

DRAFT

ANNUAL PLAN

1989-90

Vol. IV

UTTAR PRADESH

Draft Annual Plan

1989-90

**Vol. IV
DISTRICT PLAN
(PLAIN AREA)**

GOVERNMENT OF UTTAR PRADESH, PLANNING DEPARTMENT

December, 1988

Published by :

SECRETARY TO GOVERNMENT OF
UTTAR PRADESH,
PLANNING DEPARTMENT,
LUCKNOW.

Sub. National Systems Unit,
National Institute of Educational
Planning and Administration
17-B, S. Aushada Marg, New Delhi-110016
DOC. No.....*D-154/16*.....
Date.....*21/1/17*.....

Printed by :

DIRECTOR, PRINTING AND STATIONERY, U. P.,
AT THE GOVERNMENT PRESS, AISHBAGH,,
LUCKNOW.

CONTENTS

		<i>Page no.</i>
CHAPTER I	Decentralized Planning	1
CHAPTER II	Guide-lines for District Plan	8
STATEMENT DSP I	District-wise Outlays—1989-90	29
STATEMENT DSP II	District-wise/Sector-wise Outlays	32
STATEMENT DSP III	District-wise/Scheme-wise Outlays	
	101. Agriculture and Allied Activities	
	101.2401 Crop Husbandry	
	Agriculture	48
	Horticulture	48
	Cane	54
	Assistance to Small and Marginal Farmers	54
	101.2403 Animal Husbandry	58
	101.2405 Fisheries	59
	101.2406 Forestry and Wild Life	62
	101.2425 Co-operation	64
	102. Rural Development	
	102.2501 Special Programme for Rural Development	
	Integrated Rural Development	76
	Drought Prone Area Programme	76
	102.2505 National Rural Employment Programme	76
	102.2506 Land Reforms	78
	102.2515 Other Rural Development Programmes	
	Panchayat Raj	80
	Community Development	80
	104. Irrigation and Flood Control	
	104.2702 Minor Irrigation	
	Private Minor Irrigation	82
	State Minor Irrigation	82
	105. Energy	
	105.2801 Power	84
	106. Industry and Minerals	
	106.2851 Village and Small Industries	86

					<i>Page no.</i>
107.	Transport				
	107.3054	Roads and Bridges	94
110.	General Economic Services				
	110.3452	Tourism	98
	110.3454	Surveys and Statistics	100
221.	Education				
	221.2202	General Education			102
	221.2203	Technical Education	114
	221.2204	Sports and Youth Services			
		Pradeshik Vikas Dal	118
		Sports	119
222.	Medical and Public Health				
	222.2210	Medical and Public Health		..	122
223.	Water Supply, Sanitation, Housing and Urban Development				
	223.2150	Water Supply and Sanitation			
		Jal Nigam	134
		Rural Development Department		..	134
	223.2216	Housing			
		Pooled Housing	136
		Non-Plan Buildings (Revenue)		..	136
		Rural Housing (Revenue)		..	136
		Rural Housing (Rural Development Department)	136
224.	Information and Publicity				
	224.2220	Information and Publicity			138
225.	Welfare of Scheduled Castes, Scheduled Tribes and Other Backward Classes				
	225.2225	Welfare of Scheduled Castes, Scheduled Tribes and Other Backward classes			140
226.	Labour and Employment				
	226.2230	Labour and Employment			
		Labour Welfare	146
		Employment Services	146
		Craftsmen Training	146
227.	Social Security, Welfare and Nutrition				
	227.2235	Social Security and Welfare		..	149
	227.2236	Nutrition	152
STATEMENT DSP IV		Districtwise/Schemewise Physical Targets of Selected Items		..	154
MAPS AND CHARTS					296

DECENTRALIZED PLANNING

The concept of decentralized planning has been accepted in principle since the beginning of planning era. Its importance for a balanced, acceptable and meaningful development of the area has been reiterated in successive Five Year Plans. In spite of its crucial role, the concept could not go beyond the State level. The states were also reluctant to undertake it below the State level because of lack of proper machinery at the district level as well as the lack of proper methodology of local level planning. But after 1969, with the development in the planning process as well as with evolving of the methodology of local level planning, the concept of decentralized district planning gained ground. Maharashtra followed by Gujarat and Karnataka took the lead and Uttar Pradesh followed. Uttar Pradesh took the decision in 1981 to start the process of Decentralized District Planning in earnest with the following broad objectives:—

1. Development with social justice ;
2. Optimum and best possible utilisation of local, physical and human resources for the economic development of the district ;
3. Increase in the productivity of factors of production ;
4. Fulfilment of minimum needs programme ;
5. Creation of economic and social infrastructure to achieve the above objectives ;
6. Re-organisation of existing infrastructure to achieve maximum good of the poor ; and
7. Removal of inter-district and salient features of this scheme are:—

2. The scheme of decentralized planning is in operation since 1982-83. The salient features of this scheme are:—

- (i) The District has been taken as a unit of planning.

- (ii) The various plan schemes have been classified in two categories viz. state sector and district sector on the basis of location and coverage of benefit. The schemes under district sector mainly include programmes of agriculture and allied sectors, village and small scale industries, minor irrigation, rural roads, primary education, primary health, rural water supply, social welfare and welfare relating to scheduled castes and scheduled tribes etc.

- (iii) Roughly 30 per cent of the annual plan outlay was earmarked for the district sector schemes.

- (iv) The district sector outlay is divided among various districts on the basis of formula which gives due weightage to population and backwardness. Apart from that, about 3 per cent of the district plan outlay is distributed among districts on the basis of their contribution towards National Savings Programme.

- (v) Two Committees have been set up at the district level to formulate, implement as well as monitor the district plan schemes. One committee 'District Planning and Monitoring Committee' is headed by a member of the Council of Ministers with all the MPs, MLAs, MLCs, and District Magistrate as members and Chief Development Officer/Additional District Magistrate (Development)/ District Development Officer as its Secretary. This committee finalizes the district plan prepared at the district level as well as the reappropriation proposals and also reviews the district plan once in every two months.

Another Committee at the district level is 'Plan Co-ordination and Action Committee' which is responsible for preparation of draft district plan as well as its implementation and monitoring of the programmes.

This committee is headed by the District Magistrate and all the district level officers of development departments are its members.

(vi) To co-ordinate the availability of institutional finance for plan schemes, an executive committee has also been constituted. It is headed by District Magistrate and senior most officers of development departments and a representative of the Lead Bank in the district are its members.

(vii) A Divisional Committee has been constituted at the divisional level with a Cabinet Minister as its Chairman and Divisional Commissioner as its Vice-Chairman. All the divisional level officers of development departments are its members. This committee approves the plan and forwards it to the State Government for final approval.

(viii) At the State level, a committee of Secretaries of Departments of Planning, Finance and Administrative Departments has been constituted to look into the anomalies in the sectoral plans of the districts and make changes which are absolutely necessary.

(ix) At the district level, the District Magistrate is assisted in plan formulation and monitoring work by the District Economics Officer and some supporting staff.

(x) At the divisional level, one Deputy Director with necessary staff has been provided to help the Divisional Commissioner for monitoring the progress of district plans of his division.

(xi) In order to avoid delay in release of sanctions, the sanctions of schemes are being issued directly to the districts and not through the Heads of Department.

(xii) The designs, specifications and estimates of some of the non-residential buildings have been standardized and the sanctions in respect of these buildings are to be directly issued to the senior most officer of the department in the dis-

trict. This delegation has been done in case of non-residential buildings of the Education, Medical and Public Health and Animal Husbandry Departments.

(xiii) It has been specifically laid-down that in no case, funds of one district will be diverted to another district.

(xiv) The Training Division of the State Planning Institute has been entrusted with the task of imparting training in decentralized planning to all the officers engaged in the process not only at the formulation stage but also at implementing and monitoring stage.

3. The above scheme is in operation in the state since 1982-83. During this period, the classification of scheme has undergone a change and many schemes have changed sides. In fact, the revision is under taken each year before the issue of guide lines for preparation of next years plan and some changes in the classification are made in consultation with the concerned departments. However, the movement of schemes is more from district sector to state sector and not *vice versa*.

4. The intention of the Government in the beginning was that roughly 30 per cent of the annual plan outlay will be earmarked for the district sector which will be gradually increased to 35 per cent. In actual practice, the desired minimum was never reached and in fact, the percentage share is going down as will be evident from table-1.

TABLE I—District Plan Outlay

Year	Total Plan outlay (Rs. in crore)	Outlay under District Plan (Rs in crore)	District Plan outlay as percentage of total outlay
(1)	(2)	(3)	(4)
PLAINS			
1982-83	1082.00	282.56	26.11
1983-84	1235.00	339.03	27.45
1984-85	1436.00	349.13	24.31
1985-86	1573.00	385.00	24.48
1986-87	1945.00	441.57	22.70
1987-88	2285.00	503.00	22.01
1988-89	2420.00	542.60	22.42

TABLE—1 (Concl'd.)

Year	Total Plan Outlay Rs. in crore)	Outlay under District Plan (Rs. in crore)	District Plan Outlay as percentage of total outlay
(1)	(2)	(3)	(4)
HILLS			
1. 1982-83 ..	120.00	63.01	52.50
2. 1983-84 ..	140.00	73.13	52.23
3. 1984-85 ..	165.00	87.25	52.87
4. 1985-86 ..	177.00	94.52	53.40
5. 1986-87 ..	205.00	106.73	52.06
6. 1987-88 ..	235.00	118.84	50.57
7. 1988-89 ..	260.00	130.30	50.12
TOTAL, PLAINS AND HILLS :			
1. 1982-83 ..	1202.00	345.57	28.74
2. 1983-84 ..	1375.00	412.16	29.97
3. 1984-85 ..	1601.00	436.38	27.25
4. 1985-86 ..	1750.00	479.52	27.40
5. 1986-87 ..	2150.00	548.30	25.50
6. 1987-88 ..	2520.00	621.84	24.68
7. 1988-89 ..	2680.00	672.80	25.10

5. Table No. 1 shows that though the district sector outlay is increasing every year but in percentage terms, it is steadily going down. It may be because of movement of schemes from district sector to the state sector but more so because of heavy earmarking of plan funds in the core sectors of power and irrigation.

6. So far as the devolution of district sector plan outlay is concerned, the formula of devolution is taking care of the backward districts by allocating a higher plan outlay than to the developed districts. The objective of such a devolution is to remove inter district disparities in the levels of development and ultimately to achieve the objective of balanced regional development of the state.

7. Table 2 presented below shows the allocations made to the various districts for the year 1988-89. The same pattern has emerged in previous years also. It is clear from the table that the backward district have gained in terms of higher allocation of outlay and one can hope that the disparities between the backward and developed districts will narrow down in the long run.

TABLE 2 — District Plan Allocations to Districts —1988-89

(Rupees in lakh)	
District	Total outlay
(1)	(2)
1. Agra ..	1190.75
2. Aligarh ..	1057.49
3. Etah ..	826.21
4. Mainpuri ..	831.87
5. Mathura ..	690.80
TOTAL, AGRA DIVISION ..	4597.12
6. Jhansi ..	595.21
7. Lalitpur ..	533.50
8. Hamirpur ..	1296.13
9. Banda ..	1073.76
10. Jalaun ..	1004.63
TOTAL, JHANSI DIVISION ..	4503.23
11. Lucknow ..	795.96
12. Raibareli ..	945.61
13. Hardoi ..	1174.74
14. Unnao ..	906.51
15. Sitapur ..	1182.67
16. Kheri ..	1087.85
TOTAL, LUCKNOW DIVISION ..	6093.34
17. Bareilly ..	977.18
18. Badaun ..	1001.00
19. Pilibhit ..	528.00
20. Shahjahanpur ..	846.73
TOTAL, BAREILLY DIVISION ..	3352.91

TABLE : 2—(Contd.)

District	Total outlay
21. Ghaziabad ..	757.46
22. Bulandshahr ..	946.77
23. Meerut ..	1062.43
24. Saharanpur ..	1091.26
25. Muzaffarnagar ..	906.84
TOTAL, MEERUT DIVISION ..	4764.76
26. Moradabad ..	1348.88
27. Rampur ..	543.57
28. Bijnor ..	828.57
TOTAL, MORADABAD DIVISION ..	2721.02
29. Ghazipur ..	1014.64
30. Varanasi ..	1697.19
31. Ballia ..	1294.81
32. Jaunpur ..	1332.32
33. Mirzapur ..	1454.81
TOTAL, VARANASI DIVISION ..	6793.77
34. Gorakhpur ..	1907.56
35. Basti ..	2234.98
36. Deoria ..	1806.09
37. Azamgarh ..	1705.06
TOTAL, GORAKHPUR DIVISION ..	7653.69
38. Allahabad ..	1665.29
39. Fatehpur ..	742.83
40. Pratapgarh ..	1082.13
TOTAL ALLAHABAD DIVISION ..	3490.25
41. Kanpur Nagar ..	705.49
42. Kanpur Dehat ..	1436.98
43. Farrukhabad ..	926.97
44. Etawah ..	891.94
TOTAL, KANPUR DIVISION ..	3961.38

Table: 2—(Concl'd)

(Rupees in lakh)

District	Total outlay
45. Sultanpur ..	1531.94
46. Gonda ..	1427.63
47. Bahraich ..	1230.24
48. Faizabad ..	1113.69
49. Barabanki ..	1025.36
TOTAL, FAIZABAD DIVISION ..	6328.86
Total, U. P. (Plain Area) ..	54260.33

8. Apart from the removal of inter-district disparities, efforts are being made to reduce the intra-district disparities also. It has been specifically laid down in the guidelines that the new facilities to be created under the district plan will be located in the most backward block in that facility. A list of blocks according to descending order of availability of various facilities has been prepared at the district level for taking such locational decisions.

9. A set pattern has emerged at the district level in allocation of district plan outlays. The major share is going towards building up of infrastructure and for fulfilling the minimum needs of the people in the district. Annexure shows the pattern of allocation of plan funds at the district level.

10. In order to improve the quality of district plans, regular training programmes are organized at the Training Division of the State Planning Institute. Seven programmes were organized in 1987-88 and eight programmes have been proposed in 1988-89 out of which four have already been arranged. It is further proposed to organize 8 programmes for district level officers in the year 1989-90.

11. Apart from these programmes, the officers engaged in different levels of District Planning are being sent for training to IMG Trivandrum and HCM Institute of Public Administration, Jaipur. A national level seminar on Decentralized Planning was organized in the month of February, 1988, which gave a good feed back for remodelling the scheme for the Eighth Five-Year Plan.

12. In order to operationalize the methodology of preparation of comprehensive district plan as suggested by working group on District Planning five districts, one each from five economic regions, have been selected. National Institute of Rural Development, Hyderabad is assisting the district machinery in the preparation of comprehensive plan and the Area Planning Division of State Planning Institute is already engaged in preparation of the other district plans.

DISTRICT PLAN 1989-90

13. An outlay of Rs. 679.33 crore for the 49 districts of plains and Rs. 151.00 crore for eight hill district has been proposed for the district plans for 1989-90.

14. In accordance with the new direction given by the Central Planning Commission that Eighth Five-Year Plan will be based on district plans, necessary advance action has been initiated by the State Planning Department. The detailed guidelines were issued to the district for preparation of district plans for 1989-90. The salient features of these guide-lines are :

(a) an attempt has been made to prepare an integrated district plan taking into account the total flow of funds to the district as well as integration of district sector schemes with state sector schemes.

(b) The districts have been given some 'Untied Funds' (roughly Rs. 32.00 crore) to cater to the following needs :

(i) to bridge the critical gap,

(ii) to fulfil emergent local needs, and

(iii) to make such assets operational that have already been created but have not started operation due to lack of some material, equipment or other inputs.

15. In this way district planning machinery has been given some flexibility with regard to the selection of schemes and use their discretion in such matters. They have also been asked to prepare small projects of short duration without increasing any recurring liability in the district sector.

16. In order to ensure the integration of these district plans with the state plan, these plans have already been prepared, scrutinized and finalized at the state level and have therefore been incorporated in sectoral plans for 1989-90.

17. Secondly, the attempt made at the district level in formulation of district plans in the light of issued guide lines has been quite successful and has given a good feed back which will help in remodelling the guidelines for preparation of Eighth Five Year Plan.

18. During the process of implementation difficulties have been experienced with regard to budgetary procedures specially reappropriation of funds. The scheme of simplification of budgetary procedures in tune with the spirit of decentralization is under consideration of the government and it is hoped that with more delegation of powers and simplified reappropriation procedures, the difficulties at the district level will be minimised.

19. The lack of adequate planning unit at the district level has affected the quality of district plans and the desired integration of activities is not being achieved at the district level. Hence a proposal for strengthening the planning set up at the district level on the guidelines of Planning Commission has already been sent to Planning Commission.

ANNEXURE

Sector-wise/Year-wise District Sector outlay (Plains) in percentage

Sector	1982-83	1983-84	1984-85	1985-86	1986-87	1987-88	1988-89
(1)	(2)	(3)	(4)	(5)	(6)	(7)	(8)
1. Agriculture	2.28	2.14	2.02	1.57	1.53	1.69	1.24
2. Horticulture	0.55	0.83	0.77	0.81	0.72	0.85	0.88
3. Rural Development (Training)	0.23
4. Cane Development	0.89	0.55	0.47	0.44	0.42	0.44	0.37
5. Sewerage	0.41	0.04	0.06
6. Agriculture Marketing	0.32	0.04	0.06	0.04	0.11	0.16	0.07
7. Land Reforms	0.17	0.19	0.20	0.25	0.25	0.16	0.08
8. Private Minor Irrigation	2.60	1.11	0.43	2.06	2.17	2.04	1.53
9. State Minor Irrigation	13.94	18.41	13.27	11.43	10.38	9.67	7.88
10. Flood Control	0.56
11. Soil and Water Conservation (Agriculture)	2.43	2.44	2.35	2.14	2.11	2.00	1.63
12. Animal Husbandry	1.74	2.03	2.22	1.43	1.37	1.58	1.47
13. Dairy Development	0.12	0.08
14. Fisheries	0.73	0.73	0.73	0.44	0.41	0.41	0.27
15. Forest	5.33	4.70	4.56	5.00	4.65	5.02	6.12
16. Panchayat Raj	0.28	0.73	0.90	1.69	1.20	1.06	1.03
17. Pradeshik Vikas Dal	0.07	0.14	0.20	0.42	0.41	0.66	0.64
18. Community Development (Rural Development)	0.57	0.09	0.04	0.51	1.67	3.35	2.22
19. I. R. D. P.	11.58	10.87	10.16	9.43	12.04	10.5	10.42
20. D. P. A. P.	0.56	1.61	1.50	0.98	0.85	0.93	0.78
21. S. M. F. P.	6.35	5.71	4.97	4.39	3.69
22. Cooperative	2.32	1.86	1.16	0.69	0.89	0.75	0.56
23. Power	5.86	2.49	2.41	1.65	2.38	1.65	1.02
24. Village and Small Industries	3.73	2.74	2.23	2.28	1.59	1.41	1.45
25. Roads and Bridges	15.59	17.29	17.58	23.14	19.95	21.06	16.22
26. Tourism	0.13	0.29	0.51	0.09	0.19	0.20	0.08
27. General Education	5.16	5.86	7.00	5.71	6.91	7.69	6.82

GUIDELINES FOR DISTRICT PLAN 1989-90*

The year 1989-90 is the last year of the Seventh Plan and it will be the base year for the Eighth Five Year Plan. Besides, top priority is being given to District Level Planning at the national level and it is being considered to formulate the Eighth Five Year Plan of the State and the nation taking District Plan as the base. With this background the District Plan of the year 1989-90 has a special importance.

2. Every year the formulation work of District Plan has been done according to general instructions issued earlier and District Plan thus formulated had been confined mainly to scheme classified under District Sector and the outlay allocated for this sector. But in the context of the Eighth Five Year Plan, efforts have to be made to formulate an Integrated Development Plan for the district in which not only District Sector Plan schemes should be included but all the programmes being implemented in the district whether these are sponsored by the State Sector or Central Sector or others in addition to District Sector schemes. The programmes would be designed in such a way so that complementarity of each programme with other programmes could be ensured. In this way District Plan for 1989-90 will be somewhat different from plans of previous years. Therefore, the formulation of District Plan for the year 1989-90 would be done on the following broad basis, keeping in view the instructions issued in earlier years :

1. *Objectives of the District Plan*— Keeping in view the objectives and priorities at National and State level and also the specific situations and problems of the district the objectives of the District Plan would be decided. The strategy and priorities would also be accordingly fixed. Besides, inter district and inter block disparities should also be clearly mentioned. Removal of these dis-

parities would also be the main objectives of the District Plan.

2. *Outlays for the District Plan*— The District Sector outlay for the year 1989-90 for each district is given in Statement-D.S.P.-I. While formulating the District Plan, the money available from all the sources at the district level viz. local bodies, co-operative societies, institutional finance, state sector, central sector etc. would be estimated and properly included in the Plan.

3. *Allocation of Outlay*—At the time of allocating outlays for different development departments the objectives and priorities of the plan should be kept in mind. The instructions for these are already available with the districts and some general instructions are given in Part-II of this Volume. All administrative departments have been requested to issue guidelines and some of the departments have already issued them while some of the departments are in the process of issuing these guidelines. However, department/scheme-wise detailed analytical evaluation should be done and departmental important guidelines should be kept in view while allocating outlay. important guidelines should be kept in view while allocating outlay. These are reproduced below :

(a) In certain developmental works sufficient amount has already been invested earlier but their benefits are not accruing or the installed capacity is not being fully utilized due to either partial completion of works or because of absence of such other activities which are linked with these works. In order to take the maximum benefit from already invested funds, the outlay in such cases should be allocated on

*Extracts of D. O. No. 9/86/25-A. a 2/89-72 dated May 31, 1989 from Sri P.N. Tiwari, Secretary to Government of U. P., Planning Department, addressed to Principal Secretaries/Secretaries/Special Secretaries and Heads of Departments regarding formulation of District Annual Plan for 1989-90.

top priority basis. It should be ensured that such programmes would not spill-over to the Eighth Five Year Plan.

(b) A list of central sector and centrally sponsored schemes have been provided earlier. Adequate provision should be made in the plan for such schemes on priority basis otherwise assistance received from centre or other agencies will be adversely affected.

(c) A list of schemes classified under the state and district sectors have been given under items of Minimum Needs Programme. The desired amount should be made available for programmes under MNP within the district sector after making necessary estimation.

(d) Certain schemes are to be completed in a phased manner for which yearwise allocations of outlays should be made. At least 40 per cent of the total outlay be allocated in the first year of the Plan. It should also be ensured that the schemes is completed within three years. In any case token provision should not be made.

(e) Certain schemes are proposed under district sector outlays at the district level for which neither the availability of land is ensured nor the details of cost are properly worked out. Under the situation, such schemes do not get clearance and due to which it is not possible to utilise the outlay against such schemes even by the end of the financial year. Therefore, besides ensuring availability of land, detailed estimates and selected sites for new facilities/services should be clearly mentioned in the District Plan.

(f) Under roads and bridges programme details of roads to be taken up in district sector are generally not available. It is, therefore, necessary to give details on the priority basis in the prescribed proforma.

(g) Changes and amendments in classification of State/District Sector schemes since 1985-86, the first year of the Seventh Plan till the date of this letter have been provided earlier.

4. *Untied Funds*—In 1989-90 for the first time some amount is being allocated to the districts in addition to district sector outlay. This amount should be utilised to cater to special needs of the district. The district level committee is at full liberty to utilize this amount only after fulfilling the following conditions :—

(a) To utilise the amount available under untied funds, projects will be prepared and duly approved by the district committees.

(b) This amount will be utilised for the programme which will give a boost to production and create new employment opportunities. In production, all items like agriculture and allied sector production, industrial production etc. are included.

Detailed guidelines regarding untied funds have been given in Part-III of this Volume. Details of such schemes have to be given separately in the prescribed proforma.

5. *Change in the contents of the District Plan*—In view of the above mentioned facts, certain changes have been made in the contents of the District Plan. There will now be 10 Chapters instead of 14 Chapters. But it should be clearly borne in mind that important information already prescribed earlier have to be given in the re-arranged chapters. Guide-lines regarding draft chapters of the District Plan should be careful read and desired information be provided in the Plan.

6. *Time Schedule of District Sector Plan*—The purpose of District Level Planning under Multi-Level Planning System will be fully served only if it is linked with the State's Annual Plan. It is, therefore, necessary that besides other things, there should be a clearcut time table of preparing the District Plan so that it may be submitted to the State headquarters before finalization of State's Annual Plan. With this end in view a time table has been

prescribed. The work of formulation of District Plan 1989-90 should be started on priority basis and the prescribed time table should be strictly followed. The date of the meeting of District Plan and Monitoring Committee should be accordingly decided.

7. As the Integrated District Plan shall include among other things, information regarding state sector schemes and schemes financed through other sources and this entire information may not be available at the district level. Thus, the state and divisional level officers have an important role to play in furnishing that information to the districts. The Planning Department vide its D.O. No. 9/86/35-Aa-2/88-72, dated May 16, 1988 had requested to all Principal Secretaries/Secretaries to ensure fullest co-operation of their respective departmental officers and issue instructions in this connection. Similarly, the divisional level departmental officers should visit the districts and extend their co-operation in the formulation of the District Plan.

8. *Prescribed Certificates for the District Plan*—Following certificates should also be enclosed with the District Plan submitted to the Government :

1. The approval of District/Divisional Level Committee has been obtained.
2. Provision for the State's share has been made for centrally sponsored schemes/schemes financed by outside agencies which are being implemented in the district.

3. The requisite allocation has been made for items under MNP in the context of targets fixed at the national level.

4. The required provision has been made to complete the works of the Seventh Plan so that there is no spillover for the Eighth Plan.

5. Description of site selection, details of new schemes, details of roads and bridges and all earlier prescribed chapters have been included in the District Plan submitted to the Government.

9. *Descriptive Details—Proforma for District Plan*—Besides proforma prescribed earlier, maps, charts and other details should be included in the District Plan details.

10. Like the previous years, officers of the planning department have been allotted divisions and the concerned districts. The officers have been directed to give their fullest co-operation to the districts and should also visit the same to ensure formulation of the plan according to the prescribed guidelines.

It is, therefore, requested that the work of formulation of the District Plan for 1989-90 should be started with no delay. It should be completed within the time schedule and should be made available in 5 copies to the Planning Department along with necessary proformae and along with analytical notes and proformae to departmental Secretaries and Heads of departments.

PART I

GUIDELINES REGARDING DRAFT CHAPTERS OF THE DISTRICT PLAN

Under necessary instructions, issued in connection with preparation of District Plan under Decentralized Planning process, being implemented in the State since 1982-83, the District Plan was divided into 14 chapters and the details of the same were being received accordingly. On studying District Plans of previous years, it was felt that there was more emphasis on factual details in plan chapters and the analytical input was almost neglected. Due to this, it was difficult to draw any purposeful conclusions about District Plan on the basis of supplied information. Since 1982-83, certain changes have taken place which deserve due consideration. In view of all this, it was decided to affect certain changes in draft chapters of the District Plan. Under these changes, efforts were made to see that important material supplied in chapters should continue.

2. District Plan for the year 1989-90 has now to be given on the amended format. Instructions as to what type of information has to be given in the chapters are detailed below :

CHAPTER 1

INTRODUCTION

3. In this chapter analytical details regarding purposefulness of Decentralized Planning process, its utility and its present structure in the district have to be given.

CHAPTER 2

INTRODUCTION OF THE DISTRICT

4. The main purpose of this chapter is to give a back-ground of the district which should include basic data for planners and policy makers on the one hand and on the other give important trends in the development of the district in the previous years along with development problems which obstruct the development of the district. This chapter has been divided into 3 parts in which analytical notes should be given on the following

points. The first part will include the following :

(a) *Natural and geographical characteristics*—In this part details will be given mainly relating to geographical conditions, natural conditions, natural resources, rivers and their tributaries, rainfall, floods and drought conditions, land use, size of holdings, etc.

(b) *Population and other related details*—In this part details have to be given about population and its growth rate, economic distribution of population, scheduled caste and scheduled tribe population, birth rate, death rate, male and female population etc.

(c) *Economic Activities*—In this part information is required for various primary and secondary economic activities in different parts of the district, present status of development, industrial potential and estimation of sectoral minimum needs for different development programmes and the extent of its completion through local resources etc. In addition, other points which have to be given in this part are agriculture and cottage industry, efforts for improving economic and occupational aspects of weaker sections of rural/semi urban and urban areas, strengthening economic status of artisans, creation of self employment opportunities, utilization of local crafts and other resources, development of entrepreneurship and craftsmanship and development of art and cultural heritage.

5. Analytical details will be given in this part relating to emerging trends as a result of development efforts during previous years. These should include things like visible changes in cropping

pattern, land use and economic activities. Information has also to be given regarding area under agriculture, production and productivity etc.

6. In this chapter such problems will be dealt with which create obstructions in the overall development of the district.

CHAPTER 3

INTER-DISTRICT AND INTER BLOCK DISPARITIES

7. The main objective of Decentralized Planning system is to remove disparities among different districts and at the development block level within the district. With this objective in view, outlays under district sector have been given on the basis of population and backwardness in certain development indicators, so that backward districts may get justice in matters of outlay for their overall development. In this context, it is necessary to have a complete knowledge of these disparities so that on the basis of certain development indicators, the situation may be properly analysed. In this analysis following two aspects should be kept in mind :

Firstly, to identify those aspects where a particular district is lagging behind in comparison to other districts. A detailed description is being appended showing comparative position of a district at the state level for helping to do such an analysis. Secondly, necessary analysis should be done about existing disparities as regards the levels of development and available services/facilities amongst different development blocks at the district level and these blocks should be ordered in such a way so that it may be known that which block is lagging behind in which area of development. A proforma* of certain indicators is being appended for this purpose on the basis of which inter development block disparities may be identified and analysed.

Such analysis will help in selection of sites of important schemes on the one hand and in reducing inter block disparities on the other. It will also

be helpful for a balanced development of the district.

CHAPTER 4

OBJECTIVES, STRATEGY AND PRIORITIES OF DISTRICT PLAN

8. Before preparing the district plan, it is very important to bear in mind about the objectives of district plan, without which the district plan becomes only collection and compilation of statistics and schemes. It has neither proper co-ordination nor necessary integration and direction.

9. It is necessary to ensure that the district plan should be an integral part of the state plan if it has to be effective. Objectives and priorities of the State's Five Year and Annual Plan should be kept in view while preparing district plan and deciding the strategy to be adopted for this. Following three priorities and objectives should be borne in mind while preparing district plan for the year 1989-90.

1. Increase in production
2. Elimination of unemployment.
3. Alleviation of poverty.

10. Besides these general objectives, every district has its own problems different from each other as would have been indicated in chapter 2. It is, therefore, necessary that while deciding objectives of the district plan, special conditions of the district should be kept in view and these should be quantified for the purpose of making improvement along with fulfilling above mentioned three objectives.

11. Issues like growth rate from the present level of production, increase in productivity, bringing additional area under important crops, etc. should be clearly stated and quantified. After determining the objectives, the necessary strategy to be adopted for achieving these objectives should also be given in clear cut terms in this chapter.

12. On the basis of well conceived above objectives and strategies, priorities should be fixed and stated clearly.

CHAPTER 5

FINANCING OF THE DISTRICT PLAN

13. The development of the country or the State does not depend on the state sector outlays alone. Resources available from other sectors, also make an important contribution in development programmes. In this background, district sector outlay alone should not be taken into account while formulating the District Plan. On the basis of past experience, resources likely to be available from other sources like co-operative societies, institutional finance, local bodies and private capital should also be estimated. Availability of funds from these resources should be properly quantified. Important economic and other than state sector. At the district the District Plan on the basis of available resources from above mentioned resources other than state sector. At the district level annual 'action plan' is prepared on the basis of district *credit-plan* which includes investment available from institutional finance for important schemes. This also gives as to what extent and for which schemes/sectors this investment will be available. It is, therefore, necessary that the district-credit-plan should be fully integrated with the District Plan so that programmes based on institutional finance may be encouraged and maximum possible resources may be utilized from this source. In addition to above mentioned resources, development schemes are also being implemented and financed by the state sector. Though it will be difficult to estimate the investment from this sector at the district level, still departmental officers may to some extent estimate it. In preparing a District Plan such state sector schemes should also be included which are benefitting the district. In previous years, financial resources from different sources have not been clearly given in the District Plan. It has, therefore, been decided to give financial resources from sources other than the district sector outlays clearly under the following heads :

1. Estimation of existing resources:
 - (a) Co-operative Societies
 - (b) Institutional finance

- (c) Gram Panchayat, Zila Parishad and other local bodies
- (d) Capital of private individuals
- (e) Others

2. Share available to the district from the state sector schemes.

3. Share available to the district from the centrally sponsored/centrally assisted schemes

4. Share available to the district from World Bank/other outside agencies assisted projects

5. Others

CHAPTER 6

CRITICAL EVALUATION OF CONTINUING DEVELOPMENT WORKS IN THE DISTRICT AND NEW PROGRAMMES

14. Before formulating the District Plan and suggesting new programmes, it is necessary to evaluate critically all the current programmes/schemes of the district. This evaluation should be done on the basis of pre-determined objectives. Certain targets have been fixed for different development programmes in the context of the Seventh Five Year Plan which have to be achieved by the year 1989-90. At the state level these targets are fixed by different departments in view of the potentialities of the district. Different development programmes are being implemented to achieve these targets in the district.

15. Three years of the Seventh Five Year Plan have passed and we are in the fourth year of the Plan. Now only one year is left (1989-90) during which remaining targets of the Seventh Plan have to be achieved.

16. In this context, it is essential to examine as to what extent the physical targets have been achieved in the first three years of the plan and to what extent physical targets will be achieved during the current financial year (1988-89). This analysis will not only be confined to financial aspects but the emphasis will be laid on physical aspects also. This analysis will

also help in finding out as to what extent success has been achieved for a particular scheme/programme as against the fixed targets and whether it will be possible to achieve cent percent targets by the end of the Seventh Plan. On the basis of this analysis it will be possible to decide the targets for the year 1989-90. In order to achieve the targets, scrutiny of the continuing schemes is not enough, new programmes may also be proposed if required. Necessary instructions are being issued to administrative departments for such analytical evaluation. Some general instructions for such evaluation are being issued by different departments. In addition, Planning Department is also appending some guidelines for different departments in this regard. However, following points should be kept in mind while conducting analytical evaluation.

(1) Have priorities indicated earlier on the basis of directive basic principles of the Centre and the State been fully observed?

(2) Is fixed target of a particular sector in consonance with other related sectors?

(3) Has an effort been made to utilise unutilised potential of the infrastructure developed earlier?

(4) Has due consideration been given to different areas/special interest/needs of backward classes?

(5) Is proposed outlay and physical target of the scheme rational and practical?

(6) Is the strategy and process of the execution of the scheme well defined and specified?

(7) Is there proper arrangement and system of monitoring for important schemes?

(8) Is there any repetition of the state level scheme in the district level schemes. Has complementarity been observed?

(9) Has full use of available staff been taken into account while estimating requirements of additional staff for the scheme?

(10) It should be ensured while determining outlays for a particular scheme in the district sector that if the desired fund is not available from the district sector outlay, the remaining fund should be tried from institutional finance and other resources to complete the scheme. Suppose, if setting up a working unit under Soil Conservation Scheme at the district level requires Rs. 52.00 lakh per unit and if the total amount is not available from the district sector, the available funds under NREP, RLEGP, may be utilised to complete it. In such a situation fund available from different sources should be clearly indicated along with specific quantification of work. Financing of the scheme from such other sources should be clearly indicated separately.

(11) It must be clearly identified whether there is any state sector or centrally sponsored scheme, being implemented as forward and backward linkages of the district sector scheme. Necessary co-ordination should be established in such cases.

(12) The utility of the continuing programme/scheme should also be looked into while evaluating the scheme. If a programme has lost its utility for a district, it should be clearly mentioned so that necessary decision should be taken about its continuance or abolition at the state level.

(13) It should also be considered while scrutinising the schemes, that such works which are likely to be completed by the end of the Seventh Five Year Plan should be given priority in allocation of funds. Efforts should be made to see that minimum number of district sector works be spilled-over to the Eighth Five Year Plan.

(14) Inter-block disparities should be kept in mind while scrutinising the development programmes and suggesting new facilities and services and the sites should be selected in such a way which may reduce exist-

ing disparities. In previous years, it had been observed that details of sites of works were not given in the District Plan. Therefore, it has been decided that a clear mention of sites selected should be made in relation to new facilities.

17. After scrutinising the above mentioned points, targets for 1989-90 should be proposed and it should be seen that physical targets are in consonance with outlays proposed.

18. Here it is to be noted that this type of critical evaluation will be done separately and the description of the outlays of the new programmes will be done sectorwise.

CHAPTER 7

MINIMUM NEEDS PROGRAMME

19. Minimum Needs Programme, started during the Fifth Five Year Plan, is being implemented in the State on a large scale. The main objective of the programme is to develop a network of basic needs and facilities of social consumption as per prescribed national norms in all areas within a specific period. Programmes like elementary education, adult education, rural health, rural water supply, rural electrification, rural roads, rural housing for the poorest section of the rural population, environmental improvement of slum areas in cities and nutrition have been included in it. In the year 1987-88, two new items were added to MNP namely Public Distribution System and Rural Sanitation Programme. Details of programmes are given below :

1. *Elementary education*—Expansion of elementary education and covering 560 lakh additional children under formal and informal education is the national target which has to be achieved by 1990. There should be more emphasis on reducing the number of dropouts and ensuring qualitative improvement in education.

2. *Adult education*—Educating cent percent illiterates with the age group 15–35 years has been fixed as the national target which has to be achieved by 1990.

3. *Rural Health*—In order to achieve the target of providing health facilities for all by 2000 A.D., the policy of developing health care and maternity centres has to be implemented effectively and at a faster speed. It is, therefore, necessary to make up the deficiencies of existing infrastructure to develop a strong infrastructure for basic health facilities.

4. *Rural Water Supply*—Identification of problem affected villages and making provision of safe water supply through pipes and other local sources in these villages is the national target of the Seventh Five Year Plan.

5. *Rural electrification*—National target of electrifying at least 65 per cent villages by the end of the Seventh Five Year Plan has been fixed.

6. *Rural roads*—All the villages having population of 1,500 or above have to be connected with link roads and 50 per cent of the villages with a population of 1,000–1,500 have to be linked with contact roads by the end of the Seventh Five Year Plan under the national target.

7. *Rural housing for landless labourers* — The national target of providing housing facilities for landless labourers has been fixed, under which house sites have to be developed and house-building activities have to be accelerated.

8. *Environmental improvement of slum localities in urban areas*—Cent per cent coverage of urban slum areas has to be ensured by 1990. In all 90 lakh such localities have to be covered under this programme.

9. *Nutrition* — Under this programme nutritious food is provided to children of less than 6 years of age, pregnant women and lactating mothers. The food contains 300 calories and 8–12 grams protein for children up to 300 days and 200 calories and 25 grams protein for mothers.

10. Public distribution system—The national target of providing commodities of daily consumption at reasonable prices to public particularly weaker sections of the society in rural and urban areas has been fixed under this programme.

11. Rural sanitation—A target of providing sanitation facilities to at least 25 per cent of the rural population has been fixed for the Seventh Five Year Plan.

20. Existing status of various activities under MNP in the district and proposed programmes for 1988-89 and 1989-90 should be scrutinised in the light of over all targets of the Seventh Five Year Plan and their likely achievement. Keeping in view the national targets, a Five Year Plan (1990-95) should be prepared with clearly spelled out future strategy of achieving targets of MNP.

CHAPTER 8

SPECIAL COMPONENT PLAN

21. A number of programmes are being implemented for economic, social and educational development of Scheduled Caste population. In addition, Special Component Plan (SCP) is a broad based programme for overall development of this population. Under the programme, every department has been made responsible to mention separately the schemes launched by it for Scheduled Castes. This will help in making special efforts in this direction and monitoring the same. This programme has the following objectives :

1. Every department from the divisible portion of its funds will allocate funds for Scheduled Castes by fixing separate financial and physical targets :

2. In order to bring Scheduled Caste families above the poverty line, family based programmes should be taken up with a view to help these families to cross the poverty line ;

3. To remove, educational backwardness, improve living and working conditions of Scheduled Caste

population, training facilities and social consciousness among them should be developed so that they may manage their affairs themselves ; and

4. To encourage them to shift from traditional employment to other areas of work so that their socio-economic conditions may improve and traditional disparities may be reduced.

22. Following procedures should be adopted for preparing Special Component Plan :

(A) While deciding, physical targets and financial provisions, it should be kept in mind in the context of any particular programme as to what are the income levels of Scheduled Castes, in which occupation they are engaged and what are their capabilities.

(B) There are some programmes which are for the overall benefit of all sections of the society and these cannot be separated on class or caste lines. Still, priority should be given in implementation of programmes in such areas which have sufficient Scheduled Caste population.

(C) Such schemes should be sorted out amongst remaining programmes which benefit the Scheduled Castes directly and more funds should be allocated for these schemes.

(D) Special emphasis should be given to these schemes which are related to individual and family welfare. Amongst Scheduled Caste population, special schemes should be prepared for other more economically weaker communities viz. Balmiki, scavengers, bonded labourers and Banjara community, etc.

CHAPTER 9

PROPOSALS UNDER UNTIED FUNDS

23. In this chapter detailed description of proposed schemes based on local needs along with their physical and financial aspects will be given for utilization of 'Untied Funds' which will be in addition to district sector outlay compliance of instructions given in the Part III.

of this volume should be strictly followed in preparing such schemes.

CHAPTER 10

PROBLEMS AND SUGGESTIONS

24. In this chapter such special issues should be given which require decision

at the State level and disposal of which is not only necessary for overall development of the district but which affects the successful implementation of Decentralized Planning process. Simplification of delegation of budget process and such other aspects may also be indicated.

PART-II

SECTORWISE PRIORITIES AND GUIDING POINTS

AGRICULTURAL DEVELOPMENT

1. Construction of seed godowns at agricultural farms and irrigation works come within the ambit of the schemes of augmentation and storage of improved seeds. No separate schemes should be proposed for this programme but proposals for their strengthening may be made to ensure the fullest utilization of their installed capacity. Necessary details of construction units along with estimates should also be given.

2. No provision should be made for establishment of new seed processing plant as a ban has been imposed on them. Only outlay for establishment may be proposed.

3. Under the scheme of strengthening of plant protection service, necessary arrangements for plant protection implements have to be made. New stores would not be constructed under this scheme.

HORTICULTURE

1. Proposals for setting up new nurseries, where availability of land has been ensured, should only be made after receiving clear orders from the department.

2. Horticulture development scheme is being implemented in 20 districts in plains with 3 blocks in each district in Scheduled Caste dominant areas. Outlays would, therefore, be proposed as per requirement after obtaining full details from the department in the districts where the scheme is in operation.

CANE

1. The schemes relating to cane development are confined to those districts which have been declared reserved for sugar mills by the Cane Commissioner of Uttar Pradesh.

2. Proposals for construction of roads under the cane department should be included in district sector schemes only

after getting the clear instructions from the department.

3. In certain districts, the area reserved for sugar mills falls in the area of sugar mills located in other districts. Provision would be made for those districts for which sugarcane has been reserved and not for the districts where the sugar mill is located.

AGRICULTURE MARKETING

1. Mandi Parishad should propose outlay as grants-in-aid for economically weaker mandies after ensuring the availability of land.

2. No decision has been taken since 1988-89 for getting assistance from the Union Government under the centrally sponsored scheme of construction of rural godowns at the national level. Therefore, outlay can be proposed only after getting specific instructions from the department.

LAND REFORM

Under the scheme of economic assistance to allottees of ceiling land under land reform, the outlay will be proposed as State's share in the District Plan for remaining allottees as per prescribed norms after proper identification.

PRIVATE MINOR IRRIGATION

1. At the district level outlay will be proposed for staff working on the plan side under item other expenditure.

2. Till now under the subsidy scheme outlay is made available for payment of subsidy gap for free boring schemes. Now it has been decided that the subsidy will not be paid separately and the matching subsidy shall be obtained from the Central Government. The matter is being discussed with Government of India. If instructions are received from the department for payment of subsidy gap from the District Plan, the outlay may be proposed after making necessary estimates.

STATE MINOR IRRIGATION

At the district level, firstly incomplete works should be identified so that outlay could be allocated to them on priority basis and benefits could be derived from already invested funds. Before proposing new tube-wells, an amount of Rs.6.25 lakh per tube-well may be taken. Details of spill over works should also be given.

INTEGRATED RURAL DEVELOPMENT PROGRAMME AND NATIONAL RURAL EMPLOYMENT PROGRAMME

1. The amount for IRDP and NREP is allotted to districts under the following norms :—

- (1) Fifty per cent of the amount is made available on the basis of the number of marginal farmers and agricultural labourers in the district.
- (2) Remaining 50 per cent is allotted on the basis of the number of Scheduled Castes and Scheduled Tribe families in the district.

For the above mentioned poverty alleviation and employment generation programmes it is compulsory to make necessary provision in the District Plan which should be equivalent to the State's share as indicated by the department.

2. TRYSEM scheme is being implemented in all the districts as a complimentary scheme of IRDP. Therefore, necessary outlay for this scheme as State's share should be proposed under I. R. D. P.

3. The outlay equivalent to the State's share as intimated by the Rural Development Department should be proposed for districts of Banda, Etawah, Basti, Deoria, Gorakhpur, Allahabad and Sultanpur where Development of Women and Children in Rural Areas (DWCRA) scheme is being implemented.

DROUGHT PRONE AREA PROGRAMME

Under this programme, an outlay of Rs.7.50 lakh per block has been proposed as State's share. If guidelines for additional amount as against this norm have been received from the department, the

additional outlay may be proposed. Number of districts and blocks are fixed under this programme. Outlay should be estimated accordingly.

ASSISTANCE TO SMALL AND MARGINAL FARMERS FOR INCREASING PRODUCTIVITY

The outlay at the rate of Rs.2.50 lakh per block as State's share should be proposed under this scheme. The additional allocation will be made only if specific guidelines are received from the department.

ANIMAL HUSBANDRY

1. Provincialization of veterinary hospitals run by local bodies in several districts, still remains to be completed. Hence, if any hospital is to be provincialized for improving its performance and services, the desired outlay for it may be proposed.

2. Construction of building of many veterinary hospitals/stockmen centres still remains to be completed in several districts. The outlays for incompleting buildings should be made available.

3. Instead of proposing new centres and additional staff under the scheme of strengthening and execution of artificial insemination through deep freeze semen, the available capacity in the district should be fully utilized.

FORESTS

1. Social forestry scheme is being implemented with the assistance available from the World Bank. It is necessary to propose the required outlay for this scheme. The detailed guidelines would be made available by the department.

2. Plantation of fuel wood varieties in rural areas is only confined to some districts. An outlay at the rate of Rs.7.50 lakh as State's share will be allotted for the districts where the scheme is in operation.

PANCHAYATI RAJ

1. Under the scheme of giving incentive for promotion of income of Panchayati Raj institutions, provision

at the rate of Rs. 6,000 per district has to be made.

2. Under the scheme of technical and managerial assistance to Panchayat Udyogs, assistance is provided to those udyogs which have annual production between Rs. 50,000 to one lakh. A grant of Rs. 10,000 in the first year, Rs. 7,500 in the second year and Rs. 5,000 in the third year is admissible for such Udyogs.

3. Construction of village and district level panchayat bhawans is done by utilising the contribution from Gaon Sabhas. Therefore, before proposing the construction of new panchayat bhawans it is to be ensured that the prescribed share from Gaon Sabhas would be available.

COMMUNITY DEVELOPMENT/ RURAL DEVELOPMENT

1. Some works under construction of block offices and residential buildings for blocks staff are still incomplete. The suitable amount should be allocated for completion of such construction works. The following priorities have been fixed :

(1) Construction of functional buildings for blocks.

(2) Construction of residential buildings in blocks.

2. The amount for construction of District Development Offices should be proposed for only those buildings where the construction work at the district head-quarter has started. Construction of any new development office should not be proposed.

PRADESHIK VIKAS DAL

1. The financial assistance of Rs. 1,000 per dal is made available as incentive to Yuwak/Mahila Mangal Dals. In the district, for this purpose Dals should be indentified and assisted accordingly.

2. The rates for uniforms of volunteers, training and honorarium have been revised. The outlay should be provided accordingly.

COOPERATION

1. As classified, scheme-wise outlay would be allotted to co-operative department. Confusion prevails by distributing the amount under major heads. It is to be noted that as the norms have been fixed by the co-operative department for every scheme, outlay should therefore be proposed accordingly.

2. In some cases in the past, due to similarity in the nomenclature of the scheme, amount for one scheme was proposed for the other, with the result the amount for a particular work proposed in some other scheme could not be utilized. Therefore, special attention should be paid to this aspect.

ENERGY

1. The state normal programme of rural electrification has been dropped in some districts. In such districts, all blocks have been covered under MNP or REC scheme, as classified in the state sector. Therefore, provision for allocations of district-wise outlay under district sector should be made as intimated by UPSEB.

INDUSTRIES

1. Under Industrial Estate Scheme, only independent feeders, line repairs, water and electricity comes under district sector. Therefore, outlay should be proposed for these works only. Setting up of Mini Industrial Estate or new Industrial Estate should be proposed under the state sector. The amount should be proposed after reviewing the amount released in previous years and work done against it. This should also be ensured that works in the established industrial estates have been completed or have to be completed. Incomplete works should be listed in order of priority and be taken up in a phased manner.

2. The outlay at the rate of Rs. one lakh per district will be proposed under Margin Money Scheme through District Industries Centre. Necessary outlay, as required, should be proposed under another scheme of Integrated Margin Money.

ROADS AND BRIDGES

A large number of kutchra roads are being constructed under different programmes in the districts. Therefore, the amount under district sector of PWD should be utilized to convert kutchra roads into pucca roads or in construction of incomplete works and missing links/bridges on priority basis.

2. The amount available under NREP and RLEGP should be used in laying kharanja on kutchra roads. Firstly, priority should be given to the work in progress and secondly for maintenance of the created assets.

3. The roads under MNP, connecting villages having population of 1,500 or above or between 1,000—1,500 should be given top priority. MNP roads should also be taken under NREP and RLEGP.

4. A formula has been adopted for taking up new works. New works can be taken up to the extent of the amount available after deducting the amount of pending works from the double the plan outlay. For example, if in a district for completion of continuing works the remaining amount is Rs. one crore and sum of Rs. 70 lakh has been earmarked for the year 1989-90 for roads and bridges, a sum of Rs. 40 lakh can be sanctioned for additional works. If in a district there are spill over works worth Rs. one crore and the outlay is to be made available for the financial year is Rs. 40 lakh, then in this situation sanction should not be given for new roads. In order to maintain continuity in road construction works, a road can only be taken up if in the current financial year, no new roads are being taken up under NREP and RLEGP programmes. Besides the spill over work in the district is not more than three times the outlay available and is proposed under MNP with following objectives :

(a) Normally the above formula is not kept in mind at the district level. It has to be indicated for each road that what are the reasons for not making funds available for those roads and bridges in which the amount was invested earlier.

(b) Proposals may be made for the block headquarters, police stations, high schools, inter colleges, famous melas, mandies or township which are still not connected with roads or places having historic, religious or tourist importance.

5. In district sector classified scheme-wise outlays should be proposed.

6. To ensure the utility of roads already constructed, outlay should be made available on priority basis for construction of incomplete bridges and missing links.

7. Normally under district sector the details of roads and bridges are not given. Therefore, while formulating District Plan for year the 1989-90, it is necessary to give details of roads and bridges on the prescribed proforma separately along with their names, cost and proposed outlay.

TOURISM

Under Tourism department only schemes of local importance like approach roads, electrification, sheds, water supply etc. should be proposed, the viability of which is not considered. It is necessary to ensure that the works described above should be completed within the same financial year.

EDUCATION

1. A large number of primary schools and junior high schools are still without buildings. Besides, buildings constructed earlier are also damaged to some extent every year for one reason or the other. Efforts have to be made that in the remaining years of the Seventh Five Year Plan there should be no junior high school left without building in the State. All possible efforts should also be made to ensure that no primary school is without building. Reconstruction can also be proposed, if required.

2. During the last two or three years, the construction of primary school buildings has been done under NREP with the result sufficient amount is available at the district level. Therefore, it has to be identified that how many schools are still without buildings, how much amount will

be needed for their construction, how much amount was sanctioned earlier and is available. An assessment of additional amount required should also be made for construction of remaining school buildings in the last year (1989-90) of the Seventh Five Year Plan.

3. If new schools are opened in villages having population of more than 300, then 30-35 students will take admission in each school. Instead of this, if the amount to be invested for opening new schools is utilized for furnishing and constructing buildings of existing schools and efforts are made to get 10 students admitted, about 7 lakh new boys can get admission. Thus, it is not important to open new schools for universalization of education. New schools should only be proposed under unavoidable circumstances in extremely backward or far distant blocks where transport facility is practically non-existent.

4. No new primary schools and junior high schools for boys should be opened. Junior high schools for girls can be opened where number of students is sufficient. Such schools should be identified and efforts should be made to make available additional class rooms/teachers, teaching equipments according to their requirements.

5. Provision can be made for additional classes in existing Government high schools/Inter colleges or non-government high schools or inter colleges.

6. Under the scheme of informal education, part-time classes for children in the age group 6-14 years in rural and urban areas are being run at 550 primary level centres and 75 secondary level centres. Only in districts of Deoria, Lucknow and Aligarh some additional centres are functioning. Therefore, necessary provision of outlay should be made for continuing centres. Some staff is also engaged at the divisional and headquarter levels under the scheme. This expenditure at divisional and headquarter level is met through the state sector.

7. Under Adult Education, new adult education centres will not be opened to the

extent possible in the last year of the Seventh Five Year Plan (1989-90) by state resources. Therefore, new centres should not be proposed. Provision should only be made for committed expenditure of existing centres.

SPORTS

1. Norms are prescribed for different schemes of sports department. Therefore, the outlay should be proposed as per fixed norms. The details in this regard should be obtained from District Sports Officer or Regional Sports Officer.

2. Necessary outlay should be proposed for works which have started under the scheme of construction of different sports complexes in previous years to complete them. One stadium has already been constructed at each district headquarter. Therefore, for the present there is no justification of constructing more than one stadium in each district. The districts in which the work relating to construction of stadium has been completed, proposals for construction of swimming pool and multipurpose hall will be valid. Outlay should be proposed after over all thinking on this subject.

TECHNICAL EDUCATION

1. Generally in all districts polytechnics have been opened and thus there is no justification of establishing more than one polytechnic in each district. Therefore, capacity of existing polytechnics should be fully utilized either by strengthening the existing polytechnics or by opening new branches. Before proposing new branch, the number of seats available in such branches in other polytechnics and employment opportunities for trained persons in these branches should be properly estimated.

2. In certain polytechnics, construction works has started in preceding years are still incomplete. Therefore, priority should be given to such incomplete works.

MEDICAL

1. Under Medical department, activities like establishment of sub-centres, subsidiary health centres, primary health centres, community health centres and

electricity and water arrangements for PHCs are covered under Minimum Needs Programme. Therefore, it is of utmost importance to make necessary provisions for these programmes in the District Plan for achieving the national targets fixed under Minimum needs Programme.

2. Most of the buildings under district sector schemes of medical department are incomplete. The construction of new buildings should, therefore, be proposed only after completion of incomplete works. It would be proper that list and details of such buildings are made available in the District Plan.

3. Norms have been fixed for different schemes of medical department, information about which has been given separately by the department. However, roughly according to the prescribed norms, a sum of Rs.0.30 lakh for Ayurvedic dispensary Rs.1.50 lakh for Ayurvedic hospital with 15-25 beds and Rs.0.50 lakh for a PHC is spent in the first year on their establishment. Besides Rs.12-15 lakh for construction of PHC, Rs.40-50 lakh for construction of Community Health Centre and Rs.0.25 lakh for establishing Homoeopathic hospital, have been fixed and outlay should be proposed accordingly.

4. The Subsidiary Health Centre scheme has been merged with PHC. Therefore, no provision should be made separately for this scheme.

JAL NIGAM

1. Priority would be given to remaining problem villages which had been enlisted in 1972 under provision of drinking water arrangements.

2. On the basis of new survey conducted by Jal Nigam for identifying problem villages, proposals for drinking water supply should be sent for villages where problems relating to quality of drinking water is acute according to the level of ground water and the distance of available water source. In certain districts, viz. Rae-bareli, Allahabad, Varanasi, Etawah, Mathura and Agra, the drinking water programme sponsored by the Dutch Government is being

implemented. Besides this programme, cent percent centrally sponsored scheme of Accelerated Rural Water Supply programme should be properly coordinated to make the drinking water facilities available in problem villages.

LABOUR WELFARE

Identification of bonded labourers have been done in many districts. Provision should be made for rehabilitation of such families at the rate of Rs.3125.00 per family as State's share.

CRAFTSMEN TRAINING

1. The proposals for opening of new ITI should not be made. The utilization of existing capacity should be ensured by opening new trades in existing ITIs, and by making available necessary equipments as per requirement.

2. New trades can be opened in existing ITIs. While introducing new trades it should be ensured whether there is requisite demand of trained persons in these trades. Number of seats should be curtailed in trades in which job opportunities are declining. It would be necessary to make efforts to start such courses which require less expenditure.

3. Besides ITIs, GITIs, are also in existence in the district and for both these institutions provision should be made under district sector.

HARIJAN WELFARE

1. Scholarships can be awarded to boys and girls studying up to junior high school level and below in the district sector. The rates of scholarships have been revised since 1987-88. Therefore, the estimates of scholarship would be prepared on the basis of revised rates. For classes 1 to 5, the scholarship is given at the rate of Rs.12 per month per student while Rs.20 per month per student is admissible for classes 6 to 8. There should be no difficulty in preparing rough estimates of outlay on the basis of approved outlay for 1988-89 under district sector. The outlay for scholarships should be decided accordingly.

2. Under Harijan Avas Scheme the outlay should be ensured as required. This item is covered under MNP.

SOCIAL WELFARE

1. Under the social welfare sector, the Integrated Child Development scheme will be implemented in five districts of plains including Agra, Jhansi, Azamgarh, Sultanpur and Bahraich. Outlays should, therefore, be proposed for these districts only.

2. Under the scheme of grant to destitute widows, financial assistance should be maintained at the present level. Increase in number of beneficiaries should be proportionate to the reduction in their number which may be due to various reasons. Thus provision of outlay for assisting such widows should be proposed after necessary assessment in accordance with prescribed norm.

3. Necessary provision should be made for physically handicapped persons. The number of beneficiaries, however, should be kept at the level as at the end of the Sixth Five Year Plan.

4. Two schemes viz., assistance to physically handicapped persons and persons suffering from bone diseases have been integrated. Thus, outlay should be provided keeping in view both the schemes.

NUTRITION

1. Foodgrain is provided by certain other agencies for continuing schemes under Nutrition Programme in some districts in the State. Outlay for the programme should be proposed at the rate of Rs.1.92 lakh against transport cost per scheme for schemes under World Bank Programme and at the rate of Rs.60 per month per 'Aangan Bari' for wheat based project. Wheat based projects are being implemented with the assistance of NORAD in districts of Lucknow, Rae Bareli and Mirzapur. Necessary provision will be made for these projects. Total provision should be made for remaining districts where projects are being implemented through State's resources. Thus after proper assessment, outlay should be proposed keeping in view the type of projects in operation in the district.

2. This programme is a part of MNP. Therefore, it may be seen that if any part of the amount in previous years has been deposited under P.L.A., the provisions of outlay for the financial year should be made after taking into account the amount in the P. L. A.

3. For Nutrition programme, rates for 1987-88 have been changed. According to the revised rates the calculations should be made at the rate of 80 paise per beneficiary for every three hundred (300) days. District-wise number of beneficiaries have already been fixed by the department.

PART-III

INSTRUCTIONS FOR UNTIED FUNDS

1. It was realized since the inception of Decentralized Planning process in the State in 1982-83 that a meagre portion of allocated outlays for the District Plan is spent on the committed expenditure of the continuing schemes. As a result of this, there is practically no freedom to take up new schemes keeping in view the local requirements of the area nor there is money available for such schemes at the district level. Central Planning Commission has also emphasized upon giving certain freedom at the district level and also providing some funds separately for such requirements. It has therefore, been decided that some amount under 'Untied Funds' shall also be provided. This amount will be in addition to the District Plan outlay. It is expected that with the provision of untied funds the best possible utilization of the funds will be made to achieve the following three objectives :

1. Increase in production,
2. Elimination of unemployment, and
3. Alleviation of poverty.

2. While utilizing the amount of Untied Funds, following instructions should be followed :

- (1) This amount should not be utilised on continuing schemes nor it should be utilized in creation of posts or meeting other similar expenditures.
- (2) The amount should be utilised to remove such gaps which exist due to non-existence of link schemes amongst inter depart-

mental programmes, and due to which full benefits of such continuing schemes are not accruing to the districts.

- (3) This amount should be utilized for productive schemes so that beneficiaries could generate direct income. For example, schemes shall be formulated for such beneficiaries of the IRDP who are not getting continuous benefits from the programmes under IRDP.
- (4) Such employment generating and production oriented schemes should be prepared which could qualify to get loans from financial institutions.
- (5) Amount should be spent on such experimental projects/schemes at the local levels which may receive local co-operation/benefits like the ICDS.
- (6) Such schemes of local needs should be prepared which may secure local people's participation in programme like drinking water and sanitation and environmental improvement.
- (7) Employment oriented schemes should be prepared. Such scheme should help students to gain self-employment within five years after completing their school education.
- (8) Development departments should also identify such problem areas

due to which full benefits of the Programme are not accruing to the targeted population/areas. If solution of such problem is not possible under continuing schemes, new schemes should be prepared. Inter departmental vis-a-vis inter scheme coordination should also be ensured,

(9) With a view to encourage local people's co-operation and creating mass consciousness, such sources and opportunities should be identified for formulation of the scheme where people themselves come forward and participate in them. This participation may be in two ways :

(i) Completion of the scheme by contribution of funds by the people's themselves i.e. by collecting subscription/contributions to meet some portion of the expenditure of the scheme and meeting the rest from the District Plan.

(ii) By encouraging local people to do Shramdan to meet labour component of the scheme and meeting the cost of material from the District Plan.

3. More emphasis should be given to such schemes where maximum possible people's participation could be ensured. Many works can be taken up under this like construction of village pavement,

drains, kutchha roads, school buildings, irrigation channels, etc. Fifty per cent cost of such works should come from the local resources and the remaining 50 per cent may be met from the District Plan. Such works should be given preference in the priority list of works.

4. United Funds could be utilized for such small maintenance works also under different departments which for certain reasons, cannot be taken up through plan outlays and non-plan budget. As a result of this the total benefits of the works completed earlier are not available. This should be done only under unavoidable circumstances.

5. In addition to this, schemes which are needs of the area and are useful for the local people may also be taken up from this fund.

6. The nature and structure of the scheme to be proposed for funding from the untied fund should not be individualistic, rather it should be socialistic in character i.e. it should be beneficial not for a particular person/class but for the society or for a particular section of the society.

7. Schemes should be small in size, shorter in duration and which could be completed within the same financial year in which it started. No recurring portion of the expenditure should spillover to the next year.

This amount should not be utilized in any way as grants.

MAPS AND CHARTS

The following list of maps and charts should be enclosed with the district plan.

1. Topographical characteristics including elevations by suitable contours; rainfall distribution-monthly and seasonal; rivers; forest types; predominant soil types; depth of underground water, water strata. Problem areas that are liable to flooding, water-logging, soil erosion/alkalinity, recurrent drought.
2. Cropping pattern and area under various crops. Industrial units of all sizes and categories with location and details of employment, output etc.
3. Sources, location and command of existing irrigation works both private and public.

4. Separate maps showing projected values of :

- (1) 1500 and above populated villages
- (2) Towns
- (3) Health facilities
- (4) Educational institutions
- (5) Veterinary facilities
- (6) Agriculture Service Centres
- (7) Seed/Fertiliser distribution centres. Plant protection facilities
- (8) Banking and Credit facilities
- (9) Transport and Communication network
- (10) Power distribution network.

5. Block-wise indicators of development-Proforma enclosed.

ANNEXURE--I
BLOCK-WISE INDICATORS OF DEVELOPMENT

NAME OF THE DISTRICT

Indicator of Development	(A) Economic Activities													(B) Infrastructural and communication facilities					(C) Social and other services				(D) Demographic features								
	Intensity of cropping (1985-86)	Percentage of area under comm. crops to gross cropped area (1985-86)	Per Ha. consumption of Fertilizers (1985-86)	Percentage of net irrigated area to net sown area (1985-86)	Percentage of gross irrigated area to gross cropped area (1985-86)	Percentage of net area sown to total reporting area (1985-86)	Net area sown per cultivating household (1985-86)	Per capita (Rural) net area sown (1985-86)	Percentage of area under forest to reporting area (1985-86)	Percentage of USAR and unculturable land to total reporting area (1985-86)	Length of pucca road per 100 sq. km. of area (1985-86)	Length of pucca road per lakh of population (1985-86)	Percentage of electrified village to total inhabited villages (1986-87)	No. of telegraph offices per lakh of population (1986-87)	No. of post offices per lakh of population (1986-87)	J.B.S.	S.B.S.	H.S.S.	Per hundred Ha. of reporting area	Per stock-man Centre	No. of milch cattle per A.I.C./ Sub-A.I.C.	Population per Bank Branch (1986-87)	Density of population per sq. km. (1981)	Decennial growth of population (1971-81)	Male	Female	Total	Percentage of S.C./S.T. population to total population (1981)	Cultivators	Agricultural labourers	
Name of the Block	0	1	2	3	4	5	6	7	8	9	10	11	12	13	14	15	16	17	18	19	20	21	22	23	24	25	26	27	28	29	30
1																															
2																															
3																															
4																															

STATEMENT

District-Wise

Districts	Outlay Indicated to Districts			Outlay for District Plan (Cols. 2-4)	Additional outlay	Total outlay for District (Plan (Cols. 5+6))
	Total	Including on the basis of small savings contribution	Including Untied Funds			
(1)	(2)	(3)	(4)	(5)	(6)	(7)
Agra	136794	8794	6400	130394	10526	140920
Aligarh	119040	..	5952	113088	9750	122878
Etah	97504	2784	4736	92768	7750	100558
Mainpur	96934	1574	4768	92166	7842	100008
Mathura	80442	2362	3504	76538	6421	82959
Agra Division	530714	15514	25760	504954	42369	547323
Jhansi	68166	2246	3296	64870	5421	70291
Lalitpur	6080	..	3104	58976	5105	64081
Hamirpur	151226	826	7520	143706	12368	156074
Banda	125658	1498	6208	119450	10211	129661
Jalaun	116998	2438	5728	111270	9421	120691
Jhansi Division	524128	7008	25856	498272	42526	540798
Lucknow	93082	12442	4032	89050	6632	95682
Rae Bareilly	111936	4416	5376	106560	8842	115402
Hardoi	137254	1574	6784	130470	11158	141628
Unnao	105792	2112	5184	100608	8526	109134
Sitapur	133760	..	6688	127072	11000	138072
Kheri	124800	..	6240	118560	10263	128823
Lucknow Division	706624	20544	34304	672320	56421	728741
Bareilly	113862	3782	5504	108358	9053	117411
Budaun	116480	..	5824	110656	9579	120235
Pilibhit	62630	1190	3072	59558	5053	64611
Shahjahanpur	98758	1478	4864	93894	8000	101894
Bareilly Division	391730	6450	19264	372466	31685	404151

D.S.P.—I—(Concd.)
Outlay

(Rs. in '000)

Districts	Outlay Indicated to Districts			Outlay for District Plan (Cols. 2-4)	Additional outlay	Total outlay for District Plan (Cols. 5+6)
	Total	Including on the basis of small savings contribution	Including Untied Funds			
(1)	(2)	(3)	(4)	(5)	(6)	(7)
Mærut	121901	10541	5568	116333	9158	125491
Ghaziabad	90445	6605	4192	86253	6895	93148
Bulandshahr	107520	..	5376	102144	8842	110986
Saharanpur	122240	..	6112	116128	10053	126181
Muzaffarnagar	101760	..	5088	96672	8368	105040
Mærut Division	543866	17146	26336	517530	43316	569846
Moradabad	156461	6701	7488	148973	12316	161289
Rampur	63462	1382	5104	60358	5105	65463
Bijnor	97664	2304	4768	92896	7842	103738
Moradabad Division	317587	10387	15360	302227	25263	327490
Varanasi	197050	14650	9120	187920	15000	202930
Ghazipur	118490	4570	5696	112794	9368	122162
Ballia	140035	6106	5632	134403	9263	143666
Jaunpur	156800	3840	7648	149152	12579	161731
Mirzapur	170515	3475	8352	162163	13737	175900
Varanasi Division	782890	32641	36448	746442	59947	806389
Gorakhpur	224141	11021	10656	21348	17526	231011
Basti	260800	2880	12896	247904	21211	269115
Deoria	207360	..	10368	196992	17053	214045
Azamgarh	201785	6585	9760	192025	16053	208078
Gorakhpur Division	894086	20486	43680	850406	71843	922249
Allahabad	194778	9178	9280	185498	15263	200761
Fatehpur	88051	3571	4224	83827	6947	90774
Pratapgarh	125862	4262	6080	119782	10000	129782
Allahabad Division	408691	17011	19584	389107	32210	421317

Districts	Outlay Indicated to Districts					
	Total	Including on the basis of Small Savings contribution	Including Untied Funds	Outlay for District Plan (Cols. 2-4)	Additional outlay	Total outlay for District Plan (Cols. 5+6)
(1)	(2)	(3)	(4)	(5)	(6)	(7)
Kanpur Nagar ..	81670	11270	3520	78150	5790	83940
Kanpur Dehat ..	166771	11251	7776	158995	12789	171784
Farrukhabad ..	107904	2304	5280	102624	8684	111308
Etawah ..	103866	4666	4960	98906	8158	107064
Kanpur Division ..	460211	29491	21536	438675	35421	474096
Faizabad ..	133530	7450	6304	127226	10368	137594
Sultanpur ..	173037	5357	8384	164653	13789	178442
Gonda ..	163840	..	8192	155648	13474	169122
Bara Banki ..	119100	1344	5888	113216	9684	122900
Bahraich ..	143251	1171	7104	136147	11684	147831
Faizabad Division ..	732762	15322	35872	696890	58999	755889
GRAND TOTAL (PLAINS) ..	6293289	192000	304000	5989289	500000	6489289

STATEMENT
Summary Statement of

District	Agriculture and				
	Crop Husbandry				
	Agri- culture	Horti- culture	Cane Deve- lopment	S.M.F.	Total (2 to 5)
(1)	(2)	(3)	(4)	(5)	(6)
Agra	1314.00	628.00	..	13109.20	15051.20
Aligarh	1615.00	1335.00	107.00	11750.00	14807.00
Etah	1005.00	325.00	75.00	10350.00	11755.00
Mainpuri	800.00	810.00	..	10300.00	11969.00
Mathura	1401.00	386.25	80.00	8300.00	10167.25
Agra Division	6144.00	3484.25	262.00	53859.20	63749.45
Jhansi	701.00	1105.00	..	1215.20	3021.20
Lalitpur	1861.00	900.40	..	736.40	3497.80
Hamirpur	1600.00	1637.00	..	2208.40	5445.40
Banda	1869.00	1096.46	..	2237.20	5202.66
Jalaun	1356.00	568.00	..	1979.60	3903.60
Jhansi Division	7387.00	5306.86	..	8376.80	21070.66
Lucknow	1029.00	1012.00	25.00	5450.00	7516.00
Rae Bareli	2325.00	365.00	800.00	13050.00	16540.00
Hardoi	2365.00	420.00	120.00	13050.00	15955.00
Unnao	940.00	1015.00	200.00	11050.00	13205.00
Sitapur	1308.00	1594.00	934.00	13050.00	16886.00
Kheri	960.00	1388.00	1410.00	10350.00	14108.00
Lucknow Division	8927.00	5794.00	3489.00	66000.00	84210.00
Bareilly	1495.00	1230.00	820.00	10350.00	13895.00
Badaun	1530.00	758.50	729.00	12350.00	15367.50
Pilibhit	1271.00	300.00	962.00	4850.00	7383.00
Shahjahanpur	2313.00	287.00	1006.40	9600.00	13206.40
Bareilly Division	6609.00	2575.50	3517.40	37150.00	49851.90
Meerut	1006.00	1305.00	2010.00	12350.00	16671.00
Ghaziabad	471.00	770.00	482.00	6900.00	8623.00
Bulandshahar	1134.00	1203.00	550.00	11750.00	14637.00
Saharanpur	1156.00	753.00	1500.00	11050.00	14459.00
Muzaffarnagar	948.00	850.00	1656.00	9600.00	13054.00
Meerut Division	4715.00	4881.00	6198.00	51650.00	67444.00

DSP-II*District-wise/Sector-wise Outlays (Plains)***(Rs. in '000)****Allied Activities**

Animal Husbandry	Fisheries	Forest	Co-operative	Total (6+7+8+9+10)
(7)	(8)	(9)	(10)	(11)
1758.50	50.00	8050.00	340.00	25249.70
1363.00	..	6000.00	500.00	22670.00
771.00	170.00	6000.00	421.00	19117.00
1522.00	250.00	7300.00	375.00	21416.00
1241.00	15.00	8750.00	300.00	20473.25
6655.50	485.00	36100.00	1936.00	108925.95
1160.70	567.50	4122.00	212.50	9083.90
1579.50	210.00	6150.00	291.00	11728.30
1459.20	150.00	7350.00	476.00	14880.60
1991.98	180.00	4350.00	598.00	12322.64
2310.10	425.00	6145.00	412.00	13195.70
8501.48	1532.50	28117.00	1989.50	61211.14
2830.00	757.00	7500.00	559.00	19162.00
2338.00	753.00	5400.00	642.00	25673.00
844.20	400.00	8100.00	1100.00	26399.20
1463.00	679.00	6575.00	785.00	22707.00
1199.30	370.00	7100.00	465.00	26020.00
1066.00	483.00	4480.00	141.00	20278.00
9740.50	3442.00	39155.00	3692.00	140239.50
1438.20	300.00	6000.00	760.00	22393.20
994.20	390.00	7000.00	709.00	24460.70
1121.00	300.00	3225.00	745.00	12774.00
816.00	250.00	5345.00	600.00	20217.40
4369.40	1240.00	21570.00	2814.00	79845.30
2413.20	350.00	8050.00	1121.00	28605.20
1032.49	140.00	5300.00	733.00	15828.49
1048.00	300.00	8300.00	318.00	24603.00
1596.50	309.40	5270.00	581.00	22215.90
6250.00	50.00	6375.00	243.00	25972.00
12340.19	1149.40	33295.00	2996.00	117224.55

STATEMENT

District	Agriculture and				
	Crop Husbandry				Total (2 to 5)
	Agri- culture	Horti- culture	Cane Deve- lopment	S.M.F.	
(1)	(2)	(3)	(4)	(5)	(6)
Moradabad	3439.00	4280.00	1038.00	13050.00	21807.00
Rampur	1000.00	444.00	755.00	4150.00	6349.00
Bijnor	930.00	775.00	1232.00	7600.00	10537.00
Moradabad Division ..	5369.00	5499.00	3025.00	24800.00	38693.00
Varanasi	954.00	1243.50	84.00	9666.80	11948.30
Ghazipur	1867.00	935.00	92.00	11050.00	13944.00
Ballia	600.00	520.00	260.00	12450.00	13830.00
Jaunpur	1125.00	595.00	91.00	13800.00	15611.00
Mirzapur	3524.00	1042.00	..	3444.00	8010.00
Varanasi Division ..	8070.00	4335.50	527.00	50410.80	63343.30
Gorakhpur	2300.00	2521.00	462.00	21400.00	26683.00
Basti	2671.00	2249.00	310.00	22100.00	27330.00
Deoria	987.00	2245.00	1128.75	19950.00	24310.75
Azamgarh	1333.00	1126.00	1010.00	19950.00	23419.00
Gorakhpur Division ..	7291.00	8141.00	2910.75	83400.00	101742.75
Allahabad	2735.00	970.00	..	19703.20	23408.20
Fatehpur	1205.00	910.00	..	8900.00	11015.00
Pratapgarh	1100.00	1064.00	..	10350.00	12514.00
Allahabad Division ..	5040.00	2944.00	..	38953.30	46937.20
Kanpur (Nagar)	799.00	970.00	..	2050.00	3819.00
Kanpur (Dehat)	2171.00	1619.00	764.00	11650.00	16204.00
Farrukhabad	799.00	802.00	207.00	9600.00	11408.00
Etawah	1314.00	380.00	..	9600.00	11294.00
Kanpur Division ..	5083.00	3771.00	971.00	32900.00	42725.00
Faizabad	872.00	1670.00	105.00	12350.00	14997.00
Sultanpur	1225.00	2250.00	115.00	15200.00	18790.00
Gonda	2645.00	1100.00	267.75	17200.00	21212.75
Bara Banki	2833.00	1760.00	192.00	11000.00	15785.00
Bahraich	2811.00	680.00	640.00	13050.00	17181.00
Faizabad Division ..	10386.00	7460.00	1319.75	68800.00	87965.75
GRAND TOTAL (PLAINS) ..	75021.00	54192.11	22219.90	516300.00	667733.01

DSP - II (Contd.)

(35)

Sub. National Systems Unit,
 Nation I Institute of Educational
 Planning and Administration
 17-b, Sri Aurobindo Marg, New Delhi-110016
 DOC. No. D-16/66 (Res. in '000)
 Date.....

Allied Activities

Animal Husbandry	Fisheries	Forest	Co-operative	Total (6+7+8+9+10)
(7)	(8)	(9)	(10)	(11)
2759.70	245.00	8150.00	181.00	33142.70
360.00	158.00	4348.00	465.00	11680.00
1086.40	100.00	7800.00	252.40	19775.00
4206.90	503.00	20298.00	898.40	64599.30
3047.30	919.20	8600.00	2535.00	27049.80
1850.00	652.50	7725.00	443.00	24614.50
5000.00	..	8000.00	..	26830.00
1973.10	750.00	6950.00	950.00	26234.10
2579.00	180.00	5650.00	483.00	16902.00
14449.40	2501.70	36925.00	4411.00	121630.40
6379.00	785.00	6445.00	1560.00	41852.00
4086.00	763.00	8000.00	1980.00	42159.00
2475.40	968.00	7750.00	1410.00	36914.15
3403.00	173.00	8750.00	856.00	37201.00
16343.40	3289.00	30945.00	5806.00	158126.15
4298.00	567.00	10090.00	749.00	39112.20
1393.10	360.00	7000.00	447.00	20215.10
2738.00	837.00	8100.00	581.00	24770.00
8429.10	1764.00	25190.00	1777.00	84097.20
3062.80	54.20	4000.00	564.00	11500.00
3631.00	280.00	5000.00	488.00	25603.00
1166.50	340.00	5250.00	737.00	18901.50
1431.70	170.00	6250.00	233.00	19378.70
9292.00	844.20	20500.00	2022.00	75383.20
1699.30	927.00	7400.00	700.00	25723.30
3604.00	500.00	9000.00	1204.00	33098.00
3214.25	1530.00	7665.00	840.00	34462.00
1791.10	1022.50	8075.00	400.00	27073.60
1958.10	616.00	5765.00	746.00	26266.10
12266.75	4595.50	37905.00	3890.00	146623.00
106594.62	21346.30	330000.00	32231.90	1157905.83

District	Rural Development		
	Special Programme for Rural Development		
	I.R.D.	D.P.A.P.	Total (12 + 13)
(1)	(12)	(13)	(14)
Agra	14532.00	..	14532.00
Aligarh	14262.00	..	14262.00
Etah	10821.00	..	10821.00
Mainpuri	11304.00	..	11304.00
Mathura	8560.00	..	8560.00
Agra Division	59479.00	..	59479.00
Jhansi	7480.00	2475.00	9955.00
Lalitpur	3554.00	1750.00	5304.00
Hamirpur	8773.00	4125.00	12898.00
Banda	10764.00	8125.00	18889.00
Jalaun	7266.00	2475.00	9741.00
Jhansi Division	37837.00	18950.00	56787.00
Lucknow	9897.00	..	9897.00
Rae Bareli	16253.00	..	16253.00
Hardoi	17220.00	..	17220.00
Unnao	13992.00	..	13992.00
Sitapur	18186.00	2250.00	20436.00
Kheri	13722.00	1500.00	15222.00
Lucknow Division	89270.00	3750.00	93020.00
Bareilly	10821.00	..	10821.00
Badaun	12115.00	..	12115.00
Pilibhit	5759.00	..	5759.00
Shahjahanpur	10550.00	..	10550.00
Bareilly Division	39245.00	..	39245.00
Meerut	13565.00	..	13565.00
Ghaziabad	8987.00	..	8987.00
Bulandshahar	13295.00	..	13295.00
Saharanpur	15442.00	..	14442.00
Muzaffarnagar	11517.00	..	11517.00
Meerut Division	62806.00	..	62806.00

DSP-II—(Contd.)

(Rs. in '000)

Rural Employment		Other Rural Development Programme		Total	Total
N.R.E.P.	Land Reforms	Panchayati-Raj	Community Development	(Col.17+18)	(Col. 14+15+16+19)
(15)	(16)	(17)	(18)	(19)	(20)
16112.90	..	596.00	2000.00	2596.07	33240.59
16112.90	..	1651.00	2000.00	3651.00	34025.50
11279.00	..	806.00	1380.00	2186.00	24286.00
12084.60	..	1086.00	1432.00	2518.00	25906.60
8862.00	50.00	908.00	1320.00	2228.00	19700.00
64451.40	50.00	5047.00	8132.00	13179.00	137159.49
8862.10	..	1604.70	690.00	2294.70	21111.80
3222.60	25.00	856.04	809.00	1665.04	10216.64
9667.70	100.00	1406.00	7441.60	8847.60	31513.30
12084.60	300.00	1313.04	1693.00	3006.04	34279.64
8056.40	300.00	2101.50	5570.40	7671.90	25769.30
41893.40	725.00	7281.28	16204.00	23485.28	122890.68
12890.30	..	1000.00	686.58	1686.58	24473.88
18529.80	..	36.00	1300.00	1336.00	36118.80
20141.10	300.00	1697.00	1500.00	3197.00	40858.10
16112.80	..	773.50	1140.00	1913.50	32018.30
21752.30	25.00	981.50	2500.00	3481.50	45694.80
16112.80	800.00	936.00	4187.00	5123.00	37257.80
105539.10	1125.00	5424.00	11313.58	16737.58	216421.68
11279.00	25.00	1050.00	2660.00	3710.00	25835.00
12084.60	20.00	656.00	1000.00	1656.00	25875.60
6445.10	100.00	891.00	500.00	1391.00	13695.10
11279.00	15.00	236.00	5494.20	5730.20	27574.20
41087.70	160.00	2833.00	9654.20	12487.20	92979.90
14501.50	25.00	4331.00	3447.59	7778.59	35870.09
10473.40	..	1551.00	4525.00	6076.00	25536.40
14501.50	..	2246.00	1000.00	3246.00	31042.50
18529.80	100.00	2603.00	1000.00	3603.00	37674.80
12890.30	100.00	789.50	500.00	1289.50	25796.80
70896.50	225.00	11520.50	10472.59	21998.09	155920.59

District	Rural Development		
	Special Programme for Rural Development		
	I.R.D.	D.P.A.P.	Total (12 + 13)
(1)	(12)	(13)	(14)
Moradabad	15285.00	..	15285.00
Kanpur	50 5.00	..	5005.00
Bijnor	10708.00	..	10708.00
Moradabad Division	30998.00	..	30998.00
Varanasi	21898.00	..	21898.00
Ghazipur	13025.00	..	13025.00
Ballia	13082.00	..	13082.00
Jaunpur	18456.00	..	18456.00
Mirzapur	17973.00	8325.00	26298.00
Varanasi Division	84434.00	8325.00	92759.00
Gorakhpur	27230.00	..	27230.00
Basti	25566.00	..	25566.00
Deoria	2 821.00	..	22821.00
Azamgarh	26690.00	..	26690.00
Gorakhpur Division	102307.00	..	102307.00
Allahabad	26420.00	825.00	27245.00
Fatehpur	11247.00	..	11247.00
Pratapgarh	13722.00	..	13722.00
Allahabad Division	51389.00	825.00	52214.00
Kanpur (Nagar)	2840.00	..	2840.00
Kanpur (Dehat)	16100.00	..	16100.00
Farrukhabad	11518.00	..	11518.00
Etawah	12001.00	..	12001.00
Kanpur Division	42459.00	..	42459.00
Faizabad	17433.00	..	17433.00
Sultanpur	17546.00	..	17546.00
Gonda	18356.00	3225.00	21581.00
Bara Banki	14959.00	..	14959.00
Bahraich	14319.00	10750.00	250 9.00
Faizabad Division	82613.00	13975.00	96588.00
GRAND TOTAL (PLAINS)	682837.00	45825.00	728662.00

DSP—II—(Contd.)

(Rs. in '000)

Rural Employment	Other Rural Development Programme			Total {(Col. 17+18)}	Total (Col. 14 + 15+16+19)	
	Land Reform	Panchayati- Raj	Community Development			
N.R.E.P.	(15)	(16)	(17)	(18)	(19)	(20)
16918.50	25.00	2853.40	1509.49	4362.89	36591.39	
5639.50	50.00	1450.00	885.00	2335.00	13029.50	
12890.20	100.00	2269.46	1682.55	3952.01	27650.21	
35448.20	175.00	6572.86	4077.04	10649.90	77271.10	
26586.20	...	2184.00	8148.20	10332.20	58816.40	
14501.60	50.00	1270.00	791.00	2061.00	29637.60	
13695.90	235.00	2031.00	3500.00	5531.00	32543.90	
21752.30	...	913.00	3900.00	4813.00	40213.00	
20946.70	250.00	1811.00	1500.00	3311.00	50805.70	
97482.70	535.00	8209.00	17839.20	26048.20	216824.90	
31420.00	50.00	1926.00	6500.00	8426.00	67126.00	
28197.50	100.00	1727.90	10000.00	11727.90	65591.40	
24974.90	...	2685.50	3785.00	6470.50	54266.40	
31420.00	15.00	6551.00	1505.00	8056.00	66181.00	
116012.40	165.00	12890.40	21790.00	34680.40	253164.80	
31420.00	..	3863.54	100.00	3963.54	62628.54	
12890.30	100.00	1300.00	1275.00	2575.00	26812.30	
16112.90	..	2351.00	2500.00	4851.00	34685.90	
60423.20	100.00	7514.54	3875.00	11389.54	124126.74	
3384.00	10.00	306.00	4806.00	5112.00	11346.00	
19174.00	..	2356.00	5000.00	7356.00	42630.00	
12890.30	100.00	2338.00	1750.00	4088.00	28596.30	
13695.90	..	456.00	4892.29	5348.29	31045.19	
49144.20	110.00	5456.00	16448.29	21904.29	113617.49	
20946.70	65.00	1079.00	5351.72	6430.72	44875.42	
19335.40	125.00	1209.52	3332.05	4541.57	41547.97	
19335.40	..	681.00	4350.00	5031.00	45947.40	
17724.10	250.00	1658.00	1500.00	3158.00	36091.10	
15307.20	1000.00	1572.00	2526.00	4098.00	45474.20	
92648.80	1440.00	6199.52	17059.77	23259.29	213936.09	
775027.60	4810.00	78948.10	136865.67	215813.86	1724313.46	

STATEMENT

District	Minor Irrigation			Power	Village and Small Industries	Roads and Bridges	General Economic Services		
	Private Minor Irrigation	State Minor Irrigation	Total (Col. (21+22))				Tourism	Survey and Statistics	Total (27+28)
(1)	(21)	(22)	(23)	(24)	(25)	(26)	(27)	(28)	(29)
Agra	970.00	8953.00	9923.00	500.00	1300.00	15007.68	..	45.00	45.00
Aligarh	250.00	6686.00	6936.00	500.00	1850.00	15458.40	..	45.00	45.00
Etah	240.00	6400.00	6640.00	700.00	1360.00	11273.10	..	40.00	40.00
Mainpuri	365.00	7500.00	7865.00	..	1280.00	8659.70	..	155.00	155.00
Mathura	450.00	..	450.00	..	1700.00	6935.30	..	49.00	49.00
Agra Division	2275.00	29539.00	31814.00	1700.00	7490.00	57334.18	..	334.00	334.00
Jhansi	4484.00	2224.00	6708.00	500.00	1917.00	4090.95	125.00	65.00	190.00
Lalitpur	3340.00	..	3340.00	2000.00	1061.00	10234.66	..	30.50	30.50
Hamirpur	2756.00	18500.00	21256.00	1500.00	910.00	28598.98	..	124.00	124.00
Banda	3745.00	6375.00	10120.00	3000.00	1196.60	19484.67	298.00	45.00	343.00
Jalaun	2640.00	11568.00	14208.00	1600.00	1332.00	22081.01	200.00	45.00	245.00
Jhansi Division	16965.00	38667.00	55632.00	8600.00	6416.60	84490.27	623.00	309.50	932.50
Lucknow	400.00	7963.00	8363.00	1000.00	1739.50	10517.42	400.00	130.00	530.00
Rae Bareli	991.00	6575.00	7566.00	500.00	1531.00	7121.50	210.00	45.00	255.00
Hardoi	470.00	6500.00	6970.00	500.00	1147.00	16540.06	200.00	59.50	259.50
Unnao	455.00	4133.00	4588.00	..	1360.00	12697.00	25.000	142.50	167.50
Sitapur	571.00	6844.00	7415.00	500.00	855.00	12005.00	..	29.50	29.50
Kheri	375.00	5090.00	5465.00	2500.00	1051.20	11842.84	..	20.00	20.00
Lucknow Division	3262.00	37105.00	40367.00	5000.00	7683.70	70723.82	835.00	426.50	1261.50
Bareilly	1458.00	5323.00	6781.00	..	1820.00	17853.00	..	40.00	40.00
Badaun	1023.00	13435.00	14458.00	..	947.00	19158.00	75.00	30.00	105.00
Pilibhit	625.00	2960.00	3585.00	400.00	816.50	8893.37	..	130.00	130.00
Shahjahanpur	460.00	4620.00	5080.00	1800.00	1760.00	13064.00	..	40.00	40.00
Bareilly Division	3566.00	26338.00	29904.00	2200.00	5343.50	58968.37	75.00	240.00	315.00
Meerut	400.00	6290.00	6690.00	2500.00	2631.00	15478.67	..	45.00	45.00
Ghaziabad	140.00	4015.00	4155.00	2500.00	3465.00	14174.11	..	30.00	30.00
Bulandshahr	400.00	4200.00	4600.00	..	1200.00	13883.00	1000.00	124.00	1124.00
Saharanpur	50.00	5000.00	5050.00	3000.00	2205.20	15571.87	..	50.00	50.00
Muzaffarnagar	55.00	2190.00	2245.00	1000.00	1320.80	14626.50	..	54.00	54.00
Meerut Division	1045.00	21695.00	22740.00	9000.00	10822.00	73734.07	1000.00	303.00	1303.00

DSP-II—(Contd.)

(Rs. in '000)

Education					Medical and Public Health	Water Supply and Sanitation		
General Education	Technical Education	Sports	Pradeshik Vikas Dal	Total (Col. 30+31+ 32+33)		Rural	Water Supply	Total (Cols.)
(30)	(31)	(32)	(33)	(34)		Jal Nigam (36)	R.D. (37)	(36+37) (38)
5456.00	..	1698.20	650.00	7804.20	8446.00	15562.12	1500.00	17062.12
6092.50	300.00	853.20	843.00	8088.70	9678.00	5600.00	2000.00	7600.00
10883.00	3000.00	63.20	547.00	14493.20	4475.00	4500.00	600.00	5100.00
2971.50	2500.00	1253.20	464.00	7188.70	6618.00	4000.00	1000.00	5000.00
3887.00	..	1013.20	785.65	5685.85	5650.00	9193.00	500.00	9693.00
29290.00	5800.00	4881.00	3289.65	43260.65	34867.00	38855.12	5600.00	4455.13
2377.00	175.00	1293.20	684.20	4529.40	4109.00	1940.80	250.00	2190.80
4814.50	1610.00	699.20	534.00	7657.70	5291.00	3177.00	450.00	3627.60
9158.50	2400.00	1253.20	759.50	13571.20	9742.00	8500.00	1450.00	9950.00
8072.00	4000.00	1573.20	986.15	14631.35	9133.00	4912.80	2000.00	6912.80
6863.00	2060.00	108.20	492.00	9523.20	9024.00	6538.00	1450.00	7988.00
31285.00	10245.00	4927.00	3455.85	49912.85	37299.00	25069.20	5600.00	30669.20
7390.00	2500.00	433.20	500.00	10823.20	6696.00	1000.00	..	1000.00
7463.50	1511.00	273.20	1272.00	10519.70	5648.00	4000.00	760.00	4760.00
9379.00	5000.00	48.20	1000.00	15427.20	9097.00	3500.00	300.00	3800.00
8400.00	1500.00	178.20	339.00	10417.20	6340.00	2000.00	1000.00	3000.00
9774.00	500.00	1653.20	1185.70	13112.90	7780.00	3500.00	500.00	4000.00
8919.50	1586.00	1043.20	598.00	12146.70	9395.00	3250.00	450.00	3700.00
51326.00	12597.00	3629.20	4894.70	72446.90	44956.00	17250.00	3010.00	20260.00
6147.00	840.00	1593.20	482.50	9062.70	10578.60	4000.00	787.50	4787.50
6767.50	2100.00	53.20	626.00	9546.70	5936.00	1800.00	500.00	2300.00
4877.00	1591.00	653.20	601.30	7722.50	4301.00	1262.00	..	1262.00
3515.00	1950.00	13.20	800.00	6278.20	6735.20	1540.00	352.00	1892.00
21306.50	6481.00	2312.80	2509.80	32610.10	27550.80	8602.00	1639.50	10241.50
3791.50	370.00	113.20	1335.00	5609.70	8779.00	2280.00	3280.00	5560.00
2958.50	3700.00	63.20	957.00	7678.70	7181.00	3750.00	1000.00	4750.00
6850.50	1434.00	58.20	1038.80	9381.50	9820.00	1400.00	2000.00	3400.00
5411.00	1000.00	63.20	833.20	7307.40	8547.00	7809.83	600.00	8409.83
9370.50	1000.00	853.20	1412.20	12635.90	5570.00	2500.00	1000.00	3500.00
28382.00	7504.00	1151.00	5576.20	42613.20	39897.00	17739.83	7880.00	25619.83

STATEMENT

District	Minor Irrigation			Village and Small Power Industries	Roads and Bridges	General Economic Services			
	Private Minor Irrigation	State Minor Irrigation	Total (Col. 21+22)			Tourism	Surveys and Statistics	Total (Col. 27+28)	
(1)	(21)	(22)	(23)	(24)	(25)	(26)	(27)	(28)	(29)
Moradabad	250.00	12710.00	12960.00	1000.00	1540.00	28423.91	..	350.00	350.00
Rampur	275.00	5295.00	5570.00	479.35	1332.40	9497.74	..	130.50	130.50
Bijnor	240.00	7832.70	8072.70	500.00	1700.00	11599.89	..	15.50	15.50
Moradabad Division	765.00	25837.70	26602.70	1979.35	4572.40	49521.54	..	181.00	181.00
Varanasi	3535.00	15620.00	19155.00	2000.00	2335.00	32007.30	86.00	30.50	116.50
Ghazipur	1140.00	12500.00	13640.00	1000.00	1315.00	15244.38	..	20.00	20.00
Ballia	1500.00	12078.70	13578.70	1000.00	1114.80	20795.40	..	20.00	20.00
Jaunpur	2000.00	4241.00	6241.00	2500.00	1468.00	21917.05	250.00	30.50	280.50
Mirzapur	2725.00	12125.00	14850.00	1000.00	2147.00	26943.10	..	14.00	14.00
Varanasi Division	10900.00	56564.70	67464.70	7500.00	8379.80	116907.23	336.00	115.00	451.00
Gorakhpur	1602.00	24969.00	26571.00	1500.00	2645.00	24541.68	..	130.00	130.00
Basti	500.00	38932.00	39432.00	3500.00	3607.00	43612.40	..	45.00	45.00
Deoria	950.00	13358.00	14308.00	1000.00	2604.80	36270.37	..	130.00	130.00
Azimgarh	240.00	7540.00	7780.00	3000.00	1500.00	33436.30	..	14.00	14.00
Gorakhpur Division	3292.00	84829.00	88121.00	9000.00	10356.80	138860.75	..	319.00	319.00
Allahabad	2370.00	10288.42	12658.42	500.00	2915.00	11362.34	40.00	14.00	54.00
Fatehpur	400.00	3342.00	3742.00	..	1196.50	7442.20	..	14.00	14.00
Pratapgarh	1350.00	2500.00	3850.00	..	979.00	21679.40	..	130.00	130.00
Allahabad Division	4120.00	16130.42	20250.42	500.00	5090.50	40483.94	40.00	158.00	198.00
Kanpur (Nagar)	190.00	49888.00	5178.00	400.00	2475.00	19231.70	1018.00	20.50	1038.50
Kanpur (Dehat)	1000.00	13515.00	14515.00	2000.00	4295.00	29932.50	50.00	20.50	70.50
Farrukhabad	350.00	4550.00	4900.00	500.00	848.20	12959.10	..	45.00	45.00
Etawah	315.00	4000.00	4315.00	500.00	1709.00	11661.11	..	30.00	30.00
Kanpur Division	1855.00	27053.00	28908.00	2400.00	9327.20	73784.41	1068.00	116.00	1184.00
Faizabad	500.00	9890.00	10390.00	1000.00	1414.00	17229.58	26.00	20.00	46.00
Sultanpur	475.00	5296.00	5771.00	5000.00	1669.00	29212.53	..	155.00	155.00
Gonda	170.00	4560.00	4730.00	..	1205.00	34674.90	..	43.00	43.00
Bara Banki	897.00	4297.00	5194.00	500.00	1487.00	17202.40	..	17.00	17.00
Bahraich	1255.00	10777.00	12032.00	..	1128.00	18854.40	..	22.00	22.00
Faizabad Division	3297.00	34820.00	38117.00	6500.00	6903.80	117173.81	26.00	257.00	283.00
GRAND TOTAL (PLAINS)	51342.00	398578.82	449920.82	55379.35	82386.30	881982.41	4003.00	2759.00	6762.00

D.S.P.—II—(Contd)

(Rs. in '000)

Education					Medical and Public Health	Water Supply and Sanitation		
General Education	Technical Education	Sports	Pradeshik Vikas Dal	Total (Col. 30+31+ 32+33)		Rural Water Supply		Total (Col. 36+37)
						Jal Nigam	R.D.	
(30)	(31)	(32)	(33)	(34)	(35)	(36)	(37)	(38)
7954.50	100.00	1483.20	1284.00	10821.70	7799.00	2500.00	3000.00	5500.00
6044.50	3432.00	203.20	450.35	10130.05	6465.50	600.00	500.00	1100.00
7566.00	200.00	333.20	702.70	8801.90	7558.00	2200.00	1000.00	3200.00
21565.00	3732.00	2019.60	2437.05	29753.65	21822.50	5300.00	4500.00	9800.00
9261.00	619.00	3023.20	667.20	13570.40	9482.00	12370.00	1200.00	13570.00
7707.50	1000.00	73.20	948.00	9728.70	7099.00	4500.00	330.00	4830.00
9004.00	370.00	1053.20	526.00	10953.20	12005.00	8500.00	1200.00	9700.00
9419.00	1762.00	53.20	559.00	11793.20	9760.00	7286.00	500.00	7786.00
6234.00	320.00	1053.20	1145.00	8752.20	18879.00	14206.00	1000.00	15206.00
41625.50	4071.00	5256.00	3845.20	54797.70	57225.00	46862.00	4230.00	51092.00
10455.00	1600.00	313.20	1500.00	13868.20	10307.00	10126.92	4000.00	14126.92
9682.00	315.00	713.20	1426.00	12136.20	12236.00	12000.00	3500.00	15500.00
7131.00	2100.00	568.20	962.00	10761.20	14581.00	16430.58	2000.00	18430.58
11580.50	300.00	53.20	2104.00	14037.70	12059.00	7500.00	2200.00	9700.00
38848.00	4315.00	1647.80	5992.00	50803.30	49183.00	46057.50	11700.00	57757.50
8753.50	2700.00	1153.20	690.00	13296.70	16659.00	10296.80	2000.00	12296.80
5874.00	2200.00	553.20	401.50	9028.70	4950.00	3400.00	900.00	4300.00
7344.00	3400.00	55.20	951.50	11750.70	10295.00	7000.00	750.00	7750.00
21971.50	8300.00	1761.60	2043.00	34076.10	31904.00	20696.80	3650.00	24346.80
3610.00	1188.00	1273.20	557.00	6628.20	4216.00	4000.00	500.00	4500.00
10387.00	4000.00	8.20	1240.10	15635.30	9306.00	8900.00	3400.00	12300.00
9218.50	4000.00	63.00	784.90	14066.60	7282.00	3774.00	493.00	4267.00
4538.50	2500.00	23.20	537.30	7599.00	8051.00	3000.00	800.00	3800.00
27754.00	11688.00	1367.80	3119.30	43929.10	28855.00	19674.00	5193.00	24867.00
6771.50	508.00	1085.20	838.00	9202.70	11356.00	1500.00	900.00	2400.00
13484.50	1000.00	58.20	1363.00	15905.70	17099.00	2500.00	500.00	3000.00
8782.00	1743.00	1059.20	1325.50	12909.70	9835.00	5500.00	600.00	6100.00
8889.00	1302.00	1054.20	1031.70	12276.90	7941.00	2000.00	75.00	2075.00
6370.00	2800.00	63.20	1539.50	10772.70	10682.00	3600.00	1200.00	4800.00
44297.00	7353.00	3320.00	6097.70	61067.70	56913.00	15100.00	3275.00	18375.00
357651.00	82086.00	32273.80	43260.45	515271.25	430427.30	261206.45	56277.50	317483.95

STATEMENT

District	Housing					Total (Col. (39 to 42))
	Pooled Housing	Non-Plan Building (Revenue)	Rural Housing (Revenue)	Rural Housing (R.D.)	(Col. (43))	
(1)	(39)	(40)	(41)	(42)	(43)	
Agra	6132.00	6132.00	
Aligarh	5790.00	5790.00	
Etah	5109.00	5109.00	
Mainpuri	5109.00	5109.00	
Mathura	4089.00	5043.70	
Agra Division	26229.00	27183.70	
Jhansi	2400.00	3300.00	
Lalitpur	1800.00	2656.00	
Hamirpur	230.00	3300.00	10503.00	
Banda	3900.00	3900.00	
Jalaun	462.49	2700.00	5162.49	
Jhansi Division	692.49	14100.00	25221.49	
Lucknow	300.00	2739.00	3039.00	
Rae Bareli	6498.00	8398.00	
Hardoi	6498.00	9173.00	
Unnao	5472.00	6744.00	
Sitapur	6498.00	8998.00	
Kheri	5133.00	12980.86	
Lucknow Division	32838.00	49332.86	
Bareilly	100.00	5109.00	6559.00	
Badaun	6132.00	8572.00	
Pilibhit	2385.00	4165.23	
Shahjahanpur	4767.00	7767.00	
Bareilly Division	100.00	18393.00	27063.23	
Meerut	6156.00	6156.00	
Ghaziabad	400.00	3420.00	3820.00	
Bulandshahr	5814.00	5814.00	
Saharanpur	5472.00	7055.00	
Muzaffarnagar	4788.00	5788.00	
Meerut Division	400.00	25650.00	28633.00	

DSP-II—(Contd.)

(Rs. in '000)

Information	Welfare of SC/SI and BC	Labour and Employment			Total (Cols (46+47+48))	Social Welfare	Nutrition (Social Welfare)	Grand Total
		Labour Welfare	Employment	Crafts men Training				
(44)	(45)	(46)	(47)	(48)	(49)	(50)	(51)	(52)
50.00	7433.40	715.00	715.00	3405.00	4606.00	140920.00
..	3326.00	815.00	815.00	2553.00	3542.00	122878.00
50.00	2470.00	780.00	780.00	1362.70	3302.00	100558.00
50.00	4470.00	1200.00	1200.00	1329.00	3761.00	100008.00
50.00	2640.00	..	126.00	67.00	193.00	1659.90	3036.00	82959.00
200.00	20339.40	..	126.00	3577.00	3703.00	10309.60	18247.00	547323.00
50.00	3114.20	147.00	1000.00	231.00	1378.00	2264.40	5753.55	70291.00
50.00	1640.00	2005.00	2005.00	956.60	1586.00	64081.00
..	3641.00	..	120.00	998.00	1118.00	1167.92	7598.00	156074.00
..	4611.82	740.00	740.00	1606.48	7379.00	129661.00
50.00	3282.80	413.00	413.00	1393.50	5423.00	120691.00
150.00	16289.82	147.00	1120.00	4387.00	5654.00	7388.90	27739.55	540798.00
..	3300.00	988.00	988.00	4050.00	..	95682.00
50.00	4721.00	366.00	366.00	1674.00	..	115402.00
50.00	2785.94	..	112.00	500.00	612.00	2619.00	5390.00	141628.00
50.00	2861.00	600.00	600.00	1387.00	4197.00	109134.00
..	3980.44	580.00	580.00	5354.00	1747.06	138072.00
50.00	3067.60	1562.00	1562.00	1490.00	6016.00	128823.00
200.00	20715.98	..	112.00	5096.00	5208.00	16574.00	17350.06	728741.00
50.00	5495.00	..	120.00	663.00	783.00	3357.00	2016.00	117411.00
50.00	2820.00	725.00	725.00	2181.00	3100.00	120235.00
50.00	2336.70	110.00	110.00	1193.60	3176.00	64611.00
50.00	2400.00	..	130.00	752.00	882.00	1536.00	4818.00	101894.00
200.00	13051.70	..	250.00	2250.00	2500.00	8267.60	13110.00	404151.00
50.00	3305.40	..	120.00	1195.00	1315.00	2496.00	400.00	125491.00
50.00	1867.90	200.00	200.00	1511.40	400.00	93148.00
50.00	3297.00	410.00	410.00	2161.00	200.00	110986.00
..	4702.00	..	200.00	1024.00	1224.00	2768.00	400.00	126181.00
50.00	3689.40	190.00	190.00	2201.60	400.00	105040.00
200.00	16861.70	..	320.00	3019.00	3339.00	11138.00	1800.00	560846.00

STATEMENT

District	Housing					Total Col. (39 to 42)
	Pooled Housing	Non-Plan Buildings (Revenue)	Rural Housing (Revenue)	Rural Housing (R.D.)		
(1)	(39)	(40)	(41)	(42)	(43)	
Moradabad	4800.00	..	200.00	6471.00	11471.00	
Rampur	2043.00	2043.00	
Bijnor	1276.00	1000.00	..	3747.00	6023.00	
Moradabad Division	6076.00	1000.00	200.00	12261.00	19537.00	
Varanasi	2439.60	3830.00	..	7524.00	13793.60	
Ghazipur	500.00	..	500.00	5472.00	6472.00	
Ballia	500.00	725.00	..	6156.00	7381.00	
Jaunpur	2575.22	9646.58	..	6843.00	19064.80	
Mirzapur	3270.00	1735.00	..	6843.00	11848.00	
Varanasi Division	9284.82	15936.58	500.00	32838.00	58559.40	
Gorakhpur	1600.00	4000.00	100.00	10563.00	16263.00	
Basti	3405.00	3000.00	..	10902.00	17307.00	
Deoria	4225.00	..	9876.00	14101.00	
Azamgarh	1500.00	9876.00	11376.00	
Gorakhpur Division	6505.00	11225.00	100.00	41217.00	59047.00	
Allahabad	1500.00	9576.00	11076.00	
Fatehpur	911.00	4446.00	5357.00	
Pratapgarh	506.00	611.00	..	5130.00	6247.00	
Allahabad Division	2917.00	611.00	..	19152.00	22680.00	
Kanpur (Nagar)	6000.00	1032.00	7032.00	
Kanpur (Dehat)	5814.00	5814.00	
Farukhabad	4788.00	4788.00	
Etawah	2000.00	4788.00	6788.00	
Kanpur Division	8000.00	16422.00	24422.00	
Faizabad	600.00	6156.00	6756.00	
Sultanpur	2300.00	3100.00	..	7524.00	12924.00	
Gonda	1200.00	8550.00	9750.00	
Bara Banki	1000.00	300.00	..	5472.00	6772.00	
Bahraich	1110.00	405.40	..	6498.00	8013.40	
Faizabad Division	6210.00	3805.40	..	34200.00	44215.40	
GRAND TOTAL (PLAINS)	64074.28	46828.31	1992.49	273300.00	386195.08	

DSP II—(Concl'd.)

(Rs. in '000)

Informa- tion	Welfare of SC, ST, and BC.	Labour and Employment				Social Welfare	(Nutrition (Social Welfare)	Grand Total
		Labour Welfare	Employ- ment	Craftsmen Training	Total (Col. 46+47+48)			
(44)	(45)	(46)	(47)	(48)	(49)	(50)	(51)	(52)
50.00	5365.30	3580.00	3580.00	2809.00	200.00	161289.00
50.00	2131.16	15.00	100.00	165.00	280.00	1143.00	400.00	65463.00
..	3434.00	..	120.00	365.00	485.00	1322.00	600.00	160738.00
100.00	10930.46	15.00	220.00	4110.00	4345.00	5274.00	1200.00	327450.00
50.00	4141.00	..	1238.00	500.00	1738.00	3930.00	1175.00	202550.00
50.00	4574.52	620.00	620.00	2290.30	1026.00	122162.00
50.00	1719.00	..	100.00	3000.00	3100.00	2183.00	692.00	143666.00
100.00	6109.00	..	130.00	500.00	630.00	2826.05	..	161731.00
..	5819.00	..	659.00	515.00	1174.00	1560.00	..	175900.00
250.00	22362.52	..	2127.00	5135.00	7262.00	12789.35	2893.00	806389.00
50.00	5628.20	..	200.00	1800.00	2000.00	2494.00	508.00	231011.00
50.00	8772.00	..	396.00	2000.00	2396.00	1755.00	586.00	269115.00
..	5918.50	2500.00	2500.00	1106.00	1153.00	214045.00
50.00	6438.00	1200.00	1200.00	3191.00	914.00	208078.00
150.00	26756.70	..	596.00	7500.00	8096.00	8546.00	3961.00	922249.00
50.00	7145.00	147.00	..	950.00	1097.00	3912.00	5998.00	260761.00
50.00	2681.00	336.00	336.00	1608.20	3041.00	50774.00
50.00	4499.00	..	60.00	540.00	600.00	1567.00	929.00	129782.00
150.00	14325.00	147.00	60.00	1826.00	2033.00	7087.20	9968.00	421317.00
50.00	4161.00	100.00	100.00	1400.00	1600.00	1939.60	2644.00	83940.00
50.00	4934.00	1157.00	1157.00	981.70	2560.00	171784.00
..	6021.30	605.00	605.00	1540.00	5988.00	111308.00
50.00	3915.00	452.00	452.00	1823.00	5947.00	107064.00
150.00	19031.30	100.00	100.00	3614.00	3814.00	6284.30	17139.00	474096.00
50.00	3892.00	..	120.00	285.00	405.00	2404.00	450.00	137594.00
..	5408.00	142.00	27.00	875.00	994.00	4116.00	2541.00	178442.00
50.00	4740.00	1700.00	1700.00	2379.00	596.00	169122.00
50.00	2711.00	350.00	350.00	2466.00	693.00	122900.00
50.00	2669.20	3000.00	3000.00	3374.00	693.00	147831.00
200.00	19420.20	142.00	147.00	6150.00	6449.00	14739.00	4973.00	755889.00
1950.00	200084.78	551.00	5178.00	46674.00	52403.00	108397.95	118380.61	6489289.00

Sub-Sector of Development: 101—AGRICULTURE AND ALLIED ACTIVITIES

Major Head of Development: 101,2401—Crop. Husbandry

District wise/

Districts	Agriculture				Horti-		
	Establishment of seed processing plants	Multiplication, storage and distribution of quality seeds	Strengthening of plant protection services	Total (2+3+4)	Horticulture development in tribal areas of Gonda and Kheri districts	Potato cultivation and construction of cold storage	Improvements of existing gardens, nurseries and farms
(1)	(2)	(3)	(4)	(5)	(2)	(3)	(4)
Agra	.. 360.00	650.00	304.00	1314.00	125.00
Aligarh	.. 300.00	1200.00	115.00	1615.00	855.00
Etah	755.00	250.00	1005.00
Mainpuri	700.00	109.00	809.00	170.00
Mathura	.. 404.00	838.00	159.00	1401.00	386.25
Agra Division	.. 1064.00	4143.00	937.00	6144.00	1536.25
Jhansi	.. 165.00	536.00	..	701.00	290.00
Lalitpur	1561.00	300.00	1861.00
Hamirpur	.. 50.00	1075.00	475.00	1600.00
Banda	.. 80.00	950.00	839.00	1869.00	236.21
Jalaun	.. 125.00	1021.00	210.00	1356.00
Jhansi Division	.. 420.00	5143.00	1824.00	7387.00	526.21
Lucknow	579.00	450.00	1029.00	42.00
Rae Bareli	.. 100.00	1700.00	525.00	2325.00	150.00
Hardoi	.. 50.00	2015.00	300.00	2365.00
Unnao	.. 70.00	556.00	314.00	940.00
Sitapur	.. 108.00	1020.00	180.00	1308.00	..	395.00	..
Kheri	.. 130.00	830.00	..	920.00	92.00	125.00	916.00
Lucknow Division	.. 458.00	6700.00	1769.00	8927.00	92.00	520.00	1108.00
Bareilly	.. 160.00	1250.00	85.00	1495.00
Badaun	1410.00	120.00	1530.00
Pilibhit	1010.00	261.00	1271.00	55.00
Shahjahanpur	.. 55.00	1778.00	480.00	2313.00
Bareilly Division	.. 215.00	5448.00	946.00	6609.00	55.00

DSP—III

Scheme-wise outlay

(Rs. in '000)

culture									
Strengthening of horticulture production and establishment of Seed processing units	Intensive development of horticulture in rare and backward areas	Development of betel cultivation	Development of ornamental gardens	Strengthening of fruit preservation and canning centres	Establishment of Fruit Craft Centre	Horticultural development in scheduled caste areas	Bee-keeping	Development of Mango, Guavas and Aawala in intensified areas	Total (Col. 2 to 13)
(5)	(6)	(7)	(8)	(9)	(10)	(11)	(12)	(13)	(14)
..	163.00	300.00	40.00	..	628.00
..	100.00	..	110.00	135.00	..	135.00	1335.00
..	325.00	325.00
240.00	250.00	100.00	50.00	..	810.00
..	386.25
240.00	588.00	..	360.00	535.00	..	135.00	90.00	..	3484.25
450.00	90.00	25.00	250.00	1105.00
514.00	93.40	172.00	..	15.00	..	106.00	900.40
351.00	279.00	748.00	..	103.00	..	106.00	1637.00
..	860.25	1096.46
486.00	82.00	568.00
1801.00	1404.65	920.00	..	143.00	250.00	262.00	5306.86
190.00	350.00	375.00	55.00	..	1012.00
215.00	365.00
300.00	120.00	420.00
442.00	105.00	225.00	..	243.00	1015.00
620.00	112.00	..	300.00	40.00	..	127.00	1594.00
..	135.00	..	120.00	1388.00
1767.00	567.00	..	300.00	895.00	..	490.00	55.00	..	5794.00
275.00	150.00	..	125.00	160.00	330.00	116.00	74.00	..	1230.00
400.00	136.50	222.00	758.50
165.00	55.00	25.00	300.00
287.00	287.00
1127.00	341.50	..	125.00	185.00	330.00	338.00	74.00	..	2575.50

Sub-Sector of Development : 101 AGRICULTURE AND ALLIED ACTIVITIES --(Contd.)
Major-Head of Development : 101.2401 --Crop Husbandry -- (Contd.)

District	Agriculture --(Contd.)				Horti		
	Establish- ment of seed processing plants	Multiplica- tion, sto- rage and distribution of quality seeds	Strengthen- ing of plant protection services	Total (2+3+4)	Horticul- ture deve- lopment in tribal areas of Gonda and Kheri districts	Potato cultivation and construc- tion of cold storage	Improve- ments of existing gardens, nurseries and farms
(1)	(2)	(3)	(4)	(5)	(2)	(3)	(4)
Meerut ..	360.00	200.00	446.00	1006.00	55.00
Ghaziabad	415.00	56.00	471.00
Bulandshahr	944.00	190.00	1134.00
Saharanpur ..	320.00	405.00	431.00	1156.00
Muzzaffarnagar	828.00	120.00	948.00	..	200.00	..
Meerut Division ..	680.00	2792.00	1243.00	4715.00	..	200.00	55.00
Moradabad ..	130.00	3174.00	135.00	3439.00	..	1200.00	..
Rampur ..	107.00	893.00	..	1000.00	44.00
Bijnor ..	110.00	792.00	28.00	930.00
Moradabad Division ..	347.00	4859.00	163.00	5369.00	..	1200.00	44.00
Varanasi ..	160.00	794.00	..	954.00
Ghazipur ..	50.00	1770.00	47.00	1867.00	120.00
Ballia	391.00	209.00	600.00
Jaunpur	285.00	840.00	1125.00	150.00
Mirzapur	3424.00	100.00	3524.00	159.00
Varanasi Division ..	210.00	6664.00	1196.00	8070.00	429.00
Gorakhpur ..	220.00	1680.00	400.00	2300.00	..	1536.00	90.00
Basti ..	286.00	1967.00	418.00	2671.00	360.00
Deoria	800.00	187.00	987.00	..	650.00	895.00
Azamgarh ..	6.00	1093.00	234.00	1333.00
Gorakhpur Division ..	512.00	5540.00	1239.00	7291.00	..	2186.00	1345.00
Allahabad ..	390.00	2305.00	40.00	2735.00	335.00
Fatehpur	1205.00	..	1205.00
Pratapgarh	1100.00	..	1100.00	200.00
Allahabad Division ..	390.00	4610.00	40.00	5040.00	535.00

(Rs. in '000)

culture —(Contd.)									
Strengthening of horticulture production and establishment of seed processing units	Intensive development of horticulture in rare and backward areas	Development of betel cultivation	Development of ornamental gardens	Strengthening of fruit preservation and canning centres	Establishment of Fruit Craft Centre	Horticultural development in scheduled caste areas	Bee-keeping	Development of Mango, Guavas and Aawala in intensified areas	Total (Col. 2 to 13)
(5)	(6)	(7)	(8)	(9)	(10)	(11)	(12)	(13)	(14)
300.00	400.00	450.00	100.00	..	1305.00
220.00	330.00	220.00	770.00
..	863.00	340.00	1203.00
175.00	75.00	120.00	..	150.00	233.00	..	753.00
200.00	100.00	..	120.00	70.00	160.00	850.00
895.00	1668.00	1230.00	..	270.00	403.00	160.00	4881.00
1400.00	300.00	..	600.00	300.00	280.00	..	200.00	..	4280.00
300.00	100	444.00
575.00	200.00	775.00
2275.00	500.00	..	600.00	400.00	280.00	..	200.00	..	5499.00
400.00	115.00	350.00	..	113.00	115.50	150.00	1243.50
535.00	50.00	..	70.00	115.00	..	45.00	935.00
165.00	25.00	330.00	520.00
120.00	30.00	170.00	..	125.00	595.00
441.00	69.00	..	60.00	200.00	..	113.00	1042.00
1661.00	289.00	..	130.00	1165.00	..	396.00	115.50	150.00	4335.50
..	250.00	200.00	225.00	120.00	100.00	..	2521.00
1540.00	144.00	205.00	2249.00
380.00	90.00	230.00	2245.00
736.00	50.00	190.00	..	150.00	1126.00
2656.00	534.00	825.00	225.00	270.00	100.00	..	8141.00
110.00	185.00	140.00	200.00	970.00
500.00	210.00	..	200.00	910.00
260.00	220.00	234.00	..	150.00	1064.00
870.00	220.00	395.00	..	434.00	140.00	350.00	2944.00

Sub-Sector of Development: 101- AGRICULTURE AND ALLIED ACTIVITIES
Major-Head of Development: 101.2401- Crop Husbandry --(Contd.)

Districts	Agriculture —(Concl'd.)					Horti-			
	Establish- ment of seed processing plants	Multiplica- tion sto- rage and distribution of quality seeds	Strenght- ening of plant protection services	Total (2+3+4)	Horticult- ure deve- lopment in tribal areas of Gonda and Kheri districts	Pctato cultivation and construc- tion of cold storage	Improve- ment of existing, gardens nurseries and farms		
(1)	(2)	(3)	(4)	(5)	(2)	(3)	(4)		
Kanpur (Nagar)	.. 150.00	600.00	49.00	799.00		
Kanpur (Dehat)	2045.00	126.00	2171.00	..	480.00	..		
Farrukhabad	679.00	120.00	799.00	..	190.00	..		
Etawah	.. 100.00	999.00	215.00	1314.00		
Kanpur Division	.. 250.00	4323.00	510.00	5083.00	..	670.00	..		
Faizabad	.. 102.00	625.00	145.00	872.00	..	330.00	570.00		
Sultanpur	855.00	370.00	1225.00	..	370.00	..		
Gonda	.. 200.00	2235.00	210.00	2645.00	125.00	375.00	..		
Barabanki	.. 172.00	2561.00	100.00	2833.00		
Bahraich	.. 150.00	2593.00	68.00	2811.00	..	170.00	100.00		
Faizabad Division	.. 624.00	8869.00	893.00	10386.00	125.00	1245.00	670.00		
Grand Total (Plains)	.. 5170.00	59091.00	10760.00	75021.00	217.00	6021.00	6303.46		

(Rs. in '000)

culture—(Concl'd.)									
Strengthening of horticulture production and establishment of seed processing units	Intensive development horticulture in rare and backward areas	Development of betel cultivation	Development of ornamental gardens	Strengthening of fruit preservation and canning centres	Establishment of Fruit Craft Centre	Horticultural development in scheduled caste areas	Bee-keeping	Development of Mango, Guavas and Aawala in intensified areas	Total (Col. 2 to 13)
(5)	(6)	(7)	(8)	(9)	(10)	(11)	(12)	(13)	(14)
50.00	350.00	150.00	330.00	..	90.00	..	970.00
550.00	210.00	..	239.00	140.00	1619.00
200.00	412.00	802.00
..	160.00	220.00	380.00
800.00	782.00	..	589.00	370.00	330.00	140.00	90.00	..	3771.00
..	85.00	..	330.00	55.00	250.00	..	50.00	..	1670.00
750.00	125.00	..	400.00	300.00	..	130.00	175.00	..	2250.00
600.00	1100.00
700.00	784.00	166.00	..	110.00	1760.00
130.00	125.00	30.00	..	125.00	680.00
2180.00	1119.00	..	730.00	551.00	250.00	365.00	225.00	..	7460.00
16272.00	8013.15	920.00	2834.00	6694.00	1665.00	3100.00	1492.50	660.00	54192.11

Sub-Sector of Development—101— AGRICULTURAL AND ALLIED ACTIVITIES

Major Head of Development—1011.1240—Crop Husbandry (Contd.)

District	Cane Development								S.M.F.	
	Subsidy for transport of cane-seed	Production of foundation cane-seed	Intensive cane development around 16 kms. radius of sugar factories	Field demonstration programme	Cane production appliances to growers at subsidised rates	Cane development works in new Sugar factory area	Intensification of manuring facilities	Total Col. (2 to 8)	Assistance to Small and Marginal Farmers	
(1)	(2)	(3)	(4)	(5)	(6)	(7)	(8)	(9)	(2)	
Agra	13109.20	
Aligarh	10.00	22.00	30.00	35.00	10.00	107.00	11750.00	
Etah	3.00	28.00	10.00	32.00	2.00	75.00	10350.00	
Mainpuri	10350.00	
Mathura	3.00	20.00	24.00	30.00	3.00	80.00	8300.00	
Agra Division	..	16.00	70.00	64.00	97.00	15.00	262.00	53859.20
Jhansi	1215.20	
Lalitpur	736.40	
Hamirpur	2208.40	
Banda	2237.20	
Jalaun	1979.60	
Jhansi Division	8376.20	
Lucknow	..	8.00	..	16.00	1.00	25.00	5450.00	
Rae-Bareilly	12.00	25.00	42.00	35.00	13.00	673.00	..	800.00	13050.00	
Hardoi	4.00	32.00	30.00	50.00	4.00	120.00	13050.00	
Unnao	10.00	75.00	..	60.00	55.00	200.00	11050.00	
Sitapur	15.00	137.00	56.00	184.00	17.00	525.00	..	934.00	13050.00	
Kheri	40.00	375.00	130.00	175.00	40.00	600.00	50.00	1410.00	10350.00	
Lucknow Division	..	81.00	652.00	258.00	520.00	130.00	1798.00	50.00	3489.00	66000.00

(Rs. in '000)

District	Cane Development								S.M.F.
	Subsidy for transport of cane-seed	Production of foundation cane-seed.	Intensive cane development around 16 kms radius of sugar factories	Field demonstration programme	Cane production appliances to growers at subsidised rates	Cane development works in new sugar factory area	Intensification of manuring facilities	Total (Col. 2 to 8)	Assistance to Small and Marginal Farmers
(1)	(2)	(3)	(4)	(5)	(6)	(7)	(8)	(9)	(2)
Bareilly	4.00	80.00	208.00	90.00	8.00	430.00	..	820.00	10350.00
Badaun	5.00	60.00	101.20	36.00	4.80	522.00	-	729.00	12350.00
Pilibhit	10.00	120.00	160.00	120.00	17.00	500.00	35.00	962.00	4850.00
Shahjahanpur	5.00	75.00	50.00	90.00	5.00	781.40	..	1006.40	9600.00
Bareilly Division ..	24.00	335.00	519.20	336.00	34.80	2233.40	35.00	3517.40	37150.00
Meerut	15.00	220.00	1400.00	275.00	100.00	2010.00	12350.00
Ghaziabad	7.00	100.00	300.00	60.00	15.00	482.00	6900.00
Bulandshahr	15.00	55.00	350.00	60.00	70.00	550.00	11750.00
Saharanpur	10.00	220.00	1000.00	200.00	35.00	..	35.00	1500.00	11050.00
Muzaffarnagar	9.00	150.00	816.00	200.00	27.00	454.00	..	1656.00	9600.00
Meerut Division	56.00	745.00	3866.00	795.00	247.00	454.00	35.00	6198.00	51650.00
Moradabad	30.00	168.00	200.00	150.00	40.00	450.00	..	1038.00	13050.00
Rampur	6.00	80.00	100.00	60.00	15.00	424.00	70.00	755.00	4150.00
Bijnor	12.00	180.00	200.00	130.00	10.00	700.00	..	1232.00	7600.00
Moradabad Division	48.00	428.00	500.00	340.00	65.00	1574.00	70.00	3025.00	24800.00
Varanasi	5.00	37.00	10.00	30.00	2.00	84.00	9666.80
Ghazipur	4.00	28.00	6.00	50.00	4.00	92.00	11050.00
Ballia	10.00	75.00	50.00	112.00	13.00	260.00	12450.00
Jaunpur	5.00	16.00	25.00	40.00	5.00	91.00	13800.00
Mirzapur	3441.00
Varanasi Division ..	24.00	156.00	91.00	232.00	24.00	527.00	50410.80

Sub-Sector of Development:101 —AGRICULTURE AND ALLIED ACTIVITIES

Major Head of Development :—101.240—Crop Husbandry—(Concl'd.)

(Rs in '000)

District	Cane Development							S.M.F.	
	Subsidy for transport of cane-seed	Production of foundation cane seed	Intensive development around 16 kms. radius of sugar factories	Field demonstration programme	Cane production appliances to growers at subsidised rates	Cane development works in new sugar factories area	Intensification of manuring facilities	Total (Col. 2 to 8)	Assistance to Small and Marginal Farmers
(1)	(2)	(3)	(4)	(5)	(6)	(7)	(8)	(9)	(2)
Gorakhpur	15.00	78.00	153.00	200.00	19.00	462.00	21400.00
Basti	10.00	70.00	75.00	150.00	5.00	310.00	22100.00
Deoria	26.00	195.75	430.00	460.00	17.00	-	..	1128.75	19930.00
Azamgarh	10.00	90.00	50.00	100.00	10.00	-	750.00	1010.00	19950.00
Gorakhpur Division	61.00	433.75	705.00	910.00	51.00	..	750.00	2910.75	83400.00
Allahabad	-	..	19703.20
Fatehpur	-	8900.00
Fratapgarh	10350.00
Allahabad Division	-	-	38953.20
Kanpur (Nagar)	..	-	..	-	-	-	-	-	2050.00
Kanpur (Dehat)	15.00	55.00	20.00	60.00	10.00	604.00	-	764.00	11650.00
Farrakhabad	5.00	20.00	22.00	50.00	10.00	-	100.00	207.00	9600.00
Etawah	-	9600.00
Kanpur Division	20.00	75.00	42.00	110.00	20.00	604.00	100.00	971.00	3290.00

(Rs. in '000)

District	Cane Development							S.M.F.	
	Subsidy for transport of cane-seed	Production of foundation cane seed	Intensive development around 16 kms. radius of sugar factories	Field demonstration programme	Cane production appliances to growers at subsidised rates	Cane development works in new sugar factories area	Intensification of manuring facilities	Total (Col. 2 to 8)	Assistance to small and Marginal Farmers
(1)	(2)	(3)	(4)	(5)	(6)	(7)	(8)	(9)	(10)
Faizabad	5.00	25.00	17.00	50.00	8.00	105.00	12350.00
Sultanpur	20.00	30.00	18.00	42.00	5.00	115.00	15200.00
Gonda	21.00	78.75	42.00	123.90	2.10	267.75	17200.00
Bara bank	8.00	66.00	20.00	88.00	10.00	192.00	11000.00
Baharain	14.00	45.00	15.00	60.00	6.00	500.00	..	640.00	13050.00
Total, Faizabad, Division	68.00	244.75	112.00	363.90	31.10	500.00	..	1319.75	68800.00
GRAND TOTAL (PLAINS)	398.00	5139.50	6157.20	3703.90	617.90	7163.40	1040.00	22219.90	516300.00

Sub-Sector of Development : 101— AGRICULTURE AND ALLIED ACTIVITIES

Major Head of Development : 101.2403 and 2405 Animal Husbandry and Fisheries

Districts	Expansion and improvement of veterinary health Services	Provincialization and improvement of veterinary hospitals run by local bodies	Schemes for control of foot and mouth disease	Expansion and strengthening of artificial insemination programme through liquid semen	Breeding facilities in cattle through natural services	Production of stud bull at livestock farms	Strengthening of artificial insemination infrastructure	Assistance to small/ marginal farmers and agricultural labourers for rearing of cross breed hifers, establishment of piggery, poultry and sheep unit and project cell at headquarters	Income enhancement scheme for rural poor through cross breeding with the help of 'BAIF'
(1)	(2)	(3)	(4)	(5)	(6)	(7)	(8)	(9)	(10)
Agra	824.00	325.00	10.00	47.50
Aligarh	759.00	..	10.00	32.00	71.00
Etah	424.00	..	7.00	..	20.00	..	50.00
Mainpuri	645.00	..	7.00	305.00
Mathura	363.00	..	20.00	12.00	50.00	419.00	..
Agra Division	3015.00	325.00	54.00	..	20.00	44.00	523.50	419.00	..
Jhansi	267.20	..	8.00	20.00	45.40
Lalitpur	481.00	100.00	4.00	..	83.80	72.00	5.80
Hamirpur	1019.40	..	6.00	10.00	13.80	149.00	..
Banda	493.38	187.00	6.00	..	67.62	43.00	15.90	..	727.10
Jalaun	796.00	..	3.00	..	300.00	165.00	27.00	..	320.00
Jhansi Division	3056.98	287.00	27.00	..	307.00	107.90	148.00	1047.10	..
Lucknow	830.50	203.00	10.00	295.00	650.00	..
Rae Bareli	1048.00	120.00	10.00	70.00	300.00	..
Hardoi	682.10	..	15.00	8.00	50.00
Unnao	1310.00	..	8.00	20.00	62.00
Sitapur	469.20	..	15.00	16.00	71.60
Kheri	791.00	..	7.50	4.00	38.00
Lucknow Division	5130.80	323.00	65.50	86.00	586.60	950.00	..
Bareilly	971.00	..	10.00	159.00
Badaun	789.30	50.00	7.00	3.00	111.50	..
Pilibhit	927.00	..	10.00
Shahjahanpur	526.80	63.00	10.00	180.40
Bareilly Division	3214.10	113.00	37.00	342.40	111.50	..
Meerut	902.00	180.00	20.00	100.00	72.00	850.00	..
Ghaziabad	515.49	..	10.00	12.00	150.00	300.00	..
Bulandshahr	985.00	..	10.00	40.00
Saharanpur	1092.00	233.00	15.00	80.00
Muzaffarnagar	4059.20	471.30	50.00	44.00	103.50	500.00	..
Meerut Division	7544.69	884.30	105.00	156.00	445.50	1650.00	..

(Rs. in '000)

												FISHERIES	
Scheme for expansion and strengthening of artificial insemination programme through deep frozen semen	Establishment of new poultry farms and strengthening of existing poultry farms	Poultry production programme under applied nutrition programme in collaboration with UNICEF	Establishment and strengthening of IPDP's marketing facilities	Expansion of goat breeding facilities	Establishment, expansion and strengthening of sheep and goat breeding farms	Expansion and strengthening of sheep breeding facilities and health cover	Strengthening and expansion of wool analysis and wool grading marketing centre	Strengthening and expansion of pig breeding facilities	Control of manaeas of stray and wild cattle and creation of wild cattle catching parties with additional facilities	Pulicity of livestock development programme	Feed Fodder and Pasture Development	Total (Col. 2 to 22)	Fish Farmer Development Agency
(11)	(12)	(13)	(14)	(15)	(16)	(17)	(18)	(19)	(20)	(21)	(22)	(23)	(2)
148.70	247.00	4.00	65.00	16.60	..	13.50	..	23.00	..	4.20	30.00	1758.50	50.00
..	75.00	..	70.00	22.00	278.00	..	6.00	40.00	1363.00	..
40.00	6.00	180.00	20.00	..	4.00	20.00	771.00	170.00
496.00	..	4.00	..	10.50	..	3.00	..	11.50	..	20.0	20.00	1522.00	250.00
200.00	8.80	..	142.00	..	2.00	..	4.20	20.00	1241.00	15.00
884.70	322.00	8.00	135.00	63.90	180.00	158.50	..	334.50	..	38.40	130.00	6655.50	485.00
168.00	136.00	6.00	..	2.00	32.00	110.90	301.00	14.20	..	10.00	10.00	1160.70	567.50
175.00	..	4.00	..	25.80	190.00	92.30	..	136.80	..	5.00	204.00	1579.50	210.00
156.00	20.00	..	22.50	..	29.50	5.00	14.00	15.00	1459.20	150.00
45.00	291.50	20.00	..	9.60	27.50	30.00	..	2.20	5.00	4.20	20.00	1991.98	180.00
528.10	8.00	66.50	36.50	..	35.00	5.00	5.00	15.00	2310.10	425.00
1072.10	427.50	30.00	..	65.40	316.00	322.20	301.00	217.70	15.00	38.20	264.00	8501.48	1532.50
335.00	248.70	..	84.50	60.40	57.90	..	25.00	30.00	2830.00	757.00
370.00	30.00	..	300.00	..	30.00	..	30.00	30.00	2338.00	733.00
40.00	10.00	..	11.00	..	1.10	..	7.00	20.00	844.20	400.00
..	9.00	..	13.00	..	1.00	..	10.00	30.00	146.00	679.00
96.50	500.00	19.00	5.00	..	7.00	..	1199.30	370.00
..	20.00	33.20	..	46.80	..	32.50	..	35.00	20.00	1066.00	483.00
841.50	768.70	..	84.50	161.60	..	370.80	..	127.50	..	114.00	130.00	9740.50	3442.00
..	185.20	..	57.00	15.00	11.00	..	5.00	25.00	1438.20	300.00
..	2.20	..	10.00	..	5.00	..	4.20	12.00	994.20	390.00
175.00	4.80	4.20	..	1121.00	300.00
..	17.60	2.00	2.00	4.20	10.00	816.00	250.00
175.00	185.20	..	57.00	39.60	..	10.00	..	18.00	2.00	17.60	47.00	4369.40	1240.00
250.00	5.20	9.00	..	5.00	20.00	2413.20	350.00
..	2.00	5.00	..	6.00	32.00	1032.49	140.00
..	8.00	5.00	1048.00	300.00
62.00	100.00	5.00	4.00	..	5.50	..	1596.50	309.40
930.00	11.40	..	56.00	..	8.60	..	5.00	20.00	6250.00	50.00
1242.00	100.00	31.60	..	56.00	..	26.60	..	21.50	77.00	12340.19	1149.40

Sub-Sector of Development: 101—AGRICULTURE AND ALLIED ACTIVITIES

Major Head of Development): 101.2403 and 2405—Animal Husbandry and Fisheries—(Concl'd.)

Districts	Expansion and improvement of veterinary health services	Provincialization and improvement of veterinary hospitals run by local bodies	Schemes for control of foot and mouth disease	Expansion and strengthening of artificial insemination programme through liquid semen	Breeding facilities in cattle through natural services	Production of stud bull at livestock farms	Strengthening of artificial insemination infrastructure	Assistance to small/marginal farmers and agricultural labourers for rearing of cross breed heifers, establishment of piggery, poultry and sheep unit and project call at headquarters	Income enhancement scheme for rural poor through cross breeding with the help of 'BAIF'
(1)	(2)	(3)	(4)	(5)	(6)	(7)	(8)	(9)	(10)
Moradabad	586.80	346.00	36.0	61.30	538.90	..
Rampur	256.40	..	5.00	12.90
Bijnor	637.70	103.00	25.00	10.00	30.00
Moradabad Division	1480.90	449.00	66.00	10.00	104.20	538.90	..
Varanasi	570.00	..	8.00	..	336.10	8.00	117.50	1050.00	..
Ghaziabad	1403.00	..	10.00	12.00	202.00
Ballia	2998.70	..	15.00	..	235.30	..	150.00
Jaunpur	1271.40	62.60	8.00	125.00	400.00	..
Mirzapur	1202.50	..	8.50	8.00	84.00	640.00	..
Varanasi Division	7445.60	62.60	49.50	..	571.40	28.00	478.50	2090.00	..
Gorakhpur	3585.00	..	10.00	61.00	425.00	1079.00
Basti	2478.00	..	10.00	8.00	55.00	..	947.10
Deoria	1592.60	252.00	10.00	30.00	100.00	..	143.60
Azamgarh	2281.00	..	10.00	10.00	166.00
Gorakhpur Division	9936.60	252.00	40.00	48.00	382.00	425.00	2169.70
Allahabad	806.00	..	10.00	567.00	52.60	539.00	1063.00
Fatehpur	655.00	195.00	15.00	10.00	30.00
Pratapgarh	927.50	..	25.00	150.00	288.00	445.50
Allahabad Division	2388.50	195.00	50.00	567.00	..	10.00	232.60	827.00	1508.50
Kanpur (Nagar)	1206.00	152.00	10.00	575.00	548.80	..
Kanpur (Dehat)	2364.00	..	10.00	92.0	..	54.00	175.00	475.00	..
Farrukhabad	672.00	65.00	7.50	75.00	30.00
Etawah	359.00	80.00	7.50	600.00	40.00
Kanpur Division	4601.00	297.00	35.00	167.00	..	654.00	820.00	1023.80	..
Faizabad	424.70	..	8.00	60.00	..	794.00
Sultanpur	1419.20	..	15.00	20.0	129.00	..	530.50
Gonda	1769.15	..	8.00	16.00	134.50	..	308.00
Barabanki	836.60	..	10.00	204.80
Bahraich	854.80	226.00	8.00	207.10
Faizabad Division	5304.45	226.00	49.00	36.00	735.40	..	1632.50
GRAND TOTAL (PLAINS)	53118.62	3413.90	578.00	734.00	1042.80	1379.00	4958.60	8183.20	6357.80

(Rs in '000)

													Fisheries
Scheme for expansion and strengthening of artificial insemination programme through deep frozen semen	Establishment of new poultry farms and strengthening of existing poultry farms	Poultry production programme under applied nutrition programme in collaboration with UNICEF	Establishment and strengthening of IPDP's marketing facilities	Expansion of goat breeding facilities	Establishment, expansion and strengthening of sheep and goat breeding farms	Expansion and strengthening of sheep breeding facilities and health cover	Strengthening and expansion of wool analysis and wool grading marketing centre	Strengthening and expansion of pig breeding facilities	Control of menace of stray and wild cattle and creation of wild cattle catching parties with additional facilities	Publicity of livestock development programme	Feed Fodder and Pastura Development	Total (Col. 2 to 22)	Fish Farmers Development Agency
(11)	(12)	(13)	(14)	(15)	(16)	(17)	(18)	(19)	(20)	(21)	(22)	(23)	(2)
200.00	745.50	8.20	194.00	..	5.00	38.00	2759.70	245.00
50.00	11.50	5.00	20.00	360.80	158.00
240.00	6.00	5.50	..	4.20	25.00	1086.40	100.00
490.00	745.50	25.70	199.50	..	14.20	83.00	4206.90	503.00
120.00	251.50	..	67.30	34.00	..	292.60	..	135.00	..	7.30	50.00	3047.30	919.20
..	14.00	100.00	74.00	10.00	25.00	1850.00	652.50
1420.00	59.00	..	38.00	..	8.00	4.00	18.00	54.00	5000.00	..
..	..	4.00	..	12.00	..	60.50	..	2.80	..	4.80	22.00	1973.10	750.00
..	302.40	2.00	157.40	158.00	2.00	4.20	10.00	2579.00	180.00
1540.00	553.90	4.00	67.30	121.00	257.40	623.10	..	145.80	6.00	44.30	161.00	14449.40	2501.70
921.00	100.00	..	75.00	12.00	..	78.00	..	6.00	2.00	5.00	20.00	6379.00	785.00
222.00	..	16.00	..	51.10	269.80	..	4.00	25.00	4086.00	763.00
91.00	..	16.00	..	1.00	20.00	45.00	..	150.00	..	4.20	20.00	2475.40	968.00
626.00	15.00	..	217.00	..	24.00	..	4.00	50.00	3403.00	773.00
1860.00	100.00	32.00	75.00	79.10	20.00	340.00	..	449.80	2.00	17.20	115.00	16343.40	3289.00
299.00	545.00	8.00	..	11.40	229.00	129.00	..	4.00	..	5.00	30.00	4298.00	567.00
132.00	..	8.00	..	11.10	..	326.00	..	1.00	..	10.00	..	1393.10	360.00
470.00	287.00	8.00	..	22.00	..	71.00	..	9.00	..	10.00	25.00	2738.00	837.00
901.00	832.00	24.00	..	44.50	229.00	526.00	..	14.00	..	25.00	55.00	8429.10	1764.00
184.00	300.00	..	50.00	13.00	14.00	10.00	3062.80	54.20
375.00	28.00	8.00	..	25.00	25.00	3631.00	280.00
117.00	..	8.00	..	15.00	..	155.00	..	7.00	..	5.00	10.00	1166.50	340.00
277.00	..	16.00	..	39.50	..	3.50	..	4.20	..	5.00	..	1431.70	170.00
953.00	300.00	24.00	50.00	95.50	..	158.50	..	19.20	..	49.00	45.00	9292.00	844.20
347.00	24.80	..	13.00	..	11.80	..	6.00	10.00	1699.30	927.00
1240.00	38.40	..	122.70	..	34.20	..	5.00	50.00	3604.00	500.00
578.00	240.00	12.00	..	96.00	..	13.60	..	9.00	30.00	3214.25	1530.00
445.00	25.00	23.30	..	8.00	..	193.40	..	15.00	30.00	1791.10	1022.50
183.70	398.00	4.00	..	22.00	..	20.70	..	6.60	3.00	4.20	20.00	1958.10	616.00
2793.70	663.00	4.00	..	120.50	..	260.40	..	259.60	3.00	39.20	140.00	12266.75	4595.50
12753.00	4997.30	126.00	468.80	848.40	1002.40	2825.50	301.00	1812.20	28.00	418.60	1247.00	106594.62	21246.30

Sub-Sector of Development : 101- AGRICULTURE AND ALLIED ACTIVITIES

Major-Head of Development : 101. 2466- Forestry and Wild Life

District	Forestry							Total (Col. 2 to 8)
	Rural fuel wood plantation	Communi- cations	Building	Social Forestry in urban areas	Forest recreation centres	Drinking water and electricity facilities to subordinate staff of forest department	Social forestry	
(1)	(2)	(3)	(4)	(5)	(6)	(7)	(8)	(9)
Agra	650.00	200.00	200.00	..	7000.00	8050.00
Aligarh	6000.00	6000.00
Etah	6000.00	6000.00
Mainpuri	300.00	..	7000.00	7300.00
Mathura	250.00	500.00	..	8000.00	8750.00
Agra Division	650.00	450.00	1000.00	..	34000.00	36100.00
Jhansi	750.00	70.00	125.00	..	77.00	100.00	3000.00	4122.00
Lalitpur	750.00	50.00	250.00	100.00	5000.00	6150.00
Hamirpur	750.00	100.00	200.00	..	200.00	100.00	6000.00	7350.00
Banda	..	50.00	200.00	100.00	4000.00	4350.00
Jalaun	750.00	50.00	635.00	110.00	300.00	300.00	4000.00	6145.00
Jhansi Division	3000.00	320.00	1210.00	110.00	777.00	700.00	22000.00	28117.00
Lucknow	1000.00	500.00	..	6000.00	7500.00
Rae Bareli	100.00	200.00	100.00	5000.00	5400.00
Hardoi	100.00	8000.00	8100.00
Unao	50.00	425.00	100.00	6000.00	6575.00
Sitapur	100.00	7000.00	7100.00
Kheri	750.00	50.00	30.00	150.00	500.00	..	3000.00	4480.00
Lucknow Division	750.00	50.00	30.00	1500.00	1625.00	200.00	35000.00	39155.00
Bareilly	6000.00	6000.00
Badaun	7000.00	7000.00
Pilibhit	750.00	100.00	140.00	100.00	..	135.00	2000.00	3225.00
Shahjahanpur	45.00	150.00	150.00	..	5000.00	5345.00
Bareilly Division	750.00	100.00	185.00	250.00	150.00	135.00	20000.00	21570.00
Meerut	750.00	100.00	200.00	..	7000.00	8050.00
Ghaziabad	100.00	200.00	..	5000.00	5300.00
Bulandshahr	300.00	..	8000.00	8300.00
Saharanpur	..	200.00	70.00	5000.00	5270.00
Muzaffarnagar	375.00	..	6000.00	6375.00
Meerut Division	750.00	200.00	..	200.00	1075.00	70.00	31000.00	33295.00

(Rs. in '000)

District	Rural fuel wood plantation	Communi- cations	Building	Social Forestry in urban areas	Forest recreation centres	Drinking water and electricity facilities to subordinate staff of forest department	Social Forestry	Total (Cols. 2 to 8)
(1)	(2)	(3)	(4)	(5)	(6)	(7)	(8)	(9)
Moradabad	750.00	100.00	300.00	..	7000.00	8150.00
Rampur	100.00	248.00	..	4000.00	4348.00
Bijnor	..	200.00	250.00	100.00	250.00	..	7000.00	7800.00
Moradabad Division	750.00	200.00	250.00	300.00	798.00	..	18000.00	20298.00
Varanasi	..	100.00	100.00	300.00	600.00	..	7500.00	8600.00
Ghazipur	100.00	25.00	100.00	..	7500.00	7725.00
Ballia	8000.00	8000.00
Jaunpur	750.00	200.00	..	6000.00	6950.00
Mirzapur	750.00	..	300.00	..	600.00	..	4000.00	5650.00
Varanasi Division	1500.00	100.00	500.00	325.00	1500.00	..	33000.00	36925.00
Gorakhpur	750.00	245.00	200.00	250.00	5000.00	6445.00
Basti	8000.00	8000.00
Deoria	750.00	7000.00	7750.00
Azamgarh	750.00	8000.00	8750.00
Gorakhpur Division	2250.00	245.00	200.00	250.00	28000.00	30945.00
Allahabad	750.00	50.00	60.00	450.00	700.00	80.00	8000.00	10090.00
Fatehpur	7000.00	7000.00
Pratapgarh	100.00	..	8000.00	8100.00
Allahabad Division	750.00	50.00	60.00	450.00	800.00	80.00	23000.00	25190.00
Kanpur (Nagar)	4000.00	4000.00
Kanpur (Dehat)	5000.00	5000.00
Farrukhabad	250.00	..	5000.00	5250.00
Etawah	50.00	100.00	100.00	6000.00	6250.00
Kanpur Division	50.00	350.00	100.00	20000.00	20500.00
Faizabad	50.00	250.00	100.00	7000.00	7400.00
Sultanpur	9000.00	9000.00
Gonda	..	100.00	275.00	50.00	..	240.00	7000.00	7665.00
Bar Banki	50.00	..	25.00	8000.00	8075.00
Bahraich	..	135.00	340.00	15.00	175.00	100.00	5000.00	5765.00
Faizabad Division	..	235.00	615.00	165.00	425.00	465.00	36000.00	37905.00
GRAND TOTAL (Plains)	11150.00	1500.00	3050.00	3800.00	8500.00	2000.00	300000.00	330000.00

*Sub-Sector of Development : 101—AGRICULTURE AND ALLIED ACTIVITIES**Major Head of Development : 101—2425—Co-operation*

District	Co-operative Credit					
	Managerial Subsidy for Branches of District Co-operative Banks	Loan for Modernisation of Branches of District Co-operative Banks	Managerial Subsidy to Urban Co-operative Banks	Subsidy for furniture, fixtures of Urban Co-operative Banks	Subsidy to Risk Fund on distribution of Consumption credit	Subsidy to purchase of shares for weaker sections SC/STs.
(1)	(2)	(3)	(4)	(5)	(6)	(7)
Agra	—	—	—	—	—	50.00
Aligarh	100.00
Etah	—	16.00	5.00	..	—	100.00
Mainpuri	—	..	—	150.00
Mathura	20.00
Agra Division	..	16.00	5.00	420.00
Jhansi	..	40.00	15.00	10.00	—	10.00
Lalitpur	—	16.00	..	20.00	40.00	20.00
Hamirpur	..	16.00	50.00	100.00
Banda	..	48.00	10.00	10.00
Jalaun	..	32.00	40.00	50.00
Jhansi Division	..	152.00	25.00	30.00	40.00	190.00
Lucknow	..	24.00	..	30.00	40.00	20.00
Rae Bareli	—	100.00
Hardoi	—
Unnao	—	—	—	—	—	60.00
Sitapur	—	—	—	—	200.00	..
Kheri	..	56.00	10.00	50.00
Lucknow Division	..	80.00	..	30.00	40.00	230.00
Bareilly	—	—	—	—
Badaun	..	24.00	..	20.00	40.00	..
Pilibhit	30.00	..
Shahjahanpur	75.00
Bareilly Division	..	24.00	..	20.00	40.00	75.00

Rs. in '000

and Banking		Co-operative Marketing							
Margin Money to PACs, for additional business	Subsidy for Rehabilitation of PACs, re-organisation at Nyaya Par.chayat Level	Subsidy to Price Fluctuation Fund to Co-operative Marketing Societies	Margin Money to Marketing Societies for food-grains business	Margin Money to Marketing Societies for minor Irrigation, agricul- tural implements	Margin Money to FSS for foodgrains business	Margin Money to PACs for fertiliser business	Managerial Subsidy to New Marketing Societies/ Soyabean Societies	Share Capital to New Market- ing Societies; Soyabean Societies	
(8)	(9)	(10)	(11)	(12)	(13)	(14)	(15)	(16)	
..	105.00	
..	..	25.00	225.00	
..	225.00	
..	
..	..	15.00	150.00	
..	..	40.00	705.00	
..	100.00	
..	150.00	
..	..	15.00	45.00	
..	75.00	..	30.00	
..	15.00	
..	150.00	15.00	235.00	..	30.00	
50.00	345.00	
..	..	10.00	12.00	480.00	
..	600.00	
..	375.00	
..	150.00	..	20.00	20.00	
..	
50.00	..	10.00	162.00	1800.00	20.00	20.00	
..	555.00	
..	600.00	
..	100.00	40.00	
..	100.00	
..	100.00	40.00	1255.00	

*Sub-Sector of Development : 101—AGRICULTURE AND ALLIED ACTIVITIES**Major Head of Development : 101—2425—Co-operation (Contd.)*

District	Co-operative Credit						
	Managerial Subsidy for Branches of District Co-operative Banks	Loan for Modernisation of Branches of District Co-operative Banks	Managerial Subsidy to Urban Co-operative Banks	Subsidy for furniture, fixtures of Urban Co-operative Banks	Subsidy to Risk Fund on distribution of Consumption credit	Subsidy to purchase of shares for weaker Sections C/STs.	
(1)	(2)	(3)	(4)	(5)	(6)	(7)	
Meerut	..	16.00	10.00	20.00
Ghaziabad	..	24.00	120.00
Bulandshahr	..	8.00	5.00
Saharanpur	..	24.00	10.00	22.00	25.00
Muzaffarnagar	..	8.00	5.00	20.00	20.00
Meerut Division	..	80.00	30.00	42.00	185.00
Moradabad	..	56.00	100.00
Rampur	..	40.00	10.00
Bijnor	..	40.00	..	10.00	..	50.00	..
Moradabad Division	..	136.00	10.00	10.00	..	50.00	100.00
Varanasi	5.00	50.00
Ghazipur	..	8.00
Ballia
Jaunpur	..	40.00	15.00
Mirzapur	..	8.00
Varanasi Division	..	56.00	15.00	5.00	50.00
Gorakhpur	200.00
Basti	5.00	150.00
Deoria	..	40.00	200.00
Azamgarh	..	16.00	..	10.00	40.00
Gorakhpur Division	..	56.00	..	15.00	590.00

(Rs. in '000)

and Banking			Co-operative Marketing					
Margin Money to PACs for additional business	Subsidy for Rehabilitation of PACs, re-organisation at Nyaya Panchayat Level	Subsidy to Price Fluctuation Fund to Co-operative Marketing Societies	Margin Money to Marketing Societies for food-grains business	Margin Money to Marketing Societies for minor Irrigation/agricultural implements	Margin Money to FSS for foodgrains business	Margin Money to PACs for fertiliser business	Managerial Subsidy to New Marketing Societies/Soyabean Societies	Share Capital to New Marketing Societies/Soyabean Societies
(8)	(9)	(10)	(11)	(12)	(13)	(14)	(15)	(16)
..	300.00
64.00	150.00
..
..	450.00
..	40.00
64.00	40.00	900.00
..
..	20.00	150.00
..	20.00	150.00
..	..	5.00	2310.00
..	..	10.00
..
..	525.00
..	300.00	150.00
..	300.00	15.00	2985.00
200.00	..	150.00	600.00
..	1050.00
..	900.00
..	..	15.00	450.00
200.00	..	65.00	3000.00	10.00	100.00

*Sub-Sector of Development: 101 —AGRICULTURE AND ALLIED ACTIVITIES**Major Head of Development: 101—2425—Co-operation—(Contd).*

District	Co-operative Credit					
	Managerial Subsidy for branches of District Co-operative Banks	Loan for Modernisation of branches of District Co-operative Banks	Managerial Subsidy to Urban Co-operative Banks	Subsidy for furniture, fixtures of Urban Co-operative Banks	Subsidy to Risk fund on distribution of Consumption credit	Subsidy to purchase of share for weaker sections SC/STs.
(1)	(2)	(3)	(4)	(5)	(6)	(7)
Allahabad ..	24.00	50.00	10.00	--	--	--
Fatehpur --	32.00	20.00	--	--	--	50.00
Pratapgrh	16.00	15.00	50.00
Allahabad Division	72.00	70.00	10.00	--	15.00	100.00
Kanpur (Nagar) ..	24.00	10.00	10.00	20.00
Kanpur (Dehat)	8.00	--	--	--	--	--
Farrukhabad ..	--	..	10.00	..	2.00	100.00
Etawah ..	8.00	--	--	--	--	--
Kanpur Division ..	40.00	10.00	20.00	..	2.00	120.00
Faizabad --	--	--	--	--	--	--
Sultanpur	15.00	--
Gonda ...	40.00	10.00	40.00
Barabanki
Bahraich	26.00	..
Faizabad Division ..	40.00	25.00	--	..	26.00	40.00
GRAND TOTAL (PLAINS)	752.00	190.00	135.00	120.00	490.00	2100.00

and Banking—(Contd.)

Co-operative Marketing—(Contd.)

Margin Money to PACs for additional business	Subsidy for Rehabilitation of PACs, re-organisation at Nyaya Panchayat Level	Subsidy to Price Fluctuation Fund to Co-operative Marketing Societies	Margin Money to Marketing Societies for food-grains business	Margin Marketing Societies for minor Irrigation/ agricultural implements	Margin to FSS for foodgrains business	Margin to PACs for fertiliser business	Managerial Subsidy to New Marketing Societies/ Soyabean Societies	Share Capital to New Marketing Societies Soyabean Societies
(8)	(9)	(10)	(11)	(12)	(13)	(14)	(15)	(16)
..	20.00	..	450.00	10.00	10.00
..	..	20.00	150.00
..	..	15.00	10.00	225.00
..	..	35.00	10.00	20.00	..	825.00	10.00	10.00
75.00	10.00
..	375.00
200.00	150.00
..	150.00
275.00	10.00	..	675.00
..
500.00	10.00	..	4.00	450.00
150.00	20.00	270.00	10.00	50.00
..	375.00
..	..	50.00	600.00
650.00	..	50.00	30.00	..	4.00	2145.00	10.00	50.00
1239.00	570.00	270.00	40.00	30.00	206.00	14525.00	50.00	360.00

Sub-Sector of Development—101—AGRICULTURE AND ALLIED ACTIVITIES

Major Head of Development—101—2425—CO-OPERATION—(Contd.)

Districts	Co-operative Marketing—(Contd.)			Consumer		
	Assistance for Rehabilitation of D.C.D.F.	Assistance for re-organisation of Co-operative marketing societies	Assistance to rehabilitation of Marketing societies	Subsidy for price Fluctuation Funds to Central Consumer Stores	Margin Money to Primary Consumer Stores of (women) Industrial Consumer Business	Margin Money to PACs for Consumer business under Public distribution System
(1)	(17)	(18)	(19)	(20)	(21)	(22)
Agra	50.00	..	135.00
Aligarh	..	100.00	..	25.00
Eta h	75.00
Mainpuri	25.00
Mathura	25.00	15.00	75.00
Agra Division	..	100.00	..	125.00	15.00	285.00
Jhansi	10.00	20.00	7.50
Lalitpur	25.00
Hamirpur	20.00	..	30.00
Banda	200.00	25.00
Jalaun
Jhansi Division	200.00	80.00	20.00	37.50
Lucknow	..	50.00
Rae Bareli	25.00	..	15.00
Hardoi	25.00	..	75.00
Unnao	25.00	..	225.00
Sitapur	75.00
Kheri	25.00
Lucknow Division	..	50.00	..	100.00	..	390.00
Bareilly	25.00	..	180.00
Badaun	25.00
Pilibhit	25.00
Shahjahanpur	400.00	25.00
Bareilly Division	400.00	100.00	..	180.00

(Rs. in i000)

Cooperative—(Contd.)		Co-operative Pressing—(Contd.)				Cold Storage	
Assistance for Rehabilitation of Central Consumer Co-operative Stores	Margin Money for Co-operative Consumer Stores for Consumer Business	Assistance for Rehabilitation of Co-operative Dal or Rice Processing Units	Loan for strengthening old Processing Units	Assistance for Agriculture Service Centres established by Co-operative Marketing Societies	Assistance to Co-operative Printing Press	Assistance to rehabilitation/ Strengthening of Co-operative Cold Storages	Total (Cols. 2 to 29)
(23)	(24)	(25)	(26)	(27)	(28)	(29)	(30)
..	340.00
25.00	500.00
..	421.00
200.00	375.00
..	300.00
225.00	1936.00
..	212.50
..	291.00
..	200.00	476.00
..	200.00	598.00
..	100.00	100.00	75.00	..	412.00
..	500.00	100.00	75.00	..	1989.50
..	559.00
..	642.00
200.00	200.00	1100.00
..	100.00	785.00
..	465.00
..	141.00
200.00	100.00	200.00	3692.00
..	760.00
..	709.00
..	200.00	..	50.00	300.00	745.00
..	600.00
..	200.00	..	50.00	300.00	2814.00

Sub-Sector of Development : 101 AGRICULTURE AND ALLIED ACTIVITIES

Major Head of Development—101 : 2425—Co-operation

Districts	Co-operative Marketing—(Contd.)			Consumer		
	Assistance for Rehabilitation of D.C.D.F.	Assistance for re-organisation of Co-operative Marketing Societies	Assistance to rehabilitation of Marketing Societies	Subsidy for Price Fluctuation Funds to Central Consumer Stores	Margin Money to Primary Consumer Stores of women/Students Industrial consumer Business	Margin Money to PACs for consumer business under Public Distribution system
(1)	(17)	(18)	(19)	(20)	(21)	(22)
Meerut ..	200.00	25.00	..	150.00
Ghaziabad ..	100.00	50.00	..	75.00
Bulandshahr	105.00
Saharanpur	50.00
Muzaffarnagar ..	100.00	25.00	25.00	..
Meerut Division ..	400.00	150.00	25.00	330.00
Moradabad	25.00
Rampur	25.00	20.00	..
Bijnor	25.00	..	127.40
Moradabad Division	75.00	20.00	127.40
Varanasi	25.00	50.00	90.00
Ghazipur	25.00
Ballia
Jaunpur	25.00	..	345.00
Mirzapur	25.00
Varanasi Division	100.00	50.00	435.00
Gorakhpur ..	100.00	25.00	..	75.00
Basti	25.00	..	750.00
Deoria	270.00
Azamgarh	25.00	..	300.00
Gorakhpur Division ..	100.00	75.00	..	1395.00

(Rs. in '000)

Co-operative-- (Contd.)		Co-operative Processing				Cold Storage		Total
Assistance for Rehabilitation of Central Consumer Co-operative Stores	Margin Money for Co-operative Consumer Stores for Consumer Business	Assistance for Rehabilitation of Co-operative Dal or Rice Processing Units	Loan for strengthening old processing Units	Assistance for Agriculture Service Centres established by Co-operative Marketing Societies	Assistance to Co-operative Printing Press	Assistance to rehabilitation Strengthening of Co-operative Cold Storage	(Cols. 2 to 29)	
(23)	(24)	(25)	(26)	(27)	(28)	(29)	(30)	
200.00	200.00	1121.00	
150.00	733.00	
200.00	318.00	
..	581.00	
..	243.00	
550.00	200.00	2996.00	
..	181.00	
..	200.00	465.00	
..	252.40	
..	200.00	898.40	
..	2535.00	
..	200.00	200.00	443.00	
..	
..	950.00	
..	483.00	
..	200.00	200.00	4411.00	
100.00	..	100.00	1550.00	
..	1980.00	
..	1410.00	
..	856.00	
100.00	..	100.00	5806.00	

Sub-Sector of Development: 101 -AGRICULTURE AND ALLIED ACTIVITIES

Major Head of Development: 101-2425 -CO-OPERATION. (Concl'd.)

Districts	Co-operative Marketing—(Contd.)			Consumer		
	Assistance for Rehabilitation of D.C.D.F.	Assistance for re-organisation of Co-operative Marketing Societies	Assistance to rehabilitation of Marketing societies	Subsidy for Price Fluctuation Funds to Central Consumer Stores	Margin Money to Primary Consumer Stores of women/Students Industrial Consumer Business	Margin Money to PACs for Consumer business under Public Distribution System
(1)	(17)	(18)	(19)	(20)	(21)	(22)
Allaha bad	25.00	..	150.00
Fatehpur	25.00	..	150.00
Pratapgarh	25.00	..	75.00
Allaha bad Division	75.00	..	375.00
Kanpur (Nagar)	100.00	50.00	..	25.00	10.00	30.00
Kanpur (Dehat)	105.00
Karrukha bad	75.00
Etawah	75.00
Kanpur Division	100.00	50.00	..	25.00	10.00	285.00
Faiza bad	25.00	..	225.00
Sultanpur	25.00
Gonda	10.00	240.00
Barabanki	25.00
Bahraich	25.00	..	45.00
Faiza bad Division	100.00	10.00	510.00
GRAND TOTAL (PLAINS)	750.00	50.00	600.00	1005.00	150.00	4349.50

(Rs, in '000)

Cooperative - (Concl'd.)		Co-operative processing				Cold storage		Total
Assistance or Rehabilitation of Central Consumer Stores	Margin Money for Co-operative Consumer Stores for Consumer Business	Assistance for Rehabilitation of Co-operative Dal or Rice Processing Units	Loan for strengthening old Processing Units	Assistance for Agriculture Service Centres established by Co-operative Marketing Societies	Assistance to Co-operative Printing Press	Assistance to rehabilitation/ Strengthening of Co-operative Cold Storages	(Cols. 2 to 29)	
(23)	(24)	(25)	(26)	(27)	(28)	(29)	(30)	
..	749.00	
..	447.00	
..	150.00	581.00	
..	150.00	1777.00	
..	200.00	564.00	
..	488.00	
..	200.00	737.00	
..	233.00	
..	400.00	2022.00	
..	700.00	
..	200.00	1204.00	
..	840.00	
..	400.00	
..	746.00	
..	200.00	3890.00	
1075.00	1400.00	100.00	250.00	100.00	75.00	1250.00	32231.90	

Sub Sector of Development : 102—RURAL DEVELOPMENT

Major Head of Development: 102.2501 and 2505—Special Programme of Rural Development and Rural Employment

Districts	I.R.D.P.	D.P.A.P.	N.R.E.P.
(1)	(2)	(3)	(4)
Agra	14532.00	..	16112.90
Aligarh	14262.00	..	16112.90
Etah	10821.00	..	11279.00
Mainpuri	11304.00	..	12084.60
Mathura	8560.00	..	8862.00
Agra Division	59479.00	..	64451.40
Jhansi	7480.00	2475.00	8862.10
Lalitpur	3554.00	1750.00	3222.60
Hamirpur	8773.00	4125.00	9667.70
Banda	10764.00	8125.00	12084.60
Jalaun	7266.00	2475.00	8056.40
Jhansi Division	37837.00	18950.00	41893.40
Lucknow	9897.00	..	12890.30
Rae Bareilly	16253.00	..	18529.80
Hardoi	17220.00	..	20141.10
Unnao	13992.00	..	16112.80
Sitapur	18186.00	2250.00	21752.30
Kheri	13722.00	1500.00	16112.80
Lucknow Division	89270.00	3750.00	105539.10
Bareilly	10821.00	..	11279.00
Budaun	12115.00	..	12084.60
Pilibhit	5759.00	..	6445.10
Shahjahanpur	10550.00	..	11279.00
Bareilly Division	39245.00	..	41087.70
Meerut	13565.00	..	14501.50
Ghaziabad	8987.00	..	10473.40
Bulandshahr	13295.00	..	14501.50
Saharanpur	15442.00	..	18529.80
Muzaffarnagar	11517.00	..	12890.30
Meerut Division	62806.00	..	70896.50

(Rs. in '000)

Districts	I.R.D.P.	D.P.A.P.	N.R.E.P.
(1)	(2)	(3)	(4)
Moradabad	15285.00	..	16918.50
Rampur	5005.00	..	5639.50
Bijnor	10708.00	..	12890.20
Moradabad Division	30998.00	..	35448.20
Varanasi	21898.00	..	26586.20
Ghazipur	13025.00	..	14501.60
Ballia	13082.00	..	13695.90
Jaunpur	18456.00	..	21752.30
Mirzapur	17973.00	8325.00	20946.70
Varanasi Division	84434.00	8325.00	97482.70
Gorakhpur	27230.00	..	31420.00
Basti	25566.00	..	28197.50
Deoria	22821.00	..	24974.90
Azamgarh	26690.00	..	31420.00
Gorakhpur Division	102307.00	..	116012.40
Allahabad	26420.00	825.00	31420.00
Fatehpur	11247.00	..	12890.30
Pratapgarh	13722.00	..	16112.90
Allahabad Division	51389.00	825.00	60423.20
Kanpur (Nagar)	2840.00	..	3384.00
Kanpur (Dehat)	16100.00	..	19174.00
Farrukhabad	11518.00	..	12890.30
Etawah	12001.00	..	13695.90
Allahabad Division	42459.00	..	49144.20
Faizabad	17433.00	..	20946.70
Sultanpur	17546.00	..	19335.40
Gonda	18356.00	3225.00	19335.40
Barabanki	14959.000	..	17724.10
Bahraich	14319.00	10750.00	15307.20
Faizabad Division	82613.00	13975.00	92648.80
GRAND TOTAL (PLAINS)	682837.00	145825.00	775027.60

								(Rs. in '000)
Districts								Financial assistance to allottees of surplus land
(1)								(2)
Moradabad	25.00
Rampur	50.00
Bijnor	100.00
Moradabad Division	175.00
Varanasi
Gazipur	50.00
Ballia	235.00
Jaunpur
Mirzapur	250.00
Varanasi Division	535.00
Gorakhpur	50.00
Basti	100.00
Deoria
Azamgarh	15.00
Gorakhpur Division	165.00
Allahabad
Fatehpur	100.00
Pratapgarh
Allahabad Division	100.00
Kanpur (Nagar)	10.00
Kanpur (Dehat)
Farrukhabad	100.00
Etawah
Kanpur Division	110.00
Faizabad	65.00
Sultanpur	125.00
Gonda
Barabanki	250.00
Bahraich	1000.00
Faizabad Division	1440.00
Grand Total (PLAINS)	4810.00

Sub-Sector of Development: 102—RURAL DEVELOPMENT

Major Head of Development: 102.2515—Other Rural Development Programme

Districts	Panchayati Raj							Rural Development Department	
	Construction of work-shops of Panchayat Udyogs	Incentive to Gaon-Sabha's for raising their resources	Construction of village pavements and drains	Installation of L.C.P.F.W.S. latrines	Construction of Panchayat Bhawans	Improvement of Haat bazar and melas	Technical and Managerial to Panchayats	Total (Col. 2 to 8)	Construction of Block buildings and electrification (CD)
(1)	(2)	(3)	(4)	(5)	(6)	(7)	(8)	(9)	(2)
Agra	..	6.00	500.00	..	90.00	596.00	2000.00
Aligarh	90.00	6.00	961.00	..	495.00	54.00	45.00	1651.00	200.000
Etah	90.00	6.00	710.00	806.00	1380.00
Mainpuri	90.00	6.00	790.00	..	180.10	..	20.00	1086.00	1432.00
Mathura	..	6.00	520.50	..	315.00	54.00	12.50	908.00	1320.00
Agra Division..	270.00	30.00	3481.50	..	1080.00	108.00	77.50	5047.00	8132.00
Jhansi	90.00	6.00	1122.20	..	360.00	13.50	13.00	1604.70	690.00
Lalitpur	..	6.00	625.40	107.64	90.00	27.00	..	856.04	809.00
Hamirpur	..	6.00	1130.00	..	270.00	1406.00	7441.60
Banda	90.00	6.00	942.50	85.54	135.00	54.00	..	1313.04	1693.00
Jalaun	90.00	6.00	1415.50	..	585.00	..	5.00	2101.50	5570.40
Jhansi Division..	270.00	30.00	5235.60	193.18	1440.00	94.50	18.00	7281.28	16204.00
Lucknow	..	6.00	845.50	..	135.00	13.50	..	1000.00	686.58
Rae-Bareli	..	6.00	30.00	..	36.00	1300.00
Hardoi	..	6.00	1016.00	..	675.00	1697.00	1500.00
Unnao	..	6.00	580.00	..	180.00	..	7.50	773.50	1140.00
Sitapur	..	6.00	917.00	..	45.00	13.50	..	981.50	2500.00
Kheri	..	6.00	813.00	..	90.00	27.00	..	936.00	4187.00
Lucknow Division	..	36.00	4171.50	..	1125.00	84.00	7.50	5424.00	11313.58
Bareilly	..	6.00	774.00	..	270.00	1050.00	2660.00
Badaun	..	6.00	632.50	17.50	656.00	1000.00
Pilibhit	90.00	6.00	750.00	..	45.00	891.00	500.00
Shahjahanpur	..	6.00	230.00	236.00	5494.20
Bareilly Division	90.00	24.00	2386.50	..	315.00	..	17.50	2833.00	9654.20
Meerut	90.00	6.00	4207.50	27.50	4331.00	3447.59
Ghaziabad	..	6.00	1490.00	..	45.00	..	10.00	1551.00	4525.00
Bulandshahr	..	6.00	2015.00	..	225.00	2246.00	1000.00
Saharanpur	..	6.00	2571.00	13.50	12.50	2603.00	1000.00
Muzaffarnagar	50.00	6.00	0.00	..	720.00	13.50	..	789.50	500.00
Meerut Division	140.00	30.00	10283.50	..	990.00	27.00	50.00	11520.50	10472.59

Sub Sector of Development: 102—RURAL DEVELOPMENT

Major Head of Development: 102.2515—Other Rural Development Programme (Concl'd.)

(Rs. in '000)

Districts	Panchayati Raj							Rural Development Departments	
	Construction of work-shops of Panchayat Udyogs	Incentive to Gaon-Sabhas for raising their resources	Construction of village pavements and drains	Installation of L.C.P.F.W.S. latrines	Construction of Panchayat B. hawans	Improvement of Haat Bazar and melas	Technical and Managerial assistance to Panchayats	Total (Col. 2 to 8)	Construction of Block buildings and electrification (C. D.)
(1)	(2)	(3)	(4)	(5)	(6)	(7)	(8)	(9)	(2)
Moradabad	..	6.00	2050.90	645.00	90.00	54.00	7.50	2853.40	1509.49
Rampur	..	6.00	1300.00	..	90.00	54.00	..	1450.00	885.00
Bijnor	90.00	6.00	1565.50	252.46	315.00	40.50	..	2269.46	16,2.55
Moradabad Division	90.00	18.00	4916.40	897.46	495.00	148.50	7.50	6572.86	4077.04
Varanasi	..	6.00	1188.00	..	990.00	2184.0	8148.20
Ghazipur	..	6.00	1174.00	..	90.00	1270.00	791.00
Ballia	90.00	6.00	1440.00	..	495.00	2031.00	3500.00
Jainpur	..	6.00	727.00	..	180.00	913.00	3900.00
Mirzapur	..	6.00	1485.00	..	315.00	..	5.00	1811.00	1500.00
Varanasi Division	90.00	30.00	6014.00	..	2070.00	..	5.00	8209.00	17839.20
Gorakhpur	..	6.00	1505.00	..	405.00	..	10.00	1926.00	6500.00
Basti	..	6.00	1594.80	49.60	..	67.50	10.00	1727.00	10000.00
Deoria	..	6.00	2309.40	100.10	270.00	2685.50	3785.00
Azamgarh	..	6.00	3915.00	..	2610.00	..	20.00	6551.00	1505.00
Gorakhpur Division	..	24.00	9324.20	149.70	3285.00	67.50	40.00	12890.40	21790.00
Allahabad	270.00	6.00	2699.70	600.34	270.00	..	17.50	3863.54	100.00
Fatehpur	..	6.00	608.90	160.10	585.00	1300.00	1275.00
Pratapgarh	90.00	6.00	1633.90	107.60	405.00	81.00	27.50	2351.00	2500.00
Allahabad Division	360.00	18.00	4942.50	868.04	1260.00	81.00	45.00	7514.54	3875.00
Kanpur (Nagar)	..	6.00	300.00	306.00	4806.00
Kanpur (Dehat)	..	6.00	2030.50	..	225.00	94.50	..	5000.00	2356.00
Farrukhabad	90.00	6.00	1720.00	..	495.00	27.00	..	2338.00	1750.00
Etawah	90.00	6.00	180.00	..	180.00	456.00	4892.29
Kanpur Division	180.00	24.00	4230.50	..	900.00	121.50	..	5456.00	16448.29
Fajzabad	..	6.00	983.00	..	90.00	1079.00	5351.72
Sultanpur	..	6.00	453.30	480.22	270.00	1209.52	3332.05
Gonda	..	6.00	675.00	681.00	4350.00
Barabanki	..	6.00	1400.00	..	225.00	27.00	..	1658.00	1500.00
Bahraich	..	6.00	1422.00	..	90.00	54.00	..	1752.00	2526.00
Fajzabad Division	..	30.00	4933.30	480.22	675.00	81.00	..	6199.52	17059.77
GRAND TOTAL (PLAINS)	1490.00	294.00	59919.50	2528.60	13635.00	813.00	268.00	78948.10	136865.67

Sub-Sector of Development : 104-IRRIGATION AND FLOOD CONTROL

Major Head of Development : 104.2702-Minor Irrigation

Districts	Private Minor Irrigation				State Minor Irrigation	
	Subsidy	Machinery and Equipment	Boring Godowns	Other Expenditure	Total (Col. (2 to 5))	State Tube-wells (Normal)
(1)	(2)	(3)	(4)	(5)	(6)	(2)
Agra	720.00	100.00	150.00	..	970.00	8953.00
Aligarh	50.00	40.00	..	160.00	250.00	6686.00
Etah	50.00	50.00	140.00	..	240.00	6400.00
Mainpuri	15.00	150.00	200.00	..	365.00	7500.00
Mathura	50.00	200.00	200.00	..	450.00	..
Agra Division	885.00	540.00	690.00	160.00	2275.00	29539.00
Jhansi	3060.00	300.00	150.00	974.00	4484.00	2224.00
Lalitpur	2940.00	100.00	200.00	100.00	3340.00	..
Hamirpur	1960.00	480.00	216.00	100.00	2756.00	18500.00
Banda	2110.00	1350.00	225.00	60.00	3745.00	6375.00
Jalaun	1840.00	300.00	200.00	300.00	2640.00	11568.00
Jhansi Division	11910.00	2530.00	991.00	1534.00	16965.00	38667.00
Lucknow	..	250.00	100.00	50.00	400.00	7962.00
Rae Bareli	..	698.00	..	293.00	991.00	6575.00
Hardoi	..	220.00	50.00	200.00	470.00	6500.00
Unnao	..	275.00	..	180.00	455.00	4133.00
Sitapur	..	400.00	121.00	50.00	571.00	6844.00
Kheri	..	375.00	375.00	5090.00
Lucknow Division	..	2218.00	271.00	773.00	3262.00	37105.00
Bareilly	600.00	465.00	200.00	193.00	1458.00	5323.00
Badaun	..	400.00	275.00	348.00	1023.00	13435.00
Pilibhit	..	525.00	100.00	..	625.00	2960.00
Shahjahanpur	..	150.00	310.00	..	460.00	4620.00
Bareilly Division	600.00	1540.00	885.00	541.00	3566.00	26338.00
Meerut	..	200.00	200.00	..	400.00	6290.00
Ghazibad	..	100.00	..	40.00	140.00	4015.00
Balanshahr	..	150.00	250.00	..	400.00	4200.00
Saharanpur	..	50.00	50.00	5000.00
Muzaffarnagar	..	55.00	55.00	2190.00
Meerut Division	..	555.00	450.00	40.00	1045.00	21695.00

(Rs. in '000)

Districts	Private Minor Irrigation—(Concl'd.)					State Minor Irrigation—(Concl'd.)
	Subsidy	Machinery and Equipment	Boring Godowns	Other Expenditure	Total (Col. 2 to 5)	State Tube-wells (Normal)
(1)	(2)	(3)	(4)	(5)	(6)	(2)
Moradabad	..	100.00	150.00	..	250.00	10710.00
Rampur	..	75.00	200.00	..	275.00	5295.00
Bijnor	..	120.00	120.00	..	240.00	7832.70
Moradabad Division	..	295.00	470.00	..	765.00	25837.70
Varanasi	1020.00	1500.00	1015.00	..	3535.00	15620.00
Ghazipur	..	650.00	180.00	310.00	1140.00	12500.00
Ballia	..	1500.00	1500.00	12078.70
Jaunpur	..	1500.00	300.00	200.00	2000.00	4241.00
Mirzapur	1850.00	500.00	350.00	25.00	2725.00	12125.00
Varanasi Division	2870.00	5650.00	1845.00	535.00	10900.00	56564.70
Gorakhpur	600.00	900.00	50.00	52.00	1602.00	24969.00
Basti	..	300.00	200.00	..	500.00	38962.00
Deoria	..	700.00	250.00	..	950.00	13358.00
Azamgarh	..	100.00	140.00	..	240.00	7540.00
Gorakhpur Division	600.00	2000.00	640.00	52.00	3292.00	84829.00
Allahabad	1320.00	300.00	400.00	350.00	2370.00	10288.42
Fatehpur	..	150.00	250.00	..	400.00	3342.00
Pratapgarh	..	150.00	1200.00	..	1350.00	2500.0
Allahabad Division	1320.00	600.00	1850.00	350.00	4120.00	16130.42
Kanpur (Nagari)	..	100.00	..	90.00	190.00	4988.00
Kanpur (Dehat)	600.00	200.00	..	200.00	1000.00	13515.00
Farrukhabad	..	250.00	..	100.00	350.00	4550.00
Etawah	15.00	300.00	315.00	4000.00
Kanpur Division	615.00	850.00	..	390.00	1855.00	27053.00
Faizabad	..	150.00	350.00	..	500.00	9890.00
Sultanpur	..	200.00	275.00	..	475.00	5296.00
Gonda	..	20.00	150.00	..	170.00	4560.00
Barabanki	..	297.00	600.00	..	897.00	4297.00
Bahraich	..	955.00	300.00	..	1255.00	10777.00
Faizabad Division	..	1622.00	1675.00	..	3297.00	34820.00
GRAND TOTAL (PLAINS)	18800.00	18400.00	9767.00	4375.00	51342.00	398578.82

Sub-Sector of Development : 105—ENERGY

Major Head of Development : 105.2801—Power

Districts			Rural Electrification (Normal)
(1)			(2)
Agra	500.00
Aligarh	500.00
Etah	700.00
Mainpuri
Mathura
Agra Division			1700.00
Jhansi	500.00
Lalitpur	2000.00
Hamirpur	1500.00
Banda	3000.00
Jalaun	1600.00
Jhansi Division			8600.00
Lucknow	1000.00
Rae Bareli	500.00
Hardoi	500.00
Unnao
Sitapur	500.00
Kheri	2500.00
Lucknow Division			5000.00
Bareilly
Budaun
Pilibhit	400.00
Shahjahanpur	1800.00
Bareilly Division			2200.00
Meerut	2500.00
Ghaziabad	2500.00
Bulandshahr
Saharanpur	3000.00
Muzaffarnagar	1000.00
Meerut Division			9000.00
Moradabad	1000.00
Rampur	479.00
Bijnor	500.00
Moradabad Division			1979.35

(Rs. in '000)

Districts	Rural Electrification (Normal) —(Concl'd.)	
(1)		(2)
Varanasi	..	2000.00
Ghazipur	..	1000.00
Ballia	..	1000.00
Jaunpur	..	2500.00
Mirzapur	..	1000.00
Varanasi Division		7500.00
Gorakhpur	..	1500.00
Basti	..	3500.00
Deoria	..	1000.00
Azamgarh	..	3000.00
Gorakhpur Division		9000.00
Allahabad	..	500.00
Fatehpur
Pratapgarh
Allahabad Division		500.00
Kanpur (Nagar)	..	400.00
Kanpur (Dehat)		2000.00
Farrukhabad	..	500.00
Etawah		500.00
Kanpur Division		3400.00
Faizabad	..	1000.00
Sultanpur	..	5000.00
Gonda
Barabanki	..	500.00
Bahraich
Faizabad Division		6500.00
GRAND TOTAL (PLAINS)		55379.35

Sub-Sector of Development : 106—INDUSTRY AND MINERALS*Major Head of Development* : 106-2851—Village and Small Scale Industry

District	Industrial Estates, lines and Staff and maintenance and repairs	Forged Heat Treatment Plant, Meerut	Diesel Engine Laboratory, Ghaziabad	Class and Pottery Development Centre, Jhansi
(1)	(2)	(3)	(4)	(5)
Agra	100.00
Aligarh	200.00
Etah	300.00
Mainpuri	150.00
Mathura	50.00
Agra Division	800.00
Jhansi	116.00	318.00
Lalitpur	400.00
Hamirpur
Banda	10.00
Jalaun	100.00
Jhansi Division	626.00	318.00
Lucknow
Rae Bareli	300.00
Hardoi
Unnao
Sitapur	200.00
Kheri
Lucknow Division	500.00
Bareilly
Budaun	100.00
Pilibhit
Shahjahanpur	278.40
Bareilly Division	378.40
Meerut	256.00	400.00
Ghaziabad	220.00	..
Bulandshahr
Saharanpur
Muzaffarnagar
Meerut Division	256.00	400.00	220.00	..

(Rs. in '000)

Pottery Development Centre	Fairs and Exhibition	Margin Money Loan through District Industries Centres	Integrated Money Loan	Margin Money Loan	Entrepreneurial Development Training Programme	Common Facility Centre, Varanasi
(6)	(7)	(8)	(9)	(10)	(11)	
..	25.00	100.00	1025.00	50.00	..	
..	70.00	100.00	1000.00	90.00	..	
..	15.00	100.00	800.00	50.00	..	
..	10.00	100.00	800.00	50.00	..	
..	25.00	100.00	1099.60	75.00	..	
..	145.00	500.00	4724.60	315.00	..	
..	25.00	100.00	800.00	80.00	..	
..	25.00	100.00	400.00	40.00	..	
..	25.00	100.00	700.00	70.00	..	
..	25.00	100.00	900.00	85.00	..	
..	25.00	100.00	1000.00	45.00	..	
..	125.00	500.00	3800.00	320.00	..	
..	50.00	100.00	1000.00	70.00	..	
..	25.00	100.00	1000.00	50.00	..	
..	25.00	100.00	800.00	42.00	..	
..	10.00	100.00	800.00	50.00	..	
..	25.00	100.00	200.00	80.00	..	
..	20.00	100.00	800.00	45.00	..	
..	155.00	600.00	4600.00	337.00	..	
..	25.00	100.00	1500.00	75.00	..	
..	25.00	100.00	450.00	70.00	..	
..	25.00	100.00	300.00	35.00	..	
..	25.00	100.00	1000.00	80.00	..	
..	100.00	400.00	3250.00	260.00	..	
..	35.00	100.00	1500.00	70.00	..	
..	25.00	100.00	3000.00	45.00	..	
..	25.00	100.00	1000.00	75.00	..	
..	25.00	100.00	2000.00	50.00	..	
..	25.00	100.00	844.00	38.00	..	
..	135.00	500.00	8344.00	278.00	..	

Sub-Sector of Development—106: INDUSTRY AND MINERALS

Major Head of Development: 106.2851—Village and Small Scale Industries—(Contd.)

Districts	Industrial Estates, Feeder lines and Staff and maintenance and repairs	Forged Heat Treatment Plant, Meerut	Diesel Engine Laboratory Ghaziabad	Glass and Pottery (Development Centres Jhansi	
(1)	(2)	(3)	(4)	(5)	
Moradabad	
Rampur	..	0.00	
Bijnor	..	300.00	
Moradabad Division	..	300.00	
Varanasi	..	300.00	
Ghazipur	
Ballia	
Jaunpur	
Mirzapur	..	250.00	..	812.00	
Varanasi Division	..	550.00	..	812.00	
Gorakhpur	
Basti	..	30.00	
Deoria	..	100.00	
Azamgarh	..	50.00	
Gorakhpur Division	..	180.00	
Allahabad	..	200.00	
Fatehpur	..	100.00	
Pratapgarh	
Allahabad Division	..	300.00	
Kanpur (Nagar)	
Kanpur (Dehat)	..	250.00	
Farrukhabad	
Etawah	
Kanpur Division	..	250.00	
Faizabad	..	32.00	
Sultanpur	..	400.00	
Gonda	..	50.00	
Bara Banki	..	10.00	
Bahraich	..	20.00	
Faizabad Division	..	512.00	
GRAND TOTAL (PLAINS)	..	4652.40	400.00	220.00	1130.00

(Rs. in '000)

Pottery Development Centre	Fairs and Exhibition	Margin Money Loan	Integrated Margin Money Loan	Entrepreneurial Development Training Programme	Common facility Centre, Varanasi
(6)	(7)	(8)	(9)	(10)	(11)
..	15.00	100.00	1000.00	85.00	..
..	25.00	100.00	900.00	50.00	..
..	25.00	100.00	1000.00	50.00	..
..	65.00	300.00	2900.00	185.00	..
..	25.00	100.00	1000.00	85.00	150.00
..	30.00	100.00	1000.00	35.00	..
..	25.00	100.00	800.00	40.00	..
..	25.00	100.00	1200.00	63.00	..
25.00	..	100.00	500.00	106.00	..
25.00	105.00	500.00	4500.00	329.00	150.00
..	25.00	100.00	1519.00
..	75.00	100.00	2500.00	100.00	..
..	50.00	100.00	1200.00	50.00	..
33.00	25.00	100.00	800.00	50.00	..
33.00	175.00	400.00	6019.00	200.00	..
..	25.00	100.00	2500.00	60.00	..
..	25.00	100.00	800.00	75.00	..
..	25.00	100.00	800.00	45.00	..
..	75.00	300.00	4100.00	180.00	..
..	25.00	150.00	2000.00	50.00	..
..	10.00	100.00	3500.00	50.00	..
..	67.00	100.00	600.00	40.00	..
..	25.00	100.00	1200.00	45.00	..
..	127.00	450.00	7300.00	185.00	..
..	30.00	100.00	1000.00	80.00	..
..	25.00	100.00	1000.00	80.00	..
..	25.00	100.00	700.00	40.00	..
..	25.00	100.00	1100.00	40.00	..
..	25.00	100.00	400.00	80.00	..
..	130.00	500.00	4200.00	320.00	..
58.00	1337.00	4950.00	53737.60	2909.00	150.00

*Sub-Sector of Development : 106—INDUSTRY AND MINERALS**Major Head of Development : 106.2851—Village and Small Scale Industries—(Contd.)*

Districts	Chickan Centre	Managerial Assistances to Weavers Co-operative Societies	Share capital loan to Handloom Co-operative Societies	Modernisation of Handlooms	Establishment of Model Chawki Rearing-cum-Demonstration Schemes
(1)	(12)	(13)	(14)	(15)	(16)
Agra
Aligarh	..	20.00	100.00	60.00	..
Etah	50.00	15.00	..
Mainpuri	10.00	10.00	150.00
Mathura	30.00	10.00	295.00
Agra Division	..	20.00	190.00	95.00	445.00
Jhansi	220.00	100.00	..
Lalitpur	15.00
Hamirpur	15.00
Banda	15.00
Jalaun
Jhansi Division	265.00	100.00	..
Lucknow	..	450.00	20.00	20.00	..
Rae Bareli	10.00	20.00	..
Hardoi	..	5.00	110.00	15.00	..
Unnao	200.00	50.00	..
Sitapur	210.00	40.00	..
Kheri	20.00	10.00	..
Lucknow Division	..	450.00	570.00	155.00	..
Bareilly	60.00	60.00	..
Badaun	15.00	20.00	..
Pilibhit	60.00	52.00	127.20
Shahjahanpur	..	15.00	20.00	..	180.00
Bareilly Division	..	15.00	155.00	132.00	307.20
Meerut	40.00	20.00	110.00
Ghaziabad	50.00	25.00	..
Bulandshahar
Saharanpur
Muzzaffarnagar	25.00	20.00	238.00
Meerut Division	115.00	65.00	348.00

(Rs. in '000)

Marketing programme of raw materials through handloom cooperatives	Scheme for Scissors and Razors Industries, Meerut	Share Capital assistance to handi-craft societies	Managerial Assistance to Handicraft Societies	(Managerial) to assistance Industrial Co-operatives (Non-Textile)	Share Capital to industrial co-operatives (Non-Textile)	Share Capital to Handloom Co-operatives	Total (Col. 2 to 23)
(17)	(18)	(19)	(20)	(21)	(22)	(23)	(24)
..	1300.00
..	20.00	80.00	110.00	1850.00
..	..	10.00	5.00	5.00	10.00	..	1360.00
..	1280.00
..	..	10.00	5.40	1700.00
..	..	20.00	10.40	25.00	90.00	110.00	7490.00
..	..	50.00	72.00	16.00	20.00	..	1917.00
..	21.00	60.00	..	1061.00
..	910.00
..	..	20.00	10.80	10.80	20.00	..	1196.60
..	..	20.00	11.00	11.00	20.00	..	1332.00
..	..	90.00	93.80	58.80	120.00	..	6416.60
..	9.50	20.00	..	1739.50
..	6.00	20.00	..	1531.00
50.00	1147.00
150.00	1360.00
..	855.00
..	..	20.00	5.40	10.80	20.00	..	1051.20
200.00	..	20.00	5.40	26.30	60.00	..	7683.70
..	1820.00
..	..	45.00	19.80	21.60	80.60	..	947.00
..	..	39.00	41.40	14.40	22.50	..	816.50
..	..	20.00	10.80	10.80	20.00	..	1760.00
..	..	104.00	72.00	46.80	123.10	..	5343.50
..	100.00	2631.00
..	3465.00
..	1200.00
..	..	10.00	5.10	5.10	10.00	..	2205.20
..	10.80	20.00	..	1320.80
..	100.00	10.00	5.10	15.90	30.00	..	10822.00

(Rs. in '000)

Marketing Programme of raw Materials through handloom co-operatives	Scheme for Scissors and Razors Industries Meerut	Share Capital assistance to handicrafts societies	Managerial Assistance to Handicraft Societies	Managerial to Assistance Industrial Co-operatives (Non-Textile)	Share Capital to industrial co-operatives (Non-Textile)	Share Capital to Handloom Co-operatives	Total (Col. 2 to 23)
(17)	(18)	(19)	(20)	(21)	(22)	(23)	(24)
..	..	40.00	10.00	1540.00
..	..	30.00	16.20	16.20	30.00	..	1332.40
..	10.00	1700.00
..	..	70.00	26.20	16.20	30.00	..	4572.40
..	2335.00
..	1315.00
..	..	40.00	7.20	22.60	50.00	..	1114.80
..	..	9.00	20.00	16.00	35.00	..	1468.00
..	..	220.00	27.00	27.00	80.00	..	2147.00
..	..	269.00	54.20	65.60	165.00	..	8379.80
100.00	..	70.00	37.00	49.00	90.00	..	2645.00
..	3607.00
..	..	80.00	32.40	32.40	80.00	..	2604.80
..	..	20.00	11.00	16.00	45.00	..	1500.00
100.00	..	170.00	80.40	97.40	215.00	..	10356.80
..	..	25.00	2915.00
..	..	13.50	5.40	3.60	9.00	..	1196.50
..	979.00
..	..	38.50	5.40	3.60	9.00	..	5090.50
..	2475.00
..	4295.00
..	16.20	25.00	..	848.20
..	..	50.00	27.00	40.00	22.00	..	1709.00
..	..	50.00	27.00	56.20	47.00	..	9327.20
..	22.00	60.00	..	1414.00
..	..	5.00	5.40	5.40	9.00	..	1669.80
..	1205.00
..	9.00	10.00	..	1487.00
..	..	9.00	5.40	3.60	10.00	..	1128.00
..	..	14.00	10.80	40.00	89.00	..	6903.80
300.00	100.00	855.50	390.70	451.80	978.10	110.00	82386.30

Sub-Sector of Development; 107—TRANSPORT

Major Head of Development: 107—3054—Roads and Bridges— (Contd.)

	Reconstruction of district and				
	Reconstruction of roads				
	Important district roads	Other district roads	Rural roads	Roads of other departments	
(1)	(2)	(3)	(4)	(5)	
Agra
Aligarh
Eta h
Mainpuri
Mathura
Agra Division
Jhansi
Lalitpur
Hamirpur
Banda
Jalaun
Jhansi Division
Lucknow
Rae Bareli
Hardoi
Unnao	130.00
Sitapur
Kheri
Lucknow Division	130.00
Bareilly
Budaun
Pilibhit
Shahjahanpur
Bareilly Division
Meerut	..	250.00	2500.00	1690.00	2000.00
Ghaziabad
Bulandshahr
Saharanpur	4681.00	..
Muzaffarnagar
Meerut Division	..	250.00	2500.00	6371.00	2000.00

(Rs. in '000)

other roads/bridges		Rural Roads (M.N.P.)	Construction of approach roads	Construction of rural roads other than M.N.P.	Total (Col. 2 to 10)
Construction of small bridges					
30 m. bridge	Construction of Pontoon bridges				
(6)	(7)	(8)	(9)	(10)	(11)
..	..	15007.68	15007.68
..	..	15458.40	15458.40
..	..	11273.10	11273.10
..	..	8659.70	8659.70
..	..	6935.30	6935.30
..	..	57334.18	57334.18
..	..	4090.95	4090.95
..	..	10234.66	10234.66
..	..	28598.98	28598.98
..	..	19484.67	19484.67
..	..	22081.01	22081.01
..	..	84490.27	84490.27
..	..	10517.42	10517.42
..	..	7121.50	7121.50
..	..	16540.06	16540.06
400.00	..	12167.00	12697.00
1776.00	..	10229.00	12005.00
..	..	11842.84	11842.84
2176.00	..	68417.82	70723.82
..	..	17853.00	17853.00
..	..	19158.00	19158.00
..	..	8893.37	8893.37
..	..	13064.00	13064.00
..	..	58968.37	58968.37
940.00	..	7158.61	1000.00	..	15478.61
..	..	14174.11	14174.11
..	..	13883.00	13883.00
1387.00	230.00	9273.87	15571.87
..	..	14626.50	14626.50
2327.00	230.00	59056.09	1000.00	..	73734.09

Sub-Sector of Development: 107—TRANSPORT

Major Head of Development: 107—3054—Roads and Bridges (Concl'd.)

(8)	Reconstruction of district and			
	Reconstruction of roads			
	Important district roads	Other district roads	Rural roads	Roads of other departments
(2)	(3)	(4)	(5)	
Morada bad
Rampur
Bijnor
Morada bad Division
Varanasi	5253.00
Ghazipur
Ballia	8451.00
Jaunpur
Mirzapur	696.00	2150.00	1844.00	348.00
Varanasi Division	14400.00	2150.00	1844.00	348.00
Gorakhpur
Basti	3716.00	5949.00	..	2621.00
Deoria	12130.00
Azamgarh
Gorakhpur Division	15846.00	5949.00	..	2621.00
Allaha bad
Fatehpur
Pratapgarh	3600.00
Allahabad Division	3600.00
Kanpur (Nagar)	..	1253.00	..	2006.00
Kanpur (Dehat)	8462.00
Farrukha bad
Etawah
Kanpur Division	8462.00	1253.00	..	2206.00
Faiza bad
Sultanpur
Gonda	950.00	..
Bara Banki
Bahraich
Faizabad Division	950.00	..
GRAND TOTAL (PLAINS)	38958.00	11982.00	9165.00	10575.00

(Rs. in '000)

other roads bridges		Rural Roads (M.N.P.)	Construction of approach roads	Construction of rural roads other than M.N.P.	Total (Cols. 2 to 10)
Construction of small bridges	Construction of Pontoon bridges				
30 m. bridge		(8)	(9)	(10)	(11)
..	..	28423.91	28423.91
..	..	9497.74	9497.74
..	..	11599.89	11599.89
..	..	49521.54	49521.54
1640.00	..	25114.30	32007.30
..	..	15244.38	15244.38
3876.00	..	8468.40	20795.40
1603.00	..	20314.05	21917.05
2557.00	..	16718.10	..	2630.00	26943.10
9676.00	..	85859.23	..	2630.00	116907.23
..	..	25541.68	25541.68
4448.00	..	24275.40	2603.00	..	43612.40
4363.00	..	19777.37	36270.37
9800.00	..	23636.30	33436.30
18611.00	..	93230.75	2603.00	..	138860.75
..	..	11362.34	11362.34
..	..	7442.20	7442.20
1875.00	..	16204.40	21679.40
1875.00	..	35008.94	40483.94
790.00	..	14882.70	..	300.00	19231.70
3030.00	..	18020.50	420.00	..	29932.50
..	..	12959.10	12959.10
..	..	11661.11	11661.11
3820.00	..	57523.41	420.00	300.00	73784.41
..	..	17229.58	17229.58
..	..	29212.53	29212.53
8552.00	..	25172.90	34674.90
1479.00	..	15723.40	17202.40
..	..	18854.40	18854.40
10031.00	..	106192.81	117173.81
48516.00	230.00	755603.41	4023.00	2930.00	881982.41

*Sub-Sector of Development : 110—GENERAL ECONOMIC SERVICES**Major Head of Development : 110.3452—Tourism*

Districts	Water and electric arrangements	Sheds	Local Tourism Development	Beautification of tourist sites	Construction of stairs in Kalinger fort	Total (Col. 2 to 6)
(1)	(2)	(3)	(4)	(5)	(6)	(7)
Agra
Aligarh
Etah
Mainpuri
Mathura
Agra Division
Jhansi	125.00	125.00
Lalitpur	0.00
Hamirpur	0.00
Banda	48.00	0.00	..	250.00	298.00
Jalaun	200.00	200.00
Jhansi Division	48.00	325.00	..	250.00	623.00
Lucknow	400.00	400.00
Rae Bareli	210.00	210.00
Hardoi	200.00	200.00
Unnao	25.00	25.00
Sitapur
Kheri
Lucknow division	835.00	835.00
Bareilly
Badaun	75.00	75.00
Pilibhit
Shahjahanpur
Bareilly Division	75.00	75.00
Meerut
Ghazia bad
Bulandshahr	1000.00	..	1000.00
Saharanpur
Muzaffarnagar
Meerut Division	1000.00	..	1000.00
Moradabad
Rampur
Bijnor
Moradabad Division

(Rs. in '000)

Districts	Water and electric arrangements	Sheds	Local Tourism Development	Beautification of tourist sites	Construction of stairs in Kalingar fort	Total
(1)	(2)	(3)	(4)	(5)	(6)	(7)
Varanasi	86.00	..	86.00
Ghazipur
Ballia
Jaunpur	150.00	..	100.00	250.00
Mirzapur
Varanasi Division	150.00	..	100.00	86.00	..	336.00
Gorakhpur
Basti
Deoria
Azamgarh
Gorakhpur Division
Allahabad	40.00	40.00
Fatehpur
Pratapgarh
Allahabad Division	40.00	40.00
Kanpur (Nagar)	1018.00	1018.00
Kanpur (Dehat)	50.00	..	50.00
Barrukhabad
Etawah
Kanpur Division	1018.00	50.00	..	1068.00
Faizabad	26.00	26.00
Sultanpur
Gonda
Bara Banki
Bahraich
Faizabad Division	26.00	26.00
GRAND TOTAL (PLAINS)	150.00	123.00	2344.00	1136.00	250.00	4003.00

Sub-Sector of Development : 110—GENERAL ECONOMIC SERVICES

Major Head of Development : 110. 3554—Surveys and Statistics

Districts	Supply of equipments in the office of District Economic Officer/Statistical Officer
(1)	(2)
Agra	45.00
Aligarh	45.00
Etah	40.00
Mainpuri	155.00
Mathura	49.00
Agra Division	334.00
Jhansi	65.00
Lalitpur	30.00
Hamirpur	124.00
Banda	45.00
Jalaun	45.00
Jhansi Division	309.50
Lucknow	130.00
Raebareli	45.00
Hardoi	59.50
Unnao	142.50
Sitapur	29.50
Kheri	20.00
Lucknow Division	426.50
Bareilly	40.00
Budaun	30.00
Pilibhit	130.00
Shahjahanpur	40.00
Bareilly Division	240.00
Meerut	45.00
Ghaziabad	30.00
Bulandshahr	124.00
Saharanpur	50.00
Muzaffarnagar	54.00
Meerut Division	303.00

(Rs. in '000)

Districts				Supply of equipments in the office of District Economic Officer/Statistical Officer
(1)				(2)
Moradabad	--	35.00
Rampur	130.50
Bijnor	15.50
Moradabad Division			..	181.00
Varanasi	30.50
Ghazipur	20.00
Ballia	20.00
Jaunpur	30.50
Mirzapur	14.00
Varanasi Division			..	115.00
Gorakhpur	130.00
Basti	45.00
Deoria	130.00
Azamgarh	14.00
Gorakhpur Division			..	319.00
Allahabad	14.00
Fatehpur	14.00
Pratapgarh	130.00
Allahabad Division			..	158.00
Kanpur (Nagar)	20.50
Kanpur (Dehat)	20.50
Farrukhabad	45.00
Etawah	30.00
Kanpur Division			..	116.00
Faizabad	20.00
Sultanpur	155.00
Gonda	43.00
Bara banki	17.00
Bahraich	22.00
Faizabad Division			..	257.00
GRAND TOTAL (PLAINS)			..	2759.00

*Sub Sector of Development : 221—EDUCATION**Major Head of Development : 221.2202—General Education*

Districts	Construction of buildings and hostels of existing government senior basic schools	Grant to unaided primary schools	Grant for the construction of buildings for senior basic schools in rural and urban areas	Grant for opening of mixed junior basic schools in rural areas	Grant for opening of mixed junior basic schools in urban areas	Grant for improvement of science teaching and supply of science equipments to junior basic schools	Incentive grant in the form of free text books to girls and boys of weaker communities	Grant for opening of senior basic schools for boys and girls in rural areas	Grant for supply and up-keep of science equipments for the improvement of science teaching in senior basic schools	Grant for opening of non-formal part time classes for children belonging to age group 6-14 in rural and urban areas
(1)	(2)	(3)	(4)	(5)	(6)	(7)	(8)	(9)	(10)	(11)
Agra	1400.00	252.00	322.00	55.00	20.00	50.00	257.00	20.00	849.00
Aligarh	450.00	2142.00	87.00	10.00	133.00	60.00	807.00
Etah	1650.00	..	145.00	..	12.00	20.00	..	50.00	807.00
Mainpuri	200.00	600.00	126.00	31.00	..	30.00	60.00	133.00	807.00
Mathura	450.00	..	31.00	807.00
Agra Division	200.00	4550.00	2520.00	616.00	55.00	62.00	140.00	523.00	150.00	4077.00
Jhansi	330.00	157.00	62.00	..	10.00	10.00	270.00	15.00	724.00
Lalitpur	471.00	378.00	52.00	16.00	15.00	281.00	25.00	506.00
Hamirpur	450.00	1413.00	550.00	..	12.00	60.00	630.00	10.00	682.00
Banda	750.00	1570.00	373.00	..	12.00	21.00	827.00	30.00	930.00
Jalaun	157.00	600.00	785.00	755.00	..	36.00	42.00	219.00	506.00
Jhansi Division	157.00	2130.00	4396.00	2118.00	52.00	86.00	148.00	2227.00	105.00	3348.00
Lucknow	870.00	630.00	623.00	..	6.00	30.00	513.00	25.00	956.00
Rae Bareli	210.00	756.00	754.00	105.00	36.00	9.00	262.00	25.00	809.00
Hardoi	200.00	400.00	2268.00	2261.00	..	12.00	60.00	509.00	808.00
Unnao	850.00	628.00	628.00	..	10.00	40.00	1358.00	50.00	808.00
Sitapur	1050.00	378.00	390.00	..	9.00	10.00	1121.00	20.00	931.00
Kheri	220.00	3140.00	383.00	..	60.00	30.00	967.00	50.00	808.00
Lucknow Division	200.00	3600.00	7800.00	5039.00	105.00	133.00	179.00	4730.00	185.00	5120.00

(Rs. in '000)

Strengthening of offices of district basic education officers	Grant for sanctioning merit scholarship in each district at the rate of Rs. 15 p.m. for three years from classes VI to VIII	Efficiency awards to teachers of basic schools	Grant for establishing book-banks in senior basic schools for free supply of text books	Construction of buildings of the office complex of basic education officers in each district	Grant for equipments and teaching material to senior basic schools	Grants for equipments and teaching material to junior basic schools	Development and preliminary grant to Arabic Madarsas	Promotion of sports and youth welfare activities at elementary stage	Development of libraries of aided higher secondary schools	Grant to aided higher secondary schools for additional enrolment with sanitary and water facility	Grant of sanctioning merit scholarship in each district at the rate of Rs. 15 p.m. tenable for three years in classes VI—VIII
(12)	(13)	(14)	(15)	(16)	(17)	(18)	(19)	(20)	(21)	(22)	(23)
30.00	63.00	5.00	12.00	..	150.00	225.00	..	7.50	63.00
14.00	18.00	10.00	12.00	..	50.00	3.50	50.00	45.00	18.00
30.00	18.00	12.00	7.00	300.00	75.00	80.00	..	3.50	30.00	..	17.00
30.00	69.00	10.00	25.00	..	60.00	30.00	..	3.50	20.00	..	69.00
..	15.00	48.00	10.00	..	3.50	30.00	..	15.00
104.00	183.00	32.00	56.00	300.00	383.00	345.00	..	21.50	130.00	45.00	182.00
25.00	48.00	4.00	12.00	300.00	45.00	15.00	..	7.50	53.00
125.00	56.00	20.00	25.00	300.00	48.00	70.00	..	3.50	7.00	28.00	56.00
14.00	45.00	10.00	25.00	473.00	..	100.00	..	3.50	30.00	..	45.00
30.00	61.00	7.00	25.00	..	60.00	25.00	..	3.50	48.00	59.00	61.00
54.00	35.00	15.00	..	800.00	36.00	32.00	..	3.50	..	21.00	34.00
248.00	245.00	56.00	87.00	1873.00	189.00	242.00	..	21.50	85.00	108.00	249.00
33.00	21.00	5.00	25.00	500.00	60.00	35.00	..	7.50	52.00	97.00	22.00
30.00	77.00	5.00	25.00	500.00	180.00	176.00	..	3.50	40.00	127.00	77.00
50.00	102.00	6.00	50.00	..	90.00	75.00	..	3.50	20.00	..	102.00
24.00	74.00	5.00	63.00	200.00	80.00	350.00	..	3.50	15.00	59.00	74.00
38.00	100.00	4.00	90.00	60.00	..	3.50	21.00	50.00	100.00
16.00	78.00	10.00	..	500.00	60.00	50.00	..	3.50	15.00	28.00	78.00
191.00	452.00	35.00	163.00	1700.00	560.00	746.00	..	25.00	163.00	361.00	453.00

*Sub-Sector of Development ; 221— EDUCATION**Major Head of Development : 221.2202— General Education (Contd.)*

District	Construction of buildings and hostels of existing Government senior basic schools	Grants to unaided primary schools	Grant for the construction of buildings for senior basic schools in rural and urban areas	Grant for opening of mixed junior basic schools in rural areas	Grant for opening of mixed junior basic schools in urban areas	Grant for improvement of science teaching and supply of science equipments to junior basic schools	Incentive grant in the form of free text books to girls and boys of weaker communities	Grant for opening of senior basic schools for boys and girls in rural areas	Grant for supply and up-keep of science equipments for the improvement of science teaching in senior basic schools	Grant for opening of non-formal part time classes for children belonging to age group 6—14 in rural and urban areas
(1)	(2)	(3)	(4)	(5)	(6)	(7)	(8)	(9)	(10)	(11)
Bareilly	450.00	1512.00	31.00	..	19.00	60.00	321.00	30.00	848.00	
Badaun	300.00	504.00	670.00	10.00	1486.00	..	1092.00	
Pilibhit	150.00	260.00	95.00	311.00	..	695.00	
Shahjahanpur	150.00	260.00	95.00	..	18.00	15.00	463.00	25.00	808.00	
Bareilly Division	150.00	900.00	2536.00	891.00	..	37.00	85.00	2581.00	55.00	3443.00
Meerut	1100.00	252.00	395.00	849.00	
Ghaziabad	100.00	1483.00	60.00	197.00	..	800.00	
Bulandshahar	2122.00	1620.00	..	6.00	807.00	
Saharanpur	2200.00	756.00	95.00	..	60.00	15.00	..	25.00	807.00	
Muzaffarnagar	2250.00	249.00	1235.00	..	9.00	10.00	3596.00	5.00	807.00	
Meerut Division	100.00	9155.00	1257.00	3405.00	..	75.00	25.00	2793.00	30.00	4070.00
Moradabad	1020.00	252.00	426.00	55.00	15.00	15.00	244.00	30.00	1097.00	
Rampur	504.00	32.00	..	12.00	30.00	369.00	10.00	507.00		
Bijnor	1650.00	1256.00	216.00	..	12.00	30.00	883.00	25.00	764.00	
Moradabad Division	2670.00	2012.00	674.00	55.00	39.00	75.00	1496.00	65.00	2368.00	
Varanasi	3000.00	1256.00	15.00	849.00	
Ghazipur	3000.00	252.00	184.00	..	15.00	105.00	193.00	60.00	808.00	
Ballia	1500.00	1005.00	650.00	..	36.00	20.00	67.00	15.00	809.00	
Jaunpur	3250.00	2010.00	788.00	..	60.00	81.00	240.00	60.00	808.00	
Mirzapur	126.00	862.00	..	18.00	48.00	329.00	75.00	808.00		
Varanasi Division	10750.00	4649.00	2484.00	..	129.00	269.00	829.00	210.00	4082.00	

(Rs. in '000)

(12)	(13)	(14)	(15)	(16)	(17)	(18)	(19)	(20)	(21)	(22)	(23)
Strengthening of offices of district basic education officers	Grant for sanctioning merit scholarship in each district at the rate of Rs. 15 p.m. for three years from classes VI to VIII	Efficiency awards to teachers of basic schools	Grant for establishing book-banks in senior basic schools for the free supply of text books	Construction of buildings of the office complex of basic education officers in each district	Grant for equipments and teaching material to senior basic schools	Grant for equipments and teaching material to junior basic schools	Development and preliminary grant to Arabic Madarsas	Promotion of sports and youth welfare activities at elementary stage	Development of libraries of aided higher secondary schools	Grant to aided higher secondary schools for additional enrolment with sanitary and water facility	Grant of sanctioning merit scholarship in each district at the rate of Rs. 15 p.m. tenable for three years in classes VI—VIII
32.00	100.00	10.00	125.00	..	7.50	10.00	..	99.00
..	84.00	10.00	13.00	100.00	30.00	25.00	..	3.50	50.00	45.00	84.00
26.00	33.00	315.00	45.00	44.00	..	3.50	33.00
29.00	64.00	5.00	12.00	..	30.00	25.00	..	3.50	19.00	..	64.00
87.00	281.00	25.00	25.00	415.00	105.00	219.00	..	18.00	79.00	45.00	280.00
155.00	113.00	25.00	..	500.00	30.00	100.00	..	7.50	30.00	..	112.00
25.00	55.00	3.50	20.00	59.00	55.00
..	99.00	1.00	91.00	..	3.50	89.00
22.00	40.00	2.00	60.00	400.00	60.00	100.00	..	3.50	14.00	..	40.00
14.00	41.00	3.00	12.00	..	30.00	50.00	..	3.50	38.00	57.00	41.00
216.00	348.00	31.00	72.00	900.00	120.00	341.00	..	21.50	102.00	116.00	337.00
70.00	136.00	5.00	25.00	1000.00	90.00	150.00	..	7.50	40.00	57.00	136.00
35.00	43.00	2.00	10.00	1230.00	30.00	40.00	..	3.50	25.00	..	43.00
12.00	73.00	5.00	12.00	1000.00	30.00	50.00	..	3.50	50.00	160.00	78.00
117.00	252.00	12.00	47.00	3230.00	150.00	240.00	..	14.50	115.00	217.00	257.00
..	78.00	5.00	152.00	56.00	7.50	45.00	45.00	77.00
13.00	80.00	15.00	25.00	..	90.00	50.00	56.00	3.50	35.00	..	80.00
5.00	79.00	9.00	12.00	..	45.00	150.00	56.00	3.50	30.00	380.00	79.00
50.00	85.00	10.00	62.00	..	90.00	75.00	..	3.50	50.00	59.00	85.00
..	79.00	7.00	75.00	..	120.00	150.00	..	3.50	30.00	172.00	79.00
68.00	401.00	46.00	174.00	..	345.00	577.00	168.00	21.50	190.00	356.00	400.00

Sub-Sector of Development : 221—EDUCATION

Major Head of Development : 221.2202—General Education—(Cont d.)

District	Construction of buildings and hostels of existing Government senior basic schools	Grant to unaided primary schools	Grant for the construction of buildings for senior basic schools in rural and urban areas	Grant for opening of mixed junior basic schools in rural areas	Grant for opening of mixed junior basic schools in urban areas	Grant for improvement of science teaching and supply of science equipments to junior basic schools	Incentive grant in the form of free text books to girls and boys of weaker communities	Grant for opening of senior basic schools for boys and girls in rural areas	Grant for supply and up-keep of science equipments for the improvement of Science teaching in senior basic schools	Grant for opening of non-formal part time classes for children belonging to age-group 6-14 in rural and urban areas
(1)	(2)	(3)	(4)	(5)	(6)	(7)	(8)	(9)	(10)	(11)
Gorakhpur ..	250.00	4100.00	756.00	63.00	..	24.00	81.00	134.00	15.00	999.00
Basti	1705.00	1884.00	545.00	..	10.00	..	1446.00	..	957.00
Deoria	480.00	1633.00	637.00	..	12.00	..	1776.00	50.00	955.00
Azamgarh ..	100.00	3200.00	1512.00	1882.00	30.00	266.00	10.00	957.00
Gorakhpur Division	350.00	9485.00	5785.00	3127.00	..	46.00	111.00	3622.00	75.00	3868.00
Allahabad	2900.00	1256.00	126.00	..	60.00	60.00	459.00	25.00	850.00
Fatehpur	600.00	..	365.00	..	30.00	30.00	316.00	..	808.00
Pratapgarh	900.00	882.00	528.00	..	30.00	30.00	747.00	25.00	835.00
Allahabad Division	..	4400.00	2138.00	1019.00	..	120.00	120.00	1522.00	50.00	2493.00
Kanpur (Nagar)	..	300.00	..	669.00	..	15.00	60.00	792.00	30.00	..
Kanpur (Dehat)	..	1350.00	2042.00	880.00	..	12.00	6.00	1852.00	50.00	808.00
Farrukhabad	1050.00	2646.00	63.00	133.00	..	808.00
Etawah	1884.00	504.00	360.00	558.00	..	800.00
Kanpur Division	..	4584.00	5192.00	1972.00	..	27.00	66.00	3335.00	80.00	2416.00
Faizabad	2100.00	378.00	217.00	107.00	30.00	107.00	201.00	15.00	876.00
Sultanpur	1350.00	504.00	311.00	..	60.00	30.00	201.00	150.00	959.00
Gonda	1000.00	2010.00	186.00	30.00	448.00	..	959.00
Barabanki	530.00	3140.00	63.00	..	9.00	15.00	67.00	20.00	835.00
Bahraich	378.00	93.00	15.00	133.00	..	946.00
Faizabad, Division	..	4980.00	6410.00	870.00	107.00	99.00	90.00	1050.00	185.00	4575.00
GRAND TOTAL (PLAINS)	1157.00	57204.00	44695.00	22215.00	374.00	853.00	1308.00	24708.00	1190.00	39860.00

(Rs. in '000)

Strengthening of offices of district basic education officers	Grant for sanctioning merit scholarship in each district at the rate of Rs. 15 p.m. for three years from classes VI to VIII	Efficiency awards to teachers of basic schools	Grant for establishing book-banks in senior basic schools for the free supply of text books	Construction of buildings of the office complex of basic education officers in each district	Grant for equipments and teaching material to senior basic schools	Grant for equipments and teaching material to junior basic school	Developments and preliminary grant to Arabic Madarsas	Promotion of sports and youth welfare activities at elementary stage	Development of libraries of aided higher secondary schools	Grant to aided higher secondary schools for additional enrolment with sanitary and water facility	Grant for sanctioning merit scholarship in each district at the rate of Rs. 15 p.m. tenable for three years in classes VI—VIII
(12)	(13)	(14)	(15)	(16)	(17)	(18)	(19)	(20)	(21)	(22)	(23)
111.00	45.00	3.00	12.00	..	200.00	300.00	..	7.50	70.00	100.00	45.00
129.00	127.00	12.00	12.00	..	150.00	200.00	56.00	3.50	25.00	114.00	127.00
26.00	105.00	10.00	25.00	400.00	120.00	60.00	..	3.50	45.00	57.00	105.00
5.00	105.00	5.00	30.00	..	150.00	100.00	336.00	3.50	50.00	118.00	105.00
271.00	382.00	30.00	79.00	400.00	620.00	660.00	392.00	18.00	190.00	389.00	382.00
45.00	123.00	5.00	37.00	..	120.00	50.00	224.00	7.50	100.00	142.00	122.00
21.00	45.00	5.00	12.00	..	30.00	10.00	..	3.50	46.00	..	44.00
15.00	72.00	3.00	4.00	1486.00	75.00	100.00	56.00	3.50	30.00	..	72.00
81.00	240.00	13.00	53.00	1486.00	225.00	160.00	280.00	14.50	176.00	142.00	238.00
30.00	88.00	3.00	37.00	500.00	120.00	30.00	56.00	3.50	20.00	59.00	87.00
50.00	88.00	7.00	50.00	..	3.50	45.00	35.00	87.00
100.00	66.00	16.00	12.00	100.00	60.00	125.00	..	3.50	40.00	284.00	66.00
..	35.00	100.00	3.50	34.00
180.00	277.00	26.00	49.00	700.00	180.00	205.00	56.00	14.00	105.00	378.00	274.00
..	105.00	9.00	111.00	30.00	55.00	7.50	30.00	111.00	105.00
200.00	84.00	10.00	778.00	500.00	..	3.50	100.00	57.00	84.00
30.00	85.00	10.00	19.00	..	168.00	100.00	56.00	3.50	30.00	85.00	85.00
7.00	33.00	10.00	12.00	..	50.00	10.00	..	3.50	15.00	..	33.00
..	95.00	5.00	..	1900.00	45.00	150.00	..	3.50	15.00	82.00	95.00
237.00	402.00	44.00	31.00	1900.00	1152.00	790.00	112.00	21.50	190.00	335.00	402.00
1800.00	3463.00	350.00	836.00	12904.00	4029.00	4525.00	1008.00	211.50	1525.00	2492.00	3454.00

*Sub-Sector of Development ; 221—EDUCATION**Major Head of Development : 221.2202—General Education—(Contd.)*

Districts	Reserve fund for petty and small works	Construction, extension, electrification and special repair of buildings of Government higher secondary schools	Opening of additional sections and introduction of new subjects in Government higher secondary schools	Construction of science laboratories in Government higher secondary schools	Special facilities for girls studying in boys higher secondary schools in rural areas
(1)	(24)	(25)	(26)	(27)	(28)
Agra	24.00	32.00
Aligarh	50.00	50.00	50.00	300.00	65.00
Eta h	5808.00
Mainpuri	343.00
Mathura	1000.00
Agra Division	74.00	7233.00	50.00	300.00	65.00
Jhansi	50.00
Lalitpur	1413.00	248.00	200.00	17.00
Hamirpur	2800.00
Banda	225.00	1086.00	64.00	..	33.00
Jalaun	602.00	500.00	49.00
Jhansi Division	877.00	5799.00	312.00	200.00	99.00
Lucknow	50.00	..	300.00	600.00	..
Rae Bareli	2700.00	42.00	..	98.00
Hardoi	100.00	100.00	177.00	..
Unao	1500.00	50.00	..	17.00
Sitapur	45.00	3258.00	200.00	..	65.00
Kheri	50.00	500.00	22.00	..	17.00
Lucknow Division	145.00	2058.00	714.00	777.00	197.00

(Rs. in '000)

Provision of buses in Government girls higher secondary schools	Strengthening of the offices of the district inspector of schools	Development of scouting and girls guiding scheme at secondary stage	Promotion of sports, youth welfare and other educational activities at secondary stage	Development plan to Sanskrit Pathshahas	Establishment and development of Government district libraries	Non-recurring grant to public libraries	Construction, extension and repair of buildings of Government Sanskrit Pathshahas	Extension of rural functional literacy scheme with State resources	Total (Col. 2 to 37)
(29)	(30)	(31)	(32)	(33)	(34)	(35)	(36)	(37)	(38)
158.00	22.50	..	50.00	1389.00	5456.00
..	50.00	5.00	14.00	50.00	150.00	10.00	..	1389.00	6092.50
..	..	2.00	15.50	7.00	400.00	5.00	..	1389.00	10883.00
118.00	..	4.00	14.00	..	150.00	24.00	2971.50
..	..	8.00	15.50	15.00	50.00	1389.00	3887.00
276.00	50.00	19.00	81.50	72.00	800.00	39.00	..	5556.00	29290.00
138.00	..	4.00	22.50	15.00	50.00	10.00	2377.00
..	15.00	4.00	15.00	15.00	400.00	5.00	4814.50
..	..	2.00	15.00	..	400.00	1389.00	9158.00
148.00	75.00	6.00	15.50	62.00	50.00	26.00	..	1389.00	8072.00
..	..	4.00	13.50	..	150.00	1389.00	6863.00
286.00	90.00	20.00	81.50	92.00	1050.00	41.00	..	4167.00	31285.00
..	..	4.00	16.50	..	400.00	120.00	..	1389.00	7390.00
..	..	2.00	15.00	..	400.00	7463.50
..	100.00	12.00	13.50	31.00	400.00	25.00	..	1389.00	9379.00
..	38.00	4.00	13.50	4.00	50.00	15.00	..	1389.00	8400.00
..	..	4.00	13.50	..	400.00	24.00	..	1389.00	9774.00
..	25.00	4.00	14.00	..	400.00	2.00	..	1389.00	8919.50
..	163.00	30.00	86.00	35.00	2050.00	186.00	..	6945.00	51326.00

Sub-Sector of Development : 221—EDUCATION

Major Head of Development : 221.2202—General Education—(Contd.),

District	Reserve fund for petty and small works	Construction, extension, electrification and special repair of buildings of Government higher secondary schools	Opening of additional sections and introduction of new subjects in Government higher secondary schools	Construction of science laboratories in Government higher secondary school	Special facilities for girls studying in boys higher secondary schools in rural areas
(1)	(24)	(25)	(26)	(27)	(28)
Bareilly	..	1000.00
Budaun	..	300.00	28.00	..	33.00
Pilibhit	..	607.00	..	400.00	33.00
Shahjahanpur	..	981.00
Bareilly Division	..	2888.00	28.00	400.00	66.00
Meerut	..	10.00	49.00
Ghaziabad	33.00
Bulandshahr	..	400.00	59.00
Saharanpur	..	200.00	33.00
Muzaffarnagar	33.00
Meerut Division	..	10.00	600.00	59.00	148.00
Moradabad	..	160.00	485.00	44.00	720.00
Rampur	2345.00	..	414.00
Bijnor	..	100.00	200.00	320.00	100.00
Moradabad Division	..	260.00	3030.00	364.00	1234.00
Varanasi	3034.00	150.00	..
Ghazipur	500.00	250.00	..
Ballia	..	100.00	2018.00	65.00	395.00
Jaunpur	..	444.00	130.00
Mirzapur	..	100.00	1000.00	342.00	60.00
Varanasi Division	..	644.00	6552.00	807.00	455.00

(Rs in '000)

Provision of buses in Government girls higher secondary schools	Strengthening of the offices of the district inspector of schools	Development of scouting and girls guiding scheme at secondary stage	Promotion of sports, youth welfare and other educational activities at secondary stage	Development grant to Sanskrit Pathshalas	Establishment and development of Government district libraries	Non recurring grant to public libraries	Construction, extension and repair of buildings of Government Sanskrit Pathshalas	Extension of rural functional literacy scheme with State resources	Total (Cols. 2 to 37)
(29)	(30)	(31)	(32)	(33)	(34)	(35)	(36)	(37)	(38)
15.00	10.00	15.50	3.00	50.00	10.00	1389.00	6147.00	
50.00	22.00	15.00	..	400.00	24.00	..	1389.00	6767.50	
..	4.00	15.50	..	400.00	20.00	..	1389.00	4877.00	
20.00	8.00	15.50	4.00	400.00	1.00	3515.00	
85.00	44.00	59.50	7.00	1250.00	55.00	..	4167.00	21306.50	
..	4.00	10.00	..	50.00	3791.50	
..	4.00	10.00	..	50.00	4.00	2958.50	
..	..	14.00	..	150.00	389.00	6850.50	
50.00	2.00	13.50	..	400.00	13.00	5411.00	
60.00	4.00	14.00	..	400.00	20.00	..	1389.00	9370.50	
110.00	14.00	61.50	..	1050.00	37.00	..	2778.00	28382.00	
..	4.00	20.00	5.00	200.00	8.00	1389.00	7954.50	
135.00	32.00	2.00	17.00	150.00	24.00	..	6044.50	
..	12.00	4.00	13.50	400.00	25.00	..	7566.00	
135.00	44.00	10.00	50.50	5.00	750.00	57.00	..	1389.00	21565.00
138.00	9.00	4.00	17.50	..	50.00	40.00	200.00	..	9261.00
..	30.00	10.00	15.00	..	400.00	1389.00	7707.50
118.00	25.00	5.00	13.50	44.00	300.00	25.00	..	1163.00	9004.00
138.00	40.00	6.00	13.50	31.00	400.00	150.00	200.00	..	9419.00
..	96.00	12.00	13.50	..	150.00	8.00	1389.00	6234.00
394.00	200.00	37.00	73.00	75.00	1300.00	223.00	400.00	3941.00	41625.50

*Sub-Sector of Development : 221—EDUCATION**Major Head of Development : 221,2202—General Education—(Concl'd.)*

Districts	Reserve fund for petty and small works	Construction, extension, electrification and special repair of buildings of Government higher secondary schools	Opening of additional sections and introduction of new subjects in Government higher secondary schools	Construction of science laboratories in Government higher secondary schools	Special facilities for girls studying in boys higher secondary schools in rural areas
(1)	(24)	(25)	(26)	(27)	(28)
Gorakhpur	60.00	900.00	150.00	..	130.00
Basti	500.00	105.00	..	65.00
Deoria	200.00	65.00
Azamgarh	350.00	400.00	100.00	..	65.00
Gorakhpur Division	410.00	2000.00	355.00	..	325.00
Allahabad	75.00
Fatehpur	1000.00	250.00	296.00	98.00
Pratapgarh	1000.00	33.00
Allahabad Division	2000.00	325.00	296.00	131.00
Kanpur (Nagar)	500.00	33.00
Kanpur (Dehat)	1000.00	49.00
Farrukhabad	1000.00	300.00	121.00	163.00
Etawah	100.00
Kanpur Division	1600.00	300.00	1121.00	245.00
Faizabad	252.00	..	65.00
Sultanpur	19.00	5000.00	82.00
Gonda	1290.00	90.00	216.00	33.00
Bara Banki	2000.00	280.00	100.00	33.00
Bahraich	720.00
Faizabad Division	19.00	9010.00	622.00	316.00	213.00
GRAND TOTAL (PLAINS)	2439.00	48770.00	3936.00	5059.00	1996.00

(Rs. in '000)

Provision of buses in Government girls higher secondary schools	Strengthening of the offices of the district inspector of schools	Development of scouting and girls guiding scheme at secondary stage	Promotion of sports, youth welfare and other educational activities at secondary stage	Development grant to Sanskrit Pathshalas	Establishment and development of Government district libraries	Non-recurring grant to public libraries	Construction, extension and repair of buildings of Government Sanskrit Pathshalas	Extension of rural functional literacy scheme with State resources	Total (Col. 2 to 37)
(29)	(30)	(31)	(32)	(33)	(34)	(35)	(36)	(37)	(38)
258.00	80.00	4.00	17.50	31.00	50.00	70.00	..	1389.00	10455.00
..	28.00	4.00	13.50	15.00	50.00	10.00	..	1389.00	9682.00
118.00	20.00	8.00	13.50	33.00	150.00	24.00	7131.00
138.00	70.00	4.00	16.00	8.00	50.00	26.00	..	1389.00	11580.50
514.00	198.00	20.00	60.50	87.00	300.00	130.00	..	4167.00	38848.50
..	145.00	..	18.00	..	400.00	15.00	..	1389.00	8753.50
..	50.00	10.00	15.50	..	400.00	1389.00	5874.00
..	..	4.00	13.50	..	400.00	7344.00
..	195.00	14.00	47.00	..	1200.00	15.00	..	2778.00	21971.50
28.00	50.00	1.00	13.50	..	50.00	35.00	3610.00
138.00	20.00	4.00	13.50	..	400.00	8.00	..	1389.00	10387.00
118.00	100.00	20.00	15.00	..	400.00	20.00	..	1389.00	9218.50
..	10.00	..	150.00	4538.50
284.00	170.00	25.00	52.00	..	1000.00	63.00	..	2778.00	27754.00
..	..	4.00	15.00	155.00	400.00	3.00	..	1389.00	6771.50
..	100.00	10.00	25.00	31.00	50.00	8.00	..	2778.00	13484.50
..	30.00	6.00	13.50	..	400.00	10.00	..	1389.00	8782.00
118.00	25.00	8.00	13.50	..	50.00	20.00	..	1389.00	8889.00
138.00	..	2.00	15.50	..	150.00	1389.00	6370.00
256.00	155.00	30.00	82.50	186.00	1050.00	41.00	..	8334.00	44297.00
2145.00	1460.00	263.00	735.50	559.00	11800.00	887.00	400.00	47000.00	357651.00

*Sub-Sector of Development: 221—EDUCATION**Major Head of Development: 221. 2203—Technical Education*

Districts	Establishment of Polytechnics, construction of buildings and staff quarters	Grant-in-aid to aided institutions
(1)	(2)	(3)
Agra
Aligarh	300.00
Etah	2600.00	..
Mainpuri	2150.00	..
Mathura
Agra Division	4750.00	300.00
Jhansi
Lalitpur	1210.00	..
Hamirpur	2370.00	..
Banda	3585.00	..
Jalaun	1460.00	..
Jhansi Division	8625.00	..
Lucknow	2460.00	..
Rae Bareli	1511.00
Hardoi	4500.00	..
Unnao	1025.00	..
Sitapur	500.00
Kheri	1265.00	..
Lucknow Division	9250.00	2011.00
Bareilly	300.00	..
Badaun	1600.00	..
Pilibhit	1591.00	..
Shahjahanpur	1815.00	..
Bareilly Division	5306.00	..
Meerut	370.00
Ghaziabad	3465.00	..
Bulandshahar	644.00	600.00
Saharanpur	1000.00
Muzaffarnagar	1000.00
Meerut Division	4109.00	2970.00

(Rs. in '000)

Strengthening of polytechnics			Expansion of Polytechnics				Total (Col. 2 to 10)
Renovation of equipments	Modernisation of equipments	Strengthening of libraries	Amenities to students	Qualitative improvement	Recurring Expend- iture	Mainte- nance staff	(11)
(4)	(5)	(6)	(7)	(8)	(9)	(10)	(11)
..
..	300.00
..	..	15.00	380.00	5.00	3000.00
..	..	15.00	330.00	5.00	2500.00
..
..	..	30.00	710.00	10.00	5800.00
25.00	30.00	15.00	..	100.00	..	5.00	175.00
..	395.00	5.00	1610.00
..	..	25.00	5.00	2400.00
..	..	15.00	395.00	5.00	4000.00
..	..	15.00	580.00	5.00	2060.00
25.00	30.00	70.00	..	100.00	1370.00	25.00	10245.00
..	..	15.00	..	20.00	..	5.00	2500.00
..	1511.00
..	..	15.00	480.00	5.00	5000.00
..	..	15.00	455.00	5.00	1500.00
..	500.00
..	..	15.00	301.00	5.00	1586.00
..	..	60.00	..	20.00	1236.00	20.00	12597.00
40.00	350.00	25.00	..	120.00	..	5.00	840.00
..	..	15.00	480.00	5.00	2100.00
..	1591.000
..	..	15.00	..	20.00	195.00	5.00	1950.00
40.00	350.00	55.00	..	140.00	575.00	15.00	6481.00
..	370.00
..	..	15.00	..	120.00	95.00	5.00	3700.00
60.00	..	25.00	..	100.00	..	5.00	1434.00
..	1000.00
..	1000.00
60.00	..	40.00	..	220.00	95.00	10.00	7504.00

Sub-Sector of Development: 221— EDUCATION

Major Head of Development—221. 2203—Technical Education— (Concl'd.)

Districts	Establishment of Polytechnics, in aid to construction of buildings and staff quarters	Grant- in aid to aided Institutions
(1)	(2)	(3)
Moradabad
Rampur	2932.00	..
Bijnor	160.00	..
Moradabad Division	3092.00	..
Varanasi	..	619.00
Ghazipur	935.00	..
Ballia	..	370.00
Jaunpur	1362.00	..
Mirzapur
Varanasi Division	2297.00	989.00
Gorakhpur	..	1033.00
Basti	19.00	..
Deoria	1500.00	..
Azamgarh
Gorakhpur Division	1698.00	1033.00
Allahabad	..	2700.00
Fatehpur	1600.00	..
Pratapgarh	2800.00	..
Allahabad Division	4400.00	2700.00
Kanpur (Nagar)	778.00	..
Kanpur (Dehat)	3900.00	..
Farrukhabad	3600.00	..
Etawah	2460.00	..
Kanpur Division	10738.00	..
Faizabad
Sultanpur	915.00	..
Gonda	1623.00	..
Barabanki	1140.00	..
Bahraich	2300.00	..
Faizabad Division	5978.00	..
GRAND TOTAL (PLAINS)	60243.00	10003.00

(Rs in '000)

Strengthening of poly-technics		Expansion of polytechnics					Total (Col.to 10)
Renovation of equipments	Modernisation of equipments	Strengthening of libraries	Amenities to Students	Qualitative improve- ment	Recurring Expendi- ture	Mainte- nance staff	
4	5	6	7	8	9	10	11
70.00	..	25.00	5.00	100.00
..	..	15.00	480.00	5.00	3432.00
..	..	15.00	..	20.00	..	5.00	200.00
70.00	..	55.00	..	20.00	480.00	15.00	3732.00
..	619.00
..	..	15.00	45.00	5.00	1000.00
..	370.00
..	..	15.00	380.00	5.00	1762.00
65.00	225.00	25.00	5.00	320.00
65.00	225.00	55.00	425.00	15.00	4071.00
65.00	462.00	15.00	..	20.00	..	5.00	1600.00
..	100.00	12.00	5.00	315.30
..	..	15.00	580.00	5.00	2100.00
65.00	215.00	15.00	5.00	300.00
130.00	777.00	57.00	..	20.00	580.00	20.00	4315.00
..	2700.00
..	..	15.00	580.00	5.00	2200.00
..	..	15.00	580.00	5.00	3400.00
..	..	30.00	1160.00	10.00	18300.00
25.00	..	15.00	..	320.00	45.00	5.00	1188.00
..	95.00	5.00	4000.00
..	395.00	5.00	4000.00
..	..	15.00	..	20.00	..	5.00	2500.00
25.00	..	30.00	..	340.00	535.00	20.00	11688.00
25.00	..	15.00	463.00	5.00	508.00
..	..	15.00	..	20.00	45.00	5.00	1000.00
..	..	15.00	..	100.00	..	5.00	1743.00
..	..	15.00	142.00	5.00	1302.00
..	..	15.00	480.00	5.00	2800.00
25.00	..	75.00	463.00	120.00	667.00	25.00	7353.00
440.00	1382.00	557.00	463.00	980.00	8493.00	185.00	27081.00

Sub-Sector of Development : 221 : EDUCATION

Major Head of Development : 22 : Sports and Youth Services (Concl'd)

Pradeshik									
Districts	Strengthening of Volunteers (training and dress)	Incentive to Yuwak and Mahila Mangal Dal	Seminar/Workshop of Yuwak Mangal Dal Block/District Level	Expenditure on Social Services, Protection, Mela's, Exhibition and Pilgrimage	Miscellaneous Expenditure	Professional Employment to Rural Youth	Organisation of rural sports at Block, District levels	Setting up of Gymnasium in rural areas	Shramdan
(1)	(2)	(3)	(4)	(5)	(6)	(7)	(8)	(9)	(10)
Agra	.. 148.10	250.00..	21.30	24.20	55.00	..	49.00	86.40	..
Aligarh	.. 200.00	95.00	14.00	336.00	25.00	..	36.00	121.00	..
Etah	.. 240.00	125.00	30.00	50.00	15.50	..	25.00
Mainpuri	.. 100.00	195.00	10.00	20.00	37.00	46.00	20.00	8.00	..
Mathura	.. 191.70	227.20	12.00	45.00	42.65	..	35.90	177.20	..
Agra Division	.. 879.80	892.20	87.30	475.20	175.15	46.00	165.90	392.60	..
Jhansi	.. 112.00	284.00	18.00	12.00	73.20	..	39.00	110.00	10.00
Lalitpur	.. 55.00	190.00	12.00	7.00	23.00	10.00	25.00	150.00	5.00
Hamirpur	.. 121.60	202.20	14.60	33.50	100.00	45.00	40.60	150.00	..
Banda	.. 175.10	279.00	19.50	65.15	80.00	52.00	36.40	212.00	13.00
Jalaun	.. 60.00	221.00	13.00	45.00	77.00	..	43.00	10.00	..
Jhansi Division	.. 523.70	1176.20	77.10	162.65	353.20	107.00	184.00	632.00	28.00
Lucknow	.. 139.00	87.00	5.00	50.00	60.00	10.00	12.00	110.00	..
Rae Bareli	.. 323.00	400.00	20.00	70.00	110.00	..	70.00	230.00	20.00
Hardoi	.. 282.70	204.40	15.20	234.50	95.00	..	19.00	96.20	10.00
Unnao	.. 57.40	135.00	6.00	17.20	51.00	..	26.00	14.40	..
Sitapur	.. 327.10	405.00	22.80	236.50	70.00	..	52.50	48.80	..
Kheri	.. 85.00	250.00	75.00	40.00	75.00	..	40.00	10.00	..
Lucknow Division	.. 1214.20	1481.40	144.00	648.20	461.00	10.00	219.50	509.40	30.00
Bareilly	.. 69.50	55.00	12.00	4.60	225.00	36.00	35.00	14.40	8.00
Badaun	.. 116.20	182.00	15.00	60.00	39.20	..	26.00	146.00	..
Pilibhit	.. 76.80	390.00	7.00	..	76.00	..	17.50	7.20	..
Shahjahanpur	.. 154.00	428.00	14.00	20.00	40.00	..	35.00	77.00	..
Bareilly Division	.. 416.50	1055.00	48.00	84.60	380.20	36.00	113.50	244.60	8.00
Meerut	.. 350.00	188.40	56.60	340.00	100.00	..	71.00	170.60	..
Ghaziabad	.. 382.00	147.00	8.00	110.00	60.00	..	35.00	160.00	15.00
Bulandshahar	.. 224.10	280.00	14.60	10.00	30.00	50.00	45.90	230.00	30.00
Saharanpur	.. 65.00	428.00	25.00	32.00	72.00	..	42.00	132.20	..
Muzaffarnagar	.. 122.60	160.00	16.80	758.00	103.20	..	35.00	100.00	25.00
Meerut Division	.. 1103.70	1203.40	120.40	1340.00	365.20	50.00	228.90	792.80	70.00

(Rs. in 000)

Vikas Dal							Sports					
Training of youths in swimming	Strengthening of district office	Vivekanand Youth Award to best Yuwak Mangal dal	Adventure Programme	Cultural Programme	Scouting and Guiding	Total (Col. 2 to 16)	Development of Sport Centres in rural areas	Purchase of sports equipment and materials	Organisation of different tournaments	Construction of sports structures	Total (Col. 2 to 5)	
(11)	(12)	(13)	(14)	(15)	(16)	(17)	(2)	(3)	(4)	(5)	(6)	
..	..	6.00	5.00	5.00	..	650.00	3.20	50.00	45.00	1600.00	1658.20	
..	..	6.00	5.00	5.00	..	843.00	3.20	30.00	20.00	800.00	853.20	
..	50.00	6.50	5.00	547.00	3.20	30.00	30.00	..	63.20	
..	10.00	14.00	2.00	2.00	..	464.00	3.20	30.00	20.00	1200.00	1253.00	
..	22.00	12.00	5.00	5.00	10.00	785.65	3.20	..	10.00	1000.00	1013.20	
..	82.00	44.50	22.00	17.00	10.00	3289.65	16.00	140.00	125.00	4600.00	4881.00	
5.00	..	11.00	3.00	7.00	..	684.20	3.20	40.00	50.00	1200.00	1293.20	
5.00	..	12.00	10.00	20.00	10.00	534.00	3.20	30.00	30.00	636.00	699.20	
..	..	12.00	18.00	22.00	..	759.50	3.20	30.00	20.00	1200.00	1253.20	
10.00	..	12.00	12.00	20.00	..	986.15	3.20	30.00	40.00	1500.00	1573.20	
..	..	13.00	..	10.00	..	492.00	3.20	30.00	20.00	55.00	108.20	
20.00	..	60.00	43.00	79.00	10.00	3455.80	16.00	160.00	160.00	4591.00	4927.00	
5.00	..	12.00	5.00	5.00	..	500.00	3.20	80.00	50.00	300.00	433.20	
..	..	12.00	12.00	5.00	..	1272.00	3.20	30.00	40.00	200.00	273.20	
..	..	13.00	5.00	25.00	..	1000.00	3.20	30.00	15.00	..	43.20	
..	..	12.00	5.00	15.00	..	339.00	3.20	30.00	20.00	125.00	178.20	
..	..	13.00	5.00	5.00	..	1185.70	3.20	30.00	20.00	1600.00	1653.20	
5.00	..	6.00	6.00	6.00	..	598.00	3.20	30.00	10.00	1000.00	1043.20	
10.00	..	68.00	38.00	61.00	..	4894.70	19.20	230.00	155.00	3225.00	3629.20	
..	..	13.00	5.00	5.00	..	482.50	3.20	50.00	40.00	1500.00	1593.20	
..	..	13.00	5.00	5.00	18.60	626.00	3.20	30.00	20.00	..	53.20	
..	..	12.00	5.00	9.80	..	601.30	3.20	30.00	20.00	600.00	653.20	
..	..	12.00	10.00	10.00	..	800.00	3.20	..	10.00	..	13.20	
..	..	50.00	25.00	29.80	18.60	2509.80	12.80	110.00	90.00	2100.00	2312.80	
..	..	12.00	23.00	24.00	..	1335.00	3.20	60.00	50.00	..	113.20	
..	..	6.00	20.00	5.00	9.00	957.00	3.20	30.00	30.00	..	63.20	
..	..	11.00	5.00	10.00	8.20	1038.80	3.20	30.00	25.00	..	58.20	
..	..	15.00	5.00	5.00	12.00	833.20	3.20	30.00	30.00	..	63.20	
10.00	..	13.00	33.00	35.00	..	1412.20	3.20	30.00	20.00	800.00	853.20	
10.00	..	57.00	86.00	79.00	29.20	5576.20	16.00	180.00	155.00	800.00	1151.00	

Sub-Sector of Development: 221 — EDUCATION

Major Head of Development: 22 — Sports and Youth Services—(Concl'd)

										Pradeshik
Districts		Strengthening of Volunteers (training and dress)	Incentive to Yuwak and Mahila Mangaldal	Seminar / Workshop of Yuwak Mangaldal Block/District Level	Expenditure on Social Services, Protection, Mela's Exhibition and Pilgrimage	Miscellaneous Expenditure	Professional Employment to Rural Youths	Organisation of rural sports at Block/District levels	Setting up of Gymnasium in rural areas	Shramdan
(1)		(2)	(3)	(4)	(5)	(6)	(7)	(8)	(9)	(10)
Moradabad	..	360.00	227.00	19.00	400.00	10.00	10.00	45.00	90.00	10.00
Rampur	..	79.00	160.80	6.00	37.55	87.00	20.00	20.00	18.00	5.00
Bijnor	..	152.50	218.80	15.00	50.00	70.00	10.00	25.00	139.40	..
Moradabad Division		591.50	606.60	40.00	482.55	167.00	40.00	90.00	247.40	15.00
Varanai	..	180.00	205.20	22.00	45.00	38.80	..	55.00	7.20	44.00
Ghazipur	..	176.00	270.00	21.00	40.00	40.00	55.00	30.00	300.00	..
Ballia	..	70.00	280.00	10.00	20.00	70.00	..	50.00	10.00	..
Jaunpur	..	150.00	240.00	26.00	..	50.00	32.00	35.00	10.00	..
Mirzapur	..	200.00	271.00	20.00	55.00	90.00	..	50.00	185.00	40.00
Varanasi Division		776.00	1266.20	99.00	160.00	288.80	87.00	220.00	512.20	84.00
Gorakhpur	..	300.00	100.00	20.00	788.00	50.00	20.00	25.00	150.00	20.00
Basti	..	510.00	480.00	48.00	10.00	50.00	..	70.00	100.00	20.00
Deoria	..	195.00	308.00	40.80	67.00	104.00	54.00	72.40	27.20	..
Azamgarh	..	754.00	444.00	29.00	208.00	84.00	..	72.00	482.00	..
Gorakhpur Division		1759.00	1332.00	137.80	1163.00	288.00	74.00	239.40	759.20	40.00
Allahabad	..	150.00	181.00	28.00	40.00	118.00	..	70.00	30.00	40.00
Fatehpur	..	43.50	109.00	12.00	5.00	97.00	14.00	41.00	28.00	16.00
Pratapgarh	..	186.00	232.20	15.00	125.00	50.00	..	37.50	232.20	..
Allahabad Division		379.50	522.20	55.00	170.00	265.00	14.00	148.50	290.20	56.00
Kanpur (Nagar)	..	77.50	103.20	6.00	15.00	57.80	18.00	20.50	200.00	15.00
Kanpur (Dehat)	..	258.30	441.20	32.00	14.90	66.20	45.00	73.70	200.00	25.00
Farrukhabad	..	270.00	98.40	14.00	150.00	45.10	..	35.20	45.20	40.00
Etawah	..	108.60	184.30	11.40	5.00	30.00	..	41.00	140.00	..
Kanpur Division		714.40	827.10	63.40	184.90	199.10	63.00	170.40	585.20	80.00
Faizabad	..	310.00	195.00	20.00	105.00	40.00	..	35.00	100.00	..
Sultanpur	..	188.60	266.00	100.00	100.00	70.00	50.00	100.00	430.00	..
Gonda	..	402.38	400.20	22.00	200.00	150.00	..	65.50
Bara Banki	..	264.20	277.60	16.00	200.00	77.00	..	40.00	132.90	..
Bahraich	..	419.00	200.00	19.00	462.00	50.00	25.00	47.50	150.00	25.00
Faizabad Division		1614.18	1338.80	177.00	1067.00	387.00	75.00	288.00	812.90	25.00
GRAND TOTAL (PLAINS)		10012.48	11701.10	1049.00	5943.10	3329.65	602.00	2068.10	5778.50	436.00

Vikas Dal							Sports					
Training of youths in Swimming	Strengthening of disrriet office	Vivekanand Youth Award to best Yuwak Mangal dal	Adventure Programme	Programme	Cultural Scouting and Guiding	Total (Col. 2 to 16)	Development of Sport Centres in rural areas	Purchase of sports equipments and materials	Organisation of different tournaments	Construction of sports structures	Total (Col. 2 to 5)	
(11)	(12)	(13)	(14)	(15)	(16)	(17)	(2)	(3)	(4)	(5)	(6)	
15.00	56.00	13.00	10.00	19.00	..	1284.00	3.20	40.00	40.00	1-00.00	1483.20	
3.00	..	6.00	5.00	3.00	..	450.35	3.20	30.00	20.00	150.00	203.20	
..	..	12.00	5.00	5.00	..	5702.70	3.20	30.00	40.00	260.00	333.20	
18.00	56.00	31.00	20.00	27.00	..	2437.05	9.60	100.00	100.00	1810.00	2019.60	
15.00	..	12.00	5.00	10.00	28.00	667.20	3.20	50.00	50.00	2920.00	3023.20	
..	..	6.00	5.00	5.00	..	948.00	3.20	30.00	40.00	..	73.20	
..	..	6.00	5.00	5.00	..	526.00	3.20	30.00	20.00	1000.00	1053.20	
..	..	6.00	5.00	5.00	..	559.00	3.20	30.00	20.00	..	53.20	
20.00	..	13.00	5.00	10.00	186.00	1145.00	3.20	30.00	20.00	1000.00	1053.20	
35.00	..	43.00	25.00	35.00	214.00	3845.20	16.00	170.00	150.00	4920.00	5256.00	
5.00	..	12.00	5.00	5.00	..	1500.00	3.20	50.00	40.00	220.00	313.20	
10.00	..	12.00	13.00	13.00	..	1426.00	3.20	30.00	30.00	650.00	713.20	
..	35.60	6.00	2.00	..	50.00	9.2.00	3.20	30.00	25.00	510.00	568.20	
..	..	12.00	8.00	11.00	..	2104.00	3.20	30.00	20.00	..	53.20	
15.00	35.60	42.00	28.00	29.00	50.00	5992.00	12.80	140.00	115.00	1380.00	1647.80	
..	..	13.00	10.00	10.00	..	690.00	3.20	50.00	100.00	1000.00	1153.20	
..	..	6.00	14.00	16.00	..	401.50	3.20	30.00	20.00	500.00	553.20	
..	51.60	12.00	5.00	5.00	..	951.50	3.20	30.00	22.00	..	55.20	
..	51.60	31.00	29.00	31.00	..	2043.00	9.60	110.00	142.00	1500.00	1761.60	
10.00	..	13.00	12.00	9.00	..	557.00	3.20	40.00	30.00	1200.00	1273.20	
10.80	..	12.00	30.00	31.00	..	1240.10	3.20	..	5.00	..	8.20	
15.00	42.00	6.00	10.00	14.00	..	784.90	3.20	30.00	50.00	..	63.20	
..	..	12.00	2.50	2.50	..	537.30	3.20	10.00	10.00	..	23.20	
35.80	42.00	43.00	54.50	56.50	..	3119.30	12.80	80.00	75.00	1200.00	1367.80	
..	..	7.00	16.00	10.00	..	838.00	3.20	40.00	42.00	1000.00	1085.20	
..	..	13.40	20.00	25.00	..	1363.00	3.20	30.00	25.00	..	58.20	
..	..	13.00	72.42	1325.50	3.20	30.00	26.00	1000.00	1059.20	
..	..	12.00	7.00	5.00	..	1031.70	3.20	30.00	21.00	1000.00	1054.20	
10.00	..	12.00	20.00	20.00	50.00	1539.50	3.20	30.00	30.00	..	63.20	
10.00	..	57.40	135.42	60.00	50.00	6097.70	16.00	160.00	144.00	3000.00	3320.00	
153.80	267.20	526.90	506.52	504.30	381.80	43260.45	156.80	1580.00	1411.00	29126.00	32273.80	

Sub-Sector of Development: 222—MEDICAL AND PUBLIC HEALTH
Major Head of Development: 222.2210—Medical and Public Health

Districts	Construction of Health Sub-Centres	Construction of primary health centres	Establishment of new primary health centres	Renovation, expansion, electrification and water supply in existing primary health centres	Establishment of community health centres	Full nursing scheme	Construction of nurses home	Increase in bed strength in the existing hospitals and dispensaries and commissioning of newly constructed hospitals/dispensaries
(1)	(2)	(3)	(4)	(5)	(6)	(7)	(8)	(9)
Agra	1968.00	240.00	1728.00	..	1552.00	..	1000.00	..
Aligarh	1150.00	2060.00	2000.00	400.00	2400.00	48.00	..	120.00
Etah	600.00	460.00	1202.00	..	1000.00	..	0.00	..
Mainpuri	448.00	360.00	1394.00	..	3448.00	40.00
Mathura	780.00	396.00	1600.00	800.00	1100.00
Agra Division	4946.00	3516.00	7924.00	1200.00	9500.00	88.00	1000.00	120.00
Jhansi	..	680.00	1178.00	..	1252.00
Lalitpur	1736.00	500.00	915.00	..	796.00	80.00
Hamirpur	1060.00	1850.00	2090.00	400.00	1804.00	1251.00
Banda	600.00	1180.00	2708.00	..	2500.00	100.00	300.00	..
Jalaun	800.00	500.00	1673.00	..	2631.00	..	400.00	1000.00
Jhansi Division	4196.00	4710.00	8564.00	400.00	8983.00	100.00	700.00	2331.00
Lucknow	500.00	1096.00	1022.00	..	2224.00
Rae-Bareilly	600.00	825.00	1400.00	..	737.00
Hardoi	652.00	1851.00	2295.00	..	625.00	..	400.00	..
Unnao	565.00	100.00	1714.00	..	1070.00	..	1600.00	..
Sitapur	1015.00	1040.00	1000.00	..	3000.00	..	466.00	..
Kheri	412.00	850.00	1942.00	..	3300.00
Lucknow Division	3744.00	5762.00	9373.00	..	10956.00	..	2466.00	..
Bareilly	1000.00	1801.60	2080.00	..	2700.00	20.00	600.00	335.00
Badaun	400.00	355.00	1832.00	..	1500.00	50.00
Pilibhit	300.00	800.00	700.00	..	1200.00	891.00
Shahjahanpur	..	2207.00	1392.00	..	1615.70
Bareilly Division	1700.00	5163.60	6004.00	..	7015.70	20.00	600.00	1276.00

(Rs. in '000)

Rural male and female dispensaries	Equipments and other essential inputs in hospitals/dispensaries					Specialities in			
	Diesel Generator	Ambulance	Construction of mortuaries	STD clinics	Expansion, renovation, electrification, water supply in urban hospitals/dispensaries	Child Clinics	Dental Clinics	Radiology	ENT.
(10)	(11)	(12)	(13)	(14)	(15)	(16)	(17)	(18)	(19)
200.00	236.00	60.00	50.00
140.00	23.00	60.00
200.00	177.50	60.00
..	20.00	70.00
140.00	..	20.00	100.00	70.00
680.00	456.50	20.00	100.00	..	60.00	120.00	190.00
..
..	20.00
..	..	20.00	..	60.00	9.00	60.00	60.00	60.00	..
375.00	24.00	30.00	30.00
120.00	212.00	60.00
495.00	256.00	50.00	..	60.00	9.00	120.00	90.00	60.00	..
200.00	10.00	50.00
..	12.00	60.00	50.00	60.00	..
175.00	50.00	600.00	..	150.00	60.00	..
125.00	40.00	150.00	60.00	130.00
..
..	247.00	1050.00	..	50.00
500.00	359.00	150.00	1650.00	120.00	430.00	120.00	..
120.00	230.00	20.00	10.00	..	90.00	60.00	..
275.00	300.00	60.00	..	60.00	80.00
..
..	96.50	20.00	180.00	50.00	..	50.00
395.00	626.50	40.00	..	60.00	10.00	240.00	220.00	60.00	50.00

Sub-Sector of Development: 222. MEDICAL AND PUBLIC HEALTH

Major Head of Development: 222.2210—Medical and Public Health—(Contd.)

Districts	Construction of Health Sub-Centres	Construction of primary health centres	Establishment of new Primary Health Centres	Renovation, expansion, electrification and water supply in existing primary health centres	Establishment of community health Centres	Full nursing scheme	Construction of nurses homes	Increase in bed strength in the existing hospitals and dispensaries and commissioning of newly constructed hospitals/dispensaries
(1)	(2)	(3)	(4)	(5)	(6)	(7)	(8)	(9)
Meerut ..	1100.00	2438.00	1894.00	..	1850.00
Ghaziabad ..	700.00	1300.00	1445.00	..	2400.00	50.00
Bulandshahr	550.00	2312.00	..	4790.00	..	1000.00	260.00
Saharanpur ..	500.00	430.00	2265.00	..	3568.00	545.00
Muzaffarnagar	100.00	1400.00	..	2462.00
Meerut Division	2400.00	4818.00	9316.00	..	15069.00	50.00	1000.00	805.00
Moradabad ..	836.00	350.00	2907.00	..	1825.00	100.00
Rampur ..	100.00	650.00	975.00	..	2731.50	50.00	800.00	..
Bijnor ..	800.00	100.00	1623.00	..	2800.00	843.00
Moradabad Division	1736.00	1100.00	5505.00	..	7356.00	150.00	800.00	843.00
Varanasi	290.00	3389.00	300.00	2701.00
Ghazipur ..	760.00	1300.00	2000.00	..	1300.00
Ballia ..	449.00	1650.00	1436.00	..	4607.00
Jaunpur	450.00	2910.00	..	4072.00	35.00	300.00	..
Mirzapur ..	734.00	4242.00	2285.00	..	7118.00
Varanasi Division	1943.00	7932.00	12020.00	300.00	19798.00	35.00	300.00	..
Gorakhpur ..	100.00	1000.00	4816.00	150.00	1700.00
Basti ..	800.00	862.00	3672.00	..	4306.00	48.00
Deoria ..	595.00	1066.00	3446.00	..	6879.00	100.00
Azamgarh ..	400.00	200.00	3640.00	..	4015.00	74.00	1400.00	400.00
Gorakhpur Division	1895.00	3128.00	15574.00	150.00	16900.00	122.00	1400.00	500.00

(Rs. in '000)

Rural male and female dispensaries	Equipment and other essential inputs in hospitals/dispensaries					Specialities in			
	Diesel Generator	Ambulance	Construction of mortuaries	STD clinics	Expansion, renovation, electrification, water supply in urban hospitals/dispensaries	Child Clinics	Dental Clinics	Radiology	ENT
(10)	(11)	(12)	(13)	(14)	(15)	(16)	(17)	(18)	(19)
70.00	51.00	30.00	50.00
120.00	50.00	27.00	50.00
..	50.00
..	60.00	20.00	50.00
..	20.00	..	50.00	50.00
190.00	181.00	77.00	100.00	200.00
..	65.00	..	50.00	..	390.00	180.00	55.00	20.00	..
150.00	40.00	120.00	50.00
200.00	21.00	30.00	37.00	60.00	91.00
350.00	126.00	30.00	87.00	60.00	390.00	300.00	196.00	20.00	..
..	60.00
300.00	210.00	60.00
819.00	85.00	20.00	..	80.00	200.00	120.00
120.00	210.00	..	200.00	60.00	..	120.00	44.00	60.00	..
275.00	80.00	..	55.00	60.00	..	120.00	50.00
1514.00	585.00	20.00	255.00	260.00	200.00	360.00	154.00	60.00	..
275.00	10.00	250.00	102.00	90.00
275.00	60.00	20.00	100.00	60.00	15.00	180.00	80.00
60.00	106.00	60.00	..	20.00	80.00
181.00	25.00	60.00	25.00	180.00	115.00	60.00	..
791.00	201.00	20.00	100.00	120.00	290.00	522.00	285.00	80.00	80.00

Sub-Sector of Development : 222—MEDICAL AND PUBLIC HEALTH

Major Head of Development : 222.2210—Medical and Public Health—(Contd.)

Districts	Construction of Health Sub-Centres	Construction of primary health centres	Establishment of new primary health centres	Renovation, expansion, electrification and water supply in existing primary health centres	Establishment of community Health centres	Full nursing scheme	Construction of nurses home	Increase in bed strength in the existing hospitals and dispensaries and commissioning of newly constructed hospitals/dispensaries
(1)	(2)	(3)	(4)	(5)	(6)	(7)	(8)	(9)
Allahabad	1000.00	3850.00	2500.00	..	6640.00
Fatehpur	450.00	500.00	900.00	100.00	1224.00	..	326.00	..
Pratapgarh	753.00	500.00	1760.00	200.00	3500.00	485.00
Allahabad Division	2203.00	4850.00	5160.00	300.00	11364.00	..	326.00	485.00
Kanpur (Nagar)	476.00	1261.00	320.00	..	735.00
Kanpur (Dehat)	1515.00	715.00	1820.00	..	3531.00
Farrukhabad	400.00	300.00	1920.00	350.00	2780.00	35.00
Etawah	192.00	750.00	1890.00	300.00	3500.00
Kanpur Division	2583.00	3026.00	5950.00	650.00	10546.00	35.00
Faizabad	282.00	224.00	4060.00	..	3665.00	..	1000.00	..
Sultanpur	1800.00	5000.00	2070.00	..	5400.00	200.00
Gonda	700.00	1400.00	3290.00	..	2766.00	100.00
Barabanki	672.00	260.00	2030.00	..	1850.00	..	1000.00	..
Bahraich	1800.00	1745.00	1600.0	..	4036.00	740.00
Faizabad Division	5254.00	8629.00	13050.00	..	17717.00	..	2000.00	1040.00
GRAND TOTAL (PLAINS)	32600.00	52634.60	98440.00	3000.00	135205.20	600.00	10592.00	7400.00

(Rs. in '000)

Rural male and female dispensaries	Equipment and other essential inputs in hospitals dispensaries					Specialities in			
	Diesel Generator	Ambulance	Construction of mortuaries	STD clinics	Expansion, renovation, electrification, water supply etc. in urban hospitals/dispensaries	Child Clinic	Dental Clinic	Radiology	ENT
(10)	(11)	(12)	(13)	(14)	(15)	(16)	(17)	(18)	(19)
..	900.00	180.00	150.00
..	158.00	70.00
200.00	102.00	..	150.00	60.00	30.00	..	85.00
200.00	260.00	..	150.00	60.00	930.00	180.00	305.00
..	20.00	20.00	310.00	120.00	50.00
..	110.00	20.00	300.00	200.00
..	60.00	240.00	88.00
..	20.00	90.00	130.00	90.00
..	210.00	40.00	300.00	..	400.00	490.00	428.00
..	20.00	60.00	80.00
330.00	50.00	60.00
..	..	30.00	..	60.00
200.00	100.00	..	150.00	60.00
55.00	..	23.00	58.00
585.00	170.00	53.00	208.00	180.00	..	60.00	80.00
5700.00	3431.00	500.00	1300.00	800.00	3939.00	2512.00	2498.00	400.00	210.00

Sub-Sector of Development—222—MEDICAL AND PUBLIC HEALTH
Major Head of Development—222.2210—Medical and Public Health—(Contd.)

Districts	hospitals and dispensaries				
	Plastic surgery burn/unit	Pathology	Medical/surgical	Establishment of Ayurvedic/Unani dispensaries	Establishment of Ayurvedic/Unani Hospitals
	(20)	(21)	(22)	(23)	(24)
Agra	278.00	684.00
Aligarh	508.00	344.00
Eta h	23.00	..	515.00	..
Mainpuri	255.00	344.00
Mathura	444.00	..
Agra Division	23.00	..	2000.00	1372.00
Jhansi	400.00	344.00
Lalitpur	500.00	344.00
Hamirpur	25.00	30.00	200.00	344.00
Banda	500.00	344.00
Jalaun	400.00	344.00
Jhansi Division	25.00	30.00	2000.00	1720.00
Lucknow	70.00	..	400.00	344.00
Rae Bareli	100.00	900.00	344.00
Hardoi	400.00	344.00
Unnao	450.00	..
Sitapur	300.00	344.00
Kheri	450.00	684.00
Lucknow Division	70.00	100.00	2900.00	2060.00
Bareilly	60.00	..	600.00	344.00
Badaun	450.00	344.00
Pilibhit	300.00	..
Shahjahanpur	60.00	..	450.00	344.00
Bareilly Division	120.00	..	1800.00	1032.00

(Rs. in '000)

Upgrading of Ayurvedic/Unani dispensaries	Establishment and expansion of Offices of Ayurvedic/Unani officers at district level	Construction of Ayurvedic/Unani Hospitals	Additional equipments, medicines and contingencies in State Homeopathic dispensaries for rural areas	Establishment of Govt. homeopathic dispensaries in urban /rural areas	Construction of Homeopathic Hospitals	Total (Col. 2 to 30)
(25)	(26)	(27)	(28)	(29)	(30)	(31)
10.00	..	450.00	8446.00
..	15.00	400.00	..	9678.00
..	125.00	50.00	62.50	4475.00
..	154.00	..	5.00	80.00	..	6618.00
20.00	15.00	..	15.00	150.00	..	5650.00
30.00	309.00	450.00	20.00	680.00	62.50	34869.00
..	15.00	..	30.00	210.00	..	4109.00
..	50.00	350.00	..	5291.00
..	154.00	265.00	..	9742.00
30.00	110.00	302.00	..	9133.00
..	154.00	..	30.00	350.00	350.00	9024.00
30.00	433.00	..	110.00	1477.00	350.00	37299.00
30.00	..	450.00	..	300.00	..	6696.00
10.00	550.00	..	5648.00
20.00	100.00	..	245.00	1120.00	..	9097.00
10.00	154.00	..	22.00	150.00	..	6340.00
..	15.00	400.00	..	200.00	..	7780.00
20.00	110.00	..	30.00	250.00	..	9395.00
90.00	389.00	850.00	297.00	2570.00	..	44956.00
20.00	..	300.00	38.00	150.00	..	10578.60
30.00	200.00	..	5936.00
..	40.00	..	30.00	40.00	..	4301.00
20.00	10.00	240.00	..	6735.20
70.00	40.00	300.00	78.00	650.00	..	27550.80

Sub-Sector of Development: 223—MEDICAL AND PUBLIC HEALTH

Major Head of Development : —222.2210—Medical and Public Health—(Contd.)

HOSPITALS AND DISPENSARIES

Districts	Plastic surgery/burn unit	Pathology	Medical/Surgical	Establishment of Ayurvedic/Unani dispensaries	Establishment of Ayurvedic/Unani Hospitals
(1)	(20)	(21)	(22)	(23)	(24)
Meerut	70.00	..	300.00	684.00
Ghaziabad	400.00	344.00
Bulandshahr	300.00	344.00
Saharanpur	450.00	344.00
Muzaffarnagar	400.00	684.00
Meerut Division	70.00	..	1850.00	2400.00
Moradabad	75.00	..	450.00	344.00
Rampur	400.00	344.00
Bijnor	450.00	344.00
Moradabad Division	75.00	..	1300.00	1032.00
Varanasi	80.00	50.00	130.00	1050.00	684.00
Ghazipur	450.00	344.00
Ballia	52.00	..	850.00	344.00
Jaunpur	300.00	344.00
Mirzapur	100.00	..	1500.00	684.00
Varanasi Division	80.00	202.00	130.00	4150.00	2400.00
Gorakhpur	500.00	684.00
Basti	70.00	..	750.00	684.00
Deoria	70.00	250.00	450.00	684.00
Azamgarh	100.00	50.00	450.00	344.00
Gorakhpur Division	240.00	300.00	2550.00	2396.00

(Rs. in '000)

Upgrading of Ayurvedic/Unani dispensaries	Establishment and expansion of Offices of Ayurvedic officers at district level	Construction of Ayurvedic/Unani hospitals	Additional equipments, medicine and contingencies in State Homeopathic dispensaries for rural areas	Establishment of Govt. homeopathic dispensaries in urban/rural areas	Construction of Homeopathic Hospitals	Total (Col. 2 to 30)
(25)	(26)	(27)	(28)	(29)	(30)	(31)
..	110.00	132.00	..	8779.00
30.00	15.00	250.00	..	7181.00
..	154.00	67.00	..	9820.00
50.00	15.00	..	6.00	145.00	..	8547.00
10.00	154.00	240.00	..	5570.00
90.00	448.00	..	6.00	827.00	..	39897.00
20.00	15.00	..	12.00	105.00	..	7799.00
20.00	35.00	6465.50
..	159.00	..	7558.00
40.00	15.00	..	47.00	264.00	..	21822.50
10.00	738.00	..	9482.00
10.00	15.00	350.00	..	7099.00
10.00	154.00	500.00	22.00	607.00	..	12005.00
40.00	110.00	210.00	18.00	157.00	..	9760.00
40.00	154.00	1382.00	..	18879.00
110.00	433.00	710.00	40.00	3234.00	..	57225.00
80.00	50.00	100.00	..	10307.00
..	154.00	100.00	..	12236.00
..	15.00	350.00	..	350.00	..	14581.00
30.00	15.00	..	20.00	275.00	..	12059.00
110.00	184.00	350.00	70.00	825.00	..	49183.00

Sub-Sector of Development : MEDICAL AND PUBLIC HEALTH

Major Head of Development : 222.2210 —Medical and Public Health— (Concl'd.)

HOSPITALS AND DISPENSARIES						
Districts		Plastic surgery/burn unit	Pathology	Medical/Surgical	Establishment of Ayurvedic/Unani dispensaries	Establishment of Ayurvedic/Unani Hospitals
(1)		(20)	(21)	(22)	(23)	(24)
Allahabad	60.00	450.00	684.00
Fatehpur	300.00	684.00
Pratapgarh	60.00	..	450.00	684.00
Allahabad Division	60.00	60.00	1200.00	2052.00
Kanpur (Nagar)	80.00	344.00
Kanpur (Dehat)	400.00	..
Farrukhabad	50.00	60.00	300.00	344.00
Etawah	85.00	..	400.00	344.00
Kanpur Division	..	80.00	135.00	60.00	1100.00	1032.00
Faizabad	105.00	70.00	200.00	680.00
Sultanpur	50.00	..	450.00	684.00
Gonda	25.00	..	450.00	344.00
Barabanki	200.00	688.00
Bahraich	150.00	..
Faizabad Division	180.00	70.00	1450.00	2396.00
GRAND TOTAL (PLAINS)	..	160.00	1200.00	750.00	22300.00	19892.00

(Rs. in '000)

Upgrading of Ayurvedic/Unani dispensaries	Establishment and expansion of offices of Ayurvedic/Unani officers at district level	Construction of Ayurvedic/Unani hospitals	Additional equipments, medicines and contingencies in State Homeopathic dispensaries for rural area	Establishment of Govt. homeopathic dispensaries in urban/rural areas	Construction of Homeopathic Hospitals	Total (Col. 2 to 30)
(25)	(26)	(27)	(28)	(29)	(30)	(31)
30.00	15.00	200.00	..	16659.00
60.00	110.00	68.00	..	4950.00
40.00	110.00	500.00	26.00	300.00	300.00	10295.00
130.00	235.00	500.00	26.00	568.00	300.00	31904.00
10.00	125.00	..	105.00	240.00	..	4216.00
10.00	15.00	500.00	20.00	150.00	..	9306.00
10.00	44.00	301.00	..	7282.00
50.00	110.00	..	20.00	100.00	..	8051.00
80.00	250.00	500.00	189.00	791.00	..	28855.00
50.00	15.00	500.00	20.00	325.00	..	11356.00
50.00	15.00	340.00	50.00	550.00	..	17099.00
60.00	110.00	500.00	..	9835.00
30.00	154.00	..	54.00	400.00	93.00	7941.00
40.00	30.00	405.00	..	10682.00
230.00	294.00	840.00	154.00	2180.00	95.00	56913.00
990.00	3030.00	4500.00	1037.00	14046.00	805.50	430472.30

Sub-Sector of Development : 223—WATER SUPPLY, SANITATION, HOUSING AND URBAN DEVELOPMENT

Major Head of Development : 223.2215—Water Supply and Sanitation

Districts	Rural Water Supply	
	Jal Nigam (M.N.P.)	(Rural Development Department (M.N.P.)
(1)	(2)	(3)
Agra	5562.12	1500.00
Aligarh	5600.00	2000.00
Eta h	4500.00	600.00
Maiapuri	4000.00	1000.00
Mathura	9193.00	500.00
Agra Division	38855.12	5600.00
Jhansi	1940.80	250.00
Lalitpur	3177.60	450.00
Hamirpur	8500.00	1450.00
Banda	4912.80	2000.00
Jalaun	6538.00	1450.00
Jhansi Division	25069.20	5600.00
Lucknow	1000.00	..
Rae Bareli	4000.00	760.00
Hardoi	3500.00	300.00
Unnao	2000.00	1000.00
Sitapur	3500.00	500.00
Kheri	3250.00	450.00
Lucknow Division	17250.00	3010.00
Bareilly	4000.00	787.50
Budaun	1800.00	500.00
Pilibhit	1262.00	..
Shahjahanpur	1540.00	352.00
Bareilly Division	8602.00	1639.50
Meerut	2280.00	3280.00
Ghaziabad	3750.00	1000.00
Bulandshahr	1400.00	2000.00
Saharanpur	7809.83	600.00
Muzaffarnagar	2500.00	1000.00
Meerut Division	17739.83	7880.00

(Rs. in '000)

Districts	Rural Water Supply	
	Jal Nigam (M.N.P.)	(Rural Development Department (M.N.P.)
(1)	(2)	(3)
Morada bad	2500.00	3000.00
Rampur	600.00	500.00
Bijnor	2200.00	1000.00
Morada bad Division	5300.00	4500.00
Varanasi	12370.00	1200.00
Ghazipur	4500.00	330.00
Ballia	8500.00	1200.00
Jaunpur	7286.00	500.00
Mirzapur	14206.00	1000.00
Varanasi Division	46862.00	4230.00
Gorakhpur	10126.92	4000.00
Basti	12000.00	3500.00
Deoria	16430.58	2000.00
Azamgarh	7500.00	2200.00
Gorakhpur Division	46057.50	11700.00
Allahabad	10296.80	2000.00
Fatehpur	3400.00	900.00
Pratapgarh	7000.00	750.00
Allahabad Division	20696.80	3650.00
Kanpur (Nagar)	4000.00	500.00
Kanpur (Dehat)	8900.00	3400.00
Farrukhabad	3774.00	493.00
Etawah	3000.00	800.00
Kanpur Division	19674.00	5193.00
Faizabad	1500.00	900.00
Sultanpur	2500.00	500.00
Gonda	5500.00	600.00
Bara Banki	2000.00	75.00
Bahraich	3600.00	1200.00
Faizabad Division	15100.00	3275.00
GRAND TOTAL (PLAINS)	261206.45	56277.50

Sub-Sector of Development: 223—WATER SUPPLY, SANITATION, HOUSING AND URBAN DEVELOPMENT

Major Head of Development: 223.2216—Housing

Districts	Pooled Housing (PWD)	Non-Plan Buildings (Revenue)			Rural Housing (Revenue Department)	Rural Housing (Rural Development Department)
		Residential	Non-Residential	Total (Cols. 3+4)		
(1)	(2)	(3)	(4)	(5)	(6)	(7)
Agra	6132.00
Aligarh	5790.00
Etah	5109.00
Mainpuri	5109.00
Mathura ..	954.70	4089.00
Agra Division	954.70	26229.00
Jhansi ..	500.00	400.00	..	400.00	..	2400.00
Lalitpur ..	856.00	1800.00
Hamirpur ..	6973.00	230.00	3300.00
Banda	3900.00
Jalaun ..	2000.00	462.49	2700.00
Jhansi Division	10329.00	400.00	..	400.00	692.49	14100.00
Lucknow	300.00	300.00	..	2739.00
Rae Bareli ..	500.00	800.00	600.00	1400.00	..	6498.00
Hardoi ..	1500.00	775.00	400.00	1175.00	..	6498.00
Unnao ..	600.00	570.00	102.00	672.00	..	5472.00
Sitapur ..	1000.00	1000.00	500.00	1500.00	..	6498.00
Kheri ..	4847.86	361.00	2639.00	3000.00	..	5133.00
Lucknow Division	8447.86	3506.00	4541.00	8047.00	..	32838.00
Bareilly ..	750.00	..	600.00	600.00	100.00	5109.00
Budaun ..	1150.00	..	1290.00	1290.00	..	6132.00
Pilibhit ..	949.90	830.33	..	830.33	..	2385.00
Shahjahanpur ..	1500.00	1000.00	500.00	1500.00	..	4767.00
Bareilly Division	4349.90	1830.33	2390.00	4420.33	100.00	18393.00
Meerut	6156.00
Ghaziabad	400.00	3420.00
Bulandshahr	5814.00
Saharanpur ..	500.00	583.00	500.00	1083.00	..	5472.00
Muzaffarnagar ..	500.00	500.00	..	500.00	..	4788.00
Meerut Division	1000.00	1083.00	500.00	1583.00	400.00	25650.00

(Rs. in '000)

Districts	Non-Plan Buildings (Revenue)				Rural Housing (Revenue Department)	Rural Housing (Rural Development Department)
	Pooled Housing (PWD)	Residential	Non-Residential	Total (Cols. 3+4)		
(1)	(2)	(3)	(4)	(5)	(6)	(7)
Moradabad	4800.00	200.00	6471.00
Rampur	2043.00
Bijnor	1276.00	1000.00	..	1000.00	..	3747.00
Moradabad Division	6076.00	1000.00	..	1000.00	200.00	12261.00
Varanasi	2439.00	..	3830.00	3830.00	..	7524.00
Ghazipur	500.00	500.00	5472.00
Ballia	500.00	..	725.00	725.00	..	6156.00
Jaunpur	2575.22	9646.58	..	9646.58	..	6843.00
Mirzapur	3270.00	150.00	1585.00	1735.00	..	6843.00
Varanasi Division	9284.82	9796.58	6140.00	15936.58	500.00	32838.00
Gorakhpur	1600.00	4000.00	..	4000.00	100.00	10563.00
Basti	3405.00	3000.00	..	3000.00	..	10902.00
Deoria	..	4225.00	..	4225.00	..	9876.00
Azamgarh	1500.00	9876.00
Gorakhpur Division	6505.00	11225.00	..	11225.00	100.00	41217.00
Allahabad	1500.00	9576.00
Fatehpur	911.00	4446.00
Pratapgarh	506.00	250.00	361.00	611.00	..	5130.00
Allahabad Division	2917.00	250.00	361.00	611.00	..	19152.00
Kanpur (Nagar)	6000.00	1032.00
Kanpur (Dehat)	5814.00
Farrukhabad	4788.00
Etawah	2000.00	4788.00
Kanpur Division	8000.00	16422.00
Faizabad	600.00	6156.00
Sultanpur	2300.00	..	3100.00	3100.00	..	7524.00
Gonda	1200.00	8550.00
Bara Banki	1000.00	..	300.00	300.00	..	5472.00
Bahraich	1110.00	..	405.40	405.40	..	6498.00
Faizabad Division	6210.00	..	3805.40	3805.40	..	34200.00
GRAND TOTAL (PLAINS)	64074.28	25000.91	17737.40	46828.31	1992.49	273000.00

*Sub-Sector of Development : 224 - INFORMATION AND PUBLICITY**Major Head of Development : 224.2220 - Information and Publicity*

Districts						Tehsil Information offices
(1)						(2)
Agra	50.00
Aligarh
Etah	50.00
Mainpuri	50.00
Mathura	50.00
Agra Division	200.00
Jhansi	50.00
Lalitpur	50.00
Hamirpur
Banda
Jalaun	50.00
Jhansi Division	150.00
Lucknow
Rae Bareli	50.00
Hardoi	50.00
Unnao	50.00
Sitapur
Kheri	50.00
Lucknow Division	200.00
Bareilly	50.00
Budaun	50.00
Pilibhit	50.00
Shahjahanpur	50.00
Bareilly Division	200.00
Meerut	50.00
Ghaziabad	50.00
Bulandshahr	50.00
Saharan ur
Muzaffarnagar	50.00
Meerut Division	200.00
Moradabad	50.00
Rampur	50.00
Bijnor
Moradabad Division	100.00
Varanasi	50.00
Ghazipur	50.00
Ballia	50.00
Jaunpur	100.00
Mirzapur
Varanasi Division	250.00

(Rs. in '000)

Districts					Tehsil Information offices
(1)					(2)
Gorakhpur	50.00
Basti	50.00
Deoria	50.00
Azamgarh	50.00
Gorakhpur Division	150.00
Allahabad	50.00
Fatehpur	50.00
Pratapgarh	50.00
Allahabad Division	150.00
Kanpur (Nagar)	50.00
Kanpur (Dehat)	50.00
Farrukhabad	50.00
Etawah	50.00
Kanpur Division	150.00
Faizabad	50.00
Sultanpur	50.00
Gonda	50.00
Bara Banki	50.00
Bahraich	50.00
Faizabad Division	200.00
GRAND TOTAL (PLAINS)	1950.00

Sub-Sector of Development : 225—Welfare of Scheduled Castes, Scheduled Tribes and other Backward Classes
Major Head of Development : 225.2225 Welfare of Scheduled Castes, Scheduled Tribes and other Backward Classes

Districts					Welfare of Scheduled Castes				
					Around development of Kols	Grant of Scholarship to students of classes		Scholarship to the students whose parents are engaged in uncleaned professions in pre-matric classes	Maintenance grant for expansion/improvement of hostels, libraries and schools aided by the department
						Classes VI to VIII	Classes I to V		
(1)	(2)	(3)	(4)	(5)	(6)				
Agra	1548.00	2628.00	..	2040.00				
Aligarh	1200.00	1500.00	..	60.00				
Etah	512.50	1199.50	..	20.00				
Mainpuri	900.00	2055.00	..	300.00				
Mathura	536.40	1288.60				
Agra Division	4696.90	8681.10	..	2420.00				
Jhansi	1000.80	1281.60	..	20.00				
Lalitpur	447.00	764.00				
Hamirpur	1000.00	1630.00	..	90.00				
Banda	72.00	1209.60	1874.88	44.00	300.00				
Jalaun	880.00	1330.60	..	310.00				
Jhansi Division	72.00	4537.40	6881.08	44.00	720.00				
Lucknow	1000.00	1000.00	..	800.00				
Rae Bareli	1436.00	1643.00	..	475.00				
Hardoi	199.20	1625.80	..	378.00				
Unnao	584.00	1558.00	..	145.00				
Sitapur	932.64	1960.00	..	60.00				
Kheri	504.00	1440.00	..	120.00				
Lucknow Division	4655.84	9226.80	..	1978.00				

(Rs. in '000)

Welfare of De-notified Tribes			Grant for rehabilitation of De-notified Tribes	Economic Development of De-notified Tribes who are included in the list of Scheduled Castes	Around development of Mushars	Welfare of other backward Classes		Welfare of Scheduled Tribes		Maintenance grant to voluntary agencies for libraries, hostels and schools aided by the department	Total, (Col. 2 to 17)
Establishment of Book-Bank	Grant of Scholarship to students of classes					Grant of Scholarship to student of classes	Grants of Scholarship to Students of classes				
	Classes VI to VIII	Classes I to V						Classes VI to VIII	Classes I to V		
(7)	(8)	(9)	(10)	(11)	(12)	(13)	(14)	(15)	(16)	(17)	(18)
30.00	48.40	122.40	619.20	397.00	7433.40
..	40.00	326.00	200.00	3326.00
..	19.20	14.40	454.40	250.00	2470.00
..	120.00	100.00	360.00	625.00	4470.00
..	25.60	120.50	214.50	454.00	2640.00
30.00	253.20	357.30	1974.10	1926.80	20339.40
27.00	400.30	384.50	3114.20
..	169.00	260.00	1640.00
..	10.00	6.00	405.00	500.00	3641.00
..	39.84	25.20	483.84	562.46	4611.82
..	363.00	399.20	3282.80
27.00	49.84	31.20	1821.14	2106.16	16289.82
60.00	10.00	10.00	..	20.00	..	200.00	200.00	3300.00
..	574.00	593.00	4721.00
..	193.44	14.40	15.00	160.10	200.00	2785.94
..	30.00	124.00	200.00	220.00	2861.00
..	51.40	208.40	480.00	288.00	3980.44
..	15.60	170.00	220.00	304.00	48.00	36.00	210.00	3067.60
60.00	300.44	526.80	15.00	20.00	..	1834.10	1805.00	48.00	36.00	210.00	20715.98

*Sub-Sector of Development: 225 –Welfare of Scheduled Castes, Scheduled Tribes and other Backward Classes,
Major Head of Development: 225.2225 –Welfare of Scheduled Castes, Scheduled Tribes and other Backward
Classes –(Contd.)*

Districts	Welfare of Scheduled Castes				
	Alround development of Kols	Grant of scholarship to students of classes		Scholarship to students whose parents are engaged in uncleaned professions in pre-matric classes	Maintenance grant for expansion improvement of hostels, libraries and schools aided by the department
(1)	(2)	Classes VI to VIII	Classes I to V	(5)	(6)
Bareilly	1595.00	2232.00	..	300.00
Badaun	600.00	1400.00	..	10.00
Pilibhit	608.40	1068.50	..	30.00
Shahjahanpur	300.00	1320.00	..	40.00
Bareilly Division	3103.40	6020.50	..	380.00
Meerut	765.40	1490.00	..	550.00
Ghaziabad	341.70	779.00	..	180.00
Bulandshahr	804.00	1400.00	..	60.00
Saharanpur	1094.00	1498.00	40.00	560.00
Muzaffarnagar	888.00	1388.00	..	146.00
Meerut Division	3893.10	6555.00	40.00	1496.00
Moradabad	1476.00	2413.90	..	126.00
Rampur	525.60	1035.36	..	49.60
Bijnor	398.60	1148.00	..	180.00
Moradabad Division	2400.20	4597.26	..	355.60
Varanasi	801.00	1825.00	706.00	..
Ghazipur	1140.00	1636.00	..	786.00
Ballia	370.00	280.00	..	500.00
Jaunpur	1438.00	1912.00	..	323.00
Mirzapur	100.00	1250.00	..	620.00
Varanasi Division	100.00	4999.00	706.00	2229.00

(Rs. in '000)

Establishment of Book-Bank	Welfare of Denotified Tribes					Welfare of other Backward classes		Welfare of Scheduled Tribes		maintenance grant to voluntary agencies for libraries, hostels and schools aided by the department	Total, (Col. 2 to (17)
	Grant of Scholarship to students of classes		Grant for rehabilitation of Denotified Tribes	Economic Development of Denotified Tribes who are included in the list of Scheduled Castes	Around development of Mulars	Grant of Scholarship to students of classes		Grant of Scholarship to Students of classes			
	Classes VI to VIII	Classes I to V				Classes VI to VIII	Classes I to V	Classes V to VIII	Classes 7 to V		
(7)	(8)	(9)	(10)	(11)	(12)	(13)	(14)	(15)	(16)	(17)	(18)
..	25.00	35.00	638.00	670.00	5495.00
..	30.00	80.00	300.00	400.00	2820.00
..	4.80	1.50	..	50.00	..	244.00	322.00	6.00	1.50	..	2336.70
..	300.00	240.00	200.00	2400.00
..	59.80	116.50	300.00	50.00	..	1422.00	1592.00	6.00	1.50	..	13051.70
100.00	200.00	200.00	3305.40
..	200.00	367.20	1867.90
..	16.00	17.00	400.00	600.00	3297.00
90.00	40.00	160.00	150.00	110.00	..	700.00	260.00	4702.00
..	103.20	118.00	100.00	100.00	..	578.40	267.80	3689.40
190.00	159.20	295.00	250.00	210.00	..	2078.40	1695.00	16861.70
..	127.20	..	15.00	12.00	..	590.40	604.80	5365.30
..	210.00	310.60	2131.16
..	162.20	227.20	700.00	339.00	49.00	130.00	100.00	3434.00
..	289.40	227.20	15.00	12.00	..	1500.40	1254.40	49.00	130.00	100.00	11930.46
194.00	80.00	50.00	15.00	250.00	220.00	4141.00
..	24.00	43.20	455.00	490.32	4574.52
..	70.00	..	50.00	365.00	84.00	1719.00
..	532.00	532.00	872.00	500.00	6109.00
..	160.00	93.00	100.00	500.00	692.00	5819.00
194.00	866.00	718.20	56.00	..	115.00	2442.00	1986.32	22362.52

Sub-Sector of Development :- 225—Welfare of Scheduled Castes, Scheduled Tribes and other Backward Classes

Major Head of Development :—225.2225 Welfare of Scheduled Castes, Scheduled Tribes and other Backward Classes—(Concl.)

District	Welfare of Scheduled Castes					
	Around development of Kols	Grant of scholarship to students of classes		Scholarship to the students whose parents are engaged in uncleaned professions in pre-matric classes	Maintenance grant for expansion/improvement of hostels, libraries and schools aided by the department	
(1)	(2)	Classes VI to VIII	Classes I to V	(5)	(6)	
Gorakhpur	1489.00	2063.00	26.00	705.00	
Basti	2854.00	3168.00	..	185.00	
Deoria	248.00	2200.00	..	2400.00	
Azamgarh	1710.00	2578.00	..	1100.00	
Gorakhpur, Division	6301.00	10009.00	26.00	4390.00	
Allahabad	1000.00	2750.00	..	2500.00	
Fatehpur	800.00	1050.00	..	50.00	
Pratapgarh	1260.00	1728.00	..	468.00	
Allahabad Division	3060.00	5528.00	..	3018.00	
Kanpur (Nagar)	990.00	1250.00	..	1050.00	
Kanpur (Dehat)	1620.00	1872.00	..	170.00	
Farrukhabad	1800.00	1812.00	
Etawah	900.00	1710.00	..	126.00	
Kanpur Division	5310.00	6644.00	..	1346.00	
Faizabad	1204.00	1600.00	..	70.00	
Sultanpur	1200.00	2500.00	28.00	140.00	
Gonda	932.00	2267.00	..	72.00	
Barabanki	314.00	1650.00	..	222.00	
Bahraich	321.20	1523.00	..	210.00	
Faizabad Division	3971.20	9540.00	28.00	714.00	
GRAND TOTAL (PLAINS)	172.00	46928.04	81639.74	844.00	19046.60

(Rs. in '000)

Establishment of Book-Bank	Welfare of Denotified Tribes					Alround development of Mushar	Welfare of other backward Classes		Welfare of Scheduled Tribes		Maintenance grant to voluntary agencies for libraries, hostels and schools aided by the department	Total, (Col. 2 to 17)	
	Grant of Scholarship to students of classes		Grant for rehabilitation of Denotified Tribes	Economic Development of Denotified Tribes who are included in the list of Scheduled Castes	Classes VI to VIII		Classes I to V	Grant of Scholarship to students of classes		Grant of Scholarship to students of classes			
	Classes VI to VIII	Classes I to V						Classes VI to VIII	Classes I to V				
(7)	(8)	(9)	(10)	(11)	(12)	(13)	(14)	(15)	(16)	(17)	(18)		
50.00	847.20	273.00	56.00	39.00	80.00	5628.20		
..	260.00	360.00	..	50.00	..	961.00	935.00	8772.00		
..	25.50	445.00	300.00	300.00	5918.50		
..	100.00	150.00	400.00	400.00	6438.00		
50.00	385.50	955.00	..	50.00	..	2507.20	1908.00	56.00	39.00	80.00	26756.70		
35.00	68.00	112.00	280.00	400.00	7145.00		
..	60.00	31.00	450.00	240.00	2681.00		
..	20.00	..	504.00	519.00	4499.00		
35.00	128.00	143.00	..	20.00	..	1234.00	1159.00	14325.00		
20.00	28.00	25.00	396.00	402.00	4161.00		
..	30.00	33.00	648.00	561.00	4934.00		
..	18.30	30.00	1800.00	561.00	6021.30		
..	61.60	155.40	50.00	40.00	..	360.00	512.00	3915.00		
20.00	137.90	243.40	50.00	40.00	..	3204.00	2036.00	19031.30		
..	66.00	35.00	517.00	400.00	3892.00		
..	110.00	100.00	..	30.00	..	500.00	800.00	5408.00		
..	36.00	..	533.00	670.00	60.00	170.00	..	4740.00		
..	20.00	15.00	..	270.00	220.00	2711.00		
..	30.00	90.00	..	10.00	..	200.00	200.00	50.00	35.00	..	2669.00		
..	226.00	225.00	..	91.00	..	2020.00	2290.00	110.00	205.00	..	19420.20		
606.00	2855.28	3838.60	680.00	493.00	115.00	22037.34	19758.68	269.00	411.50	390.00	200084.78		

Sub-Sector of Development: 226—LABOUR AND EMPLOYMENT

Major Head of Development: 226.2230—Labour and Employment

Districts	Labour Welfare		Employment		Total, (2 to 4)	Craftsman Training
	Creation of new Labour Welfare Centres and provision of additional facilities to the existing centres/purchase of land/construction of building	Strengthening of employment exchanges	Coaching-cum-guidance centres	Establishment of the University Employment Information and Guidance Bureau		Expansion and strengthening of existing I.T.I's
(1)	(2)	(2)	(3)	(4)	(5)	(2)
Agra	715.00
Aligarh	815.00
Etah	780.00
Mainpuri	1200.00
Mathura	126.00	..	126.00	67.00
Agra Division	126.00	..	126.00	3577.00
Jhansi	147.00	1000.00	1000.00	231.00
Lalitpur	2005.00
Hamirpur	120.00	..	120.00	998.00
Banda	740.00
Jalaun	413.00
Jhansi Division	147.00	1000.00	120.00	..	1120.00	4387.00
Lucknow	988.00
Rae Bareli	866.00
Hardoi	..	112.00	112.00	500.00
Unnao	600.00
Sitapur	580.00
Kheri	1562.00
Lucknow Division	..	112.00	112.00	5096.00
Bareilly	120.00	120.00	663.00
Budaun	725.00
Pilibhit	110.00
Shahjahanpur	130.00	..	130.00	752.00
Bareilly Division	130.00	120.00	250.00	2250.00

(Rs. in '000)

Districts	Labour Welfare		Employment		Craftsman Training	
	Creation of new Labour Welfare Centres and provision of additional facilities to the existing centres/purchase of land/construction of building	Strengthening of employment exchanges	Coaching-cum-guidance centres	Establishment of the University and Employment Information Guidance Bureau	Total, (2 to 4)	Expansion and strengthening of existing I.T.I.'s
(1)	(2)	(2)	(3)	(4)	(5)	(2)
Meerut	120.00	..	120.00	1195.00
Ghaziabad	200.00
Bulandshahr	410.00
Saharanpur	200.00	200.00	1024.00
Muzaffarnagar	190.00
Meerut Division	120.00	200.00	320.00	3019.00
Moradabad	3580.00
Rampur	15.00	..	100.00	..	100.00	165.00
Bijnor	120.00	..	120.00	365.00
Moradabad Division	15.00	..	220.00	..	220.00	4110.00
Varanasi	..	1238.00	1238.00	500.00
Ghazipur	620.00
Ballia	100.00	..	100.00	3000.00
Jaunpur	130.00	..	130.00	500.00
Mirzapur	..	659.00	659.00	515.00
Varanasi Division	..	1897.00	230.00	..	2127.00	5135.00
Gorakhpur	..	100.00	100.00	..	200.00	1800.00
Basti	..	396.00	396.00	2000.00
Deoria	2500.00
Azamgarh	1200.00
Gorakhpur Division	..	496.00	100.00	..	596.00	7500.00

Sub-Sector of Development : 266- LABOUR AND EMPLOYMENT

Major Head of Development : 226.2230—Labour and Employment—(Concl'd.)

(Rs. in '000)

Districts	Labour Welfare	Employment			Craftsman Training	
	Creation of new Labour Welfare Centres and provision of additional facilities to the existing centres purchase of land construction of landing.	Strengthening of employment exchanges.	Coaching-cum-guidance centres	Establishment of the University Employment Information and Guidance Bureau	Expansion and strengthening of existing I. T. I.'s	
(1)	(2)	(2)	(3)	(4)	Total, (2 to 4)	(2)
Allahabad	147.00	950.00
Fatehpur	336.00
Pratapgarh	..	60.00	60.00	540.00
Allahabad Division	147.00	60.00	60.00	1826.00
Kanpur (Nagar)	100.00	100.00	100.00	1400.00
Kanpur (Dehat)	1157.00
Farrukhabad	605.00
Etawah	452.00
Kanpur Division	100.00	100.00	100.00	3614.00
Faizabad	..	120.00	120.00	285.00
Sultanpur	142.00	27.00	27.00	825.00
Gonda	1700.00
Bara Banki	350.00
Bahraich	3000.00
Faizabad Division	142.00	147.00	147.00	6160.00
GRAND TOTAL (PLAINS)	551.00	3812.00	1046.00	320.00	5178.00	46674.00

Sub-Sector of Development : 227—SOCIAL WELFARE AND SECURITY
 Major Head of Development : 227.2235—Social Welfare and Security

(Rs. in '000)

Districts	Grant-in-aid for maintenance of destitute physically and mentally handicapped persons	Scholarship for education and training for physically handicapped students and children of physically handicapped persons	Grant to physically handicapped persons for purchase of artificial limbs	Grant-in-aid to destitute widows	Establishment of Shishu-shalas in sweeper colonies and slums of urban/rural areas	Integrated Child Development Programme	Grant for burial and cremation of paupers	Total, (Col. 2 to 8)
(1)	(2)	(3)	(4)	(5)	(6)	(7)	(8)	(9)
Agra	184.00	19.00	15.00	1891.00	300.00	986.00	10.00	3405.00
Aligarh	399.00	22.00	12.00	2120.00	-	2553.0
Etah	177.00	7.70	3.00	1172.00	3.00	1362.70
Mainpuri	241.00	10.00	3.00	1072.00	3.00	1329.00
Mathura	264.20	7.00	8.00	1370.00	1659.90
Agra Division	1265.20	65.70	41.00	7635.70	300.00	986.00	16.00	10309.60
Jhansi	147.60	10.00	2.00	1036.50	78.30	986.00	4.00	2264.40
Lalitpur	105.10	20.00	3.00	828.00	0.50	956.60
Hamirpur	133.92	11.00	7.00	1016.00	1167.92
Banda	258.48	23.00	10.00	1150.00	160.00	..	5.00	1606.48
Jalaun	220.00	17.50	25.00	1038.00	90.00	..	3.00	1393.50
Jhansi Division	865.10	81.50	47.00	5068.50	328.30	986.00	12.50	7388.90
Lucknow	700.00	..	25.00	3300.00	25.00	4050.00
Rae Bareli	359.00	15.00	5.00	1224.00	71.00	1674.00
Hardoi	159.00	20.00	3.00	2434.00	3.00	2619.00
Unnao	165.00	9.00	6.00	1130.00	73.00	..	4.00	1387.00
Sitapur	800.00	35.00	10.00	4469.00	40.00	5354.00
Kheri	192.00	5.00	5.00	1285.00	3.00	1490.00
Lucknow Division	2375.00	84.00	54.00	13842.00	169.00	..	50.00	16574.00

Sub-Sector of Development : 227- SOCIAL WELFARE AND SECURITY
 Major ad Head of Development : -227.2235-Social Welfare and Security-(Contd.)

(Rs. in '000)

Districts	Grant-in-aid for maintenance of destitute physically and mentally handicapped persons	Scholarship for education and training for physically handicapped students and children of physically handicapped persons	Grant to physically handicapped persons for purchase of artificial limbs	Grant-in-aid to destitute widows	Establishment of Shishu-shalas in sweeper colonies and slums of urban/rural areas	Intergrated Child Development Programme	Grant for burial and cremation of paupers	To tal, (Col. 2 to 8)
(1)	(2)	(3)	(4)	(5)	(6)	(7)	(8)	(9)
Bareilly	897.00	11.00	5.00	2350.00	90.00	..	4.00	3357.00
Budaun	546.00	12.00	5.00	1618.00	2181.00
Pilibhit	183.00	3.00	..	1001.00	6.00	1193.60
Shahjahanpur	148.00	10.00	5.00	1370.00	3.00	1536.00
Bareilly Division	1774.60	36.00	15.00	6339.00	90.00	..	13.00	8267.60
Meerut	550.00	10.00	10.00	1850.00	72.00	..	4.00	2496.00
Ghaziabad	138.00	20.00	5.00	1343.40	5.00	1511.40
Bulandshahr	150.00	11.00	..	2000.00	2161.00
Saharanpur	681.00	6.00	5.00	2071.00	5.00	2768.00
Muzaffarnagar	298.00	28.00	..	1874.80	2201.60
Meerut Division	1817.80	75.00	20.00	9139.20	72.00	..	14.00	11138.00
Moradabad	293.70	6.00	12.00	2491.30	6.00	2809.00
Rampur	114.00	5.00	10.00	1014.00	1143.00
Bijnor	150.00	22.00	..	1147.00	3.00	1322.00
Moradabad Division	557.70	33.00	22.00	4652.30	9.00	5274.00
Varanasi	925.00	15.00	12.00	2962.00	16.00	3930.00
Ghazipur	891.50	13.20	6.50	1300.00	75.80	..	3.30	2290.30
Ballia	500.00	15.00	30.00	1600.00	35.00	..	3.00	2183.00
Jaunpur	90.00	36.80	5.25	2610.00	80.00	..	4.00	2826.05
Mirzapur	200.00	30.00	25.00	1200.00	100.00	..	5.00	1560.00
Varanasi Division	2606.50	110.00	78.75	9672.00	290.80	..	31.30	12789.35

Sub-Sector of Development / 227—SOCIAL WELFARE AND SECURITY

Major Head of Development: 227.2235—Social Welfare and Security—(Conold.)

(Rs. in '000)

Districts	Grant-in-aid for maintenance of destitute physically and mentally handicapped persons	Scholarship for education and training for physically handicapped students and children of physically handicapped persons	Grant to physically Handicapped persons for purchase of artificial limbs	Grant-in-aid to destitute widows	Establishment of Shishu-shalas in sweeper colonies and slums of urban/rural areas	Integrated Child Development Programme	Grant for burial and cremation of paupers	Total, (Col. 2 to 8)
(1)	(2)	(3)	(4)	(5)	(6)	(7)	(8)	(9)
Gorakhpur ..	524.00	50.00	30.00	1890.00	2494.00
Basti ..	330.00	38.00	20.00	1192.00	170.00	..	5.00	1755.00
Deoria ..	132.00	34.00	40.00	900.00	1106.00
Azamgarh ..	308.00	20.00	20.00	1856.00	..	986.00	1.00	3191.00
Gorakhpur Division	1294.00	142.00	110.00	5838.00	170.00	986.00	6.00	8546.00
Allahabad ..	661.00	15.00	81.00	3010.00	145.00	3912.00
Fatehpur ..	246.20	22.00	..	1260.00	80.00	1608.20
Pratapgarh ..	131.00	15.00	10.00	1296.00	110.00	..	5.00	1567.00
Allahabad Divi.	1038.00	52.00	91.00	5566.00	335.00	..	5.00	7087.20
Kanpur (Nagar)	106.60	30.00	25.00	1570.00	198.00	..	10.00	1939.60
Kanpur (Dehat)	72.70	906.00	3.00	981.70
Farrukhabad ..	200.00	106.00	..	1100.00	60.00	..	20.00	1540.00
Etawah ..	294.00	42.00	10.00	1440.00	37.00	1823.00
Kanpur Division	600.60	232.00	107.70	5016.00	295.00	..	33.00	6284.30
Faizabad ..	300.00	75.00	20.00	2000.00	9.00	2404.00
Sultanpur ..	250.00	20.00	15.00	2800.00	45.00	986.00	..	4116.00
Gonda ..	108.00	12.00	6.00	2250.00	3.00	2379.00
Bara Banki ..	640.00	18.00	15.00	1670.00	120.00	..	3.00	2466.00
Bahraich ..	260.00	20.00	10.00	2000.00	96.00	986.00	2.00	3374.00
Faizabad Division	1558.00	145.00	66.00	10720.00	261.00	1972.00	17.00	14739.00
GRAND TOTAL (PLANS)	15752.70	1056.20	652.45	83488.70	2311.10	4930.00	206.80	108397.95

*Sub-Sector of Development : 227 –SOCIAL SECURITY AND WELFARE**Major Head of Development : 227.2236 –Nutrition*

		(Rs. in '000)
Districts		Nutrition (Social Welfare)
(1)		(2)
Agra	..	4606.00
Aligarh	..	3542.00
Etah	..	3302.00
Mainpuri	..	3761.00
Mathura	..	3036.00

Agra Division	..	18247.00

Jhansi	..	5753.55
Lalitpur	..	1586.00
Hamirpur	..	7598.00
Banda	..	7379.00
Jalaun	..	5423.00

Jhansi Division	..	27739.55

Lucknow
Rae Bareli
Hardoi	..	5390.00
Unnao	..	4197.00
Sitapur	..	1747.06
Kheri	..	6016.00

Lucknow Division		17350.06

Bareilly	..	2016.00
Badaun	..	3100.00
Pilibhit	..	3176.00
Shahjahanpur	..	4818.00

Bareilly Division	..	13110.00

Meerut	..	400.00
Ghazipur	..	400.00
Bulandshahr	..	200.00
Saharanpur	..	400.00
Muzaffarnagar	..	400.00

Meerut Division		1800.00

Districts	Nutrition (Social Welfare)
(1)	(2)
Moradabad	200.00
Rampur	400.00
Bijnor	600.00
Moradabad Division	1200.00
Varanasi	1175.00
Ghazipur	1026.00
Ballia	692.00
Jaunpur	..
Mirzapur	..
Varanasi Division	2893.00
Gorakhpur	908.00
Basti	986.00
Deoria	1153.00
Azamgarh	914.00
Gorakhpur Division	3961.00
Allahabad	5998.00
Fatehpur	3041.00
Pratapgarh	929.00
Allahabad Division	9968.00
Kanpur (Nagar)	2644.00
Kanpur (Dehat)	2560.00
Farrukhabad	5988.00
Etawah	5947.00
Kanpur Division	17139.00
Faizabad	450.00
Sultanpur	2541.00
Gonda	596.00
Bara Banki	693.00
Bahraich	693.00
Faizabad Division	4973.00
GRAND TOTAL (PLAINS)	118380.61

STATEMENT
District-wise/Scheme-wise

Districts	Agriculture		
	Multiplication, storage and distribution of quality seeds production (in Qtls.)	Establishment of seed processing plants (seeds processing in Qtls.)	Strengthening of plant protection services (in Ha.)
(1)	(2)	(3)	(4)
Agra	1000	2000	1000
Aligarh	4500	5000	1900
Etah	3500	..	500
Mainpuri	1500
Mathura	4500	5000	1300
Agra Division	15000	12000	4700
Jhansi	2500	2000	..
Lalitpur	1000
Hamiapur	1090	1090	..
Banda	4000	4500	..
Jalaun	4000	5500	..
Jhansi Division	12590	13090	..
Lucknow	1500
Rae-Bareilly	4000	5000	..
Hardoi	23500	24000	..
Unnao	2500	6000	..
Sitapur	5000	14000	..
Kheri	13500	18000	..
Lucknow Division	50000	67000	..
Bareilly	2800
Badaun	1500
Pilibhit	6000
Shahjahanpur	5000	6000	..
Bareilly Division	15300	6000	..

DSP—IV

Physical Targets of Selected Items

Horticulture											
Horticulture Development in Tribal Areas of Gonda and Kheri Districts					Potato cultivation		Strengthening of Horticulture Production and establishment of seed processing units				
Increase in area of short-term fruit gardens (ha.)	Increase in area of vegetable tables (ha.)	Increase in area of potato cultivation (ha.)	Bee-keeping (No.)	Training (No.)	Potato seed production (in qtls.)	Vegetable seed production (in qtls.)	Production of Fruit bearing plants (no.)	Production of vegetable bearing plants (no.)	Vegetable seed production (in qtls.)	Potato seed production (in qtls.)	Spices seed production (in qtls.)
(2)	(3)	(4)	(5)	(6)	(7)	(8)	(9)	(10)	(11)	(12)	(13)
..
..
..
..	100000	80000	100	500	..
..
..	100000	80000	100	500	..
..	150000	80000
..	60000	40000
..	160000	60000	50
..
..	100000	80000
..	470000	210000	50
..
..	60000	40000
..	160000	100000
..	250000	100000	25	310	..
..	1100	100	160000	80000	10
4	8	4	4	20	500	10
4	8	4	4	20	1600	110	630000	320000	35	310	..
..	80000	60000
..	100000	80000
..	60000	40000	20	1000	..
..	60000	40000
..	300000	220000	20	1000	..

STATEMENT D.S.P.-IV—(Contd.)

Districts	Agriculture—(Contd.)		
	Multiplication, storage and distribution of quality seeds production (in qtls.)	Establishment of seed processing plants (seeds processing in qtls.)	Strengthening of plant protection services (in ha.)
(1)	(2)	(3)	(4)
Meerut	1200	4500	..
Ghaziabad	200
Bulandshahar	3000	5000	2500
Saharanpur	1700	2600	600
Muzaffarnagar	1000	..	1400
Meerut Division	7100	12100	4500
Moradabad	8500	9500	..
Rampur	2000
Bijnor	4000	5500	..
Moradabad Division	14500	15000	..
Varanasi	2000	6000	..
Ghazipur	900	1250	..
Ballia	600
Jaunpur	900
Mirzapur	1500
Varanasi Division	5900	7250	..
Gorakhpur	4000	9500	..
Basti	4000	7000	..
Deoria	3500
Azamgarh	1500	3400	..
Gorakhpur Division	13000	19900	..
Allahabad	2000	11000	..
Fatehpur	2650
Pratapgarh	600
Allahabad Division	5250	11000	..

Horticulture—(Contd.)

Horticulture Development in Tribal Areas of Gonda and Kheri Districts					Potato cultivation		Strengthening of Horticulture Production and establishment of seed processing units				
Increase in area of short-term fruit gardens (ha.)	Increase in area of vegetables (ha.)	Increase in area of potato cultivation (ha.)	Bee-keeping (No.)	Training (No.)	Potato seed production (in qtls.)	Vegetable seed production (in qtls.)	Production of fruit bearing plants (No.)	Production of vegetable bearing plants (No.)	Vegetable seed production (in qtls.)	Potato seed production (in qtls.)	Species seed production (in qtls.)
(2)	(3)	(4)	(5)	(6)	(7)	(8)	(9)	(10)	(11)	(12)	(13)
..	100000	80000
..	60000	40000
..
..	120000	80000	100
..	1000	50	100000	80000
..	1000	50	380000	280000	100
..	1000	20	200000	140000
..	200	..	55
..	60000	40000	10	700	..
..	1000	20	260000	180000	210	700	55
..	160000	140000	50	1000	..
..	160000	140000	100
..	160000	140000
..	60000	40000
..	60000	40000
..	600000	500000	150	1000	..
..	183	60
..	220000	140000
..	100000	60000
..	160000	80000
..	183	60	480000	280000
..	60000	40000
..	160000	80000
..	100000	80000	10	600	..
..	320000	200000	10	600	..

STATEMENT DSP-IV—(Contd.)

Districts	Agriculture		
	Multiplication, storage and distribution of quality seeds production in qtls.)	Establishment of seed processing plants (seeds processing in qtls.)	Strengthening of plant protection services (in ha.)
(1)	(2)	(3)	(4)
Kanpur Nagar	1000	5000	..
Kanpur Dehat	300	..	300
Farrukhabad	500
Etawah	3000
Kanpur Division	4800	5000	300
Faizabad	1600	2800	..
Sultanpur	650
Gonda	4000	6000	..
Baraabanki	8000	10000	..
Bahraich	2200	5300	..
Faizabad Division	16450	24100	..
GRAND TOTAL (PLANS)	159890	192440	9500

Horticulture--(Contd.)

Horticulture Development in Tribal Areas of Gonda and Kheri Districts					Potato cultivation	Strengthening of Horticulture Production and establishment of seed processing units					
Increase in area of short term fruit gardens (ha.)	Increase in area of vegetables (ha.)	Increase in area of potato cultivation (ha.)	Bee-keeping (No.)	Training (No.)	Potato seed production (in qtls.)	Vegetable seed production (in qtls.)	Production of fruit bearing plants (no.)	Production of vegetable bearing plants (no.)	Vegetable seed production (in qtls.)	Potato seed production (in qtls.)	Spices seed production (in qtls.)
(1)	(3)	(4)	(5)	(6)	(7)	(8)	(9)	(10)	(11)	(12)	(13)
..	100000	60000
..
..	3000	300	120000	62000	10	600	..
..
..	3000	300	220000	122000	10	600	..
..	1000	50
..	1000	50	160000	80000	..	700	..
4	8	4	4	20	550	20	190000	140000
..	60000	40000
..	1000	100	60000	40000
4	8	4	4	20	3550	220	470000	300000	..	700	..
8	16	8	8	40	10333	760	4230000	2242000	685	5410	55

STATEMENT D.S.P. IV—(Contd.)

Horticulture—(Contd.)										
Intensive Development of Horticulture in Rare and Backward Areas										
Districts	Planta- tion of new gardens (ha.)	Addi- tional area under potato culti- vation (ha.)	Addi- tional area under Spices culti- vation (ha.)	Addi- tional area under vege- table cul- tivation (ha.)	Vege- table seed produc- tion (qtl.)	Ren- ova- tion of old garden (ha.)	Potato Seed produc- tion (in qtl.)	Protec- tion of plants (ha.)	Setting- up of kitchen gardens (no.)	Produc- tion of plants (no.)
(1)	(14)	(15)	(16)	(17)	(18)	(19)	(20)	(21)	(22)	(23)
Agra ..	150	100	50	200
Aligarh ..	150	100	50	100
Etah	75000
Mainpuri
Mathura
Agra Division	300	200	100	300	75000
Jhansi ..	50	30	50	30
Lalitpur ..	50	30	50	30
Hamirpur ..	50	30	50	30
Banda ..	50	30	50	30
Jalaua ..	50	30	50	30
Jhansi Division	250	150	250	150
Lucknow ..	200	100	50	100
Rae Bareilly ..	150	90	60	90
Hardoi
Unnao ..	100	100	50	100	20	100000
Shajapur ..	200	100	50	200
Kheri
Lucknow Division	650	350	210	450	20	100000
Bareilly
Badam ..	150	90	60	90
Pilibhit ..	150	90	60	90
Shahjahanpur
Bareilly Division	300	180	120	180

STATEMENT D.S.P. IV—(Contd.)

Horticulture—(Contd.)										
Districts	Intensive Development of Horticulture in Rare and Backward Areas									
	Planta- tion of new gardens (ha.)	Addi- tional area under potato culti- vation (ha.)	Addi- tional area under Spices culti- vation (ha.)	Addi- tional area under vege- table culti- vation (ha.)	Vege- table seed produc- tion (in qtls.)	Re-no- vation of old garden (ha.)	Potato Seed produc- tion (in qtls.)	Protec- tion of plants (ha.)	Setting- up of kitchen gardens (no.)	Produc- tion of plants (no.)
(1)	(14)	(15)	(16)	(17)	(18)	(19)	(20)	(21)	(22)	(23)
Meerut ..	300	300	..	300	..	400	..	2000	5000	..
Ghaziabad ..	300	300	..	300	..	400	..	2000	5000	..
Bulandshahr ..	300	300	..	300	..	400	..	2000	5000	..
Saharanpur ..	200	300	200	300
Muzaffarnagar
Meerut Division	1100	1200	200	1200	..	1200	..	6000	15000	..
Moradabad ..	300	180	120	180
Rampur
Bijnor	10	400	700
Moradabad Division	300	180	120	180	10	400	700
Varanasi ..	100	100	50	100
Ghazipur ..	100	100	50	100
Ballia ..	100	100	50	100
Jaunpur ..	50	50	50	100
Mirzapur ..	100	100	50	100
Varanasi Division	450	450	250	500
Gorakhpur ..	200	100	100	200	100000
Basti ..	150	100	50	100
Deoria ..	100	100	50	200
Azamgarh ..	100	100	50	100	100000
Gorakhpur Division	550	400	250	600	200000
Allahabad
Fatehpur
Pratapgarh ..	150	100	50	200
Allahabad Division	150	100	50	200

STATEMENT D.S.P. IV—(Contd.)

Horticulture—(Contd.)										
Districts	Intensive Development of Horticulture in rare and Backward Areas									
	Planta- tion of new gardens (ha.)	Addi- tional area under potato culti- vation (ha.)	Addi- tional area under spices culti- vation (ha.)	Addi- tional area under vege- table culti- vation (ha.)	Vege- table seed produc- tion (in qtls.)	Revo- lution of old garden (ha.)	Potato Seed produc- tion (in qtls.)	Protec- tion of plants (ha.)	Setting- up of kitchen gardens (no.)	Produc- tion of plants (no.)
(1)	(14)	(13)	(16)	(17)	(18)	(19)	(20)	(21)	(22)	(23)
Kanpur Nagar
Kanpur Dehat	200	100	50	200	90
Farrukhabad ..	156	150	75	200
Etawah ¶
Kanpur Division	356	250	125	400	90
Faizabad ..	100	100	50	200
Sultanpur ..	100	100	50	100
Gonda
Balrampur ..	150	100	50	200
Bahraich ..	150	90	60	90
Faizabad Division	500	390	210	590
GRAND TOTAL (PLAINS)	4906	3890	1885	4790	120	1600	700	6000	15000	375000

Horticulture—(Contd.)

Development of Beetal cultivation							Development of ornamental gardens				
Plant Protection (ha.)	Examination of Beetal at its producing centres (no.)	Survey of Beetal producers (no.)	Beetal cultivation Training (no.)	Distribution of Beetal cuttings (no.)	Plantation of Beetal cuttings at Beetal producing centres (no.)	Additional area under Beetal cultivation (ha.)	Increase in area under Rose cultivation (ha.)	Training to farmers (no.)	Plant Protection (no.)	Distribution of Rose cutting (no.)	Production of ornamental plants (no.)
24	25	26	27	28	29	30	31	32	33	34	35
..
..
..
..
..
..
..
..
..	50000
..
..
..
..	50000
160	35	2000	1400	50000	150000	15	90	250	100	225000	200000

STATEMENT D.S.P. IV—(Contd.)

Districts	Horticulture—(Contd.)								
	Strengthening of fruit preservation and canning centres		Establishment of fruit craft centres						
	Commu- nity Works (in Kgs.)	Train- ing (No.)	One year Food Craft course (No.)	One year Craft (Bakery) course (No.)	One year Craft (Cookery) course (No.)	One month Bakery course (No.)	One month Cookery course (No.)	One month combined course (No.)	
(1)	(36)	(37)	(38)	(39)	(40)	(41)	(42)	(43)	
Agra	..	10000	400
Aligarh	..	10000	250
Etah
Mainpuri	..	5000	200
Mathura
Agra Division	..	25000	850
Jhansi	..	1000	100	10	10	10	20	20	50
Lalitpur	..	1000	100
Hamirpur	..	5000	200
Banda
Jalaun
Jhansi Division	..	7000	400	10	10	10	20	20	50
Lucknow	..	25000	600
Rae Bareli
Hardoi	..	5000	200
Unnao	..	12000	400
Sitapur	..	5000	200
Kheri	..	5000	200
Lucknow Division	..	52000	1600
Bareilly	..	5000	200	10	10	10	20	20	50
Badaun
Pilibhit	..	1000	100
Shahjahanpur
Bareilly Division	..	6000	300	10	10	10	20	20	50

Horticulture—(Contd.)

Horticultural development in Scheduled Caste areas				Bee-Keeping							
Distribution of short term fruit plants (No.)	Increase in Potato cultivat- ing area (ha.)	Increase in veget- able cultivat- ing area (ha.)	Train- ing (No.)	Distri- bution of Bee families (No.)	Honey produc- tion Govt. (In Kgs.)	Bee-keeping Training		Distri- bution of Apiaries (No.)	Other equip- ments distrib- ution (No.)	Construction of Bee keeping equipments	Small equip- ment (No.)
(44)	(45)	(46)	(47)	(48)	(49)	Casual (No.)	Regular (No.)	(52)	(53)	(54)	(55)
..	40	30	50	..	30	20
6000	24	30	150
..
..	40	30	50	..	30	20
..
6000	24	30	150	80	60	100	..	60	40
..
6000	24	30	150
6000	24	30	150
..
..
12000	48	60	300
..	40	30	50	..	30	20
..
..
6000	24	30	150
6000	24	30	150
6000	24	30	150
18000	72	90	450	40	30	50	..	30	20
6000	24	30	150	60	60	70	..	30	50
6000	24	30	150
..
..
12000	48	60	300	60	60	70	..	30	50

STATEMENT D.S.P. IV—(Contd.)

Districts	Horticulture—(Contd.)							
	Strengthening of fruit preservation and canning centres		Establishment of fruit craft centres					
	Commu- nity Works (in Kgs.)	Train- ing (No.)	One year Food course (No.)	One year Craft (Bakery) course (No.)	One year Graft (Cookery) course (No.)	One month Bakery course (No.)	One month Cookery course (No.)	One month con- bined course (No.)
(1)	(36)	(37)	(38)	(39)	(40)	(41)	(42)	(43)
Meerut	24000	1400
Gha zia bad	15000	700
Bulandsha hr	20000	1050
Sa haranpur	10000	400
Muza ffa r nagar	10000	400
Meerut Division	79000	3950
Morada bad	8000	300	10	10	10	20	20	50
Rampur	5000	200
Bijnor
Moradabad Division	13000	500	10	10	10	20	20	50
Varanasi	15000	400
Ghazi pur	5000	200
Ballia	15000	500
Jaunpur	6000	200
Mirzapur	5000	200
Varanasi Division	46000	1500
Gora khpur	25000	600	10	10	10	20	20	50
Basti	6000	250
Deoria	10000	400
Azamgarh	8000	300
Gora khpur Division	49000	1550	10	10	10	20	20	50
Ai la ha bad	5000	200
Fa te hpur	8000	300
Prata garh
Alla habad Division	1300	500

Horticulture—(Contd.)

Horticultural development in Scheduled Caste areas											
Bee-Keeping											
Distri- bution of short- term fruit plants (No.)	Increase in Potato cultiva- ting area (ha.)	Increase in vege- table cultivat- ing area (ha.)	Train- ing (No.)	Distri- bution of Bee- families (No.)	Honey produc- tion Govt. (In Kgs.)	Bee-keeping Training		Distri- bution of Apiaries (No.)	Other equip- ments distrib- ution (No.)	Construction of Bee-keeping equipments	
						Casual (No.)	Regular (No.)			Apiaries (No.)	Small equip- ment (No.)
(44)	(45)	(46)	(47)	(48)	(49)	(50)	(51)	(52)	(53)	(54)	(55)
..	40	30	50	..	30	20
..
..
6000	24	30	150	100	70	225	160	100	400	150	550
6000	24	30	150	60	70	..	30	50
12000	48	60	300	200	170	275	190	180	420	150	550
..	40	30	50	..	30	20
..
..
..	40	30	50	..	30	20
6000	24	30	150	75	60	70	..	50	50
2000	15	20	50
..
6000	24	30	150
6000	24	30	150
20000	87	110	500	75	60	70	..	50	50
6000	24	30	150	40	30	50	..	30	50
..
..
6000	24	30	150
12000	48	60	300	40	30	50	..	30	50
..	40	60	225	160	100	400	150	550
6000	24	30	150
6000	24	30	150
12000	48	60	300	40	60	225	160	100	400	150	550

STATEMENT D.S.P. IV—(Contd.)

District	Horticulture—(Contd.)							
	Strengthening of fruit preservation and canning centres		Establishment of fruit craft centre					
	Commu- nity works (in Kgs.)	Train- ing (No.)	One year Food course (No.)	One year Craft (Bakery) course (No.)	One year Craft (Cookery) course (No.)	One month Bakery course (No.)	One month Cookey course (No.)	One month com- bined course (No.)
(1)	(36)	(37)	(38)	(39)	(40)	(41)	(42)	(43)
Kanpur Nagar	20000	500	10	10	10	20	20	50
Kanpur Dehat
Farrukhabad
Etawah	10000	500
Kanpur Division	30000	1000	10	10	10	20	20	50
Faizabad	11000	300	10	10	10	20	20	50
Sultanpur	5000	200
Gonda
Bara Banki	13000	300
Bahraich	1000	100
Faizabad Division	37000	900	10	10	10	20	20	50
GRAND TOTAL (PLAINS)	357000	13050	60	60	60	120	120	300

Horticulture—(Concl'd.)											
Horticultural development in Scheduled Castes areas				Bee-Keeping							
Distri- bution of short- term fruit plants (No.)	Increase in Potato cultivat- ing area (ha.)	Increase in veget- able cultivat- ing area (ha.)	Train- ing (No.)	Distri- bution of Bee- families (No.)	Honey produc- tion Govt. (In Kg.)	Bee-keeping Training		Distri- bution of Apiaries (No.)	Other equip- ments distrib- ution (No.)	Construction of Bee-keeping equipments	
						Casual (No.)	Regular (No.)			Apiaries (No.)	Small equip- ment (No.)
(44)	(45)	(46)	(47)	(48)	(49)	(50)	(51)	(52)	(53)	(54)	(55)
..	40	30	50	..	30	20
6000	24	30	150
..
..
6000	24	30	150	40	30	50	..	30	20
..	40	30	50	..	30	20
6000	24	30	150	40	60	65	..	30	50
..
6000	24	30	150
6000	24	30	150
18000	48	90	450	80	90	115	..	60	70
128000	495	150	3200	695	620	1055	350	600	1140	300	1100

STATEMENT D.S.P. IV—(Contd.)

District	Cane			
	Subsidy on transport of cane seed (in Qtls.)	Production of foundation Nurseries (ha.)	Primary Nurseries (ha.)	Secondary Nurseries (ha.)
(1)	(2)	(3)	(4)	(5)
Agra
Aligarh	6250	1.5	20.0	55.0
Etah	1875	2.5	20.0	77.0
Mainpuri
Mathura	1875	2.0	8.0	64.0
Agra Division	10000	6.0	48.0	196.0
Jhansi
Lalitpur
Hamirpur
Banda
Jalaun
Jhansi Division
Lucknow	4.0	24.0
Rae Bareli	7500	2.0	15.0	74.0
Hardoi	2500	3.0	25.0	85.0
Unnao	6250	5.0	28.0	250.0
Sitapur	9375	10.0	75.0	415.0
Kheri	2500	35.0	210.0	1115.0
Lucknow Division	28125	55.0	357.0	1963.0
Bareilly	2500	8.0	60.0	214.0
Badaun	3125	5.0	40.0	170.0
Pilibhit	6250	10.0	65.0	362.0
Shahjahanpur	3125	18.0	50.0	209.0
Bareilly Division	15000	31.0	245.0	955.0

Development							S.M.F.
Intensive Cane Development around 16 kms. radius of sugar factories			Field Demonstration Programme		Cane production appliances to growers at subsidised rates	Inten ifica- tion of manuring facilities (No. of godowns)	Assistance to small and Marginal Farmers Free Boring (No.)
Top dressing (ha.)	Seed treatment (ha.)	Land treatment (ha.)	Area (ha.)	Programme (Nos.)	(11)	(12)	(2)
(6)	(7)	(8)	(9)	(10)	(11)	(12)	(2)
..	4650
600	900	900	135.0	70	79	..	4950
380	240	240	132.0	64	15	..	4350
..	4350
910	570	570	130.0	60	25	..	3500
1890	1716	1710	97.0	194	119	..	21800
..	130
..	20
..	400
..	310
..	400
..	1260
..	16.0	32	8	..	2300
1400	1500	1500	135.0	70	104	..	5500
760	240	240	50.0	100	32	..	5500
..	60.0	120	440	..	4650
3000	1100	1100	184.0	368	130	..	5500
4950	3100	3100	175.0	350	154	..	4350
10110	5940	5940	520.0	1040	868	..	27800
8300	4500	4500	90.0	180	65	..	4350
3800	2400	2400	36.0	72	30	..	5200
6100	3800	3800	120.0	240	135	..	2050
1900	1190	1190	90.0	180	39	..	4050
20100	11890	11890	336.0	672	269	..	15650

STATEMENT D.S.P. IV—(Contd.)

District	Cane			
	Subsidy on transport of cane seed (in Qtls.)	Production of foundation Nurseries (ha.)	Primary Nurseries (ha.)	Secondary Nurseries (ha.)
(1)	(2)	(3)	(4)	(5)
Meerut	9375	21.0	135.0	635.0
Ghaziabad	4375	10.0	60.0	290.0
Bulandshahr	9375	6.0	32.0	160.0
Saharanpur	6250	21.0	135.0	635.0
Muzaffarnagar	5875	12.0	60.0	490.0
Meerut Division	35250	70.0	422.0	2210.0
Moradabad	18750	15.0	90.0	507.0
Rampur	3750	7.0	47.0	236.0
Bijnor	7500	16.0	105.0	530.0
Moradabad Division	30000	38.0	242.0	1273.0
Varanasi	3125	2.0	12.0	126.0
Ghazipur	2500	2.5	20.0	77.0
Ballia	6250	6.5	44.0	221.0
Jaunpur	3125	1.0	5.0	55.0
Mirzapur
Varanasi Division	15000	12.0	81.0	479.0
Gorakhpur	9375	9.0	45.0	225.0
Basti	6250	6.0	41.0	207.0
Deoria	16250	20.0	135.0	541.0
Azamgarh	8250	8.0	50.0	269.0
Gorakhpur Division	40125	43.0	271.0	1242.0
Allahabad
Fatehpur
Pratapgarh
Allahabad Division

District	Cane					
	Subsidy on transport of cane seed (In Qtls.)	Production of foundation Nurseries (ha.)	Primary Nurseries (ha.)	Secondary Nurseries (ha.)		
(1)	(2)	(3)	(4)	(5)		
Kanpur Nagar		
Kanpur Dehat	9375	4.5	32.0	163.0
Farrukhabad	3125	3.0	11.0	58.0
Etawah
Kanpur Division	12500	7.5	43.0	221.0
Faizabad	3125	4.0	12.0	74.0
Sultanpur	12500	1.5	17.5	89.0
Gonda	13125	6.0	42.0	240.0
Bara Banki	5000	8.5	30.0	203.0
Bahraich	8750	5.0	24.0	134.0
Faizabad Division	42500	25.0	125.5	740.0
GRAND TOTAL (PLAINS)	213500	287.5	1804.5	9279.0

Development—(Concl.d.)					S.M.F.—(Concl.d.)		
Intensive Cane Development around 16 Km. radius of sugar factories			Field demonstration programme		Cane production appliances to growers at subsidised rates	Intensifica- tion of manuring facilities (No. of godowns)	Assistance to small and marginal farmers Free boring (No.)
Top dressing (ha.)	Seed treatment (ha.)	Land treatment (ha.)	Area (ha.)	Programme (Nos.)			
(6)	(7)	(8)	(9)	(10)	(11)	(12)	(2)
..	880
760	480	480	60.0	120	50	..	4920
840	520	520	50.0	100	80	3	4050
..	4050
1600	1000	1000	110	220	130	3	13900
650	400	400	50.0	100	40	..	5200
700	430	430	42.0	84	20	..	6400
1600	1000	1000	123.90	248	16	..	7250
760	480	480	88.0	176	50	..	4650
570	360	360	60.0	120	31	..	5500
4280	2670	2670	363.90	728	157	..	29000
234552	145710	145710	3703.90	7408	4292	17	210940

STATEMENT DSP—IV—(Contd.)

District	Expansion and Improvement of Veterinary Health Services						Scheme for control of Foot and Mouth disease (Vaccine Dose)	Animal Breeding facilities in cattle through natural services (No. of centres)
	Establishment of new veterinary hospitals (No.)	Establishment of new stockman centres (No.)	Establishment of category 'D' veterinary hospital (No.)	Construction of veterinary hospitals (No.)	Construction of stockman centres (No.)	'D' category veterinary hospitals (No.)	(No.)	(No.)
(1)	(2)	(3)	(4)	(5)	(6)	(7)	(8)	(9)
Agra	5	4	1	2	20000	..
Aligarh	4	4000	..
Etah	7	3	1	4000	1 new
Mainpuri	4	..	2	4000	..
Mathura	4	..	2	5000	..
Agra Division	24	7	6	2	37000	1
Jhansi	1	..	1	6400	..
Lalitpur	5000	9
Hamirpur	1	..	1	1	6000	..
Banda	3	3	1	205	5
alaun	..	2	6000	3
Jhansi Division	5	5	3	1	23605	17
Lucknow	2
Raebareali	4000	..
Hardoi	7500	..
Unnao	5000	..
Sitapur
Kheri	4690	..
Lucknow Division	2	21190	..
Bareilly	6	..	2	..	1
Badaun	1	..	1	10000	..
Pilibhit	2	1	..	7000	..
Shahjahanpur	4000	..
Bareilly Division	7	..	3	2	2	..	21000	..

Husbandry

Production of Stud bull at livestock farms			Strengthening of artificial insemination infrastructure	Assistance to small/marginal farmers and agricultural labourers for rearing of cross-breed heifers, establishment of piggery, poultry and sheep unit and project cell at headquarter				Income enhancement scheme for rural poor through cross breeding with the help of 'BAIF' (No. of centres)	Scheme for expansion and strengthening of artificial insemination programme through deep frozen semen (No. of centres)
Imported Stud Bull (No.)	Cross-breed Studbull (No.)	Indigenous stud-bull (No.)	No. of centres	Cross-breed heifers	Sheep unit (No.)	Poultry unit (No.)	Piggery unit (No.)	(No. of centres)	(No. of centres)
(10)	(11)	(12)	(13)	(14)	(15)	(16)	(17)	(18)	(19)
..	50	30
4	140
..	53	30
..	50	25
1	..	2	43	500	14
5	..	2	336	500	99
2	..	2	22	30
1	..	2	13	11
1	..	1	26	..	300	30
..	..	12	25	7	30
..	1	..	32	4	33
4	1	17	118	..	300	11	134
..	52	500	..	300	78
..	50	500	45
1	71	12
1	..	6	40
2	40	9
..	..	11	27
4	..	17	280	1000	..	300	144
..	44
..	38	100
..	25	36
..	30
..	137	100	..	36

STATEMENT DSP—IV—(Contd.)

District	Expansion and Improvement of Veterinary Health Services							Scheme for control of Foot and Mouth disease (Vaccine Dose) (No.)	Animal Breeding facilities in cattle through natural services (No. of centres)
	Establishment of new veterinary hospitals (No.)	Establishment of new stockman centres (No.)	Establishment of category 'D' veterinary hospital (No.)	Construction					
				veterinary hospitals (No.)	stockman centres (No.)	'D' category veterinary hospitals (No.)			
(1)	(2)	(3)	(4)	(5)	(6)	(7)	(8)	(9)	
Meerut	1200	..	
Ghaziabad	8	7	4	
Bulandshah	7	..	1	10000	..	
Saharanpur	16000	..	
Muzaffarnagar	3	5	1	25000	..	
Meerut Division	18	12	6	52200	..	
Moradabad	1	3	1	3	6	
Rampur	2	1	2	1	..	2	2500	..	
Bijnor	..	1	
Moradabad Division	3	5	3	4	6	2	2500	..	
Varanasi	1	4000	7	
Ghazipur	
Ballia	3	3	1	2	3	..	4000	3	
Jaunpur	8	..	2	3	2800	..	
Mirzapur	2	
Varanasi Division	11	3	3	8	3	..	10800	10	
Gorakhpur	
Basti	4	14	3250	..	
Deoria	..	2	..	2	500	..	
Azamgarh	1	
Gorakhpur Division	4	16	..	3	3750	..	
Allahabad	3	..	1	5700	..	
Fatehpur	4	
Pratapgarh	4	..	3	..	2	
Allahabad Division	11	..	4	..	2	..	5700	..	

Husbandry—(Contd.)

Production of Stud bull at livestock farms			Strengthening of artificial insemination infrastructure	Assistance to small/marginal farmers and agricultural labourers for rearing of cross-breed heifers, establishment of piggery, poultry and sheep unit and project cell at headquarter				Income enhancement scheme for rural poor through cross breeding with the help of 'BAIF' (No. of centres)	Scheme for expansion and strengthening of artificial insemination programme through deep frozen semen (No. of centres)
Imported stud-bull (No.)	Cross-breed studbull (No.)	Indigenous stud-bull (No.)	No. of centres	Cross-breed heifers (No.)	Sheep unit (No.)	Poultry unit (No.)	Piggery unit (No.)	(18)	(19)
(10)	(11)	(12)	(13)	(14)	(15)	(16)	(17)	(18)	(19)
10	..	10	138	250	..	150	50	..	135
1	..	2	62	250	..	150	50
..	52
..	44	12
4	..	6	49	500	20
15	..	18	345	1000	..	300	100	..	167
..	130	300	48
..	26	10
..	..	5	36	33
..	..	5	192	300	91
1	54	..	300	20
1	..	1	56
..	51	31
..	59	..	300
1	33	..	300
3	..	1	253	..	900	51
..	58	300	..	10	35
..	..	4	52	10	44
3	..	2	61	2	34
1	..	1	49	39
4	..	7	220	300	..	22	152
..	129	..	300	300	..	10	35
1	..	1	47	21
..	41	500	100	4	36
1	..	1	217	500	300	300	100	14	92

STATEMENT—DSP—IV—(Contd.)

District	Expansion and Improvement of Veterinary Health Services						Animal	Breeding facilities in cattle through natural services (No. of centres)
	Establishment of new veterinary hospitals (No.)	Establishment of new stockman centres (No.)	Establishment of category 'D' veterinary hospitals (No.)	Construction			Scheme for control of Foot and Mouth disease (Vaccine Dose) (No.)	
				veterinary hospitals (No.)	stockman centres (No.)	'D' category veterinary hospitals (No.)		
(1)	(2)	(3)	(4)	(5)	(6)	(7)	(8)	(9)
Kanpur Nagar	500	..
Kanpur Dehat	2	10	1	2	14
Farrukhabad	4	..	2
Etawah	2	..	1
Kanpur Division	8	10	4	2	14	..	4500	..
Faizabad
Sultanpur	2000	..
Gonda	2	2
Bara Banki	2	4	5000	..
Bahraich	36	..
Faizabad Division	4	2	..	4	7036	..
GRAND TOTAL (PLAINS)	97	60	32	26	27	2	18928	..

Husbandry—(Contd.)

Production of Stud bull at livestock farms			Strengthening of artificial insemination infrastructure	Assistance to small/marginal farmers and agricultural labourers for rearing of cross-breed heifers, establishment of piggery, poultry and sheep unit and project cell at headquarter				Income enhancement scheme for rural poor through cross breeding with the help of 'BAIF' (No. of centres)	Scheme for expansion and strengthening of artificial insemination programme through deep frozen semen (No. of centres)
Imported Stud-bull (No.)	Cross-breed studbull (No.)	Indigenous stud-bull (No.)	No. of centres	Cross-breed heifers (No.)	Sheep unit (No.)	Poultry unit (No.)	Piggery unit (No.)	(No. of centres)	(No. of centres)
(10)	(11)	(12)	(13)	(14)	(15)	(16)	(17)	(18)	(19)
2	12	1	60	250	..	150	36
..	67	250	..	150	34
..	38	26
..	42	19
2	12	1	207	500	..	300	115
..	42	7	39
2	..	2	43	4	45
8	49	4	25
..	74	30
..	39	14
10	..	2	247	15	153
48	13	70	2552	3500	1500	1805	300	62	1234

STATEMENT DSP—IV—(Contd.)

District	Establishment of new poultry farms and strengthening of existing poultry farms		Poultry production prog. under applied nutrition programme in collaboration with UNICEF (No. of Blocks)	Animal	
	No. of Centres	Chicks distribution		Expansion of goat breeding facilities.	
				No. of bucks located at Veterinary hospitals	Buck purchase (No.)
(1)	(20)	(21)	(22)	(23)	(24)
Agra	1	2,00 000	1	..	20
Aligarh	1	2,00 000	..	1	25
Btahr
Mainpuri	1	..	16
Mathura	15
Agra Division	2	40,0000	2	1	76
Jhansi	1	2,00,000	1	..	1
Lalitpur	1	..	20
Hamirpur	3	20
Banda	1	50,000	5	..	8
Jalaun	20
Jhansi Division	2	2,50000	7	3	69
Lucknow	1	50,000	40
Rae-bareilly	30
Hardoi	20
Unnao	19
Sitapur	1	50,000	..	2	10
Kheri	1	20,000	..	1	69
Lucknow Division	3	120000	..	3	188
Bareilly	1	1,00,000	50
Budaun
Pilibhit
Shahjahanpur	16
Bareilly Division	1	100000	66

Husbandry—(Contd.)								
Expansion and strengthening of sheep breeding facilities and health cover			Strengthening and expansion of wool analysis and wool grading marketing centres (No.)	Strengthening and expansion of pig-breeding facilities		Control of menace of stray and wild cattle and creation of wild cattle catching parties with additional facilities	Publicity of livestock development programme	
Mass drenching of sheep (No.)	Purchase of sheep (No.)	Establishment of sheep and wool expansion centre (No.)		Purchase of Pigs (No.)	Location of boars at Veterinary hospitals (No.)		Calf rally (No.)	Exhibition (No.)
(25)	(26)	(27)	(28)	(29)	(30)	(31)	(32)	(33)
3000	21	20	1	1
..	20	2	..	1	1
..	1	..	1	1
1500	10	1	1
6000	23	4	1	1
10500	44	54	3	..	5	5
27000	50	..	1	19	1	1
15000	28	20	1	1
6000	30	10	2	100	1	1
15000	4	..	100	1	1
12000	30	12	2	100	1	1
75000	138	..	1	65	4	300	5	5
..	20	3	..	1	1
33000	50	12	1	..	6	6
3000	15	2	1	1
3000	20	2	2	2
..	2	1	1
3000	50	230	1	..	1	1
42000	135	268	5	..	12	12
..	17	1	1
3000	10	10	1	1
..	1
..	4	..	40	1	1
3000	10	31	..	40	4	4

STATEMENT DSP—IV—(Contd)

District	Animal				
	Establishment of new poultry farms and strengthening of existing poultry farms		Poultry production prog. under applied nutrition programme in collaboration with UNICEF (No. of Blocks)	Expansion of goat breeding facilities	
	No. of Centres	Chicks distribution		No. of bucks located at veterinary hospitals	Buck Purchase (No.)
(1)	(20)	(21)	(22)	(23)	(24)
Meerut	7
Ghaziabad
Bulandshahr	20
Saharanpur	1	1,00,000	9
Muzaffarnagar	8
Meerut Division	1	1,00,000	44
Moradabad	1	1,00,000	18
Rampur	1	5
Bijnor	4
Moradabad Division	1	1,00,000	..	1	27
Varanasi	1	1,00,000	60
Ghazipur	21
Ballia	22
Jaunpur	1	2	3
Mirzapur	1	50,000
Varanasi Division	2	1,50,000	1	2	106
Gorakhpur	1	50,000	9
Basti	4	..	20
Deoria	4
Azamgarh	20
Gorakhpur Division	1	50,000	8	..	49
Allahabad	1	1,00,000	2	..	25
Fatehpur	2	..	20
Pratapgarh	1	1,00,000	2	..	20
Allahabad Division	2	2,00,000	6	..	65

Husbandry—(Contd.)

Expansion and strengthening of sheep breeding facilities and health cover			Strengthening and expansion of wool analysis and wool grading marketing centres (No.)	Strengthening and expansion of pig-breeding facilities		Control of menace of stray and wild cattle and creation of wild cattle catching parties with additional facilities	Publicity of livestock development programme	
Mass drenching of sheep (No.)	Purchase of sheep (No.)	Establishment of sheep and wool expansion centres (No.)		Purchase of Pigs (No.)	Location of boars at veterinary hospitals (No.)		Calf rally (No.)	Exhibition (No.)
(25)	(26)	(27)	(28)	(29)	(30)	(31)	(32)	(33)
..	6	1	1
..	2	1	1
..	1	1
..	5	1	1
18000	57	12	1	1
18000	57	25	5	5
..	5	1	1
..	1	1
..	7	1	1
..	12	3	3
84000	250	80	1	1
6000	15	1	1
6000	15	1	1
6000	10	1	..	5	1	1
51000	15	40	1	1
77400	305	1	..	5	..	120	5	5
9000	10	40	1	1
..	10	1	1
7500	10	1	1
16500	143	4	1	..	1	1
33000	153	24	1	40	4	4
129000	1	1
3000	10	2	1	1
12000	20	16	1	1
27900	30	18	3	3

STATEMENT DSP—IV—(Contd.)

District	Animal					
	Establishment of new poultry farms and strengthening of existing poultry farms		Poultry production prog. under applied nutrition programme in collaboration with UNICEF (No. of Blocks)	Expansion of goat ² breeding facilities		
	No. of Centres	Chicks distribution		No. of bucks located at veterinary hospitals	Buck purchase (No.)	
(1)	(20)	(21)	(22)	(23)	(24)	
Kanpur Nagar	..	1	65,000	8
Kanpur Dehat	40
Farrukhabad	2	..	30
Etawah	4	..	10
Kanpur Division	..	1	65,000	6	..	88
Faizabad	40
Sultanpur	2	20
Gonda	..	1	2 00,000	12
Bara Banki	..	1	20,000	15
Bahriach	..	1	50,000	1	..	20
Faizabad Division	..	3	27,00,00	1	2	107
GRAND TOTAL (PLAINS)	..	19	18,05,000	31	12	885

Husbandry—(Concl'd.)

Expansion and strengthening of sheep breeding facilities and health cover			Strengthening and expansion of wool analysis and of wool grading marketing centres (No.)	Strengthening and expansion of pig-breeding facilities	Control of menace of stray and wild cattle and creation of wild cattle catching parties with additional facilities	Publicity of livestock development programme		
Miss drenching of sheep (No.)	Purchase of sheep (No.)	Establishment of sheep and wool expansion centre (No.)	Purchase of Pigs (No.)	Location of boars at veterinary hospitals (No.)	Catching of wild and stray animals	Calf rally (No.)	Exhibition (No.)	
(25)	(26)	(27)	(28)	(29)	(30)	(31)	(32)	(33)
..	1	1
..	4	1	1
..	..	1	..	6	1	1
..	10	4	1	1
..	10	1	..	14	4	4
3000	20	11	1	1
21000	45	4	12	..	1	1
9000	10	1	1
..	20	12	1	1
3000	25	5	..	60	1	1
36000	110	42	12	60	5	5
322800	992	2	1	558	25	560	55	55

STATEMENT DSP--IV--(Contd.)

District	Fisheries				Forest		
	Fish Farmers Development Agency				Rural Fuelwood plantation (ha.)	Social Forestry in urban areas Plantation (Nos./ha.)	Social Forestry (Plantations in ha.)
	Develop- of Reservoirs (Ha.)	Training of fish farmers (No.)	Distribu- tion of fingerlings (In lakh)	Fish production (in Qtls.)			
(1)	(2)	(3)	(4)	(5)	(2)	(3)	(4)
Agra	80.0	100	14.80	1010	250	15000	300
Aligarh	80.0	100	19.30	250
Etah	80.0	100	11.40	105	250
Mainpuri	80.0	100	14.80	5	400
Mathura	80.0	100	12.50	10	..	1500000	350
Agra Division	380.0	500	72.80	1130	250	..	1550
Jhansi	80.0	100	37.40	825	300	..	300
Lalitpur	80.0	100	19.30	..	300	..	200
Hamirpur	80.0	100	40.70	475	200	..	700
Banda	100.0	100	30.60	860	150
Jalaun	80.0	100	12.50	..	400	1000	400
Jhansi Division	420.0	500	140.50	2160	1200	..	1750
Lucknow	140.0	100	56.60	15	..	10000	250
Meerut	140.0	100	38.50	5	..	1000	125
Hardoi	140.0	100	35.20	300
Unnao	140.0	100	56.60	160	..	10000	400
Sitapur	140.0	100	35.20	15	400
Kheri	140.0	100	24.90	45	410	..	150
Lucknow Division	840.0	600	247.00	240	410	..	1625
Bareilly	80.0	100	36.30	5	225
Badaun	100.0	100	22.70	300
Pilibhit	80.0	100	20.40	..	410	450	125
Shahjahanpur	80.0	100	28.40	25	150
Bareilly Division	340.0	400	107.80	30	410	..	800

Co-operative								
Co-operative Credit and Banking				Subsidy for price fluctuation to central consumer stores (No.)	Margin Money to primary stores of women students industrial for consumer business (No.)	Margin Money to PACs. for consumer business under public distribution system (No.)	Assistance for rehabilitation of central consumer stores (No.)	Margin money to Co-operative consumer stores for consumer business (No.)
Managerial subsidy for branches of district Co-operative banks (No.)	Loan for modernisation of branches of district Co-operative banks (No.)	Managerial subsidy to Urban Co-operative banks (No.)	Subsidy for furniture, fixtures of urban Co-operative banks (No.)	(2)	(3)	(4)	(5)	(6)
..	2	..	18
..	1	1	..
2	1	10
..	1	1	..
..	1	3	10
2	1	5	3	38	2	..
5	3	1	..	1	4	1
2	..	1	1	1
2	1	..	4	..	1
6	2	1	1
4	1
19	5	2	1	4	4	5	..	3
3	..	2	1
..	1	..	2
..	1	..	10	1	..
..	1	..	30	..	1
..	10
7	1
10	..	2	1	4	..	52	1	1
..	1	..	24
3	..	1	1	1
..	1	1
..	1
3	..	1	1	4	..	24	..	1

STATEMENT DSP—IV—(Contd.)

District	Fisheries—(Contd.)				Forest—(Contd.)		
	Fish Farmers Development Agency				Rural Fuelwood plantation (ha.)	Social Forestry in urban areas Plantations (Nos./ha.)	Social Forestry (Plantation inha.)
	Develop- of Reservoirs (ha.)	Training of fish farmers (No.)	Distribu- tion of fingerlings (In lakh)	Fish production (in Qtls.)			
(1)	(2)	(3)	(4)	(5)	(6)	(7)	(8)
Meerut	100.0	100	61.20	..	283	40(ha.)	400
Ghaziabad	80.0	100	15.80	10	..	7000	200
Bulandshahr	80.0	100	18.10	5	500
Saharanpur	80.0	100	26.10	5	250
Muzaffarnagar	80.0	100	28.30	55	225
Meerut Division	420.0	500	149.50	75	283	..	1575
Moradabad	100.0	100	43.00	..	200	10(ha.)	500
Rampur	80.0	100	15.90	10(ha.)	125
Bijnor	80.0	100	65.70	230	300
Moradabad Division	260.0	300	124.60	230	200	..	925
Varanasi	140.0	100	60.00	305	450
Ghazipur	140.0	100	26.10	10	..	4(ha.)	300
Ballia	140.0	100	38.50	5	425
Jaunpur	140.0	100	54.40	25	60	..	250
Mirzapur	140.0	100	51.00	2185	363	..	275
Varanasi Division	700.0	500	230.00	2530	423	..	1700
Gorakhpur	140.0	100	79.20	55	87	..	150
Basti	140.0	100	51.00	220	300
Deoria	140.0	100	49.90	5	250	..	325
Azamgarh	140.0	100	54.40	5	270	..	350
Gorakhpur Division	560.0	400	234.50	285	607	..	1125
Allahabad	140	100	62.30	160	150	30000	450
Fatehpur	140	100	21.60	5	250
Pratapgarh	140	100	31.70	15	500
Allahabad Division	420	300	115.60	180	150	..	1200

Co-operative—(Contd.)

Co-operative Credit and Banking				Subsidy for price fluctuation	Margin Money to primary stores of women/students for consumer business	Margin Money to PACs. for consumer business under public distribution system	Assistance for rehabilitation of central consumer co-operative stores	Margin Money to Co-operative consumer stores for consumer business
Managerial subsidy for branches of district Co-operative banks (No.)	Loan for modernisation of branches of district co-operative banks (No.)	Managerial subsidy to Urban Co-operative banks (No.)	Subsidy for furniture, fixtures of urban Co-operative banks (No.)	central funds to consumer stores (No.)	stores of women/students for consumer business (No.)	for consumer business under public distribution system (No.)	of central consumer co-operative stores (No.)	to Co-operative consumer stores for consumer business (No.)
(2)	(3)	(4)	(5)	(6)	(7)	(8)	(9)	(10)
2	2	1	..	20	1	..
3	1	2	..	10	1	..
1	1	14	1	..
3	1	2
1	1	1	5
10	5	6	5	44	3	..
7	1
5	2	1	4
5	..	1	..	1	..	17
17	2	1	..	3	4	17
..	1	10	12
1	1
..
5	3	1	..	46
1	1
7	3	4	10	58
..	1	..	10	1	..
..	..	1	..	1	..	100
5	36
16	..	1	..	1	..	40
21	..	2	..	3	..	186	1	..
3	10	1	..	1	..	20
4	4	1	..	20
2	1	..	10
9	14	1	..	3	..	50

STATEMENT DSP—IV—(Contd.)

District	Fisheries—(Concl'd.)				Forest—(Concl'd.)		
	Fish Farmers Development Agency				Rural Fuelwood plantation (In ha.)	Social Forestry in urban areas Plantations (Nos./ha.)	Social Forestry (Plantation in ha.)
	Develop-ment of Reservoirs (Ha.)	Training of fish farmers (No.)	Distribu-tion of fingerlings (In lakh)	Fish production (in Qtls.)			
(1)	(2)	(3)	(4)	(5)	(6)	(7)	(8)
Kanpur Nagar	70	90	10.20	10	100
Kanpur Dehat	70	10	10.20	15	300
Farrukhabad ...	80	100	22.70	5	175
Etawah ..	80	100	14.80	5	..	5000	300
Kanpur Division	300	300	57.90	35	875
Faizabad	140.0	100	39.70	5	..	4000	250
Sultanpur	140.0	100	34.00	5	25
Gonda	140.0	100	52.10	570	600
Bara Banki	140.0	100	52.10	10	..	10(h a.)	400
Bahraich	140.0	100	24.90	205	450
Faizabad Division	700.00	500	202.80	795	2025
GRAND TOTAL (PLAINS)	5340	4800	1683.00	7690	3933	..	15150

Co-operative--(Contd.)

Co-operative Credit and Banking				Subsidy for price fluctuation funds to central consumer stores (No.)	Margin money to primary stores of women/ students industrial for consumer business (No.)	Margin money to PACs. for consumer business under public distribution system (No.)	Assistance for rehabilitation of central consumer co-operative stores (No.)	Margin Money to Co operative consumer stores for consumer business (No.)
Managerial subsidy for branches of district Co-operative banks (No.)	Loan for modernisation of branches of district co-operative banks (No.)	Managerial subsidy to Urban Co-operative banks (No.)	Subsidy for furniture, Fixtures of urban Co-operative banks (No.)	(2)	(3)	(4)	(5)	(10)
3	2	1	..	1	2	4	..	1
1	14
..	..	1	10	..	1
1	10
5	2	2	..	1	2	38	..	2
..	1	..	30
..	3	1	1
5	2	2	32
..	1
..	1	..	6
5	5	4	2	68	..	1
108	37	11	3	41	30	580	7	8

STATEMENT DSP—IV—(Contd.)

District	Co-operative					Managerial subsidy to new marketing societies/ Soyabean societies (No.)
	Margin money to marketing Societies for foodgrain business (No.)	Margin money to marketing Societies for minor irrigation/ agricultural implements (No.)	Margin money to FSS for foodgrain business (No.)	Margin money to PACs. for fertilizer business (No.)		
(1)	(11)	(12)	(13)	(14)	(15)	
Agra	7	..	
Aligarh	15	..	
Etah	15	..	
Mainpuri	
Mathura	10	..	
Agra Division	47	..	
Jhansi	7	..	
Lalitpur	
Hamirpu	3	..	
Banda	5	..	
Jalaun	1	..	
Jhansi Division	16	..	
Lucknow	23	..	
Rae Bareli	3	32	..	
Hardoi	40	..	
Unnao	25	..	
Sitapur	38	..	2	
Kheri	
Lucknow Division	41	120	2	
Bareilly	37	..	
Budaun	40	..	
Pilibhit	
Shahjahanpur	7	..	
Bareilly Division	84	..	

Co-operative—(Contd.)

Share capital to new marketing societies/soyabean societies (No.)	Assistance for rehabilitation of DCDF (No.)	Assistance for reorganisation of co-operative marketing Societies (No.)	Assistance for rehabilitation of co-operative dal or rice processing units (No.)	Loan for strengthening of old processing units (No.)	Assistance for agriculture service centres established by co-operative marketing societies (No.)	Assistance to co-operative printing press (No.)	Assistance for rehabilitation and strengthening of co-operative cold storages (No.)
(16)	(17)	(18)	(19)	(20)	(21)	(22)	(23)
..
..	1
..
..
..
..	1
..
..
..
3
..	1	1	..
3	1	1	..
..	1
..
..	1
..
2
..
2	1	1
..
..
..	1	1
..
..	1	1

STATEMENT DSP—IV—(Contd)

District	Co-operative				
	Margin money to marketing societies for foodgrain business (No.)	Margin money to marketing societies for minor irrigation/ agricultural implements (No.)	Margin money to FSS for foodgrain business (No.)	Margin money to PACs. for fertilizer business (No.)	Managerial Subsidy to new marketing societies/ Soyabean societies (No.)
(1)	(11)	(12)	(13)	(14)	(15)
Meerut	20	..
Ghaziabad	10	..
Bulandshahr
Saharanpur	30	..
Muzaffarnagar	10
Meerut Division	10	60	..
Moradabad
Rampur
Bijnor
Moradabad Division
Varanasi	154	..
Ghazipur
Ballia
Jaunpur	35	..
Mirzapur	10	..
Varanasi Division	199	..
Gorakhpur	40	1
Basti	70	..
Deoria	60	..
Azamgarh	30	..
Gorakhpur Division	200	1
Allahabad	2	30	1
Fatehpur	10	..
Pratapgarh	..	1	..	15	..
Allahabad Division	..	1	2	55	1

Co-operative—(Contd.)

Share capital to new marketing societies/ soyabean societies (No.)	Assistance for rehabilitation of DCDF (No.)	Assistance for reorganisation of co-operative marketing societies (No.)	Assistance for rehabilitation of co-operative dal or rice processing units (No.)	Loan for strengthening of old processing units (No.)	Assistance for agriculture service centres established by co-operative marketing societies (No.)	Assistance to co-operative printing press (No.)	Assistance for rehabilitation and strengthening of co-operative-cold storages (No.)
(16)	(17)	(18)	(19)	(20)	(21)	(22)	(23)
..	1	—	—	1
..
..
..	—
—	1	—	—	—	—	—	..
..	2	1
..
15	—	1
..	—	—	—
15	1
..
..	1	1
..
..	—
..
..	1	1
10	1	..	1
..	—
—	—	—	—	—	—	—	1..
..	—	..	—	—	—	—	..
10	1	..	1
1
..
..	1
1	1

STATEMENT DSP—IV—(Contd.)

District	Co-operative				
	Margin money to marketing societies for foodgrain business (No.)	Margin money to marketing societies for minor irrigation/agricultural implements (No.)	Margin money to FSS for foodgrain business (No.)	Margin money to PACs. for fertilizer business (No.)	Managerial subsidy to new marketing societies/Soyabean societies (No.)
(1)	(11)	(12)	(13)	(14)	(15)
Kanpur Nagar	1
Kanpur Dehat	25	..
Farrukhabad	10	..
Etawah	10	..
Kanpur Division	..	1	..	45	..
Faizabad	30	..
Sultanpur ..	1	..	1	30	..
Gonda ..	2	18	1
Barabanki	25	..
Baharich	40	..
Faizabad Division	3	..	1	143	1
GRAND TOTAL (PLAINS)	4	3	52	969	5

Co-operative—(Concl.)

Share capital to new marketing societies/soyabean societies (No.)	Assistance for rehabilitation of DCDF (No.)	Assistance for re-organisation of co-operative marketing societies (No.)	Assistance for rehabilitation of co-operative dal or rice processing units † (No.)	Loan for strengthening of old processing units (No.)	Assistance for agriculture service centres established by co-operative marketing societies (No.)	Assistance to co-operative printing press (No.)	Assistance for rehabilitation and strengthening of co-operative cold storages
(16)	(17)	(18)	(19)	(20)	(21)	(22)	(23)
..	1	5
..
..
..
..	1	5
..
..
5
..
..
5
36	6	5	1	2	1	1	6

STATEMENT—DSP—IV—(Contd.)

District	L.R.D.P.		Drought Prone Area Programme			N.R.E.P.	Land Reforms
	Families benefitted (No.)	Soil and water conservation (ha.)	Creation of Irrigation Potential (ha.)	Forestation and development of pastures (ha.)	Employment generation (Lakh mandays)	Financial Assistance to allottees of surplus land (No.)	
(1)	(2)	(2)	(3)	(4)	(2)	(2)	
Agra	11626	13.26	..	
Aligarh	11410	13.26	..	
Etah	8656	9.29	..	
Mainpuri	9043	9.95	..	
Mathura	6848	7.30	100	
Agra Division	47583	53.06	100	
Jhansi	5983	1100	..	500	7.30	..	
Lalitpur	2843	600	400	500	2.65	50	
Hamirpur	7019	2950	500	500	7.96	200	
Banda	8612	4000	1000	1400	9.95	600	
Jalaun	5813	1700	100	700	6.63	600	
Jhansi Division	30270	10350	2000	3600	34.49	1450	
Lucknow	7918	10.61	..	
Rae Bareli	13002	15.26	..	
Hardoi	13776	16.58	600	
Unnao	11193	13.26	..	
Sitapur	14549	..	600	800	17.91	50	
Kheri	10978	400	..	500	13.26	1600	
Lucknow Division	71416	400	600	1300	86.88	2250	
Bareilly	8657	9.28	50	
Badaun	9692	9.95	40	
Pilibhit	4607	5.31	200	
Shahjahanpur	8440	9.28	30	
Bareilly Division	31396	33.82	320	

Panchayat Raj							Community Development (Rural Development)		
Construction of workshop of Panchayat Udyog (No.)	Incentive to Gaon Sabha's for raising their resources	Construction of village Pavements and drains (No. of villages)	Installation of LCPFWS. Latrines (No. of families)	Construction of Panchayat Bhawans (No.)	Improvement of hat and melas (No.)	Technical and managerial assistance to Panchayats (No.)	District Development offices (No.)	Block level Residential units (No.)	Buildings Non-Residential units (No.)
(2)	(3)	(4)	(5)	(6)	(7)	(8)	(2)	(3)	(4)
..	3	28	..	2	15	..
1	3	53	..	11	4	6	1
1	3	39	32	..
1	3	44	..	4	..	2	..	20	..
..	3	27	..	8	4	2	1	2	..
3	15	191	..	25	8	10	2	69	..
1	3	62	..	8	1	2	..	13	..
..	3	35	87	2	2	8	..
..	3	63	..	6	1	37	..
1	3	52	..	3	4	30	..
1	3	79	79	13	..	1	..	17	..
3	15	291	166	32	7	3	1	105	..
..	3	46	..	3	1	5	..
..	3	2	11	..
..	3	57	..	15	1	10	..
..	3	32	..	4	..	1	1	30	..
..	3	51	..	1	1	..	1	63	..
..	3	44	..	2	2	28	..
..	18	230	..	25	6	1	3	147	..
..	3	43	..	6	20	..
..	3	35	3	1	2	..
1	3	42	..	1	7	..
..	3	13	72	..
1	12	133	..	7	..	3	1	111	..

STATEMENT DPS—IV—(Contd.)

District	I.R.D.P.		Drought Prone Area Programme			N.R.E.P.	Land Reforms
	Families benefitted (No.)	Soil and water conservation (ha.)	Creation of Irrigation Potential (ha.)	Forestation and development of pastures (ha.)	Employment generation (Lakh mandays)	Financial Assistance to allottees of surplus land (No.)	
(1)	(2)	(2)	(3)	(4)	(2)	(2)	
Meerut	10852	11.94	50	
Ghaziabad	7189	8.62	..	
Bulandshahr	10636	11.94	..	
Saharanpur	12354	15.25	200	
Muzaffarnagar	9214	10.61	200	
Meerut Division	50245	58.36	450	
Moradabad	12228	13.93	50	
Rampur	4004	4.64	100	
Bijnor	8566	10.61	200	
Moradabad Division	24798	29.18	350	
Varanasi	17518	21.89	..	
Ghazipur	10420	11.94	100	
Ballia	10465	11.27	470	
Jaunpur	14765	17.91	..	
Mirzapur	14379	2500	1100	1500	17.24	500	
Varanasi Division	67547	2500	1100	1500	80.25	1070	
Gorakhpur	21784	25.87	100	
Basti	20453	23.21	200	
Deoria	18258	20.56	..	
Azamgarh	21351	25.87	30	
Gorakhpur Division	81846	95.51	330	
Allahabad	21136	250	50	..	25.87	..	
Fatehpur	8998	10.61	200	
Pratapgarh	10977	13.27	..	
Allahabad Division	41111	250	50	..	49.75	200	

Panchayat Raj							Community Development (Rural Development)		
Construction of workshop of Panchayat Udyog (No.)	Incentive to Gaon Sabha's for raising their resources	Construction of village pavements and drains (No. of villages)	Installation of LCPFWS. Latrines (No. of families)	Construction of Panchayat Bhawans (No.)	Improvement of hat and melas (No.)	Technical and managerial assistance to panchayats (No.)	District Development offices (No.)	Block level Buildings Residential units (No.)	Non-Residential units (No.)
(2)	(3)	(4)	(5)	(6)	(7)	(8)	(2)	(3)	(4)
1	3	233	3	1	15	..
..	3	82	..	1	..	2	1
..	3	112	..	5	1	1
..	3	143	1	2	1	16	..
1	3	16	1	..	1	14	..
2	15	570	..	22	2	7	4	46	1
..	3	114	521	2	4	1	..	27	..
..	3	73	..	2	4	14	..
1	3	87	204	7	3	..	1	14	1
1	9	274	725	11	11	1	1	55	1
..	3	66	..	22	1	98	..
..	3	65	..	2	21	..
1	3	80	..	11	1	43	..
..	3	40	..	4	1	11	..
..	3	82	..	7	..	1	..	15	..
1	15	333	..	46	..	1	3	188	..
..	3	83	..	9	..	2	..	87	..
..	3	18	40	..	5	2	1	16	..
..	3	133	81	6	1	35	..
..	3	217	..	58	..	2	..	13	..
..	12	521	121	73	5	6	2	151	..
3	3	150	485	6	..	3	..	1	..
..	3	34	81	13	42	..
1	3	91	87	11	6	3	..	20	..
4	9	275	653	30	6	6	..	63	..

STATEMENT DSP—IV—(Contd.)

District	I.R.D.P.		Drought Prone Area Programme			N.R.E.P.	Land Reforms
	Families benefitted (No.)	Soil and water conservation (ha.)	Creation of irrigation potential (ha.)	Forestation and development of postures (ha.)	Employment generation (Lakh mandays)	Financial Assistance to allottees of surplus land (No.)	
(1)	(2)	(2)	(3)	(4)	(2)	(2)	
Kanpur Nagar	.. 2272	2.29	20	
Kanpur Dehat	.. 12880	15.78	..	
Farrukhabad	.. 9214	10.61	200	
Etawah	.. 9601	11.27	..	
Kanpur Division	.. 33967	39.95	220	
Faizabad	.. 13947	17.24	130	
Sultanpur	.. 14037	15.92	250	
Gonda	.. 14685	800	200	700	15.92	..	
Barabanki	.. 11967	14.59	500	
Bahraich	.. 11455	2000	1500	1800	12.60	2000	
Faizabad Division	.. 66091	2800	1700	2500	76.27	2880	
GRAND TOTAL (PLAINS)	.. 546270	16300	5450	8900	637.52	9620	

Panchayat Raj							Community Development (Rural Development)		
Construction of workshop of Panchayat Udyog (No.)	Incentive to Gaon Sabha's for raising their resources	Construction of village pavements and drains (No. of villages)	Installation of LCPFWS Latrines (No. of families)	Construction of Panchayat Bhawans (No.)	Improvement of Hat and Melas (No.)	Technical and managerial assistance to Panchayats (No.)	District Development offices (No)	Block level buildings	
(2)	(3)	(4)	(5)	(6)	(7)	(8)	(2)	Residential units (No.)	Non-Residential units (No.)
..	3	17	22	..
..	3	113	..	5	7	52	..
1	3	95	..	11	2	..	1	1	..
1	3	10	..	4	1
2	12	235	..	20	9	..	2	75	..
..	3	55	..	2	38	..
..	3	27	388	6	1	15	..
..	3	37	1	5	..
..	3	80	..	5	2	10	..
..	3	79	..	2	4	..	1	11	..
..	15	278	388	15	6	..	3	79	..
17	147	3331	2053	306	60	38	22	1089	2

STATEMENT—DSP—IV—(Contd)

District			Private Minor Irrigation		State Minor		
			Subsidy Irrigation potential (ha.)	Boring godowns (Nos.)	State		
					Boring (No.)	Develop- ment (No.)	Pump House (No.)
(1)		(2)	(3)	(2)	(3)	(4)	
Agra	186	3	3	3	3
Aligarh	4	4	4
Etah	4	2	2	2
Mainpuri	15	4	2	2	2
Mathura	4
Agra Division		..	201	12	11	11	11
Jhansi	1126	1	2	2	2
Lalitpur	1263	1
Hamirpur	666	3	15	15	16
Banda	736	1	2	2	2
Jalaun	476	1	10	10	10
Jhansi Division		..	4267	7	29	29	30
Lucknow	1	3	3	3
Rae Bareili	3	3	3
Hardoi	1	2	2	2
Unnao	3	3	3
Sitapur	1	3	3	3
Kheri	2	2	2
Lucknow Division		3	16	16	16
Bareilly	168	4	2	2	2
Badaun	5	7	7	7
Pilibhit	1	1	1	1
Shahjahanpur	3	2	2	2
Bareilly Division		..	168	13	12	12	12

Irrigation							Power		
Tube-wells (Normal)							Reconstruc-	Energisa-	
Pumping sets (No.)	Energisa-tion (No.)	Pipe line (Kms)	Pucca Gul (Kms.)	Kucha Gul (Kms.)	Field channels (Km.)	Irrigation potential (ha.)	tion of tubewells (Nos.)	tion of private tube-wells and pump-sets (No.)*	
(5)	(6)	(7)	(8)	(9)	(10)	(11)	(12)	(2)	
3	3	38	2.2	10	57.1	300	11	65	
4	4	22	2	9	4.1	400	6	95	
2	2	32	10	..	10.5	200	6	30	
2	2	34.4	.7	..	39.6	200	8	..	
..	
11	11	126.4	16.9	19	148.2	1100	31	190	
2	2	11.3	46	200	..	10	
..	10	
17	17	97	..	20	131	1700	..	15	
2	2	20	0.9	..	30.8	200	3	15	
10	10	46.8	1.98	1000	..	15	
31	31	175.1	0.9	20	405.8	3100	3	65	
3	3	34.4	8.9	3	57	300	6	10	
3	3	51	7.7	..	19	300	..	10	
2	2	31.7	12	..	31.3	200	5	15	
3	4	19.1	6.4	..	64	400	1	..	
3	3	42	13	..	14.7	300	1	25	
2	2	21.3	63	200	4	40	
16	17	199.5	48	3	249	1700	17	100	
2	2	27	2.8	..	60.7	200	4	..	
7	7	79	3	..	23	700	10	..	
1	1	21.7	26.7	100	..	30	
2	2	25.5	0.5	..	8	200	2	35	
12	12	153.2	6.3	..	118.4	1200	16	65	

*Provisional

STATEMENT—DSP—IV—(Contd.)

District	Private Minor Irrigation			State Minor		
	Subsidy Irrigation potential (ha.)	Boring godowns (Nos.)	Boring (No.)	State		
				Development (No.)	Pump House (No.)	
(1)	(2)	(3)	(2)	(3)	(4)	
Meerut	..	5	2	2	2	2
Ghaziabad	1	1	1	1
Bulandshahr	..	1	1	1	1	1
Saharanpur	2	2	2	2
Muzaffarnagar	1	1	1	1
Meerut Division	..	6	7	7	7	7
Moradabad	..	1	2	2	2	2
Rampur	..	1	3	3	3	3
Bijnor	..	3	2	2	2	2
Moradabad Division	..	5	7	7	7	7
Varanasi	..	248	11	5	5	5
Ghazipur	3	13	13	13
Ballia	8	8	8
Jaunpur	6	2	2	2
Mirzapur	..	588	6	4	4	4
Varanasi Division	..	836	26	32	32	32
Gorakhpur	..	168	1	20	20	20
Basti	4	14	14	14
Deoria	6	4	4	6
Azamgarh	2	9	9	9
Gorakhpur Division	..	168	13	47	47	49
Allahabad	..	528	1	3	3	3
Fatehpur	5	1	1	1
Pratapgarh	2	3	3	3
Allahabad Division	..	528	2	7	7	7

Irrigation—(Contd)								Power
Tube-wells (Normal)								Energisa- tion of private tube-wells and pump-sets (No.)*
Pumping sets (No.)	Energisa- tion (No.)	Pipe line (Km.)	Pucca Gul (Km.)	Kucha Gul (Km.)	Field channels (Km.)	Irrigation potential (ha.)	Re- construc- tion of tube-wells (No.)	(2)
(5)	(6)	(7)	(8)	(9)	(10)	(11)	(12)	(2)
2	2	29.5	6	200	5	15
1	1	22.4	4	..	8.7	100	1	30
1	1	6.5	7	2.8	24	100	6	..
2	2	11	17	8.5	30	200	4	30
1	1	9.7	7.7	24	11.5	100	3	125
7	7	79.2	41.7	35.3	74.2	700	19	200
2	2	16.6	5	..	18.6	200	26	25
3	3	1.1	5.5	8	15	300	8	35
2	2	7.7	26.8	..	22.7	200	8	50
7	7	35.3	37.3	8	56.3	700	42	110
5	5	66	20	..	67	500	9	60
13	13	50.1	15	..	43	1300	6	50
8	8	52	23.4	..	87	800	4	35
2	2	21	6	200	2	30
4	4	38	17	..	37	400	4	10
32	32	227.1	75.4	..	240	3200	25	185
20	20	1.16	20	..	108	2000	4	35
14	14	2.50	30	20	136	1400	5	70
6	6	68	15	..	80	600	4	10
9	9	34.3	78	900	6	35
49	49	468.3	65	20	402	4900	19	150
3	3	48	20	..	9	300	8	10
1	1	13	5	..	18.5	100	2	..
3	3	9.3	40	300
7	7	70.3	25	..	67.5	700	10	10

*Provisional

STATEMENT—DSP—IV—(Contd.)

District	Private Minor Irrigation (Concl.)		State Minor		
	Subsidy Irrigation potential (ha.)	Boring godowns (Nos.)	State		
			Boring (No.)	Develop-ment (No.)	Pump house (No.)
(1)	(2)	(3)	(2)	(3)	(4)
Kanpur Nagar	2	2	2
Kanpur Dehat	168	..	6	6	6
Farrukhabad	2	2	2
Etawah	15	..	1	1	1
Kanpur Didision ..	183	..	11	11	11
Faizabad	6	3	3	3
Sultanpur	3	2	2	2
Gonda	2	2	2	2
Bara Banki	1	1	1	1
Bahraich	5	4	4	4
Faizabad Division	17	12	12	12
GRAND TOTAL (PLAINS)	6351	110	191	191	194

Irrigation - (Concl'd.)								Power
Tubewells (Normal)								Energisa- tion of private tube-well and pump-sets (No.)*
Pumping sets (No.)	Energisa- tion (No.)	Pipe line (Kms.)	Pucca gul (Kms.)	Kucha gul (Kms)	Field channels (Kms.)	Irrigation potential (ha.)	Re- construction of tube-wells (No.)	(12)
(5)	(6)	(7)	(8)	(9)	(10)	(11)	(12)	(12)
2	2	11.5	5.5	...	18	200	1	5
6	6	66	15.4	..	87	600	6	20
2	2	28	2	..	10.2	200	4	10
1	1	14	10	..	11.7	100	3	5
11	11	119.5	32.9	..	126.9	1100	14	50
3	3	44.3	15	...	52	300	4	2
2	2	21.5	10.2	...	29	200	2	
2	2	23	8	..	37.2	200	3	--
1	1	18	13.3	..	31.6	100	1	25
4	4	57	4.1	...	70	400	7	--
12	12	163.8	50.6	...	209.8	1200	17	125
195	196	1817.7	400	105.3	2098.1	19600	213	1250

*Provisional

STATEMENT DSP—IV—(Contd.)

District	Village and Small			
	Forged heat treatment Meerut Testing and agricultural implements (No.)	Fairs and Exhibitions (No.)	Margin money loan Through District Industry Centres (No. of units)	Integrated margin money loan (No. of units)
(1)	(2)	(3)	(4)	(5)
Agra	1	9	30
Aligarh	2	9	25
Etah	1	10	20
Mainpuri	1	10	20
Mathura	1	10	25
Agra Division	6	48	120
Jhansi	1	10	20
Lalitpur	1	14	20
Hamirpur	3	10	18
Banda	1	6	22
Jalaun	2	10	25
Jhansi Division	8	50	105
Lucknow	4	10	30
Rae Bareilly	1	9	28
Hardoi	4	5	11
Unnao	1	10	22
Sitapur	1	6	18
Kheri	1	10	20
Lucknow Division	12	50	129
Bareilly	1	6	30
Badaun	2	10	16
Pilibhit	1	10	15
Shahjahanpur	2	10	14
Bareilly Division	6	36	75

Scale Industries

Entrepreneurial Development Training Programme		Promotional programme for handicraft artisans through Export Corporation		Managerial Assistance to weaver Co-operative Societies	Share capital loan to Handloom Co-operative Societies	Modernisation of Handlooms	Assistance to Handicraft societies	Assistance to Industrial Co-operatives (Non-Textiles)
No. of training programmes	No. of Trainees	Common Facility Centre, Varanasi	Chickan Centre No. of new workers	No. of Societies	No. of societies	(No.)	Samitis (No.)/ Beneficiaries (No.)	S. mitis (No.)/ Beneficiaries (No.)
(6)	(7)	(8)	(9)	(10)	(11)	(12)	(13)	(14)
47	2170
39	1800	3	12	60	..	8/120
39	1800	3	15	1/15	1/15
31	1430	1	10
39	1800	2	10	1/15	..
195	9000	3	18	95	2/30	9/135
47	2170	12	100	5/70	2/30
39	1800	1	6/90
39	1800	1
39	1800	1	2/15
31	1430	2/30	2/30
195	9000	15	100	7/100	12/165
47	2170	..	620	..	1	20	..	2/30
47	2170	1	20	..	2/30
39	1800	1	6	15
31	1430	11	50
39	1800	12	40
31	1430	1	10	2/30	2/30
234	10800	..	620	1	32	155	2/30	6/90
47	2170	3	60
39	1800	1	20	5/65	8/115
31	1430	3	52	4/39	2/30
39	1800	3	1	..	2/30	2/30
156	7200	3	8	132	11/134	12/175

STATEMENT—DSP—IV—(Contd.)

District	Village and Small			
	Forged Heat treatment Meerut	Fairs and Exhibitions (No.)	Margin money loan through District Industry Centre (No. of units)	Integrated margin money loan (No. of units)
(1)	(2)	(3)	(4)	(5)
Meerut	325	1	10	30
Ghazia bad	1	10	50
Bulandshahr	1	5	18
Saharanpur	1	10	20
Muza ffarnagar	1	5	20
Meerut Division	325	5	40	138
Morada bad	2	5	20
Rampur	2	10	19
Bijnor	3	8	17
Morada bad Division	7	23	56
Varanasi	1	10	35
Ghazipur	1	12	20
Ballia	1	10	19
Jaunpur	1	11	28
Mirzapur	1	9	20
Varanasi Division	5	52	122
Gorakhpur	1	6	25
Basti	1	10	20
Deoria	1	10	20
Azamgarh	1	6	16
Gorakhpur Division	4	32	81
Alla ha bad	3	5	15
Fatehpur	3	15	20
Pratapgarh	1	10	16
Alla ha bad Division	7	30	51

Scale Industries —(Contd.)

Entrepreneurial Development Training Programme		Promotional Programme for hand-craft artisans through Export Corporation		Managerial assistance to weaver Co-operative Societies	Share capital loan to Handloom Co-operative Societies	Modernisation of Handlooms	Assistance to Hand-craft societies	Assistance to Industrial Co-operative (Non-Textiles)
No. of training programmes	No. of Trainees	Common Facility Centre	Chickan Centre	No. of Societies	No. of societies	(No.)	Samitis/Beneficiaries (No.)	Samitis/beneficiaries (No.)
(6)	(7)	(8)	(9)	(10)	(11)	(12)	(13)	(14)
47	2170	2	2	20
39	1800	3	25
31	1430
39	1800	1/15	1/15
39	1800	2	20	..	2/30
195	9000	2	7	65	1/15	3/45
47	2170	2	10	100	4/60	..
39	1800	3	40	3/45	3/45
31	1430	10	25
117	5200	2	23	165	7/105	3/45
47	2170	300	27
31	1430	5	50
39	1800	1	10	4/60	2/30
39	1800	1/15	2/25
39	1800	23/300	3/40
195	9000	300	33	60	28/335	7/95
47	2170	10	200	7/100	9/135
39	1800	25	252
31	1430	5	75	8/115	8/120
39	1800	8	200	2/30	5/45
156	7200	48	727	17/245	22/300
47	2170	5	3/40	..
31	1430	3	5	2/25	1/15
39	1800	1
117	5400	4	10	5/65	1/15

STATEMENT DSP—IV—(Contd.)

District	Village and Small			
	Forged Heat treatment, Meerut Testing and Agriculture Implements (No.)	Fairs and Exhibitions (No)	Margin money loan through District Industries Centre (No. of units)	Integrated margin money loan No. of (units)
(1)	(2)	(3)	(4)	(5)
Kanpur Nagar	..	1	10	20
Kanpur Dehat	..	2	10	20
Farrukhabad	..	3	15	20
Etawah		2	14	16
Kanpur Division	..	8	49	76
Faizabad	..	1	10	20
Sultanpur	..	1	10	25
Gonda	..	1	10	14
Barabanki	..	1	10	22
Bahraich	..	1	6	15
Faizabad Division	..	5	46	90
GRAND TOTAL (PLAINS)	325	73	456	1049

Scale Industries (Contd.)								
Entrepreneurial Development Training Programme		Promotional Programme for Handicraft artisans through Export Corporation		Managerial assistance to weaver Co-operative Societies	Share Capital loan to Handloom Co-operative societies	Modernisation of Handlooms (No.)	Assistance to Handicraft societies ----- Samitis /Beneficiaries (No.)	Assistance to Industrial co-operatives (Non-Textiles) ----- Samitis/beneficiaries (No.)
No. of training programmes	No. of Trainees	Common Facility Centre Varanasi	Chickan Centre ----- No. of new workers	No. of Societies	No. of societies			
(6)	(7)	(8)	(9)	(10)	(11)	(12)	(13)	(14)
31	1430	10	50
47	2170	2	50
39	1800	3/40
39	1800	5/75	2/30
156	7200	12	100	5/75	5/70
47	2170	5	6/90
39	1800	1	20	1/15	1/15
39	1800
31	1430	8	40	..	1/15
39	1800	1/15	1/15
195	9000	14	60	2/30	9/135
1711	88000	300	620	9	214	1669	87/1204	89/1270

STATEMENT—DSP—IV—(Contd.)

Districts	Village and Small			
	Small units		Handicraft units	
	Establishment	No. of persons employed	Establishment	No. of persons employed
(1)	(15)	(16)	(17)	(18)
Agra	625	3125	1100	1100
Aligarh	550	2750	600	600
Etah	300	1500	200	200
Mainpuri	318	1590	200	200
Mathura	420	2100	700	700
Agra Division	2213	11065	2800	2800
Jhansi	440	2200	600	600
Lalitpur	290	1450	600	600
Hamirpur	240	1200	200	200
Banda	240	1200	600	600
Jalaun	278	1390	400	400
Jhansi Division	1488	7440	2400	2400
Lucknow	610	3050	1400	1400
Rae Bareli	330	1650	500	500
Hardoi	336	1680	300	300
Unnao	460	2300	600	600
Sitapur	310	1550	300	300
Kheri	234	1170	300	300
Lucknow Division	2280	11400	3400	3400
Bareilly	570	2850	600	600
Badaun	462	2310	500	500
Pilibhit	354	1770	200	200
Shahjahanpur	474	2370	300	300
Bareilly Division	1860	9300	1600	1600
Meerut	980	4900	900	900
Ghazlabad	770	3850	650	650
Bulandshahr	715	3575	700	700
Saharanpur	800	4000	800	800
Muzaffarnagar	715	3575	700	700
Meerut Division	3980	19900	3750	3750

District	Industry—(Concl.d.)			
	Small units		Handicraft units	
	Establishment	No. of persons employed	establishment	No of persons employed
(1)	(15)	(16)	(17)	(18)
Moradabad	700	3500	1200	1200
Rampur	360	1800	500	500
Bijnor	360	1800	500	500
Moradabad Division	1420	7100	2200	2200
Varanasi	780	3900	1000	1000
Ghazipur	372	1860	400	400
Ballia	360	1800	400	400
Jaunpur	300	1500	400	400
Mirzapur	432	2160	800	800
Varanasi Division	2244	11220	3000	3000
Gorakhpur	432	2160	700	700
Basti	354	1770	700	700
Deoria	330	1650	400	400
Azamgarh	354	1770	600	600
Gorakhpur Division	1470	7350	2400	2400
Allahabad	732	3660	600	600
Fatehpur	375	1875	600	600
Pratapgarh	250	1250	600	600
Allahabad Division	1357	6785	1800	1800
Kanpur (Nagar)	400	2000	200	200
Kanpur (Dehat)	420	2100	400	400
Farrukhabad	360	1800	800	800
Etawah	360	1800	600	600
Kanpur Division	1540	7700	2000	2000
Faizabad	462	2310	600	600
Sultanpur	375	1875	600	600
Gonda	270	1350	600	600
Bara Banki	380	1900	600	600
Bahraich	252	1260	400	400
Faizabad Division	1749	8695	2800	2800
GRAND TOTAL (PLAINS)	21601	107455	28150	28150

STATEMENT DSP—IV—(Contd.)

District	Roads and				
	New Construction			Re- construction (kms.)	Bridge construction (No.)
	Earth work (kms.)	Kharanja (kms.)	Soling (kms.)		
(1)	(2)	(3)	(4)	(5)	(6)
Agra	50	..	1
Aligarh	20	45	9
Etah	4	10	46
Mainpuri	3	..	2
Mathura	55
Agra Division	82	55	107	..	1
Jhansi	48	15	1
Lalitpur	20
Hamirpur	81	71	67	..	4
Banda	44	3	17	9	..
Jalaun	10	30	..	7
Jhansi Division	173	84	134	24	12
Lucknow
Rae Barili	18	1
Hardoi	1	3	65
Unnao	20	14	30	..	1
Sitapur	8	18	29	..	1
Kheri	25	25	..	1
Lucknow Division	29	78	149	..	4
Bareilly	14	50	38
Badaun	8	40	20	..	2
Pilibhit	6	18	35	..	1
Shahjahanpur	19	16	..	1
Bareilly Division	28	127	109	..	4
Meerut	6	4	24	..	1
Ghaaziabad	1	49
Bulandshahar	90	62
Saharanpur	33	6	8	..	1
Muzaffarnagar	18	20	3	1
Meerut Division	39	119	163	3	3

Bridges							
Bridge/ Culverts (No.)	Middle layer (kms.)	Top layer (kms.)	Recons- truction of roads of other de- partments (kms.)	Construc- tion of missing Links (kms.)	Construc- tion of by lanes (kms.)	Construc- tion of small bridges (No.)	Construc- tion of approach road to bridges (kms.)
(7)	(8)	(9)	(10)	(11)	(12)	(13)	(14)
9
20	20
..	..	21
4	2
..
33	22	21
..
..
9
..
9
..
35
..
5
..
26	5
66	5
..	1
249
33	17	19
98
380	18	19
2
..
..
..	4	32
..
2	4	32

STATEMENT DSP—IV—(Contd.)

District	Roads and				
	New Construction			Re-	Bridge-
	Earth work (kms.)	Kharanja (kms.)	Moling (kms.)	construc- tion (kms.)	Construc- tion (No.)
(1)	(2)	(3)	(4)	(5)	(6)
Moradabad	65	50
Rampur	20	8	2
Bijnor	25	40	..	1
Moradabad Division	85	83	40	..	3
Varanasi	130	30	25	2
Ghazipur	25	76	56	22	..
Ballia	1	11	50	20	..
Jaunpur	40	..	10	..
Mirzapur	35	37	19
Varanasi Division	61	294	155	77	2
Gorakhpur	20	130	4
Basti	11	87	138	..	6
Deoria	87	50
Azamgarh	23	84	9
Gorakhpur Division	54	388	188	..	19
Allahabad	75	28
Fatehpur	4	..	40
Pratapgarh	14	22	40	..	4
Allahabad Division	18	97	108	..	4
Kanpur (Nagar)	30	12	5	2
Kanpur (Dehat)	66	22	3
Farrukhabad	6	42	36	..	3
Etawah	11	8	..
Kanpur Division	6	72	125	35	8
Faizabad	60	27	2
Sultanpur	165
Gonda	22	55	7	7	..
Barabanki	10	50	26	..	3
Bahraich	50	60	40	..	2
Faizabad Division	307	192	73	7	7
GRAND TOTAL (PLAINS)	882	1589	1351	145	67

Bridges—(Concl'd.)

Bridge Culverts (No.)	Middle layer (kms.)	Top layer (kms.)	Reconstruction of roads of other departments (kms.)	Construction of missing links (kms.)	Construction of by lanes (kms.)	Construction of small bridges (No.)	Construction of approach roads to bridges (km%)
(7)	(8)	(9)	(10)	(11)	(12)	(13)	(14)
..
..	3
42	36	40
42	39	40
..
..	40
..
3	50
123	37	21
126	127	21
95	100
70	40	50
..
..	67
165	207	50
..
42
..
42
..	7	9	1
..	4	8	..	8	1
..
..	40	11	..	2
..	40	11	11	19	1	8	1
..
..
..
..
..
865	457	173	51	24	1	8	1

STATEMENT DSP—IV—(Contd.)

District	Tourism				
	Water and electric arrangement works (Nos.)	Sheds (No.)	Local tourism development (No. of Places)	Beautification of tourist sites (Nos.)	Construction of stairs in Kalingar Fort
(1)	(2)	(3)	(4)	(5)	(6)
Agra
Allgarh
Etah
Malnपुर
Mathura
Agra Division
Jhansi	1
Dalltपुर
Hamirपुर
Banda	1	1
Jalaun	1
Jhansi Division	1	2	..	1
Lucknow	1
Rae Barell	1
Hardoi	1
Unnao	1
Sitapur
Khe
Lucknow Division	4
Bareilly
Badaun	1
Pillbhit
Shahjahanपुर
Bareilly Division	1
Meerut
Ghaziabad
Bulandshahr	1	..
Saharanपुर
Muzaffarnagar
Meerut Division	1	..

Economics and Statistics

Ammonia print machine (Nos.)	Pentagraph machine table (Nos.)	Photo Copier machine (Nos.)	Iron Racks (Nos.)	Steel Almirah (Nos.)	Room Cooler (Nos.)	Duplica- ting machine (Nos.)	Tracing table (Nos.)
(2)	(3)	(4)	(5)	(6)	(7)	(8)	(9)
..	1	..	4	4	4	1	1
..	1	..	4	4	4	1	1
..	4	4	4	1	1
..	1	1	4	4	4	1	1
1	2	2	1	1
1	3	1	16	18	18	5	5
1	4	4	4	1	1
..	3	3	2	1	1
..	..	1	1	1
..	1	..	4	4	4	1	1
..	1	..	4	4	4	1	1
1	2	1	15	15	14	5	5
..	..	1	2	..	1	1	1
..	1	..	4	4	4	1	1
1	1	..	1	1	4	1	1
..	..	1	1	4	3	1	1
..	1	1	4	1	1
..	2	..	1	1	1
1	2	2	11	10	17	6	6
..	4	4	4	1	1
..	4	2	2	1	1
..	..	1	2	1	1
..	4	4	4	1	1
..	..	1	12	10	12	4	4
..	1	..	4	4	4	1	1
..	4	2	2	1	1
..	..	1	1	1
1	2	1	2	1	1
1	2	3	2	1	1
2	1	1	12	10	10	5	5

					Tourism					
District					Water and electric arrangement works (Nos.)	Shed. No.	Local tourism development (No. of Places)	Beautification of tourist sites (No.)	Construction of stairs in Kalingar Fort	
(1)					(2)	(3)	(4)	(5)	(6)	
Moradabad	
Rampur	
Bijnor	
Moradabad Division					
Varanasi	1	..	
Ghazipur	
Ballia	
Jaunpur					1	..	1	
Mirzapur	
Varanasi Division					1	..	1	1	..	
Gorakhpur	
Basti	
Deoria	
Azamgarh	
Gorakhpur Division	
Allahabad	1	
Fatehpur	
Pratapgarh	
Allahabad Division					1	
Kanpur (Nagar)	1	
Kanpur (Dehat)	1	..	
Farrukhabad	
Etawah	
Kanpur Division					1	1	..	
Faizabad	1	
Sultanpur	
Gonda	
Barabanki	
Bahraich	
Faizabad Division					1	
GRAND TOTAL (PLAINS)					1	2	10	3	1	

Economics and Statistics

Ammonia Print Machine (Nos.)	pentagraph maChire table (Ncs.)	Photo Ccpier machine (Ncs.)	Iron racks (Ncs.)	Steel Almirah (Nos.)	Room Cooler (Ncs.)	Duplica- ting Machine (Nos.)	TracIn- Table (Nos.)
(2)	(3)	(4)	(5)	(6)	(7)	(8)	(9)
..	2	3	4	1	1
..	..	1	3	1	..	1	1
..	1	1	1
..	..	1	6	4	4	3	3
..	3	5	2	1	1
..	2	..	1	1	1
..	2	..	1	1	1
..	3	3	2	1	1
..	2	1	1
..	10	6	6	5	5
..	..	1	2	..	1	1	1
..	1	..	4	4	4	1	1
..	..	1	2	..	1	1	1
..	1	1
..	1	2	8	4	6	4	4
..	1	1
..	1	1
..	..	1	2	..	1	1	1
..	..	1	2	..	1	3	3
..	3	1	..	1	1
..	3	1	..	1	1
..	1	..	4	4	4	1	1
..	4	2	2	1	1
..	1	..	14	8	6	4	4
..	2	..	1	1	1
..	1	1	4	4	4	1	1
..	1	..	4	3	4	1	1
..	2	1	1
..	2	1	1	1	1
..	2	1	14	8	10	5	5
5	12	11	120	93	104	49	49

STATEMENT DSP—IV—(Contd.)

District	Construction of buildings and hostels of existing Government Senior Basic Schools	Grant to Unaided Primary Schools (No.)	Grant for the construction of buildings for Senior basic school in rural areas (No.)	Grant for opening of mixed junior basic schools in rural areas		General Grant for opening of mixed junior basic school in urban areas (No.)
				Existing (No.)	New (No.)	
(1)	(2)	(3)	(4)	(5)	(6)	(7)
Agra	..	6	2	11	..	1
Aligarh	..	3	17	3
Etah	..	11	..	5
Mainpuri	*	4	1	1
Mathura	..	3	..	1
Agra Division	..	27	20	21	..	1
Jhansi	..	2	1	2
Lalitpur	3	1	3	1
Hamirpur	..	3	9	11	2	..
Banda	..	5	10	5	2	..
Jalaun	*	4	5	17	3	..
Jhansi Division	..	14	28	36	10	1
Lucknow	..	5	5	5	5	..
Rae Bareilly	..	1	6	6	6	2
Hardoi	*	2	18	6	23	..
Unnao	..	4	5	6	5	..
Sitapur	..	7	3	10	1	..
Kheri	..	1	25	3	3	..
Lucknow Division	..	20	62	36	43	2
Bareilly	..	3	12	1
Badaun	..	2	4	4	6	..
Pilibhit	*	..	2	3
Shahjahanpur	..	1	2	3
Bareilly Division	..	6	20	11	6	..

*Under Construction

Education					
Grant for improvement of Science teaching and supply of Science equipments to Junior Basic School (No.)	Incentive grant in the form of free text-books to girls and boys of weaker Communities (No. of Students)	Grant for opening of Senior Basic Schools for boys and girls in rural areas		Grant for supply and upkeep of Science equipments for the improvement of Science teaching in Senior Basic Schools (No.)	Grant for opening of non-formal part-time Classes for Children belonging to the age-group of 6-14 in rural and urban areas
		Existing (No.)	New (No.)		
(8)	(9)	(10)	(11)	(12)	(13)
33	16666	4	..	4	**
..	3333	2	..	12	..
20	6666	10	..
50	20000	2	..	4	..
..
103	46665	8	..	30	..
16	3333	4	..	3	**
26	5000	1	1	5	..
20	20000	3	2	2	..
20	7000	6	2	6	..
60	14000	..	1	5	..
142	49333	14	6	21	..
10	10000	8	..	5	**
60	3000	4	..	5	..
20	20000	5	1	3	..
16	13333	12	3	10	..
15	3333	17	..	4	..
100	10000	9	2	10	..
221	59666	55	6	37	..
31	20000	2	1	6	**
..	3333	15	4
..	..	2	1
30	5000	7	..	5	..
61	28333	26	6	11	..

**Existing centres

STATEMENT DSP—IV—(Contd.)

District	Construction of buildings and hostels of existing Government Senior Basic Schools	Grant to Unaided Primary Schools (No.)	Grant for the construction of buildings for Senior basic schools in rural areas (No.)	Grant for opening of mixed junior basic schools in rural areas		General
				Existing (No.)	New (No.)	Grant for opening of mixed junior basic schools in urban areas (No.)
(1)	(2)	(3)	(4)	(5)	(6)	(7)
Meerut	..	5	2	13
Ghaziabad	..	9	..	2
Bulandshahr	..	13	..	2	17	..
Saharanpur	..	12	6	3
Muzaffarnagar	..	15	2	13	9	..
Meerut Division	..	54	10	33	26	..
Moradabad	..	6	2	12	4	1
Rampur	4	1
Bijnor	..	11	10	7
Moradabad Division	..	17	16	10	4	1
Varanasi	..	20	10
Ghazipur	..	14	2	6
Ballia	..	10	8	6	5	..
Jaunpur	..	14	16	11	5	..
Mirzapur	1	28
Varanasi Division	..	58	37	51	10	..
Gorakhpur	..	19	6	2
Basti	..	7	15	18
Deoria	..	3	13	21
Azamgarh	..	12	12	2	20	..
Gorakhpur Division	..	41	46	43	20	..
Allahabad	..	18	10	4
Fatehpur	..	4	..	12
Pratapgarh	..	6	7	11	2	..
Allahabad Division	..	28	17	27	2	..

*Under constructions

**Existing centres

Education—(Contd.)

Grant for improvement of Science teaching and supply of Science equipments to junior Basic Schools (No.)	Incentive grant in the form of free text-books to girls and boys of weaker communities (No. of students)	Grant for opening of Senior Basic Schools for boys and girls in rural areas		Grant for supply and upkeep of Science equipments for the improvement of Science teaching in senior Basic Schools (No.)	Grant for opening of non-formal part-time classes for children belonging to the age-group of 6-14 in rural and urban areas
		Existing (No.)	New (No.)		
(8)	(9)	(10)	(11)	(12)	(13)
..	**
..	..	3
10
100	5000	5	..
15	3333	5	13	1	..
125	8333	8	13	6	..
25	5000	1	1	6	**
20	10000	3	1	2	..
20	10000	8	2	5	..
65	25000	12	4	13	..
..	5000	**
25	35000	3	..	12	..
60	6666	1	..	3	..
100	27000	1	1	12	..
30	16000	5	..	15	..
215	89666	10	1	42	..
40	27000	2	..	3	**
16	..	17	2
20	..	10	3	10	..
..	10000	4	..	2	..
76	37000	33	5	15	..
100	20000	7	..	5	**
50	10000	5
50	10000	6	2	5	..
200	40000	18	2	10	..

District	General					
	Construction of buildings and hostels of existing Government Senior Basic Schools	Grant to unaided Primary Schools (No.)	Grant for the construction of buildings for Senior basic schools in rural areas (No. of Schools)	Grant for opening of mixed junior basic schools in rural areas		Grant for opening of mixed junior basic school in urban areas (No. of Schools)
(1)	(2)	(3)	(4)	Existing (No. of Schools)	New (No. of Schools)	(7)
Kanpur (Nagar)	..	2	..	4	6	..
Kanpur (Dehat)	..	9	17	14	5	..
Farrukhabad	..	3	21	2
Etawah	..	13	4	12
Kanpur Division	..	27	42	32	11	..
Faizabad	..	11	3	4	1	2
Sultanpur	..	9	4	7	1	..
Gonda	..	3	16	3	1	..
Bara Banki	..	3	25	2
Bahraich	3	3
[Faizabad Division	..	26	51	19	3	2
GRAND TOTAL (PLAINS)	..	318	349	319	134	7

** Existing Centres.

Education -- (Contd.)

Grant for improvement of Science teaching and supply of Science equipments to Junior Basic Schools (No.)	Incentive grant in the form of free text-books to girls and boys of weaker communities (No. of Students)	Grant for opening of Senior Basic Schools for boys and girls in rural areas		Grant for supply and upkeep of Science equipments for the improvement of Science teaching in senior Basic Schools (No.)	Grant for opening of non-formal part-time classes for children belonging to the age-group of 6-14 in rural and urban areas
		Existing (No.)	New (No.)		
(8)	(9)	(10)	(11)	(12)	(13)
25	20000	4	3	6	**
20	2000	15	5	10	..
..	..	2
..	..	9
45	22000	30	8	16	..
50	10000	3	..	3	**
100	10000	3	..	30	—
..	10000	4	1
15	5000	1	..	4	..
..	5000	2
165	30000	13	1	37	..
1418	435996	227	52	238	..

STATEMENT DSP—IV—(Contd.)

District	General				
	Grant for sanctioning merit scholarship in each district @ Rs. 15.00 p.m. for three years from classes VI to VIII students		Efficiency awards to teachers of Basic Schools (No. of teachers)	Grant to establishing book-banks in senior basic school for free supply of text-books (No. of schools)	Construction of buildings of the office complex of basic education officers in each district (Existing)
	Old	New			
(i)	(14)	(15)	(16)	(17)	(18)
Agra	73	72	10	9	..
Aligarh	72	9	20	9	..
Etah	63	13	24	5	Existing
Mainpuri	65	105	10	20	..
Mathura	64	8
Agra Division	337	207	64	43	..
Jhansi	33	78	8	9	Existing
Lalitpur	26	95	40	20	Existing
Hamirpur	55	65	20	20	Existing
Banda	56	95	14	20	..
Jalaun	55	46	30	..	New
Jhansi Division	225	379	112	69	..
Lucknow	66	17	10	20	Existing
Rae Bareli	65	121	10	20	Existing
Hardoi	63	167	12	40	..
Unnao	65	115	10	50	New
Sitapur	69	161	8
Kheri	59	125	20	..	Existing
Lucknow Division	387	706	70	130	..
Bareilly	68	163	20
Badaun	66	135	20	10	Existing
Pilibhit	60	40	New
Shahjahanpur	63	98	10	9	..
Bareilly Division	257	436	50	19	..

Education—(Contd.)						
Grant for equipments and teaching material to senior basic schools (No.)	Grant for equipments and teaching material to junior basic schools (No.)	Development and preliminary grant to Arabic Madarsas (No.)	Promotion of sports and youth welfare activities at elementary stage (Rally No.)	Grant to aided higher secondary schools for additional enrolment with sanitary and water facility (No. of school)	Grant for sanctioning merit Scholarship in each district @ Rs 15.00 p.m. tenable for three years in classes VI to VIII (No.)	
					Old	New
(19)	(20)	(21)	(22)	(23)	(24)	(25)
50	225	73	92
16	2	72	9
15	80	62	12
20	30	65	105
16	10	63	8
117	345	2	335	226
15	15	32	77
16	70	4	25	94
..	100	55	65
20	25	4	55	94
12	32	3	54	45
63	242	11	221	375
20	35	5	66	17
60	176	10	65	120
30	75	63	167
26	350	4	65	115
30	60	2	69	161
20	50	4	59	125
186	746	25	387	705
..	125	67	162
10	25	2	65	134
15	44	60	40
10	25	62	97
35	219	2	254	433

STATEMENT DSP—IV—(Contd.)

District	General				
	Grant for sanctioning merit scholarship in each district @ RS. 15.00 p. m. for three years from classes VI to VIII students (No.)		Efficiency awards to teachers of Basic Schools (No. of teachers)	Grant to establishing book-banks in senior basic schools for free supply of text-books (No. of schools)	Construction of buildings of the office complex of basic education officers in each district (Existing)
	Old	New	(16)	(17)	(18)
(1)	(14)	(15)	(16)	(17)	(18)
Meerut ..	60	188	50	..	Existing
Ghaziabad ..	30	88
Bulandshahr ..	64	173	2
Saharanpur ..	72	50	4	48	..
Muzaffarnagar ..	69	54	6	9	Existing
Meerut Division	295	553	62	57	..
Moradabad	75	245	10	20	Existing
Rampur ..	61	59	4	8	Existing
Bijnor ..	67	123	10	9	Existing
Moradabad Division	203	427	24	37	..
Varanasi ..	93	113	10
Ghazipur ..	65	125	30	20	..
Ballia ..	66	124	18	9	..
Jaunpur	71	133	20	49	..
Mirzapur ..	70	123	14	60	..
Varanasi Division	365	618	92	138	..
Gorakhpur ..	90	54	6	9	..
Basti ..	83	209	24	9	..
Deoria ..	80	167	20	20	Existing
Azamgarh ..	80	167	10	24	..
Gorakhpur Division	333	597	60	62	..
Allahabad ..	95	196	10	29	..
Fatehpur ..	63	63	10	9	..
Pratapgarh ..	71	109	6	3	Existing
Allahabad Division	229	368	26	41	..

Education (Contd.)

Grant for equipments and teaching material to senior basic schools (No.)	Grant for equipments and teaching material to senior basic schools (No.)	Development and preliminary grant to Arabic Madarsas (No.)	Promotion of sports and youth welfare activities at elementary stage (Rally No.)	Grant to aided higher secondary schools or additional enrolment with sanitary and water facility (No. of student)	Grant for sanctioning merit Scholarship in each district @ Rs. 15.00 p. m. tenable for three years classes VI to VIII (No.)	
					Old	New
(19)	(20)	(21)	(22)	(23)	(24)	(25)
10	100	50	187
..	4	37	87
..	91	63	162
20	100	71	50
10	50	3	68	54
40	341	7	289	540
30	150	3	75	245
10	40	61	58
10	50	14	67	123
50	240	17	203	426
..	152	2	92	112
30	50	*	65	125
15	150	*	..	7	66	124
30	75	4	71	133
40	150	8	77	122
115	577	21	371	616
66	300	4	90	54
50	200	*	..	5		208
40	60	3	82	167
50	100	*	..	8	80	167
206	666	*	..	20	332	596
40	50	*	..	10	94	195
10	10	62	67
25	100	*	70	109
75	100	*	..	10	226	366

*Existing

STATEMENT DSP—IV—(Contd.)

District	General				
	Grant for sanctioning merit scholarship in each district at Rs. 15/- p. m. for three years from classes VI to VIII students (No.)		Efficiency awards to teachers of Basic Schools (No. of teachers)	Grant for establishing book-banks in senior basic schools for free supply of text-books (No. of schools)	Construction of buildings of the office complex of basic education officers in each district (Existing)
	Old	New			
(1)	(14)	(15)	(16)	(17)	(18)
Kanpur Nagar	43	148	6	29	Existing
Kanpur Dehat	43	148	14
Farrukhabad	65	100	32	9	Existing
Etawah	58	46	Existing
Kanpur Division	209	442	52	38	..
Faizabad	70	170	18
Sultanpur	67	133	20
Gonda	173	134	20	15	..
Bara Banki	66	38	20	9	..
Bahraich	67	153	10	..	Existing
Faizabad Division	443	628	88	24	..
GRAND TOTAL (PLAINS)	3283	5361	700	658	..

Education (Contd.)

Grant for equipments and teaching material to senior basic schools (No.)	Grant for equipments and teaching material to junior basic schools (No.)	Development and preliminary grant to Arabic Madarsas (No.)	Promotion of sports and youth welfare activities at elementary stage (No.) Rally	Grant to aided higher secondary schools for additional enrolment with sanitary and water facilities (No.)	Grant for sancioning merit Scholarship in each district @ Rs. 15/- p. m. tenable for three years in classes VI to VIII (No.)	
					Old	New
(19)	(20)	(21)	(22)	(23)	(24)	(25)
40	30	*	..	4	43	147
..	50	5	42	147
29	125	20	65	100
..	57	45
60	205	*	..	29	207	439
37	30	*	..	7	70	170
259	500	3	67	133
56	100	*	..	7	73	134
16	10	66	38
15	150	4	67	153
383	790	*	..	21	343	628
1330	4525	*	..	165	3168	5353

*Existing

STATEMENT DSP—IV—(Contd.)

					General	
District			Reserve fund for petty and small works	Construction, extension, electrification and special repairs of building of Government higher secondary schools works	Construction of science laboratories in Government higher secondary schools	Special facilities for girls studying in boys higher secondary schools in rural areas (No. of schools)
(1)			(26)	(27)	(28)	(29)
Agra	New	New
Aligarh	--	--	New	New	New	4
Etah	—	Contd.
Mainpuri	New
Mathura	Contd.
Agra Division			4
Jhansi	--	..	New
Lalitpur	--	..	—	Contd.	New	1
Hamirpur	Contd.
Banda	--	..	New	Contd.	..	2
Jalaun	New	New	..	3
Jhansi Division			6
Lucknow	New	..	New	..
Raebareli	Contd.	..	6
Hardoi	New	New	..
Unnao	Contd.	..	1
Sitapur	New	New	..	4
Kheri	New	New	..	1
Kheri Division			12
Bareilly	—	New	--	..
Badaun	New	..	2
Pilibhit	New	New	2
Shahjahanpur	New
Bareilly Division			—	4

Education—(Contd.)

Development of scouting and girls guiding scheme at secondary level (No. of schools)	Promotion of sports youth welfare and other educational activities at secondary stage (Rally No.)	Development grant to sanskrit Pathshalas (No. of Pathshala)	Establishment and development of Government district libraries (existing libraries)	Construction, extension and repair of building of Government <i>Sanskriti pathshalas</i> (No. of pathshalas)	Extension of rural functional literacy scheme with State resources (No. of projects)
(30)	(31)	(32)	(33)	(34)	(35)
—	Contd.	..	1 Contd.
12	..	5	1 Contd.
5	..	4	1 Contd.
10
20	..	3	1 Contd.
47	..	12	4
10	..	3	Contd.
10	..	3
5	1 Contd.
15	..	6	1 ..
10	1 ..
50	..	12	3 ..
10	Contd.	..	1 Contd.
5
30	..	5	1 Contd.
10	..	2	1 ..
10	1 ..
10	1 ..
75	..	7	5
25	..	2	Contd.	..	1 Contd.
55	1 ..
10	1 ..
20	..	2
110	..	4	3

STATEMENT DSP—IV—(Contd.)

District	Reserve fund for petty and small works	Construction extension, electrification and special repairs of building of Government higher secondary schools	Construction of science laboratories in Government higher secondary school	General
				Special facilities for girls studying in boys higher secondary school in rural areas (No. of schools)
(1)	(26)	(27)	(28)	(29)
Meerut	New	3
Ghaziabad	1
Bulandshahr	..	Contd.
Saharanpur	..	Contd.	..	1
Muzaffarnagar	—	1
Meerut Division	6
Moradabad	New	New	New	3
Rampur	..	Contd.	New	..
Bijnor	New	New	New	5
Moradabad Division	8
Varanasi	..	Contd.	..	1
Ghazipur	..	Contd.	..	3
Ballia	New	Contd.	New	5
Jaunpur	New	8
Mirzapur	New	Contd.	New	5
Varanasi Division	22
Gorakhpur	New	Contd.	..	8
Basti	..	Contd.	..	4
Deoria	..	New	..	4
Azamgarh	New	Contd.	..	4
Gorakhpur Division	20
Allahabad
Fatehpur	..	Contd.	Contd.	6
Pratapgarh	..	New	..	1
Total, Allahabad Division	7

Education—(Contd.)

Development of scouting and girls guiding scheme at secondary level (No. of schools)	Promotion of sports youth welfare and other educational activities at secondary stage (Rally No.)	Development grant to sanskrit Pathshala (No. of Pathshala)	Establishment and development of Government district libraries (existing libraries)	Construction, extension and repair of building of Government <i>Sanskriti pathshalas</i> (No. of pathshala)	Extension of rural functional literacy scheme with State resources (No. of projects)
(30)	(31)	(32)	(33)	(34)	(35)
10	Contd.
10	”
..	”	..	1 Contd.
5	”
10	”	..	1 Contd.
35	2
10	..	3	Contd.	..	1 Contd.
5	”
10	”
25	..	3	1
10	Contd.	Contd.	..
25	”	..	1 Contd.
12	..	7	”	..	1 New
15	..	5	”	New	..
30	”	..	1 Contd.
92	..	12	3 ..
10	..	5	Contd.	..	1 Contd.
10	..	3	”	..	1 ”
20	..	6	”
10	..	4	”	..	1 Contd.
50	..	18	3 ..
..	Contd.	..	1 Contd.
25	”	..	1 ..
10	”
35	2 ..

STATEMENT—DSP—IV—(Contd.)

District	General			
	Reserve fund for petty and small works	Construction extension, electrification and special repairs of building of Government higher secondary schools	Construction of science laboratories in Government higher secondary school	Special facilities for girls studying in boys higher secondary school in rural areas (No. of schools)
(1)	(2)	(3)	(4)	(5)
Kanpur Nagar	..	Contd.	..	1
Kanpur Dehat	New	3
Farrukhabad	...	Contd.	New	10
Etawah	..	Contd.
Kanpur Division	14
Faizabad	4
Sultanpur	New	Contd.	..	5
Gonda	...	New	New	1
Barabanki	...	Contd.	New	1
Bahraich	..	Contd.
Faizabad Division	11
GRAND TOTAL (PLAINS)	114

Education — (Concl.)

Development of scouting and girls guiding scheme at secondary level (No. of schools)	Promotion of sports youth welfare other educational activities at secondary stage (Rally No.)	Development grant to sanskrit Pathshala (No. of Pathshala)	Establishment and development of Government district libraries (existing libraries)	Construction and extension repair of building of Government Sanskrit pathshalas (No. of pathshalas)	Extension of rural functional literacy scheme with State-resources (No. of projects)
(30)	(31)	(32)	(33)	(34)	(35)
2	Contd.
10	1 Contd.
50	1
..
62	2 ..
10	..	19	Contd.	..	1 Contd.
25	..	5	2 ..
15	1 ..
20	1 ..
5	1 ..
75	..	24	6 ..
656	..	92	34 ..

STATEMENT—DSP—IV—(Contd.)

District	Establishment / Polytechnics, construction of buildings and staff quarters							Grant-in-aid to aided institutions	Technical		
	Construction works (in percentage terms)								No. of Institutions	Intake capacity	
	Non-Residential	Construction of workshop	Hostels	Residential staff quarters	Electricification	Water supply	Boundary wall				
(1)	(2)	(3)	(4)	(5)	(6)	(7)	(8)	(9)	(10)	(11)	
Agra	1	60	
Aligarh	*	1	270	
Btahr	..	100	100	100	100	100	..	1	30
Mainpuri	..	100	100	100	..	100	100	100	..	1	30
Mathura	1	195
Agra Division	5	585	
Jhansi	1	255	
Lalitpur	..	25	1	30	
Hamirpur	..	60	100	100	100	80	..	1	90
Banda	..	100	100	100	100	100	..	1	30
Jalaun	..	100	100	100	100	100	..	1	60
Jhansi Division	5	465	
Lucknow	..	25	3	780	
Raebareli	*	1	135
Hardoi	..	100	100	100	100	100	..	1	30
Unnao	..	100	100	100	100	..	1	30
Sitapur	*	1	160
Kheri	..	100	100	100	100	..	1	40
Lucknow Division	8	1175	
Bareilly	25	1	210
Badaun	..	100	100	100	100	100	..	1	30
Pilibhit	..	25	1	..
Shahjahanpur	..	100	100	100	100	100	..	1	120
Bareilly Division	4	360	

* Furniture/fixtures and books.

Education—(Contd.)

District	Establishment of Polytechnics, construction of buildings and staff quarters							Grant-in-aid to Institutions	Position of Polytechnics	No. of Intake	Capacity
	Construction works (in percentage terms)										
	Non-Residential	Construction of workshop	Hostels	Residential staff quarters	Electricification	Water supply	Boundary wall				
(1)	(2)	(3)	(4)	(5)	(6)	(7)	(8)	(9)	(10)	(11)	
Meerut	*	2	285	
Ghaziabad ..	80	80	*	1	120	
Bulandshahr ..	100	100	100	100	..	*	2	240	
Saharanpur	*	1	270	
Muzaffar nagar	*	1	180	
Meerut Division	7	1095	
Moradabad	1	210	
Rampur ..	100	100	50	100	100	..	1	30	
Bijnor	1	75	
Moradabad Division	3	315	
Varanasi	*	1	135	
Ghazipur ..	25	*	1	90	
Ballia	*	1	180	
Jaunpur ..	100	100	100	100	..	1	40	
Mirzapur	1	180	
Varanasi Division	5	625	
Gorakhpur	*	2	320	
Basti	100	100	1	120	
Deoria ..	100	100	100	100	100	100	100	..	1	30	
Azamgarh	1	195	
Gorakhpur Division	5	665	
Allahabad	*	2	835	
Fatehpur ..	100	100	100	..	100	..	1	60	
Pratapgarh ..	100	100	60	60	80	100	100	..	1	30	
Allahabad Division	4	925	

* Furniture/fixtures and books.

STATEMENT DSP—IV—(Contd.)

Technical Education—(Concl'd.)

District	Establishment of Polytechnics, construction of buildings and staff quarters							Grant-in-aid to institutions	Position of polytechnic	
	Construction works (in percentage terms)								No. of Institutions	Intake capacity
	Non-Residential	Construction of workshop	Hostels	Residential staff quarters	Electricity	Water supply	Boundary wall			
(1)	(2)	(3)	(4)	(5)	(6)	(7)	(8)	(9)	(10)	(11)
Kanpur Nagar	25	1	410
Kanpur Dehat ..	25	1	30
Farrukhabad ..	60	60	60	60	100	..	1	30
Etawah ..	100	1	30
Kanpur Division	4	500
Faizabad	1	180
Sultanpur ..	100	100	60	60	100	100	100	..	1	150
Gonda ..	100	1	150
Barabanki ..	100	..	100	60	95	95	95	..	1	60
Bahraich ..	100	100	60	70	60	..	1	30
Faizabad Division	5	570
GRAND TOTAL (PLAINS)	54	7060

Sports										
District	Development of sports centres in rural areas		Purchase of sports equipments and materials	Organisation of different tournaments		Construction of sports structures (in percentage)				
	No. of centres	Bene-fited boys/girls (No.)		Organisa-tion of tourna-ments (No.)	Bene-fited (boys/girls) (No.)	Cons-truction of stadium	Multi-purpose hall	Swim-ming pool	Gym-nasium	Other cons-truction Program-mes
(1)	(2)	(3)	(4)	(5)	(6)	(7)	(8)	(9)	(10)	(11)
Agra ..	2	100	..	20	1200	..	100
Aligarh ..	2	100	..	10	900	40
Etah ..	2	100	..	12	1000
Mainpuri ..	2	100	..	10	600	50
Mathura ..	2	100	..	10	500	50
Agra Division	10	500	..	62	4200
Jhansi ..	2	100	..	20	1300	..	50
Lalitpur ..	2	100	..	8	600	..	30
Hamirpur ..	2	100	..	10	800	..	50
Banda ..	2	100	..	20	800	..	60
Jalaun ..	2	100	..	10	800	100
Jhansi Division	10	500	..	68	4300
Lucknow ..	2	100	..	25	2500	..	10
Rae Bareli ..	2	100	..	16	800	100
Hardoi ..	2	100	..	10	500
Unnao ..	2	100	..	10	800	100
Sitapur ..	2	100	..	10	800	100	50
Kheri ..	2	100	..	5	500	..	50
Lucknow Division	12	600	..	76	5900	200
Bareilly ..	2	100	..	20	800	15
Badaun ..	2	100	..	15	500
Pilibhit ..	2	100	..	6	600	..	20
Shahjahanpur ..	2	100	..	8	600
Bareilly Division	8	400	..	49	2500

STATEMENT DSP—IV—(Contd.)

Sports—(Contd.)										
District	Development of sports centres in rural areas		Purchase of sports equipment and materials	Organisation of different tournaments		Construction of sports structures ((in percentage)				
	No. of centres	Bene-fited boys/girls (No.)		Orga-nisation of tourna-ments (No.)	Bene-fited boys/girls (No.)	Cons-truction of stadium	Multi-purpose hall	Swim-ming pool	Gy-nasium	Other cons-truction Pro-grammes
(1)	(2)	(3)	(4)	(5)	(6)	(7)	(8)	(9)	(10)	(11)
Meerut ..	2	100	..	25	2200
Ghaziabad ..	2	100	..	15	800
Bulandshahr ..	2	100	..	10	700
Saharanpur ..	2	10	..	12	900
Muzaffarnagar ..	2	100	..	12	700	30
Meerut Division	10	500	..	74	5300
Moradabad ..	2	100	..	15	1000	..	50
Rampur ..	2	100	..	10	500	90
Bijnor ..	2	100	..	25	1000	100
Moradabad Division	6	300	..	50	2500
Varanasi ..	2	100	..	15	1200	..	100	40
Ghazipur ..	2	100	..	15	800
Ballia ..	2	100	..	8	500	..	50
Jaunpur ..	2	100	..	10	600
Mirzapur ..	2	100	..	8	500	..	50
Varanasi Division	10	500	..	56	3600
Gorakhpur ..	2	100	..	20	1100
Basti ..	2	100	..	15	800	100
Deoria ..	2	100	..	15	800	100
Azamgarh ..	2	100	..	8	600
Gorakhpur Division	8	400	..	58	3300
Allahabad ..	2	100	..	15	1000	100
Fatehpur ..	2	100	..	10	600	100
Pratapgarh ..	2	100	..	12	800
Allahabad Division	6	300	..	37	2400

STATEMENT DSP—IV—(Contd.)

Sports — (Concl'd.)

District	Development of sports centres in rural areas		Purchase of sports equipment and materials	Organisation of different tournament		Construction of sports structures (in percentage)				
	No. of centres	Bene-fited boys/ girls (No.)		Orga-nisation of tourna-ment (No.)	Bene-fited boys/ girls (No.)	Cons-truction of stadium	Multi-purpose hall	Swim-ming pool	Gym-nasium	Other cons-truction Prog-rammes
(1)	(2)	(3)	(4)	(5)	(6)	(7)	(8)	(9)	(10)	(11)
Kanpur Nagar	2	100	..	10	900	..	100	100
Kanpur Dehat	2	100	..	5	300
Farrukhabad ..	2	100	..	15	1000
Etawah ..	2	100	..	5	500
Kanpur Division	8	400	..	35	2700
Faizabad ..	2	100	..	20	1300	..	80
Sultanpur ..	2	100	..	12	900
Gond a ..	2	100	..	12	600	..	80
Bara banki ..	2	100	..	10	600	..	80
Bahraich ..	2	100	..	12	500
Faizabad Division	10	500	..	66	3900
GRAND TOTAL (PLAINS)	98	4900	..	631	40600

STATEMENT DSP—IV—(Contd.)

District	Pradeshik					
	Strengthening of volunteers (training and Dress) (No.)	Incentive to Yuwak and Mahila Mangal Dals		Seminar/ workshop of Yuwak Mangal Dal block/district level (No.)	Expenditure on social service, protection, melas, exhi- bition and pilgrimage	Professional employment to rural youths
		Honorarium to mahila dals (No.)	Incentive (No.)			
(1)	(2)	(3)	(4)	(5)	(6)	(7)
Agfa	60	18	130	19	1600	..
Aligarh	200	2	87	18	16800	..
Etah	540	2	117	16	2500	..
Mainpur	180	2	187	16	1000	35
Mathura	150	2	100	13	2550	..
Agra Division	1130	26	621	82	24450	35
Jhansi	100	2	156	9	600	..
Lalitpur	60	2	82	7	350	16
Hamirpur	201	11	162	12	1675	86
Banda	200	2	270	14	3257	65
Jalaun	200	2	93	10	2250	..
Jhansi Division	761	19	763	52	8132	167
Lucknow	200	2	79	9	2500	16
Rae Bareli	200	2	392	20	3500	..
Hardoi	200	2	190	20	11725	..
Unnao	70	2	127	17	860	..
Sitapur	200	2	278	20	11825	..
Kheri	200	2	242	16	2000	..
Lucknow Division	1070	12	1308	102	32410	16
Bareilly	215	2	47	16	230	60
Badaun	125	2	174	19	3000	..
Pilibhit	120	2	163	8	6000	..
Shahjahanpur	100	14	225	15	1000	..
Bareilly Division	560	20	2643	58	10230	60

Vikas Dal									
Organisation of rural sports		Setting of gymnasium in rural areas		Sharam-dan (man-days)	Training of youth in swimming (No.)	Vivekan and Youth award to best yuwak mangal dal (No.)	Shahsik programme (No.)	Cultural programme (No.)	Scouting and guiding (No.)
Block level	District level	Honorarium to honorary coaches	Establishment	(12)	(13)	(14)	(15)	(16)	(17)
(8)	(9)	(10)	(11)	(12)	(13)	(14)	(15)	(16)	(17)
18	1	1	1	1	..
17	1	2	1	1	1	1	..
15	1	1	1	1	..
15	1	2	2	1	1	..
12	1	2	5	2	1	1	..
77	5	6	6	7	5	5	..
8	1	2	1	660	25	2	1	1	..
6	1	2	1	330	..	2	1	1	..
11	1	2	2	1	1	..
13	1	2	1	2	1	1	..
9	1	2	2	860	50	2	1	1	..
47	5	10	5	1850	75	10	5	5	..
8	1	2	2	1	1	..
19	1	2	1	..	25	2	1	1	..
19	1	2	2	1300	..	2	1	1	..
16	1	4	2	1	1	..
19	1	2	2	1	1	..
15	1	2	25	1	1	1	..
96	6	14	3	1300	50	11	6	6	..
15	1	4	..	530	..	2	1	1	90
18	1	2	2	1	1	..
"	1	2	1	2	1	1	..
14	1	2	1	2	1	1	..
54	4	10	2	530	..	8	4	4	90

STATEMENT—DSP—IV—(Contd.)

District						Pradeshik
	Strengthening of volunteers (training and Dress) (No.)	Incentive to Yuvak and Mahila Mangal Dals		Seminar/ workshop of Yuvak Mangal Dal block/district level (No.)	Expenditure on social service, protection, melas, exhi- bition and pilgrimage	Professional employment to rural Youths
		Honorarium to mahila dals (No.)	Incentive (No.)			
(1)	(2)	(3)	(4)	(5)	(6)	(7)
Meerut	357	18	123	19	17000	..
Ghaziabad	400	2	140	11	5500	..
Bulandshahr	100	2	172	18	5000	85
Saharanpur	65	2	200	15	1600	..
Muzaffarnagar	220	2	150	15	37900	..
Meerut Division	1142	26	785	78	67000	85
Moradabad	300	2	220	20	20000	16
Rampur	100	2	150	7	1877	33
Bijnor	100	4	202	12	2500	16
Moradabad Division	500	8	572	39	24377	65
Varanasi	200	2	198	23	2250	..
Ghazipur	300	2	262	17	1000	50
Ballia	200	2	252	19	1000	..
Jaunpur	200	2	232	21	..	53
Mirzapur	292	2	263	21	2750	..
Varanasi Division	1192	10	1207	101	7000	103
Gorakhpur	340	2	92	32	52533	33
Basti	340	32	400	33	5000	..
Deoria	346	5	290	30	3350	60
Azamgarh	800	2	338	20	10400	..
Gorakhpur Division	1826	41	1120	115	71283	93
Allahabad	250	2	173	29	2000	..
Fatehpur	100	2	100	14	1250	23
Pratapgarh	150	2	225	16	6250	..
Allahabad Division	500	6	498	59	8500	23

Vikas Dal—(Contd.)

Organisation of rural sports		Setting of gymnasium in rural areas		Sharan-dan (Man-days)	Training of youth in swimming (No.)	Vivekanand Youth award to best yuvak mangal dal (No.)	Shahsik programme (No.)	Cultural programme (No.)	Scouting and guiding (No.)
Block level	District level	Honorarium to honorary coaches	Establishment						
(8)	(9)	(10)	(11)	(12)	(13)	(14)	(15)	(16)	(17)
18	1	2	1	1	1	..
10	1	2	1	1000	..	1	1	1	45
17	1	2	2	2000	..	2	1	1	40
16	1	2	1	2	1	1	60
14	1	2	1	1660	50	2	1	1	..
75	5	10	6	4660	50	7	5	5	145
19	1	2	..	660	75	2	1	1	..
6	1	2	..	330	15	1	1	1	..
11	1	2	1	2	1	1	..
36	3	6	1	990	90	5	3	3	..
22	1	2	..	2930	75	2	1	1	140
16	1	2	2	1	1	1	..
18	1	2	1	1	1	..
20	1	2	1	1	1	..
20	1	2	1	2660	100	2	1	1	930
96	5	10	3	5590	175	7	5	5	1070
31	1	2	1	1330	25	2	1	1	..
32	1	2	..	1330	50	2	1	1	..
29	1	2	1	1	..	250
29	1	2	4	2	1	1	..
121	4	8	5	2660	75	7	4	3	250
28	1	2	..	2660	..	2	1	1	..
[13]	1	2	..	1060	..	1	1	1	..
15	1	2	2	2	1	1	..
56	3	6	2	3720	..	5	3	3	..

STATEMENT DSP—IV—(Contd.)

Pradeshik						
District	Strengthening of volunteers (training and Dress) (No.)	Incentive to Yuvak and Mahila Mangal Dals ----- Honorarium to mahila dals (No.)	Incentive (No.)	Seminar/ workshop of Yuvak Mangal Dal block/district level (No.)	Expenditure on social service protection, melas, exhi- bition and pilgrimage	Professional employment to rural Youths
(1)	(2)	(3)	(4)	(5)	(6)	(7)
Kanpur Nagar ..	180	2	85	4	750	20
Kanpur Dehat ..	225	..	310	17	7500	75
Farrukhabad ..	250	2	90	15	7500	..
Etawah ..	150	2	177	15	250	..
Manpur Division	805	6	662	51	16000	95
Faizabad ..	400	2	67	19	5250	..
Sultanpur ..	100	2	258	22	5000	83
Gonda ..	1691	2	393	26	10000	..
Bara banki ..	200	2	150	17	10000	..
Bahraich ..	650	2	192	21	23100	41
Faizabad Division	3041	10	1060	105	53350	124
GRAND TOTAL (Plains)	12527	184	11239	842	322732	866

Vikas Dal—(Concl'd.)

Block level	District level	Organisation of rural sports	Setting up of gymnasium in rural areas	Honorarium to honorary coaches	Establishment	Sharam-dan (man-days)	Training of youth in swimming (No.)	Vivekanand Youth award to best yuwak mangal dal (No.)	Shahsik programme (No.)	Cultural programme (No.)	Scouting and guiding (No.)
(8)	(9)	(10)	(11)	(12)	(13)	(14)	(15)	(16)	(17)	(18)	(19)
3	..	2	2	1000	50	2	1	1
17	1	2	2	1660	54	2	1	1
14	1	2	..	2660	75	1	1	1
14	1	2	2	1	1
48	3	8	4	5320	179	7	4	4
18	1	2	1	1	1	1
21	1	2	4	2	1	1
25	1	2	1
16	1	2	1	2	1	1
20	1	2	1	1660	50	2	1	1	250
100	5	8	7	1660	50	9	5	4	250
806	48	96	44	28280	744	83	49	47	1805

STATEMENT DSP—IV—(Contd.)

District	Medical and			
	Construction of Health Sub-centres		Establishment of P. H. Cs.	
	Under Construction (No.)	New Construction (No.)	Existing (No.)	New (No.)
(1)	(2)	(3)	(4)	(5)
Agra	13	6	35	7
Aligarh	24	..	42	7
Etah	5	5	29	1
Mainpuri	10	..	17	14
Mathura	4	7	39	1
Agra Division	56	18	162	30
Jhansi	24	4
Lalitpur	20	..	20	2
Hamirpur	30	..	39	10
Banda	16	..	35	25
Jalaun	8	..	30	9
Jhansi Division	74	..	148	50
Lucknow	13	..	14	9
Rae bareli	13	..	28	5
Hardoi	4	8	33	19
Unnao	7	..	31	9
Sitapur	10	..	23	1
Kheri	15	..	28	16
Lucknow Division	62	8	157	59
Bareilly	16	..	51	..
Badaun	7	..	29	11
Pilibhit	..	2	16	1
Shahjehanpur	28	5
Bareilly Division	23	2	124	17

Public Health—(Contd.):

Community Health Centres Establishment/Construction			Construction of PHCs		Renovation expansion, electrifica- tion and water sup- ply in exis- ting PHCs No. of PHCs	Construc- tion of Nurses Home (No.)	Increase in bed strength in the existing hos- pitals and dispensaries re-comissioning of newly constructed hos- pitals/ dispensaries	
Existing (No.)	New (No.)	New construction (No.)	Existing (No.)	New (No.)			Existing No beds	Additional beds No
(6)	(7)	(8)	(9)	(10)	(11)	(12)	(13)	(14)
2	..	1	2	1
2	2	2	3	2	1	..	20	..
4	..	1	1
2	2	2	2
2	1	..	1	..	1
12	5	6	9	2	2	1	20	..
2	..	1	2
1	..	1	1	20	..
3	..	1	3	..	1	..	102	..
1	2	1	1	1
2	1	1	2	1	100	..
9	3	5	9	..	1	2	222	..
2	..	1	3
1	..	1	1
1	..	1	2	1
1	1	1	1	1
5	..	2	2	1
1	1	2	1
11	2	8	10	3
1	..	1	2	1	..	1	30	..
3	..	1	2	30	..
2	1	1	1	60	30
1	..	1	5
7	1	4	10	1	..	1	120	30

STATEMENT DSP—IV—(Contd.)

		Medical and			
District	Construction of Health Sub-Centres		Establishment of P. H. Cs		
	Under construction (No.)	New construction (No.)	Existing (No.)	New (No.)	
(1)	(2)	(3)	(4)	(5)	
Meerut	30	..	32	11	
Ghaziabad	6	..	33	2	
Bulandshahr	42	12	
Saharanpur	18	..	31	20	
Muzaffarnagar	33	1	
Meerut Division	54	..	171	46	
Moradabad	12	..	48	19	
Rampur	4	..	19	4	
Bijnor	18	..	30	8	
Moradabad Division	34	..	97	31	
Varanasi	85	..	
Ghazipur	1	7	38	9	
Ballia	8	..	34	1	
Jaunpur	37	28	
Mirzapur	14	..	56	..	
Varanasi Division	23	7	250	38	
Gorakhpur	8	..	21	81	
Basti	8	..	93	..	
Deoria	6	2	60	20	
Azamgarh	9	..	76	12	
Gorakhpur Division	31	2	250	113	
Allahabad	27	..	60	2	
Fatehpur	14	..	21	1	
Pratapgarh	10	..	44	..	
Total, Allahabad Division	51	..	125	3	

Public Health—(Contd.)

Community Health Centres Establishment/Construction			Construction of PHCs		Renovation expansion, electrifica- tion and water sup- ply in exis- ting PHCs	Construc- tion of Nurses Home (No.)	Increase in bed strength in the existing hos- pitals and dispensaries commissioning of newly constructed hos- pitals/dispensaries	
Existing (No.)	New (No.)	New (No.)	Existing (No.)	New (No.)			Existing beds (No.)	Additional beds (No.)
(6)	(7)	(8)	(9)	(10)	(11)	(12)	(13)	(14)
3	..	1	4
2	..	2	2
2	1	2	1	1	30	..
2	..	1	1	66	..
3	1	1	1
12	2	7	9	1	96	..
3	1	1	2
1	..	1	1	1
2	..	1	2	70	..
6	1	3	5	1	70	..
5	..	1	2	..	1
1	..	1	2
6	1	3	4
1	..	4	2	1
4	..	3	4	4
17	1	12	14	4	1	1
3	..	2	3	..	1
1	1	3	4
..	1	5	3	25	..
2	1	3	3	1	40	..
6	3	13	13	..	1	1	65	..
5	2	5	7
2	1	1	1	..	1	1
4	1	2	3	1	1	50
11	4	8	11	1	2	1	..	50

STATEMENT DSP—IV—(Contd.)

District	Medical and			
	Construction of Health Sub-centres		Establishment of P HCs	
	Under Construction (No)	New Construction (No)	Existing (No)	New (No)
(1)	(2)	(3)	(4)	(5)
Kanpur Nagar	11	...	8	—
Kanpur De hat	15	...	28	14
Farrukhabad	23	..	28	16
Etawah	6	..	21	21
Kanpur Division	55	..	85	51
Faizabad	7	..	53	7
Sultanpur	34	6	38	11
Gonda	19	..	36	37
Barabanki	12	..	42	7
Bahraich	31	..	40	—
Faizabad Division	103	6	209	62
GRAND TOTAL (PLAINS)	566	43	1778	500

Public Health—(Contd.)

Community Health Centres Establishment/Construction			Construction of PHCs		Renovation expansion, electrifica- tion and water supply in existing PHCs. No. of PHCs.	Construc- tion of Nurses Home (No.)	Increase in bed strength in the existing hospitals and dispensaries recommissioning of newly constructed hospitals/dispensaries	
Existing (No.)	New construction (No.)	Existing (No.)	New construction (No.)	Existing beds (No.)			Additional beds (Nos.)	
(6)	(7)	(8)	(9)	(10)	(11)	(12)	(13)	(14)
...	1	1	2
3	..	1	2
2	..	2	4	..	1
2	1	2	3	..	1
7	2	6	11	..	2
1	1	2	2	1
3	1	2	6	4
3	1	1	3	50
1	..	2	1	1	..	20
3	1	2	2	50	..
11	4	9	14	4	..	2	50	70
109	28	81	115	12	9	14	643	150

STATEMENT DSP—IV—(Contd.)

District	Medical and				
	Rural Male Female dispensaries (No. of existing dispensaries)	Equipments of other essential inputs in hospitals/dispensaries			
		Ambulance		Diesel Generator	
		Existing (No.)	New (No.)	Existing (No.)	New (No.)
(1)	(15)	(16)	(17)	(18)†	(19)
Agra	3	1	1
Aligarh	2	1	..
Etah	3	1
Mainpuri	1	..
Mathura	2	1
Agra Division	10	1	..	3	2
Jhansi
Lalitpur	1	..
Hamirpur	1
Banda	6	1	..	1	..
Jalaun	2	1	1
Jhansi Division	8	2	..	3	1
Lucknow	4	1	..
Rae Bareli	1	..
Hardoi	3	1	..
Unnao	2	..	1
Sutapur
Kheri	1
Lucknow Division	9	..	1	3	1
Bareilly	2	1	..	2	1
Badaun	3	2	1
Pilibhit
Shahjahanpur	2	..	2	..
Bareilly Division	5	3	..	6	2

Public Health—(Contd.)

Construction of Mortuaries		S. T. D. Clinics	Expansion, renovation, electrification water supply in Urban hospitals/ dispeneares	Child Clinics	Dental Clinics	E. N. T.
Existing	New	(No.)	No. of Hos-pital	(No.)	(No.)	(No.)
(20)	(21)	(22)	(23)	(24)	(25)	(26)
..	1	1	..
..	1
..	1
..
2	2	..
2	1	2	3	..
..
..
..	..	1	1	1	2	..
..	1	..
..	1
..	..	1	1	2	3	..
..	1	..
..	1	1	..
..	1	..	3	..
..	1	3	..
..
..	1	..	1	..
..	2	2	9	..
..	1	..	1	..
..	..	1	..	1	1	..
..
..	3	1	1
..	..	1	1	4	3	1

STATEMENT DSP—IV—(Contd.)

District	Medical and				
	Rural Male and Female dispensaries (No. of existing dispensaries)	Equipments and other essential inputs in hospitals/dispensaries			
		Ambulance		Diesel	Generator
(1)	(15)	(16)	(17)	(18)	(19)
		Existing (No.)	New (No.)	Existing (No.)	New (No.)
Meerut	1	2	..	2	..
Ghaziabad	2	1	..	1	..
Bulandshahr
Saharanpur	1	..	3	..
Muzaffarnagar	1	..
Meerut Division	3	4	..	7	..
Moradabad	2	..
Rampur	2	1	..
Bijnor	3	1	..	1	..
Moradabad Division	5	1	..	4	..
Varanasi
Ghazipur	4	1
Ballia	6	1	..	1	..
Jaunpur	2	1	1
Mirzapur	3	2	..
Varanasi Division	15	1	..	4	2
Gorakhpur	5	1	..
Basti	5	1	..	2	..
Deoria	1	2	..
Azamgarh	3	1	..
Gorakhpur Division	14	1	..	6	..
Allahabad
Fatehpur	1
Pratapgarh	3	1	..
Allahabad Division	3	1	1

Public Health—(Contd.)

Construction of Mortuaries		S. T. D. Clinics	Expansion, renovation, electrification water supply in urban hospitals/dispensaries	Child Clinics	Dental Clinics	E. N. T.
Existing (No.)	New (No.)	(No.)		(No.)	(No.)	(No.)
		No. of Hospitals				
(20)	(21)	(22)	(23)	(24)	(25)	(26)
..	1	..
1
..	1	..
..	1	..
1	2	..
2	5	..
1	1	3	1	..
..	2	1	..
..	1	1	2	..
1	1	1	1	5	4	..
..	..	1
..	1	..
..	..	1	1	2
..	1	1	..	2	1	..
1	..	1	..	2
1	1	4	1	6	2	..
..	1	3	2	..
2	..	1	1	3	3	..
..	1	..	2
..	..	1	1	3	3	..
2	..	2	3	10	8	2
..	1	3	3	..
..	1	..
..	1	1	1	..	1	..
..	1	1	2	3	5	..

STATEMENT—DSP—IV—(Contd.)

District	Medical and					
	Rural Male/ Female dispensaries	Equipment of other essential inputs in hospitals/dispensaries				
		Ambulance		Diesel Generator		
		No. of existing dispensaries	Existing (No.)	New (No.)	Existing (No.)	New (No.)
(1)	(15)	(16)	(17)	(18)	(19)	
Kanpur Nagar	1	..	1	..
Kanpur Dehat	1	1
Farrukhabad	2	..
Etawah	1	..
Kanpur Division	2	..	4	1
Faizabad	1	..
Sultanpur	3	..	1	..
Gonda	1
Barabanki	3	..	2	..
Bahraich	1	1
Faizabad Division	7	2	..	4	..
GRAND TOTAL (PLAINS)	—	79	17	1	45	10

Public Health—(Contd.)						
Construction of Mortuaries		S.T.D. clinics	Expansion, renovation electrification water supply in urban hospitals/ dispensaries	Child clinics	Dental clinics	E.N.T.
Existing (No.)	New (No.)	(No.)	<u>No. of Hospitals</u>	(No.)	(No.)	(No.)
(20)	(21)	(22)	(23)	(24)	(25)	(26)
..	1	2	1	..
..	2	4	..
..	4	2	..
..	1	2	1	..
..	2	..	2	8	8	..
..	1	..	2
..	..	1
..	..	1
..	2	1
..
..	2	3	..	1	..	2
8	7	13	14	43	50	5

STATEMENT DSP—IV—(Contd.)

District	Medical and				
	plastic Surgery/ Burn Unit (No.)	Pathology		Establishment of Ayurvedic/Unani dispensaries	
		Existing (No.)	New (No.)	Existing (No.)	New (No.)
(1)	(27)	(28)	(29)	(30)	(31)
Agra	5	1
Aligarh	5	1
Etah	..	1	..	2	1
Mainpuri	3	1
Mathura	4	1
Agra Division	..	1	..	19	5
Jhansi	5	1
Lalitpur	7	1
Hamirpur	..	1	..	3	1
Banda	3	1
Jalaun	5	1
Jhansi Division	..	1	..	23	5
Lucknow	..	1	..	5	1
Raebareli	12	1
Hardoi	5	1
Unnao	6	1
Sitapur	4	1
Kheri	6	1
Lucknow Division	..	1	..	38	6
Bareilly	..	1	..	9	1
Badaun	6	1
Pilibhit	4	1
Shahjahanpur	..	1	..	6	1
Bareilly Division	..	2	..	25	4

Public Health—(Contd.)						
Establishment of Ayurvedic/Unani hospitals having 25/15 beds		Up grading of Ayurvedic/Unani dispensaries	Construction of Ayurvedic/Unani hospitals	Establishment of Government homoeopathic dispensaries in urban rural areas		Construction of homoeopathic Dispensaries
Existing (No.)	New (No.)	(No.)	(No.)	Existing (No.)	New (No.)	(No.)
(32)	(33)	(34)	(35)	(36)	(37)	(38)
2	1
1	..	1	..	11	4	..
..	2
1	4	..	1
..	..	2	..	5
4	..	3	1	22	4	1
1	8
1	11	2	..
1	6
1	1	3	..	10	4	..
1	10	2	2
5	1	3	..	45	8	2
1	..	1	1	8
1	..	1	..	11
1	..	2	..	20	4	..
..	..	1	..	5
1	1	4	2	..
2	..	2	..	6
6	..	7	2	54	6	..
1	1	2	1	5
1	..	3	..	5	2	..
..	2
1	..	2	..	6	4	..
3	1	7	1	18	6	..

STATEMENT DSP—IV—(Contd.)

District	Medical and				
	Plastic Surgery/ Burn Unit	Pathology		Establishment of Ayurvedic/Unani dispensaries	
		(No.)	Existing (No.)	New (No.)	Existing (No.)
(1)	(27)	(28)	(29)	(30)	(31)
Meerut	..	1	..	4	1
Ghaziabad	5	1
Bulandshahr	4	1
Saharanpur	5	2
Muzaffarnagar	5	1
Meerut Division	..	1	..	23	6
Moradabad	..	2	..	6	1
Rampur	5	1
Bijnor	6	1
Moradabad Division	..	2	..	17	3
Varanasi	1	1	..	13	1
Ghazipur	6	1
Ballia	..	1	..	11	1
Jaunpur	4	1
Mirzapur	..	2	..	20	1
Varanasi Division	1	4	..	54	5
Gorakhpur	13	1
Basti	..	1	..	10	1
Deoria	..	1	..	7	1
Azamgarh	..	1	..	7	1
Gorakhpur Division	..	3	..	37	4
Allahabad	6	1
Fatehpur	4	1
Pratapgarh	..	1	..	6	1
Allahabad Division	..	1	..	16	3

Public Health —(Contd.)						
Establishment of Ayurvedic/Unani hospitals having 25/15 beds		Up grading of Ayurvedic/Unani dispensaries	Construction of Ayurvedic Unani/hospitals	Establishment of Government homoeopathic dispensaries in Urban/rural areas		Construction of homoeopathic Dispensaries
Existing (No.)	New (No.)	(No.)	(No.)	Existing (No.)	New (No.)	(No.,)
(32)	(33)	(34)	(35)	(36)	(37)	(38)
2	4	2	..
1	..	3	..	9	4	..
1	3
1	..	7	..	3	2	..
2	..	1	..	7	6	..
7	..	11	..	26	14	..
1	..	1	..	3
1	..	1
1	3	2	..
3	..	2	..	6	2	..
2	..	1	..	15
1	..	1	..	13
1	..	1	1	19	4	..
1	..	2	1	4
1	..	2	..	20	14	..
6	..	7	2	71	18	..
2	..	3	..	10
2	7
2	1	12
1	..	2	..	7
7	..	5	1	36
2	2	2	..	4	2	..
2	..	2	..	3
2	..	2	1	5	2	2
6	2	6	1	12	4	2

STATEMENT DSP—IV—(Contd.)

(1)	Medical and				
	Plastic Surgery/ Burn Unit (No.)	Pathology		Establishment of Ayurvedic/Unani dispensaries	
		Existing (No.)	New (No.)	Existing (No.)	New (No.)
(1)	(27)	(28)	(29)	(30)	(31)
Kanpur Nagar	1
Kanpur Dehat	5	1
Farrukhabad	..	1	..	4	1
Etawah	..	1	..	5	1
Kanpur Division	1	2	..	14	3
Faizabad	2	..	3	1
Sultanpur	1	6	1
Gonda	..	1	..	6	1
Bara banki	2	2
Bahraich	2	1
Faizabad division	..	3	1	19	6
GRAND TOTAL (Plains)	2	21	1	285	50

Public Health—(Concl'd.)

Establishment of Ayurvedic/Unani hospitals having 25/15 beds		Upgrading of Ayurvedic/Unani dispensaries Construction of hospitals		Establishment of Government Homeopathic dispensaries in Urban/Rural areas		Construction of Homeopathic dispensaries
Existing (No.)	New (No.)	Existing (No.)	New (No.)	Existing (No.)	New (No.)	(No.)
(32)	(33)	(34)	(35)	(36)	(37)	(38)
1	..	1	..	7	6	..
..	..	1	1	7
1	..	1	..	7
1	..	2	..	8	2	..
3	..	5	1	29	8	..
2	..	2	1	7
2	..	2	1	13
1	..	2	..	15
2	1	2	..	12	..	1
..	..	2	..	12	..	1
7	1	10	2	59	..	2
57	5	66	11	378	70	7

STATEMENT DSP—IV—(Contd.)

District	Ja Nigam					Rural Drinking Water (Rural Development)		Pooled Housing	
	Rural Water Supply (M.N.P.)					No. of wells	No. of Hand-pumps	Construction	
	Problem villages as per 1972-1985 survey (No. of villages)	Problem villages declared on account of 1987-88 drought (No. of villages)	Non-Problem villages (No.)	Partially saturated Problem villages (No.)	Strengthening through pipe lines			Conti-nue units	New units
(1)	(2)	(3)	(4)	(5)	(6)	(2)	(3)	(2)	(3)
Agra ..	20	150
Aligarh ..	43	160	..	200
Etah	138	57	..	60
Mainpuri	50	Strengthening of pipe line	26	50	..
Mathura ..	74	50	..	8
Agra Division	137	138	..	267	..	26	510	..	8
Jhansi	Strengthening of pipe line	8	10	4
Lalitpur ..	2	25	..	14	18	4
Hamirpur ..	1	24	100	45
Banda ..	5	50	200	..
Jalaun	76	..	17
Jhansi Division	8	75	122	328	17
Lucknow	105
Raebareli	125	5 Tube-well 25 Km. pipe lines	..	76	8
Hardoii	175	30	8
Unnao	100	100	6
Sitapur	150	60	24
Kheri	50	45	100
Lucknow Division	..	380	..	325	311	146
Bareilly	90	79	4
Badaun	90	26	..	5
Pilibhit	23	35	4
Shahjahanpur ..	74	2	..	18	..	4
Bareilly Division	74	113	..	127	44	79	12
Meerut	146	238	..
Ghaziabad	112	100	..
Bulandshahr	20	200	..
Saharanpur	150	Strengthening of pipe line	..	60	8
Muzaffar Nagar	4	100	2
Meerut Division	..	450	788	10

District	Jal Nigam					Rural Drinking Water (Rural Development)		Pooled Housing	
	Rural Water Supply (M.N.P.)					No. of wells	No. of Hand-pumps	Construction	
	Problem villages as per 1972-1985 survey (No. of villages)	Problem villages declared on account of 1987-88 drought (No. of villages)	Non-Problem villages (No.)	Partially saturated Problem villages (No.)	Strengthening through pipe lines			Conti- nue units	New units
(1)	(2)	(3)	(4)	(5)	(6)	(2)	(3)	(2)	(3)
Moradabad	45	300	..	20
Rampur	40	50
Bijnor	Strengthening of pipe line	..	100	..	8
Moradabad Division	..	40	..	45	450	..	28
Varanasi	Strengthening of pipe lines	..	120	12	8
Ghazipur	50	33	4	..
Ballia	500	..	31	60	8	..
Jaunpur	100	26	..	36	..
Mirzapur	13	100	16	..
Varanasi Division	..	150	..	513	..	57	313	76	8
Gorakhpur	116	400	12	..
Basti	240	105	150	12	12
Deoria	337	200
Azamgarh	..	150	220	16	..
Gorakhpur Division	150	693	105	970	60	12
Allahabad	..	177	..	140	200	8	5
Fatehpur	..	5	Strengthening of pipe line	..	90	4	2
Pratapgarh	..	2	106	75	34	..
Allahabad Division	184	106	..	140	365	46	7
Kanpur Nagar	22	50	20	10
Kanpur Dehat	..	14	170	340
Farrukhabad	150	..	25	..	26
Etawah	140	21	40	10
Kanpur Division	14	460	..	47	..	47	430	40	20
Faizabad	..	27	90	6	..
Sultanpur	18	..	26	..	18	2
Gonda	..	60	60	4	5
Barabanki	..	49	7	8	5
Bahraich	324	120	8	..
Faizabad Division	136	342	..	26	277	44	12
GRAND TOTAL (PLAINS)	702	2530	..	1881	..	427	4821	451	174

STATEMENT DSP—IV—(Contd.)

		Housing				
		Non-Plan				
District	Residential (No. of units)					Others
	Type I	Type II	Type III	Type IV		
(1)	(2)	(3)	(4)	(5)	(6)	
Agra
Aligarh
Etah
Mainpuri
Mathura

Agra Division

Jhansi	16	14*	4*
Lalitpur
Hamirpur
Banda
Jalaun

Jhansi Division

Lucknow
Rae Bareli	16*	14*	4*
Hardoi	1* Transit Hostel
Unnao	9 New
Sitapur	*	*	*
Kheri	*	*	*

Lucknow Division

Bareilly
Badaun
Pilibhit	New
Shahjahanpur	New	New

Bareilly Division

Meerut
Ghaziabad
Bulandshahr
Saharanpur	New	..
Muzaffarnagar	*	*	*	*

Meerut Division

* Building under construction

Housing—(Concl'd.)						
Buildings (Revenue)				Rural Housing (Revenue)	Rural Housing (Rural Development)	Information
Non-Residential				No. of beneficiaries **	Rural Housing (R.D.) (No. of Houses)	Tehsil Information Offices (No.)
Office building	Tehsil building	Boundary wall	Meeting Hall/ Guest House	(11)	(12)	(13)
(7)	(8)	(9)	(10)	(11)	(12)	(13)
..	900	6132	1
..	1000	5790	..
..	600	5109	1 New
..	500	5109	1
..	2000	4089	1
..	5000	26229	4
..	500	2400	1
..	300	1800	1
..	2500	3300	..
..	1200	3900	..
..	600	2700	1
..	5100	14100	3
New	200	2739	..
..	*	1500	6498	1
*	350	6498	1
New	300	5472	1
..	*	500	6498	..
..	*	600	5133	1
..	3950	32838	4
New	500	5109	1
New	..	New	New	2000	6132	1
..	300	2385	1
New	New	200	4767	1 New
..	3000	18393	4
..	2000	6156	1
..	600	3420	1
..	600	5814	1
..	New	1500	5472	..
..	500	4788	1
..	5200	25650	4

** Physical targets according to land availability

STATEMENT DSP—IV—(Contd.)

District	Housing					Non-Plan
	Residential (No. of units)					
	Type I	Type II	Type III	Type IV	Others	
(1)	(2)	(3)	(4)	(5)	(6)	
Moradabad
Rampur
Bijnor	New	New
Moradabad Division
Varanasi
Ghazipur
Ballia
Jaunpur	..	New	New	New	New	..
Mirzapur	New
Varanasi Division
Gorakhpur	..	New	New	New	New	..
Basti	..	New	New	New	New	..
Deoria	..	*	*	*	*	*
Azamgarh
Gorakhpur Division
Allahabad
Fatehpur
Pratapgarh	..	*	*	*	*	..
Allahabad Division
Kanpur (Nagar)
Kanpur (Dehat)
Farrukhabad
Etawah
Kanpur Division
Faizabad
Sultanpur
Gonda
Bara Banki
Bahraich
Faizabad Division
GRAND TOTAL (PLAINS)

*Building under construction

Housing—(Concl.)						
Buildings - (Revenue)				Rural Housing (Revenue)	Rural Housing (Rural Development)	Information
Non-Residential						
Office building	Tehsil building	Boundary wall	Meeting Hall/ Guest House	No. of beneficiaries **	Rural Housing (R.D.) (No. of Houses)	Tehsil Information Offices (No.)
(7)	(8)	(9)	(10)	(11)	(12)	(13)
..	2500	6471	1
..	450	2043	1
..	1000	3747	..
..	3950	12261	2
New	800	7524	1
..	600	5472	1
..	*	1000	6156	1
..	400	6843	2
..	New	900	6843	..
..	3700	32838	5
..	2000	10563	1
..	600	10902	1
..	2000	9876	..
..	800	9876	1
..	5400	41217	3
..	2100	9576	1
..	2500	4446	1
..	*	700	5130	1
..	5300	19152	3
..	50	1032	1 New
..	650	5814	1 New
..	400	4788	..
..	800	4788	1
..	1900	16422	3
..	800	6156	1
..	*	3000	7524	..
..	1700	8550	1 New
..	*	400	5472	1 New
..	*	900	6498	1 New
..	6800	34200	4
..	49400	273300	39

**Physical targets according to land availability

STATEMENT DSP—IV—(Contd.)

District	Welfare of Scheduled Castes/Scheduled Tribes						
	Scheduled Castes		Scholarship to the students whose parents are engaged in unclean profession in Pre-matric classes (No.)	Maintenance grant for expansion/improvement of hostels, libraries and schools aided by the department (No. of institutions)	Establishment of book-banks (No.)	Denotified Tribes	
	Scholarship					Scholarship	
	Classes VI to VIII (No. of students)	Classes I to V (No. of students)	Classes VI to VIII (No. of students)	Classes I to V (No. of students)			
(1)	(2)	(3)	(4)	(5)	(6)	(7)	(8)
Agra ..	6450	18250	..	30	3	202	850
Aligarh ..	5000	10417	..	7	..	166	..
Etah ..	2135	8330	..	3	..	80	100
Mainpuri ..	3750	14340	..	6	..	500	695
Mathura ..	2235	8949	..	3	..	107	837
Agra Division ..	19570	60286	..	49	3	1055	2482
Jhansi ..	4170	8900	..	2	2
Lalitpur ..	1863	5306
Hamirpur ..	4167	11320	..	4	..	42	42
Banda ..	5040	13020	31	7	..	166	175
Jalaun ..	3667	12040	..	10
Jhansi Division ..	18907	50586	31	23	2	208	217
Lucknow ..	4167	7944	..	17	5	41	69
Rae Bareli ..	5983	11410	..	7
Hardoi ..	830	11290	..	14	..	806	100
Unnao ..	2433	10819	..	5	..	125	861
Sitapur ..	3886	13611	..	3	..	214	1447
Kheri ..	2100	10000	..	3	..	65	1181
Lucknow Division ..	19399	65074	..	49	5	1251	3658
Bareilly ..	6646	15500	..	15	..	104	243
Badaun ..	2500	9722	..	2	..	125	556
Pilibhit ..	2535	7420	..	1	..	20	10
Shahjahanpur ..	1250	9167	..	2
Bareilly Division ..	12931	41809	..	20	..	249	809

Backward Classes—(Contd.)

Economic Development		Arround development of Mushars (No. of families)	Other Backward Classes		Scheduled Tribes		Maintenance grant to voluntary agencies for libraries, hostels and schools aided by the department (No. of Primary Schools)
Grant for rehabilitation denotified tribes (No. of families)	Economic Development of denotified tribes who are included in the list of Scheduled castes (No. of families)		Scholarship		Scholarship		
				Classes VI to VIII (No. of students)	Classes I to V (No. of students)	Classes VI to VIII (No. of students)	Classes I to V (No. of students)
(9)	(10)	(11)	(12)	(13)	(14)	(15)	(16)
...	2580	2759
...	1358	1388	—	—	—
...	...	—	1893	1736	—	—	—
...	...	—	1500	4340	—	—	—
...	894	3155	—
...	8225	13378	—
...	1668	2670	—	—	—
...	704	1805	—	—	—
...	1688	3472	—	—	—
...	2016	3905	—	—	—
...	1512	2772	—
...	7588	14624	—
...	4	...	833	1388	—	—	—
...	2392	4118	—	—	—
3	667	1389	—	—	—
...	833	1527	—	—	—
...	2000	2000	—	—	—
...	917	2111	200	250	16
3	4	..	7642	12533	200	250	16
...	2658	4652	—	—	—
...	1250	2777	—	—	—
...	10	...	1017	2236	25	10	—
60	1000	1388	...	—	—
60	10	..	5925	11053	25	10	...

STATEMENT DPS-IV-(Contd.)

District	Welfare of Scheduled Castes/Scheduled Tribes						
	Scheduled Castes Scholarship	Scholar- ship to the students whose parents are engaged in unclean profession in Pre-matric classes (No.)	Main- tenance grant for expansion/ improvement of hostels, libraries and schools aided by the department (No. of institutions)	Establish- ment of book- banks (No.)	Denotified Scholarship	Tribes	
	Classes VI to VIII (No. of students)	Classes I to V (No. of students)			Classes VI to VIII (No. of students)	Classes I to V (No. of students)	
(1)	(2)	(3)	(4)	(5)	(6)	(6)	(7)
Meerut	3189	10347	..	1	8
Ghaziabad	1424	5410	..	3
Bulandshahr	3350	9722	..	16	..	67	118
Saharanpur	4558	10404	28	17	..	166	1111
Muzaffarnagar	3700	9639	..	4	..	430	20
Meerut Division	16221	45522	28	41	8	663	1249
Moradabad	6150	16763	..	4	..	530	..
Rampur	2190	7190	..	1
Bijnor	1661	7972	..	3	..	676	1578
Moradabad Division	10001	31925	..	8	..	1206	1578
Varanasi	3338	12673	487	27	15	333	347
Ghazipur	4750	11362	..	30	..	100	300
Ballia	1542	1944	..	10	..	292	..
Jaunpur	5992	13278	..	10	..	2216	3695
Mirzapur	5208	16000	..	14	..	667	646
Varanasi Division	20830	5257	487	91	15	3608	4988
Gorakhpur	6204	14326	18	24	4
Basti	11892	22000	..	1	..	1083	2500
Deoria	1033	15278	..	42	..	106	3090
Azamgarh	7125	17903	..	30	..	417	1042
Gorakhpur Division	26254	169507	18	97	4	1606	6632

Backward Classes—(Contd.)

Grant for rehabilitation of denotified tribes (No. of families)	Economic Development of denotified tribe Who are included in the list of Scheduled Castes (No. of families)	Around development of Musha ^{rs} (No. of families)	Other Backward Classes		Scheduled Tribes		Maintenance grant to voluntary agencies for libraries, hostels and schools aided by the department (No. of Primary Schools)
			Scholarship		Scholarship		
(9)	(10)	(11)	Classes VI to VIII (No. of students)	Classes I to V (No. of students)	Classes VI to VIII (No. of students)	Classes I to V (No. of students)	(16)
..	833	1388
..	833	2550
..	1667	4166
30	22	..	2917	1805
20	20	..	2410	1859
50	42	..	8660	11768
3	3	..	2458	4200
..	875	2156
..	2917	2354	204	902	8
3	3	..	6250	8710	204	902	8
..	1042	1527
..	1896	3405
10	1521	583
..	3633	3472
..	2083	4805
10	10175	13792
..	3530	1897	233	270	3
..	4000	6493
..	10	..	1250	2083
..	1667	2778
..	10	..	10447	13251	233	270	3

District	Welfare of Scheduled Castes/Scheduled Tribes						
	Scheduled Caste Scholarship		Scholarship to the students whose parents are engaged in unclean profession in Pre-matric classes (No.)	Maintenance grant for expansion improvement of hostels, libraries and schools aided by the department (No. of institutions)	Establishment of book-banks (No.)	Denotified Tribes Scholarship	
	Classes VI to VIII (No. of students)	Classes I to V (No. of students)				Classes VI to VIII (No. of students)	Classes I to V (No. of students)
(1)	(2)	(3)	(4)	(5)	(6)	(7)	(8)
Allahabad ..	4167	19097	..	53	3	283	778
Fatehpur ..	3333	7292	..	4	..	250	215
Pratapgarh ..	5250	12000	..	2
Allahabad Division ..	12750	38389	..	59	3	533	993
Kanpur Nagar ..	4125	8681	..	19	2	117	174
Kanpur Dehat ..	6750	13000	125	229
Farrukhabad ..	7500	12583	..	1	..	76	209
Etawah ..	3750	11875	..	2	..	257	1079
Kanpur Division ..	22125	46139	..	22	2	575	1691
Faizabad ..	5017	11111	..	9	..	275	243
Sultanpur ..	5000	17361	20	2	..	459	695
Gonda ..	3883	15743	..	2
Bara Banki ..	1308	11458	..	1	..	83	..
Bahrajch ..	1338	10577	..	5	..	125	625
Faizabad Division ..	16546	66250	20	19	..	942	1563
GRAND TOTAL (PLAINS)	195534	570744	584	478	42	11896	25860

Backward Classes - (Concl.d.)

Economic Development		Alround development of Mushars (No. of families)	Other Backward Classes		Scheduled Tribes		Maintenance grant to voluntary agencies for libraries, hostels and schools aided by the department (No. of Primary schools)
Grant for rehabilitation of denotified tribes (No. of families)	Economic Development of denotified tribes who are included in the list of Scheduled Castes (No. of families)		Scholarship		Scholarship		
(7)	(8)	(9)	Classes VI to VIII (No. of students)	Classes I to V (No. of students)	Classes VI to VII (No. of students)	Classes I to V (No. of students)	(14)
..	1167	2778
..	1875	1667
..	6	..	2100	3604
..	6	..	5142	8049
..	1650	2791
..	2700	3896
..	7500	3896
10	8	..	1500	3555
10	8	..	13350	14138
..	4	..	2154	2778
..	7	..	2083	5556	250	1180	..
..	3	..	2220	4652
..	2	..	1126	1528
1	833	1389	208	243	..
1	16	..	8416	15903	458	1423	..
136	99	..	91820	137199	1120	2855	27

STATEMENT—DSP—IV—(Contd.)

Labour and Employment							
District	Employment			Craftsman Training			
	Strengthening of employment exchanges	Establishment of Coaching-cum-Guidance centres	Establishment of University Employment Information and Guidance Bureau	Intake Capacity (No.)	Trade/Construction work		
(1)	(2)	(3)	(4)	(2)	(3)		
Agra	--	--	--	--	16	Electronics	
Aligarh	--	--	--	Construction	
Etah	--	--	--	--	32	Radio, T.V./Electronics	
Mainpuri	--	--	--	--	32	Motor and tractor mechanic	
Mathura	--	1 Existing	--	Construction	
Agra Division					80		
Jhansi	..	Construction	Construction	
Lalitpur	--	64	Fitter/Radio/T.V./Refrigeration/Electronics	
Hamirpur	1 Existing	--	Construction	
Banda	--	--	--	--	64	Draftsman/Civil/Radio T.V./Painter/Refrigeration	
Jalaun	--	--	Construction	
Jhansi Division					128		
Lucknow	--	--	32	Electronics	
Rae Bareli	..	--	--	--	16	Draftsman (Civil)	
Hardoi	--	..	Construction	Construction	
Unnao	--	--	--	--	--	Construction	
Sitapur	Construction	
Kheri	--	48	Radio/TV/Refrigerator/Motor Mechanic	
Lucknow Division					96		
Bareilly	1 Continued	..	Construction
Budaun	--	"
Pilibhit	"
Shahjahanpur	1 Existing	"
Bareilly Division							

Social Welfare						Nutrition
Grant-in-aid for maintenance of destitute physically and mentally handicapped persons (No.)	Scholarship for education and training for physically handicapped students and children of physically handicapped persons (No.)	Grant to physically handicapped persons for purchase of artificial limbs (No.)	Grant-in-aid to destitute widows (No.)	Establishment of shishushalas in sweeper colonies and slums of urban/rural areas (No.)	I.C.D.S. (No. of centres)	No. of beneficiaries
(2)	(3)	(4)	(5)	(6)	(7)	(2)
155	95	30	2550	New 4	100	56700
554	110	24	2835	--	--	43932
243	39	6	1580	--	--	22092
338	50	6	1445	21924
329	35	16	1576	19320
1619	329	82	9986	..	100	163968
205	50	4	1391	2 Contd.	100	51696
132	100	6	945	..	--	14952
182	55	14	1343	38220
350	112	20	1512	2 New	..	30744
263	88	50	1299	2 Contd.	..	25590
1132	405	94	6541	..	100	161202
1080	..	50	4938	1 New	..	107100
400	75	10	1490	1 New	..	83076
221	100	6	3202	74256
197	40	12	1524	2 Contd.	--	25988
209	175	20	3057	--	--	96684
266	25	10	1729	--	--	70426
2293	415	108	5940	457530
1181	55	10	3113	2 Contd.	..	8400
758	60	10	2129	21252
255	15	..	1336	19488
155	50	10	1761	20076
2349	180	30	8339	69216

STATEMENT—DSP—IV—(Contd.)

Labour and Employment						
District	Employment—(Contd.)			Craftsman Training—(Contd.)		
	Strengthening of employment exchanges	Establishment of Coaching-cum-Guidance centres	Establishment of University Employment Information and Guidance Bureau	Intake Capacity (No.)	Trade/Construction work	
(1)	(2)	(3)	(4)	(2)	(3)	
Meerut	1 Existing	..	Construction	
Ghaziabad	40	Electronics Hindi type	
Bulandshahr	32	Hindi stenography	
Saharanpur	1 New.	..	Construction	
Muzaffarnagar	"	
Meerut Division	72		
Moradabad	32	Motor mechanic/ Draftsman (Civil)	
Rampur	1 Existing	..	Construction	
Bijnor	1 Existing	..	"	
Moradabad Division	32		
Varanasi	..	Construction	..	48	Wireman/Hindi Stenography	
Ghazipur	32	Tractor mechanic/ wireman	
Ballia	1 Strengthening	108	Wireman/electronics	
Jaunpur	1 Existing	48	Hindi Stenography/tracrot mechanic	
Mirzapur	..	Construction	Construction	
Varanasi Division	236		
Gorakhpur	..	Construction	Construction	48	Radio/T.V./Refrigeration/ electronics	
Basti	16	Refrigeration	
Deoria	96	Electronics/Motor mechanic	
Azamgarh	Construction	
Total, Gorakhpur Division	160		

Social Welfare—(Contd.)					Nutrition—(Contd.)	
Grant-in-aid for maintenance of destitute physically and mentally handicapped persons (No.)	Scholarship for education and training for physically handicapped students and children of physically handicapped persons (No.)	Grant to physically handicapped persons for purchase of artificial limbs (No.)	Grant-in-aid to destitute widows	Establishment of shishushalas in sweeper colonies and slums of urban/rural areas (No.)	I.C.D.S. (No. of centres)	No. of beneficiaries
(2)	(3)	(4)	(5)	(6)	(7)	(2)
600	50	20	2055	2 Contd.	..	17136
155	100	10	1577	22596
1 91	55	..	2502	9660
946	30	10	2684	22344
335	140	..	2479	24612
2227	375	40	11337	96348
408	30	24	3327	9240
82	25	20	1350	28560
208	110	..	1518	36120
698	165	44	6195	73920
1047	75	24	3632	53004
1006	65	13	1569	2 Contd.	..	48384
612	75	60	1850	2 New	..	45276
118	180	10	2578	2 Contd.
233	150	50	1244	2 Contd.	..	98542
3016	545	157	10873	245206
678	250	60	2549	53508
308	190	40	1607	3 New	..	53592
184	170	80	886	66276
428	100	40	2472	..	100	54096
1598	710	220	7514	..	100	227472

STATEMENT—DSP—IV—(Contd.)

Labour and Employment						
District	Employment—(Concl'd.)			Craftsman Training—(Concl'd.)		
	Strengthening of employment exchanges	Establishment Coaching-cum-Guidance centres	Establishment of University Employment Information and Guidance Bureau	Intake Capacity (No.)	Trade/Construction work	
(1)	(2)	(3)	(4)	(2)	(3)	
Allahabad	Construction	
Fatehpur	16	Electronics	
Pratapgarh	..	Strengthening	Construction	
Allahabad Division	16		
Kanpur Nagar	..	Strengthening	Construction	
Kanpur Dehat	Construction	
Farrukhabad	"	
Etawah	16	Motor mechanics	
Kanpur Division	16		
Faizabad	..	Construction	..	16	Refrigeration	
Sultanpur	..	Strengthening	Construction	
Gonda	80	Electronics/wireman, electrician/Radio/T.V./ Refrigeration	
Bara Banki	Construction	
Baharaich	"	
Faizabad Division	96		
GRAND TOTAL (PLAINS)	932		

Social Welfare—(Concl'd.)					Nutrition—(Concl'd.)	
Grant-in-aid for maintenance of destitute physically and mentally handicapped persons (No.)	Scholarship for education and training for physically handicapped students and children of physically handicapped persons (No.)	Grant to physically handicapped persons for purchase of artificial limbs (No.)	Grant-in-aid to destitute widows	Establishment of shishushalas in sweeper colonies and slums of urban/rural areas (No.)	I. C. D. S. (No. of centres)	No. of beneficiaries
(2)	(3)	(4)	(5)	(6)	(7)	(2)
848	75	162	3129	3 New	..	85344
343	110	..	1573	2 Contd.	..	42924
142	75	20	1505	69048
1333	260	182	6147	197316
138	150	50	1443	3 New	..	27216
..	..	144	1209	10668
181	772	..	1450	1 New	..	24948
408	210	20	1546	1 New	..	24780
727	1132	214	5648	87612
361	350	40	3092	36288
225	88	30	3049	1 New	100	109368
135	60	12	2710	47004
809	90	30	2046	2 Contd.	100	33600
316	110	20	2500	1 New	..	28812
1846	688	132	13397	..	200	255072
18838	5204	1303	101917	..	500	2034862

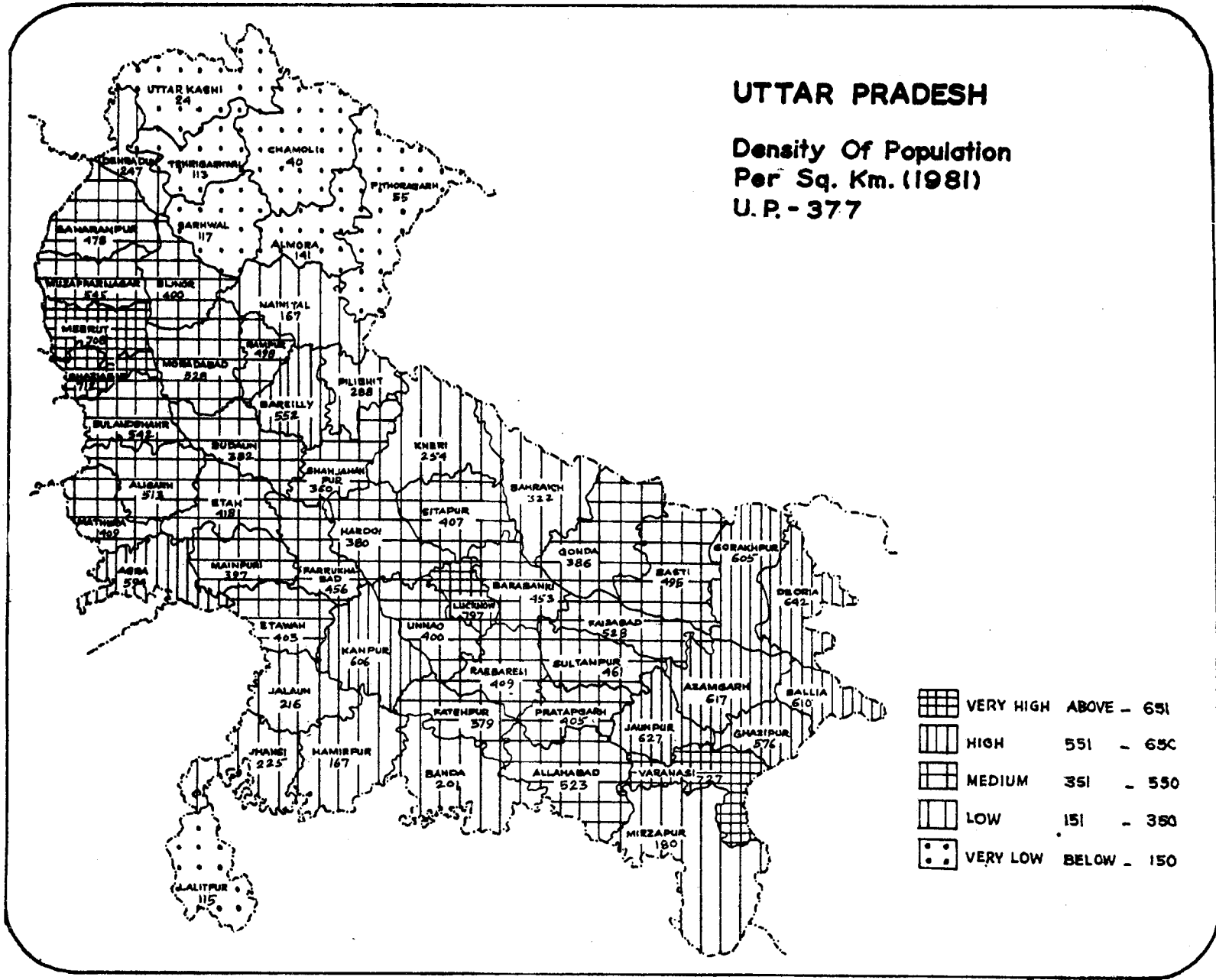
LIST OF MAPS

- (1) Density of population
- (2) Decennial growth of population
- (3) Percentage of urban population to total population
- (4) Literacy percentage
- (5) Average size of holdings
- (6) Percentage of small and marginal holdings to total holdings
- (7) Percentage of area under small and marginal holdings to total holdings
- (8) Consumption of fertilizer per hectare
- (9) Intensity of cropping in percentage
- (10) Percentage of net irrigated area to net area sown
- (11) State tubewells
- (12) Length of pucca roads per 100 sq. km.
- (13) Per capita consumption of electricity
- (14) Credit deposit ratio

**Sub. National Systems Unit,
National Institute of Educational
Planning and Administration
17-E, Sanjiv Reddy Marg, New Delhi-110016
DOC. No.....
Date.....**

UTTAR PRADESH

Density Of Population
Per Sq. Km. (1981)
U.P. - 377

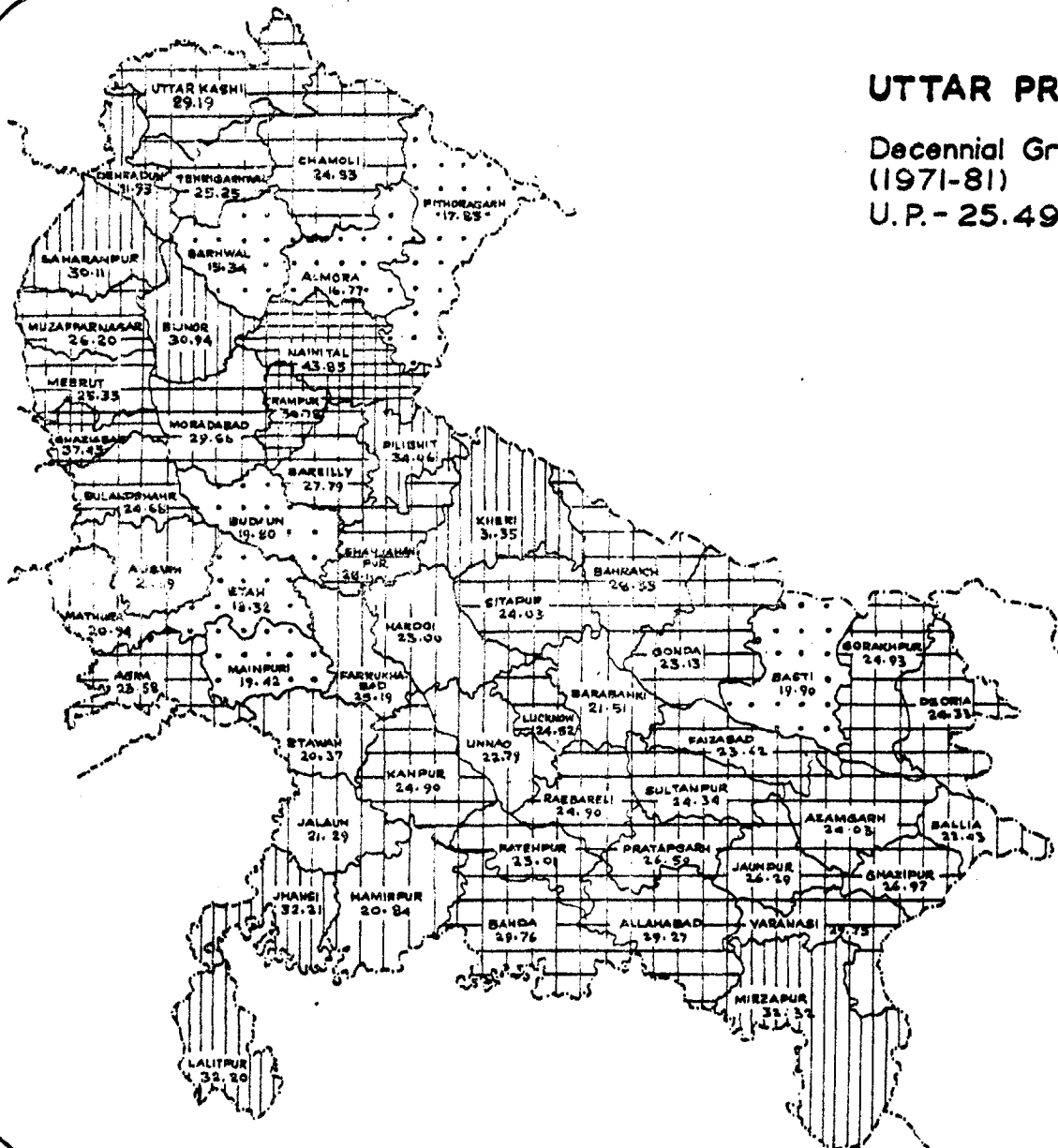


	VERY HIGH	ABOVE - 651
	HIGH	551 - 650
	MEDIUM	351 - 550
	LOW	151 - 350
	VERY LOW	BELOW - 150

UTTAR PRADESH

Decennial Growth Of Population
(1971-81)

U.P. - 25.49

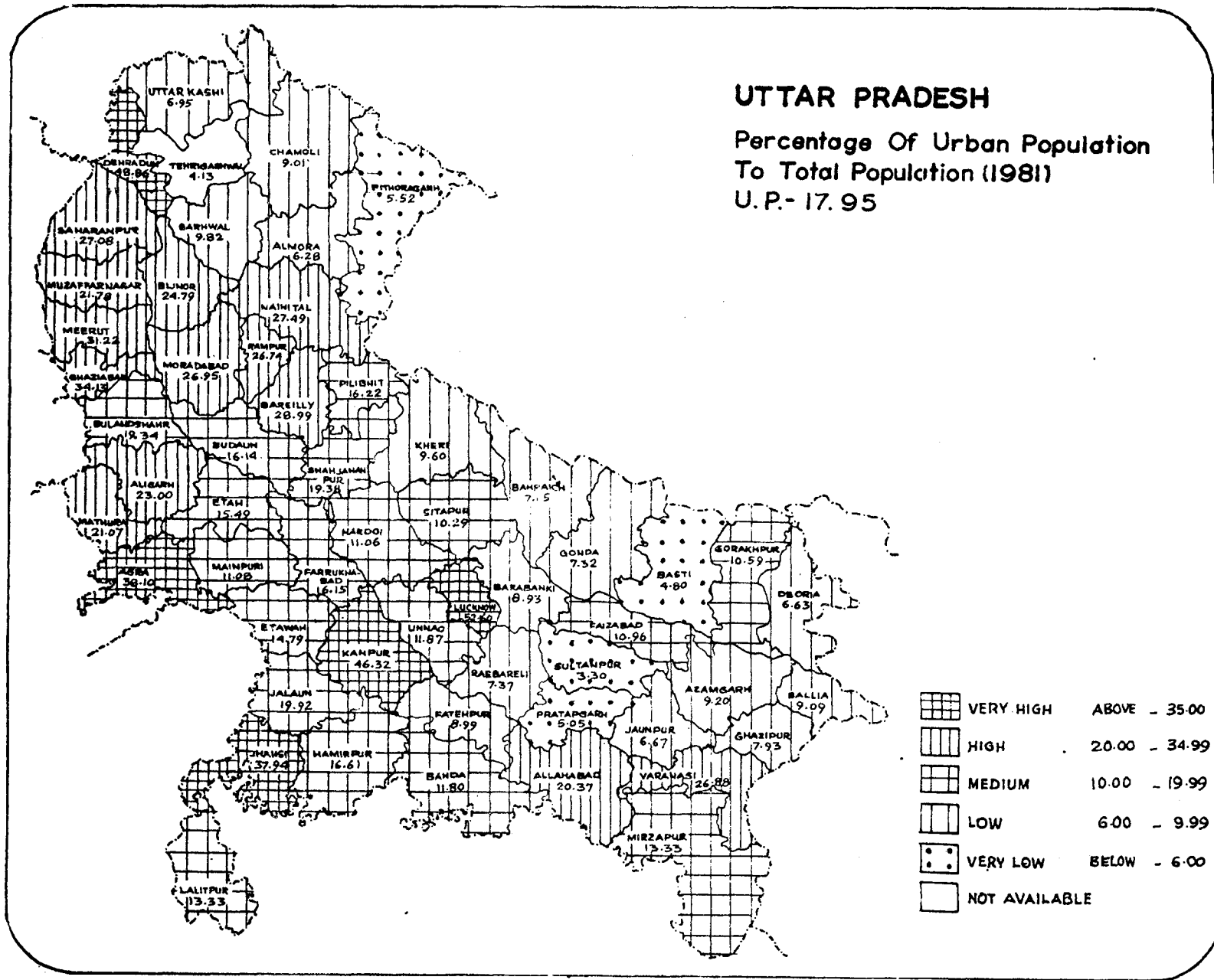


	VERY HIGH	ABOVE - 35.01
	HIGH	30.01 - 35.0
	MEDIUM	25.01 - 30.0
	LOW	20.01 - 25.0
	VERY LOW	BELOW - 20.0

UTTAR PRADESH

Percentage Of Urban Population
To Total Population (1981)

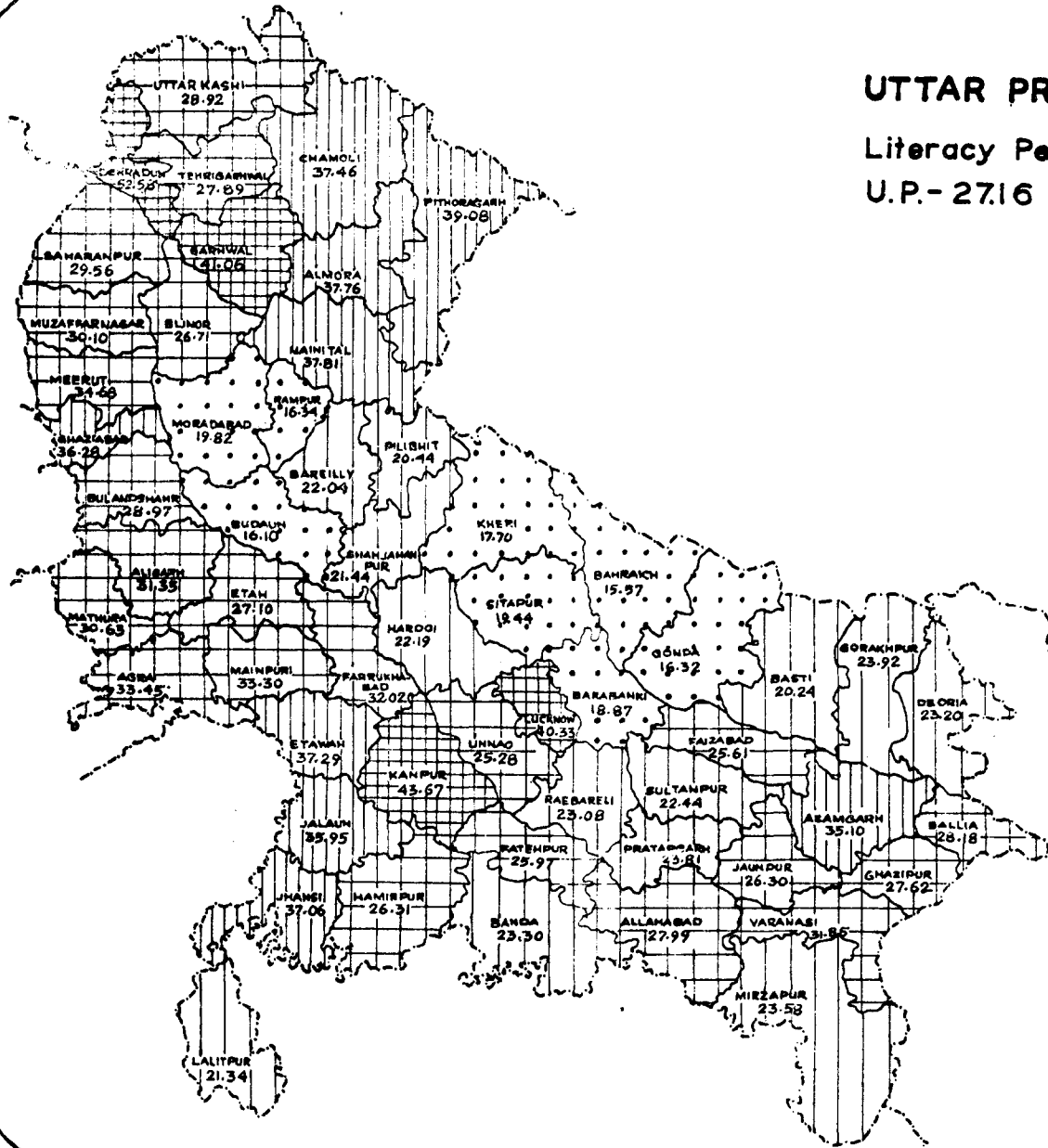
U.P.- 17.95



UTTAR PRADESH

Literacy Percentage

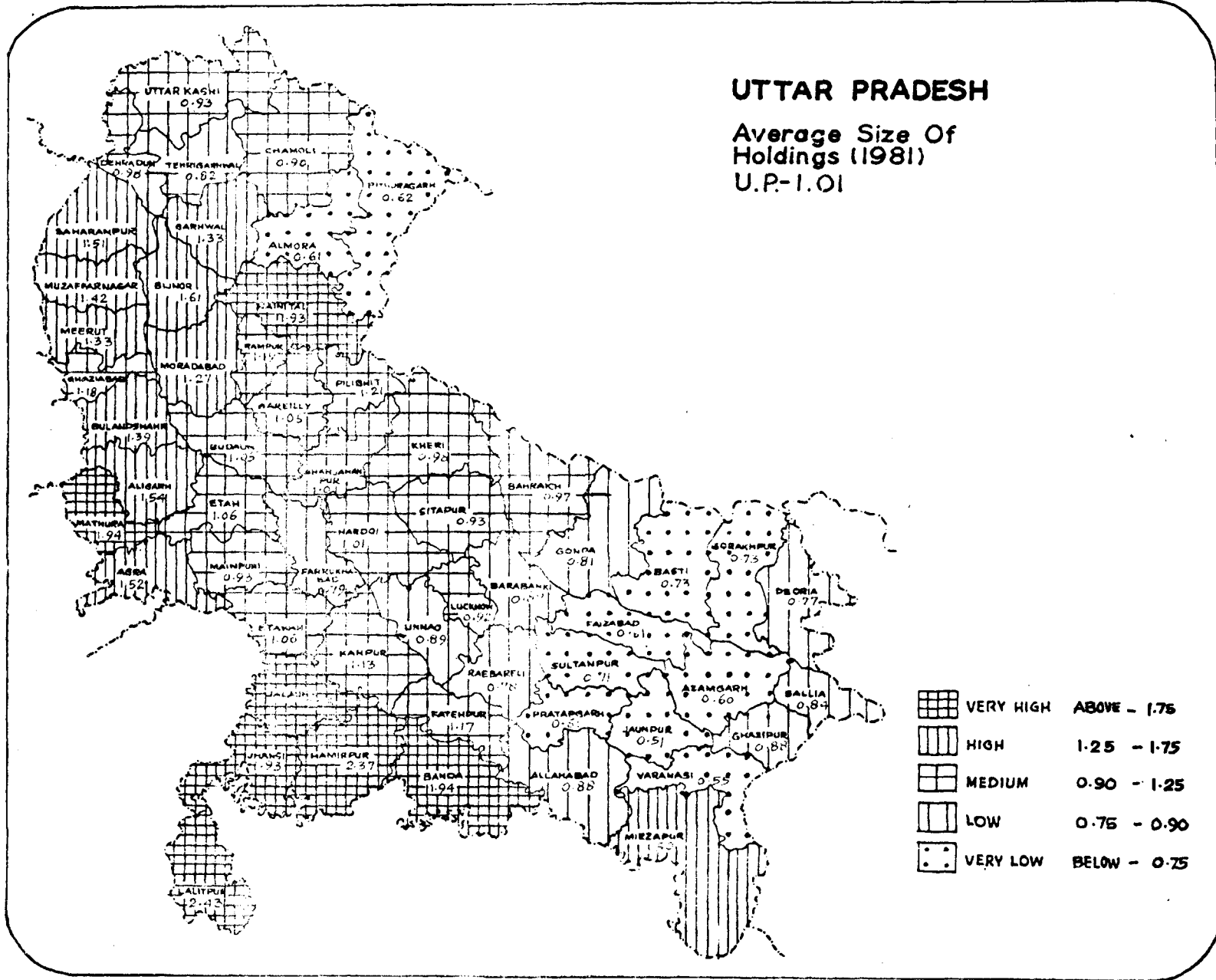
U.P. - 27.16



	VERY HIGH	40 & ABOVE
	HIGH	35 - 39
	MEDIUM	25 - 34
	LOW	20 - 24
	VERY LOW	BELOW 20

UTTAR PRADESH

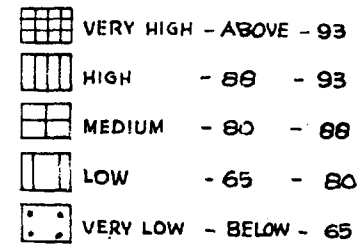
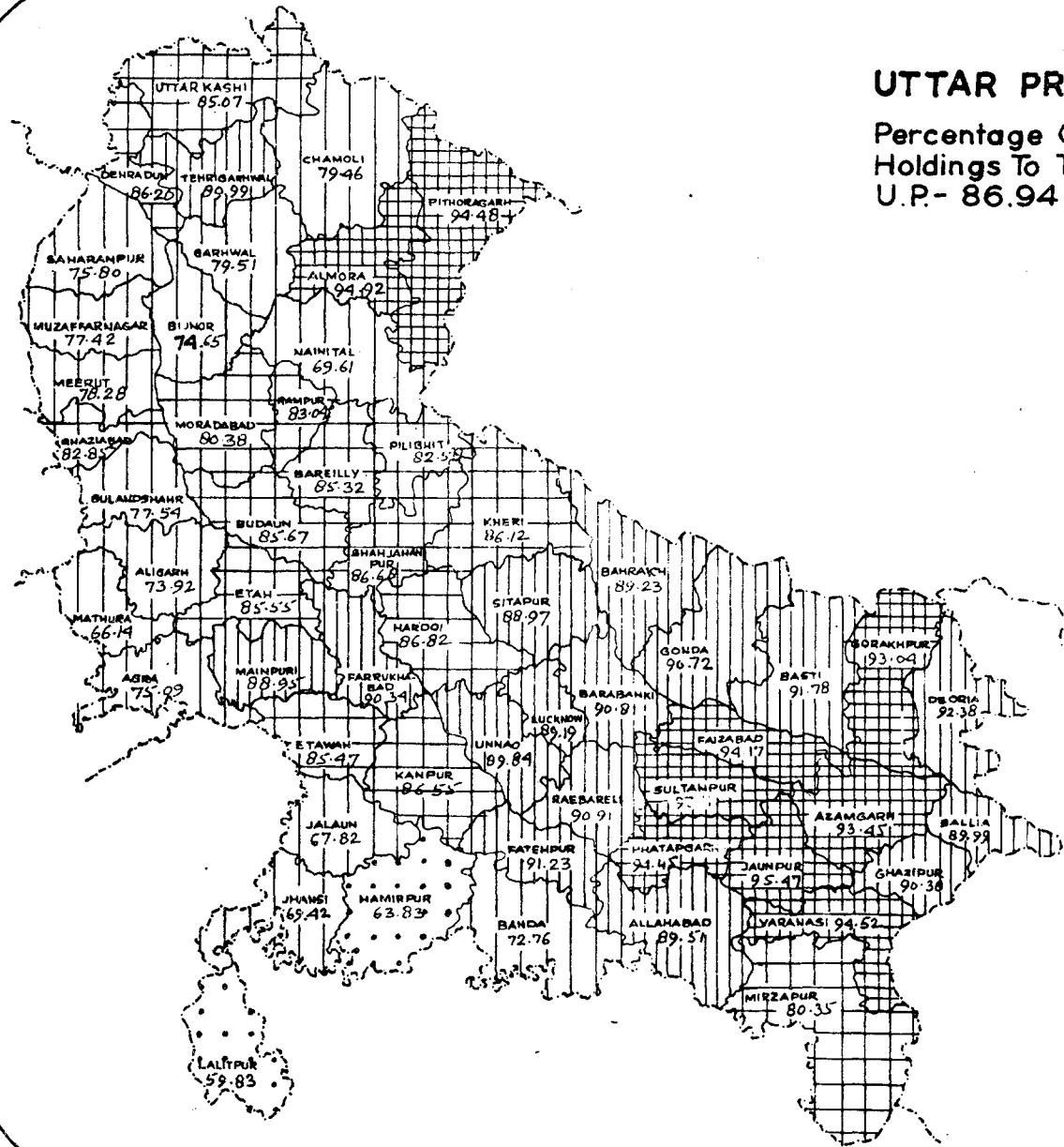
Average Size Of Holdings (1981)
U.P.-1.01



	VERY HIGH	ABOVE - 1.75
	HIGH	1.25 - 1.75
	MEDIUM	0.90 - 1.25
	LOW	0.75 - 0.90
	VERY LOW	BELOW - 0.75

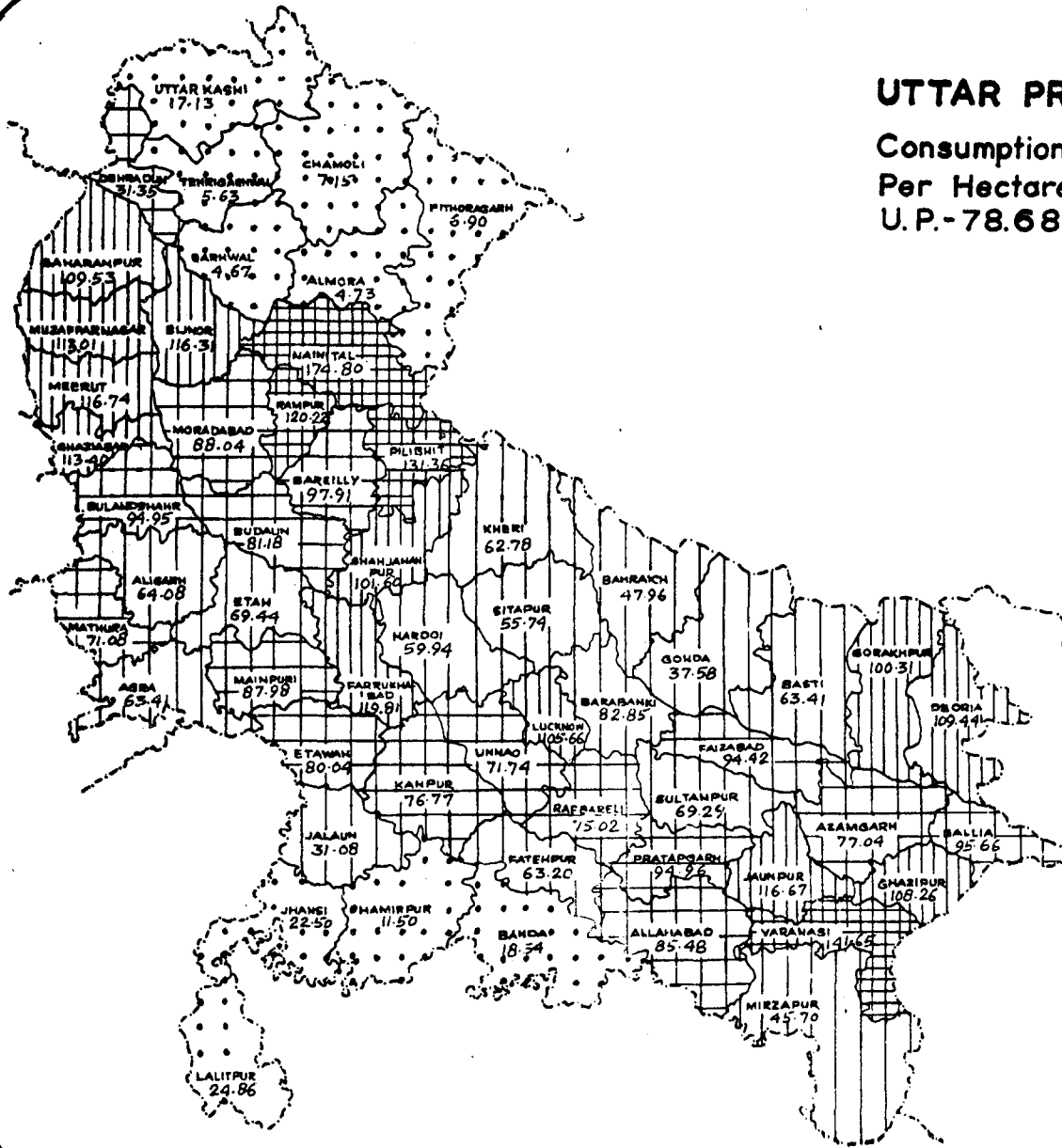
UTTAR PRADESH

Percentage Of Small And Marginal Holdings To Total Holdings (1981)
U.P.- 86.94



UTTAR PRADESH

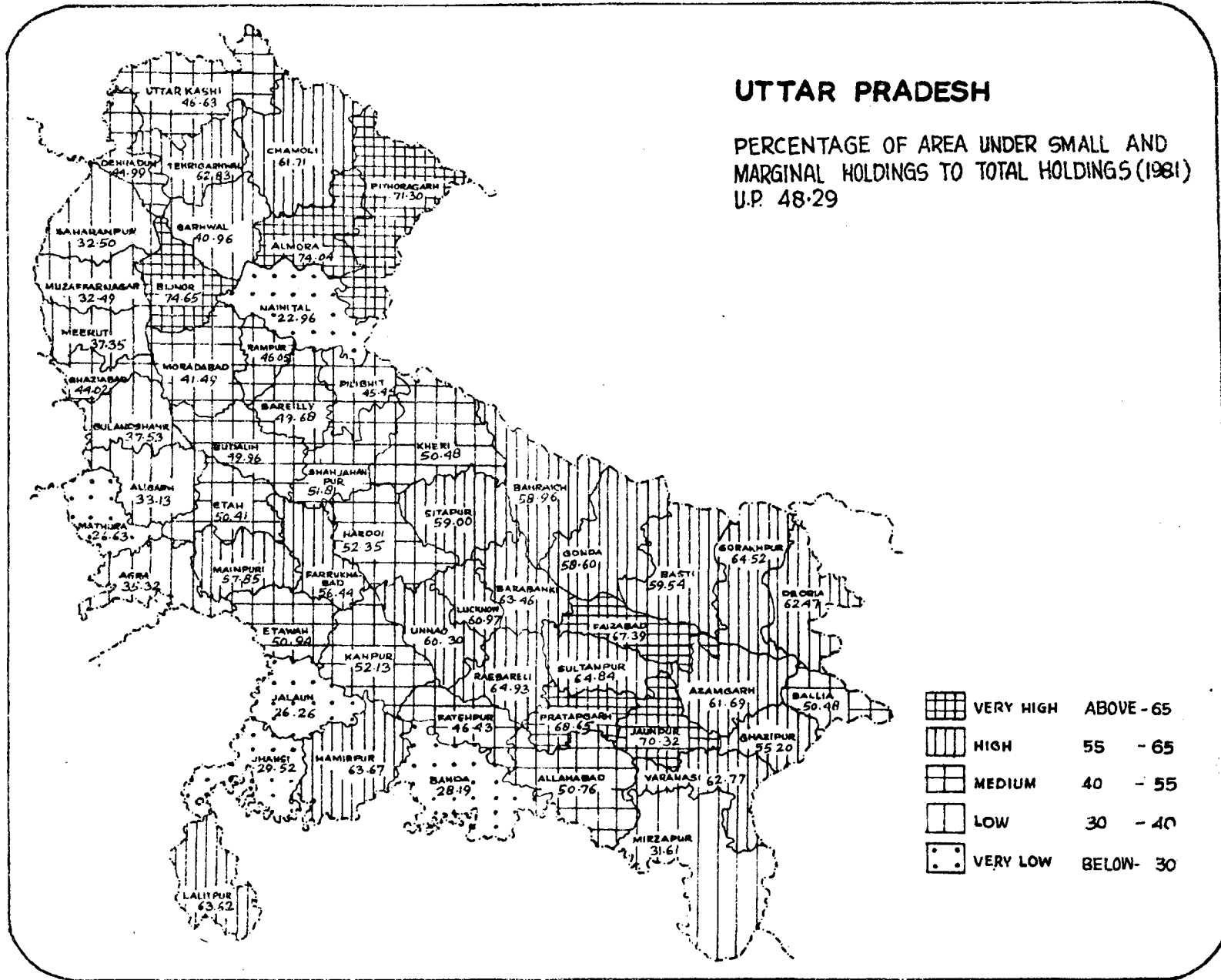
Consumption Of Fertilizers
Per Hectare (1986-87)
U.P.-78.68



	VERY HIGH	ABOVE - 120
	HIGH	100 - 120
	MEDIUM	70 - 100
	LOW	30 - 70
	VERY LOW	BELOW - 30

UTTAR PRADESH

PERCENTAGE OF AREA UNDER SMALL AND MARGINAL HOLDINGS TO TOTAL HOLDINGS (1981)
U.P. 48-29

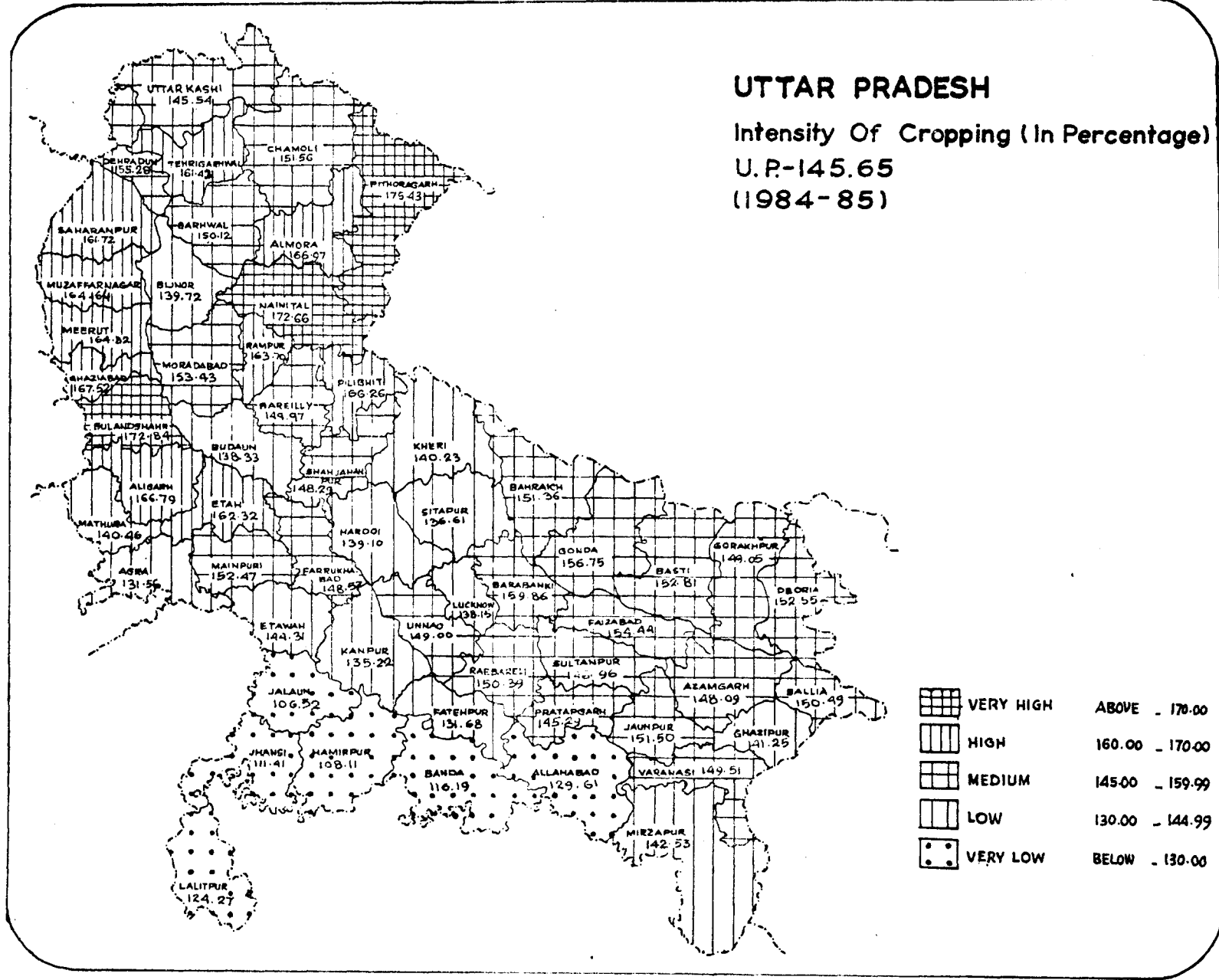


UTTAR PRADESH

Intensity Of Cropping (In Percentage)

U.P.-145.65

(1984-85)

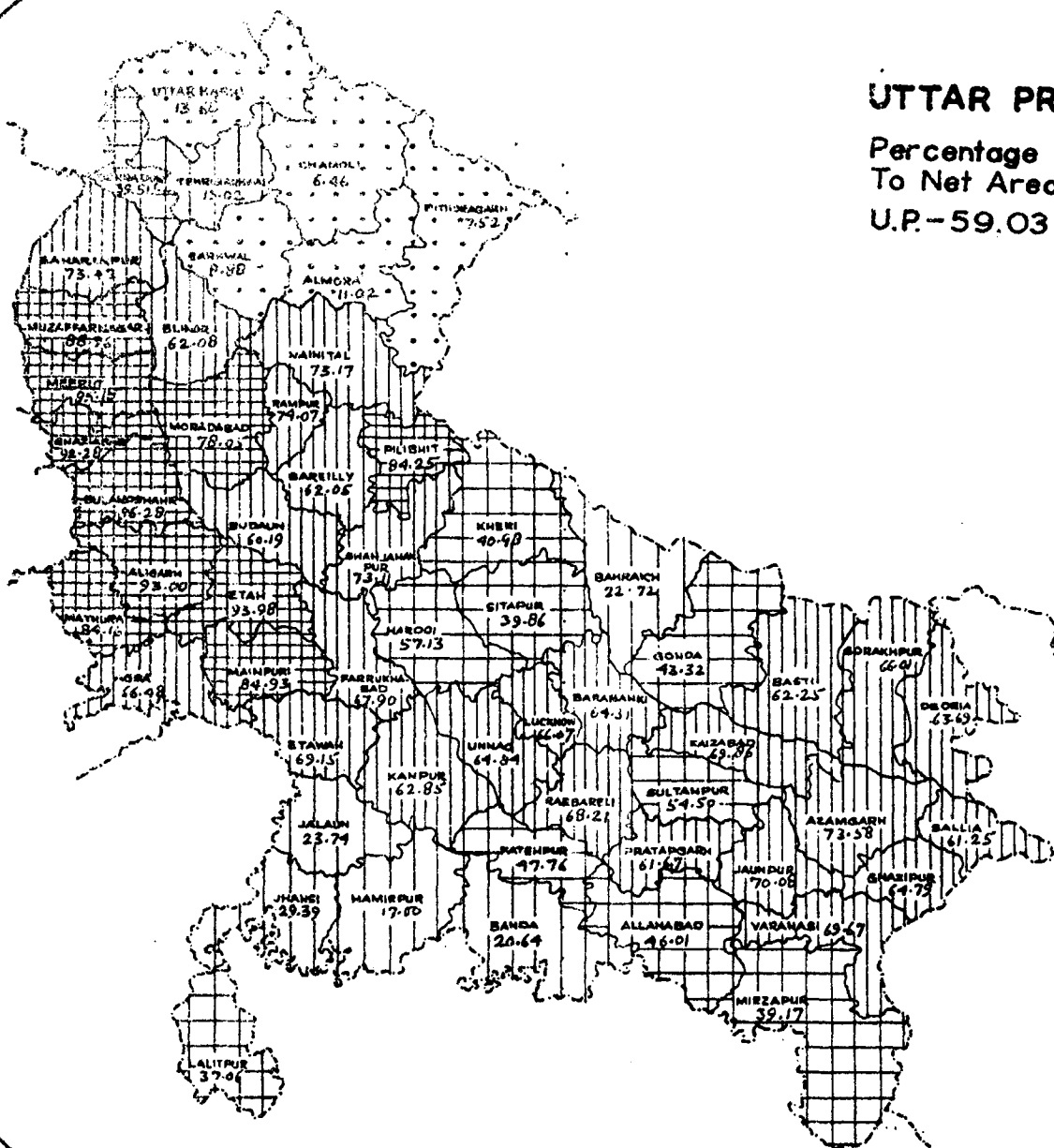


	VERY HIGH	ABOVE - 170.00
	HIGH	160.00 - 170.00
	MEDIUM	145.00 - 159.99
	LOW	130.00 - 144.99
	VERY LOW	BELOW - 130.00

UTTAR PRADESH

Percentage Of Net Irrigated Area
To Net Area Sown (84-85)

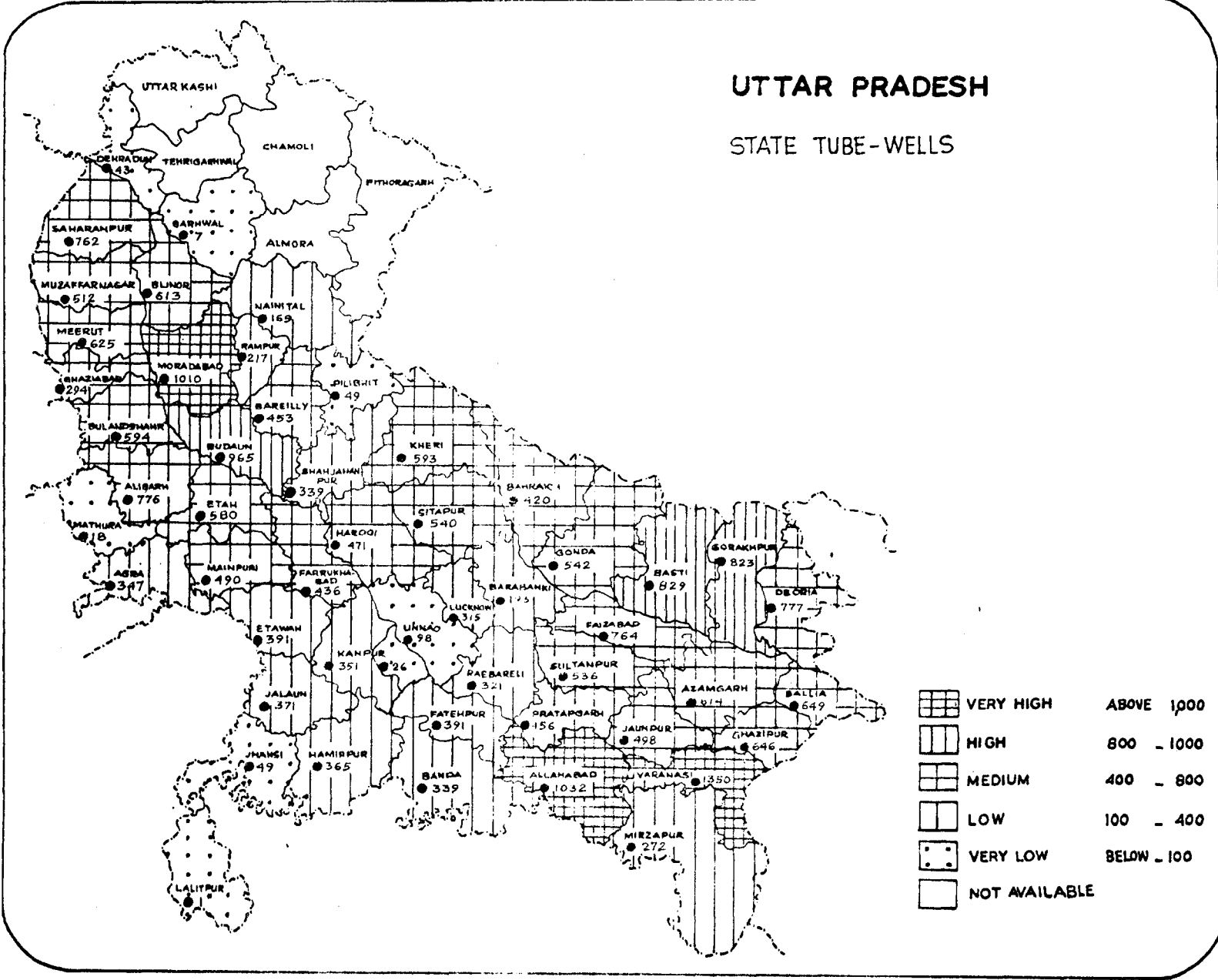
U.P. - 59.03



	VERY HIGH	ABOVE - 75
	HIGH	60 - 75
	MEDIUM	30 - 60
	LOW	15 - 30
	VERY LOW	BELOW - 15

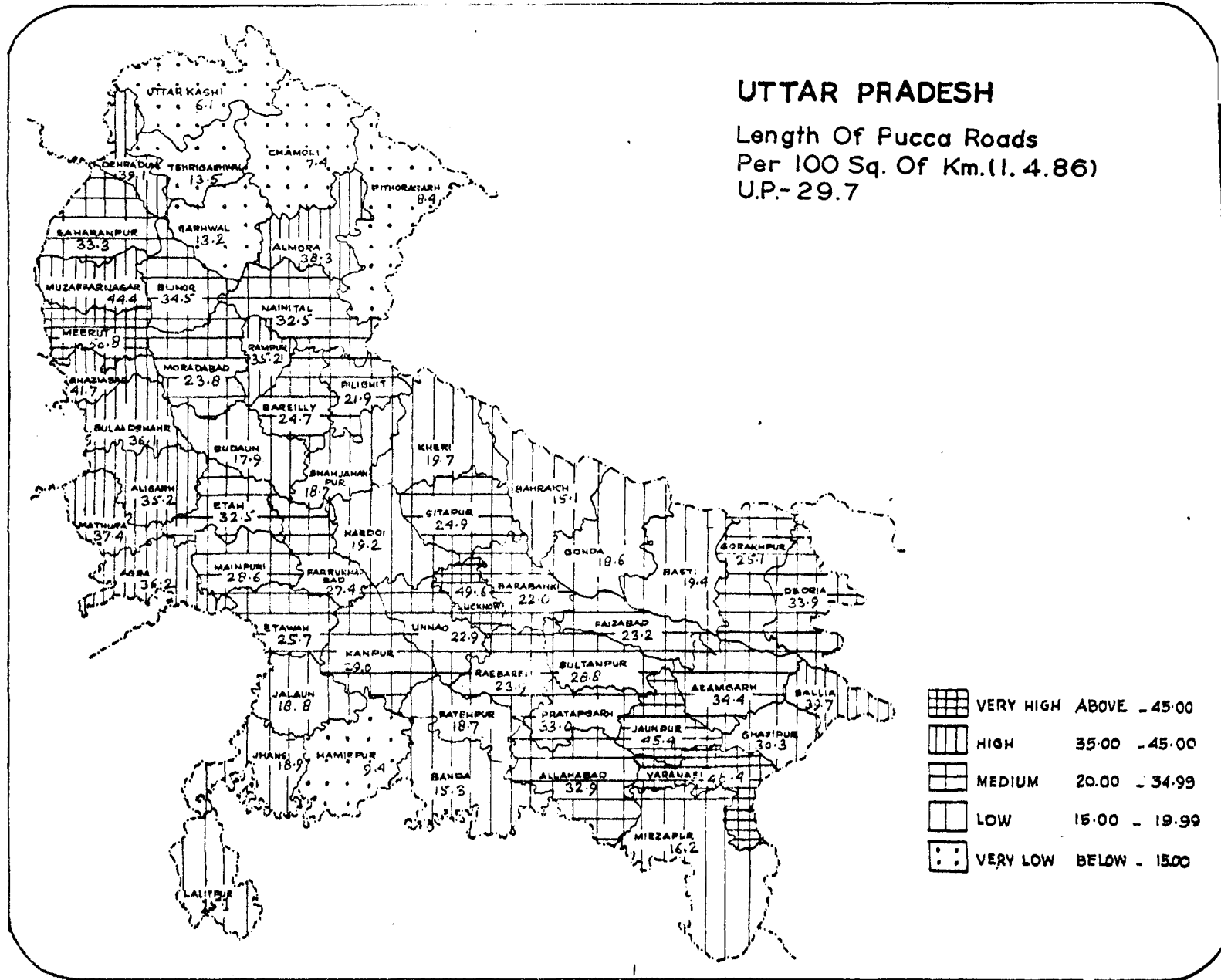
UTTAR PRADESH

STATE TUBE-WELLS



UTTAR PRADESH

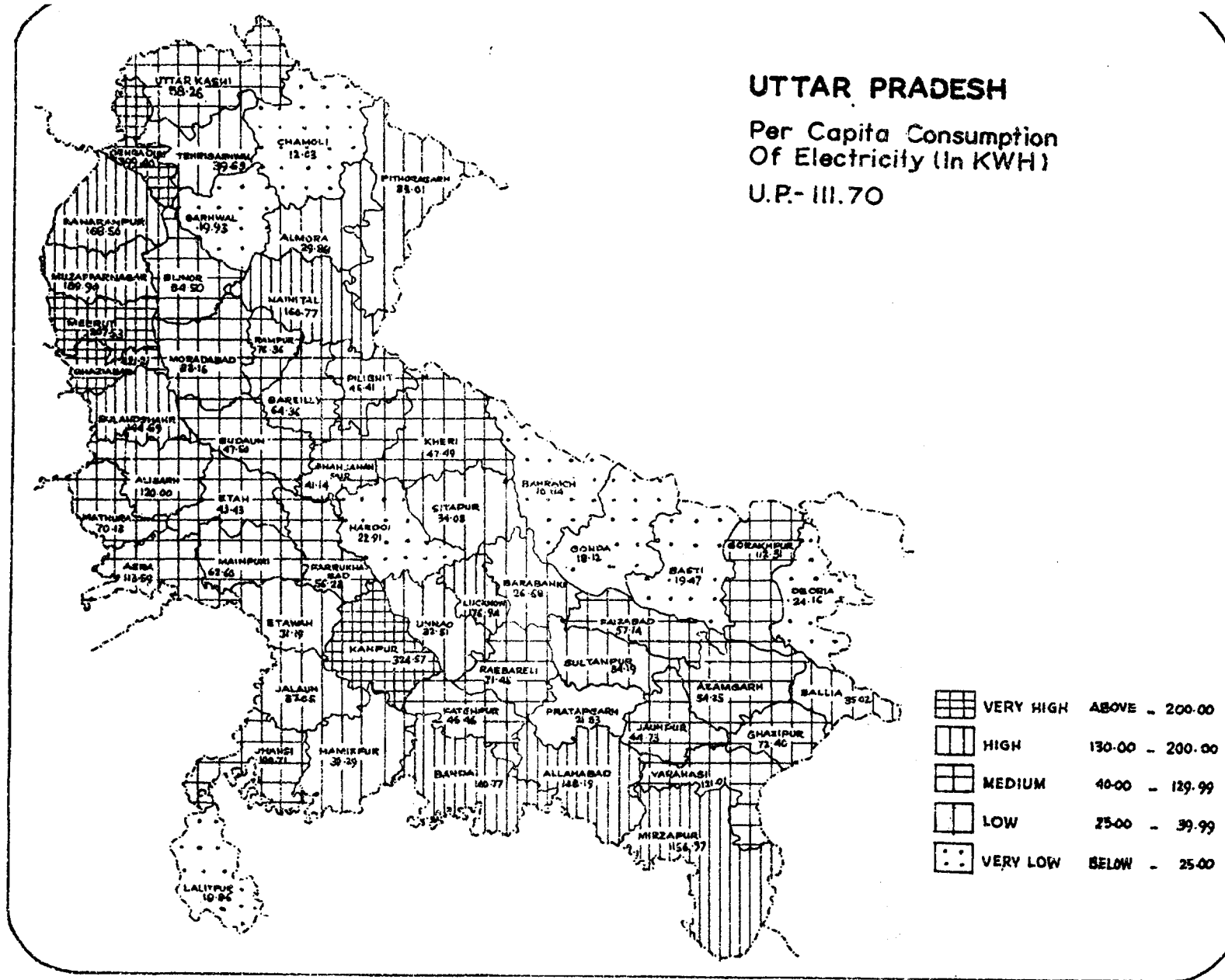
Length Of Pucca Roads
Per 100 Sq. Of Km. (I. 4.86)
U.P.- 29.7



UTTAR PRADESH

Per Capita Consumption
Of Electricity (In KWH)

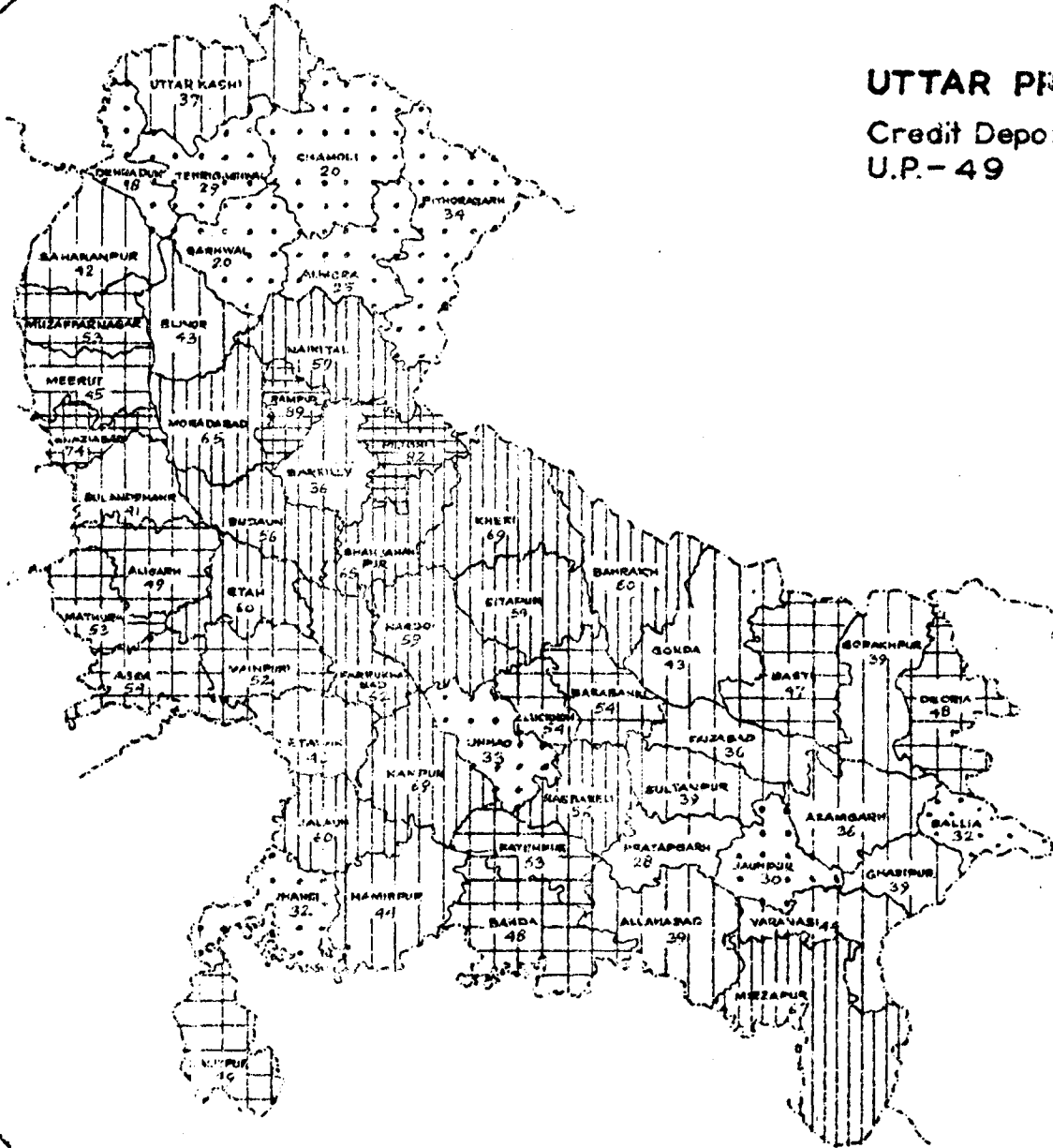
U.P.- III.70



UTTAR PRADESH

Credit Deposit Ratio (March, 86)

U.P. - 49



	VERY HIGH	ABOVE - 70
	HIGH	55 - 70
	MEDIUM	45 - 55
	LOW	35 - 45
	VERY LOW	BELOW - 35



NIEPA DC
D04646

Sub
NIEPA
20/11/86
NIEPA DC
D04646