



महाराष्ट्र राज्य
सांख्यिकी गोषवारा

STATISTICAL ABSTRACT

OF

MAHARASHTRA STATE

FOR THE YEAR

1982-83 & 1983-84

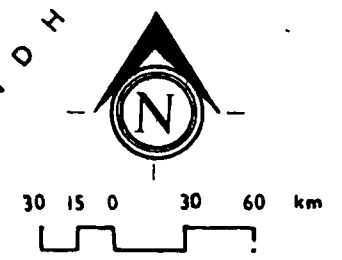
अर्थ व सांख्यिकी संचालनालय, महाराष्ट्र शासन, मुंबई
DIRECTORATE OF ECONOMICS AND STATISTICS
GOVERNMENT OF MAHARASHTRA
BOMBAY

GOVERNMENT PRESS, NAGPUR

1988

राज्याची हद्द ——— STATE BOUNDARY
 जिल्हाची हद्द ——— DISTRICT BOUNDARY

M A H A R A S H T R A



MAHARASHTRA STATE
महाराष्ट्र राज्य

Director, Systems Unit,
National Institute of Educational
Planning and Administration
17-B, SriAurbindo Marg, New Delhi-110016
DOC. No. 4713
Date 30.6.89

प्रस्तावना

राज्य सांख्यिकी गोषवारा हे प्रकाशन १९८२-८३ आणि १९८३-८४ या वर्षाकरिता इंग्रजी आणि मराठी अशा दोन्ही भाषांतून तयार करण्यात येत आहे. या प्रकाशनामध्ये महाराष्ट्र राज्यातील आर्थिक बाबींवरील माहिती शक्यतो १९८२-८३ आणि १९८३-८४ या वर्षाकरिता दिलेली आहे. या प्रकाशनामध्ये प्रथमच (अ) पशुधन गणना, १९८२ आणि (ब) कृषि गणना, १९८०-८१ या संबंधीची माहिती समाविष्ट करण्यात येत आहे.

२. या प्रकाशनाचे स्वरूप केंद्रीय सांख्यिकी संघटना, नवी दिल्ली, यांच्या शिफारशीनुसार थोडेसे बदलण्यात आले आहे. पूर्वीच्या अंकातील तक्त्यांचा संदर्भ लक्षात घावा यासाठी तक्त्यांच्या नवीन क्रमांकापुढे त्या त्या तक्त्यांचे जुने क्रमांकही देण्यात आले आहेत.

३. याशिवाय या प्रकाशनामध्ये महाराष्ट्र राज्याचा एक नकाशा आणि काही आलेख यांचाही समावेश करण्यात आला आहे.

४. महाराष्ट्र राज्य व त्यातील जिल्हांतील सामाजिक व आर्थिक बाबींचा अभ्यास कर इच्छिणाऱ्यांना हे प्रकाशन संदर्भ ग्रंथ म्हणून उपयुक्त होईल अशी आशा आहे.

५. राज्य शासन, केंद्र शासन, स्थानिक संस्था आणि इतर संस्थांची निरनिराळी खाती व कार्यालये यांनी आवश्यक ती माहिती प्रकाशनाच्या या विसाव्या अंकात समाविष्ट करण्यासाठी दिली त्यांच्या या सहकार्याबद्दल मी आभारी आहे.

मुंबई :
दिनांक २२ जुलै १९८७.

सु. म. विद्वांस,
अर्थ व सांख्यिकी संचालक, मुंबई.

PREFACE

The Statistical Abstract for the year 1982-83 and 1983-84 is being published (both in Marathi and in English) and it gives data on socio economic characteristics of the State mostly for the year 1982-83 and 1983-84. In this issue tables based on (a) Livestock Census, 1982 and (b) Agricultural Census, 1980-81 have been reproduced for the first time in the publication.

2. The form of the publication has been slightly changed on the lines of recommendations of the Central Statistical Organisation, New Delhi. In order to facilitate reference to the previous tables, their numbers have been given in the bracket after the new numbers of the tables.

3. A map of Maharashtra State and charts have also been included in this issue.

4. It is hoped that this publication will be found useful as a reference book by those interested in making socio economic studies of Maharashtra and its districts.

5. I am thankful to the different Departments and Offices of the State Government, Government of India, Local Bodies and other Organisations for their co-operation in supplying requisite data for inclusion in this publication, which is the twentieth in the series.

Bombay :
Dated 22nd July 1987.

S. M. Vidwans,
Director of Economics and
Statistics, Bombay.

महाराष्ट्र राज्य सांख्यिकी गोषवारा

STATISTICAL ABSTRACT OF MAHARASHTRA STATE

1982-83 and 1983-84

अनुक्रमणिका

CONTENTS

| वक्ता क्रमांक Table No. (1) | विषय (2) | पृष्ठ क्र. Page No. (3) | Subject (2) |
|-------------------------------------|--|-------------------------------|---|
| (i) | प्रास्ताविक | (xi) | Introductory |
| (ii) | जिल्हांच्या पुनर्रचनेबाबतची टिप्पणी | (xii) | Note on reorganisation of districts in Maharashtra. |
| (iii) | दृष्टिक्षेपात महाराष्ट्र (सामान्य माहिती, भारताशी तुलना). | 1 | Maharashtra State at a glance (General information, comparison with India). |
| (iv) | निवडक विषयांवरील सारांशाचे तक्ते | 7 | Summary tables on selected topics |
| (v) | निवडक निर्देशांक | 21 | Selected indicators |
| 1. क्षेत्रफल आणि लोकसंख्या : | | | Area And Population : |
| 1-1 | (1-1) १९८१ च्या जनगणनेनुसार क्षेत्रफल व लोकसंख्या | 53 | Area and population according to 1981 population census |
| 1-2 | (1-2) १९०१ पासूनचा लोकसंख्येतील दशवर्षीय चढउतार | 56 | Decadal variation in population since 1901 |
| 1-3 | (1-3) खेड्यांचे लोकसंख्येनुसार वर्गीकरण. | 62 | Villages classified by population |
| 1-4 | (1-4) शहरे/शहर संकुलांचे लोकसंख्येनुसार वर्गीकरण | 64 | Towns/Urban agglomerations classified by population |
| 1-5 | (1-5) शहरांची, नागरी भागांची आणि ग्रामीण भागांची लोकसंख्या. | 66 | Population of towns, urban areas and rural areas |
| 1-6 | (1-6) साक्षरतेची टक्केवारी | 73 | Percentage of literacy |
| 1-7 | (1-7) अनुसूचित जाती व अनुसूचित जमाती यांची लोकसंख्या. | 74 | Population of Scheduled Castes and Scheduled Tribes |
| 1-8 | (2-1) लोकसंख्येची आर्थिक वर्गीवारी, १९८१ | 76 | Economic classification of population, 1981 |
| 1-9 | (2-2) बिगर शेती व्यवसायातील कामगारांचे मुख्य व्यवसाय गटानुसार वर्गीकरण (१९७१). | 85 | Occupational classification of persons at work other than cultivation into main divisions (1971). |
| 1-10 | (2-3) राज्यातील बिगर शेती व्यवसायातील कामगारांचे व्यवसायानुसार वर्गीकरण (विभाग, गट वगैरे प्रमाणे). | 88 | Occupational classification of persons at work other than cultivation in the State (according to divisions, groups, etc.) |
| 1-11 | (2-4) काम करणाऱ्यांचे औद्योगिक गटानुसार (शेतीव्यतिरिक्त) वर्गीकरण. | 92 | Industrial classification of persons at work (other than cultivation) by divisions and major groups. |
| 1-12 | (2-5) वस्तुनिर्माण प्रक्रिया, सेवा व दुरुस्ती या उद्योगधंद्यात काम करणाऱ्यांचे घरगुती उद्योगधंदे व बिगर घरगुती उद्योगधंदे यानुसार वर्गीकरण. | 102 | Distribution of workers in manufacturing, processing, servicing and repairs by household industry and non-household industry. |
| 1-13 | (2-6) बिगर घरगुती उद्योगधंदे, व्यापार, व्यवसाय किंवा सेवा हा प्रमुख व्यवसाय असणाऱ्यांचे लिंग व कामाच्या प्रकारानुसार व उद्योगधंद्यानुसार वर्गीकरण. | 105 | Industrial classification by sex and class of workers of persons at work in non-household industry trade, business, profession or services as 'main activity. |
| 1-14 | (2-7) काम करणाऱ्या व काम न करणाऱ्या स्त्रियांचे प्रमुख व्यवसाय व वयोगटानुसार वर्गीकरण. | 108 | Female workers and non-workers according to main activity classified by age groups. |
| 1-15 | (2-8) काम करणाऱ्या व काम न करणाऱ्या स्त्रियांचे प्रमुख व्यवसाय व वैवाहिक स्थितीनुसार वर्गीकरण. | 110 | Female workers and non-workers according to main activity classified by marital status. |
| 1-16 | (2-9) काम न करणाऱ्या व्यक्तीचे व्यवसाय, प्रकार व लिंग यानुसार वर्गीकरण. | 112 | Persons not at work classified by type of activity and sex. |
| 2. पर्यावरण सांख्यिकी : | | | Environment Statistics : |
| 2-1 A(3-1) | महाराष्ट्रातील निरनिराळ्या केंद्रातील तपमान, १९८२ | 116 | Temperature at different centres in Maharashtra State, 1982. |
| 2-1 B(3-1) | महाराष्ट्रातील निरनिराळ्या केंद्रातील तपमान, १९८३. | 117 | Temperature at different centres in Maharashtra State, 1983. |
| 2-1 C(—) | निरनिराळ्या केंद्रानुसार सापेक्ष आर्द्रता, १९८२. | 118 | Relative humidity at different centres, 1982 |

| तक्ता क्रमांक Table No. (1) | विषय (2) | पृष्ठ क्र. Page No. (3) | Subject (2) |
|--------------------------------------|---|----------------------------------|---|
| 2:1D (New) | निरनिराळ्या केंद्रानुसार सापेक्ष आर्द्रता, १९८३ | 119 | Relative humidity of different centres, 1983 |
| 2:2 (3:2) | सामान्यपणे पडणाऱ्या पावसाचे दिवस आणि पाऊस यांची मासिकवार आकडेवारी. | 120 | Monthwise normal number of rainy days and rainfall |
| 2:3A (3:3) | विविध केंद्रांचे ठिकाणी पडलेला पाऊस, १९८२.. | 122 | Rainfall at different centres, 1982 |
| 2:3B (3.3) | विविध केंद्रांचे ठिकाणी पडलेला पाऊस, १९८३ | 140 | Rainfall at different centres, 1983 |
| 3. जीवनविषयक माहिती : | | | Vital Statistics : |
| 3:1 (15:1) | महाराष्ट्र राज्यातील जीवनविषयक महत्त्वाचे दर | 160 | Important vital rates in respect of Maharashtra State |
| 3:2 (15:2) | जन्म दर, मृत्यू दर व बाल मृत्यू दर | 161 | Birth rates, death rates and infant mortality rates |
| 3:3A (15:3) | प्रमुख कारणानुसार मृत्यूंची महाराष्ट्रातील जिल्हावार संख्या, १९८२. | 163 | Number of deaths by principal causes in districts of Maharashtra, 1982. |
| 3:3B (15:3) | प्रमुख कारणानुसार मृत्यूंची महाराष्ट्रातील जिल्हावार संख्या, १९८३. | 170 | Number of deaths by principal causes in districts of Maharashtra, 1983. |
| 4. गृहनिर्माण : | | | Housing : |
| 4:1 (25:1) | घरांची वापरानुसार केलेली वर्गवारी (१९८१) | 182 | Classification of houses according to use (1981) |
| 4:2 (25:2) | वापसातील खोल्यांच्या संख्येनुसार १९७१ च्या जनगणनेत गणना केलेल्या १,००० कुटुंबांचे वर्गीकरण. | 186 | Distribution of 1,000 Census households according to number of rooms occupied (1971). |
| 5. शिक्षण : | | | Education : |
| 5:1 (14:1) | शिक्षणाच्या प्रकारानुसार संस्था व विद्यार्थी .. | 190 | Institutions and enrolment by type of education |
| 5:2 (14:2) | पटावरील विद्यार्थी व शिक्षकांची संख्या .. | 210 | Enrolment of students and number of teachers |
| 5:3 (14:3) | पूर्व-प्राथमिक, प्राथमिक व माध्यमिक शाळांमधील विद्यार्थ्यांची इयत्तावार संख्या. | 216 | Distribution of pupils by standard (in pre-primary, primary and secondary schools). |
| 5:4 (14:4) | प्राथमिक व माध्यमिक शिक्षण संस्थांतील विद्यार्थ्यांची शिक्षणाच्या माध्यमानुसार संख्या. | 220 | Distribution of pupils in primary and secondary institutions according to medium of instruction. |
| 5:5A (14:5) | प्रमुख परीक्षांचे निकाल, १९८२-८३ .. | 224 | Examination results (Major examinations), 1982-83 |
| 5:5B (14:5) | प्रमुख परीक्षांचे निकाल, १९८३-८४ | 227 | Examination results (Major examinations), 1983-84 |
| 5:6 (14:6) | संस्थेच्या प्रकारानुसार तांत्रिक शिक्षण संस्था .. | 230 | Distribution of technical institutions by type of institutions. |
| 5:7 (14:7) | तंत्र निकेतन संस्थांची त्यांचे वर्गवारीनुसार संख्या, त्यातील प्रवेश क्षमता, नांव नोंदविलेले, उत्तीर्ण झालेले विद्यार्थी आणि शिक्षकांची संख्या. | 232 | Number of technical institutions, intake capacity, enrolment, outturn and number of teachers by category of institution. |
| 5:8 (14:8) | शासकीय औद्योगिक प्रशिक्षण संस्थांमधील मंजूर केलेल्या जागा, प्रवेश क्षमता व उत्तीर्ण झालेल्यांची संख्या. | 233 | Number of sanctioned seats, intake capacity and outturn of Government industrial training institutes. |
| 5:9 (14:9) | अभियांत्रिकी, तंत्रशास्त्र व तंत्रनिकेतन अभियांत्रिकी महाविद्यालयांच्या अंतिम वर्षाच्या परिक्षेस बसलेल्या व उत्तीर्ण झालेल्या विद्यार्थ्यांची संख्या. | 234 | Number of students appeared and passed in final year examination of engineering, technological and polytechnic colleges during the calendar year. |
| 6. जनता संपर्क : | | | Mass Communication : |
| 6:1 (24:1) | छापखाने व निरनिराळ्या भाषातील नियतकालिके | 236 | Number of printing presses and number of periodicals in different languages. |
| 6:2 (24:2) | प्रकाशित पुस्तके व नियतकालिके याविषयी सांख्यिकी | 242 | Statistics of books and periodicals published |
| 6:3 (24:3) | पुस्तके व नियतकालिके यांचे भाषावार वर्गीकरण | 242 | Classification of books and periodicals according to languages. |
| 6:4 (24:4) | प्रसिद्ध झालेली पुस्तके व नियतकालिके यांची विषयवार माहिती. | 243 | Number of books and periodicals published according to subjects. |

| तक्ता क्रमांक Table No. (1) | विषय (2) | पृष्ठ क्र. Page No. (3) | Subject (2) |
|-----------------------------------|---|-------------------------------|---|
| | 7. आरोग्य : | | Health : |
| 7.1 (15.4) | सार्वजनिक आणि सार्वजनिक सहाय्यित संस्थांकडून मिळालेल्या वैद्यकीय सुविधा. | 246 | Medical facilities available through public and public aided institutions. |
| | 8. कुटुंब कल्याण : | | Family Welfare : |
| 8.1 (15.5) | कुटुंब कल्याण केंद्रांची संख्या व त्यांचे कार्य .. | 248 | Number of family welfare centres operating and work done. |
| | 9. सामाजिक संरक्षण आणि सामाजिक सुरक्षा (पोलीस, गुन्हे व न्याय) | | Social Security and Social defence (Police, Crimes and Judicial) : |
| 9.1 (23.1) | महाराष्ट्र राज्यातील पोलीस यंत्रणेवरील खर्च व पोलीसांची संख्या. | 250 | Cost and strength of police in Maharashtra State |
| 9.2 (23.2) | महाराष्ट्र राज्यातील पोलीसांची संख्या व त्यावरील खर्च (रेल्वेचा समावेश करून व बृहन्मुंबई वगळून). | 254 | Strength and cost of police in the State of Maharashtra (including Railways but excluding Greater Bombay). |
| 9.3 (23.3) | बृहन्मुंबईतील दखलपत्र गुन्हे भाग-१ .. | 256 | Cognizable crimes in Greater Bombay-Part-I |
| 9.4 (23.4) | बृहन्मुंबईतील दखलपत्र गुन्हे भाग-२ .. | 258 | Cognizable crimes in Greater Bombay-Part-II |
| 9.5 (23.5) | बृहन्मुंबईतील दखलपत्र नसलेले गुन्हे भाग-१ .. | 260 | Non-cognizable crimes in Greater Bombay-Part-I |
| 9.6 (23.6) | बृहन्मुंबईतील दखलपत्र नसलेले गुन्हे भाग-२ .. | 262 | Non-cognizable crimes in Greater Bombay-Part-II |
| 9.7 (23.7) | बृहन्मुंबईतील व महाराष्ट्र राज्यातील (बृहन्मुंबई वगळून) चोरीस गेलेली व परत मिळालेली मालमत्ता. | 264 | Property stolen and recovered in Greater Bombay and in Maharashtra State (excluding Greater Bombay). |
| 9.8 (23.8) | महाराष्ट्र राज्यातील दखलपत्र गुन्हे (रेल्वेघरून परंतु बृहन्मुंबई वगळून) भाग-१. | 266 | Cognizable crimes in Maharashtra State (including Railways but excluding Greater Bombay) Part-I. |
| 9.9 (23.9) | महाराष्ट्र राज्यातील दखलपत्र गुन्हे (रेल्वेघरून व बृहन्मुंबई वगळून) भाग-२. | 270 | Cognizable crimes in Maharashtra State (including Railways but excluding Greater Bombay) Part-II. |
| 9.10(23.10) | महाराष्ट्र राज्यातील पोलीस ठाणी व पोलीसांची संख्या (रेल्वेघरून व बृहन्मुंबई वगळून). | 272 | Police stations and Police force in Maharashtra State (including Railways but excluding Greater Bombay). |
| 9.11(23.11) | इंडियन पिनल कोडखाली महाराष्ट्र राज्यात (बृहन्मुंबईघरून) झालेले दखलपत्र गुन्हे (गुन्हांचे प्रयत्नघरून). | 274 | Cognizable offences (including attempts) under Indian Penal Code in Maharashtra State (including Greater Bombay). |
| 9.12(23.12) | अपिल व मूल अधिकारिता वापरणाऱ्या न्यायालयीन अधिकाऱ्यांची संख्या. | 276 | Number of judicial officers exercising appellate and original jurisdiction in Maharashtra State. |
| 9.13(23.13) | महाराष्ट्र राज्यातील न्यायालयीन निर्णय दिलेली, नवीन आलेली व ज्यात दोषारोप केले अशी प्रकरणे (मुंबई उच्च न्यायालयाचे हद्दीतील). | 277 | Number of cases decided in and receipts and charges of the court in the State of Maharashtra. |
| 9.14(23.14) | महाराष्ट्र राज्यातील दिवाणी न्यायालयात दाखल केलेल्या दिवाणी दाव्यांची संख्या, वर्णन व मूल्य. | 278 | Number, description and value of civil suits instituted in the Civil Court in the State of Maharashtra. |
| 9.15(23.15) | महाराष्ट्रातील मूळ शाखेच्या अधिकार क्षेत्रातील दिवाणी प्रकरणांच्या चौकशीचे सर्वसाधारण निकाल. | 280 | General results of the trial of civil cases of original jurisdiction in Maharashtra. |
| 9.16(23.16) | महाराष्ट्रातील विविध वर्गांच्या न्यायाधिकरणात चालू असलेल्या फौजदारी प्रकरणांचे सर्वसाधारण निकाल. | 282 | General results of trials of criminal cases in the tribunals of various classes in Maharashtra. |
| 9.17(23.17) | महाराष्ट्र राज्यातील फौजदारी प्रकरणाबाबत अपिले व फेरतपासणीचे सर्वसाधारण निकाल. | 284 | General results of appeals and revisions in criminal cases in Maharashtra State. |
| 9.18(23.18) | महाराष्ट्र राज्यातील दिवाणी अपिल न्यायालयाचा कारभार. | 286 | Business of the Civil Appellate Courts in Maharashtra State. |

| तक्ता क्रमांक Table No. (1) | विषय (2) | पृष्ठ क्र. Page No. (3) | Subject (2) |
|-----------------------------------|---|-------------------------------|--|
| 9.19 (23-19) | महाराष्ट्र राज्यात नोंदलेले गुन्हे | 287 | Number of offences reported in Maharashtra State |
| 9.20 (23-20) | फौजदारी गुन्हांचे बाबतीत दिलेल्या शिक्षा .. | 289 | Punishments inflicted in criminal cases |
| 9.21 (23-21) | कारागृहातील व दुय्यम कारागृहातील कैदी. . | 290 | Prisoners confined in jails and subsidiary jails. |
| 9.22 (23-22) | वर्षात कारागृहात दाखल केलेल्या व वर्षअखेर राहिलेल्या कैद्यांची लिंगानुसार संख्या व चालू वर्षात कैद केलेल्या कैद्यांची (न्यायी कद्यांची फक्त) लिंग, वय, साक्षरता व पूर्वीच्या व्यवसायांनुसार संख्या. | 291 | Number of convicts admitted during the year and remained at the close of the year by sex and convicts imprisoned during the year by sex, age, literacy and previous occupation (for judicial convicts only). |
| 9.23 (23-23) | कारागृहात दाखल केलेल्या कैद्यांची लिंग, शिक्षेचे स्वरूप व शिक्षेची मुदत यानुसार संख्या (फक्त न्यायिक कैदी). | 292 | Number of convicts admitted into Jails by sex, nature and length of sentences and convicts admitted into the Jails who had been previously convicted (for judicial convicts only). |
| 9.24 (23-24) | तुरुंगातील कैद्यांवर पहारा करणे व त्याची देखभाल करणे यावरील खर्च. | 293 | Expenditure in guarding and maintaining the prisoners in Jails. |
| 10. राज्य उत्पन्न : | | | State Income : |
| 10.1 (22-1) | औद्योगिक गटांनुसार झालेले राज्य उत्पन्न (चालू किमतीनुसार). | 296 | State income of Maharashtra at factor cost by industrial origin at current prices. |
| 10.2 (22-2) | औद्योगिक गटानुसार झालेल्या (चालू किमतीनुसार) राज्य उत्पन्नाची टक्केवारी. | 298 | Percentage distribution of State income by industrial origin at current prices. |
| 10.3 (22-3) | औद्योगिक गटानुसार झालेले राज्य उत्पन्न. (स्थिर १९७०-७१ च्या किमतीनुसार). | 300 | State Income of Maharashtra at factor cost by industrial origin at constant (1970-71) prices. |
| 10.4 (22-4) | औद्योगिक गटानुसार झालेल्या राज्य उत्पन्नाची टक्केवारी. (स्थिर १९७०-७१ च्या किमतीनुसार.) | 302 | Percentage distribution of State income by industrial origin at constant (1970-71) prices. |
| 10.5 (22-5) | औद्योगिक गटानुसार झालेल्या राज्य उत्पन्नाचे १९७०-७१ च्या किमतीनुसार निर्देशांक. | 304 | Indices of State Income by industrial origin at 1970-71 prices. |
| 11. शेती : | | | Agriculture: |
| 11.1 (4-1) | जमिनीचा वापर | 310 | Land utilization. |
| 11.2 (4-2) | प्रमुख पिकांखालील क्षेत्र आणि त्यांचे उत्पादन | 314 | Area and outturn of principal crops. |
| 11.3 (4-3) | मुख्य पिकांखालील क्षेत्र | 322 | Area under major groups of crops. |
| 11.4 (4-7) | महाराष्ट्र राज्यातील प्रमुख पिकांखालील क्षेत्रांचे निर्देशांक. | 324 | Index numbers of area of principal agricultural commodities in Maharashtra State. |
| 11.5 (4-8) | महाराष्ट्र राज्यातील प्रमुख पिकांच्या उत्पादनांचे निर्देशांक. | 325 | Index numbers of production of principal crops of agricultural commodities in Maharashtra State. |
| 11.6 (4-9) | महाराष्ट्र राज्यातील प्रमुख पिकांच्या सरासरी उत्पादनांचे निर्देशांक. | 326 | Index Numbers of average yield of principal agricultural commodities in Maharashtra State. |
| 11.7 (4-10) | जिल्हावार बांधबदिस्ती केलेली जमीन .. | 328 | Area banded in each district. |
| 11.8 (4-11) | शेतीची यंत्रे आणि अवजारे | 330 | Agricultural machinery and implements. |
| 11.9 (4-12) | वहितीची खाती आणि त्यांचे क्षेत्र | 332 | Number of operational holdings and area operated. |
| 11.10 (4-13) | वहितीच्या खात्यांचा आकार वर्गाप्रमाणे खात्यांची संख्या व त्यांचे एकूण क्षेत्र. | 333 | Number of operational holdings and area operated by size class of operational holdings. |
| 12. जलसंचन : | | | Irrigation : |
| 12.1 (4-4) | सिंचनाच्या निरनिराळ्या साधनांनी भिजलेले क्षेत्र | 336 | Area irrigated by different sources of irrigation. |
| 12.2 (4-5) | विविध पिकांनुसार सिंचनाखालील क्षेत्र .. | 338 | Area irrigated under different crops. |
| 12.3 (4-6) | एकूण बागायती विहिरींची संख्या | 340 | Total number of irrigation wells. |

| तक्ता क्रमांक Table No. | विषय | पृष्ठ क्र. Page No. | Subject |
|-------------------------------|--|---------------------------|--|
| (1) | (2) | (3) | (2) |
| | 13. पशुसंवर्धन आणि बुग्धव्यवसाय : | | Animal Husbandry & Dairying : |
| 13.1 (5-1) | जिल्हावार पशुधनाची संख्या | 342 | Live stock in each district. |
| 13.2 (5-2) | उपचार केलेल्या व काढली केलेल्या जनावरांची संख्या | 346 | Animals treated and castrated. |
| 13.3 (5-3) | पशुवैद्यकीय संस्थांची संख्या | 354 | Number of veterinary institutions. |
| 13.4 (5-4) | पशुसंवर्धनासंबंधीची संकीर्ण माहिती | 355 | Miscellaneous statistics relating to animal husbandry. |
| | 14. वनशास्त्र व लाकूडतोड : | | Forestry and Logging : |
| 14.1 (6-1) | निरनिराळ्या प्रकारच्या वनाखालील क्षेत्र .. | 358 | Area under different types of forests. |
| 14.2 (6-2) | प्रमुख व मोठ्या वनोत्पादित वस्तूंचे उत्पादन .. | 362 | Production of major and minor forest products. |
| | 15. मत्स्यव्यवसाय : | | Fisheries : |
| 15.1 (7-1) | खारवण केंद्रात केलेली माशांची भाषात, मिटाचे वाटप आणि खारवलेले मासे. | 366 | Quantity of fish brought for curing, salt issued and fish removed at different centres. |
| 15.2 (7-2) | मत्स्य व्यवसायासंबंधीची संकीर्ण माहिती .. | 367 | Miscellaneous statistics relating to fisheries. |
| 15.3 (7-3) | सागरी मत्स्य उत्पादन | 368 | Marine fish production. |
| | 16. ग्रामविकास व सहकार : | | Rural Development and Co-operation : |
| 16.1 (16-1) | कृषी व बिगर कृषी पत शिक्षण आणि मध्यवर्ती संस्थांचे व्यवहार. | 370 | Operations of agricultural and non-agricultural credit-apex and central institutions. |
| 16.2 (16-2) | कृषी पत व बहुउद्देशीय संस्थांचे कार्य .. | 374 | Operations of agricultural credit and multipurpose societies. |
| 16.3 (16-3) | बिगर कृषी पत संस्थांचे कार्य | 376 | Operations of non-agricultural credit societies. |
| 16.4 (16-4) | सहकारी पणन संस्थांचे कार्य | 378 | Operations of co-operative marketing societies. |
| 16.5 (16-5) | सहकारी उत्पादक संस्थांचे कार्य | 382 | Operations of co-operative enterprises. |
| 16.6 (16-6) | इतर सहकारी संस्थांचे कार्य | 384 | Operations of other co-operative societies. |
| | 17. खानकाम : | | Mining And Quarrying : |
| 17.1 (8-4) | खनिज उत्पादन | 390 | Mineral production |
| | 18. उत्पादन | | Manufacturing : |
| 18.1 A (8-1) | चालू कारखान्यांचे कामगारांच्या संख्येनुसार वर्गीकरण. (१९८२) | 394 | Distribution of working factories according to working strength. (1982). |
| 18.1 B (8-1) | चालू कारखान्यांचे कामगारांच्या संख्येनुसार वर्गीकरण. (१९८३) | 396 | Distribution of working factories according to working strength (1983). |
| 18.2 A (8-2) | चालू कारखान्यांची व त्यातील सरासरी दैनिक कामगारांची प्रमुख उद्योगगटानुसार संख्या. १९८२ | 398 | Number of working factories and average daily employment in major groups of industries (1982). |
| 18.2 B (8-2) | चालू कारखान्यांची व त्यातील सरासरी दैनिक कामगारांची प्रमुख उद्योगगटानुसार संख्या (१९८३). | 404 | Number of working factories and average daily employment in major groups of industries (1983). |
| 18.3 (8-3) | महाराष्ट्रातील औद्योगिक उत्पादन | 410 | Industrial production in Maharashtra |
| 18.4 (8-5) | वार्षिक उद्योग पाहणी (गणना + बिगर गणना भाग). | 411 | Annual survey of industries (census + non-census parts) |
| | 19. वीज व ऊर्जा : | | Electricity and Power : |
| 19.1 (9-1) | महाराष्ट्रातील विजेचा पुरवठा व वापर .. | 414 | Supply and consumption of electricity in Maharashtra State. |
| 19.2 (9-2) | विजेचा पुरवठा झालेली महाराष्ट्रातील शहरे व खेडी (परवाने घेऊन). | 416 | Towns and villages electrified in Maharashtra State (including licensees). |

| तक्ता क्रमांक Table No. (1) | विषय (2) | पृष्ठ क्र. Page No. (3) | Subject (2) |
|-----------------------------------|---|-------------------------------|---|
| 20. व्यापार | | | Trade : |
| 20-1 (12.1) | मुंबई बंदरात आयात झालेला माल | 420 | Imports in to Bombay port. |
| 20-2 (12.2) | मुंबई बंदरातून निर्यात होणारा माल.. .. | 423 | Exports from Bombay port. |
| 20-3 (12.3) | लोहमार्ग व जलमार्गाने निवडक वस्तूंची महाराष्ट्र राज्यातील आयात व निर्यात. | 425 | Imports in to and exports from Maharashtra State of selected commodities by rail and river. |
| 21. परिवहन : | | | Transport : |
| 21-1 (13.1) | लोहमार्गाची लांबी | 428. | Railway length in operation. |
| 21-2 (13.2) | वर्गवारीनुसार रस्त्यांची लांबी | 430 | Road length according to different classes. |
| 21-3 (13.3) | पृष्ठभागाच्या प्रकारानुसार रस्त्यांचे वर्गीकरण .. | 432 | Road length according to surface type. |
| 21-4 (New) | वाणिज्यिक वाहनांच्या दैनिक सरासरी वाहतुक सधनतेनुसार (टनात) रस्ते लांबी (वर्गवार विभागणी). | 434 | Distribution of road length according to the average traffic intensity (tonnes) of commercial vehicles. |
| 21-5 (13.4) | महाराष्ट्र राज्यातील वापरात असलेली मोटार वाहने | 436 | Number of motor vehicles in operation in Maharashtra |
| 21-6 (13.5) | महाराष्ट्र राज्य मार्ग परिवहन महामंडळाची काही माहिती. | 442 | Operations of Maharashtra State Road Transport Corporation. |
| 21-7 (13.6) | मुंबई गोदीत आलेल्या किंवा बंदरात नांगरलेल्या वाफेवरच्या आणि सुसज्ज जहाजांची संख्या व त्यांनी चुकविलेले शुल्क (शासकीय किंवा व्यापारी). | 444 | Number of steam and square rigged vessels (Government or merchant) which entered the Bombay docks or were berthed at the harbour walls and paid dues. |
| 21-8 (13.7) | मुंबई येथील जहाजे दुरूस्त करण्याच्या गोदीत आलेल्या जहाजांची संख्या व वजन. | 444 | Number and tonnage of vessels docked in Merewether and Hughes dry docks in Bombay. |
| 21-9 (13.8) | मुंबई बंदरातून येणाऱ्या व जाणाऱ्या प्रवाशांची वाहतुक (शिडाच्या जहाजातून आणि बंदरावरील नावेतून होणारी प्रवासी वाहतुक वगळून). | 446 | Number of passengers arrived and departed from Bombay port (exclusive of passengers carried by sailing vessels and harbour ferries). |
| 21-10 (13.9) | महाराष्ट्र राज्यातील छोट्या बंदरातून येणाऱ्या आणि जाणाऱ्या प्रवाशांची वाहतुक. | 448 | Number of passengers embarked and disembarked various minor ports of Maharashtra State. |
| 21-11 (13.10) | महाराष्ट्र राज्याच्या गौण बंदरातून हाताळलेला (आयात व निर्यात) माल. | 449 | Cargo (imports and exports) handled at minor ports of Maharashtra State. |
| 21-12 (13.11) | निरनिराळ्या विमानतळावरून होणारी प्रवासी व माल वाहतुक (इंडियन एअर लाईन्स). | 450 | Passengers and freight traffic originating at various airports (Indian Airlines). |
| 22. पणन व साठवणूक : | | | Marketing and Storage : |
| 22-1 (New) | नियंत्रित बाजारपेठांची संख्या | 452 | Number of regulated markets. |
| 22-2 (New) | अधिकृत शिधावाटप/रास्तभाव दुकानांची संख्या. | 453 | Districtwise number of authorised ration shops/fair price shops. |
| 22-3 (New) | शासनाजवळ असलेल्या गोदाम साठवणूक क्षमतेची माहिती. | 454 | Storage capacity with Government warehouses. |
| 23. बळणवळण | | | Communications : |
| 23-1 (13.13) | डक व तार कार्यालयविषयक सांख्यिकी .. | 456 | Statistics regarding posts and telegraphs. |
| 23-2 (13.14) | अस्तित्वात असलेल्या रेडिओ परवान्यांची संख्या.. | 458 | Number of broadcasting radio (receiver) licences in force. |
| 23-3 (13.15) | अस्तित्वात असलेल्या दूरदर्शन परवान्यांची संख्या | 462 | Number of T. V. licences in force. |

| तक्ता क्रमांक Table No. (1) | विषय (2) | पृष्ठ क्र. Page No. (3) | Subject (2) |
|-----------------------------------|---|-------------------------------|---|
| | 24. पर्यटन व मुलकी हवाई वाहतूक : | | Tourism and Civil Aviation : |
| 24.1 (13-12) | मुंबईत उतरणारे परदेशी पर्यटक | 466 | Foreign Tourists disembarking at Bombay. |
| | 25. कामगार व सेवा योजने : | | Labour and Employment : |
| | शासकीय कर्मचारी गणना (१९८३) | | Census of Government employees (1983). |
| 25.1 (2-10) | विविध विभागातील वर्गवार कर्मचारी. | 470 | Classwise employees in various Departments. |
| 25.2 (2-11) | प्रशासकीय विभागवार व जिल्हावार एकूण कर्मचारी संख्या. (सर्व वर्गांचे मिळून). | 472 | Employees (all classes) according to administrative Departments in each district. |
| 25.3 (2-12) | नियमितेतर कर्मचाऱ्यांची वर्गवारी. | 474 | Employees on establishments other than regular according to class. |
| 25.4 (2-13) | योजनांतर्गत व योजनेतर आस्थापनांतील कर्मचारी : जिल्हावार, वर्गवार व स्त्री/पुरुष कर्मचारी आणि रिक्त पदे. | 476 | Districtwise number of employees in position according to-plan/non-plan and class, by sex, and vacant post. |
| 25.5 (2-14) | मूळ वेतन गटानुसार कर्मचारी (वर्गवार). | 478 | Employees (class-wise) according to basic pay ranges. |
| 25.6 (2-15) | एकूण वित्तलब्धीच्या गटानुसार कर्मचारी (वर्गवार). | 479 | Employees (class-wise) according to total emoluments. |
| 25.7 (2-16) | विविध विभागातील रिक्त पदे. | 480 | Vacancies in various Departments. |
| 25.8 (2-17) | शासकीय निवासात राहणारे, घरभाडे भत्ता घेणारे वर्गवार कर्मचारी. | 482 | Employees (class-wise) residing in Government accommodation and those drawing house rent allowance. |
| 25.9 (2-18) | वयोगटानुसार कर्मचारी. | 484 | Employees according to age groups. |
| 25.10 (2-19) | वर्गवार वयोगटानुसार कर्मचारी. | 486 | Employees (class-wise) according to age group. |
| 25.11 (2-22) | दुकाने व संस्था अधिनियम, १९४८ याखालील रोजगार. | 487 | Employment under Shops and Establishment Act, 1948. |
| 25.12 (2-23) | रोजगारविषयक माहिती. | 488 | Employment market information. |
| 25.13 (10-1) | सुती कापड उद्योग व यंत्रोत्पादक कारखान्यातील निवडक केंद्रातील गैरहजेरी. | 489 | Absenteeism in cotton textile and engineering industry at selected centres. |
| 25.14 (10-2) | औद्योगिक तंटे. | 493 | Industrial disputes. |
| 25.15 (10-3) | श्रमिक नुकसानभरपाई कायदा, १९२३ खालील प्रकरणे. | 495 | Cases decided under Workmen's Compensation Act, 1923. |
| 25.16 (10-4) | सेवायोजनासंबंधीची सांख्यिकी | 496 | Employment exchange statistics. |
| 25.17 (10-5) | नोंदणीकृत कामगार संघटनांची संख्या, सभासद संख्या, उत्पन्न, खर्च व निधी. | 497 | Number, membership, income, expenditure and funds of registered trade unions. |
| 25.18 (10-6) | अपघात झालेल्या कामगारांची संख्या व त्यांना भरपाईपोटी दिलेली रक्कम. | 498 | Number of workers who were involved in accident and compensation paid to them. |
| | 26. बँका व विमा व्यवसाय : | | Banking and Insurance : |
| 26.1 (18-2) | लोकसंख्या गटानुसार बँक कार्यालयांचे वर्गीकरण. | 502 | Distribution of banking offices by population ranges. |
| 26.2 (18-3) | वर्गीकृत, अवर्गीकृत व सहकारी बँकांच्या कार्यालयांची संख्या. | 503 | Number of offices of scheduled, non-scheduled and co-operative banks. |
| | 27. शासकीय अर्थव्यवस्था : | | Public finance : |
| 27.1 (20-1) | महाराष्ट्र राज्याच्या महसुली जमेचे विवरणपत्र | 506 | Statement of revenue receipts of Maharashtra State. |
| 27.2 (20-2) | महाराष्ट्र राज्यातील महसुली खर्चाचे विवरणपत्र | 508 | Statement of revenue expenditure of Maharashtra State. |
| 27.3 (20-3) | महसुली व भांडवली लेख्यांवरील जमा व खर्च. | 511 | Receipts and expenditure on revenue and capital accounts. |
| 27.4.1 (20.4.1) | प्रशासकीय विभागाचे उत्पन्न व खर्च | 512 | Income and outlay account of Administrative Department. |

| तक्ता क्रमांक Table No. (1) | विषय (2) | पृष्ठ क्र. Page No. (3) | Subject (2) |
|--------------------------------------|---|----------------------------------|--|
| 27.4.2 (20.4.2) | शासनाच्या वाणिज्यिक उपक्रमांचा उत्पादन लेखा. | 514 | Production account of departmental enterprises. |
| 27.4.3 (20.4.3) | सर्वसाधारण शासनाचा भांडवली वित्तीय लेखा. | 516 | Capital finance account of General Government. |
| 27.4.3 (20.4.3) | वस्तू, सेवा व हस्तांतरित रकमा यांचे व्यवहार : राज्य प्रशासनाचा व शासनाचा वाणिज्यिक उपक्रमांचा भांडवली लेखा. ३-अ | 518 | Transaction in goods and services and transfers : Capital accounts of Government administration and departmental commercial undertakings, Account-3-A. |
| 27.4.3 (20.4.3) | शासनाच्या वित्तीय संपत्तीतील बदल लेखा ३-ब. | 520 | Changes in financial assets, Account-3-B. |
| 27.4.3 (20.4.3) | शासनाच्या वित्तीय दायित्वातील बदल लेखा-३क. | 522 | Changes in financial liabilities, Account-3-C. |
| 27.4.3 (20.4.3) | रोख रकमा व भांडवल यांचा ताळमेळ लेखा-३ड. | 522 | Cash and capital reconciliation account, account-3-D. |
| 28. किमती आणि निर्देशांक | | | Prices and Indices : |
| 28.1A (11.1) | महाराष्ट्र राज्यातील निवडक केंद्रातील महत्वाच्या शेतीमालाच्या घाऊक किमती (१९८२-८३). | 526 | Wholesale prices of certain important agricultural commodities at selected centres in Maharashtra State (1982-83). |
| 28.1B (11.1) | महाराष्ट्र राज्यातील निवडक केंद्रातील महत्वाच्या शेतीमालाच्या घाऊक किमती (१९८३-८४). | 530 | Wholesale prices of certain important agricultural commodities at selected centres in Maharashtra State (1983-84). |
| 28.2A (11.2) | मुंबई बाजारातील काही शेती व इतर आवश्यक वस्तूंच्या घाऊक किमती (१९८२-८३). | 534 | Wholesale prices of certain agricultural and other essential commodities at Bombay markets (1982-83). |
| 28.2B (11.2) | मुंबई बाजारातील काही शेती व इतर आवश्यक वस्तूंच्या घाऊक किमती (१९८३-८४). | 538 | Wholesale prices of certain agricultural and other essential commodities at Bombay market (1983-84). |
| 28.3 (11.3) | सोने व चांदी यांच्या मुंबई बाजारातील किमती. | 542 | Prices of gold and silver in Bombay market. |
| 28.4A (11.4) | वस्तूंच्या गट व उपगटवार अखिल भारतीय घाऊक किमतीचा निर्देशांक (नवीन मालिका). (१९८२-८३). | 544 | All India index number of wholesale prices by groups and sub-groups of commodities (New Series) (1982-83). |
| 28.4B (11.4) | वस्तूंच्या गट व उपगटवार अखिल भारतीय घाऊक किमतीचा निर्देशांक (नवीन मालिका). (१९८३-८४). | 546 | All-India index number of wholesale prices by group and sub-groups of commodities (New Series) (1983-84). |
| 28.5 (11.5) | मुंबई, जळगांव, पुणे, सोलापूर, औरंगाबाद, नांदेड, नागपूर केंद्रांसाठी कामगारांकरिता ग्राहक किमतीचे निर्देशांक. | 548 | Consumer price index number for working class in Bombay, Jalgaon, Pune, Solapur, Aurangabad, Nanded and Nagpur. |
| 28.6 (11.6) | महाराष्ट्रातील शेतमजुरांकरिता ग्राहक किमतीचा निर्देशांक. | 555 | Consumer price index number for agricultural labourers in Maharashtra. |
| 28.7 (11.7) | नागरी श्रमिकेतर कर्मचाऱ्यांसाठी ग्राहक किमतीचा निर्देशांक. | 556 | Consumer price index numbers for urban non-manual employees. |
| 28.8 (11.8) | महाराष्ट्रातील नागरी विभागातील किरकोळ किमतीचा गटवार निर्देशांक. | 557 | Retail price index numbers for urban Maharashtra by groups of commodities. |
| 28.9 (11.9) | महाराष्ट्रातील ग्रामीण विभागातील किरकोळ किमतीचा गटवार निर्देशांक. | 558 | Retail price index numbers for rural Maharashtra by groups of commodities. |
| 29. पंच-वार्षिक योजना | | | Five-Year Plan : |
| 29.1 (21.1) | राज्य योजना व केंद्र पुरस्कृत योजना. | 560 | State plan and centrally sponsored programme. |
| 29.2 (21.2) | महाराष्ट्र राज्याचा योजनांतर्गत खर्च. | 561 | Plan expenditure of Maharashtra State. |
| 30. संयुक्त भांडवली संस्था | | | Joint Stock Companies : |
| 30.1 (18.4) | संयुक्त भांडवली संस्थांची संख्या. | 564 | Number of joint stock companies. |

| तक्ता क्रमांक Table No. (1) | विषय (2) | पृष्ठ क्र. Page No. (3) | Subject (2) |
|--------------------------------------|---|----------------------------------|---|
| 31. स्थानिक संस्था | | | Local Bodies : |
| 31:1 (1:8) | महाराष्ट्र राज्यातील तालुके व पंचायत समिती. | 567 | Tahsils and Panchayat Samitis in Maharashtra State. |
| 31:2A(19:1) | ग्रामपंचायतीचे उत्पन्न आणि खर्च (१९८२-८३). | 570 | Income and expenditure of Village Panchayats (1982-83). |
| 31:2B(19:1) | ग्रामपंचायतीचे उत्पन्न आणि खर्च (१९८३-८४). | 572 | Income and expenditure of Village Panchayats (1983-84). |
| 31:3A(19:2) | नगरपरिषदा आणि महानगरपालिका यांचे उत्पन्न (१९८२-८३). | 573 | Income of Municipal Councils and Corporations (1982-83). |
| 31:3B(19:2) | नगरपरिषदा आणि महानगरपालिका यांचे उत्पन्न (१९८३-८४). | 580 | Income of Municipal Councils and Corporations (1983-84). |
| 31:4A(19:3) | नगर परिषदा आणि महानगरपालिका यांचा खर्च (१९८२-८३). | 588 | Expenditure of Municipal Councils and Corporations (1982-83). |
| 31:4B(19:3) | नगरपरिषदा आणि महानगरपालिका यांचा खर्च (१९८३-८४). | 596 | Expenditure of Municipal Councils and Corporations (1983-84). |
| 31:5 (19:4) | जिल्हा परिषदांचे उत्पन्न आणि खर्च. | 606 | Receipts and Expenditure of Zilla Parishads. |
| 32. संज्ञेणं | | | Miscellaneous : |
| 32:1 (2:24) | बिगर शेतकी आस्थापनांची संख्या व त्यातील रोजगार (आर्थिक गणना, १९८०). | 612 | Number of non-agricultural Establishments and Employment (Economic Census, 1980). |
| 32:2 (17:1) | मुंबई सावकार नियंत्रण कायदा, १९४६ खाली दिलेल्या अनुज्ञप्तीची जिल्हावार संख्या. | 613 | Number of licences granted in each district under the Bombay Money Lenders Act, 1946. |
| 32:3 (17:2) | जिल्हावार अनुज्ञप्तीधारक सावकारांच्या व्यवहारांची माहिती. | 614 | Transactions of licensed money-lenders in each district. |
| 32:4 (26:1) | भारतीय रिझर्व्ह बँकेसंबंधी आर्थिक आकडेवारी. | 616 | Financial statistics relating to the Reserve Bank of India. |
| 32:5 (26:2) | एकूण करपात्र उत्पन्नाच्या श्रेणीनुसार व करदात्यांच्या वर्गांनुसार भरावयाच्या आयकरांचे वर्गीकरण. | 618 | Classification of the income-tax payable by assesseees according to the range of total income assessed and classes of assesseees. |
| 32:6 (26:3) | नोंद केलेल्या दस्तऐवजांची संख्या व वर्णन व हस्तांतरित केलेल्या मालकीचे मूल्य. | 620 | Number and description of registered documents and value of property transferred. |
| 32:7 (26:4) | महाराष्ट्र राज्यातील नोंदलेल्या विवाहांची संख्या. | 622 | Number of marriages registered in the State of Maharashtra. |
| 32:8A(26:5A) | सार्वजनिक निवडणुकीचे निकाल. | 622 | Results of general elections. |
| 32:8B (26:5B) | उमेदवारांचे पक्ष पाठिंब्यानुसार वर्गीकरण. | 623 | Candidates according to party affiliations. |

| संक्रमांक Serial No. (1) | बाब (2) | Item (2). |
|-----------------------------------|--|--|
| | तालिका | GRAPHS: |
| 1. | राज्य उत्पन्न | State Income |
| 2. | दरडोई उत्पन्न | Per Capita Income |
| 3. | अन्नधान्य उत्पादन | Foodgrains Production |
| 4. | कृषि उत्पादनांचे निर्देशांक | Index number of Agricultural Production |
| 5. | भारतातील औद्योगिक उत्पादनांचे निर्देशांक | Index number of Industrial Production in India |
| 6. | विजेचा वापर | Electricity consumption |
| 7. | कारखाने आणि त्यातील रोजगार | Factories and factory employment |
| 8. | भारतातील घाऊक किमतीचे निर्देशांक | Index number of Wholesale Prices in India |
| 9. | कामगारांकरिता ग्राहक किमतीचे निर्देशांक | Consumer price index numbers for working class |
| 10. | सहकार चळवळीची प्रगती | Growth of co-operation |

टीप:—नवनिर्मित जिल्ह्यांची आकडेवारी उपलब्ध असल्यास वेगळी दाखविण्यात आलेली आहे.

Note.—The data for the newly created districts wherever available, is reported separately in this issue.

०.१. महाराष्ट्र राज्य १९६० मध्ये स्थापन झाल्यापासून "राज्य सांख्यिकी गोषवारा" हे प्रकाशन प्रकाशित करण्यात येते. त्या मालिकेतील हा विसावा अंक आहे. हा गोषवारा प्रसिद्ध करण्याचा हेतू हा की, त्यामुळे राज्यातील शक्य तितक्या जास्तीत जास्त सार्वजनिक व आर्थिक बाबींच्या पार्वभूमीवरील आकडेवारी उपलब्ध व्हावी. ह्या गोषवाऱ्याची उपयुक्तता फक्त संदर्भ पुस्तिका म्हणून नसून, संशोधनाकरिता, नियोजनाकरिता व राज्याच्या सामाजिक व आर्थिक बाबींचा अभ्यास करण्याच्या दृष्टीनेही तो उपयुक्त ठरेल. यामध्ये देण्यात आलेली जास्तीत जास्त माहिती शक्यतो जिल्हानिहाय असून त्यामुळे जिल्हाजिल्हातील तुलना करणे शक्य होईल. तसेच ह्यात दिलेल्या काही सामाजिक व आर्थिक क्षेत्रातील निरनिराळ्या वर्षांच्या आकडेवारीच्या मालिकेवरून त्या त्या क्षेत्रातील झालेले बदल अभ्यासण्यास मदत होईल.

०.२. प्रकाशित होणारा हा अंक १९८२-८३ व १९८३-८४ वर्षांचा एकत्रित असून त्यातील अधिकांश माहिती शक्य तेवढी १९८२-८३ व १९८३-८४ वर्षांची आहे. १९८२-८३ किंवा १९८३-८४ ची माहिती उपलब्ध नसल्यास उपलब्ध असलेल्या अद्यावत वर्षाची माहिती देण्यात आलेली आहे. त्याचप्रमाणे १९८३-८४ वर्षापर्यंतच्या वर्षवार माहितीची मालिका सुद्धा ह्यात दिलेली आहे. ह्या गोषवाऱ्यात प्रस्तुत केलेली माहिती मूलतः राज्य सरकार व केंद्र सरकारच्या विविध विभागात तसेच स्थानिक संस्थात संकलित करण्यात येते. हे विभाग अशी माहिती तयार करून अलिकडील वर्षासाठी अस्थायी माहिती उपलब्ध करून देतात व नंतर ही अस्थायी माहिती अंतिम करण्यात येते. तेव्हा पूर्वी दिलेल्या माहितीपेक्षा ह्या अंतिम माहितीत थोडाफार फरक आढळतो. ह्याच कारणामुळे ह्या गोषवाऱ्यात प्रकाशित झालेली माहिती संचालनालयाच्या इतर प्रकाशनातील (उदा. महाराष्ट्राची संक्षिप्त सांख्यिकी, महाराष्ट्राची आर्थिक पाहणी) किंवा ह्यापूर्वी प्रकाशित झालेले सांख्यिकी गोषवाऱ्यांचे अंक ह्यात प्रकाशित झालेल्या माहितीशी जुळणार नाही.

दृष्टीकोपात महाराष्ट्र

०.३. ही माहिती दोन भागात विभागली आहे. पहिल्या भागात राज्याविषयी सर्वसाधारण माहिती दिली आहे. दुसऱ्या भागामध्ये लोकसंख्या, कृषि इत्यादी विविध विषयांवरील निर्देशांक दिले असून याचबरोबर देशातील संबंधित आकडेवारी देण्यात आली आहे. प्रत्येक बाबीसमोर महाराष्ट्र आणि भारत यांची आकडेवारी कोणत्या वर्षाची आहे हे नमूद करण्यात आले आहे. काही बाबतीत हा काळ एकच नसतो. त्यावेळी भारतासाठी अद्यावत उपलब्ध असलेल्या वर्षाची/काळाची आकडेवारी देण्यात येऊन तुलनात्मक अभ्यासासाठी महाराष्ट्राची त्याच वर्षाची/काळाची आकडेवारी देण्यात आली आहे. तसेच ह्या टक्केवारीने देशातील आकडेवारीत महाराष्ट्राचा किती हिस्सा आहे हेही दर्शविले आहे.

०.४. बाब क्रमांक ५.१ मध्ये दिलेल्या कारखाने आणि रोजगार-विषयक माहितीमध्ये संरक्षणविषयक कारखाने समाविष्ट आहेत. बाब क्रमांक ९.२ मध्ये दर १०० चौ. किलोमिटरमागे दिलेली रस्त्यांची लांबीविषयक माहिती भारत सरकारच्या वाहतूक आणि जहाज खात्याकडून पुरविली गेली आहे. बाब क्रमांक १० मध्ये दाखविण्यात

0.1. This is the Twentieth issue of the Statistical Abstract of Maharashtra State which is being published since its formation in 1960. The purpose of publishing this Abstract is to present background statistical material on as many socio-economic characteristics of the State as is possible so that the Abstract may prove useful not only as a reference book but also for research, planning or further socio-economic studies about the State. The information is to the extent feasible, presented districtwise for interdistrict comparison. Some social and economic statistics are presented over a series of years to study changes in these fields.

0.2. The present issue relates to the year 1982-83 and 1983-84 combined and the detailed data are published for the year 1982-83 and 1983-84 wherever such data were available. Wherever data for 1982-83 and 1983-84 were not available, the data for the latest available year are given. Also, yearly series up to the year 1983-84 are presented. The statistical data presented in this Abstract are initially compiled by various departments of the State Government, Government of India, Local Bodies, etc. These departments usually prepare and release provisional figures for recent years. These provisional figures are in the process of finalisation and ultimately when they are finalised, they are slightly different from the provisional figures released earlier. For this reason, the data published in the other publications of this Directorate, viz., 'Hand-book of Basic Statistics of Maharashtra State', 'Economic Survey of Maharashtra' or the earlier issue of the Statistical Abstract may not exactly tally with those published in this Abstract.

MAHARASHTRA AT A GLANCE

0.3. This table is divided into two parts. In the first part, some general particulars about the State are given. In the second part, the important indicators under various heads, such as population, agriculture, etc. are presented along with the corresponding figures relating to the country. In some cases where the period to which the figures concerning Maharashtra and India, respectively relate, is not identical, the data for latest available year for India is shown and comparison of Maharashtra with India is made with reference to this period. The statement also gives percentage share of Maharashtra with the figures relating to the country.

0.4. The information regarding factories and employment shown against item 5.1 is inclusive of defence factories. Road length per 100 Sq. km. of area shown against item 9.2 is quoted from the information supplied by the Ministry of Transport and Shipping. The estimates of State Income and National Income given against item No. 10 are according to revised series.

०.१. महाराष्ट्र राज्य १९६० मध्ये स्थापन झाल्यापासून "राज्य सांख्यिकी गोषवारा" हे प्रकाशन प्रकाशित करण्यात येते. त्या मालिकेतील हा विसावा अंक आहे. हा गोषवारा प्रसिद्ध करण्याचा हेतू हा की, त्यामुळे राज्यातील शक्य तितक्या जास्तीत जास्त सांख्यिकी व आर्थिक बाबींच्या पार्श्वभूमीवरील आकडेवारी उपलब्ध व्हावी. ह्या गोषवाऱ्याची उपयुक्तता फक्त संदर्भ पुस्तिका म्हणून नसून, संशोधनाकरिता, नियोजनाकरिता व राज्याच्या सामाजिक व आर्थिक बाबींचा अभ्यास करण्याच्या दृष्टीनेही तो उपयुक्त ठरेल. यामध्ये देण्यात आलेली जास्तीत जास्त माहिती शक्यतो जिल्हानिहाय असून त्यामुळे जिल्हाजिल्हातील तुलना करणे शक्य होईल. तसेच ह्यात दिलेल्या काही सामाजिक व आर्थिक क्षेत्रातील निरनिराळ्या वर्षांच्या आकडेवारीच्या मालिकेवरून त्या त्या क्षेत्रातील झालेले बदल अभ्यासण्यास मदत होईल.

०.२. प्रकाशित होणारा हा अंक १९८२-८३ व १९८३-८४ वर्षांचा एकत्रित असून त्यातील अधिकांश माहिती शक्य तेवढी १९८२-८३ व १९८३-८४ वर्षांची आहे. १९८२-८३ किंवा १९८३-८४ ची माहिती उपलब्ध नसल्यास उपलब्ध असलेल्या अद्यावत वर्षाची माहिती देण्यात आलेली आहे. त्याचप्रमाणे १९८३-८४ वर्षापर्यंतच्या वर्षवार माहितीची मालिका सुद्धा ह्यात दिलेली आहे. ह्या गोषवाऱ्यात प्रस्तुत केलेली माहिती मूलतः राज्य सरकार व केंद्र सरकारच्या विविध विभागात तसेच स्थानिक संस्थात संकलित करण्यात येते. हे विभाग अशी माहिती तयार करून अलिकडील वर्षासाठी अस्थायी माहिती उपलब्ध करून देतात व नंतर ही अस्थायी माहिती अंतिम करण्यात येते. तेव्हा पूर्वी दिलेल्या माहितीपेक्षा ह्या अंतिम माहितीत थोडाफार फरक आढळतो. ह्याच कारणामुळे ह्या गोषवाऱ्यात प्रकाशित झालेली माहिती संचालनालयाच्या इतर प्रकाशनातील (उदा. महाराष्ट्राची संक्षिप्त सांख्यिकी, महाराष्ट्राची आर्थिक पाहणी) किंवा ह्यापूर्वी प्रकाशित झालेले सांख्यिकी गोषवाऱ्यांचे अंक ह्यात प्रकाशित झालेल्या माहितीशी जुळणार नाही.

दृष्टीकोपात महाराष्ट्र

०.३. ही माहिती दोन भागात विभागली आहे. पहिल्या भागात राज्याविषयी सर्वसाधारण माहिती दिली आहे. दुसऱ्या भागामध्ये लोकसंख्या, कृषि इत्यादी विविध विषयांवरील निर्देशांक दिले असून याचबरोबर देशातील संबंधित आकडेवारी देण्यात आली आहे. प्रत्येक बाबीसमोर महाराष्ट्र आणि भारत यांची आकडेवारी कोणत्या वर्षाची आहे हे नमूद करण्यात आले आहे. काही बाबतीत हा काळ एकच नसतो. त्यावेळी भारतासाठी अद्यावत उपलब्ध असलेल्या वर्षाची/काळाची आकडेवारी देण्यात येऊन तुलनात्मक अभ्यासासाठी महाराष्ट्राची त्याच वर्षाची/काळाची आकडेवारी देण्यात आली आहे. तसेच ह्या टक्केवारीने देशातील आकडेवारीत महाराष्ट्राचा किती हिस्सा आहे हेही दर्शविले आहे.

०.४. बाब क्रमांक ५-१ मध्ये दिलेल्या कारखाने आणि रोजगार-विषयक माहितीमध्ये संरक्षणविषयक कारखाने समाविष्ट आहेत. बाब क्रमांक ९.२ मध्ये दर १०० चौ. किलोमिटरमागे दिलेली रस्त्यांची लांबीविषयक माहिती भारत सरकारच्या वाहतूक आणि जहाज खात्याकडून पुरविली गेली आहे. बाब क्रमांक १० मध्ये दाखविण्यात

0.1. This is the Twentieth issue of the Statistical Abstract of Maharashtra State which is being published since its formation in 1960. The purpose of publishing this Abstract is to present background statistical material on as many socio-economic characteristics of the State as is possible so that the Abstract may prove useful not only as a reference book but also for research, planning or further socio-economic studies about the State. The information is to the extent feasible, presented districtwise for interdistrict comparison. Some social and economic statistics are presented over a series of years to study changes in these fields.

0.2. The present issue relates to the year 1982-83 and 1983-84 combined and the detailed data are published for the year 1982-83 and 1983-84 wherever such data were available. Wherever data for 1982-83 and 1983-84 were not available, the data for the latest available year are given. Also, yearly series up to the year 1983-84 are presented. The statistical data presented in this Abstract are initially compiled by various departments of the State Government, Government of India, Local Bodies, etc. These departments usually prepare and release provisional figures for recent years. These provisional figures are in the process of finalisation and ultimately when they are finalised, they are slightly different from the provisional figures released earlier. For this reason, the data published in the other publications of this Directorate, viz., 'Hand-book of Basic Statistics of Maharashtra State', 'Economic Survey of Maharashtra' or the earlier issue of the Statistical Abstract may not exactly tally with those published in this Abstract.

MAHARASHTRA AT A GLANCE

0.3. This table is divided into two parts. In the first part, some general particulars about the State are given. In the second part, the important indicators under various heads, such as population, agriculture, etc. are presented along with the corresponding figures relating to the country. In some cases where the period to which the figures concerning Maharashtra and India, respectively relate, is not identical, the data for latest available year for India is shown and comparison of Maharashtra with India is made with reference to this period. The statement also gives percentage share of Maharashtra with the figures relating to the country.

0.4. The information regarding factories and employment shown against item 5.1 is inclusive of defence factories. Road length per 100 Sq. km. of area shown against item 9.2 is quoted from the information supplied by the Ministry of Transport and Shipping. The estimates of State Income and National Income given against item No. 10 are according to revised series.

आलेले अंदाजित राज्य उत्पन्न आणि राष्ट्रीय उत्पन्न सुधारित मालिके-नुसार दाखविले आहे. भारताकरिता अंदाजित राष्ट्रीय उत्पन्न आणि एकूण निव्वळ देशांतर्गत उत्पन्नसुद्धा दिलेले आहे.

For India, estimate of National Income and Net National Domestic Product, is shown.

सारांश तक्ते

०.५. सारांशविषयक तक्त्यात काही महत्त्वाच्या विषयावरील माहिती दिलेली आहे. ह्यातील माहिती १९६०-६१ ह्या वर्षासाठी व त्यानंतर संदर्भ वर्षापर्यंत दर पाच वर्षांच्या अंतराने देण्यात आली आहे.

0.5. Summary tables of some important topics have been presented here. The data are presented in the form of series for 1960-61 and thereafter at an interval of five years till the year reference.

निवडक निर्देशांक

०.६. आर्थिक आणि सामाजिक बाबीवरील १९८२-८३ व १९८३-८४ चे काही महत्त्वाचे निर्देशांक ह्या अंकात देण्यात आले आहेत. निर्देशांक काढताना संबंधित वर्षाची अंदाजित लोकसंख्या पायाभूत घेण्यात आलेली आहे. परंतु जेव्हा विशिष्ट बाबतीत (उदा. कामगार, शहरी लोकसंख्या) अशी अंदाजित लोकसंख्या उपलब्ध नसेल त्यावेळी त्याकरिता १९७१-१९८१ च्या संबंधित लोकसंख्येचा उपयोग करण्यात आला आहे.

SUMMARY TABLES

SELECTED INDICATORS

0.6. Districtwise selected economic and social indicators mainly for the years 1982-83 and 1983-84, have been presented in this issue. Base population is, in all cases, taken to be the estimated population for 1982-83 and 1983-84 except where the particular population estimate such as workers, urban population etc., was not available for the year. In such cases 1971-1981 population characteristic was used.

०.७. यापुढे सांख्यिकीय माहितीचे विषयावर तक्ते दिले आहेत. या तक्त्यात जिल्हावार माहिती दिलेली आहे. केन्द्रीय सांख्यिकीय संघटनेने सुचवल्याप्रमाणे विषयाची व त्याखालील तक्त्यांची मांडणी केली असल्यामुळे ही मांडणी या आधीच्या सांख्यिकी गोषवाऱ्यातील मांडणीपेक्षा भिन्न आहे त्यामुळे तक्त्यांचे क्रमांकही बदलेले आहेत. पूर्वीच्या गोषवाऱ्यातील तक्त्यांशी संदर्भ पाहणे सोयीचे जावे म्हणून तक्त्यांच्या नवीन क्रमांकांनंतर कंसांत त्याच तक्त्यांचे जुने क्रमांक दिले आहेत.

0.7. Statistical tables on various subjects are presented thereafter. Districtwise data are depicted in these tables. The tables are grouped under various subjects and are arranged as per recommendations made by the Central Statistical Organisation. The presentation of subjects is slightly different from that in earlier state Statistical Abstracts and hence table numbers are also changed. With a view to facilitating reference to tables in earlier Abstract, old table numbers are given in brackets after new table numbers.

महाराष्ट्रातील जिल्हांच्या पुनर्रचनेविषयी टिप्पणी

जिल्हांच्या पुनर्रचनेमुळे आणि जिल्हांच्या नावातील बदलामुळे खालील बदल झाले आहेत :—

- (१) कुलाबा जिल्हाचे नाव १ मे १९८१ पासून बदलून "रायगड" असे ठेवण्यात आले आहे.
 - (२) त्यावेळच्या रत्नागिरी, कोल्हापूर, औरंगाबाद व परभणी या जिल्हांची पुनर्रचना करून "सिंधुदुर्ग" व "जालना" हे दोन नवे जिल्हे दिनांक १ मे १९८१ पासून करण्यात आले आहेत.
 - (३) त्यावेळच्या उस्मानाबाद, सोलापूर, बीड व चंद्रपूर या जिल्हांची पुनर्रचना करून "लातूर" व "गडचिरोली" हे नवे जिल्हे अनुक्रमे दिनांक १६ ऑगस्ट १९८२ व दिनांक २६ ऑगस्ट १९८२ पासून करण्यात आले आहेत.
- नवनिर्मित जिल्हांची आकडेवारी उपलब्ध असल्यास ती या पुस्तिकेत वेगळी दाखविण्यात आलेली आहे.

Note on reorganisation of Districts in Maharashtra

The following changes have been effected on account of reorganisation of the districts and change in name of district :—

- (1) The name of Kulaba district is changed to "Raigad" district with effect from 1st May 1981.
- (2) Two new districts "Sindhudurg" and "Jalna" have been created, with effect from 1st May 1981, by reorganising then existing districts of Ratnagiri, Kolhapur, Aurangabad and Parbhani.
- (3) Two new district, "Latur" and "Gadchiroli" have been created, respectively with effect from 16th August 1982 and 26th August 1982. by reorganising then existing districts of Osmanabad, Solapur, Beed and Chandrapur.

The data for the newly created districts if readily available, is reported separately in this issue.

दुष्टीकोषत महासङ्घ/MAHARASHTRA STATE AT A GLANCE
सामान्य माहिती/GENERAL INFORMATION

| अनुक्रमांक Serial No. (1) | वाच (2) | परिमाण (3) | माहिती Particular (4) | Unit (w.p.) | Item (2) |
|------------------------------------|---|---------------|-----------------------------|------------------|---|
| | भौगोलिक स्थान :— | | | | Location— |
| 1 | उत्तर अक्षांश | .. | 16.4 to 22.1 | .. | North latitude (degrees) |
| | पूर्व रेखांश | .. | 72.6 to 80.9 | .. | East langitude (degrees) |
| 2 | विभाग | .. | 6 | .. | Number of Divisions |
| 3 | जिल्हे (१९८२-८३) | .. | 30 | .. | Number of Districts (1982-83) |
| 4 | तालुके* | .. | 303* | .. | * Number of Talukas |
| 5 | शहरे/शहूर संकुले | .. | 307† | .. | Number of City and Town units Urban AgglomOrations |
| 6 | † एक लाख लोकसंख्येहून अधिक लोकसंख्या असलेली शहरे. | .. | 25 | .. | † Number of cities having more than one lakh popula-tion. |
| 7 | गावे -वस्ती असलेली | .. | 39,354† | .. | Number of villages— Inhabited |
| | वस्ती नसलेली | .. | 2,479† | .. | Uninhabited |
| 8 | क्षेत्रफळ (चौ. किलोमीटर) | .. | 3,07,690 | .. | Area (in square kilometres) |
| 9 | किनाऱ्याची लांबी (किलोमीटर) | .. | 720 | .. | Length of the coast-line (kilometres) |
| 10 | शेतती— | | | | Agriculture— |
| | कसलेले निष्पन्न क्षेत्र (१९८३-८४) हजार हेक्टर | .. | 18,408 | Thousand hectare | Net area sown (1983-84) |
| | एकूण लागवडी खालील क्षेत्र (१९८३-८४) | .. | 20,788 | .. | Gross Cropped area (1983-84) |
| | सिंचना खालील एकूण क्षेत्र (१९८२-८३) | .. | 25,310 P | .. | Gross irrigated area (1982-83) |
| 11 | एकूण पशुधन—(१९८२) | हजारत | 30,919 | Thousand | Total Livestock— (1982) |
| 12 | एकूण वनव्याप्त क्षेत्र—(१९८३-८४) चौरस किलोमीटर | .. | 64,153 | Thousand | Forests total area (1983-84) |
| 13 | कारखाने (१९८३) | .. | | Sq. km. | Factories— (1983) |
| | चालू कारखाने | हजारत | 18,007 | Thousand | Working factories |
| | कामगारांची दैनंदिन सरासरी | .. | 1,137 | .. | Average daily No. of workers |
| 14 | विजेचा वापर (एकूण) (१९८३-८४) दशलक्ष किलोवॉट तास | .. | 16,934 | Million kilo | Electricity consumed (Total)—(1983-84) |
| 15 | राज्य उत्पन्न (१९८३-८४) | .. | | Watt hours | State income—(1983-84) |
| | चालू किमतीनुसार उत्पन्न | कोटी रुपयात | 19,589.4 | Crore Rs. | income at Current prices |
| | चालू किमतीनुसार दरडोई उत्पन्न | रुपये | 2,990.4 | Rs. | Per Capita income at current prices |
| 16 | रस्त्याची लांबी— (३१-३-८४रोजी) | .. | | | Road length—(As on 31-3-1984) |
| | एकूण | किलोमीटर | 1,46,972 | Kilometres | Total |
| | पृष्ठांकित | .. | 82,411 | .. | Surfaced |

* बंगळूर जिल्ह्यातील तीन तालुके व नागपूर आणि अमरावती विभागाच्या पुनर्रचनेनंतर नवीन निर्माण झालेले ६६ तालुके धरून.

† Including three talukas in Greater Bombay District and 66 Talukas newly created after reorganisation of Nagpur and Amravati Divisions.

† 1981 जनगणनेवर आधारित.

† Population Census.

भारताशी तुलना/COMPARISON WITH INDIA

| अनुक्रमांक Serial No. | बाब | परिमाण | महाराष्ट्र Maharashtra | भारत India | महाराष्ट्राची भारताशी तुलना (शेकडेवारी) Comparison of Maharashtra with India (Percentage) | Unit | Item |
|-----------------------------|---|--|---------------------------|---------------|---|-------------------------|---|
| (1) | (2) | (3) | (4) | (5) | (6) | w. p. | (2) |
| 1. | लोकसंख्या (१९८१ ची जनगणना) — | | | | | | Population (1981-Census) |
| 1.1 | (अ) ग्रामीण लोकसंख्या .. | हजारात .. | 40,791 | 5,25,457* | 78. | Thousand .. | (a) Rural Population. |
| | (ब) ग्रामीण लोकसंख्येचे एकूण लोकसंख्येशी शेकडा प्रमाण. | शेकडेवारी .. | 65.0 | 76.7 | .. | Percentage .. | (b) Percentage of rural population to total population. |
| 1.2 | (अ) नागरी लोकसंख्या .. | हजारात .. | 21,993 | 1,59,727* | 13.8 | Thousand .. | (a) Urban population |
| | (ब) नागरी लोकसंख्येचे एकूण लोकसंख्येशी शेकडा प्रमाण. | शेकडेवारी .. | 35.0 | 23.3 | .. | Percentage .. | (b) Percentage of urban population to total population. |
| 1.3 | (अ) एकूण लोकसंख्या .. | हजारात .. | 62,784 | 6,85,185* | 9.2 | Thousand .. | (a) Total population |
| | (१) पुरुष .. | " .. | 32,415 | 3,54,398* | 9.4 | Do. .. | (i) Male |
| | (२) स्त्रिया .. | " .. | 30,369 | 3,30,787* | 9.5 | Do. .. | (ii) Female |
| 1.4 | (अ) वर्गीकृत जाती व जमाती यांची लोकसंख्या (१९८१) | " .. | 10,252 | 1,56,383 | 6.6 | Do. .. | (a) Population of scheduled Castes and Scheduled tribes. (1981) |
| | (ब) वरील लोकसंख्येचे एकूण लोकसंख्येशी शेकडा प्रमाण. | शेकडेवारी .. | 16.3 | 22.8 | .. | Percentage .. | (b) Percentage of above population to total population. |
| 1.5 | (अ) एकूण मुख्यतः काम करणारे .. | हजारात .. | 24,302 | 2,22,517@ | 10.9 | Thousand .. | (a) Total main workers. |
| | (ब) एकूण काम करणाऱ्यांचे एकूण लोकसंख्येशी शेकडा प्रमाण. | शेकडेवारी .. | 38.7 | 35.5 | .. | Percentage .. | (b) Percentage of total main workers to total population. |
| 1.6 | (अ) सीमांतिक काम करणारे .. | हजारात .. | 2,416 | 22,088@ | 10.9 | Thousand .. | (a) Marginal workers |
| | (ब) सीमांतिक काम करणाऱ्यांचे एकूण लोकसंख्येशी शेकडा प्रमाण. | शेकडेवारी .. | 3.9 | 3.3 | .. | Percentage .. | (b) Percentage of marginal workers to total population. |
| 1.7 | (अ) एकूण काम न करणारे .. | हजारात .. | 36,066 | 4,20,683@ | 8.6 | Thousand .. | (a) Total non-workers. |
| | (ब) एकूण काम न करणाऱ्यांचे एकूण लोकसंख्येशी शेकडा प्रमाण. | शेकडेवारी .. | 57.4 | 63.2 | .. | Percentage .. | (b) Percentage of total non-workers to total population. |
| 1.8 | लोकसंख्येची घनता .. | दर चौरस किलोमीटर मागे लोकसंख्या. | 204 | 216†† | .. | Persons per sq. km. | Density of population |
| 1.9 | साक्षरतेचे प्रमाण :- | | | | | | Literacy percentage. |
| | (१) पुरुष .. | शेकडेवारी .. | 58.79† | 46.89 | .. | Percentage .. | (i) Male |
| | (२) स्त्रिया .. | शेकडेवारी .. | 34.79† | 24.82 | .. | Percentage .. | (ii) Female |
| | (३) एकूण .. | शेकडेवारी .. | 47.18† | 36.23 | .. | Percentage .. | (iii) Persons |
| 1.10 | श्री-पुरुष प्रमाण .. | दर १००० पुरुषां-मागे स्त्रियांची संख्या. | 937† | 934 | .. | Females per 1,000 males | Sex ratio |

* जनगणना घेणे शक्य नसल्यामुळे आसामची अंदाजित लोकसंख्या घट्टन व पाकिस्तान व चीन यांची जम्मू व काश्मीर मधील बळकावलेल्या प्रदेशातील लोकसंख्या वगळून.

* Includes projected population of Assam, where census could not be held but excludes population of areas in Jammu and Kashmir under unlawful occupation at Pakistan and China where census could not be taken.

@ अस्थायी व आसाम सोडून /Provisional and excluding Assam.

† सुधारित व अंतिम /Revised and final.

†† जम्मू व काश्मीर सोडून /Excluding Jammu and Kashmir.

भारतासो तुलना/COMPARISON WITH INDIA

| (1) | (2) | (3) | (4) | (5) | (6) | w. p. | (2) |
|------|---|--------------|--------|----------|-------|-------------------|--|
| 1.11 | १९७१-८१ मध्ये झालेली लोकसंख्येतील शेकडा वाढ. | शेकडेवारी | 24.75 | 25.00 | .. | Percentage .. | Percentage growth of population during 1971-81. |
| 2 | सैती (१९८२-८३) | | | | | | Agriculture (1982-83)— |
| 2.1 | कसलेले क्षेत्र (निव्वळ) | लाख हेक्टरात | 183 | 142 | 12.9* | Lakh hectares | Net area sown. |
| 2.2 | कसलेल्या निव्वळ क्षेत्राची एकूण भौगोलिक क्षेत्राशी टक्केवारी. | शेकडेवारी | 59.8 | 46.1 | .. | Percentage .. | Percentage of net area sown to geographical area. |
| 2.3 | लागवडीखालील एकूण क्षेत्रे | लाख हेक्टरात | 200 | 173 | 11.6 | Lakh hectares | Gross cropped area. |
| 2.4 | सिंचनाखालील एकूण क्षेत्र | लाख हेक्टरात | 25 | 50 | 5.1 | Lakh hectares | Gross irrigated area. |
| 2.5 | सिंचनाखालील एकूण क्षेत्राची लागवडी-खालील एकूण क्षेत्राशी टक्केवारी. | शेकडेवारी | 12.7 | 30.1 | .. | Percentage .. | Percentage of gross irrigated area to gross cropped area. |
| | प्रमुख पिकाखालील क्षेत्रे (१९८१-८२ ते १९८३-८४ या वर्षांची सरासरी)— | | | | | | Area under principal crops (Average for year 1981-82 to 1983-84).— |
| 2.6 | तांदूळ | हजार हेक्टर | 1,507 | 39,831 | 3.8 | Thousand hectares | Rice |
| 2.7 | गहू | " | 1,111 | 23,230 | 4.8 | Do | Wheat |
| 2.8 | ज्वारी | " | 6,568 | 16,324 | 40.2 | Do | Jowar |
| 2.9 | बाजरी | " | 1,648 | 11,489 | 14.3 | Do. | Bajri |
| 2.10 | एकूण तृणधान्ये | " | 11,362 | 1,01,307 | 11.2 | Do. .. | All cereals |
| 2.11 | एकूण कडधान्ये | " | 2,762 | 26,295 | 10.5 | Do. ... | All pulses |
| 2.12 | एकूण अन्नधान्ये (तृणधान्ये व कडधान्ये) | " | 14,125 | 1,27,602 | 11.1 | Do. .. | All food-grains (cereals and pulses). |
| 2.13 | ऊस | " | 306 | 3,241 | 9.4 | Do. .. | Sugarcane |
| 2.14 | कापूस | हजार हेक्टर | 2,680 | 7,942 | 33.7 | Do. | Cotton |
| 2.15 | भुईमूग | " | 801 | 7,475 | 10.7 | Do. .. | Groundnut |
| | प्रमुख पिकांचे उत्पादन (१९८१-८२ ते १९८३-८४ या वर्षांची सरासरी)— | | | | | | Outturn of principal crops (Average for year 1981-82 to 1983-84.) |
| 2.16 | तांदूळ | हजार टन | 2,213 | 53,166 | 4.2 | Thousand tonnes. | Rice |
| 2.17 | गहू | " | 978 | 41,701 | 2.4 | Do. .. | Wheat |
| 2.18 | ज्वारी | " | 4,741 | 11,557 | 41.0 | Do. .. | Jowar |
| 2.19 | बाजरी | " | 711 | 16,097 | 11.7 | Do. .. | Bajri |
| 2.20 | एकूण तृणधान्ये | " | 9,158 | 1,25,819 | 7.3 | Do. .. | All cereals .. |
| 2.21 | एकूण कडधान्ये | " | 1,087 | 11,911 | 9.1 | Do. .. | All pulses |
| 2.22 | एकूण अन्नधान्ये (तृणधान्ये व अन्नधान्ये) | " | 10,245 | 1,37,730 | 7.4 | Do. .. | All Food-grains (cereals and pulses). |
| 2.23 | ऊस (उसात) | " | 28,896 | 1,84,169 | 3.4 | Do. .. | Sugarcane (Cane) |
| 2.24 | कापूस (सरकी काढलेला) | " | 242 | 1,247 | 19.4 | Do. .. | Cotton (Lint) |
| 2.25 | भुईमूग | " | 751 | 6,692 | 11.2 | Do. .. | Groundnut |
| 3 | पशुसंबंधन (१९७८)— | | | | | | Animal Husbandry (1978)— |
| 3.1 | एकूण पशुधन | हजार टन | 29,642 | 3,69,540 | 8.0 | Thousand numbers. | Total livestock |
| 3.2 | एकूण गाई बेल— गाई-बेल | | 15,218 | 1,80,140 | 8.5 | Do. .. | Total cattle Cattle :— |
| 3.3 | (१) तीन वर्षांवरील बेल | " | 6,329 | 74,907 | 8.5 | Do. .. | (i) Males over 3 years. |
| | (२) तीन वर्षांवरील गाई | " | 4,781 | 57,599 | 8.3 | Do. .. | (ii) Females over 3 years |

संयोजक: तुलना/COMPARISON WITH INDIA

| (1) | (2) | (3) | (4) | (5) | (6) | W. P. | (7) | (8) |
|------|--|------------|--------------------|----------|----------|-------------------|--|-----------------------|
| 3.4 | एकूण म्हशी-रेडे | हजारत | 3,899 | 62,029 | 6.3 | Thousand numbers | Total buffaloes | |
| 3.5 | म्हशी-रेडे :- | | | | | | Buffaloes— | |
| | (१) तीन वर्षांवरील रेडे | | 325 | 8,378 | 3.9 | Thousand numbers. | (i) Males over 3 years | |
| | (२) तीन वर्षांवरील म्हशी | | 2,148 | 31,865 | 6.7 | Do. | (ii) Females over 3 years | |
| 3.6 | एकूण मेंढरे व शेळया | | 10,199 | 1,16,527 | 8.8 | Do. | Total Sheep and goats | |
| 3.7 | एकूण घोडे, शिंगरे वगैरे | | 49 | 916 | 5.4 | Do. | Total horses and ponies | |
| 3.8 | इतर पशुधन | | 278 | 9,928 | 2.8 | Do. | Other livestock | |
| 3.9 | कोबडया, बदके वगैरे | | 18,751 | 1,60,870 | 11.7 | Do. | Total poultry | |
| 3.10 | ट्रॅक्टर | | 13 | 276 | 4.7 | Do. | Tractors | |
| 3.11 | सिंचनाकरिता वापरलेली इंजिने व पंप | | 168 | 2,359 | 7.1 | Do. | Oil engines with pumps for irrigation purposes. | |
| 3.12 | सिंचनाकरिता वापरलेले विद्युत पंप | | 378 | 2,438 | 15.5 | Do. | Electric pumps for irrigation. | |
| 4. | जंगले (१९७९-८०) | | | | | | Forests (1979-80) | |
| 4.1 | एकूण जंगलक्षेत्राचे क्षेत्र | चौ.कि.मी | 64,078 | 7,36,685 | 8.7 | Sq. Km. | Total forest area | |
| 5. | उद्योग आणि खाणकाम | | | | | | Industry and Mining | |
| 5.1 | कारखाने | | | | | | Factories. | |
| | (अ) चालू कारखाने (१९८१)* | संख्या | 16,594 | 1,48,971 | 11.1 | Number | (a) Working factories (1981)* | |
| | (ब) कामगारांची दैनिक (१९८१) सरासरी हजारत | | 1,192 | 7,052 | 16.9 | Thousand number. | (b) Average daily number of workers (1981) | |
| 5.2 | उद्योगाची वार्षिक पाहणी (प्रगणना व प्रगणनेतर घाता मिळून) (१९८२-८३) | | | | | | Annual Survey of Industries (Census plus Non-Census part) (1982-83) | |
| | (अ) उत्पादक भांडवल | कोटी रुपये | 8,476 | 9,760 | 17.0 | Cröre Rs. | (a) Productive capital | |
| | (ब) एकूण उत्पादन | कोटी रुपये | 16,970 | 73,672 | 23.0 | Cröre Rs. | (b) Gross output (ex-factory value). | |
| | (क) उत्पादन मूल्यवृद्धी | कोटी रुपये | 3,316 | 14,555 | 22.8 | Cröre Rs. | (c) Value added by manufacture. | |
| 5.3 | चालू असलेल्या सुती कापड गिरण्या (१९८३ अखेर)** | संख्या | 99 | 822 | 12.0 | Number | Working cotton textile mills (end of 1983)** | |
| | (अ) या गिरण्यांतील कामगारांची सरासरी (१९८३ अखेर)** | हजारत | 144 | 794 | 18.1 | Thousand numbers. | (a) Average number of workers employed in cotton textile mills (end of 1983)** | |
| | (ब) कापडाचे सरासरी मासिक उत्पादन (१९८३ अखेर) १९८३ | लाख मिटर | 7,42.46 | 2,825.52 | 26.3 | Lakh metre | (b) Average monthly production of cloth (end of 1983) | |
| 5.4 | (अ) कोळसा (उत्पादन) | हजार टन | 8,563 | 1,36,261 | 6.3 | Thousand tonnes. | (a) Coal (Quantity) | |
| | (मूल्य) | कोटी रुपये | 123 | 2,262 | 5.4 | Cröre Rs. | (Value) | |
| | (ब) कच्चे लोखंड (उत्पादन) | हजार टन | 252 | 37,584 | 0.7 | Thousand tonnes. | (b) Iron ore (Quantity) | |
| | (मूल्य) | कोटी रुपये | 1 | 165 | 0.6 | Cröre Rs. | (Value) | |
| | (क) कच्चे मँगनीज (उत्पादन) | हजार टन | 237 | 1,263 | 18.8 | Thousand tonnes. | (c) Manganese Ore (Quantity) | |
| | (मूल्य) | कोटी रुपये | 9 | 22 | 2.8 | Cröre Rs. | (Value) | |
| | (ड) बॉक्साईट (उत्पादन) | हजार टन | 376 | 1,849 | 20.3 | Thousand tonnes. | (d) Bauxite (Quantity) | |
| | (मूल्य) | कोटी रुपये | 3 | 10 | 30.0 | Cröre Rs. | (Value) | |
| 6. | वीज | | | | | | Electricity | |
| 6.1 | विजेचे उत्पादन | 1982-83 | दशलक्ष कि. वॅ. तास | 20,994 | 1,39,011 | 15.1 | Million kwh | Electricity generated |
| | | 1983-84 | | 22,923 | 1,39,956 | 16.4 | | |
| 6.2 | विजेचा वापर | 1982-83 | दशलक्ष कि. वॅ. तास | 15,442 | 95,917 | 16.1 | Million kwh | Electricity consumed |
| | | 1983-84 | | 16,935 | 1,02,684 | 16.5 | | |

* अस्थायी /Provisional

** जानेवारी ते मार्च १९८३ ची मुंबई शहराची आकडेवारी उपलब्ध नसल्यामुळे या आकडेवारीत समाविष्ट केलेली नाही/The figures of January to March 1983 of Bombay City are excluded as they are not available.

भारताची तुलना/COMPARISON WITH INDIA

| (1) | (2) | (3) | (4) | (5) | (6) | (3) | (2) |
|------|---|--------|----------|------|------------------|---|---|
| 6.3 | (अ) उद्योगाकरिता (१९८२-८३) .. दशलक्ष कि.वॅ.ता. वापरलेली वीज (१९८३-८४) .. दशलक्ष कि.वॅ. ता. | ८,२२५ | ५३,५२२ | १५.४ | Million kwh | (a) Industrial (1982-83) | consumption (1983-84). |
| | (ब) या औद्योगिक वापराचे (१९८२-८३) शेकडेवारी .. एकूण विजेच्या वापराशी प्रमाण (१९८३-८४). | ५३.३ | ५५.८ | .. | Percentage | (b) Percentage of industrial consumption to total (1983-84)(1982-83) consumption. | |
| 7. | संयुक्त भांडवली संस्था आणि बँका :-- | | | | | | Joint Stock Companies and Banks— |
| 7.1 | कंपन्यांची संख्या (३१ मार्च १९८३ रोजी) संख्या .. (३१ मार्च १९८४ रोजी) संख्या .. | २०,२६१ | ८२,९०३ | २४.४ | Numbers | .. | Companies (as on 31st March 1983) (as on 31st March 1984) |
| 7.2 | त्यांचे भरणा केलेले भांडवल (१९८३) .. कोटी रुपये .. (१९८४) .. कोटी रुपये .. | २,२८० | १९,९०९ | ११.४ | Crore Rs. | .. | Their paid up (1983) capital (1984) |
| 7.3 | बँक कार्यालये (वर्गिकृत व्यापारी) | | | | | | Banking offices (Scheduled commercial) |
| | (३१ डिसेंबर १९८३ रोजी) .. संख्या .. | ४,२८३ | ४४,२९३ | ९.७ | Numbers | .. | (As on 31st December 1983). |
| | (३१ डिसेंबर १९८४ रोजी) .. संख्या .. | ४,३७६ | ४५,५३७ | ९.६ | Numbers | .. | (As on 31st December 1984). |
| 7.4 | दर लाख लोकसंस्थेशी बँक (१९८२-८३) संख्या .. | ६.४ | ६.० | .. | Numbers | .. | Banking offices per lakh of (1982-83) population (1983-84). |
| | कार्यालयांचे प्रमाण (१९८३-८४) संख्या .. | ६.६ | ६.० | .. | Numbers | .. | Places having banking offices (June 1982). |
| 7.5 | बँक कार्यालय असलेल्या शहरांची व गावांची संख्या (जून, १९८२). | १,६१३ | २१,८५८ | ७.४ | Numbers | .. | Co-operation (1980-81)— |
| 8. | सहकार (१९८०-८१) | | | | | | Co-operative societies |
| 8.1 | सहकारी संस्था संख्या .. | ६०,७४७ | ३,२६,२७३ | १८.६ | Numbers | .. | Membership |
| 8.2 | सभासदांची संख्या हजारात .. | १४,८०० | १,१७,५९६ | १२.६ | Thousand number. | .. | Working capital of all co-operative societies. |
| 8.3 | सर्व संस्थांचे खेळते भांडवल .. कोटी रुपये .. | ५,२१० | २५,०८२ | २०.८ | Crore Rs. | .. | Advances by agricultural credit societies. |
| 8.4 | कृषि पत संस्थांनी दिलेले कर्ज .. कोटी रुपये .. | २५० | १,७८२ | १४.० | Crore Rs. | .. | Transport and Communications.— |
| 9. | परिवहन आणि दळणवळण | | | | | | |
| 9.1 | (अ) रेल्वे मार्गाची लांबी (३१ मार्च १९८४ रोजी) किलोमीटर .. | ५,२९७ | ६१,४६० | ८.६ | Kilometres | (a) | Total Railway length (as on 31st March 1984.) |
| | (ब) रेल्वे मार्गाच्या लांबीचे दर शंभर चौ. कि. मी. मागे प्रमाण (३१ मार्च १९८४ रोजी). किलोमीटर .. | १.५ | १.९ | .. | Kilometres | (b) | Railway length per 100 square kilometres of area (as on 31st March 1984). |
| 9.2 | १०० चौरस किलोमीटर क्षेत्रफळामागे असणारी रस्त्यांची लांबी (३१ मार्च १९८२ रोजी). किलोमीटर .. | ५९ | ४७ | .. | Kilometres | .. | Road length per 100 square kilometres of area (as on 31st March 1982). |
| 9.3 | दर लाख लोकसंस्थेमागे असणारी मोटर वाहने (३१ मार्च १९८३ रोजी). संख्या .. | १,५०६ | ८५३ | .. | Numbers | .. | Motor vehicles, per lakh of population (as on 31st March 1983) |
| 10. | *राज्य उत्पन्न | | | | | | *State Income |
| 10.1 | (अ) चालू किमतीनुसार (१९८२-८३) उत्पन्न (१९८३-८४) कोटी रुपये .. | १७,१३९ | १,३३,८०७ | १२.८ | Crore Rs. | (a) | Income at (1982-83) current prices. (1983-84) |
| | (ब) चालू किमतीनुसार (१९८२-८३) दरडोईउत्पन्न (१९८३-८४) रुपये .. | २,६३८ | १,८८७ | .. | Rs. | (b) | Per capita in- (1982-83) come at (1983-84) current prices. |

*अस्थायी/Provisional.

निबडक विषयांवरील सारांशाचे तपते
SUMMARY TABLES ON SELECTED TOPICS

1. शेती/AGRICULTURE

1.1 जमिनीचा वापर/LAND UTILIZATION

(आकडे शंभर हेक्टरात/Figures in hundred hectares)

| अनुक्रमांक Serial No. | बाब | 1960-61 | 1965-66 | 1970-71 | 1975-76 | 1980-81 | 1981-82 | 1982-83 | 1983-84(P) | Item |
|-----------------------------|---|----------|----------|----------|----------|----------|----------|----------|------------|---|
| (1) | (2) | (3) | (4) | (5) | (6) | (7) | (8) | (9) | (10) | (2) |
| 1 | एकूण भौगोलिक क्षेत्र (गाव पत्रकानुसार) | 3,07,580 | 3,07,691 | 3,07,583 | 3,07,583 | 3,07,583 | 3,07,583 | 3,07,583 | 3,07,583 | Total geographical area by village papers |
| 2 | जंगले | 54,110 | 54,171 | 54,168 | 53,337 | 53,094 | 53,115 | 53,122 | 53,049 | Forests. |
| 3 | कसलेले क्षेत्र (निम्बळ) | 1,78,783 | 1,81,352 | 1,76,682 | 1,82,616 | 1,82,986 | 1,83,139 | 1,83,016 | 1,84,081 | Net area sown |
| 4 | लागवडीखालील एकूण क्षेत्र | 1,88,229 | 1,89,724 | 1,87,369 | 1,96,639 | 2,01,330 | 2,03,859 | 2,02,674 | 2,07,875 | Total gross cropped area |

आधार—कृषि संचालनालय, महाराष्ट्र शासन, पुणे

Source—Directorate of Agriculture, Government of Maharashtra, Pune.

1.2 पिकांनुसार सिंचनाखालील क्षेत्र/AREA IRRIGATED BY CROPS

(आकडे शंभर हेक्टरात/Figures in hundred hectares)

| अनुक्रमांक Serial No. | पिक | 1960-61 | 1965-66 | 1970-71 | 1975-76 | 1978-79 | 1979-80 | 1980-81 | Crop |
|-----------------------------|--------------------------|---------|---------|---------|---------|---------|---------|---------|-----------------------------|
| (1) | (2) | (3) | (4) | (5) | (6) | (7) | (8) | (9) | (2) |
| 1 | तांदुळ | 2,724 | 2,487 | 3,138 | 3,824 | 3,933 | 3,974 | 4,203 | Rice |
| 2 | गहू | 1,386 | 2,050 | 2,753 | 4,904 | 5,588 | 5,710 | 5,290 | Wheat |
| 3 | ज्वारी | 2,659 | 3,159 | 2,602 | 4,319 | 4,696 | 4,956 | 4,676 | Jowar |
| 4 | बाजरी | 327 | 276 | 594 | 634 | 664 | 525 | 541 | Bajri |
| 5 | अन्नपिके* | 11,140 | 12,552 | 14,345 | 20,167 | 22,019 | 22,318 | 22,074 | Food crops* |
| 6 | कापूस | 360 | 472 | 726 | 670 | 911 | 1,040 | 1,182 | Cotton |
| 7 | भूईमूग | 130 | 259 | 312 | 273 | 408 | 377 | 558 | Groundnut |
| 8 | तंबाखू | 17 | 11 | 7 | 10 | 15 | 17 | 18 | Tobacco |
| 9 | अन्नोत्तर पिके† | 1,058 | 1,328 | 1,358 | 1,540 | 2,026 | 1,997 | 2,284 | Non-food crops† |
| 10 | सिंचनाखालील एकूण क्षेत्र | 12,198 | 13,880 | 15,703 | 21,707 | 24,015 | 24,315 | 24,358 | Total gross area irrigated. |

* इतर अन्नपिके /Includes other food crops.

† इतर अन्नोत्तर पिके /Includes other non-food crops.

आधार—कृषि संचालनालय, महाराष्ट्र शासन, पुणे.

Source,—Directorate of Agriculture, Government of Maharashtra, Pune.

1. शेती/AGRICULTURE—contd.

1.3 प्रमुख अन्नपिके व अन्नोत्पत्ती पिकांसाठी क्षेत्र व उत्पादन/AREA AND OUTTURN OF PRINCIPAL FOOD AND NON-FOOD CROPS

(क्षेत्रफळ संख्या हेक्टरात/Area in hundred hectares)
(उत्पादन संख्या टनात/Outturn in hundred tonnes)

| क्रमिक Serial No. | पिका (2) | 1960-61 (3) | 1965-66 (4) | 1970-71 (5) | 1975-76 (6) | 1980-81 (7) | 1981-82 (8) | 1982-83 (9) | 1983-84 (10) | Crop (2) |
|-------------------------|--|--------------------|--------------------|--------------------|--------------------|--------------------|----------------------|--------------------|----------------------|---|
| 1 | तांदुळ क्षेत्र उत्पादन | 12,996 13,692 | 13,213 8,843 | 13,524 16,622 | 14,157 22,858 | 15,038 23,606 | 15,152 24,354 | 14,863 19,488 | 15,213 24,606 | RICE Area Outturn |
| 2 | गहू क्षेत्र उत्पादन | 9,067 4,011 | 8,329 2,800 | 8,120 4,403 | 11,691 11,991 | 10,791 9,313 | 11,280 9,885 | 10,227 8,033 | 11,832 11,421 | WHEAT Area Outturn |
| 3 | ज्वारी क्षेत्र उत्पादन | 62,842 42,235 | 60,568 22,948 | 57,030 15,574 | 60,642 34,662 | 64,379 44,275 | 65,779 48,913 | 66,470 46,425 | 65,405 46,784 | JOWAR Area Outturn |
| 4 | बाजरी क्षेत्र उत्पादन | 16,352 4,886 | 18,277 3,698 | 20,387 8,241 | 18,077 5,600 | 17,092 7,599 | 17,437 7,786 | 13,895 4,449 | 18,125 9,080 | BAJRI Area Outturn |
| 5 | एकूण तुणधान्ये* क्षेत्र उत्पादन | 1,06,042 67,550 | 1,05,102 40,374 | 1,03,200 47,367 | 1,09,306 78,687 | 1,12,326 89,000 | 1,14,672 95,325 | 1,10,294 82,527 | 1,15,933 96,941 | TOTAL CEREALS*— Area Outturn |
| 6 | एकूण कडधान्ये क्षेत्र उत्पादन | 23,513 9,889 | 23,318 6,574 | 25,663 6,770 | 29,139 11,675 | 28,044 8,312 | 27,522 10,391 | 25,742 9,629 | 29,611 12,577 | TOTAL PULSES— Area Outturn |
| 7 | एकूण अन्नधान्ये क्षेत्र उत्पादन | 1,29,555 77,439 | 1,28,421 46,948 | 1,28,863 54,134 | 1,38,445 90,362 | 1,40,372 97,312 | 1,42,194 1,05,716 | 1,36,036 92,156 | 1,45,544 1,09,518 | TOTAL FOODGRAINS— Area Outturn |
| 8 | कापूस क्षेत्र उत्पादन (सरकी काढलेले) | 24,995 2,842 | 27,157 1,787 | 27,498 824 | 23,069 1,326 | 26,671 2,157 | 27,096 2,490 | 26,548 2,765 | 26,852 1,384 | COTTON— Area Outturn (in lint) |
| 9 | तंबाखू क्षेत्र उत्पादन | 253 123 | 132 64 | 116 52 | 111 49 | 119 68 | 120 73 | 122 71 | 101 79 | TOBACCO— Area Outturn |
| 10 | भुईमूग क्षेत्र उत्पादन | 10,828 7,999 | 11,173 4,731 | 9,040 5,863 | 8,544 6,925 | 7,118 4,407 | 8,238 6,944 | 4,368 1,479 | 4,949 2,118 | GROUNDNUT— Area Outturn |
| 11 | ऊस क्षेत्र उत्पादन (गुळात) | 1,555 11,562 | 1,712 11,197 | 2,039 16,408 | 2,678 22,186 | 3,168 28,939 | 3,663 31,515 | 3,896 33,264 | 3,593 28,377 | SUGARCANE— Area Outturn (in terms of gur) |

* इतर धान्ये धरून/Inclusive of other cereals.

आधार—कृषि संचालनालय, महाराष्ट्र शासन, पुणे.

Source.—Directorate of Agriculture, Government of Maharashtra, Pune.

2. पशुधन/LIVESTOCK.

| अनुक्रमांक Serial No. | बाब | परिमाण | वर्ष/Year | | | | | | | Unit | Item |
|-----------------------------|-------------------------------------|-------------|-----------|--------|--------|--------|--------|--------|--------|--------------|------------------------------------|
| | | | 1951 | 1956 | 1961 | 1966 | 1972 | 1978 | 1982 | | |
| (1) | (2) | (3) | (4) | (5) | (6) | (7) | (8) | (9) | (10) | (3) | (2) |
| 1 | गाई बैल — तीन वर्षावरील गाई .. | हजारत .. | 4,306 | 4,329 | 4,644 | 4,534 | 4,587 | 4,781 | 5,247 | Thousand No. | Cattle— Females over 3 years |
| 2 | म्हशी रेडे — तीन वर्षावरील म्हशी | हजारत .. | 1,451 | 1,476 | 1,639 | 1,735 | 1,871 | 2,148 | 2,307 | Do. | Buffaloes— Females over 3 years |
| 3 | मेंढरे आणि शेळ्या | .. हजारत .. | 5,822 | 6,576 | 7,274 | 7,326 | 8,039 | 10,199 | 10,376 | Do. | Sheep and Goats |
| 4 | इतर जनावरे | .. हजारत .. | 10,777 | 11,389 | 12,491 | 11,854 | 11,864 | 12,514 | 12,989 | Do. | Other Livestock |
| 5 | एकूण पशुधन | .. हजारत .. | 22,356 | 23,770 | 26,048 | 25,449 | 26,361 | 29,642 | 30,919 | Do. | Total Livestock |
| 6 | कोंबड्या, बंदके वगैरे | .. हजारत .. | 6,300 | 8,883 | 10,578 | 9,902 | 12,217 | 18,751 | 19,844 | Do. | Total poultry |

साधार — पशुधन गणना.
Source.—Livestock census.

3. सहकार/CO-OPERATION

| अनुक्रमांक Serial No. | प्रकार | 1960-61 | 1965-66 | 1970-71 | 1975-76 | 1980-81 | 1981-82 | 1982-83 | 1983-84 | Type |
|-----------------------------|--|---------|---------|----------|----------|----------|----------|----------|----------|--|
| (1) | (2) | (3) | (4) | (5) | (6) | (7) | (8) | (9) | (10) | (2) |
| I | सहकारी संस्थांची संख्या— | | | | | | | | | Number of Co-operative Societies |
| 1 | शिखर व मध्यवर्ती-कृषि व बिगर कृषि पत संस्था. | 39 | 29 | 29 | 30 | 30 | 30 | 30 | 32 | Agricultural and Non-agricultural Credit-apex and central. |
| 2 | कृषि पत संस्था * | 21,400 | 20,861 | 20,426 | 20,130 | 18,577 | 18,591 | 18,526 | 18,521 | Agricultural credit* |
| 3 | बिगर कृषि पत संस्था | 1,630 | 2,255 | 2,964 | 3,863 | 5,474 | 5,818 | 6,062 | 6,359 | Non-agricultural credit |
| 4 | पणन संस्था | 344 | 419 | 410 | 400 | 423 | 443 | 478 | 501 | Marketing |
| 5 | उत्पादक संस्था | 4,306 | 6,506 | 6,810 | 10,603 | 14,327 | 15,245 | 16,371 | 17,767 | Productive enterprises |
| 6 | इतर | 3,846 | 7,337 | 11,964 | 15,683 | 21,915 | 24,073 | 25,993 | 27,949 | Others |
| | एकूण | 31,565 | 37,407 | 42,603 | 50,709 | 60,746 | 64,201 | 64,460 | 71,129 | Total |
| II | सभासदांची संख्या (हजारात)— | | | | | | | | | Number of members ('000) |
| 1 | शिखर व मध्यवर्ती-कृषि व बिगर कृषि पत संस्था. | 76 | 67 | 70 | 951 | 1,009 | 1,124 | 1,189 | 1,123 | Agricultural and Non-agricultural Credit-apex and central. |
| 2 | कृषि पत संस्था* | 2,170 | 3,360 | 3,794 | 4,447 | 5,416 | 5,612 | 5,757 | 5,935 | Agricultural credit* |
| 3 | बिगर कृषि पत संस्था | 1,087 | 1,779 | 2,438 | 3,147 | 3,759 | 4,346 | 4,505 | 5,110 | Non-agricultural credit |
| 4 | पणन संस्था | 141 | 219 | 282 | 352 | 471 | 508 | 546 | 558 | Marketing |
| 5 | उत्पादक संस्था | 323 | 622 | 959 | 1,586 | 2,152 | 2,314 | 2,444 | 2,765 | Productive enterprises |
| 6 | इतर | 394 | 739 | 1,038 | 1,341 | 2,049 | 2,298 | 2,459 | 2,666 | Others |
| | एकूण | 4,191 | 6,786 | 8,581 | 11,297 | 14,669 | 16,202 | 16,900 | 18,157 | Total |
| III | खेळते भांडवल (लाख रुपये)— | | | | | | | | | Working capital (In lakh Rs.) |
| 1 | शिखर व मध्यवर्ती कृषि व बिगर कृषि पत संस्था. | 11,907 | 29,331 | 61,317 | 1,10,409 | 1,83,052 | 2,18,449 | 2,60,397 | 2,99,832 | Agricultural and Non-agricultural Credit-apex and central. |
| 2 | कृषि पत संस्था * | 5,812 | 17,500 | 34,329 | 31,549 | 52,746 | 60,304 | 65,031 | 73,574 | Agricultural credit* |
| 3 | बिगर कृषि पत संस्था | 4,593 | 8,031 | 16,806 | 34,405 | 1,20,881 | 1,47,017 | 1,70,608 | 2,04,531 | Non-agricultural credit. |
| 4 | पणन संस्था | 592 | 2,683 | 3,910 | 13,550 | 18,822 | 20,360 | 20,675 | 20,350 | Marketing |
| 5 | उत्पादक संस्था | 4,132 | 8,764 | 21,920 | 67,503 | 99,683 | 1,35,748 | 1,58,358 | 1,53,807 | Productive enterprises |
| 6 | इतर | 2,060 | 4,866 | 10,749 | 28,728 | 42,591 | 52,159 | 56,613 | 62,965 | Others |
| | एकूण | 29,096 | 71,175 | 1,49,031 | 2,86,144 | 5,17,775 | 6,34,037 | 7,31,682 | 8,15,059 | Total |

3. सहकार / CO-OPERATION—contd.

| (1) | (2) | (3) | (4) | (5) | (6) | (7) | (8) | (9) | (10) | (2) |
|-----|--|--------|--------|----------|----------|----------|----------|----------|----------|--|
| IV | दिलेले कर्ज (लाख रुपये) -- | | | | | | | | | Advances (in Lakh Rs.) |
| 1 | शिल्लर व मध्यवर्ती कृषि व बिगर कृषि पत संस्था. | 17,538 | 43,221 | 75,102 | 1,90,954 | 3,20,066 | 3,90,184 | 4,52,500 | 4,16,091 | Agricultural and Non-agricultural Credit-apex and central. |
| 2 | कृषि पत संस्था* | 4,256 | 9,130 | 13,296 | 17,009 | 24,999 | 30,214 | 31,300 | 34,075 | Agricultural credit* |
| 3 | बिगर कृषि पत संस्था | 4,703 | 8,550 | 20,443 | 35,557 | 1,12,948 | 1,15,011 | 1,58,768 | 1,81,242 | Non-agricultural credit |
| 4 | पणन संस्था | 347 | 753 | 327 | 510 | 345 | 399 | 420 | 815 | Marketing |
| 5 | उत्पादक संस्था | 71 | 249 | 328 | 459 | 1,101 | 779 | 889 | 1,104 | Productive enterprises |
| 6 | इतर | 84 | 263 | 375 | 444 | 1,218 | 3,533 | 1,972 | 3,012 | Others |
| | एकूण | 26,999 | 62,166 | 1,09,871 | 2,44,933 | 4,60,677 | 5,40,120 | 6,45,849 | 6,36,339 | Total |
| V | येणे कर्ज (लाख रुपये) -- | | | | | | | | | Outstanding loans (in lakh Rs.) |
| 1 | शिल्लर व मध्यवर्ती कृषि व बिगर कृषि पत संस्था. | 8,714 | 19,351 | 47,803 | 71,563 | 1,13,676 | 1,53,530 | 1,84,779 | 1,74,378 | Agricultural and Non-agricultural Credit-apex and central. |
| 2 | कृषि पत संस्था* | 4,788 | 11,618 | 28,410 | 22,977 | 38,369 | 44,136 | 46,751 | 53,252 | Agricultural credit* |
| 3 | बिगर कृषि पत संस्था | 3,185 | 5,479 | 10,506 | 19,478 | 73,089 | 90,766 | 1,04,538 | 1,21,907 | Non-agricultural credit |
| 4 | पणन संस्था | 80 | 225 | 182 | 293 | 387 | 1,175 | 1,225 | 965 | Marketing |
| 5 | उत्पादक संस्था | 57 | 296 | 608 | 1,789 | 2,145 | 3,086 | 3,391 | 4,399 | Productive enterprises |
| 6 | इतर | 218 | 12 | 785 | 1,370 | 2,523 | 4,415 | 6,100 | 7,183 | Others |
| | एकूण | 17,042 | 36,981 | 88,294 | 1,17,470 | 2,30,189 | 2,97,108 | 3,46,784 | 3,62,084 | Total |

*यात प्राथमिक कृषि पत संस्था, प्राथमिक भू-सुधार संस्था आणि धान्य बँका यांचा समावेश आहे.

* Includes primary agricultural credit societies, primary and development banks and grain banks.

आधार.—सहकार आयुक्त आणि निबंधक, सहकारी संस्था, महाराष्ट्र शासन, पुणे.

Source.—Commissioner for Co-operation and Registrar, Co-operative Societies, Government of Maharashtra, Pune.

4. उद्योग/INDUSTRIES

कारखाने आणि कामगार यांची संख्या/NUMBER OF FACTORIES AND WORKERS

| बाब | 1961 | 1965 | 1970 | 1975 | 1980 | 1981 | 1982 | 1983 | Item |
|----------------------------------|-------|-------|-------|--------|--------|--------|--------|--------|---|
| (1) | (2) | (3) | (4) | (5) | (6) | (7) | (8) | (9) | (1) |
| चालू कारखान्यांची संख्या | 8,233 | 9,472 | 9,803 | 11,425 | 15,170 | 16,594 | 17,359 | 18,007 | Number of working factories |
| कामगारांची दैनिक सरासरी (हजारात) | 787 | 903 | 952 | 1,015 | 1,177 | 1,192 | 1,098 | 1,137 | Average daily attendance of workers (Thousand No.) |

आधार.—मुख्य निरीक्षक, कारखाने, महाराष्ट्र शासन, मुंबई.

Source.—Chief Inspector of Factories, Government of Maharashtra, Bom bay.

5. वीज/ELECTRICITY

| बाब | परिमाण | 1960-61 | 1965-66 | 1970-71 | 1975-76 | 1980-81 | 1981-82 | 1982-83 | 1983-84 | Unit | Item | |
|-------|----------------------|---------------------|---------|---------|---------|---------|---------|---------|---------|--------|--------------|-----------------------|
| (1) | (2) | (3) | (4) | (5) | (6) | (7) | (8) | (9) | (10) | (2) | (1) | |
| I | विजेचे उत्पादन | दशलक्ष किलोवॅट तास. | 3,268 | 5,635 | 9,135 | 12,052 | 18,750 | 19,839 | 21,094 | 23,001 | Million Kwh. | Electricity generated |
| II | विजेचा वापर | दशलक्ष किलोवॅट तास. | 2,720 | 4,717 | 7,650 | 9,490 | 14,034 | 15,026 | 15,442 | 16,934 | Million Kwh. | Electricity consumed— |
| (i) | घरगुती— | दशलक्ष किलोवॅट तास. | 260 | 448 | 732 | 1,049 | 1,779 | 1,958 | 2,197 | 2,374 | Million Kwh. | Domestic |
| (ii) | वाणिज्यिक | दशलक्ष किलोवॅट तास. | 198 | 363 | 547 | 745 | 949 | 1,104 | 1,126 | 1,192 | Million Kwh. | Commercial |
| (iii) | औद्योगिक | दशलक्ष किलोवॅट तास. | 1,853 | 3,297 | 5,312 | 5,935 | 8,130 | 8,618 | 8,225 | 9,284 | Million Kwh. | Industrial |
| (iv) | वाहने चालविण्यासाठी. | दशलक्ष किलोवॅट तास. | 339 | 414 | 421 | 658 | 766 | 730 | 743 | 695 | Million Kwh. | Traction |
| (v) | इतर | दशलक्ष किलोवॅट तास. | 70 | 195 | 638 | 1,103 | 2,310 | 2,616 | 3,151 | 3,389 | Million Kwh. | Others |

आधार—केंद्रीय विद्युत प्राधिकरण, भारत सरकार, नवी दिल्ली.

Source.—Central Electricity Authority, Commercial Directorate, Government of India, New Delhi.

6. चालू संयुक्त प्राइवली संस्था/JOINT-STOCK COMPANIES AT WORK

| बाब | ३१ मार्च १९६१ रोजी As on 31st March 1961 | | ३१ मार्च १९६५ रोजी As on 31st March 1965 | | ३१ मार्च १९७२ रोजी As on 31st March 1972 | | ३१ मार्च १९७७ रोजी As on 31st March 1977 | | ३१ मार्च १९७९ रोजी As on 31st March 1979 | | ३१ मार्च १९८० रोजी As on 31st March 1980 | | ३१ मार्च १९८१ रोजी As on 31st March 1981 | | Item |
|------------------------------|--|--|--|--|--|--|--|--|--|--|--|--|--|--|---------------------------------------|
| | संस्था संख्या No. of companies | भरणा केलेले भांडवल (कोटी रुपये) Paid up capital (Crore Rs.) | संस्था संख्या No. of companies | भरणा केलेले भांडवल (कोटी रुपये) Paid up capital (crore Rs.) | संस्था संख्या No. of companies | भरणा केलेले भांडवल (कोटी रुपये) Paid up capital (crore Rs.) | संस्था संख्या No. of companies | भरणा केलेले भांडवल (कोटी रुपये) Paid up capital (crore Rs.) | संस्था संख्या No. of companies | भरणा केलेले भांडवल (कोटी रुपये) Paid up capital (crore Rs.) | संस्था संख्या No. of companies | भरणा केलेले भांडवल (कोटी रुपये) Paid up capital (crore Rs.) | संस्था संख्या No. of companies | भरणा केलेले भांडवल (कोटी रुपये) Paid up capital (crore Rs.) | |
| (1) | (2) | (3) | (4) | (5) | (6) | (7) | (8) | (9) | (10) | (11) | (12) | (13) | (14) | (15) | (1) |
| कृषि आणि संलग्न .. | 90 | 1.5 | 75 | 6.9 | 95 | 7.1 | 164 | 11.5 | 139 | 16.9 | 166 | 18.2 | 284 | 21.8 | Agriculture and allied activities. |
| खानकाम आणि दगड खानकाम | 77 | 3.3 | 76 | 5.6 | 95 | 7.4 | 111 | 7.9 | 111 | 14.5 | 112 | 29.6 | 110 | 33.0 | Mining and quarrying. |
| प्रक्रिया आणि वस्तु निर्माण | 2,228 | 238.6 | 2,706 | 521.4 | 3,721 | 651.6 | 5,680 | 773.9 | 6,916 | 1,159.1 | 7,702 | 1,244.1 | 9,049 | 1,607.0 | Processing and manufacture. |
| बांधकाम आणि उप-योगिता | 165 | 32.7 | 167 | 36.7 | 204 | 45.0 | 331 | 72.3 | 436 | 79.1 | 501 | 79.5 | 738 | 74.8 | Construction and utilities. |
| वाणिज्य (व्यापार आणि वित्त) | 1,781 | 90.3 | 1,754 | 112.8 | 2,100 | 126.8 | 2,915 | 186.9 | 3,599 | 218.8 | 4,072 | 220.1 | 2,069 | 86.9 | Commerce (trade and finance). |
| परिवहन, दळणवळण आणि साठवण | 109 | 22.7 | 103 | 42.5 | 164 | 49.5 | 282 | 54.0 | 385 | 62.9 | 454 | 63.1 | 568 | 80.0 | Transport, Communication and Storage. |
| सामूहिक आणि व्याव-सायिक सेवा | 104 | 2.8 | 107 | 2.2 | 190 | 4.1 | 434 | 22.6 | 636 | 35.6 | 734 | 36.7 | 900 | 46.5 | Community and business services. |
| व्यक्तिगत आणि इतर सेवा | 274 | 5.0 | 253 | 5.7 | 343 | 8.6 | 508 | 10.1 | 602 | 20.5 | 651 | 20.4 | 765 | 29.3 | Personal and other services. |
| एकूण .. | 4,828 | 396.9 | 5,241 | 733.7 | 6,912 | 900.1 | 10,425 | 1,139.2 | 12,824 | 1,607.4 | 14,392 | 1,711.7 | 17,449 | 2,639.9 | Total .. |

आधार.—कंपनी व्यवहार खाते, विधी, न्याय आणि कंपनी व्यवहार मंत्रालय, भारत सरकार, नवी दिल्ली.

Source.—Department of Company Affairs, Ministry of Law, Justice and Company Affairs, Government of India, New Delhi.

7. शिक्षण/EDUCATION

| क्रमांक Serial No. (1) | प्रकार (2) | परिमाण (3) | 1960-61 (4) | 1965-66 (5) | 1970-71 (6) | 1975-76 (7) | 1980-81 (8) | 1981-82 (9) | 1982-83 (10) | 1983-84 (11) | Unit (3) | Type (2) |
|---------------------------------|-----------------------|---------------|----------------|----------------|----------------|----------------|----------------|----------------|-----------------|-----------------|-----------------|---------------------------|
| 1 | पूर्व प्राथमिक संस्था | संख्या | 527 | 448 | 704 | 827 | 654 | 660 | 653 | 688 | No. | Pre-primary Institutions. |
| | विद्यार्थी | हजारत | 34 | 32 | 51 | 63 | 64 | 66 | 73 | 76 | No. in thousand | Pupils |
| 2 | प्राथमिक संस्था | संख्या | 34,594 | 41,781 | 45,143 | 48,018 | 51,045 | 51,534 | 52,209 | 52,667 | No. | Primary Institutions |
| | विद्यार्थी | हजारत | 4,178 | 5,535 | 6,229 | 7,367 | 8,392 | 8,674 | 8,824 | 9,031 | No. in thousand | Pupils |
| 3 | दुय्यम संस्था | संख्या | 2,468 | 4,032 | 5,339 | 5,897 | 6,119† | 6,237† | 6,482 | 6,989 | No. | Secondary Institutions |
| | विद्यार्थी | हजारत | 858 | 1,500 | 1,936 | 2,513 | 3,309† | 3,522† | 3,756 | 4,001 | No. in thousand | Pupils |
| | उच्च संस्था | संख्या | 211 | 361 | 547 | 701 | 738 | 759 | 765 | 835 | No. | Higher Institutions |
| | विद्यार्थी | हजारत | 110 | 189 | 328 | 474 | 589 | 623 | 669 | 710 | No. in thousand | Pupils |

† हात उच्च माध्यमिक वर्गाचा समावेश आहे.
आधार.—शिक्षण संचालक, महाराष्ट्र शासन, पुणे.

† This includes higher secondary classes.
Source.—Director of Education, Government of Maharashtra, Pune.

8. महाराष्ट्रातील खनिज उत्पादन/MINERAL PRODUCTION IN MAHARASHTRA

(उत्पादन हजार मे. टनात, मूल्य हजार रुपयात)
(Quantity in thousand tonnes, value in thousand Rs.)

| अनुक्रमांक Serial No. (1) | खनिज (2) | उत्पादन/मूल्य (3) | 1961 (4) | 1965 (5) | 1970 (6) | 1975 (7) | 1982 (10) | 1983 (11) | 1980 (8) | 1981 (9) | Quantity/value (3) | Mineral (2) |
|------------------------------------|--------------|---------------------------|---------------|-----------------|-----------------|-------------------|-------------------|-------------------|---------------------|--------------------|-----------------------|----------------|
| 1 | क्रोमाईट | (i) उत्पादन (ii) मूल्य | 1 108 | 2 139 | 3 313 | @ N. A. | 3 640 | 3 870 | @ 8 ⁴ | | Quantity Value | Chromite |
| 2 | दगडी कोळसा | (i) उत्पादन (ii) मूल्य | 856 18,643 | 1,226 32,209 | 1,771 62,637 | 3,590 1,72,160 | 5,300 6,05,360 | 6,630 8,13,207 | 7,593 10,26,683 | 8,563 12,27,675 | Quantity Value | Coal |
| 3 | कच्चे लोखंड | (i) उत्पादन (ii) मूल्य | 362 5,099 | 222 3,707 | 446 5,010 | 1,015 15,766 | 1,388 45,758 | 1,059 35,975 | 786 30,688 | 253 9,087 | Quantity Value | Iron ore |
| 4 | चुनखडी | (i) उत्पादन (ii) मूल्य | 55 230 | 98 524 | 377 2,924 | 497 6,605 | 665 13,170 | 751 17,646 | 871 24,584 | 973 29,457 | Quantity Value | Limestone |
| 5 | कच्चे मँगनीज | (i) उत्पादन (ii) मूल्य | 179 20,625 | 340 28,447 | 216 13,924 | 186 17,679 | 223 49,788 | 222 51,362 | 237 71,958 | 237 86,754 | Quantity Value | Manganese ore |
| 6 | चायना क्ले | (i) उत्पादन (ii) मूल्य | 2 13 | 5 41 | 4 53 | 5 41 | 6 123 | 6 134 | 8 150 | 4 68 | Quantity Value | China clay |
| 7 | बॉक्साइट | (i) उत्पादन (ii) मूल्य | 27 199 | 9 107 | 123 1,058 | 241 6,070 | 349 8,841 | 298 11,890 | 348 13,639 | 376 25,781 | Quantity Value | Bauxite |
| 8 | मीठ | (i) उत्पादन | 384 | 470 | 461 | 407 | 495 | 540 | 437 | 419 | Quantity | Salt |
| 9 | डोलोमाईट | (i) उत्पादन (ii) मूल्य | 6 38 | 7 64 | 5 67 | 5 87 | 27 692 | 25 812 | 27 886 | 19 642 | Quantity Value | Dolomite |
| 10 | सिलिका सॅंड | (i) उत्पादन (ii) मूल्य | 5 34 | 17 132 | 28 269 | 51 961 | 80 2,110 | 105 2,785 | 102 2,698 | 115 3,411 | Quantity Value | Silica sand |
| 11 | गेद | (i) उत्पादन (ii) मूल्य | | 1 13 | 1 13 | 1 10 | 3 39 | 1 24 | 1 23 | 2 41 | Quantity Value | Ochre |
| 12 | कोरंडम | (i) उत्पादन (ii) मूल्य | | | .. 8 | | 1 678 | 1 688 | 1 792 | 1 399 | Quantity Value | Corundum |

*अस्थायी/Provisional

@आकडे ५०० टनाखालील आहेत/Less than 500 tonnes.

1 आधार.—भारतीय खाने केंद्र, नागपूर./Source.—Indian Bureau of Mines, Nagpur.

2 सहाय्यक मीठ आयुक्त, भारत सरकार, मुंबई (मीठ करिता)/Assistant Salt Commissioner, Government of India, Bombay (for salt only).

N. A.—उपलब्ध नाही/Not available.

9. वापरत असलेली मोटार वाहने/MOTOR VEHICLES IN OPERATION

A-290-5.

| अनुक्रमांक Serial No. (1) | वाहनांचा प्रकार (2) | 1961 (3) | 1966 (4) | 1970 (5) | 1975 (6) | 1980 (7) | 1981 (8) | 1982 (9) | 1983** (10) | 1984** (11) | Class of vehicles (2) |
|------------------------------------|---------------------------|-------------|-------------|-------------|-------------|-------------|-------------|-------------|----------------|----------------|--------------------------|
| 1. | मोटार सायकली | 12,523* | 29,985* | 62,188* | 1,51,988* | 1,40,526 | 1,61,962 | 2,00,253 | 2,66,803 | 1,96,058 | Motor Cycles |
| 2. | स्कूटर्स | .. | .. | .. | .. | 1,63,623 | 1,84,864 | 2,07,217 | 2,58,878 | 2,26,725 | Scoters |
| 3. | मोपेड | .. | .. | .. | .. | .. | .. | .. | .. | 2,04,484 | Moped |
| 4. | मोटार गाड्या | 50,589 | 68,853 | 1,08,679 | 1,69,895 | 2,14,037 | 2,24,752 | 2,37,845 | 2,55,711 | 2,69,308 | Motor Cars |
| 5. | टक्की कॅब्स | 6,086 | 8,802 | 15,554 | 21,576 | 29,243 | 31,302 | 33,953 | 35,888 | 38,359 | Taxi Cabs |
| 6. | स्वयंचलित रिक्शा | 379 | 922 | 2,238 | 7,768 | 23,047 | 29,474 | 36,327 | 47,984 | 59,403 | Auto-rickshaw |
| 7. | स्टेज कॅरिजेस - | | | | | | | | | | Stage carriages |
| (i) | डिझेल इंजिनवर चालणाऱ्या | 3,345 | 5,136 | 7,604 | 8,621 | 12,212 | 13,789 | 15,139 | 16,540 | 17,205 | Diesel engined |
| (ii) | पेट्रोल इंजिनवर चालणाऱ्या | 790 | 548 | 197 | 91 | .. | .. | .. | .. | .. | Petrol engined |
| 8. | कॉन्ट्रॅक्ट कॅरिजेस - | | | | | | | | | | Contract carriages |
| (i) | डिझेल इंजिनवर चालणाऱ्या | .. | .. | .. | .. | 1,259 | 1,498 | 1,662 | 1,980 | 2,293 | Diesel engined |
| (ii) | पेट्रोल इंजिनवर चालणाऱ्या | .. | .. | .. | .. | .. | .. | .. | .. | .. | Petrol engined. |
| 9. | माल मोटारी - | | | | | | | | | | Lorries- |
| A. | खाजगी वाहने - | | | | | | | | | | Private carriers- |
| (i) | डिझेल इंजिनवर चालणारी | 1,302 | 5,053 | 6,908 | 18,083 | 28,083 | 23,719 | 23,318 | 32,683 | 34,082 | Diesel engined |
| (ii) | पेट्रोल इंजिनवर चालणारी | 4,641 | 6,181 | 8,458 | 7,374 | 7,644 | 7,755 | 7,731 | .. | .. | Petrol engined. |
| B. | सार्वजनिक वाहने - | | | | | | | | | | Public-carriers- |
| (i) | डिझेल इंजिनवर चालणारी | 6,486 | 14,064 | 19,977 | 37,594 | 58,756 | 63,360 | 70,803 | 92,840 | 1,02,684 | Diesel engined |
| (ii) | पेट्रोल इंजिनवर चालणारी | 10,691 | 12,037 | 12,038 | 9,951 | 10,079 | 10,250 | 10,358 | .. | .. | Petrol engined. |
| 10. | रुग्णवाहिका | 119 | 278 | 400 | 590 | 839 | 925 | 999 | 1,203 | 1,358 | Ambulances |
| 11. | शाळेच्या बसेस | 269 | 359 | 412 | 492 | 574 | 594 | 621 | 729 | 760 | School Buses. |

| (1) | (2) | (3) | (4) | (5) | (6) | (7) | (8) | (9) | (10) | (11) | (12) | | |
|-----|---------------------|-----|-----|----------|----------|----------|----------|----------|----------|----------|-----------|-----------|----------------------------|
| 12. | खाजगी प्रवासी वाहने | .. | .. | 177 | 370 | 697 | 1,322 | 2,059 | 2,171 | 2,344 | 2,663 | 2,822 | Private Services vehicles. |
| 13. | अनुयान (ट्रेलर) | .. | .. | 1,554 | 4,021 | 5,238 | 10,366 | 19,630 | 23,173 | 27,788 | 32,541 | 35,651 | Trailors. |
| 14. | ट्रॅक्टर्स | .. | .. | 899 | 3,543 | 6,163 | 11,116 | 20,691 | 24,079 | 27,880 | 33,189 | 36,217 | Tractors. |
| 15. | इतर | .. | .. | 285 | 539 | 758 | 1,387 | 1,298 | 1,319 | 1,581 | 1,994 | 2,722 | Others. |
| | एकूण | .. | .. | 1,00,144 | 1,60,746 | 2,57,539 | 4,58,214 | 7,28,589 | 8,04,986 | 9,05,819 | 10,81,626 | 12,30,131 | Total |

टीप .-प्रत्येक वर्षाच्या १ जानेवारी रोजीचे आकडे.

Note.—Figures are as on 1st January of each year.

* स्कूटर्स घरुन.

*Includes scooters also.

** मार्च अखेरचे.

** As on 31st March.

आधार.—परिवहन आयुक्त, महाराष्ट्र शासन, मुंबई.

Source.—Commissioner of Transport, Government of Maharashtra, Bombay.

10. चालू व स्थिर (१९७०-७१) किमतीनुसार महाराष्ट्राचे राज्य उत्पन्न व/दरडोई उत्पन्न

STATE INCOME AND PER CAPITA INCOME OF MAHARASHTRA AT CURRENT AND AT CONSTANT (1970-71) PRICES

| अनुक्रमांक Serial No. (1) | बाबी (2) | 1970-71 (3) | 1971-72 (4) | 1972-73 (5) | 1973-74 (6) | 1974-75 (7) | 1975-76 (8) | 1980-81* (9) | 1981-82* (10) | 1982-83* (11) | 1983-84* (12) | Items (2) |
|------------------------------------|--|----------------|----------------|----------------|----------------|----------------|----------------|-----------------|------------------|------------------|------------------|---|
| 1 | राज्य उत्पन्न (कोटी रुपयांत) | | | | | | | | | | | State Domestic product (Rs. in crore). |
| (a) | चालू किमतीनुसार .. | 3,875.5 | 4,094.4 | 4,342.2 | 5,757.9 | 7,359.3 | 7,676.6 | 13,905.8 | 15,688.4 | 17,138.6 | 19,859.5 | At current prices |
| (b) | स्थिर किमतीनुसार (१९७०-७१) | 3,875.5 | 3,982.2 | 3,776.0 | 4,229.2 | 4,627.6 | 4,859.3 | 6,060.4 | 6,332.7 | 6,550.2 | 6,857.7 | At constant (1970-71) prices. |
| 2 | दरडोई राज्य उत्पन्न (रुपये) | | | | | | | | | | | Per capita State Income (in Rs.). |
| (a) | चालू किमतीनुसार | 783.1 | 807.7 | 838.1 | 1,087.4 | 1,359.8 | 1,387.0 | 2,233.4 | 2,467.6 | 2,637.8 | 2,990.4 | At current prices. |
| (b) | स्थिर किमतीनुसार (१९७०-७१) | 783.1 | 785.6 | 728.8 | 798.7 | 855.0 | 878.4 | 970.1 | 996.1 | 1,008.2 | 1,032.6 | At constant (1970-71) prices. |
| 3 | राज्य उत्पन्नाचे निर्देशांक (१९७०-७१-१००) | | | | | | | | | | | Index number of State Income (Base : 1970-71- 100). |
| (a) | चालू किमतीनुसार | 100.0 | 105.6 | 112.0 | 148.6 | 189.9 | 198.1 | 358.8 | 404.8 | 442.2 | 512.4 | At current prices. |
| (b) | स्थिर किमतीनुसार (१९७०-७१) | 100.0 | 102.8 | 97.4 | 109.1 | 119.4 | 125.4 | 156.4 | 163.4 | 169.0 | 176.9 | At constant (1970-71) prices. |
| 4 | दरडोई उत्पन्नाचे निर्देशांक (१९७०-७१-१००) | | | | | | | | | | | Index number of per capita Income (Base : 1970-71- 100). |
| (a) | चालू किमतीनुसार | 100.0 | 103.1 | 107.0 | 138.9 | 173.6 | 177.1 | 285.2 | 315.1 | 336.8 | 381.9 | At current prices. |
| (b) | स्थिर किमतीनुसार | 100.0 | 100.3 | 93.1 | 102.0 | 109.2 | 112.2 | 123.9 | 127.2 | 128.7 | 131.9 | At constant (1970-71) prices. |

*अस्थायी. Provisional.

आधार.—अर्थ व सांख्यिकी संचालनालय, महाराष्ट्र शासन, मुंबई.

Source.—Directorate of Economics and Statistics, Government of Maharashtra, Bombay.

11. कामगारांकरिता ग्राहक किमतीचा निर्देशांक/CONSUMER PRICE INDEX NUMBERS FOR WORKING CLASS

(नवी मालिका/New Series)

| अनुक्रमांक Serial No. (1) | केन्द्र (2) | बाब (3) | 1966 (4) | 1971 (5) | 1975 (6) | 1980 (7) | 1981 (8) | 1982 (9) | 1983 (10) | Item (3) | Centre (2) |
|------------------------------------|----------------|-------------------|-------------|-------------|-------------|-------------|-------------|-------------|--------------|-------------------|---------------|
| 1 | मुंबई * | अन्न सर्व बाबी | 150 143 | 202 188 | 333 303 | 413 390 | 492 447 | 548 502 | 625 564 | Food All items | Bombay * |
| 2 | सोलापूर * | अन्न सर्व बाबी | 155 145 | 211 195 | 405 352 | 415 397 | 523 481 | 544 515 | 627 579 | Food All items | Solapur * |
| 3 | नागपूर * | अन्न सर्व बाबी | 155 144 | 208 190 | 399 336 | 403 334 | 489 454 | 534 507 | 598 558 | Food All items | Nagpur * |
| 4 | जळगांव † | अन्न सर्व बाबी | 173 155 | 202 187 | 406 345 | 425 387 | 515 459 | 534 494 | 608 554 | Food All items | Jalgaon † |
| 5 | नांदेड † | अन्न सर्व बाबी | 170 153 | 207 195 | 430 363 | 417 419 | 556 507 | 594 542 | 665 578 | Food All items | Nanded † |
| 6 | औरंगाबाद † | अन्न सर्व बाबी | 164 151 | 200 189 | 399 340 | 411 410 | 529 401 | 548 517 | 630 578 | Food All items | Aurangabad † |
| 7 | पुणे † | अन्न सर्व बाबी | 149 139 | 188 174 | 341 299 | 401 363 | 475 420 | 505 468 | 609 541 | Food All items | Pune † |

* कॅलेंडर वर्ष /Calendar year 1960—100.

† कॅलेंडर वर्ष /Calendar year 1961—100.

आधार.—कामगार आयुक्त यांचे कार्यालय, मुंबई.

Source.—Office of the Commissioner of Labour, Bombay.

निवडक निर्देशांक

| अनु- क्रमांक | जिल्हा | दर चौरस कि. मी. मागे लोकसंख्येची भौगोलिक घनता | स्त्री-पुरुष प्रमाणे (हजार पुरुषांमागे स्त्रियांची संख्या) | नागरी लोक- लोकसंख्येचे एकूण लोकसंख्येशी शेकडा प्रमाण | अनुसूचित जातीच्या लोकसंख्येची एकूण लोकसंख्येशी टक्केवारी | अनुसूचित जमातीच्या लोकसंख्येची एकूण लोकसंख्येशी टक्केवारी | बौद्धधर्मीय लोकसंख्येची एकूण लोकसंख्येशी टक्केवारी | लोकसंख्येतील दशवर्षीय शेकडा वाढ |
|-----------------|------------------|---|---|--|--|--|---|--|
| Serial No. | | Geographical density of population per Sq. Km. | Sex ratio (i.e. number of females per thousand males) (1981) | Percentage of urban population to total population (1981) | Percentage of scheduled castes population to total population (1981) | Percentage of scheduled tribes population to total population (1981) | Percentage of buddhist population to total population (1971) | Decadal growth rate of population during (1971-81) (Percentage) |
| (1) | (2) | (3) | (4) | (5) | (6) | (7) | (8) | (9) |
| 1 | बृहन्मंबई | 13,644 | 772 | 100.00 | 4.84 | 1.02 | 6.7 | 38.07 |
| 2 | ठाणे | 349 | 883 | 44.34 | 2.50 | 21.76 | 3.7 | 46.89 |
| 3 | रायगड | 208 | 1,047 | 14.12 | 1.69 | 12.80 | 4.6 | 17.69 |
| 4 | रत्नागिरी | 167 | 1,258 | 8.73 | 1.09 | 1.94 | 6.0 | 6.06 |
| 5 | सिंधुदुर्ग | 148 | 1,204 | 6.54 | 4.04 | 0.86 | * | * |
| 6 | नाशिक | 192 | 938 | 31.02 | 6.21 | 23.45 | 8.4 | 26.28 |
| 7 | धळे | 156 | 966 | 19.52 | 4.18 | 40.53 | 1.7 | 23.35 |
| 8 | जळगांव | 223 | 950 | 25.14 | 5.89 | 8.25 | 4.1 | 23.32 |
| 9 | अहमदनगर | 159 | 959 | 12.97 | 10.62 | 6.93 | 2.3 | 19.36 |
| 10 | पुणे | 266 | 938 | 47.33 | 7.54 | 3.88 | 5.2 | 31.04 |
| 11 | सातारा | 195 | 1,061 | 13.04 | 6.21 | 0.64 | 5.1 | 18.02 |
| 12 | सांगली | 213 | 967 | 21.52 | 11.16 | 0.85 | 2.3 | 18.92 |
| 13 | सोलापूर | 174 | 942 | 29.62 | 14.31 | 1.96 | 1.8 | 15.81 |
| 14 | कोल्हापूर | 323 | 963 | 25.22 | 12.23 | 1.04 | 1.0 | 22.38 |
| 15 | बीरगाबाद | 173 | 936 | 24.83 | 5.95 | 3.68 | 7.9 | 23.46 |
| 16 | जालना | 119 | 970 | 15.46 | 6.55 | 1.96 | * | * |
| 17 | परभणी | 149 | 967 | 19.87 | 5.77 | 4.60 | 11.9 | 2.141 |
| 18 | बीड | 133 | 965 | 16.28 | 11.17 | 0.87 | 3.7 | 15.54 |
| 19 | नांदेड | 166 | 960 | 18.74 | 11.03 | 10.19 | 9.8 | 25.15 |
| 20 | उस्मानाबाद | 137 | 958 | 12.64 | 14.07 | 1.88 | 4.3 | 17.61 |
| 21 | लातूर | 177 | 959 | 16.47 | 16.43 | 2.68 | * | * |
| 22 | बुलढाणा | 156 | 957 | 18.49 | 6.18 | 4.40 | 12.4 | 19.46 |
| 23 | अकोला | 173 | 949 | 24.89 | 5.51 | 6.28 | 16.2 | 21.68 |
| 24 | अमरावती | 152 | 937 | 29.25 | 6.06 | 12.98 | 11.8 | 20.78 |
| 25 | यवतमाळ | 128 | 959 | 15.04 | 4.95 | 21.30 | 8.6 | 22.04 |
| 26 | वर्धा | 147 | 948 | 24.98 | 3.93 | 15.35 | 13.9 | 18.86 |
| 27 | नागपूर | 260 | 925 | 56.75 | 7.05 | 13.65 | 13.3 | 33.26 |
| 28 | भंडारा | 199 | 997 | 13.10 | 9.75 | 16.22 | 9.0 | 15.89 |
| 29 | चंद्रपूर | 135 | 959 | 17.36 | 6.39 | 21.07 | 9.8 | 25.33 |
| 30 | गडचिरोली | 41 | 981 | 2.43 | 6.86 | 39.32 | * | * |
| | महाराष्ट्र राज्य | 204 | 937 | 35.03 | 7.14 | 9.19 | 6.3 | 24.54 |

*पुनर्रचित जिल्ह्यांची माहिती स्वतंत्रपणे उपलब्ध नाही.

Selected Indicators, 1982-83

| गावाची सरासरी लोकसंख्या (दर गावामागे ग्रामीण लोकसंख्या) | तालुक्यातील गावांची सरासरी संख्या | तालुक्यातील सरासरी लोकसंख्या (हजारात) | मुख्यतः काम करणाऱ्यांची एकूण लोकसंख्येची टक्केवारी | शेत मजुरा-व्यतिरिक्त इतर काम करणाऱ्यांची एकूण काम करणाऱ्यांची टक्केवारी | काम करणाऱ्या स्त्रियांचा सहभाग (दर) | साक्षरतेची टक्केवारी | | | District |
|--|--|---|---|---|---------------------------------------|-----------------------------|----------|-------|-------------------|
| | | | | | | पुरुष | स्त्रिया | एकूण | |
| Average village size (rural population per village) (1981) | Average number of villages per tahsil (1981) | Average population per tahsil (Thousand) (1981) | Percentage of main workers to total population (1981) | Percentage of other than agricultural workers to total workers (1981) | Female work participation rate (1981) | Percentage of Literacy-1981 | | | |
| (10) | (11) | (12) | (13) | (14) | (15) | Male | Female | Total | (2) |
| 1,068 | 134 | 2,748 | 34.70 | 99.8 | 8.97 | 73.91 | 60.75 | 68.18 | Greater Bombay |
| 699 | 131 | 258 | 37.83 | 58.9 | 23.23 | 59.64 | 40.15 | 50.50 | Thane |
| 953 | 154 | 106 | 37.63 | 33.8 | 33.30 | 57.42 | 34.27 | 45.59 | Raigad |
| * | 98 | 153 | 34.06 | 26.3 | 36.35 | 9.62 | 38.15 | 47.75 | Ratnagiri |
| | | 111 | * | * | * | * | * | * | Sindhudurg |
| 1,185 | 134 | 230 | 40.77 | 31.2 | 34.65 | 56.09 | 31.85 | 44.36 | Nashik |
| 1,088 | 152 | 205 | 38.01 | 22.0 | 33.52 | 48.61 | 26.01 | 37.51 | Dhule |
| 1,329 | 113 | 201 | 39.57 | 24.2 | 31.92 | 61.19 | 34.39 | 48.14 | Jalgaon |
| 1,568 | 116 | 208 | 41.55 | 24.2 | 37.69 | 56.51 | 29.24 | 43.16 | Ahmednagar |
| 1,251 | 125 | 297 | 34.95 | 52.3 | 25.24 | 65.16 | 42.14 | 54.03 | Pune |
| 1,251 | 129 | 185 | 33.56 | 28.7 | 34.68 | 61.39 | 35.67 | 48.15 | Satara |
| 2,030 | 89 | 229 | 34.16 | 29.8 | 24.36 | 59.70 | 33.60 | 46.87 | Sangli |
| 1,669 | 100 | 236 | 37.66 | 36.0 | 29.02 | 53.61 | 26.96 | 40.68 | Solapur |
| 1,570 | 97 | 205 | 36.76 | 32.4 | 28.83 | 59.45 | 30.79 | 45.36 | Kolhapur |
| 968 | 157 | 199 | 41.22 | 22.9 | 35.98 | 50.80 | 19.96 | 35.80 | Aurangabad |
| * | | | * | * | * | * | * | * | Jalna |
| 920 | 180 | 205 | * | * | * | * | * | * | Parbhani |
| 1,000 | 203 | 235 | 44.32 | 20.3 | 39.91 | 44.67 | 15.53 | 30.33 | Beed |
| 998 | 173 | 202 | 40.36 | 21.1 | 36.26 | 45.82 | 17.27 | 31.79 | Nanded |
| 1,236 | 178 | 219 | 40.60 | 22.9 | 41.26 | 43.32 | 15.67 | 29.78 | Osmanabad |
| * | 117 | 172 | 38.87 | 19.7 | 34.39 | 48.73 | 21.40 | 35.36 | |
| | | | * | * | * | * | * | * | Latur |
| 966 | 175 | 259 | * | * | * | * | * | * | Buldana |
| 888 | 98 | 116 | 57.62 | 16.2 | 43.92 | 58.68 | 29.97 | 44.64 | Akola |
| 776 | 119 | 141 | 42.38 | 20.5 | 34.80 | 59.54 | 35.45 | 47.82 | Amravati |
| 843 | 131 | 143 | 40.46 | 23.0 | 30.83 | 60.50 | 42.55 | 51.82 | Yavatmal |
| | 125 | 124 | 46.04 | 16.3 | 41.76 | 51.21 | 26.86 | 39.29 | |
| 685 | 145 | 132 | 42.87 | 23.1 | 35.31 | 61.01 | 40.53 | 51.05 | Wardha |
| 675 | 118 | 185 | 35.59 | 52.9 | 25.07 | 63.74 | 44.62 | 54.56 | Nagpur |
| 983 | 125 | 141 | 49.93 | 27.6 | 46.39 | 58.31 | 29.49 | 43.92 | Bhandara |
| 602 | 147 | 141 | 49.13 | 23.0 | 43.22 | 46.73 | 22.22 | 34.69 | Chandrapur |
| * | 189 | 80 | * | * | * | * | * | * | Gadchiroli |
| 1,037 | 132 | 209 | 38.71 | 38.2 | 30.63 | 58.79 | 34.79 | 47.18 | Maharashtra State |

*The information of the reorganised districts is not separately available.

| अनु- क्रमांक | जिल्हा | साक्षरतेची टक्केवारी | | नेहमीचा पाऊस (मिलीमिटर- मध्ये) | दर लाख लोकसंख्येमागे शैक्षणिक संस्थांची संख्या | दर लाख लोकसंख्येमागे पटावरील विद्यार्थ्यांची संख्या | दर हजार लोकसंख्येमागे प्राथमिक विद्यार्थ्यांची पटावरील संख्या | पूर्व-प्राथमिक, प्राथमिक, माध्यमिक शाळातील एकूण शिक्षकांशी प्रशिक्षित शिक्षकांची टक्केवारी | प्राथमिक शाळातील शिक्षक- विद्यार्थी प्रमाण |
|------------------|--------------------------------|----------------------|--------------------------------|--|---|---|--|--|--|
| | | अनुसूचित जाती | अनुसूचित जमाती | | | | | | |
| Serial No. | Percentage of literacy 1981 | | Normal rainfall (in mm.) | Number of educational institutions per lakh of population (1982-83) | Number of student enrolment per lakh of population (1982-83) | Number of primary and secondary school students enrolment per 1000 population (1982-83) | Percentage of trained teachers to total no. of teachers (pre-primary, primary and secondary) (1982-83) | Teacher- pupil ratio (Primary) (1982-83) | |
| | Scheduled castes | Scheduled tribes | | | | | | | |
| (1) | (2) | (19) | (20) | (21) | (22) | (23) | (24) | (25) | (26) |
| 1 | बुध्नुंबई | 50.56 | 49.07 | 1,805 | 39 | 21,682 | 174 | 95.6 | 37 |
| 2 | ठाणे | 43.70 | 14.41 | 2,259 | 85 | 20,421 | 178 | 86.4 | 41 |
| 3 | रायगड | 46.42 | 16.46 | 2,966 | 164 | 22,268 | 199 | 88.9 | 36 |
| 4 | रत्नागिरी | 38.65 | 10.20 | 3,306 | 175 | 21,685 | 202 | 93.1 | 32 |
| 5 | सिंधुदुर्ग | * | * | * | 180 | 23,781 | 207 | 93.2 | 29 |
| 6 | नाशिक | 41.86 | 16.74 | 1,022 | 90 | 21,190 | 185 | 95.1 | 39 |
| 7 | धुळे | 37.15 | 15.26 | 674 | 99 | 18,915 | 163 | 95.1 | 38 |
| 8 | जळगाव | 34.58 | 19.94 | 741 | 80 | 21,681 | 186 | 95.5 | 39 |
| 9 | अहमदनगर | 35.43 | 16.87 | 579 | 102 | 21,300 | 186 | 95.3 | 37 |
| 10 | पुणे | 41.71 | 27.80 | 1,150 | 93 | 23,920 | 196 | 92.2 | 41 |
| 11 | सातारा | 39.61 | 29.66 | 803 | 121 | 24,683 | 214 | 96.5 | 36 |
| 12 | सांगली | 37.52 | 40.19 | 625 | 87 | 23,012 | 200 | 94.5 | 36 |
| 13 | सोलापूर | 29.75 | 31.64 | 584 | 84 | 19,522 | 173 | 94.4 | 37 |
| 14 | कोल्हापूर | 35.01 | 34.36 | 1,932 | 92 | 22,164 | 194 | 95.1 | 39 |
| 15 | बीरंगाबाद | 23.90 | 16.86 | 726 | 105 | 19,215 | 172 | 87.5 | 39 |
| 16 | जालना | * | * | * | 107 | 13,880 | 132 | 87.0 | 40 |
| 17 | परभणी | 18.99 | 16.78 | 821 | 100 | 15,239 | 142 | 85.8 | 41 |
| 18 | बीड | 21.19 | 17.69 | 668 | 120 | 16,852 | 159 | 89.4 | 41 |
| 19 | नांदेड | 20.00 | 20.53 | 901 | 109 | 16,498 | 150 | 86.3 | 39 |
| 20 | उस्मानाबाद | 24.13 | 23.21 | 810 | 88 | 19,185 | 177 | 93.5 | 37 |
| 21 | लातूर | * | * | * | 193 | 20,231 | 190 | 93.1 | 41 |
| 22 | बुलढाणा | 31.65 | 27.15 | 803 | 100 | 18,556 | 164 | 96.7 | 39 |
| 23 | अकोला | 34.37 | 33.56 | 847 | 102 | 20,004 | 175 | 96.0 | 38 |
| 24 | अमरावती | 41.45 | 25.68 | 877 | 101 | 21,884 | 185 | 95.0 | 37 |
| 25 | यवतमाळ | 33.75 | 24.35 | 992 | 118 | 18,910 | 167 | 92.6 | 39 |
| 26 | बघा | 42.69 | 34.77 | 1,090 | 119 | 22,771 | 191 | 95.1 | 38 |
| 27 | नागपूर | 46.28 | 42.63 | 1,175 | 93 | 23,443 | 185 | 96.2 | 40 |
| 28 | भंडारा | 48.32 | 33.13 | 1,446 | 92 | 19,379 | 169 | 92.0 | 42 |
| 29 | चंद्रपूर | 33.24 | 22.27 | 1,398 | 110 | 19,059 | 168 | 90.1 | 39 |
| 30 | गडचिरोली | * | * | * | 134 | 13,247 | 126 | 70.5 | 36 |
| महाराष्ट्र राज्य | | 35.55 | 22.29 | | 95 | 20,741 | 179 | 93.2 | 38 |

*पुनर्रचित जिल्हांची माहिती स्वतंत्रपणे उपलब्ध नाही.

| माध्यमिक शाळांतील शिक्षक- विद्यार्थी प्रमाण | दर लाख लोक संख्येमागे छाप- खात्यांची संख्या | दर लाख लोक संख्येमागे नियत- कालिकांची संख्या | दर लाख लोक संख्यामागे रुग्णालयांची संख्या | दर लाख लोक संख्येमागे सार्वजनिक सहाय्यित वैद्यकीय संस्थातील खाटांची संख्या | दर लाख लोक संख्ये मागे सर्व प्रकारच्या रोगांमुळे झालेल्या †मृतांची संख्या | कसलेल्या निव्वळ क्षेत्राची एकूण भौगोलिक क्षेत्राशी टक्केवारी | एकापेक्षा अधिक वेळा लागवड केलेल्या क्षेत्राची कसलेल्या निव्वळ क्षेत्राशी टक्केवारी | अन्नधान्य पिकांखालील निव्वळ क्षेत्राची एकूण लागवडी खालील क्षेत्राशी टक्केवारी | District |
|---|---|---|--|---|--|--|--|---|-------------------|
| Teacher- pupil ratio (Sec- ondary) (1982-83) | Numbers of printing presses per lakh of popula- tion (1982-83) | Number of periodi- cals per lakh of population (1982-83) | Number of hospitals per lakh of population (1982-83) | Number of beds in public aided medical institutions per lakh of population (1982-83) | †Number of deaths by all diseases per lakh of population (1982-83) | Percentage of net area sown to geographical area (1982-83) | Percentage of area sown more than once to net area sown (1982-83) | Percentage of net area under foodgrains to total gross cropped area (1982-83) | (2) |
| (27) | (28) | (29) | (30) | (31) | (32) | (33) | (34) | (35) | (2) |
| 30 | 34.9 | 13.6 | 3 | 341 | 814 | 17.4 | 4.5 | 13.0 | Greater Bombay |
| 32 | 7.4 | 3.3 | 1 | 158 | 371 | 28.1 | 4.8 | 71.2 | Thane |
| 28 | 5.7 | 4.9 | 1 | 85 | 431 | 28.4 | 17.6 | 84.3 | Raigad |
| 27 | 2.2 | 1.5 | 1 | 85 | 582 | 27.8 | 6.4 | 64.7 | Ratnagiri |
| 27 | * | 1.7 | * | * | 734 | * | * | * | Sindhudurg |
| 30 | 8.4 | 4.3 | 1 | 82 | 593 | 59.6 | 2.0 | 75.8 | Nashik |
| 33 | 6.3 | 1.5 | 2 | 67 | 612 | 51.2 | 1.2 | 71.6 | Dhule |
| 29 | 7.4 | 3.0 | 2 | 72 | 604 | 70.7 | 17.1 | 63.5 | Jalgaon |
| 32 | 8.5 | 1.5 | 2 | 101 | 517 | 71.7 | 7.6 | 71.2 | Ahmednagar |
| 33 | 15.0 | 8.5 | 1 | 268 | 580 | 64.3 | 12.1 | 70.6 | Pune |
| 30 | 10.0 | 2.1 | 2 | 89 | 570 | 54.1 | 14.2 | 72.5 | Satara |
| 29 | 10.1 | 3.1 | 2 | 142 | 545 | 69.5 | 8.5 | 63.7 | Sangli |
| 30 | 9.7 | 2.2 | 3 | 153 | 563 | 74.3 | 6.9 | 83.5 | Solapur |
| 30 | 15.9 | 3.5 | 2 | 91 | 593 | 50.6 | 11.6 | 53.2 | Kolhapur |
| 27 | 7.4 | 4.9 | 1 | 85 | 370 | 79.5 | 18.0 | 72.8 | Aurangabad |
| 28 | * | 2.4 | * | * | 334 | * | * | * | Jalna |
| 30 | 2.2 | 2.1 | 1 | 47 | 346 | 80.5 | .. | 63.1 | Parbhani |
| 27 | 2.5 | 2.5 | 1 | 70 | 386 | 71.0 | 14.6 | 78.6 | Beed |
| 28 | 1.6 | 1.9 | 1 | 56 | 432 | 72.2 | 5.8 | 61.7 | Nanded |
| 28 | 2.2 | 1.0 | 1 | 39 | 342 | 81.4 | 18.3 | 69.8 | Osmanabad |
| 27 | * | 1.3 | * | * | * | * | * | * | Latur |
| 30 | 4.7 | 3.0 | 2 | 59 | 600 | 70.1 | 14.9 | 54.6 | Buldana |
| 31 | 7.3 | 4.4 | 2 | 99 | 450 | 78.4 | 7.9 | 55.3 | Akola |
| 31 | 3.7 | 5.0 | 2 | 183 | 523 | 58.9 | 8.0 | 45.6 | Amravati |
| 30 | 3.4 | 3.2 | 1 | 71 | 470 | 63.3 | 2.4 | 47.2 | Yavatmal |
| 32 | 2.3 | 7.0 | 2 | 188 | 574 | 67.8 | 3.1 | 51.7 | Wardha |
| 34 | 13.0 | 5.5 | 2 | 215 | 501 | 55.0 | 11.8 | 65.9 | Nagpur |
| 33 | 1.9 | 2.2 | 2 | 55 | 729 | 38.1 | 28.9 | 90.8 | Bhandara |
| 33 | 4.0 | 2.2 | 1 | 63 | 544 | 26.3 | 13.4 | 81.1 | Chandrapur |
| 32 | * | * | * | * | * | * | * | * | Gadchiroli |
| 30 | 11.0 | 4.8 | 2 | 143 | 556 | 59.5 | 10.0 | 67.6 | Maharashtra State |

*The information of the reorganised district is not separately available.

†The registered deaths are low due to under registration of death.

†मृत्युची संपूर्ण नोंद न झाल्यामुळे नोंदलेल्या मृत्युची संख्या कमी आहे.

प्रमुख पिकांचे दर हेक्टरी
Average yield per hectare of

| अनु- क्रमांक | जिल्हा | तांदूळ | गहू | ज्वारी | बाजरी | एकूण तृणधान्ये All cereals | तूर | हरभरा | एकूण कडधान्ये All pulses | एकूण तृणधान्ये आणि कडधान्ये All cereals and pulses |
|-----------------|------------------|--------|-------|--------|-------|-------------------------------------|-------|-------|-----------------------------------|---|
| Seiral No. | | Rice | Wheat | Jowar | Bajri | | Tur | Gram | | |
| (1) | (2) | (36) | (37) | (38) | (39) | (40) | (41) | (42) | (43) | (44) |
| 1 | बहुमंबई | 1,667 | .. | .. | .. | 1,667 | .. | .. | .. | 1,667 |
| 2 | ठाणे | 1,782 | .. | .. | .. | 1,649 | 333 | 333 | 305 | 1,519 |
| 3 | रायगड | 1,866 | .. | .. | .. | 1,721 | 350 | 333 | 246 | 1,594 |
| 4 | रत्नागिरी | 1,682 | .. | .. | .. | 1,281 | .. | .. | 192 | 1,244 |
| 5 | सिंधुदुर्ग | 1,570 | .. | .. | .. | 1,506 | 333 | .. | 227 | 1,358 |
| 6 | नाशिक | 1,062 | 687 | 570 | 278 | 499 | 833 | 429 | 339 | 475 |
| 7 | धुळे | 616 | 740 | 599 | 467 | 571 | 611 | 402 | 343 | 519 |
| 8 | जळगांव | 1,471 | 1,061 | 1,141 | 484 | 968 | 606 | 379 | 450 | 801 |
| 9 | अहमदनगर | 1,493 | 1,150 | 376 | 190 | 410 | 493 | 327 | 314 | 406 |
| 10 | पुणे | 1,408 | 1,066 | 374 | 377 | 523 | 354 | 405 | 344 | 509 |
| 11 | सातारा | 1,528 | 1,180 | 795 | 145 | 741 | 358 | 353 | 333 | 690 |
| 12 | सांगली | 1,720 | 619 | 744 | 125 | 658 | 355 | 317 | 297 | 599 |
| 13 | सोलापूर | 1,488 | 761 | 188 | 146 | 244 | 345 | 241 | 261 | 245 |
| 14 | कोल्हापूर | 1,892 | 1,006 | 1,354 | 77 | 1,431 | 736 | 468 | 493 | 1,327 |
| 15 | औरंगाबाद | 587 | 719 | 505 | 472 | 534 | 331 | 238 | 270 | 721 |
| 16 | जालना | 564 | 710 | 663 | 336 | 624 | 301 | 270 | * | * |
| 17 | परभणी | 674 | 806 | 780 | 404 | 771 | 505 | 275 | 357 | 644 |
| 18 | बीड | 700 | 591 | 518 | 344 | 488 | 554 | 378 | 383 | 473 |
| 19 | नांदेड | 734 | 719 | 1,364 | 417 | 1,221 | 532 | 278 | 424 | 1,027 |
| 20 | उस्मानाबाद | 627 | 721 | 832 | 381 | 789 | 391 | 404 | 337 | 660 |
| 21 | लातूर | * | * | * | * | * | * | 351 | * | * |
| 22 | बुलढाणा | 656 | 655 | 1,247 | 396 | 1,148 | 525 | 407 | 331 | 884 |
| 23 | अकोला | 646 | 639 | 740 | 389 | 719 | 832 | 197 | 460 | 635 |
| 24 | अमरावती | 519 | 691 | 1,346 | 371 | 1,143 | 706 | 420 | 546 | 994 |
| 25 | यवतमाळ | 697 | 890 | 1,382 | 400 | 1,287 | 1,037 | 281 | 655 | 1,118 |
| 26 | वर्धा | 1,258 | 1,202 | 1,273 | 400 | 1,255 | 1,255 | 250 | 820 | 1,151 |
| 27 | नागपूर | 1,100 | 670 | 865 | 250 | 845 | 414 | 345 | 353 | 755 |
| 28 | भंडारा | 875 | 628 | 516 | .. | 819 | 400 | 370 | 247 | 737 |
| 29 | चंद्रपूर | 1,217 | 483 | 463 | 500 | 852 | 404 | 302 | 218 | 739 |
| 30 | गडचिरोली | 1,207 | * | * | * | * | * | 293 | * | * |
| | महाराष्ट्र राज्य | 1,311 | 785 | 700 | 320 | 748 | 586 | 339 | 374 | 677 |

*पुनर्रचित जिल्हांची माहिती स्वतंत्रपणे उपलब्ध नाही

Selected Indicators, 1982-83—contd.

उत्पादन (किलोग्रॅम)
Principal crops (Kg.) (1982-83)वहिले धारण जमिनीच्या आकार वर्गाप्रमाणे धारण
जमिनीची टक्केवारी (हेक्टरात)
Percentage distribution of holding by size class (in hectare)
of operational holdings (1980-81)

| कापूस | भूईमूग | ऊस (गुळात) | तंबाखू | अन्नधान्याचे दरडोई उत्पादन (किलोग्रॅम) | वहिले धारण जमिनीचे सरासरी क्षेत्र (हेक्टरात) | पर्यंत | 1-2 | 2-4 | 4-5 | 5-10 | District |
|--------|----------------|-------------------------|---------|---|--|--------|-------|-------|-------|-------|-------------------|
| Cotton | Ground- nut | Sugar- cane (Gur) | Tobacco | Foodgrains production per capita (in Kg.) (1981-82) | Average size of operational holdings in hectare (1980-81) | Upto 1 | (52) | (53) | (54) | (55) | (2) |
| (45) | (46) | (47) | (48) | (49) | (50) | (51) | (52) | (53) | (54) | (55) | (2) |
| .. | .. | .. | .. | 0.2 | 0.68 | 80.55 | 13.00 | 5.27 | 0.27 | 0.55 | Greater Bombay |
| .. | 1,000 | .. | .. | 85.1 | 2.31 | 46.96 | 20.76 | 16.91 | 4.12 | 7.85 | Thane |
| .. | 1,000 | .. | .. | 200.7 | 1.70 | 56.12 | 20.34 | 14.12 | 2.70 | 4.96 | Raigad |
| .. | 1,000 | .. | .. | 128.7 | 2.69 | 43.74 | 17.29 | 18.81 | 5.24 | 10.47 | Ratnagiri |
| .. | 1,211 | .. | .. | 158.7 | 2.26 | 56.92 | 14.61 | 14.04 | 3.50 | 7.36 | Sindhudurg |
| 201 | 430 | 9,735 | .. | 111.7 | 3.62 | 21.28 | 19.32 | 27.51 | 8.87 | 17.32 | Nashik |
| 131 | 465 | 7,887 | .. | 131.2 | 3.68 | 15.22 | 24.07 | 27.37 | 8.55 | 20.95 | Dhule |
| 126 | 563 | 7,752 | .. | 182.0 | 3.16 | 20.20 | 26.34 | 27.08 | 7.93 | 14.94 | Jalgaon |
| 246 | 1,021 | 8,106 | 1,000 | 173.4 | 3.31 | 3.78 | 12.67 | 24.84 | 11.21 | 21.36 | Ahmednagar |
| 307 | 901 | 8,591 | .. | 94.0 | 3.13 | 30.90 | 21.29 | 23.53 | 6.38 | 12.49 | Pune |
| 217 | 1,204 | 7,929 | 1,000 | 155.3 | 1.99 | 47.15 | 22.31 | 18.47 | 3.94 | 6.33 | Satara |
| 208 | 820 | 8,932 | 560 | 131.2 | 2.54 | 39.30 | 21.98 | 20.58 | 4.93 | 9.51 | Sangli |
| 262 | 1,346 | 9,696 | 667 | 91.1 | 4.63 | 15.65 | 17.70 | 26.09 | 8.64 | 21.51 | Solapur |
| 170 | 1,200 | 9,414 | 556 | 128.5 | 1.55 | 56.90 | 20.24 | 14.85 | 2.77 | 4.15 | Kolhapur |
| 109 | 569 | 8,164 | .. | .. | 3.74 | 15.56 | 21.18 | 30.26 | 8.70 | 18.54 | Aurangabad |
| 122 | 899 | 7,583 | .. | .. | 4.16 | 12.26 | 20.92 | 28.88 | 9.20 | 21.38 | Jalna |
| 114 | 857 | 6,540 | .. | 242.5 | 3.80 | 12.60 | 21.74 | 30.47 | 9.70 | 20.67 | Parbhani |
| 130 | 541 | 7,874 | 500 | 230.8 | 3.64 | 17.46 | 21.63 | 28.76 | 8.50 | 17.55 | Beed |
| 140 | 841 | 6,951 | 1,000 | 278.3 | 3.38 | 17.97 | 23.30 | 29.75 | 8.54 | 16.75 | Nanded |
| 91 | 719 | 7,981 | 667 | 259.9 | 4.71 | 11.94 | 19.49 | 25.47 | 9.43 | 23.25 | Osmanabad |
| * | 625 | * | * | * | 4.40 | 10.14 | 20.66 | 28.69 | 9.41 | 22.14 | Latur |
| 65 | 341 | 5,667 | .. | 241.4 | 3.19 | 20.76 | 26.84 | 27.87 | 7.09 | 12.79 | Buldana |
| 66 | 801 | 5,200 | .. | 166.7 | 3.45 | 16.05 | 28.55 | 29.36 | 6.31 | 14.12 | Akola |
| 83 | 865 | 6,500 | .. | 183.7 | 2.99 | 21.64 | 30.29 | 26.81 | 6.16 | 11.27 | Amravati |
| 103 | 534 | 5,900 | .. | 258.4 | 4.14 | 6.72 | 24.38 | 33.31 | 9.55 | 18.81 | Yavatmal |
| 1,650 | 1,241 | 6,500 | .. | 273.7 | 4.04 | 9.81 | 28.18 | 29.77 | 8.70 | 17.92 | Wardha |
| 118 | 958 | 6,500 | 1,000 | 113.1 | 3.52 | 15.38 | 26.04 | 28.86 | 8.50 | 16.27 | Nagpur |
| .. | 1,091 | 4,600 | .. | 160.3 | 1.66 | 49.84 | 25.17 | 16.17 | 2.95 | 4.77 | Bhandara |
| 92 | 1,000 | 7,000 | 667 | 219.1 | 2.99 | 28.58 | 22.05 | 24.77 | 7.19 | 13.47 | Chandrapur |
| * | * | * | * | * | 2.40 | 30.54 | 27.53 | 25.60 | 5.49 | 8.64 | Gadchiroli |
| 104 | 769 | 8,538 | 582 | 142.0 | 13.11 | 28.06 | 22.45 | 24.57 | 6.70 | 13.58 | Maharashtra State |

The information of the reorganised district is not separately available.

| अनु- क्रमांक Serial No. | जिल्हा | वहित धारण जमिनीच्या आकार वंर्गाप्रमाणे Percentage distribution of holdings | | | | | | |
|----------------------------------|------------------|---|-------|--------------------------|---------------|------------------|-------|-------|
| | | 10—20 | 20—50 | आणि अधिक 50 and above | एकूण Total | पर्यंत Upto 1 | 1—2 | 2—4 |
| (1) | (2) | (56) | (57) | (58) | (59) | (60) | (61) | (62) |
| 1 | बुध्नुंबई | 0.27 | 0.09 | .. | 100.00 | 37.80 | 26.81 | 20.65 |
| 2 | ठाणे | 2.92 | 0.53 | 0.05 | 100.00 | 9.01 | 13.52 | 20.69 |
| 3 | रायगड | 1.42 | 0.30 | 0.04 | 100.00 | 14.71 | 17.15 | 22.74 |
| 4 | रत्नागिरी | 3.57 | 0.83 | 0.05 | 100.00 | 6.34 | 9.69 | 20.35 |
| 5 | सिधुदुर्ग | 2.77 | 0.76 | 0.24 | 100.00 | 8.74 | 9.53 | 17.36 |
| 6 | नाशिक | 5.04 | 0.64 | 0.02 | 100.00 | 2.96 | 8.29 | 22.23 |
| 7 | धुळे | 3.56 | 0.27 | 0.01 | 100.00 | 2.64 | 9.84 | 21.18 |
| 8 | जळगांव | 3.31 | 0.20 | .. | 100.00 | 3.78 | 12.67 | 24.84 |
| 9 | अहमदनगर | 14.09 | 1.50 | 0.05 | 100.00 | 24.60 | 21.76 | 28.44 |
| 10 | पुणे | 4.54 | 0.81 | 0.06 | 100.00 | 4.85 | 9.79 | 21.41 |
| 11 | सातारा | 1.53 | 0.25 | 0.02 | 100.00 | 10.33 | 16.97 | 26.27 |
| 12 | सांगली | 3.16 | 0.53 | 0.01 | 100.00 | 7.17 | 12.68 | 23.00 |
| 13 | सोलापूर | 8.90 | 1.45 | 0.05 | 100.00 | 1.81 | 5.86 | 16.34 |
| 14 | कोल्हापूर | 0.91 | 0.15 | 0.03 | 100.00 | 15.92 | 19.05 | 26.64 |
| 15 | औरंगाबाद | 5.40 | 0.35 | 0.01 | 100.00 | 2.69 | 9.01 | 23.21 |
| 16 | जालना | 6.96 | 0.39 | 0.01 | 100.00 | 1.86 | 8.53 | 20.63 |
| 17 | परभणी | 4.47 | 0.34 | 0.01 | 100.00 | 2.19 | 8.90 | 22.94 |
| 18 | बीड | 5.24 | 0.51 | 0.02 | 100.00 | 2.74 | 8.85 | 22.59 |
| 19 | नांदेड | 3.47 | 0.22 | .. | 100.00 | 3.30 | 10.38 | 25.05 |
| 20 | उस्मानाबाद | 9.29 | 1.09 | 0.04 | 100.00 | 1.53 | 6.83 | 16.45 |
| 21 | लातूर | 8.21 | 0.74 | 0.01 | 100.00 | 1.52 | 6.95 | 18.71 |
| 22 | बुलडाणा | 4.19 | 0.45 | 0.01 | 100.00 | 4.44 | 12.61 | 24.44 |
| 23 | अकोला | 5.12 | 0.48 | 0.01 | 100.00 | 3.16 | 13.09 | 23.86 |
| 24 | अमरावती | 3.49 | 0.33 | 0.01 | 100.00 | 5.00 | 15.49 | 25.83 |
| 25 | यवतमाळ | 6.56 | 0.66 | 0.01 | 100.00 | 1.27 | 9.10 | 23.16 |
| 26 | वर्धा | 5.12 | 0.48 | 0.02 | 100.00 | 1.92 | 10.73 | 22.45 |
| 27 | नागपूर | 4.44 | 0.49 | 0.02 | 100.00 | 2.72 | 11.07 | 23.58 |
| 28 | भंडारा | 0.98 | 0.11 | 0.01 | 100.00 | 14.40 | 22.10 | 26.85 |
| 29 | चंद्रपूर | 3.57 | 0.36 | 0.01 | 100.00 | 5.70 | 10.78 | 23.27 |
| 30 | गडचिरोली | 1.99 | 0.20 | 0.01 | 100.00 | 6.72 | 16.70 | 28.94 |
| | महाराष्ट्र राज्य | 4.11 | 0.50 | 0.03 | 100.00 | 4.56 | 10.03 | 22.55 |

*पुनर्रचित जिल्ह्याची माहिती स्वतंत्रपणे उपलब्ध नाही.

Selected Indicators, 1982-83—contd.

(हेक्टरात) धारण जमिनीची टक्केवारी
by size class (in hectare) of operational holdings (1982-83)

| 4-5 | 5-10 | 10-20 | 20-50 | ५० आणि अधिक 50 and above | एकूण Total | दर शेतमजुरा- मागे कसलेले निव्वळ क्षेत्र (हेक्टरात) Net area sown per agricultural worker (hectare) (1982-83) | District |
|-------|-------|-------|-------|--------------------------------|---------------|---|-------------------|
| (63) | (64) | (65) | (66) | (67) | (68) | (69) | (2) |
| 1.74 | 4.42 | 5.50 | 3.08 | .. | 100.00 | 2.7 | Greater Bombay |
| 7.96 | 23.33 | 16.84 | 6.28 | 2.37 | 100.00 | 1.6 | Thane |
| 7.23 | 19.81 | 11.26 | 4.80 | 2.30 | 100.00 | 2.5 | Raigad |
| 8.53 | 26.75 | 18.30 | 8.51 | 1.53 | 100.00 | 6.0 | Ratnagiri |
| 6.90 | 22.52 | 16.71 | 9.54 | 8.70 | 100.00 | * | Sindhudurg |
| 11.06 | 32.71 | 17.81 | 4.33 | 0.61 | 100.00 | 2.9 | Nashik |
| 10.32 | 39.98 | 13.84 | 1.91 | 0.29 | 100.00 | 2.3 | Dhule |
| 11.21 | 31.86 | 14.09 | 1.50 | 0.05 | 100.00 | 1.9 | Jalgaon |
| 7.05 | 13.22 | 4.26 | 0.63 | 0.04 | 100.00 | 3.8 | Ahmednagar |
| 9.03 | 27.52 | 18.82 | 6.82 | 1.76 | 100.00 | 5.1 | Pune |
| 8.84 | 21.93 | 10.66 | 3.31 | 1.69 | 100.00 | 4.6 | Satara |
| 8.54 | 25.66 | 16.97 | 5.35 | 0.63 | 100.00 | 4.3 | Sangli |
| 8.35 | 32.40 | 20.28 | 7.96 | 1.00 | 100.00 | 3.8 | Solapur |
| 8.00 | 17.95 | 7.68 | 2.55 | 2.21 | 100.00 | 3.0 | Kolhapur |
| 10.48 | 33.82 | 18.33 | 2.20 | 0.26 | 100.00 | 4.1 | Aurangabad |
| 10.01 | 35.37 | 21.36 | 2.19 | 0.05 | 100.00 | * | Jalna |
| 11.26 | 36.60 | 15.85 | 2.14 | 0.12 | 100.00 | 3.1 | Parbhani |
| 10.33 | 33.26 | 18.29 | 3.50 | 0.44 | 100.00 | 4.2 | Beed |
| 11.43 | 33.99 | 14.22 | 1.57 | 0.06 | 100.00 | 2.8 | Nanded |
| 8.84 | 34.03 | 25.79 | 5.94 | 0.59 | 100.00 | 3.5 | Osmanabad |
| 9.56 | 35.01 | 24.23 | 3.95 | 0.07 | 100.00 | * | Latur |
| 9.97 | 27.43 | 17.50 | 3.44 | 0.17 | 100.00 | 2.2 | Buldana |
| 8.26 | 28.50 | 19.54 | 3.31 | 0.26 | 100.00 | 2.1 | Akola |
| 9.25 | 26.13 | 15.19 | 2.81 | 0.30 | 100.00 | 1.8 | Amravati |
| 10.39 | 31.41 | 20.45 | 3.94 | 0.28 | 100.00 | 2.0 | Yavatmal |
| 10.36 | 33.17 | 17.69 | 3.19 | 0.49 | 100.00 | 2.1 | Wardha |
| 10.83 | 31.46 | 16.32 | 3.53 | 0.49 | 100.00 | 2.2 | Nagpur |
| 7.93 | 19.23 | 7.50 | 1.75 | 0.14 | 100.00 | 1.6 | Bhandara |
| 10.72 | 30.76 | 15.36 | 3.04 | 0.37 | 100.00 | 2.6 | Chandrapur |
| 10.11 | 24.22 | 10.71 | 2.71 | 0.43 | 100.00 | * | Gadchiroli |
| 9.62 | 29.93 | 17.42 | 4.10 | 0.89 | 100.00 | 2.8 | Maharashtra State |

* The information of the reorganised district is not separately available.

| अनु- क्रमांक | जिल्हा | दर १०० हेक्टर कसलेल्या निव्वळ क्षेत्रामागे लाकडी नांगरांची संख्या. | दर १०० हेक्टर कसलेल्या निव्वळ क्षेत्रामागे लोखंडी नांगरांची संख्या | दर १०० हेक्टर कसलेल्या निव्वळ क्षेत्रामागे ट्रॅक्टरांची संख्या | सिंचनाखालील निव्वळ क्षेत्राची कसलेल्या निव्वळ क्षेत्राशी टक्केवारी | सिंचनाखालील (एकूण) क्षेत्राची लागवडी खालील एकूण क्षेत्राशी टक्केवारी | दर १०० हेक्टर कसलेल्या निव्वळ क्षेत्रामागे कामासाठी वापरलेल्या गाई-बैलांची संख्या | दर १०० हेक्टर कसलेल्या निव्वळ क्षेत्रामागे कामासाठी वापरलेल्या म्हशी- रेड्यांची संख्या | |
|------------------|------------|---|---|--|--|---|---|--|------|
| Serial No. | | Number of wooden ploughs per 100 hectares of net area sown (1982) | Number of iron ploughs per 100 hectares of net area sown (1982) | Number of tractors per 100 hectares of net area sown (1982) | Percentage of net area irrigated to net area sown (1979-80) | Percentage of gross irrigated area to gross cropped area (1979-80) | Number of working cattle per hundred hectares of net area sown (1982) | Number of working buffaloes per 100 hectares of net area sown (1982) | |
| (1) | (2) | (70) | (71) | (72) | (73) | (74) | (75) | (76) | |
| 1 | बृहस्पति | .. | .. | .. | 14.1 | 13.8 | 15 | 4.7 | |
| 2 | ठाणे | .. | 41.1 | 0.5 | 2.7 | 2.8 | 91 | 13.3 | |
| 3 | रायगड | .. | 45.5 | 0.0 | 0.00 | 4.7 | 4.2 | 96 | 21.9 |
| 4 | रत्नागिरी | .. | 72.8 | 0.0 | 0.01 | 4.4 | 4.6 | 104 | 14.3 |
| 5 | सिंधुदुर्ग | .. | * | * | * | * | * | * | * |
| 6 | नासिक | .. | 14.9 | 5.7 | 0.17 | 13.0 | 15.0 | 40 | 2.2 |
| 7 | पुणे | .. | 14.0 | 2.9 | 0.11 | 8.9 | 11.6 | 41 | 0.9 |
| 8 | अळगांव | .. | 7.9 | 3.4 | 0.17 | 12.3 | 12.8 | 4 | 0.5 |
| 9 | अहमदनगर | .. | 2.5 | 5.2 | 0.14 | 16.6 | 21.3 | 28 | 0.5 |
| 10 | पुणे | .. | 9.1 | 4.9 | 0.09 | 16.0 | 18.0 | 29 | 0.4 |
| 11 | सातारा | .. | 7.1 | 5.3 | 0.13 | 17.1 | 19.6 | 29 | 0.8 |
| 12 | सांगली | .. | 4.0 | 5.5 | 0.09 | 11.4 | 15.7 | 20 | 2.3 |
| 13 | बोलापूर | .. | 1.3 | 3.6 | 0.04 | 11.4 | 13.4 | 17 | 0.7 |
| 14 | कोल्हापूर | .. | 26.3 | 2.9 | 0.33 | 14.1 | 15.7 | 37 | 9.2 |
| 15 | बीरगावा | .. | 2.1 | 3.7 | 0.06 | 11.2 | 12.8 | 34 | 0.3 |
| 16 | जालना | .. | * | * | * | * | * | * | * |
| 17 | परभणी | .. | 5.1 | 2.1 | 0.02 | 6.5 | 7.1 | 26 | 0.3 |
| 18 | बीड | .. | 0.3 | 3.4 | 0.01 | 12.4 | 13.2 | 34 | 0.2 |
| 19 | नांदेड | .. | 11.4 | 0.8 | 0.01 | 2.5 | 6.0 | 31 | 0.3 |
| 20 | उस्मानाबाद | .. | 2.8 | 2.4 | 0.02 | 12.5 | 13.0 | 27 | 0.6 |
| 21 | लातूर | .. | * | * | * | * | * | * | * |
| 22 | बुलढाणा | .. | 0.9 | 4.4 | 0.09 | 4.4 | 5.0 | 34 | 0.6 |
| 23 | अकोला | .. | 3.0 | 3.5 | 0.05 | 2.5 | 2.9 | 29 | 0.2 |
| 24 | अमरावती | .. | 6.0 | 2.6 | 0.04 | 4.5 | 5.3 | 28 | 0.1 |
| 25 | यवतमाळ | .. | 11.8 | 2.2 | 0.01 | 2.8 | 3.2 | 34 | 0.2 |
| 26 | वर्धा | .. | 8.2 | 1.9 | 0.02 | 7.3 | 7.8 | 29 | 0.1 |
| 27 | नागपूर | .. | 13.6 | 0.7 | 0.01 | 9.6 | 10.9 | 38 | 0.2 |
| 28 | पंढारा | .. | 43.9 | 0.5 | 0.05 | 35.8 | 30.5 | 81 | 10.2 |
| 29 | चंद्रपूर | .. | 30.7 | 0.3 | 0.03 | 17.6 | 17.0 | 68 | 6.2 |
| 30 | गडचिरोली | .. | * | * | * | * | * | * | * |
| महाराष्ट्र राज्य | | .. | 10.5 | 3.1 | 0.07 | 10.8 | 12.2 | 36 | 1.9 |

* पुनर्रचित जिल्ह्याची माहिती स्वतंत्रपणे उपलब्ध नाही

Selected Indicators, 1982-83—contd.

| दर १००० लोकसंख्ये-मागे दूभत्या गाई-म्हशीची संख्या | दर १०० लोकसंख्ये-मागे पशुघनाची संख्या | दर चौरस किलो मीटर भौगोलिक क्षेत्रामागे पशुघनाची (गो-जातीय) संख्या | वनक्षेत्राची एकूण भौगोलिक क्षेत्राशी टक्केवारी. | दर हेक्टर वनक्षेत्रामागे वनोत्पादनाचे मूल्य (रुपयात) | शिखर व मध्यवर्ती-कृषि व बिगर कृषि पत संस्था | | | | District |
|---|---|--|--|--|---|--|-------------------------------------|---------------------------------------|-------------------|
| | | | | | प्रति संस्था सभासद संख्या | प्रति संस्था मालकीचे भांडवल | प्रति संस्था ठेवी (कोटी रुपये) | प्रति संस्था कर्ज (कोटी रुपये) | |
| Number of cows and buffaloes in milk per 1000 human Population (1982) | Strength of livestock per 100 human population (1982) | Livestock (bovine) per Sq. Km. of total land area (geographical area) (1982) | Percentage of forest area to total geographical area (1982-83) | Value of forest produce per hectare of forest area (Rs.) (1982-83) | Agricultural and non-agricultural credit apex and central institution (1982-83) | | | | District |
| (77) | (78) | (79) | (80) | (81) | Number of members per society ('00) | Owned capital per society (In crore Rs.) | Deposits per society (In crore Rs.) | Borrowings per society (In crore Rs.) | |
| 6 | 1 | 115 | .. | .. | 2,090 | 57.1 | 175.7 | 114.6 | Greater Bombay |
| 33 | 24 | 70 | 38.8 | 183.4 | 265 | 4.1 | 39.5 | 2.0 | Thane |
| 55 | 40 | 82 | 23.3 | 60.3 | 122 | 1.4 | 15.7 | 0.2 | Raigad |
| 52 | 46 | 74 | 3.5 | 67.2 | 1,162 | 3.2 | 20.2 | 0.1 | Ratnagiri |
| 48 | 44 | 62 | * | 76.6 | * | * | * | * | Sindhudurg |
| 49 | 54 | 65 | 20.6 | 86.4 | 113 | 6.0 | 46.5 | 18.6 | Nashik |
| 50 | 58 | 61 | 27.7 | 29.4 | 33 | 5.1 | 21.0 | 12.2 | Dhule |
| 60 | 46 | 74 | 16.5 | 18.3 | 60 | 8.2 | 58.9 | 11.6 | Jalgaon |
| 59 | 72 | 62 | 11.3 | 9.4 | 36 | 11.7 | 67.8 | 42.7 | Ahmednagar |
| 40 | 42 | 61 | 12.8 | 3.1 | 61 | 9.3 | 72.7 | .. | Pune |
| 72 | 58 | 63 | 15.0 | 4.2 | 547 | 6.3 | 50.1 | 3.6 | Satara |
| 86 | 57 | 70 | 5.7 | 23.3 | 148 | 5.5 | 53.3 | 14.7 | Sangli |
| 52 | 57 | 48 | 2.5 | 4.3 | 90 | 3.7 | 18.4 | 8.4 | Solapur |
| 79 | 37 | 89 | 20.3 | 10.7 | 331 | 8.4 | 64.6 | 13.3 | Kolhapur |
| 45 | 57 | 56 | 6.0 | 12.8 | 16 | 5.4 | 22.6 | 11.0 | Aurangabad |
| 59 | 65 | 59 | * | * | * | * | * | * | Jalna |
| 77 | 64 | 72 | 3.0 | 49.4 | 14 | 5.5 | 17.3 | 4.8 | Parbhani |
| 78 | 83 | 68 | 1.9 | 6.2 | 13 | 3.0 | 14.0 | 5.8 | Beed |
| 78 | 63 | 80 | 11.4 | 48.0 | 14 | 3.5 | 18.2 | 4.9 | Nanded |
| 74 | 64 | 62 | 0.4 | 4.7 | 164 | 5.1 | 24.6 | 2.0 | Osmanabad |
| 63 | 50 | 67 | * | * | * | * | * | * | Latur |
| 74 | 67 | 72 | 16.1 | 18.4 | 35 | 3.7 | 13.2 | 9.9 | Buldana |
| 61 | 53 | 68 | 8.2 | 132.7 | 23 | 3.6 | 17.3 | 7.6 | Akola |
| 53 | 48 | 52 | 30.9 | 264.1 | 24 | 3.7 | 16.0 | 3.8 | Amravati |
| 64 | 67 | 63 | 27.5 | 314.5 | 94 | 5.5 | 22.7 | 9.9 | Yavatmal |
| 52 | 59 | 66 | 14.1 | 255.1 | 7 | 2.2 | 9.7 | 1.4 | Wardha |
| 34 | 38 | 72 | 27.9 | 230.0 | 18 | 3.8 | 16.8 | 1.0 | Nagpur |
| 56 | 55 | 89 | 46.6 | 186.0 | 30 | 2.2 | 8.9 | 0.3 | Bhandara |
| 62 | 70 | 73 | 69.1 | 127.9 | 19 | 1.9 | 13.0 | 0.7 | Chandrapur |
| 100 | 112 | 36 | * | * | * | * | * | * | Gadchiroli |
| 51 | 47 | 65 | 19.9 | 12.30 | 396 | 11.8 | 48.6 | 21.9 | Maharashtra State |

The information of the reorganised district is not separately available.

कृषि पत व बहुउद्देशीय संस्था
Agricultural credit and multipurpose society (1982-83)

बिगर— कृषि पत संस्थान
Non-agricultural credit society (1982-83)

| अनुक्रमांक Serial No. | जिल्हा | प्रति संस्था | प्रति संस्था | प्रति संस्था | प्रति संस्था | प्रति संस्था | प्रति संस्था | प्रति संस्था | प्रति संस्था |
|-----------------------------|------------|-------------------------------------|--|--|--|-------------------------------------|--|--|---|
| | | सभासद संख्या | मालकीचे भांडवल | ठेवी | कर्ज | सभासद संख्या | मालकीचे भांडवल | ठेवी | कर्ज |
| | | Number of members per society | Owned capital per society (In '000' Rs.) | Deposits per society (In '000' Rs.) | Borrowings per society (In '000' Rs.) | Number of members per society | Owned capital per society (In '000' Rs.) | Deposits per society (In '000' Rs.) | Borrowings per society. (In '000' Rs.) |
| (1) | (2) | (86) | (87) | (88) | (89) | (90) | (91) | (92) | (93) |
| 1 | बुध्दमंडई | 444 | 55.6 | 11.1 | — | 1,160 | 1,053.5 | 3,452.6 | 127.5 |
| 2 | ठाणे | 379 | 57.5 | 5.7 | 82.4 | 695 | 549.1 | 1,439.0 | 124.7 |
| 3 | रायगड | 278 | 31.2 | 0.2 | 53.8 | 673 | 336.5 | 1,054.8 | 157.7 |
| 4 | रत्नागिरी | 425 | 42.8 | 1.9 | 45.3 | 1,326 | 462.8 | 1,969.8 | 34.9 |
| 5 | सिधुदुर्ग | 420 | 46.1 | 1.8 | 64.4 | 364 | 145.5 | 318.2 | 13.6 |
| 6 | नाशिक | 364 | 186.4 | 2.2 | 384.5 | 759 | 518.9 | 1,494.8 | 170.3 |
| 7 | धुळे | 413 | 132.0 | 1.5 | 356.5 | 605 | 396.1 | 1,223.3 | 93.8 |
| 8 | जळगाव | 269 | 138.0 | 0.9 | 353.2 | 956 | 554.9 | 2,041.6 | 198.0 |
| 9 | अहमदनगर | 357 | 199.8 | 21.7 | 404.5 | 760 | 621.1 | 1,569.1 | 292.4 |
| 10 | पुणे | 321 | 120.5 | 1.2 | 256.9 | 823 | 628.1 | 2,588.3 | 74.7 |
| 11 | सातारा | 341 | 91.1 | 0.7 | 196.0 | 812 | 614.3 | 2,005.8 | 163.6 |
| 12 | सांगली | 433 | 159.0 | 7.5 | 424.4 | 669 | 356.8 | 2,006.4 | 144.9 |
| 13 | सोलापूर | 273 | 86.7 | 2.3 | 244.8 | 575 | 329.5 | 1,294.9 | 45.1 |
| 14 | कोल्हापूर | 394 | 225.8 | 38.3 | 310.0 | 826 | 431.5 | 2,011.6 | 103.2 |
| 15 | बोरंगाबाद | 258 | 50.8 | 1.2 | 243.4 | 218 | 167.2 | 79.0 | 285.7 |
| 16 | जालना | 248 | 38.5 | 0.7 | 197.6 | 357 | 200.0 | 657.1 | 7.1 |
| 17 | परभणी | 240 | 44.7 | 3.2 | 151.4 | 344 | 135.9 | 628.1 | 265.6 |
| 18 | बीड | 243 | 41.1 | 3.6 | 140.6 | 224 | 114.5 | 386.3 | 71.1 |
| 19 | नांदेड | 224 | 47.9 | 3.8 | 161.0 | 63 | 68.8 | 83.3 | 118.8 |
| 20 | उस्मानाबाद | 277 | 47.5 | 3.6 | 140.6 | 411 | 192.9 | 492.9 | 94.6 |
| 21 | लातूर | 232 | 42.9 | 1.1 | 167.6 | 164 | 106.0 | 205.2 | 144.0 |
| 22 | बुलढाणा | 369 | 69.6 | 3.1 | 372.3 | 245 | 161.2 | 554.4 | 246.3 |
| 23 | अकोला | 287 | 49.4 | 1.1 | 254.8 | 202 | 120.2 | 342.6 | 116.3 |
| 24 | अमरावती | 339 | 63.1 | 8.0 | 251.1 | 197 | 112.0 | 228.2 | 54.2 |
| 25 | यवतमाळ | 433 | 107.9 | 9.4 | 515.7 | 140 | 70.1 | 112.1 | 76.6 |
| 26 | वर्धा | 266 | 53.4 | 1.5 | 200.2 | 348 | 134.8 | 337.9 | 89.4 |
| 27 | नामपूर | 247 | 38.6 | 2.8 | 161.7 | 685 | 206.7 | 434.5 | 42.7 |
| 28 | सांगर | 265 | 37.5 | 4.1 | 86.1 | 313 | 155.6 | 164.6 | 170.7 |
| 29 | चंद्रपूर | 241 | 54.3 | 5.1 | 119.9 | 270 | 141.0 | 141.0 | 67.0 |
| 30 | गडचिरोली | 416 | 62.4 | 4.6 | 107.5 | 67 | 66.7 | 49.0 | 73.3 |
| महाराष्ट्र राज्य | | 311 | 89.5 | 6.7 | 238.9 | 743 | 548.4 | 1,847.3 | 121.5 |

* पुनर्रचित जिल्हाची माहिती स्वतंत्रपणे उपलब्ध नाही.

Selected Indicators, 1982-83—contd.

| सहकारी पणन संस्था Co-operative marketing societies (1982-83) | | | सहकारी उत्पादक संस्था Co-operative marketing enterprises (1982-83) | | | दर चालू कारखान्या- मागे कामगारांची संख्या | दर लाख लोक संख्येमागे कारखान्यातील कामगारांची संख्या | वस्तुनिर्माण उद्योगातील कामगारांचे प्रति कामगार वार्षिक उत्पन्न (रुपयांत) | District |
|---|-----------------------------------|---|---|-----------------------------------|---|--|--|---|-------------------|
| प्रति संस्था सभासद संख्या | प्रति संस्था मालकीचे भांडवल | प्रति संस्था कर्ज (in '000' Rs.) | प्रति संस्था सभासद संख्या | प्रति संस्था मालकीचे भांडवल | प्रति संस्था कर्ज (in '000' Rs.) | Number of factory workers per working factory (1982) | Number of factory workers per lakh of population (1982) | Per capita annual earnings of employees in manufacturing industries (in Rs.) (1982-83) | (2) |
| (94) | (95) | (96) | (97) | (98) | (99) | (100) | (101) | (102) | (2) |
| 1,000 | 2,07,000.0 | 2,16,600.0 | 141 | 534.9 | 267.7 | 68 | 5,936 | 15,454 | Greater Bombay |
| 667 | 338.3 | 300.0 | 163 | 197.9 | 111.6 | 101 | 3,629 | 18,368 | Thane |
| 429 | 200.0 | 292.9 | 159 | 119.7 | 111.6 | 97 | 950 | 17,874 | Raigad |
| 364 | 618.2 | 109.1 | 261 | 91.9 | 126.6 | 44 | 240 | 5,368 | Ratnagiri |
| 556 | 366.7 | 55.6 | 208 | 226.1 | 92.4 | 45 | 310 | 5,394 | Sindhudurg |
| 1,375 | 1,179.2 | 458.3 | 179 | 484.3 | 472.2 | 71 | 1,303 | 10,416 | Nashik |
| 1,000 | 630.4 | 47.8 | 127 | 190.7 | 169.5 | 51 | 387 | 6,168 | Dhule |
| 875 | 623.6 | 137.5 | 110 | 253.9 | 284.1 | 79 | 995 | 6,651 | Jalgaon |
| 1,611 | 1,000.0 | 361.1 | 223 | 1,165.1 | 1,209.9 | 75 | 650 | 6,772 | Ahmednagar |
| 828 | 524.1 | 151.7 | 113 | 299.0 | 321.4 | 75 | 2,767 | 15,162 | Pune |
| 1,900 | 1,000.0 | 380.0 | 153 | 347.9 | 471.4 | 48 | 505 | 8,264 | Satara |
| 1,132 | 1,072.7 | 600.0 | 183 | 478.6 | 445.8 | 39 | 687 | 10,063 | Sangli |
| 706 | 335.3 | 70.6 | 114 | 492.0 | 484.8 | 26 | 1,094 | 6,554 | Solapur |
| 4,895 | 3,026.3 | 821.1 | 215 | 768.2 | 804.5 | 45 | 1,276 | 7,165 | Kolhapur |
| 1,214 | 528.6 | 407.1 | 171 | 445.7 | 732.4 | 77 | 1,313 | 8,180 | Aurangabad |
| 1,800 | 480.0 | 220.0 | 186 | 262.8 | 81.4 | 49 | 394 | 3,926 | Jalna |
| 556 | 488.9 | 266.7 | 220 | 740.9 | 1,041.3 | 44 | 215 | 1,762 | Parbhani |
| 778 | 366.7 | 366.7 | 97 | 305.1 | 458.7 | 69 | 250 | 5,312 | Beed |
| 1,367 | 733.3 | 253.3 | 132 | 217.2 | 401.3 | 76 | 455 | 6,618 | Nanded |
| 400 | 340.0 | 100.0 | 147 | 186.1 | 158.6 | 50 | 109 | 8,796 | Osmanabad |
| 1,167 | 566.7 | 250.0 | 161 | 289.4 | 248.0 | * | * | 3,734 | Latur |
| 1,111 | 844.4 | 216.7 | 131 | 122.8 | 210.6 | 40 | 483 | 2,433 | Buldana |
| 1,611 | 772.2 | 100.0 | 132 | 147.3 | 69.3 | 38 | 585 | 4,730 | Akola |
| 1,273 | 595.5 | 163.6 | 117 | 141.1 | 53.9 | 40 | 545 | 4,405 | Amravati |
| 1,267 | 786.7 | 20.0 | 186 | 245.4 | 180.6 | 50 | 426 | 3,098 | Yavatmal |
| 579 | 589.5 | 57.9 | 103 | 76.1 | 21.3 | 139 | 858 | 6,595 | Wardha |
| 565 | 4,156.5 | 2,504.3 | 91 | 110.2 | 92.6 | 51 | 1,515 | 7,868 | Nagpur |
| 769 | 607.7 | 238.5 | 126 | 39.7 | 28.9 | 13 | 211 | 3,641 | Bhandara |
| 462 | 384.6 | 230.8 | 137 | 33.2 | 22.1 | 41 | 480 | 10,468 | Chandrapur |
| 571 | 285.7 | 100.0 | 120 | 27.8 | 14.8 | * | * | 3,469 | Gadchiroli |
| 1,142 | 1,338.1 | 792.1 | 149 | 360.3 | 379.8 | 63 | 1,693 | 13,596 | Maharashtra State |

* The information of the reorganised district is not separately available.

| अनु- क्रमांक | जिल्हा | विद्युतीकरण झालेल्या शहरे व गावांची एकूण शहरे व गावांशी टक्केवारी | घरगुती विजेचा दरडोई वापर (किलोवॉट तास) | उद्योग धंद्यासाठी विजेचा दरडोई वापर (किलोवॉट तास) | दर लाख लोकसंख्ये- मागे मोटर वाह- नांची संख्या | दर लाख लोकसंख्ये- मागे रस्त्याची लांबी (कि. मी.) | दर १०० चौरस किलोमीटर भौगोलिक क्षेत्रामागे रस्त्यांची लांबी (कि. मी.) | दर १०० चौरस किलोमीटर भौगोलिक क्षेत्रामागे लोहमार्गाची लांबी (कि. मी.) | दर लाख लोक- संख्येमागे लोहमार्गाची लांबी (कि. मी.) |
|------------------|------------|--|--|--|---|---|---|--|---|
| Serial No. | | Percentage of towns and villages electrified to total No. of towns and villages (1982-83) | Domestic consump- tion of electricity per capita (kwh) (1982-83) | Industrial consump- tion of electricity per capita (kwh) (1982-83) | Motor vehicles per lakh of population (1982-83) | Road length per lakh of population (km.) (1982-83) | Road length per 100 sq. km of geogra- phical area (Km.) (1982-83) | Railway kilo- meterage per 100 sq. km. of geogra- phical area(km.) (1982-83) | Railway kilo- meterage per lakh of population (km.) (1982-83) |
| (1) | (2) | (103) | (104) | (105) | (106) | (107) | (108) | (109) | (110) |
| 1 | बहुमंबई | 100.0 | 145.78 | 309.32 | 4,336 | 0.6 | 8.1 | 34.0 | 2.5 |
| 2 | ठाणे | 70.4 | 39.11 | 585.90 | 1,510 | 127.9 | 46.8 | 1.8 | 4.8 |
| 3 | रायगड | 74.3 | 23.67 | 295.20 | 628 | 289.9 | 62.2 | 2.6 | 12.3 |
| 4 | रस्तागिरी | 65.7 | 12.77 | 15.69 | 582 | 304.6 | 53.5 | .. | .. |
| 5 | सिधुदुर्ग | * | 17.06 | 14.59 | 103 | 345.3 | 53.5 | .. | .. |
| 6 | नाशिक | 82.8 | 15.52 | 65.96 | 1,684 | 312.5 | 61.8 | 1.7 | 8.7 |
| 7 | पुणे | 71.9 | 9.86 | 18.97 | 935 | 362.8 | 58.2 | 0.2 | 1.4 |
| 8 | जळगाव | 96.5 | 14.22 | 40.83 | 1,101 | 235.6 | 53.9 | 4.3 | 19.0 |
| 9 | अहमदनगर | 83.1 | 10.47 | 28.10 | 1,452 | 419.0 | 68.49 | 1.1 | 7.0 |
| 10 | पुणे | 68.9 | 37.72 | 153.58 | 3,606 | 213.8 | 59.3 | 2.0 | 7.3 |
| 11 | सातारा | 74.8 | 14.51 | 19.90 | 950 | 356.7 | 71.6 | 1.3 | 6.4 |
| 12 | सांगली | 73.5 | 11.44 | 57.57 | 1,420 | 398.1 | 87.7 | 2.0 | 8.9 |
| 13 | सोलापूर | 85.4 | 10.22 | 59.95 | 1,022 | 334.6 | 60.4 | 3.0 | 16.7 |
| 14 | कोल्हापूर | 83.7 | 19.19 | 90.15 | 2,137 | 166.6 | 55.4 | 0.5 | 1.5 |
| 15 | औरंगाबाद | 92.4 | 16.87 | 74.29 | 1,315 | 299.0 | 48.2 | .. | 1.6 |
| 16 | जालना | * | 6.10 | 20.95 | * | 277.3 | 38.7 | 1.2 | 8.3 |
| 17 | परभणी | 83.8 | 5.91 | 13.24 | 282 | 253.7 | 38.8 | 2.4 | 15.6 |
| 18 | बीड | 81.1 | 6.77 | 10.29 | 322 | 270.9 | 37.3 | 0.4 | 3.2 |
| 19 | नांदेड | 93.0 | 9.54 | 18.05 | 422 | 306.0 | 52.5 | 2.1 | 12.5 |
| 20 | उस्मानाबाद | 89.6 | 6.55 | 14.66 | 290 | 279.6 | 39.5 | 0.9 | 6.6 |
| 21 | लातूर | * | * | * | * | 221.2 | 38.6 | 0.8 | 4.3 |
| 22 | बुलढाणा | 83.2 | 9.02 | 18.72 | 611 | 203.5 | 32.8 | 0.9 | 5.6 |
| 23 | अकोला | 80.3 | 12.72 | 31.14 | 1,000 | 178.4 | 31.7 | 3.1 | 17.4 |
| 24 | अमरावती | 84.9 | 14.74 | 22.22 | 982 | 170.7 | 26.8 | 1.4 | 9.2 |
| 25 | यवतमाळ | 85.3 | 9.92 | 19.11 | 461 | 252.4 | 33.3 | 1.0 | 7.7 |
| 26 | वर्धा | 83.9 | 15.16 | 42.44 | 773 | 226.4 | 34.3 | 2.4 | 15.7 |
| 27 | नागपूर | 85.6 | 28.95 | 136.77 | 2,514 | 121.4 | 32.7 | 3.8 | 14.1 |
| 28 | पंढारा | 70.8 | 14.44 | 96.27 | 608 | 211.4 | 43.6 | 3.1 | 15.1 |
| 29 | चंद्रपूर | 45.1 | 8.40 | 172.05 | 500 | 256.8 | 35.6 | 3.0 | 21.5 |
| 30 | गडचिरोली | * | * | * | * | 350.6 | 14.8 | * | * |
| महाराष्ट्र राज्य | | 77.8 | 33.80 | 126.27 | 1,667 | 225.1 | 47.5 | 1.7 | 8.3 |

*पुनर्रचित जिल्ह्यांची माहिती स्वतंत्रपणे उपलब्ध नाही.

Selected Indicators, 1982-83—contd.

| दर लाख लोक-संख्येमागे टपाल व तार कार्यालयांची संख्या | दर लाख लोक-संख्येमागे टपाल पेट्यांची संख्या | दर लाख लोक-संख्येमागे टेलिफोनची संख्या | दर लाख लोकसंख्ये-मागे व्यापारी बँकांची संख्या | दर लाख लोकसंख्ये-मागे सहकारी बँकांची संख्या | दर लाख बिगर नागरी क्षेत्रातील लोकसंख्ये-मागे जिल्हा परिषदांचे खर्च (लाख रुपयात) | दर लाख बिगर नागरी क्षेत्रातील लोकसंख्ये-मागे जिल्हा परिषदांचे उत्पन्न (लाख रुपयात) | प्रति आस्थापना रोजगार (आर्थिक गणना) | दर लाख लोक-संख्येमागे आस्थापनाची संख्या (आर्थिक गणना) | District |
|---|---|---|---|--|--|--|--|--|-------------------|
| Number of post and telegraph offices per lakh of population (1982-83) | Number of letter boxes per lakh of population (1982-83) | Number of tele-phones per lakh of popula-tion (1982-83) | Number of com-mercial banks per lakh of popula-tion (1982-83) | Number of Co-operative banks per lakh of popula-tion (1982-83) | Expendi-ture of Zilla Parishads per lakh non-municipal population (lakh Rs.) (1982-83) | Receipt of Zilla Parishads per lakh non-municipal population (1982-83) | Employ-ment per establish-ment (Economic census, 1980) | Number of establish-ments per lakh of population (Economic census, 1980) | |
| (111) | (112) | (113) | (114) | (115) | (116) | (117) | (118) | (119) | |
| 4 | 25 | 3,635 | 12.1 | 3.5 | — | — | 23 | 1,847 | Greater Bombay |
| 13 | 58 | 946 | 6.4 | 2.9 | 131 | 131 | 20 | 1,111 | Thane |
| 29 | 125 | 328 | 6.4 | 3.6 | 173 | 173 | 12 | 858 | Raigad |
| 47 | 88 | 182 | 8.1 | 4.8 | 185 | 185 | 18 | 9,117 | Ratnagiri |
| 46 | 159 | 154 | 2.2 | 1.5 | 227 | 227 | * | * | Sindhudurg |
| 23 | 70 | 408 | 5.3 | 6.0 | 151 | 152 | 16 | 773 | Nashik |
| 24 | 65 | 231 | 4.3 | 4.4 | 95 | 94 | 11 | 592 | Dhule |
| 24 | 56 | 298 | 5.8 | 6.6 | 70 | 168 | 13 | 617 | Jalgaon |
| 25 | 73 | 275 | 4.3 | 6.9 | 174 | 173 | 14 | 617 | Ahmednagar |
| 19 | 67 | 932 | 8.5 | 5.3 | 161 | 163 | 19 | 905 | Pune |
| 32 | 113 | 270 | 5.7 | 5.9 | 194 | 196 | 12 | 672 | Satara |
| 24 | 62 | 350 | 7.7 | 7.5 | 178 | 177 | 13 | 723 | Sangli |
| 23 | 51 | 291 | 5.7 | 4.7 | 160 | 162 | 13 | 775 | Solapur |
| 23 | 57 | 427 | 6.5 | 7.0 | 169 | 170 | 14 | 963 | Kolhapur |
| 32 | 102 | 350 | 4.4 | 3.8 | 103 | 106 | 14 | 453 | Aurangabad |
| 24 | 48 | 147 | * | * | 123 | 123 | * | * | Jalna |
| 17 | 63 | 120 | 4.4 | 4.1 | 135 | 134 | 9 | 659 | Parbhani |
| 22 | 60 | 118 | 3.6 | 3.9 | 158 | 161 | 10 | 507 | Beed |
| 23 | 62 | 155 | 4.8 | 4.7 | 172 | 170 | 10 | 576 | Nanded |
| 12 | 75 | 82 | 3.9 | 3.9 | 118 | 119 | 9 | 550 | Osmanabad |
| 23 | 61 | 133 | * | * | 99 | 96 | * | * | Latur |
| 26 | 76 | 147 | 4.0 | 4.7 | 164 | 163 | 9 | 632 | Buldana |
| 23 | 80 | 219 | 3.8 | 4.1 | 160 | 169 | 11 | 616 | Akola |
| 28 | 69 | 237 | 5.0 | 3.8 | 190 | 170 | 11 | 678 | Amravati |
| 22 | 67 | 155 | 3.8 | 3.3 | 174 | 175 | 10 | 549 | Yavatmal |
| 23 | 86 | 230 | 5.4 | 3.4 | 168 | 173 | 13 | 695 | Wardha |
| 27 | 119 | 766 | 6.7 | 2.7 | 186 | 91 | 17 | 905 | Nagpur |
| 19 | 97 | 142 | 3.4 | 2.3 | 142 | 142 | 15 | 503 | Bhandara |
| 24 | 78 | 99 | 3.7 | 1.6 | 205 | 205 | 12 | 488 | Chandrapur |
| * | * | * | * | * | 72 | 74 | * | * | Gadchiroli |
| 21 | 69 | 795 | 6.2 | 4.4 | 158 | 157 | 16 | 877 | Maharashtra State |

*The information of the reorganised district is not separately available.

Sub. National Systems Unit,
National Institute of Educational
Planning and Administration,
17-B, Sri Aurobindo Marg, New Delhi-110016
DOC. No. 4/113
Date 20.6.89

| अनुक्रमांक Serial No. | जिल्हा | अपंग व्यक्तींची एकूण लोकसंख्येची टक्केवारी | नेहमीचा पाऊस (मिलिमीटरमध्ये) | दर लाख लोकसंख्येमागे रुग्णालयाची संख्या | दर लाख लोकसंख्येमागे सार्वजनिक सहाय्यित वैद्यकीय संस्थांतील खाटांची संख्या | * दर लाख लोकसंख्येमागे सर्व प्रकारच्या रोगांमुळे झालेल्या मृतांची संख्या † |
|-----------------------------|------------|--|---------------------------------|--|--|--|
| (1) | (2) | Percentage of disabled persons to total population | Normal rainfall (in mm.) | Number of hospitals per lakh of population (1983-84) | Number beds in public aided medical institutions per lakh of population (1983-84) | Number of deaths by all diseases, per lakh of population (1983-84) |
| (1) | (2) | (21)@ | (22) | (23) | (24) | (25) |
| 1 | बुलढुंबई | 0.04 | 1,805 | 3 | 345 | 818 |
| 2 | ठाण | 0.07 | 2,259 | 2 | 167 | 388 |
| 3 | रायगड | 0.13 | 2,966 | 2 | 93 | 478 |
| 4 | रत्नांगरी | 0.12 | 3,306 | 2 | 92 | 613 |
| 5 | सिंधुदुर्ग | * | * | 1 | 65 | 749 |
| 6 | नाशिक | 0.14 | 1,022 | 2 | 110 | 652 |
| 7 | मुळे | 0.14 | 674 | 2 | 83 | 684 |
| 8 | जळगांच | 0.13 | 741 | 2 | 78 | 716 |
| 9 | अहमदनगर | 0.13 | 579 | 2 | 103 | 563 |
| 10 | पुणे | 0.11 | 1,150 | 2 | 306 | 605 |
| 11 | सातारा | 0.13 | 803 | 3 | 106 | 577 |
| 12 | सांगली | 0.14 | 625 | 3 | 154 | 602 |
| 13 | सोलापूर | 0.15 | 584 | 3 | 163 | 635 |
| 14 | कोल्हापूर | 0.11 | 1,932 | 2 | 90 | 603 |
| 15 | औरंगाबाद | 0.17 | 726 | 2 | 111 | 451 |
| 16 | जालना | * | * | 1 | 60 | 332 |
| 17 | परभणी | 0.19 | 821 | 1 | 43 | 367 |
| 18 | बीड | 0.20 | 668 | 1 | 71 | 433 |
| 19 | नांदेड | 0.18 | 901 | 1 | 72 | 500 |
| 20 | उस्मानाबाद | 0.20 | 810 | 1 | 48 | 482 |
| 21 | लातूर | * | * | 1 | 36 | 355 |
| 22 | बुलढाणा | 0.17 | 803 | 2 | 61 | 705 |
| 23 | अकोला | 0.17 | 847 | 2 | 110 | 507 |
| 24 | अमरावती | 0.13 | 877 | 3 | 194 | 603 |
| 25 | यवतमाळ | 0.18 | 992 | 2 | 77 | 566 |
| 26 | बघी | 0.15 | 1,090 | 2 | 201 | 616 |
| 27 | नागपूर | 0.10 | 1,175 | 2 | 228 | 597 |
| 28 | भंडारा | 0.18 | 1,446 | 1 | 57 | 763 |
| 29 | चंद्रपूर | 0.21 | 1,398 | 1 | 109 | 597 |
| 30 | गडचिरोली | * | * | 1 | 41 | 480 |
| महाराष्ट्र राज्य | | 0.13 | | 2 | 153 | 602 |

* पुनर्रचित जिल्ह्यांची माहिती स्वतंत्रपणे उपलब्ध नाही

† मृत्यूची संपूर्ण नोंद न झाल्यामुळे नोंदलेल्या मृत्यूची संख्या कमी आहे.

‡ The registered deaths are low due to under registration of deaths.

@ स्तंभ (१) ते (२०) मधील माहिती १९८२-८३ व १९८३-८४ करिता सारखीच (१९८१ च्या जनगणनेवर आधारित) असल्यामुळे स्तंभ (१) ते (२०), १९८३-८४ करिता छापण्यात आलेले नाहीत.

@ Information in cols. (1) to (20) is same for 1982-83 and 1983-84 (based on 1981 population census) hence cols. (1) to (20) are not printed for 1983-84.

Selected Indicators (1983-84)

| दर लाख लोक- लोकसंख्येमागे शैक्षणिक संस्थांची संख्या | दर लाख लोक- लोकसंख्येमागे पटावरील विद्यार्थ्यांची संख्या | दर हजार लोक- लोकसंख्येमागे प्राथमिक व माध्यमिक विद्यार्थ्यांची पटावरील संख्या | पूर्व-प्राथमिक, प्राथमिक, माध्य- मिक शाळातील एकूण शिक्षकांनी प्रशिक्षित शिक्षकांची टक्केवारी | प्राथमिक शाळांतील शिक्षकविद्यार्थी प्रमाण | माध्यमिक शाळांतील शिक्षकविद्यार्थी प्रमाण | दर लाख लोकसंख्येमागे छापखान्यांची संख्या | दर लाख लोकसंख्ये- मागे नियतका- लिकाची संख्या | District |
|--|--|---|---|---|---|--|--|-------------------|
| Number of educational institutions per per lakh of population (1983-84) | Number of students enrolment per lakh of population (1983-84) | Number of primary and secondary school students enrolment per 1000 population (1983-84) | Percentage of trained teachers to total No. of teachers (pre- primary, primary and secondary) (1983-84) | Teacher- Pupil ratio (Primary) (1983-84) | Teacher- pupil ratio (Secondary) (1983-84) | Number of printing presses per lakh of population (1983-84) | Number of periodicals per lakh of population (1983-84) | (2) |
| (26) | (27) | (28) | (29) | (30) | (31) | (32) | (33) | (2) |
| 38 | 22,178 | 196 | 96.8 | 35 | 31 | 34.0 | 13.0 | Greater Bombay |
| 83 | 20,455 | 194 | 88.7 | 41 | 32 | 7.3 | 3.4 | Thane |
| 161 | 22,270 | 218 | 90.1 | 36 | 29 | 5.9 | 4.3 | Raigad |
| 171 | 21,394 | 209 | 92.6 | 31 | 28 | 3.3 | 1.3 | Ratnagiri |
| 182 | 23,418 | 229 | 93.5 | 28 | 27 | * | 1.7 | Sindhudurg |
| 98 | 21,375 | 201 | 96.0 | 41 | 31 | 8.6 | 4.3 | Nashik |
| 100 | 19,328 | 183 | 94.9 | 38 | 30 | 6.1 | 1.7 | Dhule |
| 80 | 21,917 | 206 | 95.9 | 39 | 30 | 7.3 | 2.9 | Jalgaon |
| 100 | 21,453 | 204 | 96.6 | 37 | 32 | 8.6 | 1.9 | Ahmadnagar |
| 92 | 24,232 | 222 | 92.7 | 41 | 34 | 14.7 | 8.5 | Pune |
| 122 | 24,594 | 232 | 96.8 | 36 | 30 | 10.6 | 2.2 | Satara |
| 88 | 23,311 | 219 | 94.9 | 37 | 29 | 11.7 | 3.2 | Sangli |
| 83 | 19,804 | 186 | 95.1 | 38 | 30 | 9.6 | 2.2 | Solapur |
| 91 | 22,665 | 211 | 96.5 | 41 | 30 | 16.9 | 3.8 | Kolhapur |
| 105 | 20,104 | 181 | 88.7 | 40 | 30 | 13.2 | 5.4 | Aurangabad |
| 106 | 14,019 | 136 | 88.7 | 40 | 27 | * | 2.4 | Jalna |
| 100 | 15,399 | 147 | 86.7 | 42 | 31 | 2.2 | 2.0 | Parbhani |
| 118 | 17,274 | 164 | 89.3 | 41 | 28 | 2.5 | 2.5 | Beed |
| 109 | 17,603 | 165 | 92.4 | 43 | 30 | 1.5 | 2.6 | Nanded |
| 88 | 18,476 | 179 | 94.4 | 36 | 29 | 6.0 | 1.0 | Osmanabad |
| 95 | 21,178 | 200 | 93.5 | 43 | 29 | * | 1.5 | Latur |
| 99 | 18,803 | 183 | 97.3 | 40 | 31 | 5.2 | 3.0 | Buldana |
| 103 | 20,376 | 193 | 96.2 | 39 | 32 | 7.1 | 4.7 | Akola |
| 101 | 22,320 | 207 | 95.7 | 38 | 32 | 3.6 | 5.4 | Amravati |
| 117 | 19,334 | 185 | 92.9 | 39 | 31 | 3.3 | 4.3 | Yavatmal |
| 118 | 24,117 | 218 | 95.7 | 39 | 33 | 2.6 | 6.9 | Wardha |
| 92 | 23,556 | 210 | 96.4 | 41 | 32 | 13.4 | 4.7 | Nagpur |
| 89 | 18,968 | 186 | 92.1 | 42 | 33 | 1.9 | 3.6 | Bhandara |
| 110 | 19,809 | 188 | 91.0 | 41 | 33 | 5.9 | 2.8 | Chandrapur |
| 136 | 13,732 | 136 | 71.7 | 39 | 31 | 0.3 | 0.3 | Gadchiroli |
| 94 | 21,032 | 196 | 94.1 | 38 | 31 | 11.0 | 4.9 | Maharashtra State |

* The information of the reorganised districts is not separately available.

| अनुक्रमांक जिल्हा | Serial No. | कसलेल्या निव्वळ क्षेत्राची एकूण भौगोलिक क्षेत्राशी टक्केवारी | Percentage of net area sown to geographical area (1983-84) | एकापेक्षा अधिक वेळा लागवड केलेल्या क्षेत्राची कसलेल्या निव्वळ क्षेत्राशी टक्केवारी | Percentage of area sown more than once to net area sown (1983-84) | अन्नधान्य पिकां-खालील निव्वळ क्षेत्राची एकूण लागवडी खालील क्षेत्राशी टक्केवारी | Percentage of net area under foodgrains to total gross cropped area (1983-84) | प्रमुख पिकांचे Average | | | |
|-------------------|------------|--|--|--|---|--|---|------------------------|-----------|--------------|-------------|
| | | | | | | | | तांदूळ Rice | गहू Wheat | ज्वारी Jowar | बाजरी Bajri |
| (1) | (2) | (34) | (35) | (36) | (37) | (38) | (39) | (40) | | | |
| १ | बृहन्मुंबई | 17.4 | 3.0 | 8.8 | 1,667 | .. | .. | .. | .. | | |
| २ | ठाणे | 28.1 | 7.1 | 72.4 | 2,026 | .. | .. | .. | .. | | |
| ३ | रायगड | 28.4 | 20.1 | 82.9 | 1,794 | .. | .. | .. | .. | | |
| ४ | रत्नागिरी | 27.9 | 9.8 | 62.9 | 1,966 | .. | .. | .. | .. | | |
| ५ | सिंधुदुर्ग | * | * | * | 1,545 | .. | .. | .. | .. | | |
| ६ | नाशिक | 60.0 | 8.0 | 76.1 | 1,368 | 776 | 601 | 422 | .. | | |
| ७ | धुळे | 51.2 | 7.9 | 73.6 | 799 | 1,276 | 958 | 823 | .. | | |
| ८ | जळगांव | 70.7 | 21.6 | 72.5 | 1,675 | 1,079 | 1,317 | 657 | .. | | |
| ९ | अहमदनगर | 72.5 | 10.5 | 79.4 | 1,735 | 1,309 | 447 | 491 | .. | | |
| १० | पुणे | 64.3 | 15.3 | 78.4 | 1,614 | 1,226 | 484 | 208 | .. | | |
| ११ | सातारा | 53.7 | 31.0 | 71.1 | 1,709 | 1,192 | 953 | 352 | .. | | |
| १२ | सांगली | 70.6 | 10.0 | 73.3 | 1,912 | 908 | 1,231 | 292 | .. | | |
| १३ | सोलापूर | 75.0 | 9.3 | 83.3 | 1,600 | 1,187 | 357 | 473 | .. | | |
| १४ | कोल्हापूर | 50.4 | 9.0 | 59.2 | 2,167 | 1,277 | 2,130 | 231 | .. | | |
| १५ | औरंगाबाद | 79.7 | 10.2 | 81.5 | 851 | 988 | 447 | 529 | .. | | |
| १६ | जालना | * | * | * | 974 | 885 | 802 | 568 | .. | | |
| १७ | परभणी | 80.8 | 15.5 | 58.4 | 957 | 865 | 557 | 515 | .. | | |
| १८ | बीड | 70.6 | 13.6 | 75.0 | 938 | 654 | 547 | 543 | .. | | |
| १९ | नांदेड | 72.3 | 9.0 | 61.8 | 1,096 | 657 | 361 | 583 | .. | | |
| २० | उस्मानाबाद | 82.5 | 17.4 | 74.2 | 967 | 979 | 695 | 381 | .. | | |
| २१ | लातूर | * | * | * | 779 | 822 | 607 | 368 | .. | | |
| २२ | बुलढाणा | 71.1 | 16.4 | 58.1 | 867 | 964 | 1,527 | 580 | .. | | |
| २३ | अकोला | 78.4 | 8.6 | 57.9 | 803 | 779 | 975 | 500 | .. | | |
| २४ | अमरावती | 59.0 | 11.0 | 46.9 | 748 | 1,006 | 1,234 | 407 | .. | | |
| २५ | यवतमाळ | 63.2 | 4.3 | 43.5 | 824 | 1,152 | 1,067 | 551 | .. | | |
| २६ | वर्धा | 68.4 | 7.9 | 48.6 | 852 | 1,264 | 947 | 333 | .. | | |
| २७ | नागपूर | 56.5 | 11.8 | 66.6 | 1,330 | 791 | 686 | 400 | .. | | |
| २८ | भंडारा | 40.1 | 42.0 | 88.6 | 1,544 | 714 | 702 | .. | .. | | |
| २९ | चंद्रपूर | 26.6 | 13.6 | 81.9 | 1,749 | 658 | 459 | .. | .. | | |
| ३० | गडचिरोली | * | * | * | 1,448 | 597 | 325 | .. | .. | | |
| महाराष्ट्र राज्य | | 59.8 | 12.9 | 70.0 | 1,617 | 965 | 715 | 501 | .. | | |

* पुनर्रचित जिल्हांची माहिती स्वतंत्रपणे उपलब्ध नाही.

Selected indicators (1983-84)

दर हेक्टरी उत्पादन (किलोग्राम)
yield per hectare of Principal crops (k.g.) (1983-84)

| एकूण तृणधान्ये | तूर | हरभरा | एकूण कडधान्ये | एकूण तृणधान्ये आणि कडधान्ये | कापूस | भूईमूग | ऊस (गुळात) | तंबाखू | District |
|----------------|-------|-------|---------------|-----------------------------|--------|------------|-----------------|---------|-------------------|
| All cereals | Tur | Gram | All pulses | All cereals and pulses | Cotton | Ground-nut | Sugarcane (Gur) | Tobacco | |
| (41) | (42) | (43) | (44) | (45) | (46) | (47) | (48) | (49) | (2) |
| 1,667 | .. | .. | .. | 1,667 | .. | .. | .. | .. | Greater Bombay |
| 1,875 | 326 | 417 | 285 | 1,697 | .. | 2,000 | .. | .. | Thane |
| 1,660 | 421 | 444 | 277 | 1,541 | .. | 2,500 | .. | .. | Raigad |
| 1,477 | .. | .. | 235 | 1,402 | .. | 4,000 | .. | .. | Ratnagiri |
| * | 250 | .. | * | * | .. | 2,421 | .. | .. | Sindhudurg |
| 623 | 772 | 423 | 380 | 588 | 121 | 597 | 8,476 | .. | Nashik |
| 919 | 864 | 520 | 407 | 795 | 93 | 767 | 6,820 | .. | Dhule |
| 1,125 | 871 | 731 | 492 | 892 | 94 | 997 | 6,838 | .. | Jalgaon |
| 550 | 537 | 505 | 458 | 545 | 145 | 1,291 | 7,925 | 750 | Ahmadnagar |
| 650 | 776 | 567 | 440 | 631 | 149 | 1,283 | 8,945 | .. | Pune |
| 870 | 838 | 380 | 351 | 803 | 142 | 1,279 | 8,113 | 500 | Satara |
| 996 | 852 | 413 | 429 | 900 | 132 | 1,462 | 8,707 | 750 | Sangli |
| 448 | 464 | 433 | 374 | 438 | 151 | 1,292 | 8,076 | 1,000 | Solapur |
| 1,755 | 881 | 527 | 534 | 1,613 | 85 | 1,384 | 8,518 | 841 | Kolhapur |
| 633 | 447 | 302 | 393 | 574 | 79 | 685 | 7,352 | 500 | Aurangabad |
| * | 574 | 478 | * | * | 78 | 734 | 6,404 | * | Jalna |
| 625 | 605 | 310 | 373 | 544 | 36 | 1,350 | 4,143 | .. | Parbhani |
| 559 | 574 | 326 | 416 | 538 | 57 | 827 | 6,455 | 1,000 | Beed |
| 472 | 485 | 272 | 312 | 430 | 27 | 932 | 4,868 | 1,000 | Nanded |
| 677 | 662 | 562 | 470 | 620 | .. | 858 | 6,777 | 600 | Osmanabad |
| * | 559 | 436 | * | * | 13 | 446 | 6,387 | * | Latur |
| 1,397 | 531 | 418 | 394 | 1,043 | 60 | 798 | 6,385 | .. | Buldana |
| 948 | 752 | 327 | 432 | 768 | 41 | 646 | 6,666 | .. | Akola |
| 1,123 | 822 | 430 | 587 | 970 | 40 | 858 | 6,750 | 1,000 | Amravati |
| 1,049 | 705 | 344 | 540 | 911 | 43 | 959 | 6,412 | .. | Yavatmal |
| 1,008 | 1,263 | 320 | 852 | 970 | 72 | 964 | 6,500 | .. | Wardha |
| 784 | 690 | 381 | 521 | 733 | 42 | 748 | 6,500 | 1,000 | Nagpur |
| 1,392 | 643 | 387 | 263 | 1,151 | .. | 857 | 5,600 | .. | Bhandara |
| 1,048 | 610 | 343 | 287 | 911 | 61 | 1,000 | 7,000 | 667 | Chandrapur |
| * | 571 | 325 | * | * | .. | .. | .. | * | Gadchiroli |
| 836 | 666 | 428 | 425 | 752 | 52 | 997 | 7,898 | 782 | Maharashtra State |

* The information of the reorganised districts is not separately available.

| अनुक्रमांक | जिल्हा | अन्नधान्याचे दरडोई उत्पादन (किलोग्रॅम) | बहिर्त धारण जमिनीचे सरासरी क्षेत्र (हेक्टरात) Average size of operational holdings in hectare (1980-81) | बहिर्त धारण जमिनीच्या आकार वर्गाप्रमाणे (हेक्टरात) Percentage distribution of holdings by size class (in hectare) | | | | |
|------------------|------------|---|--|--|-------|-------|-------|-------|
| | | | | Up to 1 पर्यंत | 1-2 | 2-4 | 4-5 | 5-10 |
| Serial No. | | Foodgrains production per capita (in Kg.) (1983-84) | (51) | (52) | (53) | (54) | (55) | (56) |
| (1) | (2) | (50) | (51) | (52) | (53) | (54) | (55) | (56) |
| 1 | बृहन्मंबई | 0.1 | 0.68 | 80.55 | 13.00 | 5.27 | 0.27 | 0.55 |
| 2 | ठाण | 96.1 | 2.31 | 46.96 | 20.76 | 16.81 | 4.12 | 7.85 |
| 3 | रायगड | 189.1 | 1.70 | 56.12 | 20.34 | 14.12 | 2.70 | 4.96 |
| 4 | रत्नागिरी | 230.8 | 2.69 | 43.74 | 17.29 | 18.81 | 5.24 | 10.47 |
| 5 | सिंधुदुर्ग | * | 2.26 | 56.72 | 14.61 | 14.04 | 3.50 | 7.36 |
| 6 | नासिक | 145.0 | 3.62 | 21.28 | 19.32 | 27.51 | 8.87 | 17.32 |
| 7 | धुळे | 216.5 | 3.68 | 15.22 | 24.07 | 27.37 | 8.55 | 20.95 |
| 8 | जळगांव | 235.7 | 3.16 | 20.20 | 26.34 | 27.08 | 7.93 | 14.94 |
| 9 | अहमदनगर | 207.4 | 3.31 | 3.78 | 12.67 | 24.84 | 11.21 | 31.86 |
| 10 | पुणे | 130.4 | 3.13 | 30.90 | 21.29 | 23.53 | 6.38 | 12.49 |
| 11 | सातारा | 197.2 | 1.99 | 47.15 | 22.31 | 18.47 | 3.94 | 6.33 |
| 12 | सांगली | 228.8 | 2.54 | 39.30 | 21.98 | 20.58 | 4.93 | 9.51 |
| 13 | सोलापूर | 164.1 | 4.63 | 15.65 | 17.70 | 26.09 | 8.64 | 21.51 |
| 14 | कोल्हापूर | 166.1 | 1.55 | 56.90 | 20.24 | 14.85 | 2.77 | 4.15 |
| 15 | औरंगाबाद | 243.6 | 3.74 | 15.56 | 21.18 | 30.26 | 8.70 | 18.54 |
| 16 | जालना | * | 4.16 | 12.26 | 20.92 | 28.88 | 9.20 | 21.38 |
| 17 | परभणी | 214.7 | 3.80 | 12.60 | 21.74 | 30.47 | 9.70 | 20.67 |
| 18 | बीड | 242.6 | 3.64 | 17.46 | 21.63 | 28.76 | 8.50 | 17.88 |
| 19 | नांदेड | 118.8 | 3.38 | 17.97 | 23.30 | 29.75 | 8.54 | 16.75 |
| 20 | उस्मानाबाद | 255.7 | 4.71 | 11.94 | 19.49 | 25.47 | 9.43 | 23.25 |
| 21 | लातूर | * | 4.40 | 10.14 | 20.66 | 28.69 | 9.41 | 22.14 |
| 22 | बुलढाणा | 304.8 | 3.19 | 20.76 | 26.84 | 27.87 | 7.09 | 12.79 |
| 23 | अकोला | 208.7 | 3.45 | 16.05 | 28.55 | 29.36 | 6.31 | 14.12 |
| 24 | अमरावती | 185.9 | 2.99 | 21.64 | 30.29 | 26.81 | 6.16 | 11.27 |
| 25 | यवतमाळ | 193.2 | 4.14 | 6.72 | 24.38 | 33.31 | 9.55 | 18.81 |
| 26 | वर्धा | 223.1 | 4.04 | 9.81 | 28.18 | 29.77 | 8.70 | 17.92 |
| 27 | नागपूर | 111.2 | 3.52 | 15.38 | 26.04 | 28.86 | 8.50 | 16.27 |
| 28 | भंडारा | 277.2 | 1.66 | 49.84 | 25.17 | 16.17 | 2.95 | 4.77 |
| 29 | चंद्रपूर | 271.8 | 2.99 | 28.58 | 22.05 | 24.77 | 7.19 | 13.47 |
| 30 | गडचिरोली | * | 2.40 | 30.54 | 27.53 | 25.60 | 5.49 | 8.64 |
| महाराष्ट्र राज्य | | 165.1 | 3.11 | 28.06 | 22.45 | 24.57 | 6.70 | 13.58 |

* पुनर्रचित जिल्हांची माहिती स्वतंत्रपणे उपलब्ध नाही.

Selected indicators (1983-84)

| धारण जमिनीची टक्केवारी Percentage of operational holdings, 1980-81 | | | | बहिल धारण जमिनीच्या वर्गाप्रमाणे Percentage distribution of operated area by size class | | | | District |
|---|-------|-----------------------------|---------------|--|-------|-------|-------|-------------------|
| 10-20 | 20-50 | 50 आणि अधिक 56 and above | एकूण Total | Up to 1 पर्यंत | 1-2 | 2-4 | 4-5 | (2) |
| (57) | (58) | (59) | (60) | (61) | (62) | (63) | (64) | (2) |
| 0.27 | 0.09 | .. | 100.00 | 37.80 | 26.81 | 20.65 | 1.74 | Greater Bombay |
| 2.92 | 0.53 | 0.05 | 100.00 | 9.01 | 13.52 | 20.69 | 7.96 | Thane |
| 1.42 | 0.30 | 0.04 | 100.00 | 14.71 | 17.15 | 22.74 | 7.23 | Raigad |
| 3.57 | 0.83 | 0.05 | 100.00 | 6.34 | 6.69 | 20.35 | 8.53 | Ratnagiri |
| 2.77 | 0.76 | 0.24 | 100.00 | 8.74 | 9.53 | 17.36 | 6.90 | Sindhudurg |
| 5.04 | 0.64 | 0.02 | 100.00 | 2.96 | 8.29 | 22.23 | 11.06 | Nashik |
| 3.56 | 0.27 | 0.01 | 100.00 | 2.64 | 9.84 | 21.18 | 10.32 | Dhule |
| 3.31 | 0.20 | @ | 100.00 | 3.78 | 12.67 | 24.84 | 11.21 | Jalgaon |
| 14.09 | 1.50 | 0.05 | 100.00 | 24.60 | 21.76 | 28.44 | 7.05 | Ahmadnagar |
| 4.54 | 0.81 | 0.06 | 100.00 | 4.85 | 9.79 | 21.41 | 9.03 | Pune |
| 1.53 | 0.25 | 0.02 | 100.00 | 10.33 | 16.97 | 26.27 | 8.84 | Satara |
| 3.16 | 0.53 | 0.01 | 100.00 | 7.17 | 12.68 | 23.00 | 8.54 | Sangli |
| 8.90 | 1.45 | 0.05 | 100.00 | 1.81 | 5.86 | 16.34 | 8.35 | Solapur |
| 0.91 | 0.15 | 0.03 | 100.00 | 15.92 | 19.05 | 26.64 | 8.00 | Kolhapur |
| 5.40 | 0.35 | 0.01 | 100.00 | 2.69 | 9.01 | 23.21 | 10.48 | Aurangabad |
| 6.96 | 0.39 | 0.01 | 100.00 | 1.86 | 8.53 | 20.63 | 10.01 | Jalna |
| 4.47 | 0.34 | 0.01 | 100.00 | 2.19 | 8.90 | 22.94 | 11.26 | Parbhani |
| 5.24 | 0.51 | 0.02 | 100.00 | 2.74 | 8.85 | 22.59 | 10.33 | Beed |
| 3.47 | 0.22 | @ | 100.00 | 3.30 | 10.38 | 25.05 | 11.43 | Nanded |
| 9.29 | 1.09 | 0.04 | 100.00 | 1.53 | 6.83 | 16.45 | 8.84 | Osmanabad |
| 8.21 | 0.74 | 0.01 | 100.00 | 1.52 | 6.95 | 18.71 | 9.56 | Latur |
| 4.19 | 0.45 | 0.01 | 100.00 | 4.44 | 12.61 | 24.44 | 9.97 | Buldana |
| 5.12 | 0.48 | 0.01 | 100.00 | 3.16 | 13.09 | 23.86 | 8.28 | Akola |
| 3.49 | 0.33 | 0.01 | 100.00 | 5.00 | 15.49 | 25.83 | 9.25 | Amravati |
| 6.56 | 0.66 | 0.01 | 100.00 | 1.27 | 9.10 | 23.16 | 10.39 | Yavatmal |
| 5.12 | 0.48 | 0.02 | 100.00 | 1.92 | 10.73 | 22.45 | 10.36 | Wardha |
| 4.44 | 0.49 | 0.02 | 100.00 | 2.72 | 11.07 | 23.58 | 10.86 | Nagpur |
| 0.98 | 0.11 | 0.01 | 100.00 | 14.40 | 22.10 | 26.85 | 7.93 | Bhandara |
| 3.57 | 0.36 | 0.01 | 100.00 | 5.70 | 10.78 | 23.27 | 10.72 | Chandrapur |
| 1.99 | 0.20 | 0.01 | 100.00 | 6.72 | 16.70 | 28.94 | 10.11 | Gadchiroli |
| 4.11 | 0.50 | 0.03 | 100.00 | 4.56 | 10.93 | 22.55 | 9.62 | Maharashtra State |

* The information of reorganised districts is not separately available.

@ ०.०००५ इत कमी

@ less than 000.5

A-290-11.

| | | (हेक्टरात धारण जमिनीची टक्केवारी) (in hectare) of operational holdings (1980-81) | | | | | शेतीविषयक काम करणाऱ्या दर व्यक्तीमागे कसलेले निव्वळ क्षेत्र (हेक्टरांत) Net area sown per agricultural worker (hectare) (1983-84) | सिंचनाखालील निव्वळ क्षेत्राची कसलेल्या निव्वळ क्षेत्राशी टक्केवारी Percentage of net area irrigated to net area sown (1979-80) |
|---------------------|---------------|---|-------|-------|--------------------------|---------------|---|---|
| अनुक्रमांक | जिल्हा | 5-10 | 10-20 | 20-50 | 50 आणि अधिक and above | एकूण Total | | |
| Sr. No. | | | | | | | | |
| (1) | (2) | (65) | (66) | (67) | (68) | (69) | (70) | (71) |
| 1 | बृहन्मंडई .. | 4.42 | 5.50 | 3.08 | .. | 100.00 | 2.7 | 14.1 |
| 2 | ठाणे .. | 23.33 | 16.84 | 6.28 | 2.37 | 100.00 | 1.6 | 2.7 |
| 3 | रायगड .. | 19.81 | 11.26 | 4.80 | 2.30 | 100.00 | 4.0 | 4.7 |
| 4 | रत्नागिरी .. | 26.75 | 18.30 | 8.51 | 1.53 | 100.00 | 6.1 | 4.4 |
| 5 | सिंधुदुर्ग .. | 22.52 | 16.71 | 9.54 | 8.70 | 100.00 | * | * |
| 6 | नाशिक .. | 32.71 | 17.81 | 4.33 | 0.61 | 100.00 | 2.7 | 13.0 |
| 7 | धुळे .. | 39.98 | 13.84 | 1.91 | 0.29 | 100.00 | 2.3 | 9.7 |
| 8 | जळगाव .. | 31.86 | 14.09 | 1.50 | 0.05 | 100.00 | 1.9 | 12.3 |
| 9 | अहमदनगर .. | 13.22 | 4.26 | 0.63 | 0.04 | 100.00 | 3.4 | 16.6 |
| 10 | पुणे .. | 27.52 | 18.82 | 6.82 | 1.76 | 100.00 | 5.1 | 16.0 |
| 11 | सातारा .. | 21.93 | 10.66 | 3.31 | 1.69 | 100.00 | 4.5 | 17.1 |
| 12 | सांगली .. | 25.66 | 16.97 | 5.35 | 0.63 | 100.00 | 4.3 | 11.4 |
| 13 | सोलापूर .. | 32.40 | 26.28 | 7.96 | 1.00 | 100.00 | 3.9 | 11.4 |
| 14 | कोल्हापूर .. | 17.95 | 7.68 | 2.55 | 2.21 | 100.00 | 3.0 | 14.1 |
| 15 | औरंगाबाद .. | 33.82 | 18.33 | 2.20 | 0.26 | 100.00 | 4.1 | 11.2 |
| 16 | जालना .. | 35.37 | 21.36 | 2.19 | 0.05 | 100.00 | * | * |
| 17 | परभणी .. | 36.60 | 15.85 | 2.14 | 0.12 | 100.00 | 3.1 | 6.5 |
| 18 | बीड .. | 33.26 | 18.29 | 3.50 | 0.44 | 100.00 | 4.2 | 12.4 |
| 19 | नांदेड .. | 33.99 | 14.22 | 1.57 | 0.06 | 100.00 | 2.9 | 5.2 |
| 20 | उस्मानाबाद .. | 34.03 | 25.79 | 5.94 | 0.59 | 100.00 | 3.5 | 12.5 |
| 21 | लातूर .. | 35.01 | 24.23 | 3.95 | 0.07 | 100.00 | * | * |
| 22 | बुलडाणा .. | 27.43 | 17.50 | 3.44 | 0.17 | 100.00 | 2.2 | 4.4 |
| 23 | अकोला .. | 28.50 | 19.54 | 3.31 | 0.26 | 100.00 | 2.1 | 2.5 |
| 24 | अमरावती .. | 26.13 | 15.19 | 2.81 | 0.30 | 100.00 | 1.8 | 4.5 |
| 25 | यवतमाळ .. | 31.41 | 20.45 | 3.94 | 0.28 | 100.00 | 2.0 | 2.8 |
| 26 | वर्धा .. | 33.17 | 17.69 | 3.19 | 0.49 | 100.00 | 2.3 | 7.3 |
| 27 | नागपूर .. | 31.46 | 16.32 | 3.53 | 0.46 | 100.00 | 2.3 | 9.6 |
| 28 | भंडारा .. | 19.23 | 7.60 | 1.75 | 0.14 | 100.00 | 1.6 | 35.8 |
| 29 | चंद्रपूर .. | 30.76 | 15.36 | 3.04 | 0.37 | 100.00 | 2.6 | 17.6 |
| 30 | गडचिरोली .. | 24.22 | 10.71 | 2.17 | 0.43 | 100.00 | * | * |
| महाराष्ट्र राज्य .. | | 29.93 | 17.42 | 4.10 | 0.89 | 100.00 | 2.8 | 10.8 |

* पुनर्रचित जिल्हांची माहिती स्वतंत्रपणे उपलब्ध नाही.

Selected indicators (1983-84)

| सिंचनाखालील एकूण क्षेत्राची लागवडी खालील एकूण क्षेत्राची टक्केवारी | प्रत्यक्ष सिंचित क्षेत्राची निमित्त सिंचन क्षमतेची जिल्हावार टक्केवारी | दर १०० हेक्टर कसलेल्या निव्वळ क्षेत्रामागे लाकडी नांगरांची संख्या | दर १०० हेक्टर कसलेल्या निव्वळ क्षेत्रामागे लोखंडी नांगरांची संख्या | दर १०० हेक्टर कसलेल्या निव्वळ क्षेत्रामागे ट्रॅक्टरांची संख्या | दर १०० हेक्टर कसलेल्या निव्वळ क्षेत्रामागे कामा- साठी वापरलेल्या गाई-बैलांची संख्या | दर १०० हेक्टर कसलेल्या निव्वळ क्षेत्रामागे कामासाठी वापरलेल्या म्हशी-रेडघांची संख्या | District |
|---|--|--|--|--|---|--|-------------------|
| Percentage of gross irrigated area to gross cropped area (1979-80). | Percentage of actual irrigated area to irrigated potential created (000 hectare) (1983-84) | Number of wooden ploughs per 100 hectares of net area sown (1983-84) | Number of iron ploughs per 100 hectares of net area sown (1983-84) | Number of tractors per 100 hectares of net area sown (1983-84) | Number of working cattle per hundred hectares of net area sown (1982) | Number of working buffaloes per 100 hectares of net area sown (1982) | (2) |
| (72) | (73) | (74) | (75) | (76) | (77) | (78) | |
| 13.8 | .. | 0.1 | .. | .. | 15 | 4.7 | Greater Bombay |
| 2.8 | 10.25 | 44.6 | 0.4 | 0.04 | 91 | 13.3 | Thane |
| 4.2 | 33.87 | 40.4 | .. | 0.01 | 96 | 21.9 | Raigad |
| 4.6 | 11.61 | 74.2 | 0.1 | .. | 104 | 14.3 | Ratnagiri |
| * | 16.49 | * | * | .. | * | * | Sindhudurg |
| 15.0 | 45.46 | 16.4 | 6.1 | 0.35 | 40 | 2.2 | Nashik |
| 11.6 | 31.25 | 15.0 | 3.1 | 0.19 | 41 | 0.9 | Dhule |
| 12.8 | 21.30 | 6.9 | 4.2 | 0.24 | 34 | 0.5 | Jalgaon |
| 21.3 | 59.03 | 2.3 | 5.7 | 0.26 | 28 | 0.5 | Ahmednagar |
| 18.0 | 41.00 | 7.7 | 4.7 | 0.10 | 29 | 0.4 | Pune |
| 19.6 | 44.96 | 7.3 | 6.3 | 0.17 | 29 | 0.8 | Satara |
| 15.7 | 28.22 | 3.7 | 6.0 | 0.19 | 20 | 2.3 | Sangli |
| 13.4 | 38.99 | 1.4 | 3.9 | 0.06 | 17 | 0.7 | Solapur |
| 15.7 | 50.27 | 23.4 | 4.2 | 0.56 | 37 | 9.2 | Kolhapur |
| 12.8 | 33.35 | 2.1 | 4.1 | 0.09 | 34 | 0.3 | Aurangabad |
| * | 33.95 | * | * | * | * | * | Jalna |
| 7.1 | 24.52 | 5.8 | 2.1 | 0.03 | 26 | 0.3 | Parbhani |
| 13.2 | 29.18 | 0.5 | 4.1 | 0.03 | 34 | 0.2 | Beed |
| 6.0 | 30.06 | 12.1 | 0.6 | 0.02 | 31 | 0.3 | Nanded |
| 13.0 | 50.31 | 3.0 | 3.1 | 0.04 | 27 | 0.6 | Osmanabad |
| * | 24.74 | * | * | * | * | * | Latur |
| 5.0 | 20.72 | 1.0 | 5.8 | 0.13 | 34 | 0.6 | Buldana |
| 2.9 | 18.51 | 3.1 | 4.1 | 0.08 | 29 | 0.2 | Akola |
| 5.3 | 15.95 | 5.5 | 2.9 | 0.09 | 28 | 0.1 | Amravati |
| 3.2 | 19.68 | 11.6 | 2.4 | 0.02 | 34 | 0.2 | Yavatmal |
| 7.8 | 19.90 | 8.2 | 2.2 | 0.01 | 29 | 0.1 | Wardha |
| 10.9 | 25.59 | 12.9 | 0.8 | 0.01 | 38 | 0.2 | Nagpur |
| 30.5 | 80.22 | 42.2 | 2.1 | 0.10 | 81 | 10.2 | Bhandara |
| 17.08 | 69.31 | 30.9 | 1.1 | 0.03 | 68 | 6.2 | Chandrapur |
| * | 50.19 | * | * | * | * | * | Gadchiroli |
| 12.2 | 39.37 | 10.5 | 3.6 | 0.12 | 36 | 1.9 | Maharashtra State |

* The information of the reorganised districts is not separately available.

| अनुक्रमांक Sr. No | जिल्हा | दर १००० लोक- संख्येमागे दूधत्या गाईं म्हशींची संख्या | दर १००० लोक- संख्येमागे पशु- घनाची संख्या | दर चौरस किलो मीटर भौगोलिक क्षेत्रामागे पशु घनाची (गो-जातीय) संख्या | वनक्षेत्राची एकूण भौगोलिक क्षेत्राची टक्केवारी | दर हेक्टर वनक्षेत्रामागे वनोत्पादनाचे मूल्य (रुपयात) Value of | शिक्षर व मध्यवर्ती कृषि व बिगर कृषि पत संस्था Agricultural and non-agri- cultural credit apex | |
|----------------------|---------------|---|--|---|---|---|--|---|
| | | Number of cows and buffaloes in milk per 1000 human population (1982) | Strength of livestock per 100 human population (1982) | Number of Livestock (bovine) per sq. km. of total land area (geogra- phical area) (1982) | Percentage of forest area to total geographical area (1983-84) | forest produce per hectare of forest area (Rs.) (1983-84) | प्रति संस्था सभासद संख्या Number of members per society (^{'00}) | प्रति संस्था मालकीचे भांडवल Owned capital per society (In crore Rs.) |
| (1) | (2) | (79) | (80) | (81) | (82) | (83) | (84) | (85) |
| 1 | बृहन्मुंबई .. | 6 | 1 | 115 | .. | .. | 2,161 | 62.5 |
| 2 | ठाणे .. | 33 | 24 | 70 | 36.7 | 161.4 | 286 | 4.7 |
| 3 | रायगड .. | 55 | 44 | 82 | 23.3 | 61.6 | 187 | 1.5 |
| 4 | रत्नागिरी .. | 52 | 46 | 74 | 3.5 | 105.3 | 115 | 2.2 |
| 5 | सिंधुदुर्ग .. | 48 | 44 | 62 | * | * | 4 | 1.5 |
| 6 | नाशिक .. | 49 | 54 | 65 | 20.5 | 128.7 | 129 | 6.7 |
| 7 | धुळे .. | 50 | 58 | 61 | 27.7 | 31.8 | 42 | 5.5 |
| 8 | जळगांव .. | 60 | 46 | 74 | 16.5 | 41.4 | 79 | 8.9 |
| 9 | अहमदनगर .. | 59 | 72 | 62 | 11.3 | 2.7 | 37 | 13.4 |
| 10 | पुणे .. | 40 | 42 | 61 | 12.8 | 3.3 | 62 | 10.2 |
| 11 | सातारा .. | 72 | 58 | 63 | 15.0 | 7.9 | 458 | 6.9 |
| 12 | सांगली .. | 86 | 57 | 70 | 5.7 | 57.5 | 120 | 6.0 |
| 13 | सोलापूर .. | 52 | 57 | 48 | 2.5 | 1.2 | 103 | 4.4 |
| 14 | कोल्हापूर .. | 79 | 37 | 89 | 20.3 | 6.2 | 377 | 10.0 |
| 15 | औरंगाबाद .. | 45 | 57 | 56 | 6.0 | 8.3 | 11 | 4.4 |
| 16 | जालना .. | 59 | 65 | 59 | * | * | 5 | 1.5 |
| 17 | परभणी .. | 77 | 64 | 72 | 3.0 | 17.1 | 14 | 5.8 |
| 18 | बीड .. | 78 | 83 | 68 | 1.9 | 9.0 | 14 | 3.5 |
| 19 | नांदेड .. | 78 | 63 | 80 | 11.4 | 39.9 | 14 | 4.0 |
| 20 | उस्मानाबाद .. | 74 | 64 | 62 | 0.4 | 2.3 | 190 | 5.4 |
| 21 | लातूर .. | 63 | 50 | 67 | * | * | * | * |
| 22 | बुलढाणा .. | 74 | 67 | 72 | 16.1 | 11.1 | 38 | 4.1 |
| 23 | अकोला .. | 61 | 53 | 68 | 8.2 | 46.7 | 23 | 3.5 |
| 24 | अमरावती .. | 53 | 48 | 52 | 30.9 | 493.6 | 24 | 3.8 |
| 25 | यवतमाळ .. | 64 | 67 | 63 | 27.5 | 143.9 | 54 | 6.5 |
| 26 | वर्धा .. | 52 | 59 | 66 | 14.1 | 957.6 | 7 | 2.4 |
| 27 | नागपूर .. | 34 | 38 | 72 | 27.9 | 554.7 | 18 | 4.3 |
| 28 | भंडारा .. | 56 | 55 | 89 | 46.4 | 243.0 | 51 | 2.3 |
| 29 | चंद्रपूर .. | 62 | 70 | 73 | 69.2 | 572.8 | 16 | 2.1 |
| 30 | गडचिरोली .. | 100 | 112 | 36 | * | * | * | * |
| महाराष्ट्र राज्य .. | | 51 | 47 | 65 | 19.9 | 167.3 | 351 | 12.2 |

* पुनर्रचित जिल्हांची माहिती स्वतंत्रपणे उपलब्ध नाही

Selected indicators (1983-84)

| कृषि व पत संस्था Central Institutions (1983-84) | | कृषि पत व बहुउद्देशीय संस्था Agricultural credit and multipurpose Society (1983-84) | | | | बिगर-कृषि पत संस्था Non-agricultural credit society (1983-84) | | | | District |
|--|--|---|---|--|--|---|---|--|--|-------------------|
| प्रति संस्था डेवी (कोटी रुपये) Deposits per society (In crore Rs.) | प्रति संस्था कर्ज (कोटी रुपये) Borrowings per society (In crore Rs.) | प्रति संस्था सभासद संख्या Number of members per society | प्रति संस्था मालकीचे भांडवल Owned capital per society (In '000' Rs.) | प्रति संस्था डेवी Deposits per society (In '000' Rs.) | प्रति संस्था कर्ज Borrowings per society (In '000' Rs.) | प्रति संस्था सभासद संख्या Number of members per society | प्रति संस्था मालकीचे भांडवल Owned capital per society (in '000' Rs.) | प्रति संस्था डेवी Deposits per society (In '000' Rs.) | प्रति संस्था कर्ज Borrowings per society (In '000' Rs.) | |
| (86) | (87) | (88) | (89) | (90) | (91) | (92) | (93) | (94) | (95) | (2) |
| 239.7 | 87.9 | 333 | 55.6 | 11.1 | | 1,300 | 1,093.9 | 4,078.1 | 145.7 | Greater Bombay |
| 45.8 | 1.2 | 389 | 62.5 | 7.1 | 86.5 | 688 | 577.8 | 1,708.2 | 33.5 | Thane |
| 19.1 | .. | 279 | 33.1 | | 56.5 | 681 | 387.6 | 1,264.6 | 156.6 | Raigad |
| 16.6 | 0.1 | 441 | 47.1 | 2.5 | 48.8 | 1,432 | 529.5 | 2,206.8 | 63.6 | Ratnagiri |
| 8.7 | 0.1 | 433 | 55.7 | 1.8 | 94.5 | 400 | 164.0 | 372.0 | 44.0 | Sindhudurg |
| 54.9 | 16.0 | 370 | 205.7 | 2.5 | 466.1 | 798 | 647.7 | 1,809.6 | 313.3 | Nashik |
| 24.0 | 13.3 | 428 | 146.3 | 1.8 | 397.5 | 613 | 438.0 | 1,391.2 | 230.7 | Dhule |
| 61.4 | 8.6 | 271 | 146.1 | 0.9 | 371.3 | 1,103 | 646.2 | 2,808.5 | 220.5 | Jalgaon |
| 80.2 | 28.0 | 365 | 224.6 | 22.9 | 444.7 | 750 | 714.7 | 1,764.5 | 298.4 | Ahmadnagar |
| 88.2 | | 334 | 136.7 | 2.7 | 286.7 | 883 | 760.2 | 2,898.7 | 144.9 | Pune |
| 57.5 | 3.2 | 350 | 101.3 | 1.2 | 237.0 | 822 | 670.1 | 2,058.6 | 164.9 | Satara |
| 57.0 | 6.5 | 447 | 177.1 | 7.5 | 499.2 | 685 | 398.0 | 2,281.5 | 171.4 | Sangli |
| 23.0 | 10.0 | 280 | 93.9 | 2.8 | 263.9 | 616 | 346.4 | 1,306.2 | 51.2 | Solapur |
| 70.9 | 2.2 | 414 | 251.4 | 62.7 | 337.9 | 932 | 529.1 | 2,320.4 | 204.7 | Kolhapur |
| 17.8 | 12.2 | 268 | 56.1 | 4.7 | 280.0 | 256 | 178.9 | 92.5 | 302.3 | Aurangabad |
| 7.4 | 3.6 | 262 | 42.0 | 0.7 | 224.3 | 484 | 222.6 | 683.9 | 387.1 | Jalna |
| 17.0 | 12.9 | 235 | 48.3 | 3.5 | 199.2 | 353 | 173.5 | 529.4 | 341.2 | Parbhani |
| 13.5 | 6.7 | 252 | 45.4 | 4.0 | 175.8 | 207 | 222.0 | 289.0 | 213.4 | Bcd |
| 19.9 | 12.3 | 244 | 53.4 | 9.7 | 220.4 | 194 | 117.5 | 132.0 | 148.5 | Nanded |
| 25.4 | 5.0 | 285 | 51.8 | 3.3 | 170.3 | 458 | 244.1 | 671.2 | 193.2 | Osmanabad |
| * | * | 237 | 45.8 | 1.1 | 203.8 | 154 | 150.4 | 233.3 | 172.6 | Latur |
| 16.7 | 10.5 | 372 | 74.9 | 3.1 | 416.9 | 224 | 191.2 | 689.1 | 272.1 | Buldana |
| 19.0 | 12.3 | 291 | 52.5 | 1.1 | 302.0 | 242 | 135.9 | 493.0 | 194.5 | Akola |
| 16.6 | 6.2 | 347 | 67.7 | 9.0 | 285.4 | 214 | 137.2 | 280.7 | 96.6 | Amravati |
| 24.8 | 12.5 | 461 | 126.0 | 9.5 | 682.9 | 148 | 82.4 | 130.6 | 91.7 | Yavatmal |
| 11.1 | 1.9 | 266 | 55.9 | 1.5 | 229.1 | 265 | 139.7 | 408.9 | 111.8 | Wardha |
| 19.5 | 1.0 | 250 | 41.6 | 2.5 | 162.5 | 675 | 227.5 | 548.5 | 66.0 | Nagpur |
| 11.1 | 0.3 | 277 | 41.1 | 4.4 | 91.1 | 320 | 188.3 | 328.2 | 164.1 | Bhandara |
| 15.9 | 0.8 | 249 | 61.1 | 5.3 | 128.6 | 262 | 159.2 | 171.8 | 74.8 | Chandrapur |
| * | * | 445 | 69.4 | 4.6 | 116.2 | 67 | 73.3 | 53.3 | 66.7 | Gadchiroli |
| 57.0 | 16.8 | 320 | 98.9 | 7.6 | 276.0 | 804 | 601.2 | 2,146.6 | 158.2 | Maharashtra State |

* The information of the reorganised districts is not separately available.

| क्रमांक Serial No. | जिल्हा | सहकारी पणन संस्था Co-operative marketing societies (1983-84) | | | सहकारी उत्पादक संस्था Co-operative marketing enterprises (1983-84) | | |
|-----------------------|------------|---|--|---|---|--|---|
| | | प्रति संस्था सभासद संख्या Number of members per society | प्रति संस्था मालकीचे भांडवल Owned capital per society (In '000 Rs.) | प्रति संस्था कर्ज Borrowings per society (In '000 Rs.) | प्रति संस्था सभासद संख्या Number of members per society | प्रति संस्था मालकीचे भांडवल Owned capital per society (In '000 Rs.) | प्रति संस्था कर्ज Borrowings per society (In '000 Rs.) |
| (1) | (2) | (96) | (97) | (98) | (99) | (100) | (101) |
| 1 | अहमदनगर | 2,000 | 2,37,400.0 | 1,72,400.0 | 137 | 504.6 | 350.8 |
| 2 | ठाणे | 600 | 370.0 | 210.0 | 154 | 194.8 | 221.2 |
| 3 | रायगड | 375 | 175.0 | 337.5 | 173 | 144.6 | 96.3 |
| 4 | रत्नागिरी | 455 | 618.2 | 54.4 | 231 | 102.3 | 130.1 |
| 5 | मिथुदुर्ग | 56 | 433.3 | 33.3 | 257 | 265.3 | 112.9 |
| 6 | नाशिक | 1,308 | 1,130.8 | 669.2 | 181 | 490.8 | 477.5 |
| 7 | घुळे | 893 | 517.9 | 107.1 | 127 | 185.3 | 179.7 |
| 8 | जळगांव | 840 | 640.0 | 256.0 | 128 | 251.7 | 270.2 |
| 9 | अहमदनगर | 1,611 | 1,000.0 | 383.3 | 219 | 1,074.3 | 1,127.0 |
| 10 | पुणे | 771 | 460.0 | 174.3 | 106 | 265.6 | 280.9 |
| 11 | सातारा | 1,818 | 983.3 | 572.7 | 151 | 331.0 | 434.2 |
| 12 | सांगली | 1,000 | 1,091.7 | 850.0 | 182 | 446.8 | 425.8 |
| 13 | सोलापूर | 667 | 344.4 | 172.2 | 115 | 512.3 | 597.9 |
| 14 | कोल्हापूर | 4,950 | 3,280.0 | 490.0 | 282 | 743.7 | 785.0 |
| 15 | औरंगाबाद | 1,429 | 585.7 | 821.4 | 166 | 414.3 | 701.2 |
| 16 | जालना | 1,800 | 500.0 | 800.0 | 221 | 250.0 | 122.1 |
| 17 | परभणी | 556 | 511.1 | 888.9 | 183 | 650.3 | 1,047.4 |
| 18 | बीड | 889 | 411.1 | 55.6 | 92 | 271.6 | 412.3 |
| 19 | नांदेड | 1,867 | 706.7 | 446.7 | 122 | 192.5 | 317.4 |
| 20 | उस्मानाबाद | 333 | 250.0 | 233.3 | 156 | 187.9 | 147.3 |
| 21 | लातूर | 1,333 | 566.7 | 1,016.7 | 135 | 252.6 | 242.8 |
| 22 | बुलढाणा | 1,167 | 977.8 | 355.6 | 133 | 179.4 | 193.2 |
| 23 | अकोला | 1,667 | 955.6 | 288.9 | 128 | 169.0 | 101.8 |
| 24 | अमरावती | 850 | 565.0 | 95.0 | 124 | 159.5 | 38.8 |
| 25 | यवतमाळ | 1,400 | 853.3 | 100.0 | 183 | 227.0 | 200.7 |
| 26 | वर्धा | 421 | 636.8 | 110.5 | 125 | 82.7 | 20.8 |
| 27 | नागपूर | 652 | 4,847.8 | 604.3 | 90 | 176.8 | 137.0 |
| 28 | भंडारा | 786 | 621.4 | 364.3 | 124 | 42.6 | 39.4 |
| 29 | चंद्रपूर | 538 | 461.5 | 246.2 | 132 | 35.5 | 20.4 |
| 30 | यडचिरोली | 429 | 300.0 | 71.4 | 111 | 11.1 | 13.2 |
| महाराष्ट्र राज्य | | 1,114 | 1,419.4 | 680.2 | 154 | 353.0 | 383.1 |

*पुनर्रचित जिल्ह्यांची माहिती स्वतंत्रपणे उपलब्ध नाही.

Selected indicators (1983-84)

| दर चालू कारखान्यांमार्गे कामगारांची संख्या | दर लाख लोक-संख्येमागे कारखान्यातील कामगारांची संख्या | कारखान्यातील कामगारांची टक्केवारी | वस्तुनिर्माण उद्योगातील कामगारांचे प्रति कामगार वार्षिक उत्पन्न (रुपयांत) | विद्युतीकरण झालेल्या शहरे व गावांची एकूण शहरे व गावांशी टक्केवारी | घरगुती विजेचा दरडोई वापर (किलोवॅट तास) | उद्योगधंद्यासाठी विजेचा दरडोई वापर (किलोवॅट तास) | दर लाख लोकसंख्येमागे मोटार वाहनांची संख्या | District |
|---|--|--------------------------------------|--|--|--|--|---|-------------------|
| Number of factory workers per working factory (1983-84) | Number of factory workers per lakh of population (1983-84) | Percentage of factory workers (1983) | per capita annual earnings of employees in manufacturing industries (in Rs.) (1983-84) | Percentage of towns and villages electrified to total number of towns and villages (1983-84) | Domestic consumption of electricity per capita (kwh) (1983-84) | Industrial consumption of electricity per capita (kwh) (1983-84) | Motor vehicles per lakh of population (1983-84) | (2) |
| (102) | (103) | (104) | (105) | (106) | (107) | (108) | (109) | |
| 69 | 5,879 | 45.85 | 18,134 | 100.0 | 151.34 | 421.18 | 4,569 | Greater Bombay |
| 91 | 3,449 | 10.89 | 21,350 | 70.4 | 33.93 | 453.51 | 1,644 | Thane |
| 102 | 895 | 1.24 | 20,619 | 74.3 | 20.64 | 303.62 | 715 | Raigad |
| 43 | 297 | 0.39 | 7,850 | 60.0 | 13.66 | 22.12 | 738 | Ratnagiri |
| 31 | 344 | 0.25 | 5,897 | * | 14.41 | 13.72 | 254 | Sindhudurg |
| 68 | 1,345 | 3.70 | 12,230 | 82.8 | 17.67 | 78.94 | 1,875 | Nashik |
| 41 | 417 | 0.79 | 8,862 | 71.9 | 12.04 | 19.80 | 1,077 | Dhule |
| 60 | 1,014 | 2.45 | 8,348 | 96.5 | 16.39 | 45.49 | 1,270 | Jalgaon |
| 73 | 724 | 1.31 | 9,267 | 83.1 | 11.98 | 36.74 | 1,582 | Ahmadnagar |
| 69 | 3,013 | 11.62 | 19,938 | 68.9 | 39.63 | 169.50 | 4,163 | Pune |
| 52 | 580 | 1.10 | 12,959 | 75.3 | 15.91 | 22.26 | 1,072 | Satara |
| 37 | 727 | 1.23 | 11,305 | 73.5 | 14.12 | 50.69 | 1,649 | Sangli |
| 23 | 1,042 | 2.51 | 7,167 | 85.4 | 11.48 | 59.20 | 1,150 | Solapur |
| 43 | 1,253 | 1.85 | 10,559 | 83.7 | 20.78 | 105.40 | 2,414 | Kolhapur |
| 64 | 1,329 | 1.94 | 10,448 | 92.4 | 13.96 | 84.70 | 2,314 | Aurangabad |
| 35 | 337 | 0.32 | 5,471 | * | 11.25 | 20.60 | 453 | Jalna |
| 48 | 235 | 0.36 | 4,166 | 82.1 | 8.14 | 9.96 | 323 | Parbhani |
| 41 | 254 | 0.33 | 8,095 | 81.1 | 7.78 | 7.22 | 387 | Beed |
| 65 | 459 | 0.74 | 8,257 | 94.9 | 9.50 | 19.20 | 527 | Nanded |
| 67 | 116 | 0.25 | 7,610 | 89.6 | 6.48 | 7.26 | 350 | Osmanabad |
| * | * | * | 5,389 | * | 8.30 | 19.52 | * | Latur |
| 36 | 410 | 0.57 | 5,010 | 97.5 | 9.89 | 17.80 | 637 | Buldana |
| 45 | 693 | 1.17 | 5,670 | 68.6 | 14.17 | 30.69 | 1,068 | Akola |
| 32 | 524 | 0.90 | 5,967 | 84.9 | 13.78 | 20.75 | 1,113 | Amravati |
| 52 | 470 | 0.75 | 4,881 | 85.3 | 11.03 | 22.01 | 547 | Yavatmal |
| 95 | 854 | 0.74 | 8,876 | 83.3 | 17.12 | 42.36 | 866 | Wardha |
| 51 | 1,631 | 3.92 | 9,140 | 85.7 | 29.29 | 129.68 | 2,922 | Nagpur |
| 11 | 235 | 0.40 | 4,608 | 70.8 | 10.93 | 81.90 | 664 | Bhandara |
| 50 | 673 | 0.88 | 11,200 | 45.1 | 13.51 | 203.70 | 606 | Chandrapur |
| 17 | 84 | 0.05 | 3,225 | * | * | * | * | Gadchiroli |
| 61 | 1,714 | 100.0 | 15,994 | 77.8 | 35.14 | 135.74 | 1,855 | Maharashtra State |

* The information of the reorganised districts is not separately available.

| अनुक्रमांक Sr. No. | जिल्हा | दर लाख लोकसंख्येमागे रस्त्याची लांबी (कि. मी.) | दर १०० चौरस किलोमिटर भौगोलिक क्षेत्रामागे रस्त्यांची लांबी (कि. मी.) | दर १०० चौरस किलोमिटर भौगोलिक क्षेत्रामागे लोहमार्गांची लांबी (कि. मी.) | दर लाख लोकसंख्ये- मागे लोहमार्गांची लांबी (कि. मी.) | दर लाख लोक- संख्येमागे टपाल व तार कार्यालयाची संख्या | दर लाख लोक- संख्येमागे टपाल पेट्यांची संख्या |
|-----------------------|------------|--|--|---|--|---|---|
| (1) | (2) | Road length per lakh of population (km.) (1983-84) | Road length per 100 sq. km of geographi- cal area (Km.) (1983-84) | Railway kilometerage per 100 sq. Km. of geographi- cal area (Km.) (1983-84) | Railway kilometerage per lakh of population (Km.) (1983-84) | Number of post and telegraph offices per lakh of population (1983-84) | Number of letter boxes per lakh of population (1983-84) |
| (1) | (2) | (110) | (111) | (112) | (113) | (114) | (115) |
| 1 | बृहन्मंबई | 0.6 | 8.2 | 34.0 | 2.3 | 4 | 24 |
| 2 | ठाणे | 125.1 | 46.8 | 1.8 | 4.7 | 13 | 57 |
| 3 | रायगड | 270.6 | 60.1 | 2.6 | 12.0 | 29 | 121 |
| 4 | रत्नागिरी | 294.6 | 53.7 | .. | .. | 46 | 86 |
| 5 | सिधुदुर्ग | 324.3 | 52.3 | .. | .. | 48 | 162 |
| 6 | नाशिक | 310.7 | 62.7 | 1.7 | 8.5 | 24 | 70 |
| 7 | धुळे | 355.9 | 57.9 | 0.2 | 1.4 | 24 | 68 |
| 8 | जळगांव | 230.8 | 53.7 | 4.3 | 18.6 | 24 | 56 |
| 9 | अहमदनगर | 454.8 | 76.1 | 1.1 | 6.9 | 26 | 73 |
| 10 | पुणे | 218.1 | 61.3 | 2.0 | 7.2 | 19 | 66 |
| 11 | सातारा | 354.6 | 72.7 | 1.3 | 6.2 | 31 | 108 |
| 12 | सांगली | 391.0 | 87.6 | 2.0 | 8.8 | 21 | 62 |
| 13 | सोलापूर | 328.1 | 60.3 | 3.0 | 16.4 | 23 | 51 |
| 14 | कोल्हापूर | 168.0 | 57.1 | 0.5 | 1.4 | 22 | 56 |
| 15 | औरंगाबाद | 223.2 | 36.4 | 1.0 | 6.4 | 32 | 98 |
| 16 | जालना | 239.0 | 34.0 | 1.2 | 8.1 | 23 | 46 |
| 17 | परभणी | 252.5 | 39.6 | 2.4 | 15.2 | 17 | 63 |
| 18 | बीड | 266.8 | 37.6 | 0.4 | 3.2 | 21 | 35 |
| 19 | नांदेड | 289.5 | 50.6 | 2.1 | 12.3 | 24 | 62 |
| 20 | उस्मानाबाद | 278.1 | 40.2 | 0.9 | 6.5 | 14 | 73 |
| 21 | लातूर | 206.0 | 38.4 | 0.8 | 4.2 | 24 | 58 |
| 22 | बुलढाणा | 202.4 | 33.2 | 0.9 | 5.5 | 26 | 74 |
| 23 | अकोला | 182.7 | 33.0 | 3.1 | 17.1 | 23 | 80 |
| 24 | अमरावती | 173.3 | 27.8 | 1.4 | 9.0 | 27 | 66 |
| 25 | यवतमाळ | 256.5 | 34.4 | 1.0 | 7.5 | 23 | 67 |
| 26 | वर्धा | 204.0 | 31.8 | 2.4 | 15.3 | 23 | 81 |
| 27 | नागपूर | 123.9 | 34.2 | 3.8 | 13.8 | 27 | 116 |
| 28 | भंडारा | 209.1 | 44.3 | 3.1 | 14.8 | 19 | 142 |
| 29 | चंद्रपूर | 256.2 | 36.1 | 3.0 | 21.1 | 35 | 110 |
| 30 | गडचिरोली | 380.0 | 16.4 | * | * | * | * |
| महाराष्ट्र राज्य | | 221.5 | 47.8 | 1.7 | 8.1 | 21 | 67 |

*पुनर्रचित जिल्हांची माहिती स्वतंत्रपणे उपलब्ध नाही.

Selected indicators (1983-84)

| दर लाख लोक- संख्येमागे टेली- फोनची संख्या | दर लाख लोक- संख्येमागे व्यापारी बँकेची संख्या | दर लाख लोक- संख्येमागे सहकारी बँकेची संख्या | दर लाख बिगर नागरी क्षेत्रातील लोकसंख्येमागे जिल्हा परिषदांचे खर्च (लाख रुपयात) | दर लाख बिगर नागरी क्षेत्रातील लोकसंख्येमागे जिल्हा परिषदांचे उत्पन्न (लाख रुपयात) | प्रति आस्थापना रोजगार (आर्थिक गणना) | दर लाख लोक- संख्येमागे आस्थापनाची संख्या (आर्थिक गणना) | District |
|---|--|--|--|--|--|--|-------------------|
| Number of telephones per lakh of population (1983-84) | Number of commercial banks per lakh of population (1983-84) | Number of Co-operative banks per lakh of population (1983) | Expenditure of Zilla Parishads per lakh non- municipal population (lakh Rs.) (1983-84) | Receipts of Zilla Parishads per lakh non- municipal population (1983-84) | Employment per establishment (Economic census, 1980). | Number of establishments per lakh of population (Economic census, 1980) | (2) |
| (116) | (117) | (118) | (119) | (120) | (121) | (122) | |
| 4,015 | 11.8 | 3.4 | .. | .. | 23 | 1,847 | Greater Bombay |
| 964 | 6.2 | 2.8 | 156 | 154 | 20 | 1,111 | Thane |
| 366 | 6.3 | 3.5 | 189 | 193 | 12 | 858 | Raigad |
| 172 | 7.8 | 4.7 | 227 | 223 | 8 | 9,117 | Ratnagiri |
| 181 | 2.2 | 1.4 | 772 | 272 | * | * | Sindhudurg |
| 432 | 5.2 | 5.9 | 168 | 174 | 16 | 773 | Nashik |
| 251 | 4.2 | 4.3 | 102 | 110 | 11 | 592 | Dhule |
| 333 | 4.4 | 6.4 | 194 | 194 | 13 | 617 | Jalgaon |
| 275 | 4.3 | 6.7 | 201 | 200 | 14 | 617 | Ahmadnagar |
| 969 | 8.3 | 5.2 | 237 | 238 | 19 | 905 | Pune |
| 248 | 5.6 | 5.7 | 225 | 226 | 12 | 672 | Satara |
| 383 | 7.5 | 7.4 | 205 | 203 | 13 | 723 | Sangli |
| 323 | 5.6 | 4.6 | 185 | 182 | 13 | 981 | Solapur |
| 451 | 6.4 | 6.9 | 205 | 205 | 14 | 963 | Kolhapur |
| 390 | 4.4 | 3.8 | 213 | 210 | 14 | 453 | Aurangabad |
| 147 | * | * | 147 | 149 | * | * | Jalna |
| 133 | 4.3 | 4.1 | 149 | 149 | 9 | 659 | Parbhani |
| 109 | 3.6 | 3.8 | 190 | 187 | 10 | 507 | Beed |
| 162 | 4.7 | 4.6 | 205 | 205 | 10 | 576 | Nanded |
| 78 | 3.8 | 3.8 | 95 | 94 | 9 | 550 | Osmanabad |
| 130 | * | * | 208 | 212 | * | * | Latur |
| 170 | 3.9 | 4.6 | 191 | 187 | 9 | 632 | Buldana |
| 245 | 3.7 | 4.1 | 181 | 178 | 11 | 616 | Akola |
| 236 | 4.9 | 3.7 | 211 | 209 | 11 | 678 | Amravati |
| 165 | 3.7 | 3.2 | 202 | 204 | 10 | 549 | Yavatmal |
| 223 | 5.3 | 3.4 | 186 | 190 | 13 | 695 | Wardha |
| 825 | 6.6 | 2.7 | 208 | 206 | 17 | 905 | Nagpur |
| 155 | 3.3 | 2.2 | 159 | 159 | 15 | 503 | Bhandara |
| 156 | 3.6 | 1.5 | 199 | 199 | 12 | 488 | Chandrapur |
| * | * | * | 166 | 174 | * | * | Gadchiroli |
| 862 | 6.1 | 4.0 | 187 | 187 | 16 | 877 | Maharashtra State |

*The information of the reorganised districts is not separately available.

१. क्षेत्रफल आणि लोकसंख्या :

१.१. ह्या विभागात १९८१ च्या जनगणनेवर आधारित अंतिम माहितीचे तक्ते दिले आहेत. यामध्ये लोकसंख्या, दशवर्षीय चढ-उतार, शहरे व गावे, साक्षरता, अनुसूचित जाती व जमाती, काम करणारांचे व्यवसायानुसार वर्गीकरण इत्यादीविषयी माहिती दिली आहे.

१.२. १९८१ च्या जनगणनेमध्ये वापरलेल्या संकल्पना व व्याख्यानुसार 'गांव' हे ठराविक सीमा असलेले व जमिनीचे स्वतंत्रपणे अभिलेख उपलब्ध असलेले महसुली गाव होय. वाड्या किंवा पाडे यांस गावे मानण्यात आलेले नाही. फक्त ह्यास वनव्याप्त गावांचा अपवाद आहे. ही ठिकाणे म्हणजे राखीव जंगलातील लोकसंख्या असलेली ठिकाणे होत. त्यात मुख्यतः जंगल कामगार व त्यांच्या कुटुंबातील व्यक्तींचा समावेश आहे व त्यास गावे असे संबोधण्यात आले आहे. 'वस्ती असलेल्या' गावात 'वस्ती असलेल्या महसुली' व 'वस्ती असलेल्या वनव्याप्त' गावांचा समावेश आहे. "वस्ती नसलेल्या" गावांत कोणत्याही प्रकारची लोकवस्ती नसलेल्या महसुली गावांचा समावेश आहे. १९८१ च्या जनगणनेनुसार शहर किंवा नागरी विभागाची व्याख्या खालीलप्रमाणे करण्यात आली आहे:—

- (१) ज्या ठिकाणी नगरपालिका, कटक मंडळ किंवा मुलकौ वस्ती आहे असे किंवा.
- (२) ५,००० किंवा त्याहून अधिक लोकवस्ती असलेले व ज्यातील कमीतकमी तीन-चतुर्थांश पुरुष कामगार बिगर शेती व्यवसायात गुंतले आहेत असे ठिकाणे.

१९८१ च्या जनगणनेनुसार महाराष्ट्रातील लोकसंख्याविषयक तक्ते भारत सरकारने प्रसिद्ध केलेल्या "भारतीय जनगणना, १९८१, मालिका १२, महाराष्ट्र पुरवणी प्रबंध १" मध्ये उपलब्ध आहेत.

१९८१ च्या जनगणनेनुसार खालीलप्रमाणे व्याख्या करण्यात आल्या आहेत:—

(१) काम:—"काम" ह्या शब्दाची व्याख्या कोणत्याही आर्थिक उत्पादक कार्यात सहभाग, अशी असून त्याचे स्वरूप बौद्धिक किंवा शारीरिक असे आहे. "काम" ह्यात फक्त प्रत्यक्ष केलेल्या कामाचा अंतर्भाव नसून प्रभावी देखरेख व कामाचे मार्गदर्शन याचाही समावेश आहे.

(२) काम करणारे:—संदर्भ वर्षात अगदी काहीवेळ काम केले असले तरी त्या व्यक्तीस काम करणारे असे समजण्यात आले:—

(अ) मुख्यतः काम करणारे:—एखाद्या व्यक्तीने गेल्या वर्षात ६ महिने किंवा जास्त किंवा १८३ दिवस किंवा त्याहून जास्त दिवस काम केले असल्यास त्या व्यक्तीस मुख्यतः काम करणारी व्यक्ती असे संबोधण्यात आले.

(ब) सीमांतिक कामगार:—एखाद्या व्यक्तीने गेल्या वर्षात सहा महिन्यांपेक्षा किंवा १८३ दिवसांपेक्षा कमी दिवस काम केले असेल तर त्या व्यक्तीस सीमांतिक कामगार म्हणून संबोधण्यात आले.

(३) काम न करणारे:—जनगणनेच्या संदर्भ दिवसाचे आधी एक वर्षाच्या संदर्भकाळात एखाद्या व्यक्तीने अजिबात काम केले नसेल अशा व्यक्तीस काम न करणारी व्यक्ती असे संबोधण्यात आले. जी व्यक्ती मुख्यत्वे स्वतःच्या कुटुंबासाठी कामे करणे वगैरे घरागुती कामांमध्ये गुंतलेली असेल किंवा एखाद्या मुलगा किंवा मुलगी जी प्रामुख्याने एखाद्या संस्थेत शिक्षित असताना कुटुंबाला आर्थिक मदत करते परंतु जी पूर्णवेळ काम करीत नाही अशा व्यक्तीस "काम करणारी व्यक्ती" असे संबोधण्यात आले नाही. तसेच एखाद्या व्यक्तीस घराबाहेर किंवा निवृत्ती वेतन अशा स्वरूपातच उत्पन्न पिल्ले व ज्यासाठी त्या व्यक्तीस कोणतेही काम करावे लागत नाही अशा व्यक्तीस "काम करणारी व्यक्ती" असे संबोधण्यात येत नाही.

1. Area and Population :

1.1. Final figures of 1981 Population Census are presented in this section. Data on population decadal variation, towns and villages literacy, scheduled castes and tribes, classification of workers as per occupational classification etc. are given in various tables.

1.2. According to the definitions and concepts used for the 1981 census, a 'village' is a revenue village having a defined boundary and separate land records. Hamlets, wadies or padas have not been treated as separate villages. Forest villages make an exception. They are population centres situated within reserved forest areas. Their population mainly consists of forest labourers and their families. Such population centres within reserved forest areas are also treated as villages. Number of 'inhabited villages' denote number of 'inhabited revenue villages' and 'inhabited forest villages'. The 'uninhabited villages' are the revenue villages but did not have any residential population. For the purpose of 1981 Census a town or an urban area was defined as a place which has.—

- (i) a municipal body, a contonment or civil lines or
- (ii) a population of 5,000 or over and at least three-fourth or more of male workers engaged in non-agricultural pursuits.

The general population, 1981 tables concerning Maharashtra, are published by the Government of India, in "Census of India 1981, Series 12, Maharashtra Paper 1 Supplement."

Definitions as adopted in the 1981 census are reproduced below:—

(1) *Work*:—was defined as participation in economically productive activity, such participation may be mental or physical in nature. Work involves not only actual work but also effective supervision and direction of work.

(2) *Worker*:—In 1981 census a worker was one who had engaged himself in work for at least sometime during the reference year.

(a) *Main worker*:—A person who during the year put in work for six months or more or for 183 days or more was classified as main worker.

(b) *Marginal worker*:—A person who did work during last year for less than six months (183 days) was classified as marginal worker.

(3) *Non-worker*:—A non-worker was one who did not engage himself at all in work throughout the whole reference period of one year preceding the date of enumeration. A person who is engaged primarily in household duties such as working for one's own household or a boy or a girl who is primarily a student attending an institution, even if such a person helps the family's economic activity but not as full-time worker was not treated as worker. A person who merely receives income such as rent or pension and who does not have to work for receiving that income has not been treated as worker.

(४) घरगुती उद्योग:—कुटुंब प्रमुख किंवा प्रामुख्याने कुटुंबातील व्यक्तींनी शहरी भागात स्वतःच्या घरांच्या परिसरात व ग्रामीण भागात खेड्यात चालविलेला उद्योग म्हणजे "घरगुती उद्योग" होय. घरगुती उद्योग हा नोंदणी झालेल्या कारखान्याप्रमाणे चालविण्यात येत नाही व त्यात उत्पादन, प्रक्रिया, सेवा, दुरुस्ती व विक्री यांचा संबंध असतो.

(५) शेतकरी:—यात स्वतःची जमीन कसणारे व दुसऱ्यांची जमीन कसणारे अशा दोन्हीचा अंतर्भाव होतो.

(६) शेतमजूर:—यात शेतावर मजुरीवर/वेतनावर काम करणारे परंतु ज्यांचा जमिनीवर कोणत्याही प्रकारचा मालकी हक्क नाही अशांचा समावेश होतो.

(७) व्यवसाय:—ज्यास उद्योग म्हणता येईल अशा आर्थिक उत्पादनांच्या कोणत्याही शाखेत जेव्हा एखादी व्यक्ती स्वतः काम करते त्यास तिचा व्यवसाय समजण्यात येते.

(८) उद्योग:—म्हणजे आर्थिक उत्पादन कार्यातील एखादी शाखा ज्यात कामगार काम करतात.

(९) मालक:—मोबदला देऊन एक किंवा जास्त व्यक्तींकडून काम करवून घेणाऱ्या व्यक्तीस मालक असे समजण्यात येते.

(१०) कामगार:—जो व्यक्ति नगद किंवा वस्तुरूपाने मोबदला घेऊन दुसऱ्यासाठी वेतनावर किंवा मजुरीवर काम करते तो कामगार व्यक्ती होय.

(११) एकटा कामगार:—जो व्यक्ती काही नैमित्तिक कारणां-व्यतिरिक्त मोबदला देऊन इतरांकडून काम करवून घेत नाही किंवा कुटुंबातील इतर व्यक्तींच्या मदतीने काम करत नाही किंवा कोणत्याही सहकारी संस्थेची सभासद म्हणून काम करित नाही अशा व्यक्तीस 'एकटा कामगार' असे संबोधण्यात येते.

(१२) कौटुंबिक कामगार:—कुटुंबाच्या उद्योगात जो व्यक्ती नगद किंवा वस्तुरूपात वेतन किंवा मजुरी न घेता कुटुंबातील इतर व्यक्तींबरोबर काम करते तो "कौटुंबिक कामगार" म्हणून समज-व्यात येते.

(4) *Household Industry*.—is defined as an industry conducted by the head of the household himself or mainly by members of households at home or within the village in rural areas and only within the premises of the house where the household lives in urban areas. It should not be run on the scale of registered factory and relates to production, processing, servicing, repairing or making and selling of goods.

(5) *Cultivator* includes both owner cultivators and tenant cultivators.

(6) *Agricultural labourer* covers all other persons working on land as labourers on wages without holding any right upon the land.

(7) *Occupation* of a worker is the function which he personally performs by engaging himself in work in any branch of economic activity which is called his industry.

(8) *Industry* is defined as a sector of economic activity on which a worker is engaged.

(9) *Employer* is a person who hires one or more persons in his work.

(10) *Employee* is a person who works for others for wages or salary in cash or kind.

(11) *A single worker* is a person who is doing his work without employing others except casually and without the help of other members of his family except casually or a participation in work as a member of a co-operative.

(12) *A family worker* is a person who is doing his work in a family enterprise along with other members of the family without wages or salary in cash or kind.

1. क्षेत्रफल व लोकसंख्या/AREA AND POPULATION
तक्ता क्रमांक/TABLE No. 1.1 (1.1)
१९८१ च्या जनगणनेनुसार क्षेत्रफल व लोकसंख्या
Area and population according to 1981 Population Census

| अनुक्रमांक Serial No. | जिल्हा (2) | एकूण ग्रामीण नागरी (3) | क्षेत्रफल चौ. कि. मी. मध्ये Area in Sq. Km. (4) | लोकसंख्या दर चौ.कि.मी. मागे Population per Sq. Km. (5) | तालुक्यांची संख्या No. of talukas (6) | खेड्यांची संख्या Number of villages | | | लोकसंख्या Population | | | Total Rural Urba (3) | District (2) |
|--------------------------|---------------|---------------------------------|--|---|---|--|------------------------------------|---|-------------------------|------------------------|-----------------------------|-------------------------------|-----------------|
| | | | | | | वस्ती असलेली Inhabited (7) | वस्ती नसलेली Uninhabited (8) | शहरांची संख्या No. of towns (9) | एकूण Persons (10) | पुरुष Males (11) | स्त्रिया Females (12) | | |
| (1) | (2) | (3) | (4) | (5) | (6) | (7) | (8) | (9) | (10) | (11) | (12) | (3) | (2) |
| 1 मुह्युंबई | .. | ए | 603.0 | 13,671 | 3 | .. | .. | 1 | 82,43,405 | 46,52,646 | 35,90,759 | T | Greater Bombay |
| | | ग्र | .. | .. | .. | .. | .. | .. | .. | .. | .. | R | |
| | | ना | 603.0 | 13,671 | .. | .. | .. | .. | 1 | 82,43,405 | 46,52,646 | 35,90,759 | |
| 2 ठाणे | .. | ए | 9,558.0 | 351 | 13 | 1,746 | 27 | 34 | 33,51,562 | 17,79,645 | 15,71,917 | T | Thane |
| | | ग्र | 9,325.6 | 200 | .. | 1,746 | 27 | .. | 18,65,342 | 9,65,472 | 8,99,870 | R | |
| | | ना | 232.4 | 6,395 | .. | .. | .. | 34 | 14,86,220 | 8,14,173 | 6,72,047 | U | |
| 3 रायगड | .. | ए | 7,148.0 | 208 | 14 | 1,827 | 58 | 16 | 14,86,452 | 7,26,512 | 7,59,940 | T | Raigad |
| | | ग्र | 7,014.7 | 182 | .. | 1,827 | 58 | .. | 12,76,576 | 6,16,281 | 6,60,295 | R | |
| | | ना | 133.3 | 1,574 | .. | .. | .. | 16 | 2,09,876 | 1,10,231 | 99,645 | U | |
| 4 रत्नागिरी | .. | ए | 13,054.0 | 162 | 15 | 2,038 | 5 | 13 | 21,11,311 | 9,43,395 | 11,67,916 | T | Ratnagiri |
| | | ग्र | 12,940.1 | 150 | .. | 2,038 | 5 | .. | 19,40,394 | 8,57,891 | 10,82,503 | R | |
| | | ना | 113.9 | 1,501 | .. | .. | .. | 13 | 1,70,917 | 85,504 | 85,413 | U | |
| 5 नाशिक | .. | ए | 15,530.0 | 193 | 13 | 1,742 | 4 | 19 | 29,91,739 | 15,44,532 | 14,47,207 | T | Nashik |
| | | ग्र | 15,185.6 | 136 | .. | 1,742 | 4 | .. | 20,63,594 | 10,53,194 | 10,10,400 | R | |
| | | ना | 344.4 | 2,695 | .. | .. | .. | 19 | 9,28,145 | 4,91,338 | 4,36,807 | U | |
| 6 धुळे | .. | ए | 13,150.0 | 156 | 10 | 1,516 | 16 | 7 | 20,50,294 | 10,43,140 | 10,07,154 | T | Dhule |
| | | ग्र | 13,048.1 | 126 | .. | 1,516 | 16 | .. | 16,50,113 | 8,34,193 | 8,15,920 | R | |
| | | ना | 101.9 | 3,927 | .. | .. | .. | 7 | 4,00,181 | 2,08,947 | 1,91,234 | U | |
| 7 जळगांव | .. | ए | 11,765.0 | 223 | 13 | 1,475 | 27 | 15 | 26,18,274 | 13,42,963 | 12,75,311 | T | Jalgaon |
| | | ग्र | 11,494.7 | 171 | .. | 1,475 | 27 | .. | 19,60,017 | 10,01,694 | 9,58,323 | R | |
| | | ना | 270.3 | 2,435 | .. | .. | .. | 15 | 6,58,257 | 3,41,269 | 3,16,988 | U | |
| 8 अहमदनगर | .. | ए | 17,048.0 | 159 | 13 | 1,503 | 2 | 8 | 27,08,309 | 13,82,632 | 13,25,677 | T | Ahmadnagar |
| | | ग्र | 16,870.8 | 140 | .. | 1,503 | 2 | .. | 23,56,941 | 11,96,669 | 11,60,272 | R | |
| | | ना | 177.2 | 1,983 | .. | .. | .. | 8 | 3,51,368 | 1,85,963 | 1,65,405 | U | |
| 9 पुणे | .. | ए | 15,642.0 | 266 | 14 | 1,753 | 15 | 26 | 41,64,470 | 21,50,088 | 20,14,382 | T | Pune |
| | | ग्र | 15,021.3 | 146 | .. | 1,753 | 15 | .. | 21,93,388 | 11,03,277 | 10,90,111 | R | |
| | | ना | 620.7 | 3,176 | .. | .. | .. | 26 | 19,71,082 | 10,46,811 | 9,24,271 | U | |

वेधता क्रमांक/TABLE No. 1. 1 (1.1)—contd.

| (1) | (2) | (3) | (4) | (5) | (6) | (7) | (8) | (9) | (10) | (11) | (12) | (3) | (2) |
|-----|------------|-----|----------|-------|-----|-------|-----|-----|-----------|-----------|-----------|-----|------------|
| 10 | सातारा | ए | 10,484-0 | 194 | 11 | 1,417 | 20 | 10 | 20,38,677 | 9,89,122 | 10,49,555 | T | Satara |
| | | भा | 10,130-0 | 175 | .. | 1,417 | 20 | .. | 17,72,885 | 8,50,402 | 9,22,483 | R | |
| | | ना | 354-0 | 751 | .. | .. | .. | 10 | 2,65,792 | 1,38,720 | 1,27,072 | U | |
| 11 | सांगली | ए | 8,572-0 | 214 | 8 | 708 | 2 | 8 | 18,31,212 | 9,31,187 | 9,00,025 | T | Sangli |
| | | भा | 8,272-1 | 174 | .. | 708 | 2 | .. | 14,37,123 | 7,25,872 | 7,11,251 | R | |
| | | ना | 299-9 | 1,314 | .. | .. | .. | 8 | 3,94,089 | 2,05,315 | 1,88,774 | U | |
| 12 | सोलापूर | ए | 15,017-0 | 174 | 11 | 1,104 | 6 | 10 | 26,10,144 | 13,44,147 | 12,65,997 | T | Solapur |
| | | भा | 14,678-2 | 126 | .. | 1,104 | 6 | .. | 18,42,678 | 9,46,125 | 8,95,953 | R | |
| | | ना | 338-8 | 2,265 | .. | .. | .. | 10 | 7,67,466 | 3,97,422 | 3,70,044 | U | |
| 13 | कोल्हापूर | ए | 8,047-0 | 311 | 12 | 1,200 | 8 | 12 | 25,06,330 | 12,73,881 | 12,32,449 | T | Kolhapur |
| | | भा | 7,855-3 | 240 | .. | 1,200 | 8 | .. | 18,84,308 | 9,45,621 | 9,38,687 | R | |
| | | ना | 191-7 | 3,245 | .. | .. | .. | 12 | 6,22,022 | 3,28,260 | 2,93,762 | U | |
| 14 | औरंगाबाद | ए | 16,305-0 | 149 | 12 | 1,959 | 80 | 10 | 24,33,420 | 12,49,632 | 11,83,788 | T | Aurangabad |
| | | भा | 16,165-2 | 117 | .. | 1,959 | 80 | .. | 18,95,885 | 9,65,377 | 9,30,508 | R | |
| | | ना | 139-8 | 3,845 | .. | .. | .. | 10 | 5,37,535 | 2,84,255 | 2,53,280 | U | |
| 15 | परभणी | ए | 12,561-0 | 146 | 8 | 1,615 | 37 | 12 | 18,29,378 | 9,29,638 | 8,99,740 | T | Parbhani |
| | | भा | 12,339-5 | 120 | .. | 1,615 | 37 | .. | 14,86,556 | 7,52,408 | 7,34,148 | R | |
| | | ना | 221-5 | 1,548 | .. | .. | .. | 12 | 3,42,822 | 1,77,230 | 1,65,592 | U | |
| 16 | बीड | ए | 11,085-0 | 134 | 7 | 1,256 | 12 | 7 | 14,86,030 | 7,55,971 | 7,30,059 | T | Bid |
| | | भा | 10,850-1 | 116 | .. | 1,256 | 12 | .. | 12,56,259 | 6,36,075 | 6,20,184 | R | |
| | | ना | 234-9 | 978 | .. | .. | .. | 7 | 2,29,771 | 1,19,896 | 1,09,875 | U | |
| 17 | नांदेड | ए | 10,502-0 | 167 | 8 | 1,425 | 56 | 11 | 17,49,334 | 8,92,417 | 8,56,917 | T | Nanded |
| | | भा | 10,290-9 | 138 | .. | 1,425 | 56 | .. | 14,21,485 | 7,21,514 | 6,99,971 | R | |
| | | ना | 211-1 | 1,553 | .. | .. | .. | 11 | 3,27,849 | 1,70,963 | 1,56,946 | U | |
| 18 | उस्मानाबाद | ए | 14,210-0 | 157 | 11 | 1,527 | 27 | 13 | 22,30,620 | 11,39,197 | 10,91,423 | T | Osmanabad |
| | | भा | 13,894-0 | 136 | .. | 1,527 | 27 | .. | 18,87,383 | 9,59,644 | 9,27,739 | R | |
| | | ना | 316-0 | 1,086 | .. | .. | .. | 13 | 3,43,237 | 1,79,553 | 1,63,684 | U | |
| 19 | बुलढाणा | ए | 9,661-0 | 156 | 5 | 1,273 | 127 | 9 | 15,08,777 | 7,70,833 | 7,31,944 | T | Buldhana |
| | | भा | 9,602-5 | 128 | .. | 1,273 | 127 | .. | 12,29,791 | 6,25,988 | 6,03,803 | R | |
| | | ना | 58-5 | 4,769 | .. | .. | .. | 9 | 2,78,986 | 1,44,845 | 1,34,141 | U | |

| | | | | | | | | | | | | | |
|------------------|----------|------------|----------|-------|--------|-------|-----|-------------|-------------|-------------|-----------|-------------------|------------|
| 20 | अकोला | ए | 10,575.0 | 173 | 6 | 1,546 | 197 | 9 | 18,26,952 | 9,37,824 | 8,89,128 | T | Akola |
| | | भा | 10,425.5 | 132 | .. | 1,546 | 197 | .. | 13,72,290 | 7,01,592 | 6,70,698 | R | |
| | | ना | 149.5 | 3,041 | .. | .. | .. | 9 | 4,54,662 | 2,36,232 | 2,18,430 | U | |
| 21 | अमरावती | ए | 12,212.0 | 152 | 6 | 1,698 | 301 | 12 | 18,61,410 | 9,61,564 | 8,99,846 | T | Amravati |
| | | भा | 12,052.2 | 109 | .. | 1,698 | 301 | .. | 13,16,911 | 6,78,517 | 6,38,394 | R | |
| | | ना | 159.8 | 3,407 | .. | .. | .. | 12 | 5,44,499 | 2,83,047 | 2,61,452 | U | |
| 22 | यवतमाळ | ए | 13,584.0 | 128 | 5 | 1,751 | 254 | 8 | 17,37,423 | 8,87,236 | 8,50,187 | T | Yavatmal |
| | | भा | 13,516.5 | 109 | .. | 1,751 | 254 | .. | 14,75,288 | 7,50,301 | 7,24,987 | R | |
| | | ना | 67.5 | 3,883 | .. | .. | .. | 8 | 2,62,135 | 1,36,935 | 1,25,200 | U | |
| 23 | वर्धा | ए | 6,310.0 | 147 | 3 | 1,015 | 356 | 6 | 9,26,618 | 4,75,696 | 4,50,922 | T | Wardha |
| | | भा | 6,280.2 | 111 | .. | 1,015 | 356 | .. | 6,95,108 | 3,55,774 | 3,39,334 | R | |
| | | ना | 29.8 | 7,769 | .. | .. | .. | 6 | 2,31,510 | 1,19,922 | 1,11,588 | U | |
| 24 | नागपूर | ए | 9,931.0 | 261 | 5 | 1,658 | 216 | 16 | 25,88,811 | 13,45,377 | 12,43,434 | T | Nagpur |
| | | भा | 9,599.8 | 117 | .. | 1,658 | 216 | .. | 11,19,532 | 5,77,082 | 5,42,450 | R | |
| | | ना | 331.2 | 4,436 | .. | .. | .. | 16 | 14,69,279 | 7,68,295 | 7,00,984 | U | |
| 25 | भंडारा | ए | 9,213.0 | 199 | 3 | 1,624 | 150 | 7 | 18,37,577 | 9,20,159 | 9,17,418 | T | Bhandara |
| | | भा | 9,139.9 | 175 | .. | 1,624 | 150 | .. | 15,96,823 | 7,97,396 | 7,99,427 | R | |
| | | ना | 73.1 | 3,293 | .. | .. | .. | 7 | 2,40,754 | 1,22,763 | 1,17,991 | U | |
| 26 | चंद्रपूर | ए | 25,923.0 | 79 | 6 | 2,978 | 476 | 8 | 20,55,642 | 10,45,692 | 10,09,950 | T | Chandrapur |
| | | भा | 25,809.4 | 70 | .. | 2,978 | 476 | .. | 17,93,907 | 9,68,497 | 8,85,410 | R | |
| | | ना | 113.6 | 2,304 | .. | .. | .. | 8 | 2,61,735 | 1,37,195 | 1,24,540 | U | |
| महाराष्ट्र राज्य | ए | 3,07,690.0 | 204 | 235 | 39,354 | 2,479 | 307 | 6,27,84,171 | 3,24,15,126 | 3,03,69,045 | T | Maharashtra State | |
| | भा | 3,01,802.2 | 135 | .. | 39,354 | 2,479 | .. | 4,07,90,577 | 2,05,27,456 | 2,02,63,121 | R | | |
| | ना | 5,887.8 | 3,735 | .. | .. | .. | 307 | 2,19,93,594 | 1,18,87,670 | 1,01,05,924 | U | | |

आधार.—भारताची जनगणना, १९८१, मालिका १२, महाराष्ट्र, भाग दोन-ब.

Source.—Census of India, 1981, Series 12, Maharashtra, Part II-B.

1. क्षेत्रफल व लोकसंख्या/AREA AND POPULATION

तबता क्रमांक / TABLE No. 1.2 (1.2)

१९०१ पासूनचा लोकसंख्येतील दशवर्षीय चढउतार
Decadal variation in population since 1901

| अनुक्रमांक Serial No. | जिल्हा | वर्ष Year | एकूण व्यक्ती Persons | दशवर्षीय चढउतार Decadal variation | दशवर्षीय चढउतार (शेकडा प्रमाण) Percentage decadal variation | पुरुष Males | स्त्रिया Females | District |
|-----------------------------|------------|--------------|-------------------------|--|---|----------------|---------------------|----------------|
| (1) | (2) | (3) | (4) | (5) | (6) | (7) | (8) | (2) |
| 1 | बृहन्मुंबई | 1901 | 927,994 | .. | .. | 561,825 | 366,169 | Greater Bombay |
| | | 1911 | 1,148,757 | +220,763 | +23.79 | 731,634 | 417,123 | |
| | | 1921 | 1,380,448 | +231,691 | +20.17 | 884,301 | 496,147 | |
| | | 1931 | 1,397,812 | +17,364 | +1.26 | 878,102 | 519,710 | |
| | | 1941 | 1,801,356 | +403,544 | +24.87 | 1,114,983 | 686,373 | |
| | | 1951 | 2,994,444 | +1,193,088 | +66.23 | 1,868,335 | 1,125,109 | |
| | | 1961 | 4,152,056 | +1,157,612 | +38.66 | 2,496,176 | 1,655,880 | |
| | | 1971 | 5,970,575 | +1,818,519 | +43.80 | 3,478,378 | 2,492,197 | |
| | | 1981 | 8,243,405 | +2,272,830 | +38.07 | 4,652,646 | 3,590,759 | |
| | | 2 | ठाणे | 1901 | 665,326 | .. | .. | |
| 1911 | 721,323 | | | +55,997 | +8.42 | 370,437 | 350,886 | |
| 1921 | 713,228 | | | -8,095 | -1.12 | 368,305 | 344,923 | |
| 1931 | 787,664 | | | +74,436 | +10.44 | 407,045 | 380,619 | |
| 1941 | 882,321 | | | +94,675 | +12.02 | 454,693 | 427,628 | |
| 1951 | 1,282,572 | | | +400,251 | +45.36 | 668,138 | 614,434 | |
| 1961 | 1,652,678 | | | +370,106 | +28.86 | 861,117 | 791,561 | |
| 1971 | 2,281,664 | | | +628,986 | +38.06 | 1,204,855 | 1,076,809 | |
| 1981 | 3,351,562 | | | +1,069,898 | +46.89 | 1,779,645 | 1,571,917 | |
| 3 | रायगड | | | 1901 | 721,083 | .. | .. | 360,493 |
| | | 1911 | 714,371 | -6,712 | -0.93 | 353,180 | 361,191 | |
| | | 1921 | 677,586 | -36,785 | -5.15 | 334,184 | 343,402 | |
| | | 1931 | 756,315 | +78,729 | +11.62 | 376,398 | 379,917 | |
| | | 1941 | 805,157 | +48,842 | +6.46 | 395,368 | 409,789 | |
| | | 1951 | 909,083 | +103,926 | +12.91 | 445,580 | 463,503 | |
| | | 1961 | 1,088,855 | +149,772 | +16.48 | 514,534 | 544,321 | |
| | | 1971 | 1,263,003 | +204,148 | +19.28 | 614,278 | 648,725 | |
| | | 1981 | 1,486,452 | +223,449 | +17.69 | 726,512 | 759,940 | |
| | | 4 | रत्नागिरी | 1901 | 1,387,074 | .. | .. | 654,497 |
| 1911 | 1,422,199 | | | +35,125 | +2.53 | 657,120 | 765,079 | |
| 1921 | 1,361,884 | | | -60,315 | -4.24 | 622,786 | 739,098 | |
| 1931 | 1,534,540 | | | +172,656 | +12.68 | 720,873 | 813,667 | |
| 1941 | 1,627,225 | | | +92,685 | +6.04 | 753,908 | 873,317 | |
| 1951 | 1,711,964 | | | +84,739 | +5.21 | 769,635 | 942,329 | |
| 1961 | 1,827,203 | | | +115,239 | +6.73 | 816,804 | 1,010,399 | |
| 1971 | 1,990,583 | | | +163,380 | +8.94 | 886,995 | 1,103,588 | |
| 1981 | 2,111,311 | | | +120,728 | +6.06 | 943,395 | 1,167,916 | |
| 5 | नाशिक | | | 1901 | 823,080 | .. | .. | 417,000 |
| | | 1911 | 915,698 | +92,618 | +11.25 | 461,573 | 454,125 | |
| | | 1921 | 845,783 | -69,915 | -7.67 | 431,568 | 414,215 | |
| | | 1931 | 1,009,583 | +163,800 | +19.37 | 514,322 | 495,261 | |
| | | 1941 | 1,127,597 | +118,014 | +11.69 | 577,293 | 550,304 | |
| | | 1951 | 1,429,916 | +3,023,319 | +26.81 | 730,927 | 698,989 | |
| | | 1961 | 1,855,246 | +425,330 | +29.75 | 953,531 | 901,715 | |
| | | 1971 | 2,369,221 | +513,975 | +27.70 | 1,221,419 | 1,147,802 | |
| | | 1981 | 2,991,739 | +622,518 | +26.28 | 1,544,532 | 1,447,207 | |

| (1) | (2) | (3) | (4) | (5) | (6) | (7) | (8) | (9) |
|-----|---------|------|-----------|----------|--------|-----------|-----------|------------|
| 6 | धुळे | 1901 | 448,432 | | | 226,497 | 221,935 | Dhule |
| | | 1911 | 559,519 | +111,087 | +24.77 | 282,839 | 276,680 | |
| | | 1921 | 594,191 | +34,672 | +6.20 | 300,717 | 293,474 | |
| | | 1931 | 714,998 | +120,807 | +20.33 | 363,073 | 351,925 | |
| | | 1941 | 845,766 | +130,768 | +18.29 | 429,560 | 416,206 | |
| | | 1951 | 1,060,278 | +214,512 | +25.36 | 538,226 | 522,052 | |
| | | 1961 | 1,351,236 | +290,958 | +27.44 | 686,942 | 664,294 | |
| | | 1971 | 1,662,181 | +310,945 | +23.01 | 849,601 | 812,580 | |
| | | 1981 | 2,050,294 | +388,113 | +23.35 | 1,043,140 | 1,007,154 | |
| 7 | जळगांव | 1901 | 954,077 | | | 483,030 | 471,047 | Jalgaon |
| | | 1911 | 1,028,126 | +474,049 | +7.76 | 518,558 | 509,568 | |
| | | 1921 | 1,069,656 | +41,530 | +4.04 | 542,676 | 526,980 | |
| | | 1931 | 1,198,260 | +128,604 | +12.02 | 608,733 | 589,527 | |
| | | 1941 | 1,320,074 | +121,814 | +10.17 | 669,953 | 650,121 | |
| | | 1951 | 1,471,351 | +151,277 | +11.46 | 746,452 | 724,899 | |
| | | 1961 | 1,765,047 | +293,696 | +19.06 | 902,001 | 863,046 | |
| | | 1971 | 2,123,121 | +358,074 | +20.28 | 1,089,840 | 1,033,281 | |
| | | 1981 | 2,618,274 | +495,153 | +23.32 | 1,342,963 | 1,275,311 | |
| 8 | अहमदनगर | 1901 | 820,346 | | | 409,125 | 411,221 | Ahmadnagar |
| | | 1911 | 925,876 | +105,530 | +12.86 | 466,812 | 459,064 | |
| | | 1921 | 719,137 | +206,739 | +22.33 | 363,494 | 355,643 | |
| | | 1931 | 969,209 | +250,072 | +34.77 | 491,683 | 477,526 | |
| | | 1941 | 1,123,040 | +153,831 | +15.87 | 570,300 | 552,740 | |
| | | 1951 | 1,410,873 | +287,833 | +25.63 | 716,763 | 695,110 | |
| | | 1961 | 1,775,969 | +365,096 | +25.88 | 905,313 | 870,656 | |
| | | 1971 | 2,269,117 | +493,142 | +27.77 | 1,160,205 | 1,108,912 | |
| | | 1981 | 2,708,309 | +439,192 | +19.36 | 1,382,632 | 1,325,677 | |
| 9 | पुणे | 1901 | 1,095,858 | | | 553,661 | 542,197 | Pune |
| | | 1911 | 1,177,238 | +81,380 | +7.43 | 595,481 | 581,757 | |
| | | 1921 | 1,105,014 | -72,224 | -6.14 | 564,751 | 540,263 | |
| | | 1931 | 1,275,882 | +170,868 | +15.46 | 653,480 | 622,402 | |
| | | 1941 | 1,472,972 | +197,090 | +15.45 | 755,979 | 716,993 | |
| | | 1951 | 1,950,976 | +478,004 | +32.45 | 1,006,201 | 944,775 | |
| | | 1961 | 2,466,880 | +515,904 | +26.44 | 1,268,710 | 1,198,170 | |
| | | 1971 | 3,178,029 | +711,149 | +28.83 | 1,643,864 | 1,534,165 | |
| | | 1981 | 4,164,470 | +986,441 | +31.04 | 2,150,088 | 2,014,382 | |
| 10 | सातारा | 1901 | 849,672 | | | 418,418 | 431,254 | Satara |
| | | 1911 | 835,337 | -14,335 | -1.69 | 412,412 | 422,925 | |
| | | 1921 | 786,436 | -48,901 | -5.85 | 387,434 | 399,002 | |
| | | 1931 | 895,014 | +108,578 | +13.81 | 446,189 | 448,825 | |
| | | 1941 | 1,013,212 | +118,198 | +13.21 | 497,993 | 515,219 | |
| | | 1951 | 1,177,016 | +163,804 | +16.17 | 573,800 | 603,216 | |
| | | 1961 | 1,430,105 | +253,089 | +21.50 | 698,555 | 731,550 | |
| | | 1971 | 1,727,376 | +297,271 | +20.79 | 848,692 | 879,284 | |
| | | 1981 | 2,038,677 | +311,301 | +18.02 | 989,122 | 1,049,555 | |
| 11 | सांगली | 1901 | 644,556 | | | 324,900 | 319,656 | Sangli |
| | | 1911 | 612,518 | -32,038 | -4.97 | 313,874 | 298,644 | |
| | | 1921 | 596,199 | -16,319 | -2.66 | 307,061 | 289,138 | |
| | | 1931 | 707,479 | +111,280 | +18.66 | 362,861 | 344,618 | |
| | | 1941 | 812,865 | +105,386 | +14.90 | 416,007 | 396,858 | |
| | | 1951 | 998,434 | +185,569 | +22.83 | 507,407 | 491,027 | |
| | | 1961 | 1,230,716 | +232,282 | +23.26 | 628,754 | 601,962 | |
| | | 1971 | 1,539,820 | +309,104 | +25.12 | 790,165 | 749,655 | |
| | | 1981 | 1,831,212 | +291,392 | +18.92 | 931,187 | 900,025 | |

तस्मात् क्रमांक/TABLE No. 1.2 (1.3)—contd.

| (1) | (2) | (3) | (4) | (5) | (6) | (7) | (8) | (2) |
|-----|-----------|------|-----------|----------|--------|-----------|-----------|------------|
| 12 | सोलापूर | 1901 | 884,101 | .. | .. | 445,384 | 438,717 | Solapur |
| | | 1911 | 956,207 | +72,106 | +8.16 | 486,125 | 470,082 | |
| | | 1921 | 909,248 | -46,959 | -4.91 | 467,971 | 441,277 | |
| | | 1931 | 1,069,524 | +160,276 | +17.63 | 552,909 | 516,615 | |
| | | 1941 | 1,228,085 | +158,561 | +14.83 | 263,393 | 595,692 | |
| | | 1951 | 1,505,316 | +227,231 | +22.57 | 773,809 | 731,507 | |
| | | 1961 | 1,860,119 | +354,803 | +23.57 | 960,655 | 899,464 | |
| | | 1971 | 2,253,840 | +393,840 | +21.17 | 1,165,927 | 1,087,913 | |
| | | 1981 | 2,610,144 | +356,304 | +15.81 | 1,344,147 | 1,265,997 | |
| 13 | कोल्हापूर | 1901 | 900,570 | .. | .. | 456,057 | 444,513 | Kolhapur |
| | | 1911 | 817,976 | -82,594 | -9.17 | 415,871 | 402,105 | |
| | | 1921 | 820,032 | +2,056 | +0.25 | 421,482 | 398,550 | |
| | | 1931 | 937,303 | +117,271 | +14.30 | 480,272 | 457,031 | |
| | | 1941 | 1,072,444 | +135,141 | +14.82 | 544,862 | 527,582 | |
| | | 1951 | 1,308,060 | +235,616 | +21.97 | 663,937 | 644,123 | |
| | | 1961 | 1,596,493 | +288,433 | +22.05 | 811,693 | 784,800 | |
| | | 1971 | 2,048,049 | +451,556 | +28.28 | 1,045,474 | 1,002,575 | |
| | | 1981 | 2,506,330 | +458,281 | +22.38 | 1,273,881 | 1,232,449 | |
| 14 | बीरमाबाद | 1901 | 733,291 | .. | .. | 366,951 | 366,340 | Aurangabad |
| | | 1911 | 879,847 | +146,556 | +19.99 | 442,487 | 437,360 | |
| | | 1921 | 720,699 | -159,148 | -18.09 | 361,938 | 358,761 | |
| | | 1931 | 956,598 | +235,898 | +32.73 | 486,339 | 470,259 | |
| | | 1941 | 1,082,729 | +126,131 | +13.19 | 553,401 | 529,328 | |
| | | 1951 | 1,179,404 | +96,675 | +8.93 | 597,406 | 581,998 | |
| | | 1961 | 1,532,341 | +352,937 | +29.93 | 781,635 | 750,706 | |
| | | 1971 | 1,971,006 | +438,665 | +28.63 | 1,014,481 | 956,525 | |
| | | 1981 | 2,433,420 | +462,414 | +23.46 | 1,249,632 | 1,183,788 | |
| 15 | परभणी | 1901 | 648,546 | .. | .. | 324,977 | 323,569 | Parbhani |
| | | 1911 | 781,754 | +132,929 | +20.50 | 392,208 | 389,267 | |
| | | 1921 | 767,741 | -13,734 | -1.76 | 388,167 | 379,574 | |
| | | 1931 | 856,023 | +788,282 | +11.50 | 435,986 | 420,037 | |
| | | 1941 | 914,447 | +58,424 | +6.83 | 466,581 | 447,866 | |
| | | 1951 | 1,010,864 | +96,417 | +10.54 | 510,567 | 500,297 | |
| | | 1961 | 1,206,236 | +195,372 | +19.33 | 611,787 | 594,449 | |
| | | 1971 | 1,506,771 | +300,585 | +24.92 | 768,662 | 738,109 | |
| | | 1981 | 1,829,378 | +322,607 | +21.41 | 929,638 | 899,740 | |
| 16 | बीड | 1901 | 506,349 | .. | .. | 255,135 | 251,214 | Beed |
| | | 1911 | 637,861 | +131,512 | +25.97 | 322,137 | 315,724 | |
| | | 1921 | 477,623 | -160,238 | -25.12 | 243,362 | 234,261 | |
| | | 1931 | 648,986 | +171,363 | +35.88 | 332,966 | 316,020 | |
| | | 1941 | 728,201 | +79,215 | +12.21 | 375,187 | 353,014 | |
| | | 1951 | 826,046 | +97,845 | +13.44 | 422,069 | 403,977 | |
| | | 1961 | 1,061,466 | +175,420 | +21.24 | 508,827 | 492,639 | |
| | | 1971 | 1,286,121 | +284,655 | +28.42 | 658,204 | 627,917 | |
| | | 1981 | 1,486,030 | +199,909 | +15.54 | 755,971 | 730,059 | |
| 17 | नांदेड | 1901 | 550,261 | .. | .. | 274,628 | 275,633 | Nanded |
| | | 1911 | 671,066 | +120,805 | +21.95 | 336,431 | 334,635 | |
| | | 1921 | 649,825 | -21,241 | -3.17 | 328,083 | 321,742 | |
| | | 1931 | 706,773 | +56,948 | +8.76 | 359,522 | 347,251 | |
| | | 1941 | 784,289 | +77,516 | +10.97 | 399,103 | 385,186 | |
| | | 1951 | 883,581 | +99,242 | +12.65 | 445,558 | 437,973 | |
| | | 1961 | 1,079,674 | +196,143 | +22.20 | 547,974 | 531,700 | |
| | | 1971 | 1,398,762 | +319,088 | +29.46 | 714,820 | 682,942 | |
| | | 1981 | 1,749,334 | +351,572 | +25.15 | 892,417 | 856,917 | |

तबला कर्मांक/TABLE No. 1.2 (1.2)—contd.

| (1) | (2) | (3) | (4) | (5) | (6) | (7) | (8) | (9) |
|-----|------------|------|-----------|----------|--------|-----------|-----------|-----------|
| 18 | उस्मानाबाद | 1901 | 777,929 | .. | .. | 392,889 | 385,040 | Osmanabad |
| | | 1911 | 927,095 | +149,166 | +19.17 | 471,947 | 455,148 | |
| | | 1921 | 890,291 | -36,804 | -3.97 | 459,238 | 431,053 | |
| | | 1931 | 991,367 | +101,076 | +11.35 | 510,440 | 480,927 | |
| | | 1941 | 1,101,515 | +110,148 | +11.11 | 567,353 | 534,162 | |
| | | 1951 | 1,210,041 | +108,526 | +9.85 | 621,541 | 588,500 | |
| | | 1961 | 1,477,656 | +267,615 | +22.12 | 758,235 | 719,421 | |
| | | 1971 | 1,896,687 | +419,031 | +28.36 | 975,484 | 921,203 | |
| | | 1981 | 2,230,620 | +333,933 | +17.61 | 1,139,197 | 1,091,423 | |
| 19 | बुलढाणा | 1901 | 617,990 | .. | .. | 310,300 | 307,690 | Buldana |
| | | 1911 | 673,698 | +55,708 | +9.01 | 339,459 | 334,239 | |
| | | 1921 | 703,643 | +29,945 | +4.44 | 355,604 | 348,039 | |
| | | 1931 | 766,584 | +62,941 | +8.95 | 388,966 | 377,618 | |
| | | 1941 | 820,862 | +54,278 | +7.08 | 416,314 | 404,548 | |
| | | 1951 | 870,168 | +49,306 | +6.01 | 439,270 | 430,898 | |
| | | 1961 | 1,059,698 | +189,530 | +21.78 | 541,026 | 518,672 | |
| | | 1971 | 1,262,978 | +203,280 | +19.18 | 646,303 | 616,675 | |
| | | 1981 | 1,508,777 | +245,799 | +19.46 | 770,833 | 737,944 | |
| 20 | अकोला | 1901 | 752,066 | .. | .. | 382,070 | 369,996 | Akola |
| | | 1911 | 786,042 | +33,976 | +4.52 | 399,504 | 386,538 | |
| | | 1921 | 794,847 | +8,805 | +1.12 | 405,923 | 388,924 | |
| | | 1931 | 876,362 | +81,515 | +10.26 | 448,896 | 427,466 | |
| | | 1941 | 907,742 | +31,380 | +3.58 | 463,948 | 443,794 | |
| | | 1951 | 950,994 | +43,252 | +4.76 | 485,119 | 465,875 | |
| | | 1961 | 1,189,354 | +238,360 | +25.06 | 613,832 | 575,522 | |
| | | 1971 | 1,501,478 | +312,124 | +26.24 | 773,569 | 727,909 | |
| | | 1981 | 1,826,952 | +325,474 | +21.68 | 937,824 | 889,128 | |
| 21 | अमरावती | 1901 | 806,859 | .. | .. | 411,663 | 395,196 | Amravati |
| | | 1911 | 873,012 | +66,153 | +8.20 | 445,739 | 427,273 | |
| | | 1921 | 827,867 | +43,145 | +5.17 | 423,802 | 404,065 | |
| | | 1931 | 941,604 | +113,737 | +13.74 | 485,593 | 456,011 | |
| | | 1941 | 988,524 | +46,920 | +4.98 | 507,920 | 480,604 | |
| | | 1951 | 1,031,160 | +42,636 | +4.31 | 526,593 | 504,567 | |
| | | 1961 | 1,232,780 | +201,620 | +19.55 | 637,861 | 594,919 | |
| | | 1971 | 1,541,209 | +308,429 | +25.02 | 798,073 | 743,136 | |
| | | 1981 | 1,861,410 | +320,201 | +20.78 | 961,564 | 899,846 | |
| 22 | यवतभाळ | 1901 | 577,101 | .. | .. | 290,267 | 286,834 | Yavatmal |
| | | 1911 | 724,410 | +147,309 | +25.53 | 365,912 | 358,498 | |
| | | 1921 | 748,959 | +24,549 | +3.39 | 380,545 | 368,414 | |
| | | 1931 | 857,288 | 108,329 | +14.46 | 436,124 | 421,164 | |
| | | 1941 | 887,738 | +30,450 | +3.55 | 448,724 | 439,014 | |
| | | 1951 | 931,982 | +44,244 | +4.98 | 468,522 | 463,460 | |
| | | 1961 | 1,098,470 | +166,488 | +17.86 | 557,010 | 541,460 | |
| | | 1971 | 1,423,677 | +325,207 | +29.61 | 726,072 | 697,605 | |
| | | 1981 | 1,737,423 | +313,746 | +22.04 | 887,236 | 850,187 | |
| 23 | वर्धा | 1901 | 386,012 | .. | .. | 194,258 | 191,754 | Wardha |
| | | 1911 | 460,775 | +74,763 | +19.37 | 232,351 | 228,424 | |
| | | 1921 | 463,696 | +2,921 | +0.63 | 235,074 | 228,622 | |
| | | 1931 | 516,266 | +52,570 | +11.34 | 261,394 | 254,872 | |
| | | 1941 | 519,330 | +3,064 | +0.59 | 262,617 | 256,713 | |
| | | 1951 | 538,903 | +19,573 | +3.77 | 271,751 | 267,152 | |
| | | 1961 | 634,277 | +95,374 | +17.70 | 322,894 | 311,383 | |
| | | 1971 | 779,562 | +145,285 | +22.91 | 400,040 | 379,522 | |
| | | 1981 | 926,618 | +147,056 | +18.86 | 475,696 | 450,922 | |

संख्या क्रमांक/TABLE No. 1.2 (1.2)—contd.

| (1) | (2) | (3) | (4) | (5) | (6) | (7) | (8) | (2) |
|-----|------------------|------|------------|-------------|--------|------------|------------|-------------------|
| 24 | नागपूर | 1901 | 748,489 | | | 375,940 | 372,549 | Nagpur |
| | | 1911 | 806,287 | +57,798 | +7.72 | 407,033 | 399,254 | |
| | | 1921 | 789,940 | -16,347 | -2.03 | 401,557 | 388,383 | |
| | | 1931 | 936,987 | +147,047 | +18.61 | 479,678 | 457,309 | |
| | | 1941 | 1,056,537 | +119,550 | +12.76 | 540,366 | 516,171 | |
| | | 1951 | 1,230,535 | +173,998 | +16.47 | 629,185 | 601,350 | |
| | | 1961 | 1,508,455 | +277,920 | +22.59 | 781,969 | 726,486 | |
| | | 1971 | 1,942,688 | +434,233 | +28.79 | 1,010,911 | 931,777 | |
| | | 1981 | 2,588,811 | +646,123 | +33.26 | 1,345,377 | 1,243,434 | |
| 25 | भंडारा | 1901 | 590,258 | | | 285,052 | 305,206 | Bhandara |
| | | 1911 | 688,463 | +98,205 | +16.64 | 337,754 | 350,709 | |
| | | 1921 | 720,328 | -31,865 | +4.63 | 355,821 | 364,507 | |
| | | 1931 | 827,558 | +107,230 | +14.89 | 410,367 | 417,191 | |
| | | 1941 | 966,677 | +139,119 | +16.81 | 480,982 | 485,695 | |
| | | 1951 | 1,075,678 | +109,001 | +11.28 | 536,603 | 539,075 | |
| | | 1961 | 1,272,638 | +196,960 | +18.31 | 637,366 | 635,272 | |
| | | 1971 | 1,585,580 | +312,942 | +24.59 | 798,072 | 787,508 | |
| | | 1981 | 1,837,577 | +251,997 | +15.89 | 920,159 | 917,418 | |
| 26 | चंद्रपूर | 1901 | 574,323 | | | 283,896 | 290,427 | Chandrapur |
| | | 1911 | 729,347 | +155,024 | +26.99 | 363,793 | 365,554 | |
| | | 1921 | 715,365 | -13,982 | -1.92 | 357,021 | 358,344 | |
| | | 1931 | 823,321 | +107,956 | +15.09 | 413,747 | 409,574 | |
| | | 1941 | 942,053 | +118,732 | +14.42 | 473,672 | 468,381 | |
| | | 1951 | 1,052,975 | +110,922 | +11.77 | 527,645 | 525,330 | |
| | | 1961 | 1,238,070 | +185,095 | +17.58 | 623,681 | 614,389 | |
| | | 1971 | 1,640,137 | +402,067 | +32.48 | 832,567 | 807,570 | |
| | | 1981 | 2,055,642 | +415,505 | +25.33 | 1,045,692 | 1,009,950 | |
| | महाराष्ट्र राज्य | 1901 | 19,391,643 | | | 9,802,129 | 9,589,514 | Maharashtra State |
| | | 1911 | 21,474,523 | +2,082,830 | +10.74 | 10,922,671 | 10,551,852 | |
| | | 1921 | 20,849,666 | -624,857 | -2.91 | 10,692,865 | 10,156,801 | |
| | | 1931 | 23,959,309 | +3,109,634 | +14.91 | 12,305,958 | 11,653,342 | |
| | | 1941 | 26,832,758 | +2,873,458 | +11.99 | 13,769,460 | 13,063,298 | |
| | | 1951 | 32,002,564 | +5,169,896 | +19.27 | 16,490,039 | 15,512,525 | |
| | | 1961 | 39,553,718 | +7,551,154 | +23.60 | 20,428,882 | 19,124,836 | |
| | | 1971 | 50,412,235 | +10,858,517 | +27.45 | 26,116,351 | 24,295,884 | |
| | | 1981 | 62,784,171 | +12,371,936 | +24.54 | 32,415,126 | 30,369,045 | |

संख्या क्रमांक.—भारतीय जनगणना, १९८१, मालिका १२, महाराष्ट्र, भाग दोन-ब.

Source.—Census of India, 1981, Series 12, Maharashtra, Part II-B.

१ क्षेत्रफल आणि लोकसंख्या

1. शहरकट आणि लोकसंख्या/

तबक्का क्रमांक/

खेड्यांचे लोकसंख्येनुसार वर्गीकरण/

(जनगणना)

| अनुक्रमांक Serial No. | जिल्हा District | वस्ती असलेल्या एकूण खेड्यांची संख्या Total No. of inhabited villages | एकूण ग्रामीण लोकसंख्या Total rural population | लोकसंख्येचा गट/Population range | | | | | | |
|-----------------------------|--------------------|--|--|---------------------------------|-------------------------|------------------|-------------------------|------------------|-------------------------|-----------|
| | | | | 200 पेक्षा कमी/Less than 200 | | 200—499 | | 500—999 | | |
| | | | | खेडी Villages | लोकसंख्या Population | खेडी Villages | लोकसंख्या Population | खेडी Villages | लोकसंख्या Population | |
| (1) | (2) | (3) | (4) | (5) | (6) | (7) | (8) | (9) | (10) | |
| 1 | बृहन्मुंबई | .. | .. | .. | .. | .. | .. | .. | .. | .. |
| 2 | ठाणे | .. | 1,746 | 18,65,342 | 142 | 17,690 | 434 | 1,52,522 | 607 | 4,31,944 |
| 3 | रायगड | .. | 1,827 | 12,76,576 | 236 | 29,735 | 634 | 2,23,032 | 641 | 4,48,292 |
| 4 | रत्नागिरी | .. | 2,038 | 19,40,394 | 85 | 10,108 | 465 | 1,69,040 | 788 | 5,72,154 |
| 5 | नाशिक | .. | 1,742 | 20,63,594 | 87 | 11,782 | 346 | 1,21,626 | 581 | 4,19,151 |
| 6 | धुळे | .. | 1,516 | 16,50,113 | 151 | 18,412 | 341 | 1,19,052 | 480 | 3,40,566 |
| 7 | जळगाव | .. | 1,475 | 19,60,017 | 91 | 10,729 | 314 | 1,11,586 | 463 | 3,41,306 |
| 8 | अहमदनगर | .. | 1,503 | 23,56,941 | 26 | 2,908 | 196 | 73,659 | 494 | 3,58,050 |
| 9 | पुणे | .. | 1,753 | 21,93,388 | 138 | 17,541 | 379 | 1,33,456 | 528 | 3,89,860 |
| 10 | सातारा | .. | 1,417 | 17,72,885 | 116 | 13,400 | 294 | 1,05,534 | 387 | 2,77,940 |
| 11 | सांगली | .. | 708 | 14,37,123 | 13 | 1,579 | 71 | 26,772 | 176 | 1,31,406 |
| 12 | सोलापूर | .. | 1,104 | 18,42,678 | 16 | 1,612 | 116 | 43,651 | 305 | 2,27,867 |
| 13 | कोल्हापूर | .. | 1,200 | 18,84,308 | 35 | 4,384 | 201 | 73,346 | 337 | 2,46,837 |
| 14 | औरंगाबाद | .. | 1,959 | 18,95,885 | 183 | 20,745 | 428 | 1,54,447 | 724 | 5,27,943 |
| 15 | परभणी | .. | 1,615 | 14,86,556 | 132 | 13,832 | 409 | 1,48,217 | 566 | 4,10,186 |
| 16 | बीड | .. | 1,256 | 12,56,259 | 44 | 5,971 | 328 | 1,21,713 | 444 | 3,19,810 |
| 17 | नांदेड | .. | 1,425 | 14,21,485 | 94 | 10,696 | 320 | 1,17,363 | 502 | 3,64,785 |
| 18 | उस्मानाबाद | .. | 1,527 | 18,87,383 | 52 | 6,510 | 274 | 1,01,563 | 500 | 3,65,955 |
| 19 | बुलढाणा | .. | 1,273 | 12,29,791 | 194 | 17,405 | 268 | 95,018 | 410 | 3,00,603 |
| 20 | अकोला | .. | 1,546 | 13,72,290 | 236 | 21,297 | 399 | 1,37,912 | 507 | 3,60,372 |
| 21 | अमरावती | .. | 1,698 | 13,16,911 | 427 | 39,359 | 498 | 1,70,455 | 402 | 2,83,654 |
| 22 | यवतमाळ | .. | 1,751 | 14,75,288 | 233 | 21,097 | 466 | 1,64,436 | 573 | 4,09,312 |
| 23 | वर्धा | .. | 1,015 | 6,95,108 | 250 | 15,764 | 293 | 1,00,357 | 256 | 1,76,665 |
| 24 | नागपूर | .. | 1,658 | 11,19,532 | 384 | 35,439 | 556 | 1,89,781 | 457 | 3,15,878 |
| 25 | भंडारा | .. | 1,624 | 15,96,823 | 191 | 20,204 | 321 | 1,16,042 | 545 | 3,96,605 |
| 26 | चंद्रपूर | .. | 2,978 | 17,93,907 | 967 | 91,925 | 897 | 2,97,513 | 657 | 4,74,167 |
| | महाराष्ट्र राज्य | .. | 39,354 | 4,07,90,577 | 4,523 | 4,60,124 | 9,248 | 32,68,093 | 12,330 | 88,91,308 |

आधार.—भारतीय जनगणना, १९८१, मालिका १२, महाराष्ट्र, भाग दोन-अ.

AREA AND POPULATION

TABLE No. 1.3 (1.3)

Villages Classified by
Population Census, 1981.

| लोकसंख्या गट/Population range | | | | | | | | |
|-------------------------------|-------------------------|------------------|-------------------------|------------------|-------------------------|--------------------------------------|-------------------------|-------------------|
| 1,000—1,999 | | 2,000—4,999 | | 5,000—9,999 | | 10,000 आणि त्याहून अधिक and above | | District |
| खेडी Villages | लोकसंख्या Population | खेडी Villages | लोकसंख्या Population | खेडी Villages | लोकसंख्या Population | खेडी Villages | लोकसंख्या Population | |
| (11) | (12) | (13) | (14) | (15) | (16) | (17) | (18) | (2) |
| 375 | 5,11,792 | 151 | 4,50,089 | 31 | 2,05,591 | 6 | 95,714 | Greater Bombay |
| 230 | 3,04,604 | 79 | 2,22,036 | 7 | 48,877 | .. | .. | Thane |
| 560 | 7,79,480 | 134 | 3,66,414 | 6 | 48,198 | .. | .. | Raigad |
| 497 | 6,82,901 | 196 | 5,66,695 | 30 | 1,96,475 | 5 | 64,964 | Ratnagiri |
| 355 | 4,93,299 | 158 | 4,53,844 | 29 | 1,97,067 | 2 | 27,873 | Nashik |
| 361 | 5,00,885 | 193 | 5,75,182 | 41 | 2,52,901 | 12 | 1,67,428 | Dhule |
| 456 | 6,38,317 | 274 | 8,04,711 | 42 | 2,79,718 | 15 | 1,99,578 | Jalgaon |
| 429 | 6,04,150 | 227 | 6,54,738 | 43 | 2,79,939 | 9 | 1,13,704 | Ahmadnagar |
| 371 | 5,16,852 | 217 | 6,31,098 | 29 | 1,90,426 | 3 | 37,635 | Pune |
| 231 | 3,36,665 | 159 | 4,90,007 | 46 | 3,06,770 | 12 | 1,43,924 | Satara |
| 383 | 5,37,734 | 241 | 6,92,532 | 37 | 2,50,658 | 6 | 88,624 | Sangli |
| 352 | 4,93,745 | 222 | 6,59,970 | 44 | 2,88,338 | 9 | 1,17,688 | Solapur |
| 450 | 6,29,123 | 141 | 4,09,446 | 22 | 1,38,034 | 1 | 16,147 | Kolhapur |
| 396 | 5,36,453 | 99 | 2,92,194 | 13 | 85,674 | .. | .. | Aurangabad |
| 334 | 4,59,577 | 93 | 2,56,136 | 11 | 69,980 | 2 | 23,072 | Parbhani |
| 383 | 5,16,266 | 116 | 3,32,442 | 8 | 56,143 | 2 | 23,790 | Bced |
| 484 | 6,77,580 | 195 | 5,71,467 | 18 | 1,19,251 | 4 | 45,057 | Nanded |
| 281 | 3,88,634 | 101 | 2,91,077 | 18 | 1,25,568 | 1 | 11,486 | Osmanabad |
| 280 | 3,82,330 | 105 | 3,06,734 | 12 | 76,196 | 7 | 87,449 | Baldana |
| 264 | 3,62,745 | 78 | 2,33,739 | 24 | 1,70,618 | 5 | 56,341 | Akola |
| 367 | 4,98,179 | 97 | 2,67,942 | 12 | 78,320 | 3 | 36,002 | Amravati |
| 160 | 2,08,383 | 47 | 1,33,034 | 9 | 60,905 | .. | .. | Yavatmal |
| 189 | 2,56,757 | 50 | 1,57,009 | 18 | 1,16,474 | 4 | 48,194 | Wardha |
| 409 | 5,76,570 | 144 | 3,94,802 | 14 | 92,600 | .. | .. | Nagpur |
| 347 | 4,64,026 | 87 | 2,57,822 | 15 | 1,07,335 | 8 | 1,01,119 | Bhandara |
| 8,954 | 1,23,57,047 | 3,604 | 1,04,71,160 | 579 | 38,37,056 | 116 | 15,05,789 | Chandrapur |
| | | | | | | | | Maharashtra State |

Source.—Census of India, 1981, Series 12, Maharashtra, Part II-A.

1. क्षेत्रफल आणि लोकसंख्या/AREA AND POPULATION

तक्ता क्रमांक/TABLE No. 1.4 (1.4)

शहरे/शहर संकुलांचे लोकसंख्येनुसार वर्गीकरण

Towns/Urban agglomerations classified by population
जनगणना / Population Census, 1981.

| | | लोकसंख्या गटानुसार वर्ग/Classes according to population group | | | | | | | | | | | | | | District |
|--------------------------|--------------------|---|-------------------------|---|-------------------------|---|-------------------------|---|-------------------------|---|-------------------------|---|-------------------------|---|-------------------------|------------------|
| अनुक्रमांक Serial No. | जिल्हा District | सर्व वर्ग/All Classes | | वर्ग/Class I 1,00,000 आणि त्याहून अधिक and above | | वर्ग/Class II 50,000- 99,999 | | वर्ग/Class III 20,000- 49,999 | | वर्ग/Class IV 10,000- 19,999 | | वर्ग/Class V 5,000- 9,999 | | वर्ग/Class VI 5,000- 9,999 Less than | | |
| | | शहरे/ शहर संकुले No. of Towns/ UA | लोकसंख्या Population | शहरे/ शहर संकुले No. of Towns/ UA | लोकसंख्या Population | शहरे/ शहर संकुले No. of Towns/ UA | लोकसंख्या Population | शहरे/ शहर संकुले No. of Towns/ UA | लोकसंख्या Population | शहरे/ शहर संकुले No. of Towns/ UA | लोकसंख्या Population | शहरे/ शहर संकुले No. of Towns/ UA | लोकसंख्या Population | शहरे/ शहर संकुले No. of Towns/ UA | लोकसंख्या Population | |
| (1) | (2) | (3) | (4) | (5) | (6) | (7) | (8) | (9) | (10) | (11) | (12) | (13) | (14) | (15) | (16) | (2) |
| 1 | बृहन्मुंबई | .. | 1 | 82,43,405 | 1 | 82,43,405 | 1 | .. | .. | .. | .. | .. | .. | .. | .. | Greater Bombay |
| 2 | ठाणे | .. | 24 | 14,86,220 | 3 | 11,53,770 | 1 | 52,398 | 5 | 1,26,907 | 6 | 84,428 | 7 | 60,764 | 2 | 7,953 Thane |
| 3 | रायगड | .. | 16 | 2,09,876 | .. | .. | .. | .. | 2 | 69,175 | 7 | 95,943 | 5 | 37,187 | 2 | 7,571 Raigad |
| 4 | रत्नागिरी | .. | 13 | 1,70,917 | .. | .. | .. | .. | 2 | 74,286 | 4 | 58,541 | 3 | 23,079 | 4 | 14,011 Ratnagiri |
| 5 | नाशिक | .. | 15 | 9,28,145 | 2 | 6,74,917 | 1 | 51,439 | 5 | 1,31,456 | 3 | 41,339 | 3 | 25,343 | 1 | 3,651 Nashik |
| 6 | धुळे | .. | 7 | 4,00,181 | 1 | 2,10,759 | 1 | 65,394 | 4 | 1,04,913 | 1 | 19,115 | .. | .. | .. | .. Dhule |
| 7 | जळगाव | .. | 14 | 6,58,257 | 2 | 2,77,477 | 2 | 1,26,858 | 8 | 2,20,304 | 2 | 33,618 | .. | .. | .. | .. Jalgaon |
| 8 | अहमदनगर | .. | 7 | 3,51,368 | 1 | 1,81,210 | 1 | 55,491 | 3 | 1,00,695 | 1 | 10,259 | .. | .. | 1 | 3,713 Ahmadnagar |
| 9 | पुणे | .. | 17 | 19,71,082 | 1 | 16,86,109 | .. | .. | 5 | 1,63,923 | 7 | 91,929 | 4 | 29,121 | .. | .. Pune |
| 10 | सातारा | .. | 10 | 2,65,792 | .. | .. | 2 | 1,37,700 | 2 | 58,520 | 4 | 51,876 | 2 | 17,696 | .. | .. Satara |
| 11 | सांगली | .. | 6 | 3,94,089 | 1 | 2,68,988 | .. | .. | 5 | 1,25,101 | .. | .. | .. | .. | .. | .. Sangli |
| 12 | सोलापूर | .. | 10 | 7,67,466 | 1 | 5,14,860 | 2 | 1,36,917 | 1 | 28,371 | 5 | 79,018 | 1 | 8,300 | .. | .. Solapur |
| 13 | कोल्हापूर | .. | 11 | 6,22,022 | 2 | 4,85,143 | .. | .. | 2 | 54,287 | 4 | 66,594 | 1 | 8,613 | 2 | 7,385 Kolhapur |
| 14 | औरंगाबाद | .. | 9 | 5,37,535 | 2 | 4,38,697 | .. | .. | 2 | 41,783 | 3 | 39,059 | 2 | 17,996 | .. | .. Aurangabad |
| 15 | परभणी | .. | 12 | 3,42,822 | 1 | 1,89,364 | .. | .. | 6 | 1,61,043 | 4 | 64,498 | 1 | 7,917 | .. | .. Parbhani |
| 16 | बीड | .. | 7 | 2,29,771 | .. | .. | 1 | 80,287 | 3 | 1,13,863 | 2 | 28,331 | 1 | 7,290 | .. | .. Beed |
| 17 | नांदेड | .. | 11 | 3,27,849 | 1 | 1,91,269 | .. | .. | 1 | 27,625 | 6 | 84,689 | 3 | 24,266 | .. | .. Nanded |
| 18 | उस्मानाबाद | .. | 13 | 3,43,237 | 1 | 1,11,986 | 1 | 50,564 | 1 | 39,068 | 9 | 1,31,954 | 1 | 9,665 | .. | .. Osmanabad |
| 19 | बुलढाणा | .. | 9 | 2,78,986 | .. | .. | 1 | 61,992 | 6 | 1,85,005 | 2 | 31,989 | .. | .. | .. | .. Buldhana |
| 20 | अकोला | .. | 9 | 4,54,662 | 1 | 2,25,412 | 1 | 51,936 | 4 | 1,33,966 | 3 | 43,348 | .. | .. | .. | .. Akola |

| | | | | | | | | | | | | | | | | | |
|-------------------------|----------|----|------------|--------------------|-----------|--------------------|-----------|------------------|-----------|------------------|-----------|------------------|-----------|-----------------|-----------|---------------|--------------------------|
| 21 | अमरावती | .. | 12 | 5,44,499 | 1 | 2,61,404 | 1 | 81,186 | 5 | 1,38,123 | 4 | 61,166 | .. | .. | 1 | 2,620 | Amravati |
| 22 | यवतमाळ | .. | 8 | 2,62,135 | .. | .. | 1 | 89,071 | 4 | 1,23,076 | 3 | 49,988 | .. | .. | .. | .. | Yavatmal |
| 23 | वर्धा | .. | 6 | 2,31,510 | .. | .. | 2 | 1,47,570 | 2 | 62,477 | 1 | 11,566 | 1 | 9,897 | .. | .. | Wardha |
| 24 | नागपूर | .. | 14 | 14,69,279 | 1 | 13,02,066 | .. | .. | 2 | 57,943 | 5 | 72,935 | 4 | 31,381 | 2 | 4,954 | Nagpur |
| 25 | भंडारा | .. | 7 | 2,40,754 | 1 | 1,00,423 | 1 | 56,025 | 1 | 34,840 | 2 | 37,151 | 2 | 12,315 | .. | .. | Bhandara |
| 26 | चंद्रपूर | .. | 8 | 2,61,735 | 1 | 1,15,777 | 1 | 61,398 | 1 | 34,187 | 3 | 41,286 | 1 | 7,193 | 1 | 1,854 | Chandrapur |
| महाराष्ट्र राज्य | | .. | 276 | 2,19,93,594 | 25 | 1,65,53,036 | 20 | 13,06,226 | 82 | 24,10,937 | 91 | 13,30,620 | 42 | 3,38,023 | 16 | 54,752 | Maharashtra State |

UA:— शहर संकुले/Urban Agglomeration.

भाषा:— भारतीय जनगणना, १९८१, मालिका १२, महाराष्ट्र, भाग दोन-अ.

Source.— Census of India, 1981, Series 12, Maharashtra, Part II-A.

1. क्षेत्रफल आणि लोकसंख्या/AREA AND POPULATION
तबला क्रमांक/TABLE No. 1.5 (1.5)

शहरांची, नागरी भागांची आणि ग्रामीण भागांची लोकसंख्या
Population of towns, urban areas and rural areas
जनगणना/Population Census, 1981

| जिल्हा/शहरे/शहर संकुले | | एकूण Total | पुरुष Males | स्त्रिया Females | District/Town/U.A * | |
|------------------------|--------------------|---------------|----------------|---------------------|---------------------|-------------------------|
| (1) | | (2) | (3) | (4) | (1) | |
| महाराष्ट्र राज्य | | एकूण/Total | 6,27,84,171 | 3,24,15,126 | 3,03,69,045 | Maharashtra State. |
| | | ग्रामीण/Rural | 4,07,90,577 | 2,05,27,456 | 2,02,63,121 | |
| | | नागरी/Urban | 2,19,93,594 | 1,18,87,670 | 1,01,05,924 | |
| 1. | बृहन्मुंबई | एकूण/Total | 82,43,405 | 46,52,646 | 35,90,759 | Gr. Bombay |
| | | ग्रामीण/Rural | .. | .. | .. | |
| | | नागरी/Urban | 82,43,405 | 46,52,646 | 35,90,759 | |
| 2. | ठाणे | एकूण/Total | 33,51,562 | 17,79,645 | 15,71,917 | Thane |
| | | ग्रामीण/Rural | 18,65,342 | 9,65,472 | 8,99,870 | |
| | | नागरी/Urban | 14,86,220 | 8,14,173 | 6,72,047 | |
| I. | उल्हासनगर संकुल | .. | 6,48,671 | 3,45,657 | 3,03,014 | Ulhasnagar Urban Agglo. |
| II. | ठाणे शहर संकुल | .. | 3,89,801 | 2,15,703 | 1,74,098 | Thane Urban Agglo. |
| III. | भाईंदर | .. | 25,646 | 13,777 | 11,869 | Bhayandar |
| IV. | मुंब्रा | .. | 22,657 | 12,050 | 10,607 | Mumbra |
| V. | वाळकूम | .. | 9,019 | 5,116 | 3,903 | Balkum |
| VI. | कोळशेत | .. | 10,190 | 6,008 | 4,182 | Kolshet |
| VII. | घनसोळी | .. | 8,062 | 4,480 | 3,582 | Ghansoli |
| VIII. | वसई शहर संकुल | .. | 52,398 | 27,062 | 25,336 | Vasai Urban Agglo. |
| IX. | विरार | .. | 23,303 | 12,605 | 10,698 | Virar |
| X. | सोपारा | .. | 4,337 | 2,250 | 2,087 | Seppara |
| XI. | शिरगाव | .. | 3,616 | 1,836 | 1,780 | Shirgaon |
| XII. | पालघर | .. | 12,481 | 6,526 | 5,955 | Palghar |
| XIII. | डहाणू शहर संकुल | .. | 15,666 | 8,361 | 7,305 | Dahanu Urban Agglo. |
| XIV. | जव्हार | .. | 7,055 | 3,674 | 3,381 | Jawhar |
| XV. | वाडा | .. | 9,384 | 4,928 | 4,456 | Vada |
| XVI. | भिवंडी (न.प.) | .. | 1,15,298 | 69,350 | 45,948 | Bhiwandi City (M) |
| XVII. | नारपोली | .. | 25,788 | 16,927 | 8,861 | Narpoli |
| XVIII. | नागाव | .. | 29,513 | 18,363 | 11,210 | Nagaon |
| XIX. | शहापूर | .. | 8,824 | 4,581 | 4,243 | Shahapur |
| XX. | चिकनघर | .. | 9,976 | 5,428 | 4,548 | Chikanghar |
| XXI. | चोले | .. | 8,444 | 4,642 | 3,802 | Chole |
| XXII. | गजबंधन पाथर्ली | .. | 13,474 | 7,405 | 6,069 | Gajabandhan Patharli. |
| XXIII. | आयरे | .. | 19,320 | 10,414 | 8,906 | Ayare |
| XXIV. | कुळगाव | .. | 13,297 | 7,090 | 6,207 | Kulgaon |
| 3. | रायगड | एकूण/Total | 14,86,452 | 7,26,512 | 7,59,946 | Raigad |
| | | ग्रामीण/Rural | 12,76,576 | 6,16,281 | 6,60,295 | |
| | | नागरी/Urban | 2,09,876 | 1,10,231 | 99,645 | |
| I. | अलिबाग (न.प.) | .. | 14,051 | 7,258 | 6,793 | Alibag (M) |
| II. | रेवदंडा | .. | 7,246 | 3,638 | 3,608 | Revanda |
| III. | उरण (न.प.) | .. | 15,168 | 7,951 | 7,217 | Uran (M) |
| IV. | केगाव | .. | 6,635 | 3,784 | 2,851 | Kegaon |
| V. | पनवेल (न.प.) | .. | 37,073 | 19,550 | 17,523 | Panvel (M) |
| VI. | रासायनी | .. | 3,651 | 1,978 | 1,673 | Rasayani |
| VII. | नेरळ | .. | 9,523 | 5,012 | 4,511 | Neral |
| VIII. | करजत | .. | 7,970 | 4,238 | 3,732 | Karjat |
| IX. | माथेरान (न.प.) | .. | 3,920 | 2,255 | 1,665 | Matheran (M) |
| X. | खोपोली (न.प.) | .. | 32,102 | 17,523 | 14,579 | Khoroli (M) |
| XI. | पेण (न.प.) | .. | 14,772 | 7,606 | 7,166 | Pen (M) |
| XII. | रोहा अष्टमी (न.प.) | .. | 11,781 | 6,393 | 5,388 | Roha Ashtami (M) |
| XIII. | गोरेगाव | .. | 5,813 | 2,882 | 2,931 | Goregaon |
| XIV. | महाड (न.प.) | .. | 15,196 | 7,919 | 7,277 | Mahad (M) |
| XV. | श्रीवर्धन (न.प.) | .. | 13,740 | 6,840 | 6,900 | Shrivardhan (M) |
| XVI. | मुरुड (न.प.) | .. | 11,235 | 5,404 | 5,831 | Murud (M) |

*UA—Urban Agglomeration.

तक्ता क्रमांक / TABLE No. 1.5 (1.5) - contd.

| (1) | (2) | (3) | (4) | (1) | |
|-----------------------|--|------------------------------------|------------------------------------|------------------------------------|----------------------|
| 4. रत्नागिरी | एकूण/Total ग्रामीण/Rural नागरी/Urban | 21,11,311 19,40,394 1,70,917 | 9,43,395 8,57,891 85,504 | 11,67,916 10,82,503 85,413 | Ratnagiri |
| I. रत्नागिरी (न.प.) | | 47,036 | 24,374 | 22,662 | Ratnagiri (M) |
| II. हण | | 4,703 | 2,303 | 2,400 | Harnai |
| III. दापोली कॅम्प | | 7,832 | 4,146 | 3,686 | Dapoli Camp |
| IV. दापोळ | | 6,363 | 2,952 | 3,411 | Dabhol |
| V. खेड (न.प.) | | 10,203 | 5,165 | 5,038 | Khed (M) |
| VI. चिपळूण (न.प.) | | 27,250 | 13,437 | 13,813 | Chiplun (M) |
| VII. पोफळी | | 4,817 | 2,425 | 2,392 | Pophali |
| VIII. अलोरे | | 3,288 | 1,654 | 1,634 | Alore |
| IX. राजापूर (न.प.) | | 8,884 | 4,363 | 4,521 | Rajapur (M) |
| X. कनकवली | | 2,203 | 1,050 | 1,153 | Kankavali |
| XI. सावंतवाडी (न.प.) | | 18,671 | 9,397 | 9,274 | Sawantwadi (M) |
| XII. वेगुर्ला (न.प.) | | 12,339 | 6,089 | 6,250 | Vengurla (M) |
| XIII. मालवण (न.प.) | | 17,328 | 8,149 | 9,179 | Malvan (M) |
| 5. नाशिक | एकूण/Total ग्रामीण/Rural नागरी/Urban | 29,91,739 20,63,594 9,28,145 | 15,44,532 10,53,194 4,91,338 | 14,47,207 10,10,400 4,36,807 | Nashik |
| I. नाशिक शहर संकुल | | 4,29,034 | 2,33,508 | 1,95,526 | Nashik Urban Agglo. |
| II. वडनेर | | 3,651 | 1,897 | 1,754 | Vadner |
| III. त्रिंबक (न.प.) | | 6,759 | 3,588 | 3,171 | Trimbak (M) |
| IV. एकलहरे | | 10,318 | 5,703 | 4,615 | Eklahare |
| V. सटाणा (न.प.) | | 20,821 | 11,603 | 9,818 | Satana (M) |
| VI. मालेगांव (न.प.) | | 2,45,883 | 1,26,326 | 1,19,557 | Malegaon City (M) |
| VII. रावळगांव | | 13,253 | 6,765 | 6,487 | Ravalgaon |
| VIII. चांदवड | | 9,946 | 5,435 | 4,511 | Chandvad |
| IX. मनमाड (न.प.) | | 51,439 | 26,424 | 25,015 | Manmad (M) |
| X. नांदगांव (न.प.) | | 17,768 | 9,240 | 8,528 | Nandgaon (M) |
| XI. येवला (न.प.) | | 28,343 | 14,561 | 13,782 | Yevla (M) |
| XII. ओझर | | 39,905 | 20,495 | 19,410 | Ozar |
| XIII. लासलगांव | | 8,638 | 4,514 | 4,124 | Lasalgaon |
| XIV. सिन्नर (न.प.) | | 21,926 | 11,137 | 10,789 | Sinnar (M) |
| XV. इगतपुरी (न.प.) | | 20,461 | 10,741 | 9,720 | Igatpur (M) |
| 6. धुळे | एकूण/Total ग्रामीण/Rural नागरी/Urban | 20,59,294 16,50,113 4,09,181 | 13,43,140 8,34,193 2,08,947 | 10,07,154 8,15,920 1,91,234 | Dhule |
| I. धुळे (न.प.) | | 2,10,759 | 1,10,869 | 99,890 | Dhule City (M) |
| II. नवापूर | | 19,115 | 9,918 | 9,197 | Nawapur |
| III. नंदुरबार (न.प.) | | 65,394 | 34,612 | 31,352 | Nandurbar (M) |
| IV. तळोदे (न.प.) | | 20,055 | 10,281 | 9,774 | Talode (M) |
| V. शहाडे (न.प.) | | 24,955 | 12,899 | 12,056 | Shahade (M) |
| VI. शिरपूर (न.प.) | | 34,013 | 17,547 | 16,466 | Shirpur (M) |
| VII. दोंडइचा (न.प.) | | 25,890 | 13,421 | 12,469 | Donaicha (M) |
| 7. जळगांव | एकूण/Total ग्रामीण/Rural नागरी/Urban | 26,18,274 19,60,017 6,58,257 | 13,42,963 10,01,694 3,41,269 | 12,75,311 9,58,323 3,16,988 | Jalgaon |
| I. जळगांव (न.प.) | | 1,45,335 | 76,258 | 69,077 | Jalgaon City (M) |
| II. चोपडा (न.प.) | | 40,931 | 20,741 | 20,190 | Chopda (M) |
| III. यावल (न.प.) | | 25,049 | 12,949 | 12,100 | Yawal (M) |
| IV. फैजपूर (न.प.) | | 1,629 | 907 | 8,562 | Faizpur (M) |
| V. रावेर (न.प.) | | 20,346 | 10,491 | 9,855 | Raver (M) |
| VI. सावदा (न.प.) | | 15,989 | 8,105 | 7,824 | Savda (M) |
| VII. भुसावळ शहर संकुल | | 1,32,142 | 68,934 | 63,208 | Bhusaval Urban Agglo |
| VIII. वरणगांव | | 26,553 | 13,832 | 12,721 | Varangon |
| IX. पाचोरा (न.प.) | | 31,564 | 16,301 | 15,263 | Pachora (M) |
| X. चाळीसगांव (न.प.) | | 59,342 | 30,981 | 28,361 | Chalisgaon (M) |
| XI. परोळा (न.प.) | | 24,328 | 12,430 | 11,848 | Parola (M) |
| XII. धरणगांव (न.प.) | | 28,736 | 14,416 | 14,320 | Dharangon (M) |
| XIII. एरंडोल (न.प.) | | 22,797 | 11,684 | 11,113 | Erandol (M) |
| XIV. अमळनेर (न.प.) | | 67,516 | 34,970 | 32,546 | Amalner (M) |

सतारा क्रमांक/TABLE No. 1.5 (1.5) - contd.

| (1) | (2) | (3) | (4) | (1) | |
|----------------------------|---|-------------------------------------|-------------------------------------|------------------------------------|-------------------------|
| 8. अहमदनगर | एकूण/Total ग्रामीण/Rural नगरी/Urban | 27,08,309 23,55,941 3,51,368 | 13,82,632 11,96,669 1,85,963 | 13,25,677 11,60,272 1,65,405 | Ahmadnagar |
| I. अहमदनगर शहर संकुल | | 1,81,210 | 98,105 | 83,105 | Ahmadnagar Urban Agglo. |
| II. राहुरी (न.प.) | | 23,781 | 12,152 | 11,569 | Rahuri (M) |
| III. वरवंडी | | 3,713 | 1,859 | 1,854 | Warwandi |
| IV. श्रीरामपूर (न.प.) | | 53,491 | 28,511 | 26,980 | Shrirampur (M) |
| V. संगमनेर (न.प.) | | 40,088 | 20,753 | 19,335 | Sangamner (M) |
| VI. कोपरगाव (न.प.) | | 36,886 | 19,176 | 17,710 | Kopergaon (M) |
| VII. वारी | | 10,259 | 5,407 | 4,852 | Wari. |
| 9. पुणे | एकूण/Total ग्रामीण/Rural नगरी/Urban | 41,64,470 21,93,388 19,71,082 | 42,50,088 11,03,277 10,46,811 | 20,14,382 10,90,111 9,24,271 | Pune |
| I. पुणे शहर संकुल | | 16,86,109 | 8,96,875 | 7,89,234 | Pune Urban Agglo. |
| II. सांगवी हवेली | | 11,969 | 6,316 | 5,653 | Sangvi Haveli |
| III. वडगाव शेरी | | 13,050 | 7,037 | 6,013 | Vadgaon Sheri |
| IV. कळस | | 11,058 | 5,901 | 5,157 | Kalasa |
| V. आळंदी (न.प.) | | 7,523 | 4,158 | 3,365 | Alandi (M) |
| VI. जुन्नर (न.प.) | | 18,311 | 9,620 | 8,691 | Junnar (M) |
| VII. शिरपूर (न.प.) | | 12,181 | 6,206 | 5,975 | Shirpur (M) |
| VIII. दौंड शहर संकुल | | 44,893 | 23,542 | 21,351 | Daund Urban Agglo. |
| IX. कळंब | | 23,129 | 12,001 | 11,128 | Kalamb |
| X. इंदापूर (न.प.) | | 9,418 | 4,882 | 4,536 | Indapur (M) |
| XI. बारामती (न.प.) | | 37,121 | 19,244 | 17,877 | Baramati (M) |
| XII. सासवड (न.प.) | | 12,526 | 6,555 | 5,971 | Sasvad (M) |
| XIII. शिवतकार (नीरा) | | 7,054 | 3,648 | 3,406 | Shivatkar (Nira) |
| XIV. जेजुरी (न.प.) | | 5,126 | 2,613 | 2,513 | Jejuri (M) |
| XV. भोर (न.प.) | | 12,834 | 6,642 | 6,192 | Bhor (M) |
| XVI. लोणावळा (न.प.) | | 36,260 | 19,628 | 16,632 | Lonavala (M) |
| XVII. तळेगाव दाभाडे (न.प.) | | 22,520 | 11,943 | 10,577 | Talegaon Dabhade (M) |
| 10. सातारा | एकूण/Total ग्रामीण/Rural नगरी/Urban | 20,38,677 17,72,885 2,65,792 | 9,89,122 8,50,402 1,38,720 | 10,49,555 9,22,483 1,27,072 | Satara |
| I. सातारा (न.प.) | | 83,336 | 43,972 | 39,364 | Satara (M) |
| II. वाई (न.प.) | | 24,661 | 12,470 | 12,191 | Wai (M) |
| III. कोरेगाव | | 14,594 | 7,491 | 7,103 | Koregaon |
| IV. सातारा रोड | | 10,867 | 5,530 | 5,337 | Satara Road |
| V. रहमतपूर (न.प.) | | 11,666 | 5,674 | 5,992 | Rahimatpur (M) |
| VI. फलटण (न.प.) | | 33,859 | 17,685 | 16,174 | Phaltan (M) |
| VII. म्हसवड (न.प.) | | 14,749 | 7,330 | 7,419 | Mhasvad (M) |
| VIII. कराड (न.प.) | | 54,364 | 29,040 | 25,324 | Karad (M) |
| IX. महाबळेश्वर (न.प.) | | 9,061 | 4,981 | 4,080 | Mahabaleshwar (M) |
| X. पांचगणी (न.प.) | | 8,635 | 4,547 | 4,088 | Panchgani (M) |
| 11. सांगली | एकूण/Total ग्रामीण/Rural नगरी/Urban | 18,31,212 14,37,123 3,94,089 | 9,31,187 7,25,872 2,05,315 | 9,00,025 7,11,251 1,88,774 | Sangli |
| I. सांगली शहर संकुल | | 2,8,988 | 1,40,496 | 1,28,492 | Sangli Urban Agglo. |
| II. तासगाव (न.प.) | | 26,159 | 13,550 | 12,609 | Tasgaon (M) |
| III. किलोस्करवाडी | | 20,512 | 10,733 | 9,779 | Kirloskarwadi |
| IV. विटा (न.प.) | | 24,081 | 12,521 | 11,560 | Vita (M) |
| V. उरण इस्लामपूर (न.प.) | | 33,016 | 17,101 | 15,915 | Uran Islamour (M) |
| VI. आष्टा (न.प.) | | 21,333 | 10,914 | 10,419 | Astha (M) |

तक्ता क्रमांक/TABLE No. 1.5 (1.5)—contd.

| (1) | (2) | (3) | (4) | (1) | |
|-------------------------------|----------------------|------------------|------------------|------------------|--------------------------------|
| 12. सोलापूर | एकूण/Total | 26,10,144 | 13,44,147 | 12,65,997 | Solapur |
| | ग्रामीण/Rural | 18,42,678 | 9,46,725 | 8,95,953 | |
| | नगरी/Urban | 7,67,466 | 3,97,422 | 3,70,044 | |
| I. सोलापूर शहर संकुल | | 5,14,860 | 2,66,344 | 2,48,516 | Solapur Urban Agglo. |
| II. बार्शी (न.प.) | | 72,537 | 38,099 | 34,438 | Barsni (M) |
| III. अक्कलकोट (न.प.) | | 28,371 | 14,570 | 13,801 | Akkalkot (M) |
| IV. मैदगी (न.प.) | | 11,079 | 5,485 | 5,594 | Maindargi (M) |
| V. दुधनी (न.प.) | | 8,300 | 4,217 | 4,083 | Dudhani (M) |
| VI. मंगळयेडे (न.प.) | | 16,802 | 8,710 | 8,092 | Mangalvedhe (M) |
| VII. पंढरपूर (न.प.) | | 64,380 | 33,427 | 30,953 | Pandharpur (M) |
| VIII. सांगोला (न.प.) | | 14,854 | 7,667 | 7,187 | Sangola (M) |
| IX. करमाळा (न.प.) | | 16,729 | 8,802 | 7,927 | Karmala (M) |
| X. कुर्डूवाडी (न.प.) | | 19,554 | 10,101 | 9,453 | Kurduwadi (M) |
| 13. कोल्हापूर | एकूण/Total | 25,06,330 | 12,73,881 | 12,32,449 | Kolhapur |
| | ग्रामीण/Rural | 18,84,308 | 9,45,621 | 9,38,687 | |
| | नगरी/Urban | 6,22,022 | 3,28,260 | 2,93,762 | |
| I. कोल्हापूर शहर संकुल | | 3,51,392 | 1,84,874 | 1,66,518 | Kolhapur Urban Agglo. |
| II. पन्हाळा (न.प.) | | 2,540 | 1,373 | 1,167 | Panhala (M) |
| III. इचलकरंजी (न.प.) | | 1,33,751 | 72,250 | 61,501 | Ichalkaranji city (M) |
| IV. काबनूर | | 30,275 | 16,230 | 14,045 | Kabnur |
| V. वडगाव कसबा (न.प.) | | 14,430 | 7,471 | 6,959 | Vadgaon Kasba (M) |
| VI. जयसिंगपूर (न.प.) | | 24,012 | 12,383 | 11,629 | Jaysingpur (M) |
| VII. कुरुंदवड (न.प.) | | 17,084 | 8,686 | 8,398 | Kurundvad (M) |
| VIII. कागल (न.प.) | | 16,545 | 8,554 | 7,991 | Kagal (M) |
| IX. मुरगुड (न.प.) | | 8,613 | 4,415 | 4,198 | Murgud (M) |
| X. गडहिंग्लज (न.प.) | | 18,535 | 9,555 | 8,980 | Gadhinglaj (M) |
| XI. मलकापूर (न.प.) | | 4,845 | 2,469 | 2,376 | Malkapur (M) |
| 14. औरंगाबाद | एकूण/Total | 24,33,420 | 12,49,632 | 11,83,788 | Aurangabad |
| | ग्रामीण/Rural | 18,95,885 | 9,65,377 | 9,30,508 | |
| | नगरी/Urban | 5,37,535 | 2,84,255 | 2,53,280 | |
| I. औरंगाबाद शहर संकुल | | 3,16,421 | 1,70,347 | 1,46,074 | Aurangabad Urban Agglo. |
| II. खुलदाबाद (न.प.) | | 8,315 | 4,272 | 4,043 | Khuldabad (M) |
| III. कन्नड (न.प.) | | 16,391 | 8,572 | 7,819 | Kannad (M) |
| IV. भोकरदन (न.प.) | | 9,681 | 4,949 | 4,732 | Bhokardan (M) |
| V. जालना (न.प.) | | 1,22,276 | 62,828 | 59,448 | Jalna City (M) |
| VI. अंबड (न.प.) | | 11,200 | 5,793 | 5,407 | Ambad (M) |
| VII. पैठण (न.प.) | | 21,126 | 10,740 | 10,386 | Paithan (M) |
| VIII. गंगापूर (न.प.) | | 11,468 | 6,032 | 5,436 | Gangapur (M) |
| IX. वैजापूर (न.प.) | | 20,657 | 10,722 | 9,935 | Vaijapur (M) |
| 15. परभणी | एकूण/Total | 18,29,378 | 9,29,638 | 8,99,740 | Parbhani |
| | ग्रामीण/Rural | 14,86,556 | 7,52,408 | 7,34,148 | |
| | नगरी/Urban | 3,42,822 | 1,77,230 | 1,65,592 | |
| I. परभणी (न.प.) | | 1,09,364 | 57,326 | 52,038 | Parbhani City (M) |
| II. पूर्णा (न.प.) | | 22,697 | 11,762 | 10,935 | Purna (M) |
| III. जितूर (न.प.) | | 20,251 | 10,378 | 9,873 | Jintur (M) |
| IV. हिंगोली (न.प.) | | 41,568 | 21,492 | 20,076 | Hingoli (M) |
| V. कळमनुरी (न.प.) | | 11,845 | 6,123 | 5,722 | Kalamnuri (M) |
| VI. बसमत (न.प.) | | 29,918 | 15,402 | 14,516 | Basmath (M) |
| VII. गंगाखेड (न.प.) | | 19,739 | 10,101 | 9,638 | Gangakhed (M) |
| VIII. सोनपेठ (न.प.) | | 7,917 | 4,004 | 3,913 | Sonpeth (M) |
| IX. सैलू (न.प.) | | 24,779 | 12,723 | 12,056 | Sailu (M) |
| X. मानवत (न.प.) | | 21,830 | 11,101 | 10,729 | Manwath (M) |
| XI. पाथरी (न.प.) | | 16,480 | 8,439 | 8,041 | Pathari (M) |
| XII. पारतूर (न.प.) | | 16,434 | 8,379 | 8,505 | Partur (M) |

| (1) | (2) | (3) | (4) | (1) | |
|---------------------------|--|------------------------------------|-----------------------------------|-----------------------------------|-------------------|
| 16. बीड | एकूण/Total ग्रामीण/Rural नागरी/Urban | 14,86,030 12,56,259 2,29,771 | 7,55,971 6,36,075 1,19,896 | 7,30,059 6,20,184 1,09,875 | Beed |
| I. बीड (न.प.) | | 80,287 | 42,064 | 38,223 | Beed (M) |
| II. गेवराई (न.प.) | | 15,495 | 8,037 | 7,458 | Georai (M) |
| III. मांजलेगाव (न.प.) | | 22,555 | 11,499 | 11,056 | Manjlegaon (M) |
| IV. परळी (न.प.) | | 48,946 | 25,582 | 23,364 | Parli (M) |
| V. अंबेजोगाई (न.प.) | | 42,362 | 22,434 | 19,928 | Ambajogai (M) |
| VI. धारुर (न.प.) | | 12,836 | 6,522 | 6,314 | Dharur (M) |
| VII. आष्टी | | 7,290 | 3,758 | 3,532 | Asthi. |
| 17. नांदेड | एकूण/Total ग्रामीण/Rural नागरी/Urban | 17,49,334 14,21,485 3,27,849 | 8,92,417 7,21,514 1,70,903 | 8,56,917 6,99,971 1,56,946 | Nanded |
| I. नांदेड (न.प.) | | 1,91,269 | 1,00,333 | 90,936 | Nanded City (M) |
| II. मुदखेड (न.प.) | | 9,865 | 5,023 | 4,842 | Muakhed (M) |
| III. हादगाव (न.प.) | | 11,127 | 5,812 | 5,315 | Hadgaon (M) |
| IV. किनवट (न.प.) | | 16,476 | 8,516 | 7,960 | Kinwat (M) |
| V. पेठ उमरी (न.प.) | | 6,625 | 3,577 | 3,048 | Peth Umri (M) |
| VI. धर्माबाद (न.प.) | | 19,146 | 9,895 | 9,251 | Dharmabad (M) |
| VII. कुंडलवाडी (न.प.) | | 11,617 | 5,834 | 5,783 | Kundalvadi (M) |
| VIII. बिलोली (न.प.) | | 7,776 | 3,947 | 3,829 | Biloli (M) |
| IX. देगलुर (न.प.) | | 27,625 | 14,290 | 13,335 | Deglur (M) |
| X. मुखेड (न.प.) | | 14,006 | 7,236 | 6,770 | Mukhed (M) |
| XI. कंधार (न.प.) | | 12,317 | 6,440 | 5,877 | Khandhar (M) |
| 18. उस्मानाबाद | एकूण/Total ग्रामीण/Rural नागरी/Urban | 22,30,620 18,87,383 3,43,237 | 11,39,197 9,59,644 1,79,553 | 10,91,423 9,27,739 1,63,684 | Osmanabad |
| I. नलदुर्ग (न.प.) | | 9,665 | 4,932 | 4,733 | Naldurg (M) |
| II. उस्मानाबाद (न.प.) | | 39,068 | 20,391 | 18,677 | Osmanabad (M) |
| III. कळंब (न.प.) | | 13,788 | 7,153 | 6,635 | Kalamb (M) |
| IV. लातूर (न.प.) | | 1,11,986 | 59,279 | 52,707 | Latur City (M) |
| V. अहमदनगर (न.प.) | | 16,537 | 8,599 | 7,938 | Ahmadnagar (M) |
| VI. उदगीर (न.प.) | | 50,564 | 26,845 | 23,719 | Udgir (M) |
| VII. निलंगा (न.प.) | | 17,201 | 8,807 | 8,394 | Nilanga (M) |
| VIII. औसा (न.प.) | | 16,761 | 8,676 | 8,085 | Ausa (M) |
| IX. मुरुम (न.प.) | | 13,451 | 6,803 | 6,648 | Murum (M) |
| X. उमरगा (न.प.) | | 16,087 | 8,368 | 7,719 | Umarga (M) |
| XI. तुळजापूर (न.प.) | | 16,941 | 8,736 | 8,205 | Tuljapur (M) |
| XII. परांडा (न.प.) | | 10,894 | 5,623 | 5,271 | Paranda (M) |
| XIII. भूम (न.प.) | | 10,294 | 5,341 | 4,953 | Bhum (M) |
| 19. बुलढाणा | एकूण/Total ग्रामीण/Rural नागरी/Urban | 15,08,777 12,29,791 2,78,986 | 7,70,833 6,25,988 1,44,845 | 7,37,944 6,03,803 1,34,141 | Buldana |
| I. बुलढाणा (न.प.) | | 35,914 | 19,024 | 16,890 | Buldana (M) |
| II. चिखली (न.प.) | | 27,606 | 14,413 | 13,193 | Chikhli (M) |
| III. देऊळगांव राजा (न.प.) | | 14,088 | 7,286 | 6,802 | Deulgaon Raja (M) |
| IV. मलकापूर (न.प.) | | 43,121 | 22,220 | 20,901 | Malkapur (M) |
| V. नांदुरा (न.प.) | | 24,402 | 12,577 | 11,825 | Nandura (M) |
| VI. जळगाव (न.प.) | | 17,901 | 9,152 | 8,749 | Jalgaon (M) |
| VII. खामगाव (न.प.) | | 61,992 | 32,399 | 29,593 | Khamgaon (M) |
| VIII. शेगाव (न.प.) | | 31,580 | 16,193 | 15,337 | Shegaon (M) |
| IX. मेहकर (न.प.) | | 22,382 | 11,581 | 10,801 | Mehkar (M) |

तबता क्रमांक/TABLE No. 1.5 (1.5) — contd.

| (1) | (2) | (3) | (4) | (1) | |
|----------------------------|--|------------------------------------|----------------------------------|----------------------------------|-------------------------|
| 20. अकोला | एकूण/Total ग्रामीण/Rural नागरी/Urban | 18,26,952 13,72,290 4,54,662 | 9,37,824 7,01,592 2,36,232 | 8,89,128 6,70,698 2,18,430 | Akola |
| I. अकोला (न.प.) | | 2,25,412 | 1,17,945 | 1,07,467 | Akola City (M) |
| II. अकोट (न.प.) | | 51,936 | 26,694 | 25,242 | Akot (M) |
| III. तेलहारा (न.प.) | | 11,204 | 5,821 | 5,383 | Telhara (M) |
| IV. कारंजा (न.प.) | | 39,749 | 20,361 | 19,388 | Karanja (M) |
| V. मुर्तिजापुर (न.प.) | | 28,991 | 14,878 | 14,113 | Murtijapur (M) |
| VI. मंगरुळपीर (न.प.) | | 17,875 | 9,345 | 8,530 | Mangrulpir (M) |
| VII. वाशिम (न.प.) | | 39,804 | 20,504 | 19,300 | Washim (M) |
| VIII. बाळापुर (न.प.) | | 25,422 | 13,223 | 12,199 | Balapur (M) |
| IX. पातूर (न.प.) | | 14,269 | 7,461 | 6,808 | Patur (M) |
| 21. अमरावती | एकूण/Total ग्रामीण/Rural नागरी/Urban | 18,61,410 13,16,911 5,44,499 | 9,61,645 6,78,517 2,83,047 | 8,99,846 6,38,394 2,61,452 | Amravati |
| I. अमरावती (न.प.) | | 2,61,404 | 1,36,514 | 1,24,890 | Amravati City (M) |
| II. वडनेरा (न.प.) | | 32,351 | 16,673 | 15,678 | Badnera (M) |
| III. अचलपूर (न.प.) | | 81,186 | 41,868 | 39,318 | Achalpur (M) |
| IV. चांदुरबाजार (न.प.) | | 11,923 | 6,163 | 5,760 | Chandurbazar (M) |
| V. वरुड (न.प.) | | 25,761 | 13,507 | 12,254 | Warud (M) |
| VI. भोरशी (न.प.) | | 20,524 | 10,620 | 9,904 | Morshi (M) |
| VII. दशदूरजना (न.प.) | | 17,282 | 8,999 | 8,283 | Sendurjana (M) |
| VIII. सापूर धामणगाव (न.प.) | | 18,349 | 9,438 | 8,911 | Dattapur Dhamangaon (M) |
| IX. चांदूर (न.प.) | | 13,612 | 6,968 | 6,644 | Chandur (M) |
| X. अंजनगाव (न.प.) | | 33,583 | 17,416 | 16,167 | Anjangaon (M) |
| XI. दर्यापूर बनोसा (न.प.) | | 25,904 | 13,405 | 12,499 | Darapur Banosa (M) |
| XII. चिखलदरा (न.प.) | | 2,620 | 1,476 | 1,144 | Chikaldara (M) |
| 22. यवतमाळ | एकूण/Total ग्रामीण/Rural नागरी/Urban | 17,37,423 14,75,288 2,62,135 | 8,87,236 7,50,301 1,36,935 | 8,50,187 7,24,987 1,25,200 | Yavatmal |
| I. यवतमाळ (न.प.) | | 89,071 | 46,472 | 42,599 | Yavatmal (M) |
| II. पांढरकवडा (न.प.) | | 17,588 | 9,159 | 8,429 | Pandharkaoda (M) |
| III. घाटंजी (न.प.) | | 12,628 | 6,808 | 5,820 | Ghatanji (M) |
| IV. वणी (न.प.) | | 31,773 | 16,580 | 15,193 | Wani (M) |
| V. पुसद (न.प.) | | 41,484 | 21,832 | 19,652 | Pusad (M) |
| VI. उमरखेड (न.प.) | | 13,316 | 12,160 | 11,156 | Umarkhed (M) |
| VII. दिग्रस (न.प.) | | 26,503 | 13,757 | 12,746 | Digras (M) |
| VIII. दारव्हा (न.प.) | | 19,772 | 10,167 | 9,605 | Darwha (M) |
| 23. वर्धा | एकूण/Total ग्रामीण/Rural नागरी/Urban | 9,26,618 6,95,108 2,31,510 | 4,75,696 3,55,774 1,19,922 | 4,50,922 3,39,334 1,11,588 | Wardha |
| I. वर्धा (न.प.) | | 88,495 | 46,056 | 42,439 | Wardha (M) |
| II. पुलगाव (न.प.) | | 31,358 | 16,208 | 15,150 | Pulgaon (M) |
| III. देवळी (न.प.) | | 11,566 | 5,946 | 5,620 | Deoli (M) |
| IV. सिंदी (न.प.) | | 9,897 | 5,142 | 4,755 | Sindi (M) |
| V. आर्वी (न.प.) | | 31,119 | 15,951 | 15,168 | Arvi (M) |
| VI. हिंगणघाट (न.प.) | | 59,075 | 30,619 | 28,456 | Hinganghat (M) |

तबता क्रमांक/TABLE No. 1.5 (1.5) - *contd.*

| | (1) | (2) | (3) | (4) | (1) | |
|-------|------------------|--|-------------------------------------|-----------------------------------|-----------------------------------|---------------------|
| 24. | नागपूर | एकूण/Total ग्रामीण/Rural नागरी/Urban | 25,88,811 11,19,532 14,69,279 | 13,45,377 5,77,082 7,68,295 | 12,43,434 5,42,450 7,00,984 | Nagpur |
| I. | नागपूर शहर संकुल | | 13,02,066 | 6,81,671 | 6,20,395 | Nagpur Urban Agglo. |
| II. | डवळामेढी | | 1,771 | 917 | 854 | Davlameti |
| III. | काटोल (न.प.) | | 24,033 | 12,503 | 11,530 | Katol (M) |
| IV. | नरखेड (न.प.) | | 15,878 | 8,211 | 7,667 | Narkhed (M) |
| V. | मोवाड (न.प.) | | 6,971 | 3,564 | 3,407 | Mowad (M) |
| VI. | सावनेर (न.प.) | | 15,541 | 8,077 | 7,464 | Savner (M) |
| VII. | कळमेश्वर (न.प.) | | 9,439 | 4,927 | 4,512 | Kalmeshwar (M) |
| VIII. | खापा (न.प.) | | 12,722 | 6,445 | 6,277 | Khapa (M) |
| IX. | मोहपा (न.प.) | | 6,430 | 3,371 | 3,059 | Mohpa (M) |
| X. | चिचोली | | 8,541 | 4,507 | 4,034 | Chicholi |
| XI. | बीना | | 3,183 | 1,671 | 1,512 | Bina |
| XII. | रामटेक (न.प.) | | 16,734 | 8,662 | 8,072 | Ramtek (M) |
| XIII. | कन्हान पंपरी | | 12,060 | 6,317 | 5,743 | Kanhan Pimpri |
| XIV. | उमरेड (न.प.) | | 33,910 | 17,452 | 16,458 | Umred (M) |
| 25. | भंडारा | एकूण/Total ग्रामीण/Rural नागरी/Urban | 18,37,577 15,96,823 2,40,754 | 9,20,159 7,97,396 1,22,763 | 9,17,418 7,99,427 1,17,991 | Bhandara |
| I. | भंडारा (न.प.) | | 56,025 | 28,822 | 27,203 | Bhandara (M) |
| II. | तुमसर (न.प.) | | 34,840 | 17,645 | 17,195 | Tumsar (M) |
| III. | पवनी (न.प.) | | 18,699 | 9,452 | 9,247 | Pauni (M) |
| IV. | मोहाडी | | 7,026 | 3,547 | 3,479 | Mohadi |
| V. | वरथी | | 5,289 | 2,670 | 2,619 | Warthi |
| VI. | गोंदिया (न.प.) | | 1,00,423 | 51,395 | 49,028 | Gondia City (M) |
| VII. | तिरोरा (न.प.) | | 18,452 | 9,232 | 9,220 | Tirora (M) |
| 26. | चंद्रपूर | एकूण/Total ग्रामीण/Rural नागरी/Urban | 20,55,642 17,93,907 2,61,735 | 10,45,692 9,08,497 1,37,195 | 10,09,950 8,85,410 1,24,540 | Chandrapur |
| I. | चंद्रपूर (न.प.) | | 1,15,777 | 60,749 | 55,028 | Chandrapur City (M) |
| II. | बल्लारपूर (न.प.) | | 61,398 | 32,408 | 28,990 | Ballarpur (M) |
| III. | घुगुस | | 15,214 | 7,974 | 7,240 | Ghugus |
| IV. | वरौडा (न.प.) | | 34,187 | 18,149 | 16,038 | Waroda (M) |
| V. | माजरी | | 1,894 | 1,009 | 885 | Majari |
| VI. | देसाईगंज (न.प.) | | 15,503 | 7,691 | 7,812 | Desaiganj (M) |
| VII. | राजुरा (न.प.) | | 10,569 | 5,564 | 5,005 | Rajura (M) |
| VIII. | साष्टी | | 7,193 | 3,651 | 3,542 | Sasti |

टीप/Note.— न. प.—नगरपरिषद./M—Municipality.

बांधार.—भारतीय जनगणना, १९८१, मालिका १२, महाराष्ट्र, भाग दोन-ब.

Source:—Census of India, 1981, series 12, Maharashtra, Part II-A.

1. क्षेत्रफल आणि लोकसंख्या/AREA AND POPULATION

तक्ता क्रमांक/TABLE No. 1.6 (1.6)

साक्षरतेची टक्केवारी/Percentage of literacy

| अनुक्रमांक Serial No. | जिल्हा* | 1971 जनगणना/Population Census | | | 1981 जनगणना/Population Census | | | District* |
|-----------------------------|---------------------|-------------------------------|---------------------|---------------|-------------------------------|---------------------|---------------|--------------------|
| | | पुरुष Males | स्त्रिया Females | एकूण Total | पुरुष Males | स्त्रिया Females | एकूण Total | |
| (1) | (2) | (3) | (4) | (5) | (6) | (7) | (8) | (2) |
| 1 | बृहन्मंबई .. | 69.65 | 55.72 | 63.84 | 73.91 | 60.75 | 68.18 | Greater Bombay |
| 2 | ठाणे .. | 50.34 | 29.80 | 40.65 | 59.64 | 40.15 | 50.50 | Thane |
| 3 | रायगड .. | 47.25 | 24.03 | 35.32 | 57.42 | 34.27 | 45.59 | Raigad |
| 4 | रत्नागिरी .. | 52.52 | 29.64 | 39.83 | 59.62 | 38.15 | 47.75 | Ratnagiri |
| 5 | नाशिक .. | 48.45 | 23.37 | 36.30 | 56.09 | 31.85 | 44.36 | Nashik |
| 6 | धुळे .. | 42.96 | 20.30 | 31.89 | 48.61 | 26.01 | 37.51 | Dhule |
| 7 | जळगांव .. | 58.44 | 31.32 | 45.24 | 61.19 | 34.39 | 48.14 | Jalgaon |
| 8 | अहमदनगर .. | 48.97 | 22.91 | 36.23 | 56.51 | 29.24 | 43.16 | Ahmadnagar |
| 9 | पुणे .. | 56.30 | 32.10 | 44.62 | 65.16 | 42.14 | 54.03 | Pune |
| 10 | सातारा .. | 52.38 | 24.77 | 38.32 | 61.39 | 35.67 | 48.15 | Satara |
| 11 | सांगली .. | 50.98 | 23.24 | 37.48 | 59.70 | 33.60 | 46.87 | Sangli |
| 12 | सोलापूर .. | 46.40 | 20.49 | 33.90 | 53.61 | 26.96 | 40.68 | Solapur |
| 13 | कोल्हापूर .. | 49.78 | 20.34 | 35.37 | 59.45 | 30.79 | 45.36 | Kolhapur |
| 14 | औरंगाबाद .. | 42.14 | 14.02 | 28.49 | 50.80 | 19.96 | 35.80 | Aurangabad |
| 15 | परभणी .. | 36.85 | 11.25 | 24.31 | 44.67 | 15.53 | 30.33 | Parbhani |
| 16 | बीड .. | 36.25 | 11.17 | 24.01 | 45.82 | 17.27 | 31.79 | Beed |
| 17 | नांदेड .. | 34.64 | 10.36 | 22.78 | 43.32 | 15.67 | 29.78 | Nanded |
| 18 | उस्मानाबाद .. | 40.34 | 14.70 | 27.88 | 48.73 | 21.40 | 35.36 | Osmanabad |
| 19 | बुलढाणा .. | 51.33 | 22.68 | 37.34 | 58.68 | 29.97 | 44.64 | Buldana |
| 20 | अकोला .. | 51.84 | 26.48 | 39.55 | 59.54 | 35.45 | 47.82 | Akola |
| 21 | अमरावती .. | 52.28 | 31.69 | 42.36 | 60.50 | 42.55 | 51.82 | Amravati |
| 22 | यवतमाळ .. | 42.87 | 19.88 | 31.60 | 51.21 | 26.86 | 39.29 | Yavatmal |
| 23 | वर्धा .. | 52.55 | 30.29 | 41.71 | 61.01 | 40.53 | 51.05 | Wardha |
| 24 | नागपूर .. | 56.09 | 33.51 | 45.26 | 63.74 | 44.62 | 54.56 | Nagpur |
| 25 | भंडारा .. | 50.01 | 20.59 | 35.40 | 58.31 | 29.49 | 43.92 | Bhandara |
| 26 | चंद्रपूर .. | 38.63 | 14.54 | 26.77 | 46.73 | 22.22 | 34.69 | Chandrapur |
| | महाराष्ट्र राज्य .. | 51.04 | 26.43 | 39.18 | 58.79 | 34.79 | 47.18 | Maharashtra State. |

*पुनर्रचित जिल्हाची माहिती स्वतंत्रपणे उपलब्ध नाही./The information for reorganised districts is not available separately.

साधार.—(१) भारतीय जनगणना १९७१, मालिका ११, महाराष्ट्र भाग-दोन-बी. (२) भारतीय जनगणना, १९८१, मालिका १२, महाराष्ट्र भाग-दोन-बी.

Source.—(1) Census of India, 1971, Series-11, Maharashtra, Part-II-B. (2) Census of India, 1981, Series-12, Maharashtra, Part-II-B.

1. क्षेत्रफल व लोकसंख्या/AREA AND POPULATION

तबला क्रमांक/TABLE No. 1.7 (1.7)

अनुसूचित जाती व अनुसूचित जमाती यांची लोकसंख्या
Population of Scheduled Castes and Scheduled Tribes

(जनगणना/Population Census 1981)

| अनुक्रमांक Serial No. | जिल्हा (2) | अनुसूचित जाती Scheduled Castes | | | अनुसूचित जमाती Scheduled Tribes | | | एकूण Grand Total (Cols. 5+8) | District (2) |
|-----------------------------|---------------|-----------------------------------|---------------------|---------------|------------------------------------|---------------------|---------------|---------------------------------------|-------------------|
| | | पुरुष Males | स्त्रिया Females | एकूण Total | पुरुष Males | स्त्रिया Females | एकूण Total | | |
| (1) | (2) | (3) | (4) | (5) | (6) | (7) | (8) | (9) | (2) |
| 1 | बुलढाणा | 2,16,081 | 1,82,995 | 3,99,076 | 46,140 | 37,933 | 84,073 | 4,83,149 | Greater Bombay |
| 2 | ठाणे | 44,498 | 39,327 | 83,825 | 3,68,944 | 3,60,480 | 7,29,424 | 8,13,249 | Thane |
| 3 | रायगड | 12,794 | 12,388 | 25,182 | 96,461 | 93,749 | 1,90,210 | 2,15,392 | Raigad |
| 4 | रत्नागिरी | 21,552 | 23,580 | 45,132 | 16,223 | 15,523 | 31,746 | 76,878 | Ratnagiri |
| 5 | सिंधुदुर्ग* | | | | | | | | |
| 6 | नाशिक | 95,368 | 90,491 | 1,85,859 | 3,54,503 | 3,47,144 | 7,01,647 | 8,87,506 | Nashik |
| 7 | धुळे | 43,580 | 42,155 | 85,735 | 4,16,800 | 4,14,264 | 8,31,064 | 9,16,799 | Dhule |
| 8 | जळगांव | 78,566 | 75,661 | 1,54,227 | 1,09,652 | 1,06,357 | 2,16,009 | 3,70,236 | Jalgaon |
| 9 | अहमदनगर | 1,46,811 | 1,40,896 | 2,87,707 | 94,464 | 93,252 | 1,87,656 | 4,75,363 | Ahmadnagar |
| 10 | पुणे | 1,61,742 | 1,52,055 | 3,13,797 | 81,244 | 77,461 | 1,58,705 | 4,72,502 | Pune |
| 11 | सातारा | 63,235 | 63,395 | 1,26,630 | 6,567 | 6,493 | 13,060 | 1,39,690 | Satara |
| 12 | सांगली | 1,04,141 | 1,00,211 | 2,04,352 | 8,004 | 7,531 | 15,535 | 2,19,887 | Sangli |
| 13 | सोलापूर | 1,91,587 | 1,81,496 | 3,73,083 | 26,708 | 24,869 | 51,577 | 4,24,660 | Solapur |
| 14 | कोल्हापूर | 1,55,060 | 1,47,589 | 3,02,649 | 13,964 | 13,347 | 27,311 | 3,29,960 | Kolhapur |
| 15 | औरंगाबाद | 77,102 | 73,334 | 1,50,436 | 38,381 | 37,282 | 75,663 | 2,26,099 | Aurangabad |
| 16 | जालना* | | | | | | | | |
| 17 | परभणी | 53,810 | 52,656 | 1,06,466 | 39,892 | 38,685 | 78,577 | 1,85,043 | Parbhani |
| 18 | बीड | 86,421 | 84,061 | 1,70,482 | 6,857 | 6,538 | 13,405 | 1,83,887 | Beed |
| 19 | नांदेड | 1,00,433 | 97,276 | 1,97,709 | 90,321 | 87,917 | 1,78,238 | 3,75,947 | Nanded |
| 20 | उस्मानाबाद | 1,74,475 | 1,67,986 | 3,42,461 | 26,482 | 25,531 | 52,013 | 3,94,474 | Osmanabad |
| 21 | लातूर* | | | | | | | | |
| 22 | बुलढाणा | 47,529 | 45,698 | 93,227 | 34,036 | 32,421 | 66,457 | 1,59,684 | Buldana |
| 23 | अकोला | 51,071 | 49,545 | 1,00,616 | 58,399 | 56,360 | 1,14,759 | 2,15,375 | Akola |
| 24 | अमरावती | 58,080 | 54,674 | 1,12,754 | 1,23,665 | 1,18,039 | 2,41,704 | 3,54,458 | Amravati |
| 25 | यवतमाळ | 43,657 | 42,328 | 85,985 | 1,87,141 | 1,82,975 | 3,70,116 | 4,56,101 | Yavatmal |
| 26 | वर्धा | 18,783 | 17,629 | 36,412 | 72,579 | 69,665 | 1,42,244 | 1,78,656 | Wardha |
| 27 | नागपूर | 94,494 | 87,901 | 1,82,395 | 1,81,887 | 1,71,416 | 3,53,303 | 5,35,698 | Nagpur |
| 28 | भंडारा | 89,547 | 89,627 | 1,79,174 | 1,48,034 | 1,50,005 | 2,98,039 | 4,77,293 | Bhandara |
| 29 | चंद्रपूर | 68,681 | 65,641 | 1,34,322 | 2,76,657 | 2,72,846 | 5,49,503 | 6,83,825 | Chandrapur |
| 30 | गडचिरोली* | | | | | | | | |
| महाराष्ट्र राज्य | | 22,99,098 | 21,80,665 | 44,79,763 | 29,23,955 | 28,48,083 | 57,72,038 | 1,02,51,801 | Maharashtra State |

*स्वतंत्र उपलब्ध नाही/Not available separately.

साधन.—भारतीय जनगणना, १९८१, मालिका १२ महाराष्ट्र—भाग दोन-ब.

Source.—Census of India, 1981, Series-12, Maharashtra Part-II-B.

TABLE No. 1'8 (2.1)

1. क्षेत्रफल आणि लोकसंख्या/AREA AND POPULATION

तक्ता क्रमांक/TABLE No. 1.8 (2.1)

लोकसंख्येची आर्थिक वर्गवारी/Economic classification of population

जनगणना/Population Census, 1981

| अनुक्रमांक Serial No. | जिल्हा | एकूण ग्रामीण नागरी | मुख्यतः काम करणारे/Main workers | | | | | | | | | | Total Rural Urban | District |
|-----------------------------|-------------|--------------------------|---|----------------|---------------------|---|----------------|---------------------|------------------------------|----------------|---------------------|-------------|-------------------------|----------|
| | | | एकूण लोकसंख्या (संस्थामधील व बेघरांची धरून) Total population (including institutional and houseless population) | | | एकूण मुख्यतः काम करणारे Total Main workers (I-IX) | | | शेतकरी Cultivators (I) | | | | | |
| | | | व्यक्ति Persons | पुरुष Males | स्त्रिया Females | व्यक्ति Persons | पुरुष Males | स्त्रिया Females | व्यक्ति Persons | पुरुष Males | स्त्रिया Females | | | |
| (1) | (2) | (3) | (4) | (5) | (6) | (7) | (8) | (9) | (10) | (11) | (12) | (3) | (2) | |
| 1 | बृहस्पुर्बई | ए ग्र ना | 82,43,405 | 46,52,646 | 35,90,759 | 28,60,054 | 25,52,548 | 3,07,506 | 3,177 | 2,777 | 400 | T R U | Greater Bombay | |
| 2 | ठाणे | ए ग्र ना | 33,51,562 | 17,79,645 | 15,71,917 | 12,67,771 | 9,67,380 | 3,00,391 | 3,57,689 | 2,15,372 | 1,42,317 | T R U | Thane | |
| 3 | रायगड | ए ग्र ना | 14,86,452 | 7,26,512 | 7,59,940 | 5,55,728 | 3,55,362 | 2,00,366 | 2,88,853 | 1,55,531 | 1,33,322 | T R U | Raigad | |
| 4 | रत्नागिरी | ए ग्र ना | 21,11,311 | 9,43,395 | 11,67,916 | 7,19,150 | 4,05,745 | 3,13,405 | 4,71,298 | 2,21,199 | 2,50,099 | T R U | Ratnagiri | |
| 5 | नाशिक | ए ग्र ना | 29,91,739 | 15,44,532 | 14,47,207 | 12,19,868 | 7,99,670 | 4,20,198 | 5,14,625 | 3,28,158 | 1,86,467 | T R U | Nashik | |
| 6 | धुळे | ए ग्र ना | 20,50,294 | 10,43,140 | 10,07,154 | 7,79,326 | 5,42,749 | 2,36,577 | 2,86,293 | 2,32,595 | 53,698 | T R U | Dhule | |
| 7 | जळगांव | ए ग्र ना | 26,18,274 | 13,42,963 | 12,75,311 | 10,35,988 | 6,86,828 | 3,49,160 | 3,51,817 | 2,42,093 | 1,09,724 | T R U | Jalgaon | |
| 8 | अहमदनगर | ए ग्र ना | 27,08,309 | 13,82,632 | 13,25,677 | 11,25,377 | 7,21,673 | 4,03,704 | 5,33,712 | 3,37,639 | 1,96,073 | T R U | Ahmadnagar | |

| | | | | | | | | | | | | | | | |
|----|------------|----|----|----|-----------|-----------|-----------|-----------|-----------|----------|----------|----------|----------|---|------------|
| 9 | पुणे | .. | .. | ए | 41,64,470 | 21,50,088 | 20,14,382 | 14,55,460 | 10,70,516 | 3,84,944 | 4,96,165 | 3,20,375 | 1,75,790 | T | Pune |
| | | | | भा | 21,93,388 | 11,03,277 | 10,90,111 | 8,61,875 | 5,63,754 | 2,98,121 | 4,86,059 | 3,12,418 | 1,73,641 | R | |
| | | | | ना | 19,71,082 | 10,46,811 | 9,24,271 | 5,93,585 | 5,06,762 | 86,823 | 10,106 | 7,957 | 2,149 | U | |
| 10 | सातारा | .. | . | ए | 20,38,677 | 9,89,122 | 10,49,555 | 6,84,172 | 4,65,784 | 2,18,388 | 3,61,934 | 2,38,043 | 1,23,891 | T | Satara |
| | | | | भा | 17,72,885 | 8,50,402 | 9,22,483 | 6,09,513 | 4,03,370 | 2,06,143 | 3,53,898 | 2,31,747 | 1,22,151 | R | |
| | | | | ना | 2,65,792 | 1,38,720 | 1,27,072 | 74,659 | 62,414 | 12,245 | 8,036 | 6,296 | 1,740 | U | |
| 11 | सांगली | .. | .. | ए | 18,31,212 | 9,31,187 | 9,00,025 | 6,25,479 | 4,82,465 | 1,43,014 | 2,99,316 | 2,36,083 | 63,233 | T | Sangli |
| | | | | भा | 14,37,123 | 7,25,872 | 7,11,251 | 5,10,141 | 3,84,151 | 1,25,990 | 2,83,949 | 2,23,405 | 60,544 | R | |
| | | | | ना | 3,94,089 | 2,05,315 | 1,88,774 | 1,15,338 | 98,314 | 17,024 | 15,367 | 12,678 | 2,689 | U | |
| 12 | सोलापूर | .. | .. | ए | 26,10,144 | 13,44,147 | 12,65,997 | 9,83,022 | 7,05,804 | 2,77,218 | 3,38,787 | 2,67,275 | 71,512 | T | Solapur |
| | | | | भा | 18,42,678 | 9,46,725 | 8,95,953 | 7,51,863 | 5,23,523 | 2,28,340 | 3,29,561 | 2,58,952 | 70,609 | R | |
| | | | | ना | 7,67,466 | 3,97,422 | 3,70,044 | 2,31,159 | 1,82,281 | 48,878 | 9,226 | 8,323 | 903 | U | |
| 13 | कोल्हापूर | .. | .. | ए | 25,06,336 | 12,73,881 | 12,32,449 | 9,21,304 | 6,68,850 | 2,52,454 | 4,84,894 | 3,20,939 | 1,63,955 | T | Kolhapur |
| | | | | भा | 18,84,308 | 9,45,621 | 9,38,687 | 7,37,731 | 5,05,314 | 2,32,417 | 4,73,786 | 3,11,053 | 1,62,733 | R | |
| | | | | ना | 6,22,022 | 3,28,260 | 2,93,762 | 1,83,573 | 1,63,536 | 2,037 | 11,108 | 9,886 | 1,222 | U | |
| 14 | औरंगाबाद | .. | .. | ए | 24,33,420 | 12,49,632 | 11,83,788 | 10,03,159 | 6,64,130 | 3,39,029 | 4,58,927 | 3,14,557 | 1,44,370 | T | Aurangabad |
| | | | | भा | 18,95,885 | 9,65,377 | 9,30,508 | 8,55,527 | 5,38,240 | 3,17,287 | 4,52,452 | 3,09,018 | 1,43,434 | R | |
| | | | | ना | 5,37,535 | 2,84,255 | 2,53,280 | 1,47,632 | 1,25,890 | 21,742 | 6,475 | 5,539 | 936 | U | |
| 15 | परभणी | .. | .. | ए | 18,29,378 | 9,29,638 | 8,99,740 | 8,10,830 | 5,32,213 | 2,78,613 | 3,20,972 | 2,27,029 | 93,943 | T | Parbhani |
| | | | | भा | 14,86,556 | 7,52,408 | 7,34,148 | 7,07,158 | 4,47,463 | 2,59,695 | 3,12,798 | 2,19,845 | 92,953 | R | |
| | | | | ना | 3,42,822 | 1,77,230 | 1,65,592 | 1,03,672 | 84,750 | 18,922 | 8,174 | 7,184 | 990 | U | |
| 16 | बीड | .. | .. | ए | 14,86,030 | 7,55,971 | 7,30,059 | 5,99,764 | 4,08,548 | 1,91,216 | 2,85,996 | 2,06,638 | 79,358 | T | Beed |
| | | | | भा | 12,56,259 | 6,36,075 | 6,20,184 | 5,36,626 | 3,54,942 | 1,81,684 | 2,81,052 | 2,02,173 | 78,879 | R | |
| | | | | ना | 2,29,771 | 1,19,896 | 1,09,875 | 63,138 | 53,606 | 9,532 | 4,944 | 4,465 | 479 | U | |
| 17 | नांदेड | .. | .. | ए | 17,49,334 | 8,92,417 | 8,56,917 | 7,10,174 | 4,87,839 | 2,22,335 | 2,85,029 | 2,12,979 | 72,050 | T | Nanded |
| | | | | भा | 14,21,485 | 7,21,514 | 6,99,971 | 6,20,567 | 4,12,588 | 2,07,979 | 2,78,580 | 2,07,540 | 71,040 | R | |
| | | | | ना | 3,27,849 | 1,70,903 | 1,56,946 | 89,607 | 75,251 | 14,356 | 6,449 | 5,439 | 1,010 | U | |
| 18 | उस्मानाबाद | . | .. | ए | 22,30,620 | 11,39,197 | 10,91,423 | 8,66,981 | 6,11,505 | 2,55,476 | 3,65,684 | 2,85,736 | 79,948 | T | Osmanabad |
| | | | | भा | 18,87,383 | 9,59,644 | 9,27,739 | 7,72,320 | 5,31,973 | 2,40,347 | 3,56,748 | 2,77,637 | 79,111 | R | |
| | | | | ना | 3,43,237 | 1,79,553 | 1,63,684 | 94,661 | 79,532 | 15,129 | 8,936 | 8,099 | 837 | U | |
| 19 | बुलढाणा | .. | .. | ए | 15,08,777 | 7,70,833 | 7,37,944 | 7,08,653 | 4,24,551 | 2,84,102 | 2,82,653 | 1,74,299 | 1,08,354 | T | Buldhana |
| | | | | भा | 12,29,791 | 6,25,988 | 6,03,803 | 6,23,871 | 3,56,569 | 2,67,302 | 2,73,939 | 1,67,340 | 1,06,599 | R | |
| | | | | ना | 2,78,986 | 1,44,845 | 1,34,141 | 84,782 | 67,982 | 16,800 | 8,714 | 6,959 | 1,755 | U | |
| 20 | अकोला | .. | .. | ए | 18,26,952 | 9,37,824 | 8,89,128 | 7,78,502 | 4,99,893 | 2,78,609 | 2,23,522 | 1,59,672 | 63,850 | T | Akola |
| | | | | भा | 13,72,290 | 7,01,592 | 6,70,698 | 6,50,617 | 3,91,628 | 2,58,989 | 2,14,436 | 1,51,493 | 62,943 | R | |
| | | | | ना | 4,54,662 | 2,36,232 | 2,18,430 | 1,27,885 | 1,08,265 | 19,620 | 9,086 | 8,179 | 907 | U | |

तदता कमांक/TABLE No. 1.8 (2.1) - contd.

| (1) | (2) | (3) | (4) | (5) | (6) | (7) | (8) | (9) | (10) | (11) | (12) | (13) | (14) |
|------------------|----------|-------------|-------------|-------------|-------------|-------------|-----------|-----------|-----------|-----------|----------|-------------------|------------|
| 21 | अमरावती | ए | 18,61,410 | 9,61,564 | 8,99,846 | 7,53,281 | 5,08,729 | 2,44,552 | 1,83,931 | 1,47,904 | 36,027 | T | Anravati |
| | | आ | 13,16,911 | 6,78,517 | 6,38,394 | 5,96,545 | 3,78,198 | 2,18,347 | 1,71,195 | 1,36,439 | 34,756 | R | |
| | | ना | 5,44,499 | 2,83,047 | 2,61,452 | 1,56,736 | 1,30,531 | 26,205 | 12,736 | 11,465 | 1,271 | U | |
| 22 | यवतमाळ | ए | 17,37,423 | 8,87,236 | 8,50,187 | 7,99,914 | 4,87,863 | 3,12,051 | 2,42,114 | 1,72,225 | -69,889 | T | Yavatmal |
| | | आ | 14,75,288 | 7,50,301 | 7,24,987 | 7,26,828 | 4,27,248 | 2,99,580 | 2,36,581 | 1,67,420 | 69,161 | R | |
| | | ना | 2,62,135 | 1,36,935 | 1,25,200 | 73,086 | 60,615 | 12,471 | 5,533 | 4,805 | 728 | U | |
| 23 | वर्धा | ए | 9,26,618 | 4,75,696 | 4,50,922 | 3,97,282 | 2,54,279 | 1,43,003 | 1,15,011 | 83,988 | 31,023 | T | Wardha |
| | | आ | 6,95,108 | 3,55,774 | 3,39,334 | 3,35,386 | 2,02,151 | 1,33,235 | 1,10,807 | 80,215 | 30,592 | R | |
| | | ना | 2,31,510 | 1,19,922 | 1,11,588 | 61,896 | 52,128 | 9,768 | 4,204 | 3,773 | 431 | U | |
| 24 | नागपूर | ए | 25,88,811 | 13,45,377 | 12,43,434 | 9,21,316 | 6,60,832 | 2,60,484 | 1,91,699 | 1,35,431 | 56,268 | T | Nagpur |
| | | आ | 11,19,532 | 5,77,082 | 5,42,450 | 5,18,752 | 3,19,964 | 1,98,788 | 1,79,493 | 1,25,831 | 53,662 | R | |
| | | ना | 14,69,279 | 7,68,295 | 7,00,984 | 4,02,564 | 3,40,868 | 61,696 | 12,206 | 9,600 | 2,606 | U | |
| 25 | भंडारा | ए | 18,37,577 | 9,20,159 | 9,17,418 | 8,39,489 | 4,82,987 | 3,56,502 | 3,80,499 | 2,17,406 | 1,63,093 | T | Bhandara |
| | | आ | 15,96,823 | 7,97,396 | 7,99,427 | 7,66,843 | 4,29,212 | 3,37,631 | 3,75,642 | 2,14,102 | 1,61,540 | R | |
| | | ना | 2,40,754 | 1,22,763 | 1,17,991 | 72,646 | 53,775 | 18,871 | 4,857 | 3,304 | 1,553 | U | |
| 26 | चंद्रपूर | ए | 20,55,642 | 10,45,692 | 10,09,950 | 8,79,749 | 5,70,855 | 3,08,894 | 4,11,313 | 2,77,622 | 1,33,691 | T | Chandrapur |
| | | आ | 17,93,907 | 9,08,497 | 8,85,410 | 8,08,738 | 5,08,761 | 2,99,977 | 4,07,953 | 2,74,994 | 1,32,959 | R | |
| | | ना | 2,61,735 | 1,37,195 | 1,24,540 | 71,011 | 62,094 | 8,917 | 3,360 | 2,628 | 732 | U | |
| महाराष्ट्र राज्य | ए | 6,27,84,171 | 3,24,15,126 | 3,03,69,045 | 2,43,01,793 | 1,70,19,598 | 72,82,195 | 85,35,910 | 57,33,565 | 28,02,345 | T | Maharashtra State | |
| | आ | 4,07,90,577 | 2,05,27,456 | 2,02,63,121 | 1,74,16,537 | 1,10,55,110 | 63,61,427 | 83,36,571 | 55,67,297 | 27,69,274 | R | | |
| | ना | 2,19,93,594 | 1,18,87,670 | 1,01,05,924 | 68,85,256 | 59,64,488 | 9,20,768 | 1,99,339 | 1,66,268 | 33,071 | U | | |

तबला क्रमांक/TABLE No. 1.8 (2.1)—contd.

| अनुक्रममांक Serial No. | जिल्हा | एकूण ग्रामीण नागरी | मुख्यतः काम करणारे/Main workers | | | | | | | | | Total Rural Urban | District |
|------------------------------|------------|--------------------------|---|----------------|---------------------|--|----------------|---------------------|--|----------------|---------------------|-------------------------|----------------|
| | | | शेतमजूर Agricultural labourers II | | | घरगुती उद्योगधंदे, वस्तु निर्माण, सेवा व दुरुस्ती Household industry—manufacturing, processing, servicing and repairs [V (a)] | | | इतर काम करणारे Other workers [III, IV, V (b) and VI to IX] | | | | |
| | | | व्यक्ति Persons | पुरुष Males | स्त्रिया Females | व्यक्ति Persons | पुरुष Males | स्त्रिया Females | व्यक्ति Persons | पुरुष Males | स्त्रिया Females | | |
| (13) | (14) | (15) | (16) | (17) | (18) | (19) | (20) | (21) | (3) | (2) | | | |
| 1 | बृहन्मुंबई | ए | 2,467 | 1,984 | 483 | 71,245 | 61,840 | 9,405 | 27,83,165 | 24,85,947 | 2,97,218 | T | Greater Bombay |
| | | ग्र | .. | .. | .. | .. | .. | .. | .. | .. | .. | R | |
| | | ना | 2,467 | 1,984 | 483 | 71,245 | 61,840 | 9,405 | 27,83,165 | 24,85,947 | 2,97,218 | U | |
| 2 | ठाणे | ए | 1,63,985 | 88,792 | 75,193 | 34,309 | 25,296 | 9,013 | 7,11,788 | 6,37,920 | 73,868 | T | Thane |
| | | ग्र | 1,57,908 | 85,139 | 72,769 | 19,836 | 13,394 | 6,442 | 2,46,775 | 2,18,937 | 27,838 | R | |
| | | ना | 6,077 | 3,653 | 2,424 | 14,473 | 11,902 | 2,571 | 4,65,013 | 4,18,983 | 46,030 | U | |
| 3 | रायगड | ए | 78,943 | 41,237 | 37,706 | 10,771 | 6,943 | 3,828 | 1,77,161 | 1,51,651 | 25,510 | T | Raigad |
| | | ग्र | 76,917 | 39,956 | 36,961 | 7,939 | 5,063 | 2,876 | 1,17,548 | 1,00,364 | 17,184 | R | |
| | | ना | 2,026 | 1,281 | 745 | 2,832 | 1,880 | 952 | 59,613 | 51,287 | 8,326 | U | |
| 4 | रत्नागिरी | ए | 58,836 | 27,924 | 30,912 | 12,258 | 8,683 | 3,575 | 1,76,758 | 1,47,939 | 28,819 | T | Ratnagiri |
| | | ग्र | 57,541 | 27,229 | 30,312 | 10,825 | 7,577 | 3,248 | 1,36,762 | 1,13,713 | 23,049 | R | |
| | | ना | 1,295 | 695 | 600 | 1,433 | 1,106 | 327 | 39,996 | 34,226 | 5,770 | U | |
| 5 | नाशिक | ए | 3,24,439 | 1,41,652 | 1,82,787 | 23,599 | 17,347 | 6,252 | 3,57,205 | 3,12,513 | 44,692 | T | Nashik |
| | | ग्र | 3,07,067 | 1,32,981 | 1,74,086 | 15,682 | 11,548 | 4,134 | 1,14,658 | 99,391 | 15,267 | R | |
| | | ना | 17,372 | 8,671 | 8,701 | 7,917 | 5,599 | 2,118 | 2,42,547 | 2,13,122 | 29,425 | U | |
| 6 | धुळे | ए | 3,21,761 | 1,59,116 | 1,62,645 | 17,326 | 13,409 | 3,917 | 1,53,946 | 1,37,629 | 16,317 | T | Dhule |
| | | ग्र | 3,07,941 | 1,51,583 | 1,56,358 | 12,228 | 9,553 | 2,675 | 70,716 | 62,744 | 7,972 | R | |
| | | ना | 13,820 | 7,533 | 6,287 | 5,098 | 3,856 | 1,242 | 83,230 | 74,885 | 8,345 | U | |
| 7 | जळगांव | ए | 4,33,627 | 2,16,656 | 2,16,971 | 21,557 | 16,694 | 4,863 | 2,28,987 | 2,11,385 | 17,602 | T | Jalgaon |
| | | ग्र | 4,01,832 | 1,97,992 | 2,03,840 | 15,028 | 11,674 | 3,354 | 1,03,184 | 94,025 | 9,159 | R | |
| | | ना | 31,795 | 18,664 | 13,131 | 6,529 | 5,020 | 1,509 | 1,25,803 | 1,17,360 | 8,443 | U | |
| 8 | अहमदनगर | ए | 3,18,827 | 1,54,626 | 1,64,201 | 22,762 | 16,166 | 6,596 | 2,50,076 | 2,13,242 | 36,834 | T | Ahmadnagar |
| | | ग्र | 3,11,420 | 1,50,505 | 1,60,915 | 18,313 | 13,062 | 5,251 | 1,57,874 | 1,33,956 | 23,918 | R | |
| | | ना | 7,407 | 4,121 | 3,286 | 4,449 | 3,104 | 1,345 | 92,202 | 79,286 | 12,916 | U | |

तबला क्रमांक/TABLE No. 1.8 (2.1)—contd.

| (1) | (2) | (3) | (13) | (14) | (15) | (16) | (17) | (18) | (19) | (20) | (21) | (3) | (2) |
|-----|------------|---------------|--------------------------------|--------------------------------|--------------------------------|----------------------------|----------------------------|--------------------------|----------------------------------|----------------------------------|----------------------------|-------------|------------|
| 9 | पुणे | ए भा ना | 1,98,095 1,87,026 11,069 | 91,655 86,113 5,542 | 1,06,440 1,00,913 5,527 | 31,764 17,241 14,523 | 23,387 12,840 10,547 | 8,377 4,401 3,976 | 7,29,436 1,71,549 5,57,887 | 6,35,099 1,52,383 4,82,716 | 94,337 19,166 75,171 | T R U | Pune |
| 10 | सातारा | ए भा ना | 1,25,866 1,21,924 3,942 | 58,499 56,690 1,809 | 67,367 65,234 2,133 | 18,714 15,536 3,178 | 14,225 11,799 2,426 | 4,489 3,737 752 | 1,77,658 1,18,155 59,503 | 1,55,017 1,03,134 51,883 | 22,641 15,021 7,620 | T R U | Satara |
| 11 | सांगली | ए भा ना | 1,39,913 1,26,254 13,659 | 80,050 71,639 8,411 | 59,863 54,615 5,248 | 16,363 11,887 4,476 | 12,405 9,164 3,241 | 3,958 2,723 1,235 | 1,69,887 88,051 81,836 | 1,53,927 79,943 73,984 | 15,960 8,108 7,852 | T R U | Sangli |
| 12 | सोलापूर | ए भा ना | 2,90,375 2,80,280 10,095 | 1,48,805 1,42,789 6,016 | 1,41,570 1,37,491 4,079 | 30,292 15,285 15,007 | 19,257 11,946 7,311 | 11,035 3,339 7,696 | 3,23,568 1,26,737 1,96,831 | 2,70,467 1,09,836 1,60,631 | 53,101 16,901 36,200 | T R U | Solapur |
| 13 | कोल्हापूर | ए भा ना | 1,37,857 1,26,655 11,202 | 75,983 69,178 6,805 | 61,874 57,477 4,397 | 25,923 19,033 6,890 | 20,844 15,465 5,379 | 5,079 3,568 1,511 | 2,72,630 1,18,257 1,54,373 | 2,51,084 1,09,618 1,41,466 | 21,546 8,639 12,907 | T R U | Kolhapur |
| 14 | औरंगाबाद | ए भा ना | 3,14,604 3,03,848 10,756 | 1,46,326 1,40,545 5,781 | 1,68,278 1,63,303 4,975 | 17,237 13,012 4,225 | 13,258 10,298 2,960 | 3,979 2,714 1,265 | 2,12,391 86,215 1,26,176 | 1,89,989 78,379 1,11,610 | 22,402 7,836 14,566 | T R U | Aurangabad |
| 15 | परभणी | ए भा ना | 3,24,997 3,04,051 20,946 | 1,59,414 1,48,474 10,940 | 1,65,583 1,55,577 10,006 | 13,167 10,728 2,439 | 10,069 8,310 1,759 | 3,098 2,418 680 | 1,51,694 79,581 72,113 | 1,35,701 70,834 64,867 | 15,993 8,747 7,246 | T R U | Parbhani |
| 16 | बीड | ए भा ना | 1,87,127 1,77,186 9,941 | 89,996 84,258 5,738 | 97,131 92,928 4,203 | 10,504 8,957 1,547 | 8,210 7,036 1,174 | 2,294 1,921 373 | 1,16,137 69,431 46,706 | 1,03,704 61,475 42,229 | 12,433 7,956 4,477 | T R U | Beed |
| 17 | नांदेड | ए भा ना | 2,62,245 2,47,820 14,425 | 1,29,157 1,21,734 7,423 | 1,33,088 1,26,086 7,002 | 14,822 11,913 2,909 | 10,967 9,028 1,939 | 3,855 2,885 970 | 1,48,078 82,254 65,824 | 1,34,736 74,286 60,450 | 13,342 7,968 5,374 | T R U | Nanded |
| 18 | उस्मानाबाद | ए भा ना | 3,30,558 3,10,471 20,087 | 1,70,384 1,58,644 11,740 | 1,60,174 1,51,827 8,347 | 14,661 12,734 1,927 | 11,880 10,399 1,481 | 2,781 2,335 446 | 1,56,078 92,367 63,711 | 1,43,505 85,293 58,212 | 12,573 7,074 5,499 | T R U | Osmanabad |
| 19 | बुलढाणा | ए भा ना | 3,11,146 2,89,144 22,002 | 1,46,582 1,35,198 11,384 | 1,64,564 1,53,946 10,618 | 10,900 9,120 1,780 | 8,264 6,983 1,281 | 2,636 2,137 499 | 1,03,954 51,668 52,286 | 95,406 47,048 48,358 | 8,548 4,620 3,928 | T R U | Buldana |

| | | | | | | | | | | | | | | | |
|------------------|----------|----|----|----|-----------|-----------|-----------|----------|----------|----------|-----------|-----------|----------|---|-------------------|
| 20 | अकोला | .. | .. | ए | 3,95,731 | 1,95,215 | 2,00,516 | 9,587 | 7,695 | 1,892 | 1,49,662 | 1,37,311 | 12,351 | T | Akola |
| | | | | श | 3,66,496 | 1,77,656 | 1,88,840 | 7,375 | 5,935 | 1,440 | 62,310 | 56,544 | 5,766 | R | |
| | | | | ना | 29,235 | 17,559 | 11,676 | 2,212 | 1,760 | 452 | 87,352 | 80,767 | 6,585 | U | |
| 21 | अमरावती | .. | .. | ए | 3,96,324 | 2,05,053 | 1,91,271 | 11,699 | 9,279 | 2,420 | 1,61,327 | 1,46,493 | 14,834 | T | Amravati |
| | | | | श | 3,59,647 | 1,83,409 | 1,76,238 | 7,668 | 6,174 | 1,494 | 58,035 | 52,176 | 5,859 | R | |
| | | | | ना | 36,677 | 21,644 | 15,033 | 4,031 | 3,105 | 926 | 1,03,292 | 94,317 | 8,975 | U | |
| 22 | यवतमाळ | .. | .. | ए | 4,27,742 | 2,00,472 | 2,27,270 | 11,237 | 9,457 | 1,780 | 1,18,821 | 1,05,709 | 13,112 | T | Yavatmal |
| | | | | श | 4,13,807 | 1,92,906 | 2,20,901 | 9,338 | 7,924 | 1,414 | 67,102 | 58,998 | 8,104 | R | |
| | | | | ना | 13,935 | 7,566 | 6,369 | 1,899 | 1,533 | 366 | 51,719 | 46,711 | 5,008 | U | |
| 23 | वर्धा | .. | .. | ए | 1,90,643 | 88,461 | 1,02,182 | 7,677 | 6,257 | 1,420 | 83,951 | 75,573 | 8,378 | T | Wardha |
| | | | | श | 1,80,366 | 83,110 | 97,256 | 5,735 | 4,697 | 1,038 | 38,478 | 34,129 | 4,349 | R | |
| | | | | ना | 10,277 | 5,351 | 4,926 | 1,942 | 1,560 | 382 | 45,473 | 41,444 | 4,029 | U | |
| 24 | नागपूर | .. | .. | ए | 2,41,801 | 1,07,195 | 1,34,606 | 49,942 | 36,999 | 12,943 | 4,37,874 | 3,81,207 | 56,667 | T | Nagpur |
| | | | | श | 2,21,927 | 97,235 | 1,24,692 | 14,529 | 11,018 | 3,511 | 1,02,803 | 85,880 | 16,923 | R | |
| | | | | ना | 19,874 | 9,960 | 9,914 | 35,413 | 25,981 | 9,432 | 3,35,071 | 2,95,327 | 39,744 | U | |
| 25 | भंडारा | .. | .. | ए | 2,27,220 | 1,06,311 | 1,20,909 | 89,667 | 39,334 | 50,333 | 1,42,103 | 1,19,936 | 22,167 | T | Bhandara |
| | | | | श | 2,20,481 | 1,03,059 | 1,17,422 | 75,345 | 33,375 | 41,970 | 95,375 | 78,676 | 16,699 | R | |
| | | | | ना | 6,739 | 3,252 | 3,487 | 14,322 | 5,959 | 8,363 | 46,728 | 41,260 | 5,468 | U | |
| 26 | चंद्रपूर | .. | .. | ए | 2,65,726 | 1,18,243 | 1,47,483 | 22,523 | 17,189 | 5,334 | 1,80,187 | 1,57,801 | 22,386 | T | Chandrapur |
| | | | | श | 2,61,950 | 1,16,122 | 1,45,828 | 20,626 | 15,872 | 4,754 | 1,18,209 | 1,01,773 | 16,436 | R | |
| | | | | ना | 3,776 | 2,121 | 1,655 | 1,897 | 1,317 | 580 | 61,978 | 56,028 | 5,950 | U | |
| महाराष्ट्र राज्य | .. | .. | .. | ए | 64,70,855 | 31,49,788 | 33,21,067 | 6,20,506 | 4,45,354 | 1,75,152 | 86,74,522 | 76,90,891 | 9,83,631 | T | Maharashtra State |
| | | | | श | 61,19,959 | 29,54,144 | 31,65,815 | 3,85,913 | 2,70,134 | 1,15,779 | 25,74,094 | 22,63,535 | 3,10,559 | R | |
| | | | | ना | 3,50,896 | 1,95,644 | 1,55,252 | 2,34,593 | 1,75,220 | 59,373 | 61,00,428 | 54,27,356 | 6,73,072 | U | |

तक्ता क्रमांक/TABLE No. 1.8(2.1) — contd.

| अनुक्रमांक Serial No. | जिल्हा | एकूण ग्रामीण नागरी | सीमांतिक कामगार/Marginal workers | | | काम न करणारे/Non-workers | | | Total Rural urban | District |
|-----------------------------|------------|--------------------------|----------------------------------|---------------------------|-------------------------------|-------------------------------------|-----------------------------------|-----------------------------------|-------------------------|----------------|
| | | | व्यक्ति Persons | पुरुष Males | स्त्रिया Females | व्यक्ति Persons | पुरुष Males | स्त्रिया Females | | |
| (1) | (2) | (3) | (22) | (23) | (24) | (25) | (26) | (27) | (3) | (2) |
| 1 | बृहन्मुंबई | ए. ग्रा ना | 42,145 42,145 | 27,430 27,430 | 14,715 14,715 | 53,41,206 53,41,206 | 20,72,668 20,72,668 | 32,68,538 32,68,538 | T R U | Greater Bombay |
| 2 | ठाणे | ए. ग्रा ना | 81,979 70,534 11,445 | 17,252 13,079 4,173 | 64,727 57,455 7,272 | 20,01,812 10,16,913 9,84,899 | 7,95,013 4,22,870 3,72,143 | 12,06,799 5,94,043 6,12,756 | T R U | Thane |
| 3 | रायगड | ए. ग्रा ना | 64,888 61,689 3,199 | 12,229 11,301 928 | 52,659 50,388 2,271 | 8,65,836 7,26,390 1,39,446 | 3,58,921 3,06,043 52,878 | 5,06,915 4,20,347 86,568 | T R U | Raigad |
| 4 | रत्नागिरी | ए. ग्रा ना | 1,36,928 1,33,973 2,955 | 25,790 24,605 1,185 | 1,11,138 1,09,368 1,770 | 12,55,233 11,32,986 1,22,247 | 5,11,860 4,65,504 46,356 | 7,43,373 6,67,482 75,891 | T R U | Ratnagiri |
| 5 | नाशिक | ए. ग्रा ना | 94,440 87,518 6,922 | 13,139 10,930 2,209 | 81,301 76,588 4,713 | 16,77,431 10,34,004 6,43,427 | 7,31,723 4,78,060 2,53,663 | 9,45,708 5,55,944 3,89,764 | T R U | Nashik |
| 6 | धुळे | ए. ग्रा ना | 1,15,201 1,10,286 4,915 | 14,233 12,303 1,930 | 1,00,968 97,983 2,985 | 11,55,767 8,67,517 2,88,250 | 4,86,158 3,69,854 1,16,304 | 6,69,609 4,97,663 1,71,946 | T R U | Dhule |
| 7 | जालंधार | ए. ग्रा ना | 71,068 64,998 6,070 | 13,222 11,265 1,957 | 57,846 53,733 4,113 | 15,11,218 10,39,868 4,71,350 | 6,42,913 4,57,709 1,85,204 | 8,68,305 5,82,159 2,86,146 | T R U | Jalgaon |
| 8 | अहमदनगर | ए. ग्रा ना | 1,11,767 1,08,870 2,897 | 15,739 14,657 1,082 | 96,028 94,213 1,815 | 14,71,165 12,31,795 2,39,370 | 6,45,220 5,51,153 94,067 | 8,25,945 6,80,642 1,45,303 | T R U | Ahmadnagar |
| 9 | पुणे | ए. ग्रा ना | 1,48,705 1,31,321 17,384 | 25,226 17,214 8,012 | 1,23,479 1,14,107 9,372 | 25,60,305 12,00,192 13,60,113 | 10,54,346 5,22,309 5,32,037 | 15,05,959 6,77,883 8,28,076 | T R U | Pune |

| | | | | | | | | | | | | |
|----|------------|----|----|----|----------|--------|----------|-----------|----------|----------|---|------------|
| 10 | सातारा | ** | ** | ए | 1,60,561 | 14,995 | 1,45,566 | 11,93,944 | 5,08,343 | 6,85,601 | T | Satara |
| | | | | आ | 1,56,246 | 13,848 | 1,42,398 | 10,07,126 | 4,33,184 | 5,73,942 | R | |
| | | | | ना | 4,315 | 1,147 | 3,168 | 1,86,818 | 75,159 | 1,11,659 | U | |
| 11 | सांगली | ** | ** | ए | 86,798 | 10,610 | 76,188 | 11,18,935 | 4,38,112 | 6,80,823 | T | Sangli |
| | | | | आ | 82,779 | 9,174 | 73,605 | 8,44,203 | 3,32,547 | 5,11,656 | R | |
| | | | | ना | 4,019 | 1,436 | 2,583 | 2,74,732 | 1,05,565 | 1,69,167 | U | |
| 12 | सोलापूर | ** | ** | ए | 1,02,327 | 12,098 | 90,229 | 15,24,795 | 6,26,245 | 8,98,550 | T | Solapur |
| | | | | आ | 93,833 | 9,267 | 84,566 | 9,96,982 | 4,13,935 | 5,83,047 | R | |
| | | | | ना | 8,494 | 2,831 | 5,663 | 5,27,813 | 2,12,310 | 3,15,503 | U | |
| 13 | कोल्हापूर | ** | ** | ए | 1,17,594 | 14,652 | 1,02,942 | 14,67,432 | 5,90,379 | 8,77,053 | T | Kolhapur |
| | | | | आ | 1,12,850 | 13,033 | 99,817 | 10,33,727 | 4,27,274 | 6,06,453 | R | |
| | | | | ना | 4,744 | 1,619 | 3,125 | 4,33,705 | 1,63,105 | 2,70,600 | U | |
| 14 | औरंगाबाद | ** | ** | ए | 99,669 | 12,742 | 86,927 | 13,30,592 | 5,72,760 | 7,57,832 | T | Aurangabad |
| | | | | आ | 94,791 | 10,234 | 84,557 | 9,45,567 | 4,16,903 | 5,28,664 | R | |
| | | | | ना | 4,878 | 2,508 | 2,370 | 3,85,025 | 1,55,857 | 2,29,168 | U | |
| 15 | परभणी | ** | ** | ए | 92,117 | 11,643 | 80,474 | 9,26,431 | 3,85,782 | 5,40,649 | T | Parbhani |
| | | | | आ | 87,210 | 10,050 | 77,160 | 6,92,188 | 2,94,895 | 3,97,293 | R | |
| | | | | ना | 4,907 | 1,593 | 3,314 | 2,34,243 | 90,887 | 1,43,356 | U | |
| 16 | बीड | ** | ** | ए | 83,722 | 10,170 | 73,552 | 8,02,544 | 3,37,253 | 4,65,291 | T | Beed |
| | | | | आ | 81,831 | 9,558 | 72,273 | 6,37,802 | 2,71,575 | 3,66,227 | R | |
| | | | | ना | 1,891 | 612 | 1,279 | 1,64,742 | 65,678 | 99,064 | U | |
| 17 | नांदेड | ** | ** | ए | 1,53,368 | 22,142 | 1,31,226 | 8,85,792 | 3,82,436 | 5,03,356 | T | Nanded |
| | | | | आ | 1,48,326 | 20,740 | 1,27,586 | 6,52,592 | 2,88,186 | 3,64,406 | R | |
| | | | | ना | 5,042 | 1,402 | 3,640 | 2,33,200 | 94,250 | 1,38,950 | U | |
| 18 | उस्मानाबाद | ** | ** | ए | 1,35,047 | 15,171 | 1,19,876 | 12,28,592 | 5,12,521 | 7,16,071 | T | Osmanabad |
| | | | | आ | 1,30,939 | 13,801 | 1,17,138 | 9,84,124 | 4,13,870 | 5,70,254 | R | |
| | | | | ना | 4,108 | 1,370 | 2,738 | 2,44,468 | 98,651 | 1,45,817 | U | |
| 19 | बुलढाणा | ** | ** | ए | 54,652 | 14,678 | 39,974 | 7,45,472 | 3,31,604 | 4,13,868 | T | Buldana |
| | | | | आ | 49,934 | 12,695 | 37,239 | 5,55,986 | 2,56,724 | 2,99,262 | R | |
| | | | | ना | 4,718 | 1,983 | 2,735 | 1,89,486 | 74,880 | 1,14,606 | U | |
| 20 | अकोला | ** | ** | ए | 40,417 | 9,583 | 30,834 | 10,08,033 | 4,28,348 | 5,79,685 | T | Akola |
| | | | | आ | 36,808 | 7,917 | 28,891 | 6,84,865 | 3,02,047 | 3,82,818 | R | |
| | | | | ना | 3,609 | 1,666 | 1,943 | 3,23,168 | 1,26,301 | 1,96,867 | U | |
| 21 | अमरावती | ** | ** | ए | 47,174 | 14,292 | 32,882 | 10,60,955 | 4,38,543 | 6,22,412 | T | Amravati |
| | | | | आ | 39,738 | 11,316 | 28,422 | 6,80,628 | 2,89,003 | 3,91,625 | R | |
| | | | | ना | 7,436 | 2,976 | 4,460 | 3,80,327 | 1,49,540 | 2,30,787 | U | |

संख्या क्रमांक/TABLE No. 1.8 (2.1)—contd.

| (1) | (2) | (3) | (22) | (23) | (24) | (25) | (26) | (27) | (3) | (2) |
|------------------|----------|-----|-----------|----------|-----------|-------------|-------------|-------------|-----|-------------------|
| 22 | यवतमाळ | ए | 50,220 | 7,201 | 43,019 | 8,87,289 | 3,92,172 | 4,95,117 | T | Yavatmal |
| | | शा | 47,446 | 6,166 | 41,280 | 7,01,014 | 3,16,887 | 3,84,127 | R | |
| | | ना | 2,774 | 1,035 | 1,739 | 1,86,275 | 75,285 | 1,10,990 | U | |
| 23 | वर्धा | ए | 21,732 | 5,494 | 16,238 | 5,07,604 | 2,15,923 | 2,91,681 | T | Wardha |
| | | शा | 18,859 | 4,240 | 14,619 | 3,40,863 | 1,49,383 | 1,91,480 | R | |
| | | ना | 2,873 | 1,254 | 1,619 | 1,66,741 | 66,540 | 1,00,201 | U | |
| 24 | नागपूर | ए | 66,731 | 15,459 | 51,272 | 16,00,764 | 6,69,086 | 9,31,678 | T | Nagpur |
| | | शा | 49,529 | 8,423 | 41,106 | 5,51,251 | 2,48,695 | 3,02,556 | R | |
| | | ना | 17,202 | 7,036 | 10,166 | 10,49,513 | 4,20,391 | 6,29,122 | U | |
| 25 | भंडारा | ए | 88,515 | 19,457 | 69,058 | 9,09,573 | 4,17,715 | 4,91,858 | T | Bhandara |
| | | शा | 84,603 | 18,116 | 66,487 | 7,45,377 | 3,50,068 | 3,95,309 | R | |
| | | ना | 3,912 | 1,341 | 2,571 | 1,64,196 | 67,647 | 96,549 | U | |
| 26 | चंद्रपूर | ए | 1,48,672 | 21,100 | 1,27,572 | 10,27,221 | 4,53,737 | 5,73,484 | T | Chandrapur |
| | | शा | 1,45,089 | 19,501 | 1,25,588 | 8,40,080 | 3,80,235 | 4,59,845 | R | |
| | | ना | 3,583 | 1,599 | 1,984 | 1,87,141 | 73,502 | 1,13,639 | U | |
| महाराष्ट्र राज्य | | ए | 24,16,437 | 3,95,747 | 20,20,690 | 3,60,65,941 | 1,49,99,781 | 2,10,66,160 | T | Maharashtra State |
| | | शा | 22,30,000 | 3,13,433 | 19,16,567 | 2,11,44,040 | 91,58,913 | 1,19,85,127 | R | |
| | | ना | 1,86,437 | 82,314 | 1,04,123 | 1,49,21,901 | 58,40,868 | 90,81,033 | U | |

टीप : ए = एकूण
शा = ग्रामीण
ना = नगरी

Note : T—Total
R—Rural.
U—Urban

आधार.—भारतीय जनगणना, १९८१, मालिका १२, महाराष्ट्र, भाग दोन ब.
Source.—Census of India 1981, Series 12, Maharashtra, Part II-B.

1. क्षेत्रफल आणि लोकसंख्या/AREA AND POPULATION

तक्ता क्रमांक / TABLE No. 1.9 (2-2)

शहरशेती, शेती व्यवसायातील कामगारांचे मुख्य व्यवसायगटानुसार वर्गीकरण

Occupational classification of persons at work other than cultivation into main divisions

(जनगणना/Population Census 1971)

| अनुक्रमांक Serial No. | जिल्हा | ग्रामीण नागरी एकूण | धंदेवादीक तंत्र विशारद आणि तत्सम लोक | प्रशासकीय, कार्यकारी आणि व्यवस्थापकीय काम करणारे | कारकून व तत्सम काम करणारे | विक्रेते Sales workers | सेवा क्षेत्रातील Service workers | शेतकरी, मत्स्य- व्यवसाय करणारे, फासे पारधी, लाकडतोडे आणि तत्सम काम करणारे | उत्पादन व तत्सम क्षेत्रा- तील परिवहन सामुग्री चालक आणि मजूर | अवर्गीकृत Workers not classified by occupations | एकूण Total | Rural Urban Total | District |
|-----------------------------|------------|--------------------------|--|--|------------------------------|------------------------------|--|--|---|---|---------------|-------------------------|----------------|
| | | | | | | | | Farmers, fishermen, hunters, loggers and related workers | Production and related workers, transport equipment operators and labourers | | | | |
| (1) | (2) | (3) | (4) | (5) | (6) | (7) | (8) | (9) | (10) | (11) | (12) | (3) | (2) |
| 1 | बृहन्मुंबई | ग्रा | .. | .. | .. | .. | .. | .. | .. | .. | .. | R | Greater Bombay |
| | | ना | 1,46,597 | 80,630 | 3,22,575 | 2,99,684 | 2,59,691 | 23,769 | 10,14,405 | 45,117 | 21,92,468 | U | |
| | | ए | 1,46,597 | 80,630 | 3,22,575 | 2,99,684 | 2,59,691 | 23,769 | 10,14,405 | 45,117 | 21,92,468 | T | |
| 2 | ठाणे | ग्रा | 9,104 | 1,903 | 12,098 | 12,162 | 9,900 | 15,399 | 73,796 | 1,270 | 1,35,632 | R | Thane |
| | | ना | 19,259 | 6,219 | 41,456 | 30,740 | 20,860 | 7,793 | 1,28,845 | 4,100 | 2,59,272 | U | |
| | | ए | 28,363 | 8,122 | 53,554 | 42,902 | 30,760 | 23,192 | 2,02,641 | 5,370 | 3,94,904 | T | |
| 3 | रायगड | ग्रा | 7,809 | 1,808 | 5,807 | 6,919 | 5,723 | 15,272 | 27,117 | 740 | 71,195 | R | Raigad |
| | | ना | 3,842 | 627 | 6,141 | 6,704 | 5,186 | 2,989 | 15,111 | 360 | 40,960 | U | |
| | | ए | 11,651 | 2,435 | 11,948 | 13,623 | 10,909 | 18,261 | 42,228 | 1,100 | 1,12,155 | T | |
| 4 | रत्नागिरी | ग्रा | 12,312 | 6,366 | 9,257 | 8,828 | 7,797 | 17,821 | 36,664 | .. | 99,045 | R | Ratnagiri |
| | | ना | 4,157 | 680 | 6,293 | 5,374 | 4,436 | 4,153 | 11,922 | 155 | 37,170 | U | |
| | | ए | 16,469 | 7,046 | 15,550 | 14,202 | 12,233 | 21,974 | 48,586 | 155 | 1,36,215 | T | |
| 5 | नाशिक | ग्रा | 10,632 | 5,646 | 9,407 | 7,789 | 6,291 | 6,648 | 40,496 | 381 | 87,290 | R | Nashik |
| | | ना | 12,539 | 7,188 | 18,098 | 22,158 | 14,861 | 2,148 | 85,253 | 1,830 | 1,64,075 | U | |
| | | ए | 23,171 | 12,834 | 27,505 | 29,947 | 21,152 | 8,796 | 1,25,749 | 2,211 | 2,51,365 | T | |
| 6 | धुळे | ग्रा | 7,982 | 605 | 5,749 | 8,103 | 5,446 | 4,027 | 21,655 | 212 | 53,779 | R | Dhule |
| | | ना | 5,291 | 675 | 7,596 | 12,106 | 7,396 | 760 | 27,020 | 575 | 61,419 | U | |
| | | ए | 13,273 | 1,280 | 13,345 | 20,209 | 12,842 | 4,787 | 48,675 | 787 | 1,15,198 | T | |

सप्तम क्रमांक/TABLE No. 1.9 (2.2)—contd.

| (1) | (2) | (3) | (4) | (5) | (6) | (7) | (8) | (9) | (10) | (11) | (12) | (3) | (2) | |
|-----|-----------|-------|-----|--------|--------|--------|--------|--------|--------|----------|-------|----------|-----|------------|
| 7 | जळगाव | | भा | 11,717 | 1,078 | 10,623 | 10,030 | 7,169 | 5,285 | 29,781 | 619 | 76,302 | R | Jalgaon |
| | | | ना | 8,772 | 1,410 | 13,495 | 17,432 | 11,058 | 1,256 | 41,786 | 1,560 | 96,769 | U | |
| | | | ए | 20,489 | 2,488 | 24,118 | 27,462 | 18,227 | 6,541 | 71,567 | 2,179 | 1,73,071 | T | |
| 8 | अहमदनगर | | भा | 17,379 | 2,600 | 11,667 | 12,075 | 11,951 | 8,522 | 53,899 | .. | 1,18,093 | R | Ahmadnagar |
| | | | ना | 5,663 | 8,062 | 7,733 | 11,056 | 6,915 | 646 | 26,342 | 1,200 | 67,617 | U | |
| | | | ए | 23,042 | 10,662 | 19,400 | 23,131 | 18,866 | 9,168 | 80,241 | 1,200 | 1,85,710 | T | |
| 9 | पुणे | | भा | 11,504 | 4,913 | 10,082 | 10,927 | 9,328 | 10,989 | 59,165 | 2,330 | 1,19,238 | R | Pune |
| | | | ना | 35,027 | 29,284 | 51,996 | 42,492 | 43,204 | 6,375 | 1,61,408 | 5,900 | 3,75,686 | U | |
| | | | ए | 46,531 | 34,197 | 62,078 | 53,419 | 52,532 | 17,364 | 2,20,573 | 8,230 | 4,94,924 | T | |
| 10 | सातारा | | भा | 9,954 | 7,509 | 8,576 | 8,329 | 6,116 | 6,973 | 40,966 | 40 | 88,463 | R | Satara |
| | | | ना | 6,196 | 1,030 | 7,768 | 6,697 | 7,138 | 1,065 | 19,503 | 340 | 49,737 | U | |
| | | | ए | 16,150 | 8,539 | 16,344 | 15,026 | 13,254 | 8,038 | 60,469 | 380 | 1,38,200 | T | |
| 11 | सांगली | | भा | 9,154 | 4,935 | 6,275 | 6,186 | 5,444 | 7,454 | 31,744 | .. | 71,192 | R | Sangli |
| | | | ना | 6,300 | 1,401 | 7,695 | 9,927 | 6,721 | 408 | 26,127 | 345 | 58,924 | U | |
| | | | ए | 15,454 | 6,336 | 13,970 | 16,113 | 12,165 | 7,862 | 57,871 | 345 | 1,30,116 | T | |
| 12 | सोलापूर | | भा | 9,452 | 2,127 | 6,726 | 9,532 | 7,394 | 13,187 | 36,444 | 490 | 85,352 | R | Solapur |
| | | | ना | 10,947 | 2,260 | 15,434 | 23,988 | 13,995 | 1,770 | 85,385 | 1,035 | 1,54,814 | U | |
| | | | ए | 20,399 | 4,387 | 22,160 | 33,520 | 21,389 | 14,957 | 1,21,829 | 1,525 | 2,40,166 | T | |
| 13 | कोल्हापूर | | भा | 9,487 | 3,820 | 9,274 | 6,961 | 6,668 | 5,627 | 44,438 | 90 | 86,365 | R | Kolhapur |
| | | | ना | 9,108 | 3,775 | 13,338 | 15,263 | 9,889 | 1,011 | 51,891 | 950 | 1,05,225 | U | |
| | | | ए | 18,595 | 7,595 | 22,612 | 22,224 | 16,557 | 6,638 | 96,329 | 1,040 | 1,91,590 | T | |
| 14 | औरंगाबाद | | भा | 9,305 | 1,112 | 5,834 | 9,485 | 6,048 | 4,220 | 35,956 | 2,426 | 74,386 | R | Aurangabad |
| | | | ना | 8,075 | 3,620 | 11,086 | 11,794 | 9,560 | 1,577 | 29,300 | 1,660 | 76,672 | U | |
| | | | ए | 17,380 | 4,732 | 16,920 | 21,279 | 15,608 | 5,797 | 65,256 | 4,086 | 1,51,058 | T | |
| 15 | परभणी | | भा | 5,681 | 656 | 4,111 | 6,633 | 3,925 | 7,132 | 22,032 | .. | 50,170 | R | Parbhani |
| | | | ना | 4,755 | 565 | 6,055 | 9,776 | 5,205 | 1,225 | 19,033 | 947 | 47,561 | U | |
| | | | ए | 10,436 | 1,221 | 10,166 | 16,409 | 9,130 | 8,357 | 41,065 | 947 | 97,731 | T | |
| 16 | बीड | | भा | 6,753 | 453 | 4,243 | 4,658 | 4,346 | 5,917 | 18,274 | 129 | 44,173 | R | Beed |
| | | | ना | 3,480 | 530 | 3,986 | 4,950 | 3,365 | 567 | 10,148 | 1,010 | 28,036 | U | |
| | | | ए | 10,233 | 983 | 8,229 | 9,608 | 7,711 | 5,884 | 28,422 | 1,139 | 72,209 | T | |
| 17 | नांदेड | | भा | 5,982 | 552 | 5,010 | 6,393 | 5,724 | 5,646 | 23,458 | 380 | 53,145 | R | Nanded |
| | | | ना | 4,819 | 810 | 6,640 | 8,848 | 5,198 | 1,177 | 19,868 | 930 | 48,290 | U | |
| | | | ए | 10,801 | 1,362 | 11,650 | 15,241 | 10,922 | 6,823 | 43,326 | 1,310 | 1,01,435 | T | |

| | | | | | | | | | | | | | | |
|---------------------|---------------|----|------|----------|----------|----------|----------|----------|----------|-----------|--------|-----------|---|-------------------|
| 18 | उस्मानाबाद .. | .. | ग्रा | 9,354 | 1,400 | 5,750 | 8,557 | 4,791 | 7,780 | 26,282 | 1,637 | 65,551 | R | Osmanabad |
| | | | ना | 5,434 | 745 | 6,248 | 8,289 | 4,420 | 843 | 14,973 | 1,490 | 42,442 | U | |
| | | | ए | 14,788 | 2,145 | 11,998 | 61,864 | 9,211 | 8,623 | 41,255 | 3,127 | 1,07,993 | T | |
| 19 | बुलढाणा .. | .. | ग्रा | 6,811 | 1,269 | 3,932 | 4,517 | 3,983 | 2,903 | 16,776 | .. | 40,191 | R | Buldana |
| | | | ना | 4,759 | 645 | 5,814 | 8,060 | 5,195 | 763 | 12,121 | 300 | 37,657 | U | |
| | | | ए | 11,570 | 1,914 | 9,746 | 12,577 | 9,178 | 3,666 | 28,897 | 300 | 77,848 | T | |
| 20 | अकोला .. | .. | ग्रा | 8,060 | 949 | 4,074 | 5,281 | 4,468 | 1,869 | 18,310 | .. | 43,011 | R | Akola |
| | | | ना | 7,159 | 1,035 | 9,419 | 14,070 | 8,259 | 1,259 | 25,648 | 630 | 67,479 | U | |
| | | | ए | 15,219 | 1,984 | 13,493 | 19,351 | 12,727 | 3,128 | 43,958 | 630 | 1,10,490 | T | |
| 21 | भमरावती ... | .. | ग्रा | 8,708 | 919 | 5,045 | 5,357 | 4,629 | 4,572 | 16,087 | .. | 45,317 | R | Amravati |
| | | | ना | 8,179 | 1,250 | 10,150 | 16,314 | 10,095 | 2,467 | 32,551 | 580 | 81,586 | U | |
| | | | ए | 16,887 | 2,169 | 15,195 | 21,671 | 14,724 | 7,039 | 48,638 | 580 | 1,26,903 | T | |
| 22 | यवतमाळ .. | .. | ग्रा | 8,056 | 469 | 4,926 | 6,928 | 4,791 | 5,667 | 19,952 | 422 | 51,211 | R | Yavatmal |
| | | | ना | 4,120 | 665 | 6,115 | 8,567 | 5,340 | 1,038 | 14,665 | 345 | 40,855 | U | |
| | | | ए | 12,176 | 1,134 | 11,041 | 15,495 | 10,131 | 6,705 | 34,617 | 767 | 92,066 | T | |
| 23 | वर्धा .. | .. | ग्रा | 4,739 | 599 | 3,160 | 2,849 | 2,019 | 3,647 | 13,528 | 811 | 31,352 | R | Wardha |
| | | | ना | 4,100 | 1,704 | 5,220 | 6,237 | 4,365 | 734 | 17,456 | 530 | 40,346 | U | |
| | | | ए | 8,839 | 2,303 | 8,380 | 9,086 | 6,384 | 4,381 | 30,984 | 1,341 | 71,698 | T | |
| 24 | नागपूर .. | .. | ग्रा | 7,312 | 1,204 | 5,386 | 3,913 | 6,057 | 7,881 | 41,280 | .. | 73,033 | R | Nagpur |
| | | | ना | 24,309 | 8,041 | 38,211 | 36,906 | 27,067 | 4,671 | 1,29,228 | 2,490 | 2,70,923 | U | |
| | | | ए | 31,621 | 9,245 | 43,597 | 40,819 | 33,124 | 12,552 | 1,70,508 | 2,490 | 3,43,956 | T | |
| 25 | भंडारा .. | .. | ग्रा | 12,003 | 650 | 7,569 | 6,657 | 6,823 | 10,982 | 1,23,589 | 71 | 1,68,344 | R | Bhandara |
| | | | ना | 4,135 | 665 | 5,409 | 7,663 | 4,779 | 982 | 26,341 | 250 | 50,224 | U | |
| | | | ए | 16,138 | 1,315 | 12,978 | 14,320 | 11,602 | 11,964 | 1,49,930 | 321 | 2,18,568 | T | |
| 26 | चंद्रपूर .. | .. | ग्रा | 9,585 | 437 | 7,765 | 6,395 | 8,318 | 13,895 | 38,145 | 4,428 | 88,968 | R | Chandrapur |
| | | | ना | 3,595 | 2,161 | 5,470 | 5,251 | 3,785 | 1,255 | 20,729 | 515 | 42,761 | U | |
| | | | ए | 13,180 | 2,598 | 13,235 | 11,646 | 12,103 | 1,51,500 | 58,874 | 4,943 | 1,31,729 | T | |
| महाराष्ट्र राज्य .. | .. | .. | ग्रा | 2,28,835 | 53,979 | 1,72,346 | 1,85,464 | 1,55,149 | 1,98,715 | 9,09,834 | 16,476 | 19,20,798 | R | Maharashtra State |
| | | | ना | 3,60,617 | 1,65,677 | 6,39,441 | 6,50,346 | 5,07,883 | 72,701 | 20,67,059 | 75,144 | 45,38,968 | U | |
| | | | ए | 5,89,452 | 2,19,656 | 8,11,787 | 8,35,810 | 6,63,132 | 2,71,416 | 29,76,893 | 91,620 | 64,59,766 | T | |

साधार : भारतीय जनगणना, १९७१, मालिका ११, भाग बी-ब (बी).

Source : Census of India 1971, Series 11, Part-II-B (II).

1. क्षेत्रफल आणि लोकसंख्या/AREA AND POPULATION

तफता क्रमांक/TABLE No. 1.10 (2,3)

राज्यातील विंगरशेती व्यवसायातील कामगारांचे व्यवसायानुसार वर्गीकरण (विभाग, गट वगैरे प्रमाणे)
Occupational classification of persons at work other than cultivation in the State (according to divisions, groups etc.)
जनगणना/Population Census 1971

| विभाग, गट, (राष्ट्रीय उद्योग वर्गीकरण) | एकूण Total | ग्रामीण Rural | नागरी Urban | Division, group, (National Classification of Occupation) |
|---|---------------|------------------|----------------|---|
| (1) | (2) | (3) | (4) | (1) |
| D-0-1-व्यावसायिक तांत्रिक व संबंधी कामगार | 5,89,452 | 2,28,835 | 3,60,617 | Professional, technical and related workers |
| 00-भौतिक शास्त्रज्ञ | 7,542 | 280 | 7,262 | Physical Scientists |
| 01-भौतिक शास्त्र तंत्रज्ञ | 1,631 | 210 | 1,421 | Physical Science technicians |
| 02-वास्तु शास्त्रज्ञ, अभियंता, तंत्रशास्त्रज्ञ व सर्वेक्षक | 23,173 | 3,440 | 19,733 | Architects, engineers, technologists and surveyors. |
| 03-तंत्रियंत्रिकी तंत्रज्ञ | 38,965 | 2,959 | 36,006 | Engineering technicians |
| 04-विमान व जहाजावरील अधिकारी | 2,075 | 130 | 1,945 | Air crafts and ships officers |
| 05-जीव शास्त्रज्ञ | 2,956 | 1,911 | 1,045 | Life scientists |
| 06-जीवशास्त्र तंत्रज्ञ | 9,186 | 5,350 | 3,836 | Life science technicians |
| 07-घिषक व शल्य चिकित्सक (दंत वैद्यकीय व पशुवैद्यकीय शल्य चिकित्सकसह) | 35,225 | 13,452 | 21,763 | Physicians and surgeons (including dental and veterinary surgeons). |
| 08-शुश्रूषा व इतर वैद्यकीय तंत्रज्ञ | 56,813 | 13,666 | 43,147 | Nursing and other medical health technicians. |
| 09-शास्त्रीय, वैद्यकीय व तांत्रिक व्यक्ती | 1,393 | 652 | 741 | Scientific, medical and technical persons. |
| 10-गणितज्ञ, आकडे शास्त्रज्ञ व संबंधी कामगार | 1,455 | 110 | 1,345 | Mathematicians, statisticians and related workers. |
| 11-अर्थशास्त्रज्ञ व संबंधी कामगार | 250 | 30 | 220 | Economists and related workers. |
| 12-लेखापाल, लेखापरिक्षक व संबंधी कामगार | 22,161 | 1,138 | 21,023 | Accountants, auditors and related workers. |
| 13-समाज शास्त्रज्ञ व संबंधी कामगार | 11,010 | 3,804 | 7,206 | Social scientists and related workers |
| 14-कायदा शास्त्रज्ञ | 15,282 | 700 | 14,582 | Jurists |
| 15-शिक्षक | 3,05,896 | 1,65,999 | 1,38,897 | Teachers |
| 16-कवि, लेखक, पत्रकार व संबंधी कामगार | 3,560 | 110 | 3,450 | Poets, authors, journalists and related workers. |
| 17-शिल्पकार, रंगारी, छायाचित्रकार व संबंधी निर्मिती कलाकार. | 9,041 | 529 | 8,512 | Sculptors, painters, photographers and related creative artists. |
| 18-स्वरशिल्पी व प्रयोग करणारे कलावंत | 15,425 | 4,422 | 11,003 | Composers and performing artists |
| 19-अवर्गीकृत व्यावसायिक कामगार | 26,423 | 8,943 | 17,480 | Professional workers n. e. c. |
| D-2-प्रशासकीय, कार्यकारी व व्यवस्थापकीय कामगार | 2,19,656 | 53,979 | 1,65,677 | Administrative, executive and managerial workers. |
| 20-निवडून आलेले व विधिमंडळीय पदाधिकारी | 810 | 390 | 420 | Elected and legislative officials |
| 21-भासकीय व स्थानिक संस्थांचे प्रशासनिक व कार्यकारी पदाधिकारी. | 1,07,273 | 44,441 | 62,832 | Administrative and executive officials Government and local bodies. |
| 22-संचालक, व व्यवस्थापक, घाऊक व किरकोळ व्यापार | 9,535 | 925 | 8,610 | Working proprietors, directors and managers, wholesale and retail trade, |
| 23-संचालक व व्यवस्थापक, आर्थिक संस्था | 7,228 | 3,063 | 4,165 | Directors and managers, financial institutions. |
| 24-मालक, संचालक, व व्यवस्थापक, खाणकाम, बांधकाम वस्तुनिर्माण व तत्सम उद्योग. | 70,559 | 2,730 | 67,829 | Working proprietors, directors and managers mining, construction, manufacturing and related concerns. |
| 25-मालक, संचालक, व्यवस्थापक व संबंधित कार्यकारी अधिकारी, परिवहन, साठवण व दळणवळण | 6,740 | 340 | 6,400 | Working proprietors, directors, managers and related executives, transport, storage and communications. |
| 26-मालक, संचालक व व्यवस्थापक-इतर सेवा | 15,804 | 1,969 | 13,835 | Working proprietors, directors and managers, other services. |
| 29-इतर न उल्लेखिलेले प्रशासकीय कार्यकारी व इतर व्यवस्थापकीय कामगार. | 1,707 | 121 | 1,586 | Administrative, executive and managerial workers n. e. c. |

| (1) | (2) | (3) | (4) | (1) |
|--|-----------|----------|-----------|--|
| D-3—लिपिक व संबंधी कामगार | 8,11,787 | 1,72,346 | 6,39,441 | Clerical and related workers. |
| 30—लिपिक व इतर पर्यवेक्षक | 78,880 | 3,710 | 75,170 | Clerical and other supervisors |
| 31—ग्राम अधिकारी | 57,326 | 54,901 | 2,425 | Village officials |
| 32—लघुलेखक, टंकक, छिद्रांक टंकक | 42,027 | 1,409 | 40,618 | Stenographers, typists and card and type punching operators. |
| 33—लेखाकार, रोखपाल व संबंधी कामगार | 97,447 | 8,144 | 89,303 | Book keepers, cashiers and related workers |
| 34—गणक यंत्र चालक | 1,230 | 200 | 1,030 | Computing machine operators |
| 35—लिपिक व संबंधी कामगार | 4,62,479 | 84,428 | 3,78,051 | Clerical and related workers |
| 36—परिवहन व दळणवळण पर्यवेक्षक | 17,216 | 3,636 | 13,580 | Transport and communication supervisors |
| 37—परिवहन वाहक व रक्षक | 22,897 | 6,685 | 16,212 | Transport, conductors and guards |
| 38—डाक वितरक व संबंधी कामगार | 19,501 | 8,146 | 11,355 | Mail distributors and related workers |
| 39—दूरध्वनी व तार चालक | 12,784 | 1,087 | 11,697 | Telephone and telegraph operators |
| D-4—विक्रेते | 8,35,810 | 1,85,464 | 6,50,346 | Sales workers |
| 40—घाऊक व किरकोळ व्यापारी व दूकानदार | 4,91,628 | 1,12,722 | 3,78,906 | Merchants and shopkeepers, wholesale and retail trade. |
| 41—वस्तुनिर्माण प्रतिनिधी | 12,075 | 1,350 | 10,725 | Manufacture agents |
| 42—तांत्रिक विक्रेते व वाणिज्यिक प्रवासी | 3,775 | 280 | 3,495 | Technical salesmen and commercial travellers. |
| 43—विक्रेते, मदतनीस व संबंधी कामगार | 2,86,278 | 65,273 | 2,21,005 | Salesmen, shop assistants and related workers. |
| 44—विमा, स्थावर मालमत्ता, ठेकी व व्यवसाय सेवा-विक्रेते व लिलावदार. | 34,679 | 3,199 | 31,480 | Insurance, real estate, securities and business service salesmen and auctioneers. |
| 45—सावकार व तारण व्यवसायी | 5,049 | 709 | 4,340 | Money lenders and pawn brokers |
| 49—इतर अवर्गीकृत विक्री कामगार | 2,326 | 1,931 | 395 | Sales workers n. e. c. |
| D-5—सेवा कामगार | 6,63,132 | 1,55,149 | 5,07,983 | Service workers |
| 50—उपहार गृह व खानावळ चालक | 54,341 | 21,045 | 33,336 | Hotel and restaurant keepers |
| 51—गृहचालक, अधीक्षिका व उपस्थापक (घरगुती व संस्थांचे). | 1,540 | 300 | 1,240 | House keepers, matrons and stewards (Domestic and institutional). |
| 52—स्वयंपाकी, वाढपी, कलाल व इतर तत्संबंधी कामगार (घरगुती व संस्थांचे). | 1,30,382 | 17,444 | 1,12,938 | Cooks, waiters, bartenders and related workers (domestic and institutional). |
| 53—इतर न उल्लेखिलेले, घरकाम करणारे व घर व्यवस्था पहाणारे. | 1,01,967 | 11,772 | 90,195 | Maids and other house keeping service workers n. e. c. |
| 54—इमारत राखणदार, सफाईगीर, स्वच्छक आणि तत्सम कामगार. | 83,436 | 12,847 | 70,589 | Building care takers, sweepers, cleaners and related workers |
| 55—धुलाई कामगार व इस्त्री करणारे | 46,375 | 12,824 | 33,551 | Launders, dry cleaners, and pressers |
| 56—केशप्रसाधनकार, न्हावी, प्रसाधनकार व इतर | 74,990 | 45,263 | 29,727 | Hair dressers, barbers, beauticians and related workers. |
| 57—रक्षा सेवा कामगार | 1,53,210 | 29,582 | 1,23,628 | Protective service workers |
| 59—इतर अवर्गीकृत सेवा कामगार | 16,891 | 4,112 | 12,779 | Service workers n. e. c. |
| D-6—शेतकरी, मच्छिमार, फासेपारधी, लाकूडतोडे आणि तत्सम कामगार. | 2,71,416 | 1,98,715 | 72,701 | Farmers, fishermen, hunters, loggers and related workers. |
| 60—शेतमळे, दुग्धव्यवसाय व इतर व्यवस्थापक आणि पर्यवेक्षक. | 3,951 | 2,486 | 1,465 | Farm plantation, dairy and other managers and supervisors. |
| 61—शेतकरी | 94,029 | 78,672 | 15,357 | Cultivators |
| 62—शेतकऱ्यांव्यतिरिक्त इतर शेती कामगार | 4,244 | 3,726 | 518 | Farmers, other than cultivators |
| 63—शेतमजूर | 75,243 | 47,567 | 27,676 | Agricultural labourers |
| 64—मळे मजूर आणि तत्सम कामगार | 24,073 | 18,897 | 5,176 | Plantation labourers and related workers |
| 65—इतर शेती कामगार | 1,628 | 1,553 | 75 | Other farm workers |
| 66—जंगल कामगार | 68,248 | 45,814 | 22,434 | Forestry workers |
| 67—शिकारी आणि तत्सम कामगार | 3,951 | 2,486 | 1,465 | Hunters and related workers |
| 68—मच्छिमार आणि तत्सम कामगार | 94,029 | 78,672 | 15,357 | Fishermen and related workers |
| D-7-8-9—उत्पादन व तत्सम क्षेत्रातील आणि परिवहन सामग्री चालक आणि मजूर. | 29,76,893 | 9,09,834 | 20,67,059 | Production and related workers, transport equipment operators and labourers |
| 71—खाण कामगार, दगड खाण कामगार, विहिरी खोदणारे आणि तत्सम कामगार. | 32,875 | 19,140 | 13,735 | Miners, quarrymen, well drillers and related workers. |
| 72—धातुवर प्रक्रिया करणारे | 29,580 | 6,230 | 23,350 | Metal processors |
| 73—लाकूडकाम करणारे | 11,439 | 1,383 | 10,056 | Wood preparation workers |
| 74—रासायनिक प्रक्रिया करणारे व इतर | 50,418 | 8,692 | 41,726 | Chemical processors and related workers |

| (1) | (2) | (3) | (4) | (1) |
|--|----------|----------|----------|--|
| 75-कतईकार, विणकर, रंगारी आणि तत्सम कामगार | 4,70,134 | 4,28,217 | 41,917 | Spinners, weavers, knitters, dyers and related workers. |
| 76-कातडी कामगारे, डोंगर खरेदी करणारे, केसाळ कातडी कामगारे. | 3,799 | 689 | 3,110 | Tanners, fellmongers and pelt dressers |
| 77-अन्न व पेये करणारे कामगार | 1,07,929 | 50,301 | 57,628 | Food and beverage processors |
| 78-तंबाखू व तंबाखूचे पदार्थ करणारे | 1,47,274 | 96,626 | 50,648 | Tobacco preparers and tobacco product makers. |
| 79-शिंपी, पोशाख शिवणारे शिलाई कामगार व सज्जक | 1,89,484 | 78,515 | 1,10,969 | Tailors, dress makers, sewers, upholsterers |
| 80-पादत्राण कारागिर आणि चामड्याच्या वस्तू बनविणारे | 66,389 | 37,607 | 28,782 | Shoemakers and leather goods makers |
| 81-सुतार, लाकडाची कपाटे व लाकडाचे तत्सम काम करणारे | 1,57,380 | 76,609 | 80,771 | Carpenters, cabinet and related wood workers. |
| 82-दगडफोडे व कारागिर | 19,712 | 14,057 | 5,655 | Stone cutters and carvers |
| 83-लोहार, अवजारे बनविणारे व यांत्रिक अवजारे चालक | 1,30,925 | 38,282 | 92,643 | Blacksmiths, tool makers and machine tool operators. |
| 84-यंत्र जोडारी, यंत्रे उभारणारे आणि अचूक अवजारे तयार करणारे. | 2,23,273 | 24,255 | 1,99,018 | Machinery fitters, machine assemblers and precision instrument makers (except electrical). |
| 85-बीज जोडारी व संबंधीत बीज व इलेक्ट्रॉनी कामगार | 1,10,050 | 18,173 | 91,877 | Electrical fitters and related electrical and electronic workers. |
| 86-प्रक्षेपण केंद्र व ध्वनी उपकरणे चालक आणि चलचित्र प्रक्षेपक. | 2,838 | 631 | 2,207 | Broadcasting station and sound equipment operators and cinema projectionists. |
| 87-नळ कारागिर, संघाता, धातुचे पत्रे व बांधकामासाठी पत्रे तयार करणारे व उभारणारे. | 52,412 | 5,950 | 46,462 | Plumbers, welders, sheet metal and structural metal prepares and erectors. |
| 88-जवाहीर व मौल्यवान धातुचे काम करणारे धातु कोरक (छपाई व्यतिरिक्त). | 34,329 | 15,046 | 19,283 | Jewellery and precious metal workers and metal engravers (except printing). |
| 89-कांच कारागिर, कुंभार व तत्सम कामगार | 70,875 | 40,755 | 30,120 | Glass formers, potters and related workers |
| 90-रबर, प्लॅस्टिकच्या वस्तू करणारे | 29,116 | 2,331 | 26,785 | Rubber and plastic product makers |
| 91-कागद व पुरुषाच्या वस्तू बनविणारे | 5,243 | 978 | 4,265 | Paper and paper board product makers. |
| 92-मुद्रण व तत्सम व्यवसायातील कामगार | 44,316 | 2,515 | 41,801 | Printing and related workers |
| 93-रंगारी | 27,443 | 3,640 | 23,803 | Painters |
| 94-उत्पादन उद्योगातील तत्सम इतर न उल्लेखिलेले कामगार | 1,20,990 | 70,379 | 50,611 | Production and related workers n. e. c. |
| 95-बिटा रचणारे व इतर बांधकाम कामगार | 1,65,147 | 65,382 | 99,765 | Brick layers and other construction workers |
| 96-स्थिर इंजिने व तत्सम उपकरण चालक व वगणकार | 31,302 | 7,339 | 23,963 | Stationary engines and related equipment operators, oilers and greasers. |
| 97-अवजारे सामान हाताळणारे व तत्सम यंत्रांचे चालक, माल चढविणारे व उतरविणारे. | 1,26,489 | 22,877 | 1,03,612 | Material handling and related equipment operator loaders and unloaders. |
| 98-परिवहन उपकरण चालक | 2,15,699 | 34,507 | 1,81,192 | Transport equipment operators |
| 99-इतर अवर्गीकृत कामगार | 3,00,033 | 1,08,728 | 1,91,305 | Labourers n. e. c. |
| D-X-व्यावसायिक वर्गीकरण न केलेले कामगार | 91,620 | 16,476 | 75,144 | Workers not classified by occupations |
| X-0-काम शोधणारे नवीन कामगार | .. | .. | .. | New workers seeking employment |
| XI-बर्गवारी करता न येण्यासारखे किंवा अपुऱ्या वर्णनाचे व्यवसाय सांगणारे. | 53,695 | 5,893 | 47,802 | Workers reporting occupations unidentifiable or inadequately described. |
| X9-कोणताही अधिसूचित व्यवसाय न करणारे कामगार | 37,925 | 10,583 | 27,342 | Workers not reporting any occupations. |

साधार : भारतीय जनगणना, १९७१, मासिका ११, भाग दोन-ब (दोन).
Source.—Census of India 1971, Series 11, Part-II B(ii).

तपसा कर्म/TABLE No. 1.11

1. क्षेत्रफल आणि लोकसंख्या/

तक्ता क्रमांक/

काम करणाऱ्यांचे औद्योगिक गटानुसार
Industrial classification of persons at work other than cultivation

जनगणना/

शेती, शिकार, जंगलउद्योग आणि मत्स्यव्यवसाय/
Agriculture, hunting, forestry and fishing

| अनुक्रमांक Serial No. | जिल्हा District | कृषी उत्पादन Agricultural production | मळे Plantations | पशुधन उत्पादन Live-stock production | कृषी सेवा Agricultural services | शिकार, सांपळ्यात पकडणे, सेळांचा प्रसार Hunting, trapping and game propagation | जंगल संवर्धन आणि लाकडतोड Forestry and logging | मत्स्यव्यवसाय Fishing | एकूण Total |
|-----------------------------|--------------------|--|--------------------|---|---------------------------------------|---|---|--------------------------|---------------|
| (1) | (2) | (3) | (4) | (5) | (6) | (7) | (8) | (9) | (10) |
| 1 | बृहन्मुंबई | 286 | 55 | 10,607 | 905 | 5 | 105 | 8,125 | 20,088 |
| 2 | ठाणे | 991 | 2,071 | 2,704 | 795 | 25 | 3,073 | 13,613 | 23,272 |
| 3 | रायगड | 200 | 806 | 2,551 | 770 | .. | 2,994 | 11,545 | 18,866 |
| 4 | रत्नागिरी | 410 | 1,489 | 2,344 | 1,090 | 80 | 3,813 | 12,823 | 22,049 |
| 5 | नाशिक | 45 | 75 | 6,448 | 1,651 | .. | 1,105 | 276 | 9,600 |
| 6 | घुळे | 41 | 25 | 3,597 | 874 | 10 | 1,148 | 343 | 6,038 |
| 7 | जळगाव | 5 | 451 | 4,156 | 1,129 | 15 | 680 | 1,070 | 7,506 |
| 8 | अहमदनगर | 50 | 896 | 7,212 | 1,945 | 40 | 330 | 415 | 10,888 |
| 9 | पुणे | 827 | 50 | 10,511 | 3,614 | 30 | 1,156 | 1,441 | 17,629 |
| 10 | सातारा | 120 | 30 | 4,973 | 3,079 | 20 | 385 | 683 | 9,290 |
| 11 | सांगली | 39 | 44 | 7,272 | 954 | 19 | 83 | 141 | 8,552 |
| 12 | सोलापूर | 85 | 5 | 13,163 | 2,467 | 10 | 250 | 429 | 16,409 |
| 13 | कोल्हापूर | 50 | 30 | 4,815 | 1,796 | 35 | 530 | 400 | 7,656 |
| 14 | औरंगाबाद | 100 | 175 | 5,153 | 1,862 | 40 | 490 | 445 | 8,265 |
| 15 | परभणी | 20 | 245 | 6,914 | 1,332 | 80 | 260 | 677 | 9,528 |
| 16 | बीड | 80 | 70 | 4,925 | 1,155 | 50 | 105 | 426 | 6,811 |
| 17 | नांदेड | 60 | 135 | 5,155 | 1,564 | 20 | 262 | 589 | 7,785 |
| 18 | उस्मानाबाद | 40 | 125 | 7,766 | 1,787 | 30 | 150 | 90 | 9,988 |
| 19 | बुलडाणा | 59 | 74 | 2,271 | 987 | 108 | 490 | 276 | 4,265 |
| 20 | अकोला | 40 | 429 | 1,682 | 1,018 | 70 | 550 | 356 | 4,145 |
| 21 | अमरावती | 140 | 418 | 3,888 | 1,527 | 120 | 1,504 | 658 | 8,255 |
| 22 | यवतमाळ | 45 | 10 | 3,067 | 1,501 | 450 | 1,189 | 1,548 | 7,819 |
| 23 | वर्धा | 20 | 105 | 2,800 | 820 | 199 | 375 | 847 | 5,165 |
| 24 | नागपूर | 15 | 55 | 7,330 | 2,383 | 156 | 1,276 | 3,237 | 14,452 |
| 25 | मंडार | 15 | 103 | 5,603 | 1,285 | 20 | 1,401 | 4,534 | 12,961 |
| 26 | चंद्रपूर | 130 | 25 | 7,245 | 2,384 | 60 | 5,064 | 3,594 | 18,502 |
| महाराष्ट्र राज्य | | 3,913 | 7,995 | 1,44,152 | 40,674 | 1,692 | 28,768 | 68,581 | 2,9,7765 |

AREA AND POPULATION

TABLE No. 1.11 (2.4)

(शेतीव्यतिरिक्त) वर्गीकरण
by divisions and major groups

Population Census 1971

| खानकाम व दगडकाम/ Mining and quarrying | | | | वस्तुनिर्माण आणि दुरुस्ती/ Manufacturing and repairs | | | District |
|--|---|---|----------------------------------|---|---|--|----------------------|
| कोळसा खान Coal mining | कृड पेट्रोलियम आणि नैसर्गिक गॅस Crude petroleum and natural gas | कच्चा धातु खानकाम Metal ore mining | इतर खानकाम Other mining | एकूण Total | अन्न पदार्थांचे उत्पादन Manufacture of food products | पेये, तंबाखू व तंबाखूचे पदार्थ यांचे उत्पादन Manufacture of beverages, tobacco and tobacco products | |
| (11) | (12) | (13) | (14) | (15) | (16) | (17) | (2) |
| .. | 10 | 30 | 1,904 | 1,944 | 33,810 | 10,219 | Greater Bombay |
| 5 | .. | 5 | 2,238 | 2,248 | 7,343 | 1,190 | Thane |
| 10 | .. | .. | 724 | 734 | 3,370 | 664 | Raigad |
| 10 | .. | 1,044 | 1,384 | 2,438 | 3,490 | 2,155 | Ratnagiri |
| .. | .. | .. | 947 | 947 | 8,135 | 8,477 | Nashik |
| .. | .. | .. | 139 | 139 | 4,296 | 765 | Dhule |
| .. | .. | .. | 702 | 702 | 4,556 | 640 | Jalgaon |
| .. | .. | .. | 1,020 | 1,020 | 14,064 | 10,962 | Ahmednagar |
| .. | .. | 5 | 2,106 | 2,111 | 10,881 | 3,968 | Pune |
| .. | .. | .. | 2,129 | 2,129 | 5,772 | 190 | Satara |
| .. | .. | .. | 631 | 631 | 5,308 | 1,352 | Sangli |
| .. | .. | .. | 669 | 669 | 7,724 | 9,574 | Solapur |
| .. | .. | 30 | 2,099 | 2,129 | 9,837 | 689 | Kolhapur |
| .. | .. | .. | 591 | 591 | 5,384 | 1,547 | Aurangabad |
| .. | .. | .. | 269 | 269 | 3,665 | 50 | Parbhani |
| .. | .. | .. | 320 | 320 | 1,539 | 245 | Beed |
| 10 | 10 | .. | 424 | 444 | 2,580 | 305 | Nanded |
| .. | .. | .. | 1,023 | 1,023 | 3,184 | 216 | Osmanabad |
| .. | .. | .. | 173 | 173 | 2,472 | 205 | Buldana |
| 10 | .. | .. | 869 | 879 | 3,410 | 164 | Akola |
| 5 | .. | .. | 261 | 266 | 3,139 | 310 | Amravati |
| 57 | .. | .. | 605 | 662 | 1,873 | 451 | Yavatmal |
| 21 | .. | .. | 453 | 474 | 1,361 | 168 | Wardha |
| 3,134 | .. | 2,787 | 5,497 | 11,418 | 5,006 | 7,514 | Nagpur |
| .. | .. | 3,706 | 210 | 3,916 | 4,239 | 97,368 | Bhandara |
| 6,059 | .. | .. | 873 | 6,932 | 1,806 | 740 | Chandrapur |
| 9,321 | 20 | 7,607 | 28,260 | 45,208 | 1,53,244 | 1,60,128 | Maharashtra State |

वस्तुनिर्माण आणि दुरुस्ती/
Manufacturing and repairs

| अनुक्रमांक Serial No. | जिल्हा District | सुती कापडाचे उत्पादन Manufacture of cotton textiles | दोकर, रेकीम व कृत्रिम तंतूच्या कापडाचे उत्पादन Manufacture of wool, silk and synthetic fibre textiles | कापडाच्या, तागाच्या व अंबाडीच्या वस्तूंचे उत्पादन Manufacture of jute, hemp and waste textiles | कापडाच्या वस्तूंचे उत्पादन (पादत्राणे सोडून सर्व बाप- रावयाच्या वस्तू) Manufacture of textile products (including wearing apparel other than footwear) | लाकूड आणि लाकडाच्या वस्तू, फर्निचर वगैरे यांचे उत्पादन Manufacture of wood and wood products, furniture and fixture | कागद, कागदाच्या वस्तू, मुद्रण, प्रका- शन आणि तत्सम उद्योग Manufacture of paper and paper products and printing, publishing and allied industries | कातडी, कातडीच्या आणि केसाळ कातडीच्या वस्तूंचे उत्पादन (दुरुस्ती सोडून) Manufacture of leather and fur products (except repairs) | रबर, प्लॅस्टिक, पेट्रोलियम व दगडी कोळसा यांच्या पदार्थांचे उत्पादन Manufacture of rubber, plastic, petroleum and coal products |
|--------------------------|--------------------|--|---|--|--|--|--|--|--|
| (1) | (2) | (18) | (19) | (20) | (21) | (22) | (23) | (24) | (25) |
| 1 | बृहन्मवई | 2,57,043 | 19,765 | 685 | 55,685 | 33,894 | 41,645 | 13,937 | 42,377 |
| 2 | ठाणे | 39,568 | 17,599 | 120 | 9,699 | 6,950 | 3,370 | 1,145 | 4,540 |
| 3 | रायगड | 625 | 200 | .. | 2,523 | 3,233 | 1,584 | 326 | 250 |
| 4 | रत्नागिरी | 2,292 | 100 | 10 | 3,033 | 7,755 | 800 | 1,069 | 200 |
| 5 | नाशिक | 32,431 | 1,037 | 145 | 8,879 | 6,467 | 9,278 | 1,974 | 150 |
| 6 | धुळे | 7,338 | 171 | 50 | 5,751 | 5,416 | 360 | 650 | 65 |
| 7 | जळगाव | 7,643 | 353 | 20 | 7,821 | 8,033 | 600 | 1,550 | 119 |
| 8 | अहमदनगर | 6,281 | 389 | 15 | 7,764 | 6,240 | 775 | 2,345 | 60 |
| 9 | पुणे | 5,069 | 1,010 | 70 | 15,386 | 11,175 | 7,200 | 2,225 | 4,325 |
| 10 | सातारा | 2,462 | 636 | 5 | 8,227 | 5,000 | 595 | 1,613 | 85 |
| 11 | सांगली | 7,887 | 280 | 30 | 7,329 | 5,182 | 635 | 2,276 | 60 |
| 12 | सोलापूर | 39,747 | 622 | 10 | 15,369 | 6,469 | 840 | 1,739 | 65 |
| 13 | कोल्हापूर | 24,449 | 361 | 40 | 7,455 | 9,073 | 1,405 | 2,900 | 95 |
| 14 | औरंगाबाद | 985 | 590 | 9 | 5,898 | 6,157 | 650 | 2,923 | 70 |
| 15 | परभणी | 983 | 390 | .. | 3,932 | 5,049 | 90 | 1,586 | 10 |
| 16 | बीर | 440 | 295 | .. | 3,357 | 4,578 | 105 | 2,338 | .. |
| 17 | नांदेड | 5,737 | 125 | 15 | 4,206 | 5,088 | 215 | 1,222 | 10 |
| 18 | उस्मानाबाद | 907 | 160 | 15 | 4,820 | 6,376 | 170 | 2,787 | 30 |
| 19 | मुलढाणा | 1,136 | 129 | 20 | 4,226 | 4,002 | 325 | 1,350 | 15 |
| 20 | अकोला | 4,273 | 29 | 15 | 4,833 | 3,739 | 466 | 919 | 40 |
| 21 | अमरावती | 5,304 | 30 | 85 | 6,152 | 5,302 | 481 | 986 | 80 |
| 22 | यवतमाळ | 2,022 | 40 | .. | 4,786 | 5,105 | 145 | 1,142 | .. |
| 23 | वर्धा | 7,418 | 18 | 15 | 3,163 | 3,299 | 232 | 513 | .. |
| 24 | नाशपूर | 49,763 | 241 | 65 | 8,687 | 12,765 | 4,486 | 1,579 | 306 |
| 25 | महारा | 6,060 | 115 | 10 | 4,286 | 8,379 | 680 | 1,285 | 20 |
| 26 | चंद्रपूर | 1,781 | 471 | 61 | 5,412 | 8,067 | 5,053 | 2,704 | 44 |
| महाराष्ट्र राज्य | | 5,19,644 | 45,156 | 1,510 | 2,18,679 | 1,92,793 | 82,185 | 55,083 | 53,016 |

TABLE No. 1.11 (2.4)—contd.

| वस्तुनिर्माण आणि दुरुस्ती/ Manufacturing and repairs | | | | | | | |
|--|---|--|---|---|---|--|-------------------|
| रसायने, रासायनिक पदार्थांचे उत्पादन (पेट्रोलियम व दगडी कोळसा यांचे पदार्थ सोडून) | अधातू खनिज पदार्थांचे उत्पादन | मूलभूत धातू व मिश्रण यांचे उत्पादन | धातूंच्या वस्तु व भाग यांचे उत्पादन (यंत्रे व परिवहन सामुग्री सोडून) | यंत्रसामुग्री, यांत्रिक हत्यारे आणि भाग यांचे उत्पादन (विद्युत यंत्र सामुग्री सोडून) | विद्युत यंत्र, सामुग्री साधने, उपकरणे व पुरवठा व सुटे भाग | परिवहन सामुग्री व सुटे भाग यांचे उत्पादन | District |
| Manufacture of chemicals and chemical products (except products of petroleum and coal) | Manufacture of non-metallic mineral products | Basic metal and alloys industries | Manufacture of metal products and parts (except machinery and transport equipments) | Manufacture of machinery, machine tools and parts (except electrical machinery) | Manufacture of electrical machinery, apparatus, appliances and supplies and parts | Manufacture of transport equipments and parts | |
| (26) | (27) | (28) | (29) | (30) | (31) | (32) | (2) |
| 69,944 | 24,577 | 23,445 | 59,260 | 63,164 | 58,528 | 42,846 | Greater Bombay |
| 23,070 | 8,318 | 5,310 | 6,165 | 10,905 | 9,379 | 8,965 | Thane |
| 2,922 | 2,529 | 1,793 | 1,427 | 655 | 190 | 395 | Raigad |
| 440 | 1,248 | 486 | 1,085 | 435 | 185 | 125 | Ratnagiri |
| 550 | 3,150 | 155 | 3,002 | 700 | 140 | 7,023 | Nashik |
| 105 | 2,409 | 35 | 1,781 | 281 | 35 | 180 | Dhule |
| 4,273 | 3,118 | 135 | 3,001 | 304 | 25 | 2,550 | Jaigaon |
| 632 | 5,211 | 746 | 2,984 | 480 | 25 | 30 | Ahmednagar |
| 27,150 | 8,753 | 2,090 | 7,870 | 19,585 | 7,566 | 6,735 | Pune |
| 170 | 4,622 | 909 | 1,792 | 3,041 | 195 | 75 | Satara |
| 305 | 2,345 | 862 | 2,065 | 4,562 | 106 | 175 | Sangli |
| 285 | 2,660 | 1,100 | 3,248 | 420 | 25 | 670 | Solapur |
| 475 | 5,408 | 1,360 | 2,703 | 4,716 | 145 | 330 | Kolhapur |
| 115 | 3,273 | 90 | 2,578 | 330 | 35 | 125 | Aurangabad |
| 20 | 1,929 | 15 | 1,642 | 45 | .. | 987 | Parbhani |
| 80 | 2,195 | 20 | 1,306 | 110 | 5 | 105 | Beed |
| 105 | 4,143 | 100 | 1,298 | 277 | 110 | 45 | Nanded |
| 75 | 2,369 | 25 | 2,060 | 90 | 5 | 35 | Osmanabad |
| 95 | 2,106 | 110 | 1,126 | 105 | 35 | 20 | Buldana |
| 225 | 1,994 | 35 | 1,478 | 195 | 40 | 210 | Akola |
| 260 | 2,270 | 5 | 1,728 | 615 | 50 | 405 | Amravati |
| 30 | 3,682 | 92 | 1,801 | 171 | 15 | 10 | Yavatmal |
| 65 | 1,304 | 25 | 885 | 24 | 14 | 89 | Wardha |
| 1,691 | 6,228 | 1,010 | 3,910 | 977 | 155 | 1,340 | Nagpur |
| 3,330 | 2,814 | 295 | 3,341 | 65 | .. | 130 | Bhandara |
| 461 | 4,577 | 64 | 3,009 | 484 | 5 | 10 | Chandrapur |
| 1,36,873 | 1,13,232 | 40,312 | 1,22,545 | 1,12,739 | 77,013 | 73,610 | Maharashtra State |

| वस्तु निर्माण आणि दुरुस्ती/ Manufacturing and repairs | | | | | वीज, गॅस आणि पाणी/ Electricity, gas and water | | | | |
|--|------------|--|---------------------|---------------|--|-------------------------------------|---|---------------|-------------------------|
| अनुक्रमांक Serial No. | जिल्हा | इतर उत्पादक कारखाने Other manufacturing industries | दुरुस्ती Repairs | एकूण Total | वीज Electricity | गॅस आणि वायु Gas and steam | जल योजना आणि पुरवठा Water works and supply | एकूण Total | बांधकाम Construction |
| (1) | (2) | (33) | (34) | (35) | (36) | (37) | (38) | (39) | (40) |
| 1 | बुध्मबई | 43,579 | 35,100 | 9,29,503 | 5,665 | 2,600 | 2,369 | 10,634 | 47,971 |
| 2 | ठाणे | 12,432 | 6,080 | 1,82,148 | 3,900 | 140 | 750 | 4,790 | 12,590 |
| 3 | रायगड | 2,336 | 1,639 | 28,661 | 2,205 | 10 | 255 | 2,470 | 7,535 |
| 4 | रत्नासिरी | 1,645 | 1,373 | 27,926 | 1,575 | 70 | 135 | 1,780 | 6,014 |
| 5 | नाशिक | 1,471 | 5,556 | 98,720 | 2,475 | 5 | 350 | 2,830 | 9,964 |
| 6 | धुळे | 2,920 | 2,919 | 35,527 | 714 | 10 | 171 | 895 | 4,845 |
| 7 | जळगाव | 2,418 | 3,814 | 50,973 | 2,186 | 5 | 256 | 2,447 | 7,015 |
| 8 | अहमदनगर | 1,577 | 5,237 | 65,517 | 1,356 | 5 | 325 | 1,686 | 8,733 |
| 9 | पुणे | 8,193 | 18,440 | 1,67,691 | 3,850 | 115 | 1,555 | 5,520 | 23,213 |
| 10 | सातारा | 1,386 | 2,690 | 39,465 | 1,734 | 115 | 255 | 2,104 | 8,476 |
| 11 | सांगली | 1,718 | 2,722 | 45,199 | 1,272 | 10 | 282 | 1,564 | 3,729 |
| 12 | सोलापूर | 3,194 | 5,025 | 98,786 | 1,145 | 25 | 340 | 1,510 | 10,879 |
| 13 | कोल्हापूर | 5,473 | 4,614 | 81,528 | 2,247 | 45 | 720 | 3,012 | 5,890 |
| 14 | कीरकोबाद | 1,530 | 3,324 | 35,613 | 975 | 15 | 180 | 1,170 | 14,001 |
| 15 | परभणी | 1,091 | 1,565 | 23,049 | 745 | .. | 405 | 1,150 | 7,436 |
| 16 | बीड | 790 | 847 | 18,355 | 920 | .. | 300 | 1,220 | 3,639 |
| 17 | नांदेड | 2,994 | 1,315 | 29,890 | 817 | .. | 160 | 977 | 5,876 |
| 18 | उस्मानाबाद | 2,515 | 1,561 | 27,400 | 615 | 5 | 115 | 735 | 6,604 |
| 19 | बुलडाणा | 1,210 | 1,720 | 20,407 | 5,322 | .. | 161 | 683 | 3,359 |
| 20 | अकोला | 1,160 | 2,583 | 25,808 | 1,915 | 80 | 125 | 2,120 | 5,800 |
| 21 | अमरावती | 1,377 | 2,566 | 31,145 | 1,513 | 10 | 205 | 1,728 | 4,607 |
| 22 | यवतमाळ | 890 | 1,357 | 23,615 | 965 | .. | 135 | 1,100 | 4,612 |
| 23 | वर्धा | 598 | 982 | 20,173 | 535 | 15 | 65 | 615 | 3,788 |
| 24 | नागपूर | 3,540 | 7,555 | 1,16,818 | 3,933 | 175 | 405 | 4,513 | 11,448 |
| 25 | भंडारा | 1,750 | 1,450 | 1,35,617 | 829 | 5 | 20 | 85 | 6,152 |
| 26 | चंद्रपूर | 1,235 | 1,415 | 37,399 | 855 | .. | 160 | 1,015 | 6,336 |
| महाराष्ट्र राज्य | | 1,09,022 | 1,23,449 | 23,95,233 | 45,463 | 3,460 | 10,199 | 59,122 | 2,40,512 |

1.11 (2.4)—contd.

| बांधकाम/ Construction | | घाऊक व किरकोळ व्यापार, खानावळ आणि उपहारगृहे/ Wholesale and retail trade and restaurants and hotels | | | | | | |
|--------------------------|---------------|---|--|--|---|---|-------------------|--|
| बांधकामाशी सलग्न कामे | एकूण Total | अन्न, कापड, पाळीव प्राणी, पेये आणि मादक पेये, यांचा घाऊक व्यापार | इंधन व दिवा- बत्ती, रसायने, अम्ले, चिनी माती व काच घाऊक व्यापार | लाकड, कागद, इतर कापड, कातडी व अस्वाद्य तेलाचा घाऊक व्यापार | सर्व प्रकारची घंते, उपकरणे, दळणवळण व विद्युत उप- करणे यांचा घाऊक व्यापार | अन्न आणि संकीर्ण उत्पादन यांचा घाऊक व्यापार | District | |
| | | Wholesale trade in food, textiles, live animals, beverages, and intoxicants | Wholesale trade in fuel, lights, chemicals, perfumery, ceramics, glass | Wholesale trade in wood, paper, other fabrics, hide and skin and inedible oils | Wholesale trade in all types of machinery, equipment, including transport and electrical equipments | Wholesale trade in food and miscellaneous manufacturing | | |
| (41) | (42) | (43) | (44) | (45) | (46) | (47) | (2) | |
| 19,041 | 67,012 | 11,055 | 6,150 | 5,780 | 3,170 | 15,115 | Greater Bombay | |
| 1,385 | 13,975 | 865 | 145 | 370 | 135 | 755 | Thane | |
| 262 | 7,797 | 443 | 10 | 35 | 5 | 45 | Raigad | |
| 1,379 | 7,393 | 410 | 40 | 130 | 20 | 275 | Ratnagiri | |
| 670 | 10,634 | 2,185 | 95 | 180 | 115 | 410 | Nashik | |
| 215 | 5,060 | 1,346 | 50 | 135 | 30 | 140 | Dhule | |
| 404 | 7,419 | 1,580 | 70 | 174 | 40 | 518 | Jalgaon | |
| 421 | 9,154 | 1,270 | 425 | 110 | 95 | 255 | Ahmednagar | |
| 2,501 | 25,714 | 2,685 | 295 | 635 | 280 | 1,195 | Pune | |
| 1,647 | 10,123 | 850 | 90 | 125 | 5 | 170 | Satara | |
| 1,596 | 5,425 | 996 | 55 | 9 | 5 | 184 | Sangli | |
| 525 | 11,404 | 2,511 | 140 | 185 | 45 | 660 | Solapur | |
| 2,158 | 8,048 | 1,825 | 70 | 55 | 70 | 400 | Kolhapur | |
| 320 | 14,321 | 1,058 | 224 | 115 | 105 | 205 | Aurangabad | |
| 190 | 7,626 | 1,055 | 260 | 196 | 15 | 85 | Parbhani | |
| 65 | 3,704 | 485 | 120 | 125 | 40 | 165 | Beed | |
| 284 | 6,160 | 940 | 159 | 90 | 50 | 220 | Nanded | |
| 170 | 6,774 | 970 | 10 | 220 | 55 | 295 | Osmanabad | |
| 75 | 3,434 | 865 | 105 | 175 | 10 | 255 | Buldana | |
| 235 | 6,035 | 1,515 | 141 | 170 | 70 | 415 | Akola | |
| 368 | 4,975 | 1,301 | 109 | 180 | 80 | 374 | Amravati | |
| 55 | 4,667 | 937 | 15 | 100 | 20 | 210 | Yavatmal | |
| 45 | 3,833 | 707 | 20 | 90 | 15 | 140 | Wardha | |
| 1,553 | 13,001 | 1,879 | 123 | 375 | 145 | 585 | Nagpur | |
| 140 | 6,292 | 660 | 30 | 70 | 35 | 140 | Bhandara | |
| 105 | 6,441 | 970 | 60 | 625 | 15 | 185 | Chandrapur | |
| 35,909 | 2,76,421 | 41,363 | 9,011 | 10,539 | 4,670 | 23,396 | Maharashtra State | |

| | | घाऊक, किरकोळ व्यापार, खानावळ आणि उपहारगृहे Wholesale and retail trade and restaurants, hotels | | | | | परिवहन Transport | | |
|----------------------------------|--|--|--|--|---|---------------|---|-------------------------------|--------|
| अनुक्रममांक जिल्हा Serial No. | अन्न आणि अन्न पदार्थ, पेये, तंबाखू आणि मादक पेये यांचा किरकोळ व्यापार Retail trade in food and food articles, beverages, tobacco and intoxicants | कपड्यांचा किरकोळ व्यापार Retail trade in textiles | इंधन व इतर घरगुती वापराच्या वस्तू व टिकाऊ वस्तूंचा किरकोळ व्यापार Retail trade in fuel and other household utilities and durables | इतर वस्तूंचा किरकोळ व्यापार Retail trade in others | खानावळ आणि उपहारगृहे Restaurants and hotels | एकूण Total | जमिनीवरील वहतूक Land transport | जलापनयन Water transport | |
| (1) | (2) | (48) | (49) | (50) | (51) | (52) | (53) | (54) | (55) |
| 1 | बुध्नुंबई | 1,13,821 | 39,160 | 32,370 | 77,716 | 64,602 | 3,68,939 | 1,44,361 | 47,211 |
| 2 | ठाणे | 25,239 | 4,955 | 3,870 | 7,039 | 8,462 | 51,835 | 28,513 | 2,596 |
| 3 | रायगड | 9,274 | 956 | 1,230 | 1,677 | 3,812 | 17,487 | 5,837 | 1,399 |
| 4 | रत्नागिरी | 12,057 | 705 | 1,410 | 1,320 | 4,194 | 20,561 | 5,273 | 3,530 |
| 5 | नासिक | 16,648 | 3,241 | 3,508 | 3,756 | 5,987 | 36,125 | 19,540 | 20 |
| 6 | धुळे | 11,812 | 2,022 | 1,822 | 2,241 | 3,283 | 22,881 | 6,979 | 5 |
| 7 | जळगाव | 15,626 | 2,812 | 2,926 | 3,697 | 4,408 | 31,851 | 18,289 | 9 |
| 8 | बहुमदनगर | 13,398 | 2,396 | 1,875 | 2,670 | 5,247 | 27,741 | 7,736 | 20 |
| 9 | पुणे | 26,999 | 5,240 | 6,485 | 9,612 | 11,630 | 65,056 | 35,461 | 220 |
| 10 | सातारा | 8,621 | 1,898 | 2,238 | 1,160 | 4,386 | 19,543 | 9,455 | 100 |
| 11 | सांगली | 9,346 | 1,778 | 2,026 | 1,985 | 3,611 | 20,080 | 9,138 | 131 |
| 12 | सोलापूर | 17,406 | 5,036 | 3,155 | 4,883 | 6,166 | 40,187 | 15,990 | 135 |
| 13 | कोल्हापूर | 11,648 | 2,739 | 2,673 | 3,305 | 5,086 | 27,871 | 9,820 | 60 |
| 14 | औरंगाबाद | 11,479 | 2,008 | 1,784 | 3,671 | 3,861 | 24,510 | 6,980 | 5 |
| 15 | परभणी | 9,506 | 2,362 | 1,226 | 1,733 | 2,140 | 18,578 | 4,086 | 30 |
| 16 | बीड | 5,987 | 1,035 | 884 | 1,158 | 1,933 | 11,932 | 3,328 | .. |
| 17 | नांदेड | 8,345 | 2,410 | 1,374 | 1,875 | 2,897 | 18,360 | 4,434 | .. |
| 18 | उस्मानाबाद | 9,348 | 1,975 | 1,115 | 2,557 | 2,748 | 19,293 | 3,553 | 10 |
| 19 | बुलढाणा | 6,992 | 1,381 | 1,101 | 1,550 | 2,089 | 14,523 | 4,132 | .. |
| 20 | अकोला | 10,093 | 2,770 | 1,785 | 2,031 | 3,396 | 22,386 | 9,952 | 5 |
| 21 | अमरावती | 11,600 | 2,091 | 2,519 | 2,709 | 3,429 | 24,392 | 9,265 | .. |
| 22 | यवतमाळ | 9,241 | 1,554 | 1,435 | 1,624 | 2,589 | 17,725 | 4,683 | .. |
| 23 | वर्धा | 5,212 | 966 | 865 | 910 | 1,361 | 10,286 | 4,799 | 40 |
| 24 | नागपूर | 20,904 | 5,260 | 3,953 | 6,932 | 6,575 | 46,731 | 29,757 | 5 |
| 25 | भंडारा | 8,626 | 1,739 | 1,367 | 1,800 | 3,018 | 17,485 | 7,070 | 40 |
| 26 | चंद्रपूर | 7,787 | 1,310 | 1,070 | 1,155 | 2,104 | 15,281 | 5,474 | 20 |
| महाराष्ट्र राज्य | | 4,17,015 | 99,799 | 86,066 | 1,50,766 | 1,69,014 | 10,11,639 | 4,13,905 | 55,591 |

.11 (2.4)— contd.

| साठवण व दळणवळण Storage and communications | | | | वित्त विमा, स्यावर आणि व्यावसायिक सेवा Financing insurance, real estate and business service | | | |
|--|---|--|-------------------------------|---|--|--|--------------------------|
| हवाई वाहतूक Air transport | वाहतुकीस संलग्न सेवा Services incidental to transport | वखार व साठवण गृहे Storage and warehousing | दळणवळण Communica- tions | एकूण Total | बँक आणि तत्सम वित्त संस्था Banking and similar type of financial institutions | भविष्य निर्वाह आणि विमा Providents and insurance | District |
| (56) | (57) | (58) | (59) | (60) | (61) | (62) | (2) |
| 11,721 | 5,611 | 3,715 | 24,280 | 2,36,899 | 41,426 | 14,385 | Greater Bombay |
| 360 | 175 | 359 | 4,281 | 36,284 | 4,826 | 1,165 | Thane |
| .. | 61 | 365 | 883 | 8,545 | 1,190 | 80 | Raigad |
| 10 | 20 | 145 | 1,889 | 10,867 | 1,250 | 100 | Ratnagiri |
| 135 | 25 | 105 | 2,100 | 21,925 | 2,841 | 435 | Nashik |
| .. | 5 | 139 | 965 | 8,093 | 2,166 | 80 | Dhule |
| 5 | 34 | 30 | 2,173 | 20,540 | 2,864 | 244 | Jalgaon |
| .. | 41 | 26 | 1,727 | 9,550 | 1,670 | 110 | Ahmednagar |
| 385 | 210 | 1,111 | 5,265 | 42,652 | 6,145 | 1,090 | Pune |
| 10 | 40 | 80 | 1,371 | 11,056 | 2,043 | 630 | Satara |
| .. | 5 | 105 | 1,167 | 10,546 | 2,363 | 85 | Sangli |
| .. | 10 | 185 | 1,638 | 17,958 | 2,987 | 190 | Solapur |
| 15 | 10 | 115 | 1,402 | 11,422 | 3,901 | 210 | Kolhapur |
| 79 | 37 | 57 | 991 | 8,149 | 2,147 | 55 | Aurangabad |
| .. | .. | 45 | 575 | 4,736 | 860 | 100 | Parbhani |
| 10 | .. | 40 | 525 | 3,903 | 1,074 | 40 | Beed |
| .. | 20 | 90 | 607 | 5,151 | 1,406 | 60 | Nanded |
| .. | .. | 50 | 817 | 4,430 | 1,680 | 20 | Osmanabad |
| .. | 21 | 86 | 573 | 4,812 | 1,236 | 65 | Buldana |
| 166 | 75 | 30 | 1,217 | 11,445 | 1,794 | 160 | Akola |
| 10 | 110 | 100 | 1,209 | 10,694 | 1,657 | 130 | Amravati |
| .. | 5 | 50 | 760 | 5,498 | 942 | 75 | Yavatmal |
| 45 | 10 | 415 | 489 | 5,798 | 700 | 45 | Wardha |
| 510 | 20 | 415 | 4,597 | 35,304 | 3,964 | 1,185 | Nagpur |
| .. | 5 | 180 | 802 | 8,097 | 900 | 75 | Bhandara |
| .. | 10 | 60 | 668 | 6,232 | 940 | 25 | Chandrapur |
| 13,461 | 6,560 | 8,098 | 62,971 | 5,60,586 | 94,972 | 20,839 | Maharashtra State |

| | | वित्त विमा/स्वावर, व्यावसायिक सेवा Financing insurance, real estate and business services | | | सामूहिक, सामाजिक Community, social and | | | |
|-----------------------------|---------------|---|---------------------------|---------------|---|-----------------------------------|--|---|
| अनुक्रमांक Serial No. | जिल्हा (2) | स्वावर | कायदेविषयक | एकूण Total | सार्वजनिक | सफाई सेवा Sanitary services | शिक्षण आरंभ | वैद्यकीय आणि आरोग्य सेवा Medical and health services |
| | | मालमत्ता आणि व्याव- सायिक सेवा Real estate and business services | सेवा Legal services | | प्रशासन आणि संरक्षण सेवा Public administra- tion and defence services | | आणि संशो- धन सेवा Education, scientific and research services | |
| (1) | (2) | (63) | (64) | (65) | (66) | (67) | (68) | (69) |
| 1 | बृहन्मुंबई | 61,705 | 5,060 | 1,22,576 | 1,30,583 | 11,648 | 59,572 | 36,680 |
| 2 | ठाणे | 2,965 | 350 | 9,306 | 23,390 | 2,030 | 14,897 | 4,715 |
| 3 | रायगड | 314 | 110 | 1,694 | 9,701 | 230 | 8,350 | 1,871 |
| 4 | रत्नागिरी | 385 | 110 | 1,845 | 16,773 | 640 | 12,746 | 2,254 |
| 5 | नाशिक | 1,360 | 310 | 4,946 | 26,566 | 1,753 | 15,375 | 3,433 |
| 6 | पुणे | 754 | 219 | 3,219 | 11,257 | 976 | 9,617 | 2,248 |
| 7 | जळगाव | 810 | 240 | 4,158 | 14,289 | 1,726 | 15,174 | 3,078 |
| 8 | अहमदनगर | 1,871 | 345 | 3,996 | 22,627 | 335 | 16,241 | 2,801 |
| 9 | पुणे | 2,565 | 755 | 10,555 | 79,351 | 4,236 | 30,954 | 10,382 |
| 10 | सातारा | 495 | 285 | 3,453 | 17,801 | 661 | 12,746 | 2,112 |
| 11 | सांगली | 1,113 | 244 | 3,805 | 12,353 | 1,074 | 11,620 | 2,710 |
| 12 | सोलापूर | 2,180 | 485 | 5,842 | 14,713 | 1,955 | 13,820 | 3,925 |
| 13 | कोल्हापूर | 1,830 | 265 | 6,206 | 16,389 | 1,670 | 12,783 | 3,091 |
| 14 | औरंगाबाद | 1,235 | 355 | 3,792 | 17,717 | 700 | 11,978 | 2,945 |
| 15 | परभणी | 965 | 270 | 2,195 | 9,472 | 310 | 6,936 | 1,525 |
| 16 | बीड | 609 | 230 | 1,953 | 6,564 | 155 | 6,611 | 1,607 |
| 17 | नांदेड | 810 | 145 | 2,421 | 7,204 | 390 | 8,120 | 1,645 |
| 18 | उस्मानाबाद | 1,090 | 235 | 3,025 | 9,907 | 275 | 11,351 | 1,954 |
| 19 | बुलढाणा | 910 | 175 | 2,386 | 9,341 | 696 | 8,611 | 1,767 |
| 20 | अकोला | 1,350 | 260 | 3,564 | 10,018 | 1,115 | 11,268 | 2,864 |
| 21 | अमरावती | 1,541 | 250 | 3,578 | 10,537 | 1,305 | 12,546 | 3,283 |
| 22 | यवतमाळ | 774 | 160 | 1,951 | 8,174 | 630 | 8,965 | 2,380 |
| 23 | वर्धा | 570 | 80 | 1,395 | 9,810 | 555 | 6,365 | 1,453 |
| 24 | नागपूर | 3,445 | 765 | 9,359 | 31,681 | 3,245 | 23,225 | 6,591 |
| 25 | भंडारा | 380 | 120 | 1,475 | 7,740 | 720 | 11,774 | 2,932 |
| 26 | चंद्रपूर | 250 | 125 | 1,340 | 13,245 | 440 | 9,187 | 2,235 |
| महाराष्ट्र राज्य | | 92,276 | 11,948 | 2,20,035 | 5,47,203 | 39,470 | 3,76,032 | 1,12,581 |

आधार :—भारताची जनगणना, १९७१, मालिका ११, भाग २ बी (२)
Source.—Census of India, 1971. Series 11. Part II-B (ii).

1.11 (2.4)—contd.

भाषि ब्यक्तिगत सेवा
personal services

| साधुहिक सेवा Community services | मनोरजनाच्या ब सांस्कृतिक सेवा Recreational and cultural services | ब्यक्तिगत सेवा Personal services | आंतरराष्ट्रीय व इतर अतिरिक्त प्रादेशिक संस्थांच्या सेवा International and other extra territorial bodies services | इतर अवर्गीकृत सेवा Services not elsewhere classified | एकूण Total | एकूण Total | District |
|---------------------------------------|--|--|--|--|---------------|---------------|-------------------|
| (70) | (71) | (72) | (73) | (74) | (75) | (76) | (2) |
| 11,109 | 21,377 | 1,21,788 | 340 | 41,776 | 4,34,873 | 21,92,468 | Greater Bombay |
| 2,225 | 1,245 | 9,306 | .. | 13,238 | 71,046 | 3,94,904 | Thane |
| 625 | 335 | 4,739 | .. | 2,050 | 27,901 | 1,12,155 | Raigad |
| 755 | 310 | 5,784 | .. | 2,094 | 41,356 | 1,36,215 | Ratnagiri |
| 2,365 | 790 | 7,856 | 5 | 7,495 | 65,638 | 2,51,365 | Nashik |
| 1,107 | 482 | 4,953 | 10 | 2,696 | 33,346 | 1,15,198 | Dhule |
| 1,373 | 1,222 | 7,040 | 5 | 3,568 | 47,475 | 1,73,071 | Jalgaon |
| 1,396 | 920 | 7,395 | 40 | 4,103 | 55,858 | 1,85,710 | Ahmadnagar |
| 3,275 | 2,985 | 18,673 | 15 | 8,185 | 1,57,996 | 4,94,924 | Pune |
| 905 | 605 | 4,782 | 10 | 1,415 | 41,037 | 1,38,200 | Satara |
| 714 | 631 | 4,588 | 10 | 614 | 34,314 | 1,30,116 | Sangli |
| 1,630 | 1,050 | 7,824 | 5 | 2,479 | 47,401 | 2,40,166 | Solapur |
| 1,231 | 1,175 | 5,783 | .. | 1,596 | 43,718 | 1,91,590 | Kolhapur |
| 1,281 | 685 | 7,244 | .. | 12,097 | 54,647 | 1,51,058 | Aurangabad |
| 1,040 | 640 | 4,466 | .. | 6,211 | 30,600 | 97,731 | Parbhani |
| 1,062 | 220 | 3,987 | .. | 3,805 | 24,011 | 72,209 | Beed |
| 842 | 275 | 5,052 | .. | 6,719 | 30,247 | 1,01,435 | Nanded |
| 800 | 365 | 4,541 | .. | 6,132 | 35,325 | 1,07,993 | Osmanabad |
| 893 | 355 | 3,903 | .. | 1,599 | 27,165 | 77,848 | Buldana |
| 1,095 | 700 | 5,379 | .. | 1,669 | 34,108 | 1,10,430 | Akola |
| 1,296 | 1,214 | 5,766 | 5 | 5,918 | 41,870 | 1,26,903 | Amravati |
| 926 | 586 | 5,608 | .. | 1,769 | 29,038 | 92,056 | Yavatmal |
| 495 | 485 | 3,115 | .. | 1,680 | 23,958 | 71,698 | Wardha |
| 2,656 | 2,189 | 12,605 | 5 | 10,063 | 92,360 | 3,43,956 | Nagpur |
| 1,141 | 1,055 | 5,529 | .. | 980 | 31,871 | 2,18,563 | Bhandara |
| 820 | 525 | 7,048 | .. | 5,087 | 38,587 | 1,31,729 | Chandrapur |
| 43,057 | 42,361 | 2,84,754 | 450 | 1,55,038 | 15,95,746 | 64,59,766 | Maharashtra State |

1. क्षेत्रफल आणि लोकसंख्या/AREA AND POPULATION

तक्ता क्रमांक/TABLE No. 1.12 (2-5)

वस्तुनिर्माण, प्रक्रिया सेवा व दुरुस्ती या उद्योगघंटात काम करणाऱ्यांचे घरगुती उद्योगघंटे व बिगर घरगुती उद्योगघंटे यानुसार वर्गीकरण
Distribution of workers in manufacturing, processing, servicing and repairs by household industry and non-household industry
जनगणना/Population Census 1971

| अनुक्रमांक Serial No. | विभाग | ग्रामीण नागरी एकूण | काम करणाऱ्यांची एकूण संख्या Total number of workers at work | | | घरगुती उद्योगघंटात काम करणारे Workers in household industry | | | बिगर घरगुती उद्योगघंटात काम करणारे Workers in non-household industry | | | Rural/ Urban Total | Division |
|-----------------------------|--|--------------------------|--|---------------|--------------------|--|---------------|--------------------|---|---------------|--------------------|--------------------------|---|
| | | | एकूण Total | पुरुष Male | स्त्रिया Female | एकूण Total | पुरुष Male | स्त्रिया Female | एकूण Total | पुरुष Male | स्त्रिया Female | | |
| (1) | (2) | (3) | (4) | (5) | (6) | (7) | (8) | (9) | (10) | (11) | (12) | (3) | (2) |
| 1 | अन्न पदार्थांचे उत्पादन | ग्र | 76,105 | 69,939 | 6,166 | 20,810 | 17,187 | 3,623 | 55,295 | 52,752 | 2,543 | R | Manufacture of food products. |
| | | ना | 82,139 | 76,406 | 5,733 | 7,575 | 6,355 | 1,220 | 74,564 | 70,051 | 4,513 | U | |
| | | ए | 1,58,244 | 1,46,345 | 11,899 | 28,385 | 23,542 | 4,843 | 1,29,859 | 1,22,803 | 7,056 | T | |
| 2 | पेये, तंबाखू व तंबाखूचे पदार्थांचे उत्पादन. | ग्र | 1,00,269 | 44,244 | 56,025 | 74,754 | 30,294 | 44,460 | 25,515 | 13,950 | 11,565 | R | Manufacture of beverages, tobacco and tobacco products. |
| | | ना | 59,859 | 25,536 | 34,323 | 17,710 | 5,130 | 12,580 | 42,149 | 20,406 | 21,743 | U | |
| | | ए | 1,60,128 | 69,780 | 90,348 | 92,464 | 35,424 | 57,040 | 67,664 | 34,356 | 33,303 | T | |
| 3 | सुती कापडाचे उत्पादन | ग्र | 51,061 | 45,585 | 5,476 | 17,358 | 12,703 | 4,655 | 33,703 | 82,882 | 821 | R | Manufacture of cotton textiles. |
| | | ना | 4,68,583 | 4,33,407 | 35,176 | 41,149 | 29,426 | 11,723 | 4,27,434 | 4,03,981 | 23,453 | U | |
| | | ए | 5,19,644 | 4,78,992 | 40,652 | 58,507 | 42,129 | 16,378 | 4,61,137 | 4,36,863 | 24,274 | T | |
| 4 | लोकरी, रेशमी व कृत्रीम तंतुच्या कापडाचे उत्पादन. | ग्र | 8,565 | 6,959 | 1,606 | 4,383 | 3,083 | 1,300 | 4,182 | 3,876 | 306 | R | Manufacture of wool, silk and synthetic fibre textiles. |
| | | ना | 36,591 | 34,752 | 1,839 | 1,102 | 997 | 105 | 35,489 | 33,755 | 1,734 | U | |
| | | ए | 45,156 | 41,711 | 3,445 | 5,485 | 4,080 | 1,405 | 39,671 | 37,631 | 2,040 | T | |
| 5 | अंबाळीच्या, तामाच्या व तंतुच्या कापडाचे उत्पादन. | ग्र | 210 | 181 | 29 | 161 | 141 | 20 | 49 | 40 | 9 | R | Manufacture of Jute, hemp and mesta textiles. |
| | | ना | 1,300 | 1,180 | 120 | 155 | 155 | 40 | 1,145 | 1,065 | 80 | U | |
| | | ए | 1,510 | 1,361 | 149 | 316 | 256 | 60 | 1,194 | 1,105 | 89 | T | |
| 6 | कापडाच्या वस्तूंचे उत्पादन (पादत्राणे सोडून सर्व बापराच्या वस्तू.) | ग्र | 96,452 | 82,769 | 13,683 | 73,621 | 61,991 | 11,630 | 22,831 | 20,778 | 2,053 | R | Manufacture of textile products (including wearing apparel other than footwear) |
| | | ना | 1,22,227 | 1,11,601 | 10,626 | 33,580 | 28,112 | 5,468 | 88,647 | 83,489 | 5,158 | U | |
| | | ए | 2,18,679 | 1,94,370 | 24,309 | 1,07,201 | 90,103 | 17,098 | 1,11,478 | 1,04,267 | 7,211 | T | |
| 7 | लाकूट आणि लाकडाच्या वस्तू, फर्निचर वगैरे यांचे उत्पादन. | ग्र | 1,06,922 | 93,240 | 13,682 | 84,969 | 71,926 | 13,043 | 21,953 | 21,314 | 1,639 | R | Manufacture of wood and wood products, furnitures and fixtures. |
| | | ना | 85,871 | 81,069 | 4,802 | 21,060 | 17,333 | 3,727 | 64,811 | 63,736 | 1,075 | U | |
| | | ए | 1,92,793 | 1,74,309 | 18,484 | 1,06,029 | 89,259 | 16,770 | 86,764 | 85,050 | 1,714 | T | |

| | | | | | | | | | | | | | |
|----|--|------|----------|----------|--------|--------|--------|--------|----------|----------|--------|-------------|---|
| 8 | कोंगद, कागदनिष्ठा वस्तू, मुद्रण, प्रकाशन आणि तत्सम उद्योग. | ग्रा | 7,140 | 6,956 | 184 | 150 | 120 | 30 | 6,990 | 6,836 | 154 | R U T | Manufacture of paper and paper products and printing, publishing & allied industries. |
| | | ना | 75,045 | 72,763 | 2,282 | 1,235 | 1,095 | 140 | 73,810 | 71,668 | 2,142 | | |
| | | ए | 82,185 | 79,719 | 2,466 | 1,385 | 1,215 | 170 | 80,800 | 78,504 | 2,296 | | |
| 9 | कातडी, कातड्याच्या भाणि केसाळ कातड्याच्या वस्तूंचे उत्पादन (दुरुस्ती सोडून). | ग्रा | 30,817 | 29,325 | 1,492 | 25,524 | 24,170 | 1,354 | 5,293 | 5,155 | 138 | R U T | Manufacture of leather and leather and fur products (except repair). |
| | | ना | 24,266 | 23,266 | 1,000 | 8,046 | 7,621 | 425 | 16,220 | 15,645 | 575 | | |
| | | ए | 55,083 | 52,591 | 2,492 | 33,570 | 31,791 | 1,779 | 21,513 | 20,800 | 713 | | |
| 10 | रबर, प्लॅस्टीक, पेट्रोलियम व दगडी कोळसा यांच्या पदार्थांचे उत्पादन. | ग्रा | 2,884 | 2,689 | 215 | 50 | 50 | .. | 2,834 | 2,619 | 215 | R U T | Manufacture of rubber, plastic, petroleum and coal products. |
| | | ना | 50,132 | 46,320 | 3,812 | 575 | 550 | 25 | 49,557 | 45,770 | 3,787 | | |
| | | ए | 53,016 | 48,989 | 4,027 | 625 | 600 | 25 | 52,391 | 48,389 | 4,002 | | |
| 11 | रसायने, रासायनिक पदार्थांचे उत्पादन (पेट्रोलियम व दगडी कोळसा यांचे उत्पादन सोडून). | ग्रा | 18,560 | 18,279 | 281 | 284 | 232 | 52 | 18,276 | 18,047 | 229 | R U T | Manufacture of chemicals and chemical products (except products of petroleum and coal). |
| | | ना | 1,18,313 | 1,08,149 | 10,164 | 695 | 635 | 60 | 1,17,618 | 1,07,514 | 10,104 | | |
| | | ए | 1,36,873 | 1,26,428 | 10,445 | 979 | 867 | 112 | 1,35,894 | 1,25,561 | 10,333 | | |
| 12 | अधातू खनिज पदार्थांचे उत्पादन | ग्रा | 59,336 | 44,188 | 16,148 | 34,829 | 24,606 | 10,223 | 25,507 | 19,582 | 5,925 | R U T | Manufacture of non-metallic mineral products. |
| | | ना | 53,896 | 43,241 | 9,655 | 6,191 | 4,275 | 1,916 | 46,705 | 38,966 | 7,739 | | |
| | | ए | 1,13,232 | 87,429 | 25,803 | 41,020 | 28,881 | 12,139 | 72,212 | 58,548 | 13,664 | | |
| 13 | मूलभूत धातू व मिश्रधातू यांचे उत्पादन. | ग्रा | 6,524 | 6,303 | 221 | 673 | 541 | 132 | 5,851 | 5,762 | 89 | R U T | Basic metal and alloys industries. |
| | | ना | 33,788 | 33,178 | 610 | 80 | 65 | 15 | 33,708 | 33,113 | 595 | | |
| | | ए | 40,312 | 39,481 | 831 | 753 | 606 | 147 | 39,559 | 38,875 | 684 | | |
| 14 | धातूंच्या वस्तू व सुटे भाग यांचे उत्पादन (यंत्रे व परिवहन सामुग्री सोडून). | ग्रा | 4,225 | 32,369 | 1,856 | 24,725 | 23,273 | 1,452 | 9,500 | 9,096 | 404 | R U T | Manufacture of metal products and parts except machinery and transport equipment. |
| | | ना | 88,320 | 85,750 | 2,570 | 7,995 | 7,530 | 465 | 80,325 | 78,220 | 2,105 | | |
| | | ए | 1,22,545 | 1,18,119 | 4,426 | 32,720 | 30,803 | 1,917 | 89,825 | 87,316 | 2,509 | | |
| 15 | यंत्र सामुग्री, यांत्रिक अवजारे आणि सुटे भाग यांचे उत्पादन (विद्युत यंत्र सामुग्री सोडून). | ग्रा | 12,696 | 12,623 | 73 | 1,340 | 1,330 | 10 | 11,356 | 11,293 | 63 | R U T | Manufacture of machinery, machine tools and parts except electrical machinery. |
| | | ना | 1,00,043 | 97,476 | 2,567 | 655 | 645 | 10 | 99,388 | 96,831 | 2,557 | | |
| | | ए | 1,12,739 | 1,10,099 | 2,640 | 1,995 | 1,975 | 20 | 1,10,744 | 1,08,124 | 2,620 | | |
| 16 | विद्युत यंत्र सामुग्री, साधने, उपकरणे, पुरवठा व सुटे भाग. | ग्रा | 4,931 | 4,680 | 251 | .. | .. | .. | 4,931 | 4,680 | 251 | R U T | Manufacture of electrical machinery, apparatus, appliances and supplies and parts. |
| | | ना | 72,082 | 65,270 | 6,812 | .. | .. | .. | 72,082 | 65,270 | 6,812 | | |
| | | ए | 77,013 | 69,950 | 7,063 | .. | .. | .. | 77,013 | 69,950 | 7,063 | | |
| 17 | परिवहन सामुग्री व सुटे भाग यांचे उत्पादन. | ग्रा | 4,569 | 4,539 | 30 | 560 | 40 | 20 | 4,009 | 3,999 | 10 | R U T | Manufacture of transport equipment and parts. |
| | | ना | 69,041 | 67,821 | 1,220 | 395 | 395 | .. | 68,646 | 67,426 | 1,220 | | |
| | | ए | 73,610 | 72,360 | 1,250 | 955 | 935 | 20 | 72,655 | 71,425 | 1,230 | | |

तबता क्रमांक/TABLE No. 1.12 (2.5)—contd.

| (1) | (2) | (3) | (4) | (5) | (6) | (7) | (8) | (9) | (10) | (11) | (12) | (3) | (2) |
|------|---------------------|------|-----------|-----------|----------|----------|----------|----------|-----------|-----------|----------|-----|---------------------------------|
| 18 | इतर उत्पादक कारखाने | ग्रा | 33,858 | 26,027 | 7,831 | 21,574 | 14,514 | 7,060 | 12,284 | 11,513 | 772 | R | Other manufacturing industries. |
| | | ना | 75,164 | 68,854 | 6,310 | 12,422 | 11,014 | 1,408 | 62,742 | 57,840 | 4,902 | U | |
| | | ए | 1,09,022 | 94,881 | 14,141 | 33,996 | 25,528 | 8,468 | 75,026 | 69,353 | 5,673 | T | |
| 19 | दुरुस्ती | ग्रा | 24,922 | 24,386 | 536 | 10,337 | 10,003 | 334 | 14,585 | 14,383 | 202 | R | Repairs |
| | | ना | 98,527 | 97,757 | 770 | 6,605 | 6,415 | 190 | 91,922 | 91,342 | 580 | U | |
| | | ए | 1,23,449 | 1,22,143 | 1,306 | 16,942 | 16,418 | 524 | 1,06,507 | 1,05,725 | 782 | T | |
| एकूण | | ग्रा | 6,81,046 | 5,55,261 | 1,25,785 | 3,96,102 | 2,96,709 | 99,398 | 2,84,944 | 2,58,557 | 26,387 | R | Total |
| | | ना | 17,14,187 | 15,73,796 | 1,40,391 | 1,67,225 | 1,27,703 | 39,517 | 15,46,962 | 14,46,088 | 1,00,874 | U | |
| | | ए | 23,95,233 | 21,29,057 | 2,66,176 | 5,63,327 | 4,24,412 | 1,38,915 | 18,31,906 | 17,04,645 | 1,27,261 | T | |

आधार: भारतीय जनगणना, १९७१, मालिका ११, भाग दोन-ब (दोन).

Source: Census of India 1971, Series 11, Part II-B (ii).

1. क्षेत्रफल आणि लोकसंख्या/AREA AND POPULATION

तक्ता क्रमांक/TABLE No. 1-13 (2.6)

बिगर घरगुती उद्योगधंदे, व्यापार, व्यवसाय किंवा सेवा हा प्रमुख व्यवसाय असणाऱ्यांचे लिंग व कामाच्या प्रकारानुसार व उद्योगधंद्यानुसार वर्गीकरण
Industrial classification by sex and class of workers of persons at work in non-household industry, trade, business, profession or services and main activity
जनगणना/Population Census 1971

काम करणाऱ्यांचा वर्ग/Class of workers

| क्रमांक Serial No. | जिल्हा (2) | ग्रामीण नागरी एकूण (3) | एकूण Total | | मालक Employer | | कामगार Employee | | एकटा काम करणारा Single worker | | कौटुंबिक कामगार Family worker | | Rural Urban Total (3) | District (2) |
|-----------------------|---------------|---------------------------------|----------------------|---------------------------|----------------------|---------------------------|----------------------|---------------------------|----------------------------------|----------------------------|----------------------------------|----------------------------|--------------------------------|-----------------|
| | | | पुरुष Male (4) | स्त्रिया Female (5) | पुरुष Male (6) | स्त्रिया Female (7) | पुरुष Male (8) | स्त्रिया Female (9) | पुरुष Male (10) | स्त्रिया Female (11) | पुरुष Male (12) | स्त्रिया Female (13) | | |
| 1 | बृहन्मंबई | ग्रा | .. | .. | .. | .. | .. | .. | .. | .. | .. | .. | R | Greater Bombay |
| | | ना | 19,76,190 | 1,87,136 | 1,19,509 | 3,721 | 16,10,662 | 1,66,092 | 2,15,795 | 15,024 | 30,224 | 2,299 | U | |
| | | ए | 19,76,190 | 1,87,136 | 1,19,509 | 3,721 | 16,10,662 | 1,66,092 | 2,15,795 | 15,024 | 30,224 | 2,299 | T | |
| 2 | ठाणे | ग्रा | 1,16,869 | 11,887 | 4,809 | 603 | 91,638 | 8,604 | 14,825 | 1,997 | 5,597 | 683 | R | Thane |
| | | ना | 2,32,062 | 22,638 | 15,615 | 274 | 1,88,719 | 18,905 | 22,328 | 1,888 | 5,400 | 1,571 | U | |
| | | ए | 3,48,931 | 34,525 | 20,424 | 877 | 2,80,357 | 27,509 | 37,153 | 3,885 | 10,997 | 2,254 | T | |
| 3 | रायगड | ग्रा | 58,188 | 8,050 | 2,692 | 130 | 39,814 | 3,591 | 11,481 | 2,786 | 4,201 | 1,543 | R | Raigad |
| | | ना | 34,157 | 5,020 | 2,462 | 65 | 23,720 | 3,305 | 5,184 | 777 | 2,791 | 873 | U | |
| | | ए | 92,345 | 13,070 | 5,154 | 195 | 63,534 | 6,896 | 16,665 | 3,563 | 6,992 | 2,416 | T | |
| 4 | रत्नागिरी | ग्रा | 77,563 | 11,737 | 3,849 | 320 | 53,016 | 5,853 | 16,004 | 3,061 | 4,694 | 2,503 | R | Ratnagiri |
| | | ना | 30,269 | 5,291 | 2,210 | 80 | 20,677 | 3,314 | 5,462 | 1,004 | 1,920 | 893 | U | |
| | | ए | 1,07,832 | 17,028 | 6,059 | 400 | 73,693 | 9,167 | 21,466 | 4,065 | 6,614 | 3,396 | T | |
| 5 | नाशिक | ग्रा | 66,244 | 8,539 | 2,209 | 172 | 44,929 | 5,756 | 13,475 | 1,529 | 5,631 | 1,082 | R | Nashik |
| | | ना | 1,36,751 | 19,318 | 10,536 | 370 | 1,02,542 | 14,447 | 19,003 | 3,688 | 4,670 | 813 | U | |
| | | ए | 2,02,995 | 27,857 | 12,745 | 542 | 1,47,471 | 20,203 | 32,478 | 5,217 | 10,301 | 1,895 | T | |
| 6 | डुळे | ग्रा | 39,932 | 3,552 | 3,319 | 71 | 22,637 | 1,852 | 10,432 | 836 | 3,544 | 793 | R | Dhule |
| | | ना | 50,559 | 5,533 | 4,015 | 160 | 33,361 | 3,889 | 10,438 | 1,109 | 2,745 | 375 | U | |
| | | ए | 90,491 | 9,085 | 7,334 | 231 | 55,998 | 5,741 | 20,870 | 1,945 | 6,289 | 1,168 | T | |
| 7 | जळगाव | ग्रा | 56,239 | 5,067 | 1,786 | 131 | 33,396 | 2,318 | 17,416 | 1,913 | 3,641 | 705 | R | Jalgaon |
| | | ना | 84,058 | 5,914 | 5,805 | 90 | 58,356 | 4,399 | 15,752 | 1,075 | 4,145 | 350 | U | |
| | | ए | 1,40,297 | 10,981 | 7,591 | 221 | 91,752 | 6,717 | 33,168 | 2,988 | 7,786 | 1,055 | T | |
| 8 | अहमदनगर | ग्रा | 83,999 | 11,645 | 3,166 | 170 | 54,239 | 7,538 | 20,414 | 2,585 | 6,180 | 1,352 | R | Ahmadnagar |
| | | ना | 55,271 | 8,058 | 4,470 | 90 | 39,246 | 6,440 | 9,015 | 1,154 | 2,540 | 374 | U | |
| | | ए | 1,39,270 | 19,703 | 7,636 | 260 | 93,485 | 13,978 | 29,429 | 3,739 | 8,720 | 1,726 | T | |

तक्ता क्रमांक/TABLE No. 1.13 (2.6)—contd.

| (1) | (2) | (3) | (4) | (5) | (6) | (7) | (8) | (9) | (10) | (11) | (12) | (13) | (3) | (2) |
|-----|------------|-----|----------|--------|--------|-------|----------|--------|--------|-------|--------|-------|-----|------------|
| 9 | पुणे | आ | 96,114 | 8,564 | 3,279 | 260 | 68,055 | 4,548 | 18,113 | 2,035 | 6,667 | 1,721 | R | Pune |
| | | ना | 3,27,339 | 40,423 | 19,455 | 780 | 2,63,143 | 32,994 | 36,136 | 5,514 | 8,605 | 1,135 | U | |
| | | ए | 4,23,453 | 48,987 | 22,734 | 1,040 | 3,31,198 | 37,542 | 54,249 | 7,549 | 15,272 | 2,856 | T | |
| 10 | सातारा | आ | 68,765 | 6,389 | 1,649 | 90 | 47,006 | 3,472 | 15,173 | 1,661 | 4,937 | 1,166 | R | Satara |
| | | ना | 41,589 | 4,802 | 2,605 | 55 | 29,177 | 3,411 | 7,499 | 1,102 | 2,308 | 234 | U | |
| | | ए | 1,10,354 | 11,191 | 4,254 | 145 | 76,183 | 6,883 | 22,672 | 2,763 | 7,245 | 1,400 | T | |
| 11 | सांगली | आ | 54,473 | 3,917 | 1,564 | 40 | 34,265 | 1,837 | 12,504 | 1,075 | 6,140 | 965 | R | Sangli |
| | | ना | 51,179 | 4,440 | 3,390 | 85 | 32,449 | 3,208 | 12,080 | 894 | 3,260 | 253 | U | |
| | | ए | 1,05,652 | 8,357 | 4,954 | 125 | 66,714 | 5,045 | 24,584 | 1,969 | 9,400 | 1,218 | T | |
| 12 | सोलापूर | आ | 66,271 | 5,497 | 2,172 | 215 | 36,805 | 2,485 | 18,728 | 1,537 | 8,566 | 1,260 | R | Solapur |
| | | ना | 1,20,351 | 20,729 | 8,674 | 255 | 89,165 | 17,595 | 18,132 | 2,370 | 4,380 | 509 | U | |
| | | ए | 1,86,622 | 26,226 | 10,846 | 470 | 1,25,970 | 20,080 | 36,860 | 3,907 | 12,946 | 1,769 | T | |
| 13 | कोल्हापूर | आ | 65,170 | 3,427 | 2,678 | 99 | 44,303 | 1,679 | 12,786 | 817 | 5,403 | 832 | R | Kolhapur |
| | | ना | 91,762 | 6,950 | 8,228 | 175 | 64,980 | 5,384 | 14,339 | 1,061 | 4,215 | 330 | U | |
| | | ए | 1,56,932 | 10,377 | 10,906 | 274 | 1,09,283 | 7,063 | 27,125 | 1,878 | 9,618 | 1,162 | T | |
| 14 | औरंगाबाद | आ | 47,622 | 6,575 | 2,409 | 120 | 25,490 | 3,503 | 16,419 | 2,341 | 3,304 | 611 | R | Aurangabad |
| | | ना | 66,787 | 6,912 | 5,105 | 70 | 46,252 | 5,198 | 14,095 | 1,524 | 1,335 | 120 | U | |
| | | ए | 1,14,409 | 13,487 | 7,514 | 190 | 71,742 | 8,701 | 30,514 | 3,865 | 4,639 | 731 | T | |
| 15 | परभणी | आ | 33,526 | 2,877 | 1,080 | 22 | 17,767 | 1,864 | 11,180 | 807 | 3,499 | 184 | R | Parbhani |
| | | ना | 41,402 | 3,488 | 3,220 | 45 | 25,237 | 2,283 | 11,250 | 945 | 1,695 | 215 | U | |
| | | ए | 74,928 | 6,365 | 4,300 | 67 | 43,004 | 4,147 | 22,430 | 1,752 | 5,194 | 399 | T | |
| 16 | बीड | आ | 28,835 | 2,397 | 949 | 47 | 15,603 | 752 | 9,678 | 1,270 | 2,605 | 328 | R | Beed |
| | | ना | 24,644 | 2,227 | 2,080 | 50 | 15,194 | 1,370 | 6,465 | 621 | 905 | 186 | U | |
| | | ए | 53,479 | 4,624 | 3,029 | 97 | 30,797 | 2,122 | 16,143 | 1,891 | 3,510 | 514 | T | |
| 17 | नांदेड | आ | 38,400 | 3,060 | 2,210 | 124 | 19,042 | 954 | 14,348 | 1,248 | 2,800 | 734 | R | Nanded |
| | | ना | 42,505 | 3,262 | 4,040 | 84 | 28,365 | 2,331 | 8,560 | 675 | 1,540 | 172 | U | |
| | | ए | 80,905 | 6,322 | 6,250 | 208 | 47,407 | 3,285 | 22,908 | 1,923 | 4,340 | 906 | T | |
| 18 | उस्मानाबाद | आ | 50,380 | 3,077 | 2,390 | 144 | 25,383 | 1,410 | 18,266 | 939 | 4,341 | 584 | R | Osmanabad |
| | | ना | 37,937 | 3,016 | 3,760 | 90 | 24,331 | 2,216 | 9,016 | 655 | 830 | 55 | U | |
| | | ए | 88,317 | 6,093 | 6,150 | 234 | 49,714 | 3,626 | 27,282 | 1,594 | 5,171 | 639 | T | |
| 19 | बुलढाणा | आ | 29,157 | 2,035 | 671 | 9 | 16,046 | 939 | 10,200 | 679 | 2,240 | 408 | R | Buldana |
| | | ना | 33,645 | 2,380 | 2,504 | 50 | 19,499 | 1,662 | 9,457 | 493 | 2,185 | 175 | U | |
| | | ए | 62,802 | 4,415 | 3,175 | 59 | 35,545 | 2,601 | 19,657 | 1,172 | 4,425 | 583 | T | |

| | | | | | | | | | | | | | | |
|------------------|-----------|----------|-----------|----------|-----------|----------|----------|--------|----------|--------|----------|--------|---|-------------------|
| 20 | अकोला | श | 32,904 | 2,989 | 1,399 | 10 | 20,479 | 1,813 | 9,848 | 970 | 1,178 | 196 | R | Akola |
| | | न | 60,688 | 4,618 | 3,850 | 75 | 36,520 | 3,562 | 17,098 | 760 | 3,220 | 221 | U | |
| | | ए | 93,592 | 7,607 | 5,249 | 85 | 56,999 | 5,375 | 26,946 | 1,730 | 4,398 | 417 | T | |
| 21 | अमरावती | श | 34,086 | 3,185 | 1,570 | 72 | 18,672 | 1,871 | 11,794 | 796 | 2,050 | 446 | R | Amravati |
| | | न | 70,911 | 6,398 | 4,165 | 70 | 41,698 | 4,723 | 21,218 | 1,260 | 3,830 | 345 | U | |
| | | ए | 1,04,997 | 9,583 | 5,735 | 142 | 60,370 | 6,594 | 33,012 | 2,056 | 5,880 | 791 | T | |
| 22 | यवतमा | श | 36,990 | 3,843 | 935 | 75 | 19,198 | 1,953 | 14,448 | 1,072 | 2,409 | 743 | R | Yavatmal |
| | | न | 35,299 | 3,987 | 2,600 | 30 | 21,368 | 2,750 | 9,331 | 1,012 | 2,000 | 195 | U | |
| | | ए | 72,289 | 7,830 | 3,535 | 105 | 40,566 | 4,703 | 23,779 | 2,084 | 4,409 | 938 | T | |
| 23 | वर्धा | श | 23,395 | 2,464 | 689 | 30 | 13,779 | 1,316 | 7,376 | 722 | 1,551 | 396 | R | Wardha |
| | | न | 34,781 | 3,585 | 1,845 | 70 | 24,155 | 2,380 | 7,491 | 1,010 | 1,290 | 125 | U | |
| | | ए | 58,176 | 6,049 | 2,534 | 100 | 37,934 | 3,696 | 14,867 | 1,732 | 2,841 | 521 | T | |
| 24 | नागपूर | श | 48,126 | 8,206 | 870 | 40 | 30,640 | 5,439 | 13,644 | 2,077 | 2,972 | 650 | R | Nagpur |
| | | न | 2,09,495 | 28,418 | 11,865 | 280 | 1,48,137 | 20,663 | 43,878 | 6,464 | 5,615 | 1,011 | U | |
| | | ए | 2,57,621 | 36,624 | 12,735 | 320 | 1,78,777 | 26,102 | 57,522 | 8,541 | 8,587 | 1,661 | T | |
| 25 | भंडारा | श | 59,680 | 13,320 | 1,280 | 30 | 33,894 | 9,474 | 19,293 | 2,528 | 5,213 | 1,288 | R | Bhandara |
| | | न | 32,477 | 4,638 | 2,060 | 30 | 19,338 | 2,789 | 10,004 | 1,629 | 1,075 | 190 | U | |
| | | ए | 92,157 | 17,958 | 3,340 | 60 | 53,232 | 12,263 | 29,297 | 4,157 | 6,288 | 1,478 | T | |
| 26 | चंद्रपूर | श | 61,798 | 7,671 | 1,950 | 120 | 33,072 | 3,334 | 21,443 | 3,248 | 5,327 | 969 | R | Chandrapur |
| | | न | 36,320 | 4,134 | 1,575 | 30 | 27,125 | 2,892 | 6,505 | 991 | 1,115 | 221 | U | |
| | | ए | 98,118 | 11,805 | 3,531 | 150 | 60,197 | 6,226 | 27,948 | 4,239 | 6,442 | 1,190 | T | |
| महाराष्ट्र राज्य | | श | 13,74,726 | 1,49,970 | 51,580 | 3,144 | 8,59,168 | 84,155 | 3,59,288 | 40,529 | 1,04,690 | 22,142 | R | Maharashtra State |
| न | 39,58,428 | 4,13,315 | 2,55,643 | 7,174 | 30,33,416 | 3,38,202 | 5,65,531 | 54,699 | 1,03,838 | 13,240 | U | | | |
| ए | 53,33,154 | 5,63,285 | 3,07,223 | 10,318 | 38,92,584 | 4,22,357 | 9,24,819 | 95,228 | 2,08,528 | 35,382 | T | | | |

साधर : भारतीय जनगणना, १९७१, मालिका ११, भाग दोन-ब (दोन)
 Sour. # 1: Census of India 1971, Series 11, Part II-B (ii).

1. क्षेत्रकळ आणि लोकसंख्या/

तक्ता क्रमांक/

काम करणाऱ्या व काम न करणाऱ्या स्त्रियांचे प्रमुख व्यवसाय व वयोगटानुसार वर्गीकरण/

जनगणना/

काम करणाऱ्यांचा वर्ग/

| वयोगट Age-group | ग्रामीण नागरी एकूण | एकूण लोकसंख्या Total population | एकूण काम करणारे Total workers | शेतकरी Cultivators | शेतमजूर Agricultural labourers | पशुसंवर्धन, जंगलकाम, मच्छीमारी, शिकार, मळे, फळवागा आणि अनुषंगिक व्यवसाय Livestock, forestry, fishing, hunt- ing and plantations, orchards and allied activities | खानकाम आणि दगडखानकाम Mining and quarrying |
|---------------------------------|--------------------------|---------------------------------------|-------------------------------------|-----------------------|--------------------------------------|---|--|
| (1) | (2) | (3) | (4) | (5) | (6) | (7) | (8) |
| 0-14 | भा | 73,49,542 | 3,60,910 | 98,485 | 2,40,677 | 5,429 | 432 |
| | ना | 28,31,413 | 20,432 | 476 | 6,603 | 313 | 119 |
| | ए | 1,01,80,955 | 3,81,342 | 98,961 | 2,47,280 | 5,742 | 551 |
| 15-19 | भा | 12,71,351 | 4,53,358 | 1,70,711 | 2,56,473 | 2,231 | 719 |
| | ना | 6,71,278 | 45,729 | 1,285 | 9,727 | 657 | 234 |
| | ए | 19,42,629 | 4,99,087 | 1,71,996 | 2,66,200 | 2,888 | 953 |
| 20-24 | भा | 13,11,902 | 5,25,721 | 2,02,365 | 2,87,344 | 2,177 | 957 |
| | ना | 6,96,225 | 87,145 | 1,813 | 11,042 | 799 | 310 |
| | ए | 20,08,127 | 6,12,866 | 2,04,178 | 2,98,386 | 2,976 | 1,267 |
| 25-29 | भा | 13,36,695 | 5,77,294 | 2,22,185 | 3,16,876 | 2,442 | 1,161 |
| | ना | 6,16,011 | 85,924 | 2,027 | 13,125 | 893 | 398 |
| | ए | 19,52,706 | 6,53,218 | 2,24,212 | 3,30,001 | 3,335 | 1,559 |
| 30-39 | भा | 22,25,480 | 10,15,056 | 3,96,111 | 5,59,547 | 4,498 | 1,814 |
| | ना | 9,51,684 | 1,53,935 | 5,097 | 28,635 | 1,640 | 1,008 |
| | ए | 31,77,164 | 11,68,991 | 4,01,208 | 5,88,182 | 6,138 | 2,822 |
| 40-49 | भा | 15,96,829 | 7,14,197 | 2,87,581 | 3,87,792 | 3,239 | 963 |
| | ना | 6,05,544 | 1,11,954 | 5,089 | 24,119 | 1,303 | 710 |
| | ए | 22,02,373 | 8,26,151 | 2,92,670 | 4,11,911 | 4,542 | 1,673 |
| 50-59 | भा | 10,31,589 | 3,66,296 | 1,46,296 | 2,01,345 | 1,742 | 368 |
| | ना | 3,55,395 | 56,138 | 3,496 | 13,374 | 701 | 320 |
| | ए | 13,86,984 | 4,22,434 | 1,49,792 | 2,14,719 | 2,443 | 688 |
| 60 आणि त्याहून अधिक/and above. | भा | 10,93,023 | 1,86,006 | 71,921 | 1,03,793 | 1,085 | 128 |
| | ना | 3,48,418 | 26,882 | 2,436 | 7,015 | 327 | 125 |
| | ए | 14,41,441 | 2,12,888 | 74,357 | 1,10,808 | 1,412 | 253 |
| वय दिले नाही/Age not specified. | भा | 2,593 | 199 | 75 | 92 | 3 | .. |
| | ना | 912 | 71 | 2 | 17 | .. | .. |
| | ए | 3,505 | 270 | 77 | 109 | 3 | .. |
| एकूण/Total .. | भा | 1,72,19,004 | 41,99,037 | 15,95,730 | 23,53,939 | 22,846 | 6,542 |
| | ना | 70,76,880 | 5,88,210 | 21,721 | 1,13,657 | 6,633 | 3,224 |
| | ए | 2,42,95,884 | 47,87,247 | 16,17,451 | 24,67,596 | 29,479 | 9,766 |

सं.सं.२.—भारतीय जनगणना, १९७१, मालिका ११, भाग दोन-ब (दोन).

AREA AND POPULATION

TABLE No. 1-14 (2-7)

Female workers and non-workers according to main activity classified by age-groups

Population Census 1971

| Class of workers | | बांधकाम Construction | व्यापार व वाणिज्य Trade and commerce | वाहतूक, साठवण, आणि दळणवळण Transport, storage and communications | इतर कामे Other services | काम न करणारे Non-workers | Rural Urban Total |
|---|--|-------------------------|---|---|----------------------------|-----------------------------|-------------------------|
| वस्तु निर्माण प्रक्रिया, सेवा व दुरुस्तीचे उद्योग घडे Manufacturing, processing, servicing and repairs | | | | | | | |
| (a) घरगुती उद्योगघडे Household industry | (b) घरगुती उद्योगघडे व्यतिरिक्त इतर उद्योगघडे Other than household industry | (11) | (12) | (13) | (14) | (15) | (2) |
| (9) | (10) | (11) | (12) | (13) | (14) | (15) | (2) |
| 8,541 | 2,232 | 1,460 | 552 | 197 | 2,905 | 69,88,632 | Rural |
| 1,841 | 3,397 | 857 | 605 | 325 | 5,896 | 28,10,981 | Urban |
| 10,382 | 5,629 | 2,317 | 1,157 | 522 | 8,801 | 97,99,613 | Total |
| 12,588 | 3,717 | 2,193 | 1,208 | 308 | 3,210 | 8,17,993 | Rural |
| 4,100 | 11,856 | 1,734 | 2,744 | 1,172 | 12,220 | 6,25,549 | Urban |
| 16,688 | 15,573 | 3,927 | 3,952 | 1,480 | 15,430 | 14,43,542 | Total |
| 13,524 | 4,310 | 2,832 | 1,559 | 477 | 10,176 | 7,86,181 | Rural |
| 5,308 | 19,334 | 2,723 | 7,883 | 3,900 | 34,033 | 6,09,080 | Urban |
| 18,832 | 23,644 | 5,555 | 9,442 | 4,377 | 44,209 | 13,95,261 | Total |
| 14,239 | 4,095 | 2,861 | 2,073 | 490 | 10,872 | 7,59,401 | Rural |
| 5,470 | 15,312 | 2,634 | 7,324 | 3,997 | 34,744 | 5,30,087 | Urban |
| 19,709 | 19,407 | 5,495 | 9,397 | 4,487 | 45,616 | 12,89,488 | Total |
| 23,676 | 6,305 | 4,028 | 5,001 | 633 | 13,443 | 12,10,424 | Rural |
| 10,383 | 24,722 | 4,491 | 13,439 | 6,160 | 58,360 | 7,97,749 | Urban |
| 34,059 | 31,027 | 8,519 | 18,440 | 6,793 | 71,803 | 20,08,173 | Total |
| 15,886 | 3,471 | 2,103 | 4,851 | 389 | 7,922 | 8,82,632 | Rural |
| 7,170 | 16,404 | 2,726 | 11,491 | 3,448 | 39,494 | 4,93,590 | Urban |
| 23,056 | 19,875 | 4,829 | 16,342 | 3,837 | 47,416 | 13,76,222 | Total |
| 7,127 | 1,581 | 868 | 2,903 | 166 | 3,900 | 6,65,293 | Rural |
| 3,357 | 7,227 | 1,089 | 6,676 | 1,401 | 18,497 | 2,99,257 | Urban |
| 10,484 | 8,808 | 1,957 | 9,579 | 1,567 | 22,397 | 9,64,550 | Total |
| 3,803 | 675 | 296 | 1,966 | 72 | 2,267 | 9,07,017 | Rural |
| 1,887 | 2,613 | 410 | 4,084 | 597 | 7,388 | 3,21,536 | Urban |
| 5,690 | 3,288 | 706 | 6,050 | 669 | 9,655 | 12,28,553 | Total |
| 14 | 1 | | 3 | .. | 11 | 2,394 | Rural |
| 1 | 9 | .. | 10 | 3 | 29 | 841 | Urban |
| 15 | 10 | .. | 13 | 3 | 40 | 3,235 | Total |
| 99,398 | 26,387 | 16,641 | 20,116 | 2,732 | 54,706 | 1,30,19,967 | Rural |
| 39,517 | 1,00,874 | 16,664 | 54,256 | 21,003 | 2,10,661 | 64,88,670 | Urban |
| 1,38,915 | 1,27,261 | 33,305 | 74,372 | 23,735 | 2,65,367 | 1,95,08,637 | Total |

Source : Census of India, 1971, Series 11, Part II-B (ii).

A-290—28.

1. क्षेत्रफल आणि लोकसंख्या/

तक्ता क्रमांक/

काम करणाऱ्या व काम न करणाऱ्या स्थितीचे प्रमुख व्यवसाय व वैवाहिक स्थितीनुसार वर्गीकरण/

बंगळुरा/

| वैवाहिक स्थिती | ग्रामीण नागरी एकूण | एकूण लोकसंख्या Total population | एकूण काम करणारे Total workers | शेतकरी Cultivators | शेतमजूर Agricultural labourers | पशु संवर्धन, जंगलकाम, मत्स्यमारी, शिकार, मळे, फळबागा वगैरे Livestock, forestry, fishing, hunting and plantations orchards and allied activities | साणकाम आणि दगड सापकाम Mining and quarrying | काम करणाऱ्यांचा वर्ग/ | |
|------------------------------------|--------------------|---------------------------------|-------------------------------|--------------------|--------------------------------|---|--|---|--|
| | | | | | | | | वस्तु निर्माण, प्रक्रिया, सेवा व दुरुस्तीचे उद्योगधंदे Manufacturing, processing, servicing and repairs | |
| | | | | | | | | (a) घरेलू उद्योगधंदे Household industry | (b) घरेलू उद्योगधंद्या-व्यतिरिक्त इतर उद्योगधंदे Other than household industry |
| (1) | (2) | (3) | (4) | (5) | (6) | (7) | (8) | (9) | (10) |
| 1. अविवाहित | आ | 76,98,645 | 4,58,479 | 1,40,325 | 2,79,582 | 6,609 | 685 | 13,201 | 4,189 |
| | ना | 34,65,752 | 1,13,702 | 981 | 9,578 | 1,122 | 302 | 4,457 | 26,498 |
| | ए | 1,11,64,397 | 5,72,181 | 1,41,306 | 2,89,160 | 7,731 | 987 | 17,658 | 30,687 |
| 2. विवाहित* | आ | 77,47,236 | 31,64,054 | 12,52,055 | 17,37,468 | 13,396 | 5,299 | 74,027 | 18,922 |
| | ना | 30,12,998 | 3,52,461 | 14,438 | 78,326 | 4,156 | 2,126 | 28,518 | 56,678 |
| | ए | 1,07,60,234 | 35,16,515 | 12,66,493 | 18,15,794 | 17,552 | 7,425 | 1,02,545 | 75,600 |
| 3. विधवा* | आ | 16,88,149 | 5,29,022 | 1,94,663 | 3,02,077 | 2,631 | 500 | 10,736 | 2,852 |
| | ना | 5,71,543 | 1,12,151 | 6,142 | 23,228 | 1,254 | 731 | 6,062 | 16,077 |
| | ए | 22,59,692 | 6,41,173 | 2,00,805 | 3,25,305 | 3,885 | 1,231 | 16,798 | 18,929 |
| 4. घटस्फोडिता* किंवा अलग रहाणाऱ्या | आ | 79,994 | 46,343 | 8,317 | 34,143 | 190 | 58 | 1,424 | 414 |
| | ना | 24,711 | 9,656 | 130 | 2,520 | 96 | 60 | 465 | 1,596 |
| | ए | 1,04,705 | 55,999 | 8,467 | 36,663 | 286 | 118 | 1,889 | 2,010 |
| 5. अनूलेखित वैवाहिक स्थिती* | आ | 4,980 | 1,139 | 370 | 669 | 20 | .. | 10 | 10 |
| | ना | 1,876 | 240 | 10 | 5 | 5 | 5 | 15 | 25 |
| | ए | 6,856 | 1,379 | 380 | 674 | 25 | 5 | 25 | 35 |
| एकूण | आ | 1,72,19,004 | 41,99,637 | 15,95,730 | 23,53,939 | 22,946 | 6,542 | 99,398 | 26,387 |
| | ना | 70,76,880 | 5,88,210 | 21,721 | 1,13,657 | 6,633 | 3,224 | 39,517 | 1,00,874 |
| | ए | 2,42,95,884 | 47,87,247 | 16,17,451 | 24,67,596 | 29,479 | 9,766 | 1,38,915 | 1,27,261 |

* ० ते ५ या वयोगटातील व्यक्ती वगळून/

आधार.—भारतीय जनगणना, १९७१, मालिका ११, भाग- दोन-ब (दोन).

AREA AND POPULATION

TABLE No. 1-15 (2.8)

Female workers and non-workers according to main activity classified by marital status

Population Census, 1971

Class of workers

| बांधकाम Construction | व्यापार आणि वाणिज्य Trade and commerce | वाहतूक, साठवण आणि दळणवळण Transport, storage and communications | इतर कामे Other services | काम न करणारे Non-workers | Rural Urban Total | Marital status |
|-------------------------|---|--|----------------------------|-----------------------------|-------------------------|------------------------|
| (11) | (12) | (13) | (14) | (15) | (2) | (1) |
| 2,147 | 1,495 | 467 | 9,779 | 72,40,166 | Rural | Never married |
| 1,847 | 10,427 | 4,683 | 53,807 | 33,52,050 | Urban | |
| 3,994 | 11,922 | 5,150 | 63,586 | 1,05,92,216 | Total | |
| 13,174 | 12,002 | 1,882 | 35,829 | 45,83,182 | Rural | Married* |
| 11,840 | 28,768 | 12,560 | 1,15,051 | 26,60,537 | Urban | |
| 25,014 | 40,770 | 14,442 | 1,50,880 | 72,43,719 | Total | |
| 1,180 | 6,096 | 297 | 7,990 | 11,59,127 | Rural | Widowed* |
| 2,707 | 14,182 | 3,460 | 38,308 | 4,59,392 | Urban | |
| 3,887 | 20,278 | 3,757 | 46,298 | 16,18,519 | Total | |
| 140 | 523 | 86 | 1,048 | 33,651 | Rural | Divorced* or separated |
| 270 | 864 | 280 | 3,355 | 15,055 | Urban | |
| 410 | 1,387 | 366 | 4,403 | 48,706 | Total | |
| .. | .. | .. | 60 | 3,841 | Rural | Unspecified status* |
| .. | 15 | 20 | 140 | 1,636 | Urban | |
| .. | 15 | 20 | 200 | 5,477 | Total | |
| 16,541 | 20,116 | 2,732 | 54,706 | 1,30,19,967 | Rural | Total |
| 16,664 | 54,256 | 21,003 | 2,10,661 | 64,88,670 | Urban | |
| 33,305 | 74,372 | 23,735 | 2,65,367 | 1,95,08,637 | Total | |

Excluding figures for the age group of 0-9.

Source.—Census of India, 1971, Series 11, Part II-B (ii).

1. क्षेत्रफल आणि लोकसंख्या/AREA AND POPULATION

तक्ता क्रमांक/TABLE No. 1-16 (2-9)

काम न करणाऱ्या व्यक्तींचे व्यवसायप्रकार व लिंग यानुसार वर्गीकरण
Persons not at work classified by type of activity and sex
जनगणना/Population Census 1971

| अनुक्रमांक Serial No. | जिल्हा | पुरुष लिया एकूण | विद्यार्थी Students | घरकाम करणारे Household duties | अवलंबून असणारे व बालके Dependents and infants | सेवानिवृत्त, व्याजावर, भाड्यावर उपजिविका करणारे व स्वतःचे उत्पन्न असणाऱ्या व्यक्ति Retired, rentier and persons of independent means | भिकारी, भटके इत्यादी Beggars, vagrants, etc. | शिक्षार्थ, मानसिक आजाराच्या व धर्माचे संस्थांमध्ये राहणाऱ्या व्यक्ती Inmates of penal, mental and charitable institutions | इतर Others | एकूण Total | Male Female Total | District |
|-----------------------------|-----------|-----------------------|------------------------|--|--|---|---|--|---------------|---------------|-------------------------|----------------|
| (1) | (2) | (3) | (4) | (5) | (6) | (7) | (8) | (9) | (10) | (11) | (3) | (2) |
| 1 | बृहन्मंबई | पु | 7,11,048 | 9,624 | 5,66,941 | 63,359 | 7,480 | 3,289 | 1,10,909 | 14,72,650 | M | Greater Bombay |
| | | स्त्री | 5,46,220 | 11,26,642 | 5,98,929 | 4,903 | 7,509 | 1,546 | 14,078 | 22,99,827 | F | |
| | | ए | 12,57,268 | 11,36,266 | 11,65,870 | 68,262 | 14,989 | 4,835 | 1,24,987 | 37,72,477 | T | |
| 2 | ठाणे | पु | 1,95,856 | 16,414 | 3,02,702 | 8,267 | 2,476 | 2,123 | 23,699 | 5,51,637 | M | Thane |
| | | स्त्री | 1,23,744 | 4,15,140 | 3,32,036 | 1,095 | 1,220 | 965 | 2,255 | 8,76,455 | F | |
| | | ए | 3,19,600 | 4,31,554 | 6,34,738 | 9,362 | 3,696 | 3,088 | 25,954 | 14,27,992 | T | |
| 3 | रायगड | पु | 1,17,074 | 7,408 | 1,76,588 | 2,443 | 350 | 90 | 9,413 | 3,13,366 | M | Raigad |
| | | स्त्री | 66,198 | 2,25,208 | 2,02,926 | 760 | 320 | 5 | 1,045 | 4,96,462 | F | |
| | | ए | 1,83,272 | 2,32,616 | 3,79,514 | 3,203 | 670 | 95 | 10,458 | 8,09,828 | T | |
| 4 | रत्नागिरी | पु | 2,20,725 | 11,810 | 2,46,856 | 6,251 | 994 | 545 | 13,620 | 5,00,801 | M | Ratnagiri |
| | | स्त्री | 1,41,495 | 3,61,094 | 2,86,665 | 940 | 780 | 130 | 1,504 | 7,92,608 | F | |
| | | ए | 3,62,220 | 3,72,904 | 5,33,521 | 7,191 | 1,774 | 675 | 15,124 | 12,93,409 | T | |
| 5 | नाशिक | पु | 2,31,908 | 7,535 | 3,36,231 | 4,391 | 1,452 | 2,276 | 11,864 | 5,95,657 | M | Nashik |
| | | स्त्री | 1,21,066 | 3,83,153 | 3,69,258 | 915 | 770 | 35 | 450 | 8,75,647 | F | |
| | | ए | 3,52,974 | 3,90,688 | 7,05,489 | 5,306 | 2,222 | 2,311 | 12,314 | 14,71,304 | T | |
| 6 | धुळे | पु | 1,48,238 | 7,333 | 2,50,528 | 1,837 | 1,135 | 170 | 6,213 | 4,15,504 | M | Dhule |
| | | स्त्री | 71,608 | 3,08,308 | 2,70,303 | 875 | 662 | 35 | 195 | 6,51,986 | F | |
| | | ए | 2,19,896 | 3,15,641 | 5,20,831 | 2,712 | 1,797 | 205 | 6,408 | 10,67,490 | T | |
| 7 | जळगाव | पु | 2,53,199 | 3,845 | 2,78,528 | 4,127 | 1,861 | 185 | 11,881 | 5,53,626 | M | Jalgaon |
| | | स्त्री | 1,37,775 | 3,61,944 | 3,01,043 | 901 | 1,025 | 80 | 315 | 8,03,683 | F | |
| | | ए | 3,90,974 | 3,65,789 | 5,79,571 | 5,028 | 2,886 | 265 | 12,196 | 13,56,709 | T | |

| | | | | | | | | | | | | | | |
|----|------------|----|----|------|----------|----------|----------|--------|-------|-------|--------|-----------|---|------------|
| 8 | अहमदनगर | .. | .. | पु | 2,43,775 | 6,801 | 3,03,272 | 4,000 | 2,793 | 1,696 | 7,648 | 5,69,935 | M | Ahmadnagar |
| | | | | श्री | 1,06,591 | 4,29,658 | 3,54,550 | 1,862 | 1,400 | 25 | 1,200 | 8,95,286 | F | |
| | | | | ए | 3,50,366 | 4,36,459 | 6,57,822 | 5,862 | 4,193 | 1,721 | 8,848 | 14,65,271 | T | |
| 9 | पुणे | .. | .. | पु | 3,61,109 | 7,483 | 4,10,772 | 16,927 | 3,127 | 3,464 | 29,136 | 8,32,018 | M | Pune |
| | | | | श्री | 2,00,899 | 6,48,649 | 4,51,125 | 3,211 | 2,655 | 665 | 2,385 | 13,09,589 | F | |
| | | | | ए | 5,62,008 | 6,56,132 | 8,61,897 | 20,138 | 5,782 | 4,129 | 31,521 | 21,41,607 | T | |
| 10 | सातारा | .. | .. | पु | 2,10,670 | 2,670 | 2,26,723 | 3,114 | 1,681 | 380 | 7,468 | 4,52,706 | M | Satara |
| | | | | श्री | 96,729 | 3,76,415 | 2,57,751 | 610 | 1,270 | 150 | 415 | 7,33,340 | F | |
| | | | | ए | 3,07,399 | 3,79,685 | 4,84,474 | 3,724 | 2,951 | 530 | 7,883 | 11,86,046 | T | |
| 11 | सांगली | .. | .. | पु | 1,71,594 | 2,275 | 2,05,716 | 3,067 | 1,828 | 395 | 6,924 | 3,91,799 | M | Sangli |
| | | | | श्री | 79,776 | 3,78,562 | 2,08,549 | 580 | 1,405 | 50 | 401 | 6,69,323 | F | |
| | | | | ए | 2,51,370 | 3,80,837 | 4,14,265 | 3,647 | 3,233 | 445 | 7,325 | 10,61,122 | T | |
| 12 | सोलापूर | .. | .. | पु | 2,17,615 | 3,214 | 3,18,333 | 5,968 | 3,320 | 505 | 16,863 | 5,65,818 | M | Solapur |
| | | | | श्री | 96,928 | 4,77,432 | 3,49,489 | 2,135 | 2,025 | 100 | 650 | 9,28,759 | F | |
| | | | | ए | 3,14,543 | 4,80,646 | 6,67,822 | 8,103 | 5,345 | 605 | 17,513 | 14,94,577 | T | |
| 13 | कोल्हापूर | .. | .. | पु | 2,06,090 | 4,547 | 2,79,938 | 4,163 | 1,749 | 696 | 10,099 | 5,07,282 | M | Kolhapur |
| | | | | श्री | 87,772 | 4,43,682 | 3,10,220 | 1,095 | 1,275 | 150 | 254 | 8,44,448 | F | |
| | | | | ए | 2,93,862 | 4,48,229 | 5,90,158 | 5,258 | 3,024 | 846 | 10,353 | 13,51,730 | T | |
| 14 | औरंगाबाद | .. | .. | पु | 1,71,143 | 4,400 | 2,98,621 | 2,820 | 2,084 | 974 | 6,307 | 4,86,349 | M | Aurangabad |
| | | | | श्री | 50,906 | 3,59,268 | 3,41,125 | 1,400 | 925 | 50 | 306 | 7,53,980 | F | |
| | | | | ए | 2,22,049 | 3,63,668 | 6,39,746 | 4,220 | 3,009 | 1,024 | 6,613 | 12,40,329 | T | |
| 15 | परभणी | .. | .. | पु | 1,05,542 | 3,990 | 2,33,225 | 1,246 | 3,356 | 325 | 5,354 | 3,53,038 | M | Parbhani |
| | | | | श्री | 30,978 | 2,97,363 | 2,59,772 | 595 | 681 | .. | 130 | 5,90,019 | F | |
| | | | | ए | 1,36,520 | 3,01,853 | 4,92,997 | 1,841 | 4,037 | 325 | 5,484 | 9,43,057 | T | |
| 16 | बीड | .. | .. | पु | 1,11,432 | 3,468 | 1,94,082 | 1,683 | 1,719 | 40 | 3,162 | 3,15,586 | M | Beed |
| | | | | श्री | 29,314 | 2,63,552 | 2,22,335 | 1,535 | 495 | .. | 165 | 5,17,396 | F | |
| | | | | ए | 1,40,746 | 2,67,020 | 4,16,417 | 3,218 | 2,214 | 40 | 3,327 | 8,32,982 | T | |
| 17 | नांदेड | .. | .. | पु | 1,03,895 | 4,286 | 2,18,092 | 1,310 | 1,347 | 530 | 6,226 | 3,35,686 | M | Nanded |
| | | | | श्री | 27,518 | 2,90,473 | 2,44,782 | 865 | 510 | 30 | 345 | 5,64,523 | F | |
| | | | | ए | 1,31,413 | 2,94,759 | 4,62,874 | 2,175 | 1,857 | 560 | 6,571 | 9,00,209 | T | |
| 18 | उस्मानाबाद | .. | .. | पु | 1,81,814 | 2,061 | 2,80,407 | 1,665 | 1,866 | 70 | 6,744 | 4,74,627 | M | Osmanabad |
| | | | | श्री | 56,127 | 4,07,622 | 3,15,138 | 1,160 | 705 | 70 | 390 | 7,81,212 | F | |
| | | | | ए | 2,37,941 | 4,09,683 | 5,95,545 | 2,825 | 2,571 | 140 | 7,134 | 12,55,839 | T | |
| 19 | बुलढाणा | .. | .. | पु | 1,19,214 | 1,399 | 1,76,378 | 1,108 | 2,930 | 389 | 5,467 | 3,06,885 | M | Buldana |
| | | | | श्री | 53,004 | 1,79,322 | 1,91,921 | 190 | 950 | .. | 510 | 4,25,897 | F | |
| | | | | ए | 1,72,218 | 1,80,721 | 3,68,299 | 1,298 | 3,880 | 389 | 5,977 | 7,32,782 | T | |

संख्या क्रमांक/TABLE No. 1-16 (2.9)—contd.

| (1) | (2) | (3) | (4) | (5) | (6) | (7) | (8) | (9) | (10) | (11) | (12) | (13) |
|------------------|----------|-----|-----------|-----------|-------------|----------|--------|--------|----------|-------------|------|-------------------|
| 20 | अकोला | प | 1,44,999 | 2,463 | 2,10,785 | 1,319 | 2,600 | 626 | 7,264 | 3,70,056 | M | Akola |
| | | सो | 77,049 | 2,25,230 | 2,26,756 | 225 | 1,520 | 20 | 480 | 5,31,280 | F | |
| | | ए | 2,22,048 | 2,27,693 | 4,37,541 | 1,544 | 4,120 | 646 | 7,744 | 9,01,336 | T | |
| 21 | अमरावती | प | 1,57,110 | 3,511 | 2,09,405 | 1,818 | 1,848 | 918 | 9,640 | 3,84,250 | M | Amravati |
| | | सो | 1,01,525 | 2,39,359 | 2,20,723 | 335 | 1,275 | 250 | 585 | 5,64,052 | F | |
| | | ए | 2,58,635 | 2,42,870 | 4,30,128 | 2,153 | 3,123 | 1,163 | 10,225 | 9,48,302 | T | |
| 22 | यवतमाळ | प | 1,08,013 | 2,162 | 2,13,368 | 1,376 | 2,024 | 95 | 6,015 | 3,33,053 | M | Yavatmal |
| | | सो | 54,669 | 1,99,543 | 2,32,098 | 285 | 815 | .. | 180 | 4,87,590 | F | |
| | | ए | 1,62,682 | 2,01,705 | 4,45,466 | 1,661 | 2,839 | 95 | 6,195 | 8,20,643 | T | |
| 23 | वर्धा | प | 82,916 | 930 | 99,207 | 1,401 | 1,475 | 30 | 6,963 | 1,92,922 | M | Wardha |
| | | सो | 48,769 | 1,17,180 | 1,14,211 | 355 | 960 | 40 | 290 | 2,81,805 | F | |
| | | ए | 1,31,685 | 1,18,11 | 2,13,418 | 1,756 | 2,435 | 70 | 7,253 | 4,74,727 | T | |
| 24 | नागपूर | प | 2,17,918 | 2,976 | 2,51,210 | 7,208 | 2,466 | 1,490 | 22,134 | 5,05,402 | M | Nagpur |
| | | सो | 1,41,388 | 3,33,455 | 2,68,707 | 985 | 1,260 | 690 | 1,525 | 7,48,010 | F | |
| | | ए | 3,59,306 | 3,36,431 | 5,19,917 | 8,193 | 3,726 | 2,180 | 23,659 | 12,53,412 | T | |
| 25 | भंडारा | प | 1,33,785 | 5,256 | 2,09,824 | 775 | 1,362 | 230 | 7,846 | 3,59,078 | M | Bhandara |
| | | सो | 63,784 | 1,73,407 | 2,44,765 | 605 | 826 | 190 | 480 | 4,84,057 | F | |
| | | ए | 1,97,569 | 1,78,663 | 4,54,589 | 1,380 | 2,188 | 420 | 8,326 | 8,43,135 | T | |
| 26 | चंद्रपूर | प | 1,09,149 | 5,402 | 2,47,811 | 1,427 | 2,230 | 390 | 7,229 | 3,73,638 | M | Chandrapur |
| | | सो | 49,969 | 2,74,520 | 2,74,949 | 560 | 1,740 | 35 | 230 | 6,02,003 | F | |
| | | ए | 1,59,118 | 2,79,922 | 5,22,760 | 1,987 | 3,970 | 425 | 7,459 | 9,75,641 | T | |
| महाराष्ट्र राज्य | .. | प | 50,35,831 | 1,33,263 | 67,45,543 | 1,53,070 | 57,553 | 21,921 | 3,66,038 | 1,25,13,319 | M | Maharashtra State |
| | | सो | 26,61,801 | 92,96,681 | 74,50,126 | 28,977 | 34,978 | 5,311 | 30,763 | 1,95,08,637 | F | |
| | | ए | 76,97,632 | 94,29,944 | 1,41,95,669 | 1,82,047 | 92,531 | 27,232 | 3,96,851 | 3,20,21,956 | T | |

साधन : भारतीय जनगणना, १९७१, मालिका ११, भाग २-ब (२).

Source : Census of India, 1971, Series 11, Part-II-B (ii).

2. पर्यावरण सांख्यिकी

२.१ निरनिराळ्या केंद्रातील तपमान, सापेक्ष सरासरी पावसाचे दिवस व पाऊस आणि विविध केंद्रात पडलेला पाऊस याबाबत माहिती पुढील तक्त्यात दिली आहे.

२.२ ज्या केंद्रांकरिता माहिती देण्यात आली आहे ती केंद्रे सर्वसाधारण जिल्ह्यातील तालुक्याची किंवा जिल्हा मुख्यालयाची ठिकाणे आहेत. सरासरी किंवा सर्वसाधारण पावसाची आकडेवारी ही कमीतकमी पाच वर्ष किंवा जास्तीत जास्त ऐंशी वर्षांच्या प्रत्यक्ष पडलेल्या पावसाच्या आकडेवारीवरून काढली आहे. जर एखाद्या दिवसाच्या चौवीस तासात पर्जन्य मापक यंत्रावर पडलेल्या पावसाची नोंद कमीतकमी २.५ मि. मि. झाली असेल तर तो दिवस पावसाचा दिवस समजण्यात येतो.

2. ENVIRONMENT STATISTICS

2.1 Data on temperature and relative humidity at various centres, normal number of rainy days and rainfall and actual rainfall at various centres are presented in the following tables.

2.2 The Centres for which data is presented are generally the tahsil or district headquarters in the districts. The figures of average rainfall are worked out on the basis of actual figures for the periods ranging from a minimum of five years to a maximum of eighty years. A day was treated as a rainy day if during the twenty-four hours, the rain gauge recorded a minimum of 2.5 mm. of rainfall.

2. पर्यावरण सांख्यिकी/ENVIRONMENT STATISTICS

तपसा कक्षांक/TABLE No. 2.1-A (3.1)

महाराष्ट्रातील निरनिराळ्या केंद्रातील तपमान
Temperature at different centres in Maharashtra State

(1982)

(सेल्सिअस डिग्रीमध्ये/In degree celcius)

| अनुक्रममांक Serial No. | केंद्र | कमाल तपमान Maximum temperature | महिना Month | किमान तपमान Minimum temperature | महिना Month | Centre |
|------------------------------|-------------------------|--------------------------------------|--------------------|---------------------------------------|------------------|----------------------------|
| (1) | (2) | (3) | (4) | (5) | (6) | (2) |
| 1 | कुलाबा (बृहन्मुंबई) | 37.2 | नोव्हेंबर/November | 16.3 | मार्च/March | Colaba (Greater Bombay) |
| 2 | सांताक्रुझ (बृहन्मुंबई) | 40.2 | मार्च/March | 13.6 | डिसेंबर/December | Santacruz (Greater Bombay) |
| 3 | बहाणू (ठाणे) | 40.5 | मार्च/March | 14.8 | मार्च/March | Dahanu (Thane) |
| 4 | अलिबाग (रायगड) | 38.4 | मार्च/March | 14.4 | डिसेंबर/December | Alibag (Raigad) |
| 5 | भोरा (रायगड) | 43.5 | एप्रिल/April | 14.4 | डिसेंबर/December | Bhira (Raigad) |
| 6 | हर्णे (रत्नागिरी) | 34.0 | ऑक्टोबर/October | N. A. | N. A. | Harnai (Ratnagiri) |
| 7 | रत्नागिरी | 40.6 | मार्च/March | 17.5 | मार्च/March | Ratnagiri |
| 8 | देवगड (रत्नागिरी) | 37.8 | मे/May | 14.5 | डिसेंबर/December | Devgad (Ratnagiri) |
| 9 | मालेगांव (नाशिक) | 42.6 | मे/May | 6.4 | डिसेंबर/December | Malegaon (Nashik) |
| 10 | ओझर (नाशिक) | 40.1 | मे/May | 6.2 | डिसेंबर/December | Ozar (Nashik) |
| 11 | नंदुरबार (धुळे) | 42.6 | मार्च/March | 13.5 | मार्च/March | Nandurbar (Dhule) |
| 12 | जळगांव | 43.7 | मे/May | 8.0 | डिसेंबर/December | Jalgaon |
| 13 | अहमदनगर | 39.5 | ऑगस्ट/August | 10.0 | डिसेंबर/December | Ahmadnagar |
| 14 | पुणे | 40.0 | एप्रिल/April | 8.4 | डिसेंबर/December | Pune |
| 15 | लोहगाव (पुणे) | 40.2 | मार्च/March | 8.1 | मार्च/March | Lohgaon (Pune) |
| 16 | वानोरी (अएफएमसी, पुणे) | 40.6 | मे/May | 11.1 | डिसेंबर/December | Wanori (AFMC, Pune) |
| 17 | बारामती (पुणे) | 40.2 | एप्रिल/April | 10.4 | डिसेंबर/December | Baramati (Pune) |
| 18 | महाबळेश्वर (सातारा) | 34.2 | मार्च/March | 7.2 | जानेवारी/January | Mahabaleshwar (Satara) |
| 19 | सांगली | 39.9 | मार्च/March | 11.6 | डिसेंबर/December | Sangli |
| 20 | जेऊर (सोलापूर) | 43.0 | मे/May | 10.2 | डिसेंबर/December | Jeur (Solapur) |
| 21 | सोलापूर | 41.6 | एप्रिल/April | 13.2 | डिसेंबर/December | Solapur |
| 22 | कोल्हापूर | 40.2 | एप्रिल/April | 12.9 | डिसेंबर/December | Kolhapur |
| 23 | औरंगाबाद | 40.6 | मे/May | 11.0 | डिसेंबर/December | Aurangabad |
| 24 | चिखलठाणा (औरंगाबाद) | 39.7 | मे/May | 8.3 | डिसेंबर/December | Chikhalthana (Aurangabad) |
| 25 | परभणी | 42.0 | जून/June | 13.2 | जानेवारी/January | Parbhani |
| 26 | बीड | 42.0 | मे/May | 9.9 | जानेवारी/January | Beed |
| 27 | नांदेड | 42.2 | एप्रिल/April | 6.5 | डिसेंबर/December | Nanded |
| 28 | उस्मानाबाद | 43.3 | मार्च/March | 10.4 | डिसेंबर/December | Osmanabad |
| 29 | बुलढाणा | 39.8 | मे/May | 12.2 | डिसेंबर/December | Buldana |
| 30 | अकोला (विमानतळ) | 44.5 | मे/May | 9.0 | डिसेंबर/December | Akola (Airport) |
| 31 | अकोला (शहर) | 43.1 | मे/May | 10.2 | डिसेंबर/December | Akola (City) |
| 32 | अमरावती | 42.4 | जून/June | 14.0 | डिसेंबर/December | Amravati |
| 33 | यवतमाळ | 43.1 | जून/June | 12.0 | डिसेंबर/December | Yavatmal |
| 34 | पुसद (यवतमाळ) | 43.4 | जून/June | 10.4 | जानेवारी/January | Pusad (Yavatmal) |
| 35 | वर्धा | 43.0 | जून/June | 11.2 | डिसेंबर/December | Wardha |
| 36 | नागपूर (विमानतळ) | 44.4 | जून/June | 9.5 | डिसेंबर/December | Nagpur (Airport) |
| 37 | नागपूर (शहर) | 44.1 | मे/May | 12.5 | डिसेंबर/December | Nagpur (City) |
| 38 | गोंदिया (भंडारा) | 45.2 | जून/June | 11.8 | डिसेंबर/December | Gondia (Bhandara) |
| 39 | चंद्रपूर | 44.9 | जून/June | 8.8 | डिसेंबर/December | Chandrapur |
| 40 | ब्रह्मपुरी (चंद्रपूर) | 44.6 | जून/June | 10.7 | डिसेंबर/December | Brahmapuri (Chandrapur) |
| 41 | मिरोचा (चंद्रपूर) | 44.2 | जून/June | 12.3 | डिसेंबर/December | Sironcha (Chandrapur) |

N. A.—उपलब्ध नाही/Not available.

टीप.—कंसातील नावे केंद्र ज्या जिल्ह्यात आहे त्या जिल्ह्याची आहेत.

Note.—The names in the brackets indicate the district in which the Centre is located.

आधार.—विभागीय हवामान शास्त्र कार्यालय नागपूर आणि मुंबई.

Source.—Regional Meteorological Centres, Nagpur and Bombay.

2. पर्यावरण सांख्यिकी/ENVIRONMENT STATISTICS

तक्ता क्रमांक/TABLE No. 2.1-B (3-1)

महाराष्ट्रातील निरनिराळ्या केंद्रांतील तपमान
Temperature at different centres in Maharashtra State

(1983)

(सेल्सिअस डिग्रीमध्ये/In degree celcius)

| अनुक्रमांक Serial No. | केंद्र | कमाल तपमान Maximum temper- ature | महिना Month | किमान तपमान Minimum tempe- rature | महिना Month | Centre |
|-----------------------------|----------------------------|---|--------------------|--|---------------------|-----------------------------|
| (1) | (2) | (3) | (4) | (5) | (6) | (2) |
| 1 | कुलाबा (बृहन्मुंबई) | 35.6 | नोव्हेंबर/November | 13.6 | डिसेंबर/December | Colaba (Greater Bombay) |
| 2 | सातारा (बृहन्मुंबई) | 36.5 | एप्रिल/April | 11.6 | डिसेंबर/December | Santacruz (Greater Bombay). |
| 3 | डहानू | 36.2 | मे/May | 11.9 | डिसेंबर/December | Dahanu (Thane) |
| 4 | अलिबाग (कुलाबा) | 35.1 | जून/June | 12.8 | फेब्रुवारी/February | Alibag (Kulaba) |
| 5 | भोरा | 42.5 | मे/May | 11.4 | डिसेंबर/December | Bhira (Kulaba) |
| 6 | हर्ण (रत्नागिरी) | 33.9 | डिसेंबर/December | 18.8 | डिसेंबर/December | Harnai (Ratnagiri) |
| 7 | रत्नागिरी | 35.0 | ऑक्टोबर/October | 14.1 | फेब्रुवारी/February | Ratnagiri |
| 8 | देवगड (रत्नागिरी) | 34.9 | जून/June | 15.5 | नोव्हेंबर/November | Devgad (Ratnagiri) |
| 9 | मालेगाव (नाशिक) | 44.2 | एप्रिल/April | 4.2 | डिसेंबर/December | Malegaon (Nashik) |
| 10 | ओझर (नाशिक) | 42.4 | एप्रिल/April | 2.2 | डिसेंबर/December | Ozar (Nashik) |
| 11 | नंदुरबार (धुळे) | N.A. | | N.A. | | Nandurbar (Dhule) |
| 12 | जळगाव | 46.4 | मे/May | 4.3 | डिसेंबर/December | Jalgaon |
| 13 | अहमदनगर | 42.0 | एप्रिल/April | 6.0 | डिसेंबर/December | Ahmadnagar |
| 14 | पुणे | 42.5 | एप्रिल/April | 6.4 | जानेवारी/January | Pune |
| 15 | लोहगाव (पुणे) | 42.6 | एप्रिल/April | 9.6 | डिसेंबर/December | Lohgaon (Pune) |
| 16 | वानोरी (अ.एफ.एम.सी., पुणे) | 43.1 | एप्रिल/April | 9.9 | जानेवारी/January | Wanori (AFMC, Pune) |
| 17 | बारामती (पुणे) | 43.6 | एप्रिल/April | 8.6 | डिसेंबर/December | Baramati (Pune) |
| 18 | महाबळेश्वर (सातारा) | 36.4 | एप्रिल/April | 9.2 | फेब्रुवारी/February | Mahabaleshwar (Satara) |
| 19 | सांगली | 38.0 | जून/June | 9.0 | नोव्हेंबर/November | Sangli |
| 20 | जेऊर (सोलापूर) | 44.6 | एप्रिल/April | 8.1 | डिसेंबर/December | Jeur (Solapur) |
| 21 | सोलापूर | 43.7 | मे/May | 12.0 | जानेवारी/January | Solapur |
| 22 | कोल्हापूर | 40.8 | एप्रिल/April | 11.3 | जानेवारी/January | Kolhapur |
| 23 | औरंगाबाद | 43.6 | मे/May | 5.0 | डिसेंबर/December | Aurangabad |
| 24 | चिखलठाणा (औरंगाबाद) | 42.2 | मे/May | 4.0 | डिसेंबर/December | Chikhalthana (Aurangabad). |
| 25 | परभणी | 45.5 | मे/May | 8.3 | डिसेंबर/December | Parbhani |
| 26 | बीड | 42.8 | जून/June | 7.2 | डिसेंबर/December | Beed |
| 27 | नांदेड | 44.9 | एप्रिल/April | 3.6 | डिसेंबर/December | Nanded |
| 28 | उस्मानाबाद | 41.8 | एप्रिल/April | 9.2 | जानेवारी/January | Osmanabad |
| 29 | बुलढाणा | 40.6 | मे/May | 5.7 | डिसेंबर/December | Buldana |
| 30 | अकोला (विमानतळ) | 45.5 | मे/May | 7.4 | डिसेंबर/December | Akola Airport |
| 31 | अकोला (शहर) | 45.5 | जून/June | 7.2 | डिसेंबर/December | Akola City |
| 32 | अमरावती | 45.2 | जून/June | 10.5 | डिसेंबर/December | Amravati |
| 33 | यवतमाळ | 45.2 | जून/June | 9.1 | डिसेंबर/December | Yavatmal |
| 34 | पुसद (यवतमाळ) | 45.4 | मे/May | 7.0 | जानेवारी/January | Pusad (Yavatmal) |
| 35 | वर्धा | 45.0 | मे/May | 7.3 | डिसेंबर/December | Wardha |
| 36 | नागपूर (विमानतळ) | 45.8 | जून/June | 6.7 | डिसेंबर/December | Nagpur (Airport) |
| 37 | नागपूर (शहर) | 32.6 | मार्च/March | 9.5 | जानेवारी/January | Nagpur City |
| 38 | गोंदिया (भंडारा) | 45.4 | एप्रिल/April | 7.4 | डिसेंबर/December | Gondiya (Bhandara) |
| 39 | चंद्रपूर | 46.8 | जून/June | 6.5 | डिसेंबर/December | Chandrapur |
| 40 | ब्रह्मपुरी (चंद्रपूर) | 47.7 | मे/May | 7.6 | डिसेंबर/December | Brahmapuri (Chandrapur) |
| 41 | सिरोचा (चंद्रपूर) | 46.7 | मे/May | 8.9 | जानेवारी/January | Sironcha (Chandrapur) |

N. A.—उपलब्ध नाही/Not available.

टीप.—कंसातील नावे केंद्र ज्या जिल्ह्यात आहे त्या जिल्ह्यांची आहेत.

Note.—The names in the brackets indicate the district in which the Centre is located.

आधार.—विभागीय हवामान शास्त्र कार्यालय, नागपूर आणि मुंबई.

Source.—Regional Meteorological Centres, Nagpur and Bombay.

2. पर्यावरण सांख्यिकी/ENVIRONMENT STATISTICS

तक्ता क्रमांक/TABLE No. 2.1 C(—)

निरनिराळ्या केंद्रांनुसार सापेक्ष आर्द्रता
Relative humidity at different centres in Maharashtra State
(1982)

(टक्केवारी)
(Percentage)

| केंद्र (1) | सापेक्ष आर्द्रता/Relative humidity | | | | |
|---------------------|------------------------------------|---|------------------------|------------------------------|------------------|
| | कमाल Highest (2) | महिना Month (3) | किमान Lowest (4) | महिना Month (5) | Centre (6) |
| 1 डहानू | 99 | ऑगस्ट/August | 11 | डिसेंबर/December | Dahanu |
| 2 सांताक्रुझ | 99 | जुलै, नोव्हें./July, November | 13 | मार्च/March | Santacruz |
| 3 कुलाबा | 98 | जून/June | 29 | मार्च डिसेंबर/March December | Colaba |
| 4 बलीबाग | 99 | मार्च/March | 15 | मार्च/March | Alibag |
| 5 रत्नागिरी | 100 | जून, जुलै /June, July, ऑगस्ट सप्टेंबर/August, September, ऑक्टोबर/October. | 13 | डिसेंबर/December | Ratnagiri |
| 6 ओझर (नाशिक) | 98 | जाने., सप्टें./January, September | 05 | मार्च/March | Ozar (Nashik) |
| 7 पुणे | 99 | जाने./January | 05 | मार्च/March | Pune |
| 8 सोलापूर | 99 | जून, ऑक्टो./June, October | 14 | एप्रिल/April | Solapur |
| 9 बुलढाणा | 98 | ऑगस्ट/August | 11 | एप्रिल/April | Buldana |
| 10 अकोला (विमानतळ) | 98 | ऑगस्ट/August | 05 | मार्च/March | Akola (Airport) |
| 11 अकोला शहर | 100 | जुलै/July | 08 | मार्च/March | Akola City |
| 12 अमरावती | 98 | जुलै/July | 04 | मार्च/March | Amravati |
| 13 यवतमाळ | 99 | ऑगस्ट/August | 09 | जून/June | Yavatmal |
| 14 पुसद | 99 | जानेवारी/January | 08 | मार्च/March | Pusad |
| 15 वर्धा | 100 | जुलै/July | 04 | जून/June | Wardha |
| 16 नागपूर (विमानतळ) | 100 | जुलै/July | 09 | जून/June | Nagpur (Airport) |
| 17 गोंदिया | 98 | ऑग., नोव्हें./August, November | 05 | जून/June | Gondia |
| 18 चंद्रपूर | 100 | ऑक्टो./October | 06 | एप्रिल/April | Chandrapur |
| 19 सिरोंचा | 98 | जुलै, ऑगस्ट/July, August, सप्टें./September, ऑक्टो./October. | 08 | एप्रिल/April | Sironcha |
| 20 ब्राम्हपूरी | 100 | ऑगस्ट, ऑक्टो./August, October | 08 | जून/June | Bramhapuri |

आधार—विभागीय हवामान शास्त्र कार्यालय, नागपूर व मुंबई:
Source—Regional Meteorological Centres, Nagpur and Bombay.

पर्यावरण सांख्यिकी/ENVIRONMENT STATISTICS

तबता क्रमांक/TABLE No. 2.1 D (—)

निरनिराड्या केंद्रानुसार सापेक्ष आर्द्रता
Relative humidity at different centres

(1983)

(टक्केवारी/Percentage)

| सापेक्ष आर्द्रता/Relative humidity | | | | | | | |
|------------------------------------|------------------|----------------|---|----------------|------------------------------|---------------------------|------------------|
| केंद्र | कमाल Highest | महिना Month | किमान Lowest | महिना Month | Centre | | |
| (1) | (2) | (3) | (4) | (5) | (1) | | |
| 1 | डहानू | 100 | एप्रिल, मे, नोव्हेंबर/ डिसेंबर, जून | 07 | नोव्हेंबर | November | Dahanu |
| 2 | सांताक्रुझ | 99 | सप्टेंबर | 08 | एप्रिल | April | Santacruz |
| 3 | कुलाबा | 99 | जून, जुलै/ सप्टेंबर | 22 | नोव्हेंबर | November | Colaba |
| 4 | अलिबाग | 98 | जुलै, ऑगस्ट | 16 | एप्रिल | April | Alibag |
| 5 | रत्नागिरी | 100 | फेब्रुवारी, एप्रिल सप्टेंबर, ऑक्टोबर | 15 | जानेवारी | January | Ratnagiri |
| 6 | ओझर (नाशिक) | 98 | ऑगस्ट, सप्टेंबर डिसेंबर | 02 | मार्च | March | Ozar (Nashik) |
| 7 | पुणे | 99 | नोव्हेंबर | 06 | फेब्रुवारी, मार्च, एप्रिल | February, March, April | Pune |
| 8 | सोलापूर | 100 | जून, जुलै, ऑगस्ट/ सप्टेंबर, ऑक्टोबर | 09 | मार्च | March | Solapur |
| 9 | बुलढाणा | 100 | ऑगस्ट | 07 | मे | May | Buldana |
| 10 | अकोला (विमानतळ) | 100 | जुलै | 03 | मार्च | March | Akola (Airport) |
| 11 | अकोला (शहर) | 100 | जुलै, डिसेंबर | 08 | एप्रिल | April | Akola (City) |
| 12 | अमरावती | 100 | जुलै, ऑगस्ट | 03 | मार्च | March | Amravati |
| 13 | यवतमाळ | 99 | ऑगस्ट | 04 | एप्रिल | April | Yavatmal |
| 14 | पुसद | 100 | ऑगस्ट, नोव्हेंबर/ डिसेंबर | 12 | फेब्रुवारी | February | Pusad |
| 16 | नागपूर (विमानतळ) | 99 | सप्टेंबर | 07 | एप्रिल | April | Nagpur (Airport) |
| 15 | वर्धा | 100 | जानेवारी, मार्च, जुलै/ऑगस्ट | 06 | मार्च | March | Wardha |
| 17 | गोंदिया | 100 | ऑगस्ट | 07 | मार्च | March | Gondia |
| 18 | चंद्रपूर | 98 | जुलै, सप्टेंबर, डिसेंबर | 04 | मे | May | Chandrapur |
| 19 | सिरोंचा | 100 | जुलै, ऑगस्ट, सप्टेंबर, डिसेंबर | 09 | मार्च, एप्रिल | March, April | Sironcha |
| 20 | ब्राम्हपुरी | 100 | जून, जुलै, ऑगस्ट | 13 | जून | June | Brahmapuri |

आधार.—विभागीय हवामान शास्त्र कार्यालय, नागपूर व मुंबई.

Source.—Regional Meteorological Centres, Nagpur and Bombay.

2. पर्यावरण सांख्यिकी/

तक्ता क्रमांक/

सामान्यपणे पडणाऱ्या पावसाचे दिवस आणि पाऊस यांची मासिकवार आकडेवारी/

| अनुक्रमांक Serial No. | जिल्हा | जानेवारी January | | फेब्रुवारी February | | मार्च March | | एप्रिल April | | मे May | | जून June | | |
|-----------------------------|-------------|--|------------------|--|------------------|--|------------------|--|------------------|--|------------------|--|------------------|-------|
| | | पावसाचे दिवस Number of rainy days | पाऊस Rainfall | पावसाचे दिवस Number of rainy days | पाऊस Rainfall | पावसाचे दिवस Number of rainy days | पाऊस Rainfall | पावसाचे दिवस Number of rainy days | पाऊस Rainfall | पावसाचे दिवस Number of rainy days | पाऊस Rainfall | पावसाचे दिवस Number of rainy days | पाऊस Rainfall | |
| (1) | (2) | (3) | (4) | (5) | (6) | (7) | (8) | (9) | (10) | (11) | (12) | (13) | (14) | |
| 1 | बुध्दपूर | .. | .. | .. | .. | .. | .. | .. | .. | .. | .. | .. | .. | |
| (i) | मुंबई | .. | 0.3 | 4.1 | 0.1 | 2.0 | 0.1 | 1.5 | 0.1 | 1.5 | 0.8 | 18.3 | 14.2 | 464.8 |
| (ii) | मुंबई उपनगर | .. | 0.2 | 3.1 | 0.2 | 1.3 | Nil. | 0.8 | 0.1 | 2.5 | 0.8 | 17.3 | 14.7 | 476.6 |
| 2 | ठाणे | .. | 0.2 | 3.1 | 0.1 | 1.0 | 1.0 | 0.1 | 0.9 | 0.2 | 0.7 | 15.6 | 13.5 | 413.3 |
| 3 | रायगड | .. | 0.3 | 2.1 | 0.1 | 0.9 | 0.1 | 1.1 | 0.8 | 3.8 | 1.1 | 19.1 | 16.8 | 579.9 |
| 4 | रत्नागिरी | .. | 0.2 | 3.0 | Nil | 0.5 | 0.1 | 2.1 | 0.5 | 8.5 | 2.3 | 43.7 | 20.4 | 778.1 |
| 5 | नाशिक | .. | 0.3 | 4.1 | 0.2 | 1.9 | 0.1 | 1.6 | 0.5 | 5.5 | 1.2 | 19.2 | 8.0 | 154.1 |
| 6 | घुळे | .. | 0.4 | 6.1 | 0.2 | 2.0 | 0.2 | 1.9 | 0.2 | 2.2 | 0.7 | 8.5 | 6.3 | 120.4 |
| 7 | जळगाव | .. | 0.5 | 7.6 | 0.4 | 3.5 | 0.4 | 3.7 | 0.3 | 0.2 | 0.9 | 12.1 | 7.2 | 132.1 |
| 8 | अहमदनगर | .. | 0.4 | 6.0 | 0.2 | 2.0 | 0.3 | 2.8 | 0.7 | 8.0 | 1.3 | 17.0 | 6.4 | 111.6 |
| 9 | पुणे | .. | 0.3 | 2.9 | 0.1 | 1.3 | 0.2 | 2.1 | 0.8 | 10.3 | 1.6 | 22.7 | 8.4 | 117.0 |
| 10 | सातारा | .. | 0.3 | 4.9 | 0.1 | 1.0 | 0.4 | 3.2 | 1.2 | 16.4 | 1.2 | 31.5 | 7.2 | 116.3 |
| 11 | सांगली | .. | 0.2 | 4.1 | 0.1 | 0.8 | 0.5 | 4.6 | 1.7 | 22.3 | 2.9 | 43.3 | 6.5 | 83.9 |
| 12 | कोलापूर | .. | 0.4 | 6.4 | 0.3 | 2.8 | 0.4 | 4.0 | 1.1 | 12.3 | 1.7 | 19.6 | 6.3 | 97.7 |
| 13 | कोल्हापूर | .. | 0.3 | 3.3 | 0.1 | 0.8 | 0.6 | 8.3 | 2.0 | 27.8 | 3.4 | 51.8 | 11.9 | 316.3 |
| 14 | वीरगावा | .. | 0.6 | 7.4 | 0.4 | 4.3 | 0.5 | 4.1 | 0.6 | 5.8 | 1.2 | 16.8 | 7.7 | 134.1 |
| 15 | परभणी | .. | 0.5 | 5.7 | 0.7 | 7.3 | 0.5 | 8.7 | 0.9 | 9.8 | 1.1 | 16.7 | 8.0 | 154.4 |
| 16 | बीड | .. | 0.4 | 3.9 | 0.3 | 3.2 | 0.7 | 6.6 | 0.5 | 4.2 | 1.3 | 13.6 | 7.7 | 111.5 |
| 17 | नांदेड | .. | 0.7 | 8.9 | 0.9 | 12.7 | 0.7 | 8.4 | 0.9 | 7.6 | 1.4 | 12.9 | 8.2 | 153.7 |
| 18 | उस्मानाबाद | .. | 0.3 | 4.3 | 0.3 | 3.6 | 0.7 | 7.4 | 1.6 | 16.8 | 1.8 | 21.6 | 8.6 | 148.1 |
| 19 | बुलडाणा | .. | 0.8 | 9.7 | 0.7 | 9.3 | 0.6 | 6.6 | 0.6 | 6.8 | 1.0 | 11.6 | 7.7 | 150.0 |
| 20 | अकोला | .. | 0.8 | 10.6 | 0.9 | 12.0 | 0.7 | 8.4 | 0.7 | 1.0 | 1.0 | 11.2 | 8.0 | 147.9 |
| 21 | अमरावती | .. | 1.0 | 12.6 | 1.1 | 15.9 | 0.9 | 8.6 | 0.6 | 6.5 | 1.2 | 12.2 | 8.1 | 150.1 |
| 22 | यवतमाळ | .. | 0.7 | 10.5 | 1.2 | 16.7 | 1.0 | 11.8 | 1.1 | 13.1 | 1.4 | 15.1 | 8.8 | 168.3 |
| 23 | वर्धा | .. | 0.9 | 12.5 | 1.3 | 18.5 | 1.1 | 11.0 | 1.1 | 12.0 | 1.4 | 14.6 | 9.0 | 187.6 |
| 24 | नागपूर | .. | 1.1 | 15.5 | 1.7 | 24.0 | 1.6 | 16.3 | 1.1 | 13.5 | 1.4 | 15.0 | 9.1 | 189.3 |
| 25 | भंडारा | .. | 1.4 | 17.7 | 2.0 | 28.5 | 1.3 | 13.5 | 1.0 | 13.6 | 1.0 | 8.9 | 9.3 | 203.0 |
| 26 | चंद्रपूर | .. | 0.7 | 10.6 | 1.4 | 22.9 | 1.2 | 14.2 | 1.4 | 15.8 | 1.2 | 13.0 | 9.2 | 200.0 |

टीप.—जिल्हातील सर्व पर्जन्यमापक केंद्रात नोंदलेल्या पावसाची सरासरी काढून ती प्रत्येक जिल्हासमोर दर्शविली आहे.

आधार—कृषि संचालक, महाराष्ट्र शासन, पुणे.

ENVIRONMENT STATISTICS

TABLE No. 2.2 (3-2)

Monthwise normal number of rainy days and rainfall

(पाऊस मिलीमिटर मध्ये)
(Rainfall in millimetres)

| जुलै July | | ऑगस्ट August | | सप्टेंबर September | | ऑक्टोबर October | | नोव्हेंबर November | | डिसेंबर December | | एकूण वार्षिक Total for year | | District |
|--------------------------------------|------------------|--------------------------------------|------------------|--------------------------------------|------------------|--------------------------------------|------------------|--------------------------------------|------------------|--------------------------------------|------------------|--------------------------------------|------------------|----------------------|
| पावसाचे दिवस Number of rainy days | पाऊस Rainfall | पावसाचे दिवस Number of rainy days | पाऊस Rainfall | पावसाचे दिवस Number of rainy days | पाऊस Rainfall | पावसाचे दिवस Number of rainy days | पाऊस Rainfall | पावसाचे दिवस Number of rainy days | पाऊस Rainfall | पावसाचे दिवस Number of rainy days | पाऊस Rainfall | पावसाचे दिवस Number of rainy days | पाऊस Rainfall | |
| (15) | (16) | (17) | (18) | (19) | (20) | (21) | (22) | (23) | (24) | (25) | (26) | (27) | (28) | (2) |
| | | | | | | | | | | | | | | Greater Bombay— |
| 22.2 | 613.4 | 18.2 | 328.9 | 12.6 | 286.0 | 3.0 | 64.5 | 0.8 | 17.5 | 0.3 | 2.3 | 72.7 | 1,804.8 | (I) Bombay |
| 25.4 | 725.9 | 21.5 | 414.8 | 14.4 | 295.7 | 3.0 | 75.7 | 0.7 | 15.7 | 0.2 | 0.8 | 80.3 | 2,029.6 | (II) Bombay Suburban |
| 25.4 | 903.1 | 22.7 | 512.3 | 14.6 | 303.0 | 3.3 | 78.9 | 0.8 | 21.7 | 0.2 | 1.8 | 81.8 | 2,258.6 | Thane |
| 26.9 | 1,113.9 | 24.7 | 706.7 | 16.6 | 396.2 | 4.6 | 107.1 | 1.2 | 23.5 | 0.3 | 2.5 | 92.9 | 2,966.3 | Raigad |
| 27.8 | 1,205.6 | 24.8 | 687.9 | 17.3 | 412.9 | 6.1 | 119.8 | 1.9 | 38.1 | 0.3 | 3.2 | 107.7 | 3,305.7 | Ratnagiri |
| 14.5 | 339.9 | 11.5 | 221.4 | 9.4 | 180.0 | 3.4 | 60.9 | 1.4 | 28.8 | 0.4 | 4.6 | 50.9 | 1,022.0 | Nashik; |
| 13.3 | 211.2 | 10.1 | 133.3 | 7.3 | 131.1 | 2.0 | 34.7 | 1.0 | 17.3 | 0.4 | 5.5 | 42.1 | 674.0 | Dhule |
| 12.8 | 209.9 | 10.0 | 149.4 | 8.0 | 151.3 | 12.1 | 38.9 | 1.3 | 23.0 | 0.5 | 7.0 | 44.5 | 740.7 | Jalgaon |
| 7.2 | 98.3 | 5.4 | 72.7 | 7.9 | 161.3 | 3.4 | 58.8 | 1.7 | 34.0 | 0.5 | 6.3 | 35.5 | 578.8 | Ahmadnagar |
| 14.3 | 390.3 | 11.5 | 240.9 | 9.2 | 188.5 | 4.5 | 77.6 | 1.7 | 31.7 | 0.4 | 5.0 | 53.3 | 1,150.3 | Pune |
| 12.6 | 243.3 | 9.5 | 133.4 | 7.5 | 126.4 | 4.9 | 79.4 | 2.1 | 39.0 | 0.5 | 6.4 | 48.6 | 803.2 | Satara |
| 10.6 | 129.9 | 8.2 | 90.4 | 7.0 | 114.9 | 5.5 | 88.5 | 2.1 | 35.3 | 0.5 | 6.7 | 45.6 | 624.8 | Sangli |
| 6.4 | 81.9 | 5.5 | 83.0 | 8.4 | 168.5 | 4.1 | 67.1 | 1.9 | 33.4 | 0.5 | 7.6 | 37.0 | 584.3 | Solapur |
| 20.8 | 731.2 | 17.5 | 427.5 | 10.9 | 198.2 | 6.9 | 119.1 | 2.5 | 40.3 | 0.5 | 6.9 | 77.3 | 1,931.5 | Kolhapur |
| 11.7 | 173.5 | 8.9 | 122.7 | 8.9 | 170.2 | 3.0 | 47.0 | 1.6 | 31.0 | 0.5 | 8.9 | 45.9 | 725.8 | Aurangabad |
| 11.7 | 208.3 | 8.9 | 152.9 | 8.1 | 173.5 | 2.7 | 44.5 | 1.4 | 30.5 | 0.4 | 8.7 | 44.9 | 821.0 | Parbhani |
| 7.9 | 113.5 | 6.5 | 103.7 | 9.5 | 214.5 | 3.2 | 52.7 | 2.0 | 33.0 | 0.4 | 8.0 | 40.5 | 668.4 | Beed |
| 12.7 | 215.4 | 11.0 | 195.3 | 9.6 | 215.1 | 2.8 | 42.9 | 1.4 | 21.6 | 0.5 | 6.6 | 50.8 | 901.1 | Nanded |
| 11.3 | 160.8 | 10.2 | 149.3 | 10.7 | 210.8 | 3.7 | 54.4 | 1.3 | 23.9 | 0.6 | 8.4 | 51.1 | 809.9 | Osmanabad |
| 13.0 | 219.1 | 9.7 | 147.6 | 7.0 | 157.1 | 2.5 | 44.3 | 1.5 | 27.8 | 0.8 | 11.7 | 46.8 | 802.8 | Buldana |
| 13.3 | 247.5 | 10.1 | 169.1 | 8.2 | 157.7 | 2.4 | 39.0 | 1.4 | 26.1 | 0.7 | 9.6 | 48.2 | 846.5 | Akola |
| 13.3 | 258.3 | 10.2 | 182.0 | 8.5 | 157.0 | 2.4 | 43.1 | 1.2 | 22.6 | 0.8 | 8.4 | 49.3 | 877.3 | Amravati |
| 4.8 | 295.7 | 11.5 | 206.7 | 8.9 | 179.6 | 2.6 | 45.0 | 1.3 | 21.7 | 0.6 | 7.4 | 53.9 | 991.6 | Yavatmal |
| 15.1 | 341.2 | 11.7 | 227.9 | 9.7 | 186.7 | 2.6 | 49.5 | 1.1 | 19.9 | 0.7 | 8.9 | 55.6 | 1,090.3 | Wardha |
| 16.1 | 362.0 | 13.2 | 276.9 | 9.8 | 186.9 | 2.8 | 52.0 | 1.0 | 18.1 | 0.5 | 6.5 | 59.4 | 1,175.0 | Nagpur |
| 18.1 | 477.7 | 15.7 | 399.4 | 10.7 | 209.1 | 2.7 | 49.9 | 1.4 | 18.8 | 0.6 | 5.5 | 65.2 | 1,446.4 | Bhandara |
| 18.0 | 470.4 | 15.4 | 366.0 | 10.5 | 205.7 | 2.9 | 58.2 | 1.0 | 16.2 | 0.3 | 4.6 | 63.2 | 1,397.6 | Chandrapur |

Note.— The figures shown against each district are simple averages of the rainfall recorded from all the raingauge stations of the district and are based on 50 years data of 1901 to 1950.

Source.— Director of Agriculture, Government of Maharashtra, Pune.

A-290—31.

2. पर्यावरण सांख्यिकी/ENVIRONMENT STATISTICS

तक्ता क्रमांक/TABLE No. 2,3A (3.3)

विविध केंद्रांचे ठिकाणी पडलेला पाऊस
Rainfall at different Centres
(1982)

(पाऊस मिलिमिटरमध्ये/Rainfall in Millimetres)

| अनुक्रमांक Serial No. | केंद्र | जानेवारी January | | फेब्रुवारी February | | मार्च March | | एप्रिल April | | मे May | | जून June | | जुलै July | | Centre |
|--------------------------------|--------------------|---------------------|----------------------------------|------------------------|----------------------------------|------------------|----------------------------------|------------------|----------------------------------|------------------|----------------------------------|------------------|----------------------------------|------------------|----------------------------------|-----------------|
| | | पाऊस Rainfall | पावसाचे दिवस Rainy days | पाऊस Rainfall | पावसाचे दिवस Rainy days | पाऊस Rainfall | पावसाचे दिवस Rainy days | पाऊस Rainfall | पावसाचे दिवस Rainy days | पाऊस Rainfall | पावसाचे दिवस Rainy days | पाऊस Rainfall | पावसाचे दिवस Rainy days | पाऊस Rainfall | पावसाचे दिवस Rainy days | |
| (1) | (2) | (3) | (4) | (5) | (6) | (7) | (8) | (9) | (10) | (11) | (12) | (13) | (14) | (15) | (16) | (2) |
| I. बृहन्मुंबई जिल्हा— | | | | | | | | | | | | | | | | |
| I. Gr. Bombay District. | | | | | | | | | | | | | | | | |
| 1 | मुंबई (कुलाबा) .. | .. | .. | .. | .. | .. | .. | .. | .. | 4.9 | 1 | 477.1 | 8 | 651.0 | 23 | Bombay (Colaba) |
| 2 | संतोक्रुझ (वे.) .. | .. | .. | .. | .. | .. | .. | .. | .. | .. | .. | 319.8 | 9 | 1208.7 | 23 | Santacruz (O) |
| 3 | अंधेरी .. | .. | .. | .. | .. | .. | .. | .. | .. | .. | .. | 285.7 | 6 | 932.5 | 23 | Andheri |
| 4 | बोरिवली .. | .. | .. | .. | .. | .. | .. | .. | .. | .. | .. | 468.0 | 10 | 886.0 | 21 | Borivali |
| II. ठाणे जिल्हा— | | | | | | | | | | | | | | | | |
| II. Thane District. | | | | | | | | | | | | | | | | |
| 1 | ठाणे .. | .. | .. | .. | .. | .. | .. | .. | .. | 11.2 | 1 | 334.3 | 11 | 931.0 | 24 | Thane |
| 2 | कल्याण .. | .. | .. | .. | .. | .. | .. | .. | .. | 19.0 | 3 | 393.4 | 6 | 786.0 | 25 | Kalyan |
| 3 | मुरबाड .. | .. | .. | .. | .. | .. | .. | .. | .. | .. | .. | 204.0 | 9 | 467.0 | 26 | Murbad |
| 4 | भिवंडी .. | .. | .. | .. | .. | .. | .. | .. | .. | 16.0 | 1 | 470.2 | 8 | 685.0 | 21 | Bhiwandi |
| 5 | वसई .. | .. | .. | .. | .. | .. | .. | .. | .. | .. | .. | 199.0 | 11 | 736.0 | 22 | Basein |
| 6 | वाडा .. | .. | .. | .. | .. | .. | .. | .. | .. | 1.0 | 1 | 241.0 | 9 | 582.0 | 22 | Wada |
| 7 | सहापूर .. | .. | .. | .. | .. | .. | .. | .. | .. | .. | .. | 218.0 | 6 | 749.0 | 23 | Sahapur |
| 8 | डहाणू .. | .. | .. | .. | .. | .. | .. | .. | .. | .. | .. | 150.5 | 6 | 635.1 | 22 | Dahanu (T) |
| 9 | माहिम (पालघर) .. | .. | .. | .. | .. | .. | .. | .. | .. | .. | .. | 185.0 | 4 | 823.2 | 20 | Mahim (Palghar) |
| 10 | जव्हार .. | .. | .. | .. | .. | .. | .. | .. | .. | .. | .. | 289.6 | 9 | 744.8 | 24 | Jawhar |
| 11 | मोखाडा .. | .. | .. | .. | .. | .. | .. | .. | .. | 2.0 | 1 | 124.0 | 6 | 618.0 | 24 | Mokhada |
| 12 | डहाणू (वे.) .. | .. | .. | .. | .. | .. | .. | .. | .. | 11.2 | 1 | 150.5 | 6 | 623.9 | 23 | Dahanu (O) |
| 13 | उल्हासनगर .. | .. | .. | .. | .. | .. | .. | .. | .. | .. | .. | 662.0 | 10 | 1,414.0 | 24 | Ulhasnagar |
| 14 | तळासरी .. | .. | .. | .. | .. | .. | .. | .. | .. | .. | .. | 202.3 | 6 | 624.1 | 25 | Talasaray |
| III. रायगड जिल्हा— | | | | | | | | | | | | | | | | |
| III. Raigad District. | | | | | | | | | | | | | | | | |
| 1 | अलिबाग .. | .. | .. | .. | .. | .. | .. | .. | .. | .. | .. | 769.6 | 12 | 670.5 | 19 | Alibag |
| 2 | पानवेल .. | .. | .. | .. | .. | .. | .. | .. | .. | 12.0 | 2 | 352.2 | 9 | 707.2 | 21 | Pañvel |
| 3 | खालापूर .. | .. | .. | .. | .. | .. | .. | .. | .. | 10.0 | 1 | 392.0 | 10 | 859.0 | 24 | Khalapur |
| 4 | माथेरान .. | .. | .. | .. | .. | .. | .. | .. | .. | .. | .. | 511.0 | 13 | 1263.0 | 29 | Matheran |

| | | | | | | | | | | | | | | | | |
|----|-------------|----|----|----|----|----|----|----|----|------|-------|-------|-------|---------|------|---------------|
| 5 | उरण | .. | .. | .. | .. | .. | .. | .. | .. | .. | 252.3 | 10 | 501.5 | 21 | Uran | |
| 6 | भिरा (वे) | .. | .. | .. | .. | .. | .. | .. | .. | 37.0 | 2 | 556.0 | 15 | 1354.0 | 25 | Bhira (O) |
| 7 | पेण | .. | .. | .. | .. | .. | .. | .. | .. | .. | .. | 349.0 | 12 | 802.1 | 23 | Pen |
| 8 | महाड | .. | .. | .. | .. | .. | .. | .. | .. | 71.0 | 5 | 359.0 | 15 | 1,122.0 | 27 | Mahad |
| 9 | माणगांव | .. | .. | .. | .. | .. | .. | .. | .. | 36.6 | 2 | 416.5 | 14 | 1,020.9 | 27 | Mangaon |
| 10 | रोहा | .. | .. | .. | .. | .. | .. | .. | .. | .. | .. | 568.0 | 12 | 1,073.0 | 27 | Roha |
| 11 | पोलादपूर | .. | .. | .. | .. | .. | .. | .. | .. | 50.0 | 2 | 404.0 | 14 | 1,245.0 | 27 | Poladpur |
| 12 | मुरुड | .. | .. | .. | .. | .. | .. | .. | .. | .. | .. | 531.0 | 11 | 673.0 | 26 | Murud |
| 13 | श्रीवर्धन | .. | .. | .. | .. | .. | .. | .. | .. | .. | .. | 715.1 | 12 | 876.6 | 24 | Shrivardhan |
| 14 | म्हसाळा | .. | .. | .. | .. | .. | .. | .. | .. | 8.0 | 1 | 471.0 | 15 | 1,100.0 | 27 | Mhasala |
| 15 | करजत | .. | .. | .. | .. | .. | .. | .. | .. | 24.3 | 4 | 348.2 | 13 | 815.2 | 26 | Karjat |
| 16 | सुधागड पाली | .. | .. | .. | .. | .. | .. | .. | .. | 44.0 | 2 | 440.0 | 12 | 1,231.6 | 27 | Sudhagad Pali |

IV. रत्नागिरी जिल्हा—

| | | | | | | | | | | | | | | | | |
|----|----------------|----|----|----|----|----|----|----|----|------|----|--------|----|---------|----|---------------|
| 1 | रत्नागिरी (त) | .. | .. | .. | .. | .. | .. | .. | .. | .. | .. | 882.7 | 16 | 967.7 | 21 | Ratnagiri (T) |
| 2 | मंडणगड | .. | .. | .. | .. | .. | .. | .. | .. | 5.0 | 1 | 358.0 | 14 | 1,188.0 | 26 | Mandangad |
| 3 | दापोली | .. | .. | .. | .. | .. | .. | .. | .. | .. | .. | 347.0 | 14 | 1,133.0 | 25 | Dapoli |
| 4 | हर्ण | .. | .. | .. | .. | .. | .. | .. | .. | .. | .. | 330.0 | 6 | 681.5 | 24 | Harnai |
| 5 | खेड | .. | .. | .. | .. | .. | .. | .. | .. | 44.0 | 3 | 372.0 | 11 | 1,296.0 | 26 | Khed |
| 6 | चिपळूण | .. | .. | .. | .. | .. | .. | .. | .. | 9.0 | 1 | 508.0 | 17 | 1,225.0 | 26 | Chiplun |
| 7 | गुहागर | .. | .. | .. | .. | .. | .. | .. | .. | .. | .. | 401.0 | 9 | 708.0 | 23 | Guhagar |
| 8 | रत्नागिरी (वे) | .. | .. | .. | .. | .. | .. | .. | .. | .. | .. | 882.8 | 16 | 1,057.2 | 21 | Ratnagiri (O) |
| 9 | राजापूर | .. | .. | .. | .. | .. | .. | .. | .. | .. | .. | 714.0 | 19 | 1,459.0 | 26 | Rajapur |
| 10 | देवगड | .. | .. | .. | .. | .. | .. | .. | .. | 0.2 | .. | 883.0 | 17 | 667.4 | 23 | Deogad |
| 11 | संगमेश्वर | .. | .. | .. | .. | .. | .. | .. | .. | .. | .. | .. | .. | .. | .. | Sangameshwar |
| 12 | लंजा | .. | .. | .. | .. | .. | .. | .. | .. | 13.0 | 2 | 655.0 | 17 | 1,263.3 | 25 | Lanja |
| 13 | मालवण | .. | .. | .. | .. | .. | .. | .. | .. | .. | .. | 674.0 | 17 | 541.0 | 23 | Malwan |
| 14 | सावंतवाडी | .. | .. | .. | .. | .. | .. | .. | .. | .. | .. | 1012.2 | 19 | 1,425.7 | 27 | Sawantwadi |
| 15 | वेंगुर्ला | .. | .. | .. | .. | .. | .. | .. | .. | 8.4 | 1 | 850.9 | 20 | 1,033.0 | 27 | Vengurla |
| 16 | कुडाळ | .. | .. | .. | .. | .. | .. | .. | .. | .. | .. | 953.0 | 14 | 1,285.0 | 26 | Kudal |
| 17 | वेंगुर्ला (वे) | .. | .. | .. | .. | .. | .. | .. | .. | 6.4 | 1 | 851.3 | 20 | 1,033.0 | 25 | Vengurla (O) |
| 18 | देवरूख | .. | .. | .. | .. | .. | .. | .. | .. | 10.0 | 1 | 649.0 | 19 | 1,341.0 | 26 | Devrukha |
| 19 | कणकवली | .. | .. | .. | .. | .. | .. | .. | .. | .. | .. | 520.0 | 17 | 1,093.0 | 25 | Kankavali |

V. नाशिक जिल्हा—

| | | | | | | | | | | | | | | | | |
|----|-----------------|----|------|----|----|----|----|----|----|------|----|-------|---|------|----|---------------------|
| 1 | नाशिक (वे) | .. | .. | .. | .. | .. | .. | .. | .. | 12.7 | 3 | 57.6 | 3 | 72.2 | 9 | Nashik (O) |
| 2 | निफाड | .. | .. | .. | .. | .. | .. | .. | .. | .. | .. | 218.0 | 3 | 43.6 | 6 | Niphad |
| 3 | पिंपळगांव बसवंत | .. | .. | .. | .. | .. | .. | .. | .. | .. | .. | 217.2 | 3 | 43.4 | 6 | Pimpalgaon Baswant. |
| 4 | नाशिक (त) | .. | .. | .. | .. | .. | .. | .. | .. | .. | .. | 57.6 | 3 | 72.4 | 9 | Nashik (T) |
| 5 | येवले | .. | .. | .. | .. | .. | .. | .. | .. | .. | .. | 85.0 | 5 | 12.4 | 2 | Yeole |
| 6 | सोमथाना | .. | 20.5 | 1 | .. | .. | .. | .. | .. | .. | .. | 50.0 | 3 | 69.8 | 5 | Somthana |
| 7 | चंद्र | .. | .. | .. | .. | .. | .. | .. | .. | .. | .. | 119.0 | 4 | 79.0 | 11 | Chandur |
| 8 | कोलेगांव माल | .. | .. | .. | .. | .. | .. | .. | .. | .. | .. | 34.0 | 4 | 17.4 | 1 | Kolegaonmal |
| 9 | नांदगाव | .. | .. | .. | .. | .. | .. | .. | .. | 16.0 | 2 | 82.0 | 5 | 20.0 | 4 | Nandgaon |
| 10 | मालेगाव (त) | .. | 24.5 | 1 | .. | .. | .. | .. | .. | 7.8 | 1 | 250.3 | 3 | 98.9 | 6 | Malegaon (T) |

| | | | | | | | | | | | | | | | |
|----|-------------|----|----|----|----|----|----|----|------|----|-------|----|---------|----|---------------|
| 5 | उरण | .. | .. | .. | .. | .. | .. | .. | .. | .. | 252-3 | 10 | 501.5 | 21 | Uran |
| 6 | भिरा (वे.) | .. | .. | .. | .. | .. | .. | .. | 37.0 | 2 | 556.0 | 15 | 1354.0 | 25 | Bhira (O) |
| 7 | पेण | .. | .. | .. | .. | .. | .. | .. | .. | .. | 349-0 | 12 | 802.1 | 23 | Pen |
| 8 | महाड | .. | .. | .. | .. | .. | .. | .. | 71.0 | 5 | 359-0 | 15 | 1,122-0 | 27 | Mahad |
| 9 | माणगांव | .. | .. | .. | .. | .. | .. | .. | 36.6 | 2 | 416-5 | 14 | 1,020-9 | 27 | Mangaon |
| 10 | रोहा | .. | .. | .. | .. | .. | .. | .. | .. | .. | 568-0 | 12 | 1,073-0 | 27 | Roha |
| 11 | पोलादपूर | .. | .. | .. | .. | .. | .. | .. | 50.0 | 2 | 404-0 | 14 | 1,245-0 | 27 | Poladpur |
| 12 | मुरुड | .. | .. | .. | .. | .. | .. | .. | .. | .. | 531-0 | 11 | 673-0 | 26 | Murud |
| 13 | श्रीवर्धन | .. | .. | .. | .. | .. | .. | .. | .. | .. | 715-1 | 12 | 876-6 | 24 | Shrivardhan |
| 14 | म्हसाळा | .. | .. | .. | .. | .. | .. | .. | 8.0 | 1 | 471-0 | 15 | 1,100-0 | 27 | Mhasala |
| 15 | करजत | .. | .. | .. | .. | .. | .. | .. | 24.3 | 4 | 348-2 | 13 | 815-2 | 26 | Karjat |
| 16 | सुधागड पाली | .. | .. | .. | .. | .. | .. | .. | 44.0 | 2 | 440-0 | 12 | 1,231-6 | 27 | Sudhagad Pali |

IV. रत्नागिरी जिल्हा—

| | | | | | | | | | | | | | | | |
|----|----------------|----|----|----|----|----|----|----|------|----|--------|----|---------|----|---------------|
| 1 | रत्नागिरी (त) | .. | .. | .. | .. | .. | .. | .. | .. | .. | 882-7 | 16 | 967-7 | 21 | Ratnagiri (T) |
| 2 | मंडणगड | .. | .. | .. | .. | .. | .. | .. | 5.0 | 1 | 358-0 | 14 | 1,188-0 | 26 | Mandangad |
| 3 | दापोली | .. | .. | .. | .. | .. | .. | .. | .. | .. | 347-0 | 14 | 1,133-0 | 25 | Dapoli |
| 4 | हर्ण | .. | .. | .. | .. | .. | .. | .. | .. | .. | 330-0 | 6 | 681-5 | 24 | Harnai |
| 5 | खेड | .. | .. | .. | .. | .. | .. | .. | 44.0 | 3 | 372-0 | 11 | 1,296-0 | 26 | Khed |
| 6 | चिपळूण | .. | .. | .. | .. | .. | .. | .. | 9.0 | 1 | 508-0 | 17 | 1,225-0 | 26 | Chiplun |
| 7 | गुहागर | .. | .. | .. | .. | .. | .. | .. | .. | .. | 401-0 | 9 | 708-0 | 23 | Guhagar |
| 8 | रत्नागिरी (वे) | .. | .. | .. | .. | .. | .. | .. | .. | .. | 882-8 | 16 | 1,057-2 | 21 | Ratnagiri (O) |
| 9 | राजापूर | .. | .. | .. | .. | .. | .. | .. | .. | .. | 714-0 | 19 | 1,459-0 | 26 | Rajapur |
| 10 | देवगड | .. | .. | .. | .. | .. | .. | .. | 0.2 | .. | 883-0 | 17 | 667-4 | 23 | Deogad |
| 11 | संगमेश्वर | .. | .. | .. | .. | .. | .. | .. | .. | .. | .. | .. | .. | .. | Sangameshwar |
| 12 | लांजा | .. | .. | .. | .. | .. | .. | .. | 13.0 | 2 | 655-0 | 17 | 1,263-3 | 25 | Lanja |
| 13 | मालवण | .. | .. | .. | .. | .. | .. | .. | .. | .. | 674-0 | 17 | 541-0 | 23 | Malwan |
| 14 | सावंतवाडी | .. | .. | .. | .. | .. | .. | .. | .. | .. | 1012-2 | 19 | 1,425-7 | 27 | Sawantwadi |
| 15 | वेंगुर्ला | .. | .. | .. | .. | .. | .. | .. | 8.4 | 1 | 850-9 | 20 | 1,033-0 | 27 | Vengurla |
| 16 | कुडाळ | .. | .. | .. | .. | .. | .. | .. | .. | .. | 953-0 | 14 | 1,285-0 | 26 | Kudal |
| 17 | वेंगुर्ला (वे) | .. | .. | .. | .. | .. | .. | .. | 6.4 | 1 | 851-3 | 20 | 1,033-0 | 25 | Vengurla (O) |
| 18 | देवरूख | .. | .. | .. | .. | .. | .. | .. | 10-0 | 1 | 649-0 | 19 | 1,341-0 | 26 | Devrukh |
| 19 | कणकवली | .. | .. | .. | .. | .. | .. | .. | .. | .. | 520-0 | 17 | 1,093-0 | 25 | Kankavali |

V. नाशिक जिल्हा—

| | | | | | | | | | | | | | | | |
|----|-----------------|----|------|----|----|----|----|----|------|----|-------|---|------|----|---------------------|
| 1 | नाशिक (वे) | .. | .. | .. | .. | .. | .. | .. | 12-7 | 3 | 57-6 | 3 | 72-2 | 9 | Nashik (O) |
| 2 | निफाड | .. | .. | .. | .. | .. | .. | .. | .. | .. | 218-0 | 3 | 43-6 | 6 | Niphad |
| 3 | पिंपळगांव बसवंत | .. | .. | .. | .. | .. | .. | .. | .. | .. | 217-2 | 3 | 43-4 | 6 | Pimpalgaon Baswant. |
| 4 | नाशिक (त) | .. | .. | .. | .. | .. | .. | .. | .. | .. | 57-6 | 3 | 72-4 | 9 | Nashik (T) |
| 5 | येवले | .. | .. | .. | .. | .. | .. | .. | .. | .. | 85-0 | 5 | 12-4 | 2 | Yeole |
| 6 | सोमथाना | .. | 20.5 | 1 | .. | .. | .. | .. | .. | .. | 50.0 | 3 | 69-8 | 5 | Somthana |
| 7 | चंद्र | .. | .. | .. | .. | .. | .. | .. | .. | .. | 119-0 | 4 | 79-0 | 11 | Chandur |
| 8 | कोलेगांव माल | .. | .. | .. | .. | .. | .. | .. | .. | .. | 34-0 | 4 | 17-4 | 1 | Kolegaonmal |
| 9 | नांदगाव | .. | .. | .. | .. | .. | .. | .. | 16-0 | 2 | 82-0 | 5 | 20-0 | 4 | Nandgaon |
| 10 | मालेगांव (त) | .. | 24-5 | 1 | .. | .. | .. | .. | 7-8 | 1 | 250-3 | 3 | 98-9 | 6 | Malegaon (T) |

तपसा कर्मा/TABLE No. 2-3-A—contd.

| (1) | (2) | (3) | (4) | (5) | (6) | (7) | (8) | (9) | (10) | (11) | (12) | (13) | (14) | (15) | (16) | (2) | |
|------------------------------|----------------|-----|------|-----|-----|-----|------|------|------|-------|------|-------|------|-------|------|-----------------------------------|--|
| V. नासिक जिल्हा—पारू. | | | | | | | | | | | | | | | | V. Nashik—contd. | |
| 11 | विठोरी | .. | .. | .. | .. | .. | .. | .. | .. | 14.2 | 2 | 40.7 | 2 | 123.0 | 12 | Dindori | |
| 12 | सुरगणा | .. | .. | .. | .. | .. | .. | .. | .. | .. | .. | 228.0 | 8 | 881.0 | 18 | Surgana | |
| 13 | बोळवान | .. | 13.0 | 2 | .. | .. | .. | .. | .. | 9.0 | 2 | 189.0 | 7 | .. | .. | Bolthan | |
| 14 | कळवण | .. | 22.0 | 1 | .. | .. | .. | .. | .. | 23.0 | 2 | 146.0 | 2 | 112.0 | 8 | Kalvan | |
| 15 | सटाणा (बायलाण) | .. | 40.0 | 2 | .. | .. | .. | .. | .. | .. | .. | 142.0 | 4 | 92.8 | 9 | Satana (Baglan). | |
| 16 | ओझर (वे) | .. | .. | .. | .. | .. | .. | .. | .. | 53.9 | 3 | 35.1 | 4 | 58.0 | 7 | Ozaar (O) | |
| 17 | इगतपुरी | .. | .. | .. | .. | .. | .. | .. | .. | .. | .. | 204.0 | 12 | 785.0 | 26 | Igatpuri | |
| 18 | सिन्नर | .. | 15.0 | 1 | .. | .. | .. | .. | .. | .. | .. | 45.0 | 3 | 59.0 | 6 | Sinnar | |
| VI. धुळे जिल्हा— | | | | | | | | | | | | | | | | VI. Dhule District | |
| 1 | धुळे (वे) | .. | .. | .. | .. | .. | .. | .. | .. | .. | .. | 59.0 | 2 | 217.8 | 9 | Dhule (O) | |
| 2 | सक्ती | .. | .. | .. | .. | .. | .. | .. | .. | 6.6 | 1 | 84.0 | 4 | 129.2 | 6 | Sakri | |
| 3 | पिंपळनेर | .. | 30.2 | 3 | 6.0 | 1 | .. | .. | .. | 102.0 | 2 | 60.0 | 2 | 338.5 | 12 | Pimpalner | |
| 4 | नंदुरबार (त) | .. | .. | .. | 4.2 | 1 | .. | .. | .. | 13.5 | 2 | 35.7 | 3 | 217.8 | 9 | Nandurbar (T) | |
| 5 | नवापुर | .. | .. | .. | .. | .. | .. | .. | .. | .. | .. | 45.0 | 2 | 483.6 | 12 | Nawapur | |
| 6 | तळोवा | .. | .. | .. | .. | .. | .. | .. | .. | .. | .. | 114.3 | 4 | 120.4 | 12 | Taloda | |
| 7 | शहादा | .. | .. | .. | .. | .. | .. | .. | .. | .. | .. | .. | .. | 241.0 | 14 | Shahada | |
| 8 | शिरपुर | .. | 2.1 | 1 | .. | .. | .. | .. | .. | 1.0 | 1 | 150.7 | 6 | 224.6 | 9 | Shirpur | |
| 9 | सिंदखेडा | .. | .. | .. | .. | .. | .. | .. | .. | .. | .. | 121.3 | 5 | 114.2 | 9 | Sindkheda | |
| 10 | अक्कलकुवा | .. | .. | .. | .. | .. | .. | .. | .. | .. | .. | 45.0 | 2 | 237.0 | 13 | Akkalkuwa | |
| 11 | नंदुरबार (वे) | .. | .. | .. | .. | .. | .. | .. | .. | 13.5 | 2 | 35.7 | 3 | 197.8 | 9 | Nandurbar (O) | |
| VII. जळगाव जिल्हा— | | | | | | | | | | | | | | | | VII. Jalgaon District. | |
| 1 | जळगाव (वे) | .. | 3.8 | 1 | .. | .. | 11.8 | 1 | .. | 4.6 | 1 | 250.0 | 5 | 168.0 | 12 | Jalgaon (O) | |
| 2 | चालीसगाव | .. | 20.0 | 2 | .. | .. | .. | .. | .. | 6.0 | 1 | 117.0 | 5 | 131.6 | 7 | Chalisgaon | |
| 3 | पाचोरा | .. | 5.0 | 1 | .. | .. | .. | .. | .. | .. | .. | 136.0 | 4 | 129.0 | 9 | Pachora | |
| 4 | भडगाव | .. | .. | .. | .. | .. | .. | .. | .. | .. | .. | 107.0 | 4 | 50.0 | 6 | Badgaon | |
| 5 | चोपडा | .. | .. | .. | .. | .. | .. | .. | .. | .. | .. | 178.0 | 5 | 117.0 | 11 | Chopda | |
| 6 | अमळनेर | .. | .. | .. | .. | .. | .. | 10.0 | 1 | 12.0 | 1 | 155.0 | 6 | 161.4 | 11 | Amalner | |
| 7 | पारोळा | .. | .. | .. | .. | .. | .. | .. | .. | 8.0 | 1 | 129.0 | 4 | 177.0 | 9 | Parola | |
| 8 | जामनेर | .. | .. | .. | .. | .. | .. | .. | .. | .. | .. | 199.4 | 5 | 165.2 | 14 | Jamner | |
| 9 | भुसावळ | .. | .. | .. | .. | .. | .. | 13.3 | 1 | .. | .. | 138.5 | 2 | 205.9 | 9 | Bhusawal | |
| 10 | एदलाबाद | .. | 29.6 | 3 | 9.0 | 1 | 3.7 | 1 | .. | .. | .. | 83.7 | 3 | 158.3 | 9 | Edalabad | |
| 11 | यावल | .. | .. | .. | .. | .. | .. | .. | .. | .. | .. | 310.0 | 3 | 124.1 | 10 | Yawal | |
| 12 | रावेर | .. | .. | .. | 6.0 | 1 | 5.0 | 1 | .. | .. | .. | 78.0 | 4 | 192.4 | 8 | Raver | |
| VIII. अहमदनगर जिल्हा— | | | | | | | | | | | | | | | | VIII. Ahmadnagar District. | |
| 1 | अहमदनगर (त) | .. | .. | .. | .. | .. | .. | .. | .. | 13.2 | 1 | 108.1 | 7 | 24.3 | 3 | Ahmadnagar (T) | |
| 2 | पारनेर | .. | .. | .. | .. | .. | .. | .. | .. | 13.0 | 1 | 49.0 | 3 | 29.0 | 3 | Parner | |

| | | | | | | | | | | | | | | | | |
|--------------------------|----------------------|-----|----|-----|----|----|------|------|-------|-------|------|---------|-------|---------------------------|--------------------|----------------|
| 3 | श्रीगोंदि | .. | .. | .. | .. | .. | .. | 31-0 | 2 | 138-6 | 4 | 17-4 | 3 | Shrigonde | | |
| 4 | कजत | .. | .. | .. | .. | .. | 2-0 | 14-0 | 2 | 88-0 | 3 | 21-0 | 3 | Karjat | | |
| 5 | जामखेड | .. | .. | .. | .. | .. | 26-2 | 29-4 | 3 | 137-0 | 6 | 33-3 | 2 | Jamkhed | | |
| 6 | शेवगांव | .. | .. | .. | .. | .. | .. | 6-0 | 1 | 44-0 | 3 | 164-0 | 6 | Shevgaon | | |
| 7 | पाथर्डी | .. | .. | .. | .. | .. | .. | .. | .. | 44-0 | 3 | 113-0 | 9 | Pathardi | | |
| 8 | नेवासे | .. | .. | .. | .. | .. | .. | .. | .. | 123-0 | 7 | 34-0 | 3 | Newase | | |
| 9 | राहुरी | .. | .. | .. | .. | .. | .. | 16-6 | 2 | 141-9 | 7 | 16-2 | 1 | Rahuri | | |
| 10 | संगमनेर | .. | .. | .. | .. | .. | .. | 53-0 | 3 | 97-5 | 6 | 5-3 | 1 | Sangamner | | |
| 11 | अकोला | .. | .. | .. | .. | .. | .. | 38-0 | 4 | 35-0 | 3 | 31-3 | 4 | Akola | | |
| 12 | कोपरगांव | .. | .. | .. | .. | .. | .. | .. | .. | 146-6 | 5 | 11-2 | 2 | Kopargaon | | |
| 13 | श्रीरामपूर | .. | .. | .. | .. | .. | .. | .. | .. | 68-0 | 5 | 9-0 | 2 | Shrirampur | | |
| IX. पुणे जिल्हा— | | | | | | | | | | | | | | IX. Pune District | | |
| 1 | लोहगांव विमानतळ (वे) | .. | .. | .. | .. | .. | .. | 34-8 | 3 | 47-6 | 4 | 40-9 | 9 | Lohgaon Aerodrome (O) | | |
| 2 | पुणे (वे) | .. | .. | .. | .. | .. | .. | 57-8 | 4 | 63-5 | 3 | 62-0 | 9 | Pune (O) | | |
| 3 | वडगांव मावळ | .. | .. | .. | .. | .. | .. | .. | .. | 75-8 | 3 | 216-0 | 17 | Vadgaon Mawal | | |
| 4 | पौड मुळशी | .. | .. | .. | .. | .. | .. | 39-8 | 4 | 115-4 | 5 | 274-0 | 19 | Poud Mulshi | | |
| 5 | जुन्नर | .. | .. | .. | .. | .. | .. | 30-0 | 1 | 72-0 | 4 | 54-6 | 8 | Junnar | | |
| 6 | वानवडी (वे) | .. | .. | .. | .. | .. | .. | 5-8 | 1 | 51-4 | 3 | 47-0 | 10 | Wanwadi (O) | | |
| 7 | भोर | .. | .. | .. | .. | .. | .. | .. | .. | 61-8 | 4 | 238-8 | 19 | Bhor | | |
| 8 | घोडा | .. | .. | .. | .. | .. | .. | .. | .. | 50-2 | 2 | 49-5 | 7 | Ghoda | | |
| 9 | जेजुरी | .. | .. | .. | .. | .. | 34-0 | 1 | .. | 15-0 | 2 | 25-0 | 5 | Jejuri | | |
| 10 | लोणावळा | .. | .. | .. | .. | .. | .. | .. | .. | 461-0 | 16 | 1,097-0 | 27 | Lonavla | | |
| 11 | खेड | .. | .. | .. | .. | .. | .. | 97-0 | 4 | 58-2 | 1 | 81-4 | 9 | Khed | | |
| 12 | शिरूर | .. | .. | .. | .. | .. | .. | .. | .. | 92-8 | 4 | 28-0 | 2 | Shirur | | |
| 13 | बारामती | 7-8 | 1 | .. | .. | .. | 6-5 | 1 | 50-4 | 3 | 81-9 | 3 | 59-2 | 5 | Baramati | |
| 14 | बारामती (वे) | 7-8 | 1 | 4-9 | 1 | .. | 6-5 | 1 | 55-3 | 4 | 89-8 | 4 | 58-0 | 4 | Baramati (O) | |
| 15 | इंदापूर | .. | .. | .. | .. | .. | .. | .. | .. | 96-4 | 4 | 53-8 | 4 | Indapur | | |
| 16 | दौंड | 4-6 | 1 | .. | .. | .. | 14-4 | 1 | 45-5 | 1 | 74-6 | 5 | 38-6 | 4 | Daund | |
| 17 | सासवड (पुरंदर) | .. | .. | .. | .. | .. | 5-0 | 1 | 22-0 | 3 | 83-0 | 4 | 54-6 | 6 | Saswad (Purandar). | |
| 18 | आळंदी | .. | .. | .. | .. | .. | .. | .. | .. | 44-8 | 2 | 47-6 | 9 | Alandi | | |
| 19 | वेलहे | .. | .. | .. | .. | .. | .. | .. | .. | 282-0 | 10 | 666-0 | 25 | Welhe | | |
| 20 | खंडाळा (वे) | .. | .. | .. | .. | .. | .. | .. | .. | 369-0 | 13 | 1,015-0 | 26 | Khandala (O) | | |
| X. सातारा जिल्हा— | | | | | | | | | | | | | | X. Satara District | | |
| 1 | सातारा (वे) | .. | .. | .. | .. | .. | 74-1 | 2 | 68-3 | 7 | 47-9 | 4 | 134-0 | 17 | Satara (O) | |
| 2 | कोरेगांव | .. | .. | .. | .. | .. | 27-2 | 2 | 39-3 | 6 | 50-8 | 6 | 77-2 | 11 | Koregaon | |
| 3 | वाई | .. | .. | .. | .. | .. | .. | .. | .. | 33-0 | 3 | 91-8 | 12 | Wai | | |
| 4 | पान्चगणी | .. | .. | .. | .. | .. | .. | .. | .. | 118-9 | 8 | 327-8 | 20 | Panchgani | | |
| 5 | मेढा (जावळी) | .. | .. | .. | .. | .. | 90-0 | 2 | 138-9 | 8 | 94-1 | 4 | 372-7 | 23 | Medha (Jaoli) | |
| 6 | महाबळेश्वर | .. | .. | .. | .. | .. | .. | .. | .. | 57-5 | 4 | 549-5 | 17 | Maha Baleshwar (O) | | |
| 7 | पाटण | .. | .. | .. | .. | .. | .. | .. | .. | 82-3 | 6 | 534-5 | 23 | Patan | | |
| 8 | कराड | .. | .. | .. | .. | .. | 3-0 | 1 | 84-0 | 8 | 40-1 | 5 | 95-4 | 9 | Karad | |
| 9 | दहिवाडी (माण) | .. | .. | .. | .. | .. | .. | .. | .. | 116-4 | 4 | 127-0 | 6 | 26-9 | 2 | Dahiwadi (Man) |

तबता क्रमांक/TABLE No. 2.3 (A)—contd.

| (1) | (2) | (3) | (4) | (5) | (6) | (7) | (8) | (9) | (10) | (11) | (12) | (13) | (14) | (15) | (16) | (2) | |
|--------------------------------|----------------|-----|-----|-----|-----|-----|-----|------|------|-------|------|-------|------|---------|------|--------------------------------|--|
| X. सातारा जिल्हा—चालू | | | | | | | | | | | | | | | | X. Satara—contd. | |
| 10 | वडुज | .. | .. | .. | .. | .. | .. | 45.1 | 2 | 95.8 | 8 | 62.2 | 6 | 25.2 | 3 | Vaduj | |
| 11 | खडगळा | .. | .. | .. | .. | .. | .. | 65.0 | 2 | 70.1 | 5 | 26.0 | 1 | 27.4 | 4 | Khandala | |
| 12 | फलटण | .. | .. | .. | .. | .. | .. | .. | .. | 10.9 | 1 | 36.5 | 4 | 16.0 | 3 | Phaltan | |
| 13 | औंध (खटाव) | .. | .. | .. | .. | 4.6 | 1 | 8.4 | 1 | 32.4 | 2 | 54.1 | 6 | 54.4 | 7 | Aundh(Khatav) | |
| 14 | सातारा (त) | .. | .. | .. | .. | .. | .. | 83.4 | 2 | 55.2 | 4 | 35.2 | 3 | 142.9 | 15 | Satara (T) | |
| XI. सांगली जिल्हा— | | | | | | | | | | | | | | | | XI. Sangli District. | |
| 1 | मीरज | .. | .. | .. | .. | .. | .. | .. | .. | 91.4 | 5 | 66.6 | 6 | 33.0 | 4 | Miraj | |
| 2 | जत | .. | .. | .. | .. | .. | .. | .. | .. | 29.0 | 2 | 72.0 | 4 | 68.0 | 5 | Jath | |
| 3 | इस्लामपूर | .. | .. | .. | .. | .. | .. | 3.0 | 1 | 251.0 | 8 | 81.0 | 6 | 97.0 | 8 | Islampur | |
| 4 | कवठे महाकाळ | .. | .. | .. | .. | .. | .. | 42.0 | 2 | 22.0 | 1 | 44.5 | 3 | 13.5 | 2 | Kawathe Mahankal | |
| 5 | वीटा (खानापूर) | .. | .. | .. | .. | .. | .. | .. | .. | 136.3 | 3 | 31.2 | 4 | 83.1 | 5 | Vita(Khanapur) | |
| 6 | तासगाव | .. | .. | .. | .. | .. | .. | .. | .. | 111.0 | 5 | 214.0 | 7 | 139.0 | 12 | Tasgaon | |
| 7 | शिराला | .. | .. | .. | .. | .. | .. | 16.0 | 1 | 108.0 | 7 | 129.0 | 6 | 262.0 | 18 | Shirala | |
| 8 | आटपाडी | .. | .. | .. | .. | .. | .. | 7.0 | 1 | 17.0 | 2 | 71.0 | 5 | 58.0 | 2 | Atpadi | |
| 9 | सांगली | .. | .. | .. | .. | .. | .. | 9.8 | 2 | 244.9 | 7 | 96.1 | 6 | 56.4 | 9 | Sangli | |
| XII. सोलापूर जिल्हा— | | | | | | | | | | | | | | | | XII. Solapur District. | |
| 1 | सोलापूर (वे) | .. | .. | .. | .. | .. | .. | 47.2 | 1 | 55.8 | 6 | 75.9 | 6 | 120.8 | 9 | Solapur (O) | |
| 2 | बारशी | .. | .. | .. | .. | .. | .. | .. | .. | 30.4 | 4 | 102.7 | 9 | 111.2 | 5 | Barshi | |
| 3 | अक्कलकोट | .. | .. | .. | .. | .. | .. | 6.0 | 1 | 48.0 | 2 | 45.0 | 7 | 235.0 | 10 | Akkalkot | |
| 4 | जेऊर. (वे) | .. | .. | .. | .. | .. | .. | .. | .. | 19.9 | 3 | 84.2 | 3 | 46.5 | 4 | Jeur (O) | |
| 5 | मोहोळ | .. | .. | .. | .. | .. | .. | .. | .. | 11.4 | 1 | 61.7 | 6 | 96.3 | 7 | Mohol | |
| 6 | माढा | .. | .. | .. | .. | .. | .. | 30.0 | 2 | 38.2 | 1 | 60.0 | 4 | 36.5 | 6 | Madha | |
| 7 | करमाळा | .. | .. | .. | .. | .. | .. | 24.6 | 2 | 29.4 | 4 | 146.9 | 7 | 65.7 | 6 | Karmala | |
| 8 | पंढरपूर | .. | .. | .. | .. | .. | .. | .. | .. | .. | .. | 120.0 | 4 | 89.0 | 8 | Pandharpur | |
| 9 | सांगोला | .. | .. | .. | .. | .. | .. | 35.0 | 1 | .. | .. | 162.4 | 8 | 30.2 | 6 | Sangola | |
| 10 | माळशिरस | .. | .. | .. | .. | .. | .. | .. | .. | 40.0 | 1 | 116.8 | 6 | 15.4 | 1 | Malshiras | |
| 11 | मंगळवेढा | .. | .. | .. | .. | .. | .. | 5.0 | 1 | 25.0 | 2 | 105.7 | 4 | 50.0 | 6 | Mangalwedha | |
| 12 | अकलुज | .. | .. | .. | .. | .. | .. | .. | .. | 59.9 | 4 | 75.8 | 5 | 39.2 | 3 | Akluj | |
| XIII. कोल्हापूर जिल्हा— | | | | | | | | | | | | | | | | XIII. Kolhapur District | |
| 1 | कोल्हापूर (वे) | .. | .. | .. | .. | .. | .. | 18.7 | 1 | 88.4 | 7 | 86.5 | 7 | 208.1 | 18 | Kolhapur (O) | |
| 2 | हातकणगले | .. | .. | .. | .. | .. | .. | 20.3 | 2 | 111.4 | 3 | 60.7 | 6 | 94.2 | 11 | Hatkanangale | |
| 3 | शिरोळ | .. | .. | .. | .. | .. | .. | 5.0 | 1 | 110.0 | 4 | 77.0 | 4 | 82.0 | 11 | Shirol | |
| 4 | गगनबावडा | .. | .. | .. | .. | .. | .. | .. | .. | .. | .. | 872.7 | 18 | 2,172.6 | 27 | Gaganbavada | |
| 5 | शाहवाडी | .. | .. | .. | .. | .. | .. | 3.0 | 1 | 84.0 | 5 | 189.0 | 10 | 849.0 | 24 | Shahuwadi | |
| 6 | गारगोटी | .. | .. | .. | .. | .. | .. | 15.0 | 2 | 91.0 | 10 | 190.0 | 11 | 580.0 | 22 | Gargoti | |
| 7 | पन्हाळा | .. | .. | .. | .. | .. | .. | 11.9 | 2 | 49.2 | 6 | 160.5 | 8 | 432.2 | 22 | Panhala | |
| 8 | कागल | .. | .. | .. | .. | .. | .. | 14.0 | 1 | 211.5 | 7 | 33.4 | 3 | 172.4 | 16 | Kagal | |
| 9 | गढिंगलज | .. | .. | .. | .. | .. | .. | 13.0 | 2 | 123.0 | 6 | 121.0 | 6 | 216.0 | 13 | Gadhinglaj | |

| | | | | | | | | | | | | | | | | |
|----|---------------|----|----|----|----|----|----|------|----|-------|---|-------|----|---------|----|-------------|
| 10 | राष्ट्रान्तरी | .. | .. | .. | .. | .. | .. | .. | .. | 108-0 | 8 | 532-2 | 16 | 1,494-0 | 25 | Radhanagari |
| 11 | आजरा | .. | .. | .. | .. | .. | .. | 23-0 | 1 | 82-0 | 7 | 244-0 | 10 | 795-0 | 21 | Ajara |
| 12 | चांदगड | .. | .. | .. | .. | .. | .. | .. | .. | 153-8 | 4 | 352-0 | 13 | 1,193-2 | 22 | Chandgad |

XIV. औरंगाबाद जिल्हा--

XIV. Aurangabad District.

| | | | | | | | | | | | | | | | | |
|---|--------------|------|---|------|----|-----|----|-----|----|------|----|-------|---|-------|----|----------------|
| 1 | औरंगाबाद (त) | 95-8 | 3 | 2-4 | 1 | .. | .. | .. | .. | 68-3 | 4 | 90-5 | 5 | 151-8 | 11 | Aurangabad (T) |
| 2 | खुलदाबाद | 8-6 | 1 | 1-3 | 1 | .. | .. | .. | .. | 26-8 | 3 | 64-0 | 2 | 122-0 | 10 | Khuldabad |
| 3 | वैजापूर | 8-6 | 1 | .. | .. | .. | .. | .. | .. | .. | .. | 106-8 | 5 | 16-6 | 1 | Vajapur |
| 4 | सोयगाव | 33-0 | 2 | 16-0 | 1 | 8-0 | 1 | .. | .. | 50-2 | 1 | 90-0 | 2 | 159-4 | 12 | Soegaon |
| 5 | चिखलठाणा | 14-4 | 2 | 1-4 | 1 | .. | .. | 1-8 | 1 | 45-1 | 5 | 49-7 | 3 | 106-9 | 8 | Chikhalthana |
| 6 | सिल्लोड | 41-7 | 5 | .. | .. | .. | .. | .. | .. | 9-2 | 2 | 44-5 | 5 | 53-4 | 7 | Sillod |
| 7 | गंगापूर | 9-0 | 2 | .. | .. | .. | .. | .. | .. | 6-8 | 2 | 114-1 | 7 | 74-1 | 7 | Gangapur |
| 8 | कन्नड | 29-6 | 2 | .. | .. | .. | .. | .. | .. | .. | .. | 161-6 | 7 | 73-9 | 6 | Kannad |

XV. जालना जिल्हा--

XV. Jalna District.

| | | | | | | | | | | | | | | | | |
|---|----------|------|----|-----|----|------|----|----|----|------|----|-------|---|-------|----|------------|
| 1 | जालना | 11-0 | 2 | .. | .. | 10-0 | 1 | .. | .. | 31-0 | 3 | 253-0 | 9 | 153-0 | 9 | Jalna |
| 2 | जाफराबाद | 45-9 | 4 | 3-2 | 1 | .. | .. | .. | .. | 10-3 | 1 | 95-5 | 6 | 66-3 | 5 | Jafferabad |
| 3 | भोकरदन | .. | .. | .. | .. | .. | .. | .. | .. | .. | .. | 60-0 | 5 | 45-0 | 4 | Bhokardan |
| 4 | अंबड | .. | .. | .. | .. | .. | .. | .. | .. | .. | .. | 78-6 | 4 | 174-5 | 10 | Ambad |
| 5 | परतुर | .. | .. | .. | .. | .. | .. | .. | .. | 10-4 | 2 | 94-9 | 5 | 232-7 | 9 | Partur |

XVI. परभणी जिल्हा--

XVI. Parbhani District.

| | | | | | | | | | | | | | | | | |
|---|------------------|------|----|----|----|-----|----|------|---|------|----|-------|---|-------|----|-------------------|
| 1 | परभणी | 3-2 | 1 | .. | .. | .. | .. | 9-6 | 2 | 18-7 | 2 | 62-7 | 5 | 143-4 | 10 | Parbhani |
| 2 | कळमनुरी | 12-0 | 1 | .. | .. | 5-0 | 1 | 31-6 | 2 | 21-2 | 2 | 109-2 | 6 | 346-0 | 10 | Kalamnuri |
| 3 | हिंगोली | 16-3 | 3 | .. | .. | 4-0 | 1 | 25-0 | 2 | 16-6 | 2 | 99-3 | 8 | 318-8 | 11 | Hingoli |
| 4 | जिंतूर | 3-0 | 1 | .. | .. | 1-5 | 1 | 10-0 | 1 | .. | .. | 53-5 | 5 | 238-5 | 9 | Jintur |
| 5 | पाथरी | 1-0 | 1 | .. | .. | 1-0 | 1 | 2-1 | 1 | 29-6 | 3 | 96-8 | 5 | 77-9 | 7 | Pathri |
| 6 | सिद्धेश्वर कॅम्प | .. | .. | .. | .. | .. | .. | 14-4 | 1 | 14-4 | 2 | 118 | 8 | 227-8 | 13 | Siddheshwar Camp. |
| 7 | गंगाखेड | .. | .. | .. | .. | .. | .. | 3-2 | 1 | .. | .. | 12-5 | 3 | 181-0 | 11 | Gangakhed |
| 8 | बसमथ | 7-0 | 1 | .. | .. | .. | .. | 7-0 | 1 | 55-0 | 4 | 86-0 | 7 | 206-6 | 12 | Basmath |

XVII. बीड जिल्हा--

XVII. Beed District.

| | | | | | | | | | | | | | | | | |
|---|-----------|----|----|----|----|-----|----|------|----|------|----|-------|----|-------|----|------------|
| 1 | चौसाला | .. | .. | .. | .. | .. | .. | .. | .. | .. | .. | 195-0 | 5 | 40-0 | 1 | Chowsala |
| 2 | बीड | .. | .. | .. | .. | .. | .. | 15-2 | 2 | 16-8 | 1 | 109-2 | 6 | 107-0 | 7 | Beed |
| 3 | मोमिनाबाद | .. | .. | .. | .. | .. | .. | .. | .. | 38-5 | 3 | 140-0 | 6 | 239-7 | 9 | Mominabad |
| 4 | गेवराई | .. | .. | .. | .. | .. | .. | .. | .. | 35-2 | 4 | 119-3 | 5 | 79-6 | 10 | Gevrai |
| 5 | पाटोडा | .. | .. | .. | .. | 2-0 | 1 | 12-2 | 2 | 20-6 | 3 | 127-4 | 11 | 67-9 | 7 | Patoda |
| 6 | मांजलेगाव | .. | .. | .. | .. | .. | .. | .. | .. | .. | .. | 77-6 | 6 | 140-4 | 9 | Manjlegaon |
| 7 | रोटी | .. | .. | .. | .. | .. | .. | .. | .. | .. | .. | 44-0 | 4 | 47-0 | 3 | Roti |
| 8 | आष्टी | .. | .. | .. | .. | .. | .. | 30-4 | 5 | 3-5 | 1 | 51-0 | 4 | 41-9 | 4 | Ashti |

तबता क्रमांक/TABLE No. 2.3—contd.

| (1) | (2) | (3) | (4) | (5) | (6) | (7) | (8) | (9) | (10) | (11) | (12) | (13) | (14) | (15) | (16) | (2) |
|--------------------------------|-----------------|-------|-----|------|-----|------|-----|------|------|------|------|-------|------|-------|------|---------------------------------|
| XVIII. नांदेड जिल्हा— | | | | | | | | | | | | | | | | XVIII. Nanded District. |
| 1 | भोकर | 30.0 | 2 | .. | .. | 1.0 | 1 | 6.0 | 1 | 6.0 | 2 | 114.7 | 7 | 287.0 | 11 | Bhokar |
| 2 | हदगांव | 22.0 | 1 | .. | .. | .. | .. | .. | .. | .. | .. | 38.7 | 4 | 309.5 | 12 | Hadgaon |
| 3 | नांदेड (वे) | 15.6 | 2 | .. | .. | 1.2 | 1 | 30.2 | 2 | 46.3 | 5 | 71.9 | 7 | 429.0 | 12 | Nanded (O) |
| 4 | मुखेड | 3.6 | 1 | .. | .. | .. | .. | .. | .. | 5.4 | 1 | 95.8 | 6 | 240.8 | 12 | Mukhed |
| 5 | बिलोली | .. | .. | .. | .. | .. | .. | .. | .. | .. | .. | 63.2 | 5 | 434.2 | 11 | Billoli |
| 6 | किनवट | 49.0 | 2 | .. | .. | .. | .. | .. | .. | .. | .. | 80.0 | 7 | 376.0 | 13 | Kinwat |
| 7 | कंधार | 14.4 | 2 | .. | .. | 5.4 | 1 | .. | .. | .. | .. | 76.7 | 6 | 317.8 | 12 | Kandhar |
| 8 | देगलूर | 17.2 | 1 | .. | .. | 2.0 | 1 | 3.0 | 1 | .. | .. | 44.0 | 7 | 329.5 | 17 | Deglur |
| 9 | नांदेड (त) | 16.4 | 2 | .. | .. | .. | .. | 15.0 | 2 | 36.8 | 3 | 51.6 | 5 | 471.6 | 12 | Nanded (T) |
| XIX. उस्मानाबाद जिल्हा— | | | | | | | | | | | | | | | | XIX. Osmanabad District. |
| 1 | औसा | .. | .. | .. | .. | .. | .. | 8.4 | 1 | 4.8 | 1 | 79.0 | 3 | 111.6 | 8 | Ausa |
| 2 | भूम | .. | .. | .. | .. | .. | .. | 18.5 | 1 | 23.0 | 2 | 146.8 | 4 | 55.8 | 6 | Bhoom |
| 3 | उस्मानाबाद (वे) | .. | .. | 0.5 | 1 | 0.3 | 1 | 26.3 | 3 | 68.0 | 4 | 91.7 | 5 | 135.9 | 10 | Osmanabad (O) |
| 4 | परांडा | .. | .. | .. | .. | .. | .. | 38.0 | 3 | .. | .. | 90.6 | 7 | 27.8 | 3 | Paranda |
| 5 | कळंब | .. | .. | .. | .. | .. | .. | 15.0 | 2 | 19.0 | 3 | 129.4 | 4 | 68.2 | 5 | Kalam |
| 6 | तुळजापूर | .. | .. | .. | .. | .. | .. | .. | .. | .. | .. | 162.6 | 6 | 192.6 | 11 | Tuljapur |
| 7 | अहमदपूर | .. | .. | 4.0 | 1 | .. | .. | 8.6 | 1 | 23.3 | 3 | 77.1 | 5 | 223.1 | 12 | Ahmedpur |
| 8 | उदगीर | 10.0 | 1 | .. | .. | .. | .. | 18.6 | 1 | 6.5 | 1 | 32.4 | 4 | 212.6 | 8 | Udgir |
| 9 | लातूर | .. | .. | .. | .. | 4.6 | 1 | 20.7 | 3 | 16.8 | 1 | 154.4 | 7 | 174.5 | 12 | Latur |
| 10 | निलंगा | .. | .. | .. | .. | .. | .. | 23.2 | 4 | 25.0 | 2 | 120.0 | 7 | 91.0 | 6 | Nilanga |
| 11 | उमरगा | .. | .. | .. | .. | 9.0 | 1 | .. | .. | 9.9 | 1 | 76.3 | 6 | 253.7 | 13 | Omerga |
| 12 | उस्मानाबाद (त) | .. | .. | .. | .. | .. | .. | 13.8 | 2 | 30.0 | 1 | 68.0 | 6 | 131.0 | 11 | Osmanabad (T) |
| XX. बुलढाणा जिल्हा— | | | | | | | | | | | | | | | | XX. Buldana District. |
| 1 | बुलढाणा | 77.3 | 2 | 6.1 | 1 | 3.6 | 1 | .. | .. | 16.3 | 3 | 149.8 | 5 | 193.4 | 12 | Buldana |
| 2 | मलकापूर | 37.0 | 2 | .. | .. | .. | .. | .. | .. | .. | .. | 71.0 | 3 | 81.9 | 7 | Malkapur |
| 3 | मेहेकर | 31.0 | 3 | .. | .. | .. | .. | .. | .. | 10.3 | 1 | 209.4 | 8 | 200.4 | 10 | Mehekar |
| 4 | नंदुरा | 112.0 | 3 | 12.0 | 1 | 47.4 | 3 | .. | .. | .. | .. | 53.0 | 3 | 182.0 | 7 | Nandura |
| 5 | डोनेगाव | .. | .. | .. | .. | .. | .. | .. | .. | .. | .. | 245.2 | 8 | 257.3 | 14 | Donegaon |
| 6 | जळगाव | .. | .. | .. | .. | .. | .. | .. | .. | .. | .. | 24.0 | 2 | 196.3 | 11 | Jalgaon |
| 7 | खामगाव | .. | .. | .. | .. | .. | .. | .. | .. | .. | .. | 18.0 | 2 | 175.0 | 9 | Khamgaon |
| 8 | शेगाव | 57.6 | 4 | 8.0 | 1 | 11.4 | 3 | .. | .. | .. | .. | 11.4 | 1 | 211.6 | 10 | Shegaon |
| 9 | चिखली | 42.0 | 4 | .. | .. | 3.8 | 1 | .. | .. | 10.0 | 2 | 40.0 | 1 | 124.1 | 9 | Chikali |
| XXI. अकोला जिल्हा— | | | | | | | | | | | | | | | | XXI. Akola District |
| 1 | अकोला सिटी (वे) | 54.3 | 4 | 32.5 | 2 | 10.0 | 2 | .. | .. | .. | .. | 16.0 | 2 | 247.8 | 10 | Akola City (O) |
| 2 | बाळापूर | 45.6 | 3 | 10.4 | 1 | .. | .. | .. | .. | .. | .. | 13.4 | 1 | 277.0 | 11 | Balapur |
| 3 | आकोट | .. | .. | .. | .. | .. | .. | .. | .. | .. | .. | 13.0 | 1 | 4.00 | 1 | Akot |

| | | | | | | | | | | | | | | | |
|------------------------------|----------------------|-------|----|------|----|------|----|------|----|------|-------|----|-------|----|-----------------------|
| 4 | वाशिम | 101.5 | 4 | .. | .. | .. | .. | .. | .. | .. | 206.2 | 8 | 335.0 | 10 | Washim |
| 5 | मंगळूरपीर | 108.0 | 4 | 4.0 | 1 | 10.4 | 1 | 2.0 | 1 | .. | 69.2 | 5 | 363.5 | 12 | Mangrulpir |
| 6 | मुक्तिजापूर | 63.0 | 3 | 14.0 | 1 | 9.0 | 2 | .. | .. | 21.0 | 75.0 | 4 | 127.0 | 7 | Murtizapur |
| 7 | अकोला विमानतळ (वे.) | 55.4 | 4 | 22.5 | 1 | 10.3 | 1 | 1.9 | 1 | 8.0 | 40.4 | 3 | 274.2 | 10 | Akola Aero-drome (O). |
| 8 | तेल्हारा | 50.0 | 4 | .. | .. | .. | .. | 5.0 | 1 | 5.0 | 18.0 | 2 | 123.0 | 10 | Telhara |
| 9 | पातुर | 55.0 | 4 | 8.0 | 1 | .. | .. | .. | .. | .. | 94.0 | 5 | 191.0 | 9 | Partur |
| 10 | करंजा | .. | .. | .. | .. | .. | .. | .. | .. | .. | 40.9 | 4 | 342.5 | 14 | Karanja |
| XXII. अमरावती जिल्हा— | | | | | | | | | | | | | | | |
| 1 | अमरावती (त) | 82.6 | 5 | 14.4 | 2 | 10.6 | 1 | 21.8 | 2 | 6.4 | 31.6 | 4 | 313.8 | 13 | Amravati (T) |
| 2 | बडनेरा | .. | .. | .. | .. | .. | .. | .. | .. | .. | .. | .. | .. | .. | Badnera |
| 3 | मोर्शी | .. | .. | .. | .. | .. | .. | .. | .. | .. | 1.0 | 1 | 84.6 | 3 | Morshi |
| 4 | चांदूर रेल्वे | 78.8 | 4 | 11.0 | 1 | 10.0 | 1 | 9.3 | 1 | .. | 97.2 | 5 | 445.8 | 16 | Chander Railway |
| 5 | खोलापूर | 59.7 | 4 | 14.9 | 2 | 8.4 | 1 | .. | .. | 12.5 | 23.0 | 2 | 201.4 | 12 | Kholapur |
| 6 | वरूड | 50.0 | 2 | 26.4 | 1 | 2.2 | 1 | .. | .. | .. | 154.9 | 6 | 324.2 | 15 | Warud |
| 7 | तळेगाव | .. | .. | .. | .. | .. | .. | .. | .. | .. | 40.0 | 1 | 269.5 | 10 | Talegaon |
| 8 | अचलपूर | 77.1 | 4 | 14.3 | 1 | 2.1 | 1 | 1.1 | 1 | .. | 63.6 | 3 | 423.7 | 18 | Achalpur |
| 9 | दर्यापूर | 115.3 | 4 | 26.8 | 1 | 26.4 | 2 | .. | .. | .. | 66.9 | 5 | 289.3 | 12 | Daryapur |
| 10 | अंजनगांव सुरजी | 52.2 | 4 | 1.2 | 1 | 11.2 | 1 | .. | .. | .. | 55.3 | 4 | 92.1 | 10 | Anjangaon Surji |
| 11 | चांदूर बाजार | 138.2 | 5 | .. | .. | 15.2 | 1 | .. | .. | 15.3 | 43.5 | 3 | 226.3 | 14 | Chander Bazar |
| 12 | चिखलदा | .. | .. | .. | .. | .. | .. | .. | .. | .. | 39.3 | 4 | 363.3 | 19 | Chikhaldada |
| 13 | धारणी | 3.4 | 1 | .. | .. | .. | .. | .. | .. | 1.4 | 38.8 | 3 | 298.8 | 13 | Dharni |
| XXIII. यवतमाळ जिल्हा— | | | | | | | | | | | | | | | |
| 1 | यवतमाळ (त) | 86.8 | 5 | 12.5 | 1 | .. | .. | 2.8 | 1 | 15.8 | 199.9 | 6 | 213.3 | 11 | Yavatmal (T) |
| 2 | वर्धा | 86.0 | 4 | 13.0 | 1 | 8.4 | 1 | 3.4 | 1 | 4.4 | 95.6 | 8 | 265.1 | 13 | Wani |
| 3 | दारव्हा | 68.0 | 3 | 5.0 | 1 | .. | .. | 35.0 | 1 | .. | 94.0 | 3 | 269.0 | 11 | Darvha |
| 4 | पुसद | 89.2 | 3 | .. | .. | .. | .. | 20.6 | 2 | 11.8 | 104.4 | 8 | 271.8 | 15 | Pusad |
| 5 | उमरखेड | 68.3 | 2 | .. | .. | .. | .. | .. | .. | .. | 73.9 | 7 | 304.5 | 11 | Umrkhed |
| 6 | पांढरकवडा | 57.6 | 2 | 1.0 | 1 | .. | .. | 2.0 | 1 | 98.0 | 109.0 | 5 | 472.7 | 16 | Pandharkawada |
| 7 | दिग्रस | .. | .. | .. | .. | .. | .. | .. | .. | .. | 109.9 | 7 | .. | .. | Digras |
| 8 | नेर | .. | .. | .. | .. | .. | .. | .. | .. | .. | 214.2 | 7 | 558.8 | 17 | Ner |
| XXIV. वर्धा जिल्हा— | | | | | | | | | | | | | | | |
| 1 | वर्धा (त) | 78.3 | 3 | 16.4 | 1 | 2.1 | 1 | 17.0 | 1 | 52.0 | 255.0 | 8 | 315.5 | 9 | Wardha (T) |
| 2 | हिंगणघाट | 71.2 | 3 | 19.6 | 1 | .. | .. | 11.4 | 1 | 41.2 | 130.7 | 7 | 243.3 | 14 | Hinganghat |
| 3 | आर्वी | 49.3 | 3 | 40.7 | 2 | 8.5 | 1 | 19.0 | 2 | 8.3 | 184.3 | 8 | 212.0 | 14 | Arvi |
| XXV. नागपूर जिल्हा— | | | | | | | | | | | | | | | |
| 1 | नागपूर विमानतळ (वे.) | 66.9 | 3 | 33.1 | 2 | 5.6 | 1 | 37.4 | 1 | 21.4 | 118.0 | 4 | 281.5 | 14 | Nagpur Airport (O) |
| 2 | नागपूर फार्म | 53.4 | 2 | 21.0 | 1 | .. | .. | .. | .. | 34.2 | .. | .. | 261.9 | 15 | Nagpur Farm |
| 3 | नागपूर (त) | 9.5 | 2 | 52.2 | 2 | .. | .. | 37.4 | 2 | 1.6 | 54.0 | 4 | 161.0 | 10 | Nagpur (O) |
| 4 | उमरेड | 66.4 | 4 | 11.5 | 2 | .. | .. | .. | .. | .. | 24.4 | 6 | 260.0 | 16 | Umrer |
| 5 | काटोल | 18.2 | 2 | 57.1 | 2 | .. | .. | .. | .. | .. | 159.3 | 7 | 270.4 | 16 | Katol |
| 6 | सावनेर | 17.6 | 2 | 31.0 | 2 | 3.6 | 1 | .. | .. | .. | 230.0 | 10 | 171.1 | 13 | Saoner |
| 7 | खिंडशी | 16.8 | 2 | .. | .. | .. | .. | .. | .. | .. | 75.4 | 6 | 310.2 | 16 | Khinchshi |

तथता क्रमांक/TABLE No. 2.3 (A) (3.3)— contd.

| (1) | (2) | (3) | (4) | (5) | (6) | (7) | (8) | (9) | (10) | (11) | (12) | (13) | (14) | (15) | (16) | (17) |
|--------------------------------|----------------|------|-----|------|-----|------|-----|------|------|------|------|-------|------|-------|------|------------------------------------|
| XXV. नागपुर जिल्हा—चालू | | | | | | | | | | | | | | | | XXV. Nagpur— cont. |
| 8 | थारसा | 38.4 | 3 | 17.9 | 2 | .. | .. | .. | .. | 16.9 | 3 | 55.9 | 5 | 232.7 | 15 | Tharsa |
| 9 | रामटेक | 39.6 | 2 | 7.1 | 2 | .. | .. | .. | .. | .. | .. | 80.3 | 5 | 208.8 | 13 | Ramtek |
| 10 | पारशीवनी | .. | .. | .. | .. | .. | .. | .. | .. | .. | .. | 74.0 | 6 | 157.0 | 10 | Parseoni |
| 11 | देवलापूर | 74.4 | 4 | 14.4 | 1 | .. | .. | .. | .. | 12.0 | 1 | 134.0 | 8 | 191.0 | 10 | Deolapur |
| XXVI. बंधारा जिल्हा— | | | | | | | | | | | | | | | | XXVI. Bhandara District. |
| 1 | बंधारा | 63.9 | 3 | 5.7 | 1 | 2.1 | 1 | .. | .. | .. | .. | 229.0 | 9 | 385.0 | 21 | Bhandara |
| 2 | साकोली | 37.5 | 2 | 37.5 | 4 | 6.0 | 1 | 5.4 | 1 | 26.3 | 2 | 269.5 | 10 | 378.8 | 22 | Sakoli |
| 3 | गोंदिया (वे) | 55.2 | 4 | 33.0 | 4 | 4.6 | 1 | 10.0 | 2 | 32.2 | 2 | 52.7 | 5 | 297.4 | 16 | Gondia (O) |
| 4 | खारबुंद | 37.0 | 3 | 6.0 | 1 | .. | .. | .. | .. | 9.0 | 1 | 63.0 | 5 | 210.4 | 13 | Kharbund |
| 5 | चांदपूर | .. | .. | .. | .. | .. | .. | .. | .. | .. | .. | 62.0 | 3 | 168.0 | 12 | Chandpur |
| 6 | बोडलकसा | .. | .. | .. | .. | .. | .. | .. | .. | .. | .. | 38.0 | 3 | 153.0 | 9 | Bodalkasa |
| 7 | चोरखमग्रा | 52.0 | 2 | 5.0 | 1 | .. | .. | .. | .. | .. | .. | 26.2 | 3 | 154.6 | 11 | Chorkhamgra |
| 8 | पांग्री | .. | .. | .. | .. | .. | .. | .. | .. | .. | .. | 97.0 | 4 | 168.0 | 10 | Pangree |
| 9 | पवनी | .. | .. | .. | .. | .. | .. | .. | .. | .. | .. | .. | .. | .. | .. | Paoni |
| 10 | देवरी | 38.2 | 3 | 11.2 | 2 | .. | .. | .. | .. | 7.6 | 1 | 86.5 | 5 | 298.9 | 13 | Deori |
| 11 | गोंदिया (त) | 55.2 | 4 | 27.0 | 3 | .. | .. | 4.6 | 1 | 31.2 | 2 | 65.5 | 6 | 278.0 | 15 | Gondia (T) |
| XXVII. चंद्रपूर जिल्हा— | | | | | | | | | | | | | | | | XXVII. Chandrapur District. |
| 1 | चंद्रपूर (त) | 49.3 | 3 | 18.5 | 2 | 7.4 | 1 | 6.1 | 1 | 30.3 | 2 | 22.4 | 4 | 239.5 | 15 | Chandrapur (T) |
| 2 | वरोरा | 60.2 | 3 | 5.4 | 1 | .. | .. | .. | .. | 8.2 | 1 | 149.0 | 8 | 367.5 | 13 | Warora |
| 3 | आरमोरी | .. | .. | .. | .. | .. | .. | .. | .. | .. | .. | .. | .. | .. | .. | Armori |
| 4 | चिमुर् | 47.8 | 3 | 1.2 | 1 | 2.6 | 1 | .. | .. | .. | .. | 70.4 | 5 | 214.5 | 17 | Chimur |
| 5 | गडचिरोली | 29.9 | 2 | 13.5 | 1 | 21.0 | 2 | 3.5 | 1 | 1.2 | 1 | 211.4 | 5 | 304.7 | 16 | Gadchiroli |
| 6 | भसोला | 20.4 | 1 | 4.2 | 1 | .. | .. | 2.4 | 1 | .. | .. | 76.8 | 6 | 208.4 | 14 | Asola |
| 7 | घोराघेरी | 61.6 | 1 | 2.4 | 1 | .. | .. | 4.6 | 1 | 12.0 | 2 | 58.4 | 5 | 154.2 | 5 | Ghoragheri |
| 8 | खैरी | 5.0 | 1 | .. | .. | 4.0 | 1 | .. | .. | .. | .. | 81.0 | 3 | 42.0 | 4 | Khairi |
| 9 | कुन्हारी | 21.1 | 2 | 5.6 | 1 | 12.2 | 3 | 8.6 | 1 | 18.4 | 2 | 138.8 | 7 | 370.6 | 14 | Kunhari |
| 10 | नेल्सर | 38.6 | 1 | .. | .. | .. | .. | .. | .. | 21.0 | 2 | 135.0 | 6 | 169.5 | 11 | Nelsar |
| 11 | मनोरा | 49.2 | 4 | .. | .. | .. | .. | .. | .. | .. | .. | 76.4 | 3 | 225.9 | 11 | Manora |
| 12 | शिंदेवाही | 31.4 | 2 | 7.1 | 1 | 16.9 | 2 | 10.7 | 1 | 16.1 | 3 | 80.2 | 5 | 168.7 | 15 | Sindhewahi |
| 13 | ब्रम्हपुरी | 52.5 | 3 | 14.4 | 2 | 15.7 | 2 | 14.8 | 2 | 31.8 | 5 | 64.7 | 5 | 318.7 | 15 | Brahmapuri (O) |
| 14 | सिरोचा (त) | .. | .. | .. | .. | 9.8 | 1 | 2.4 | 1 | 67.6 | 2 | 117.1 | 7 | 178.4 | 14 | Sironcha (T) |
| 15 | सिरोचा (वे) | .. | .. | .. | .. | 9.8 | 1 | 2.4 | 1 | 82.9 | 4 | 117.1 | 7 | 164.3 | 12 | Sironcha (O) |
| 16 | ब्रम्हपुरी (त) | 52.8 | 3 | 14.4 | 2 | 15.7 | 2 | 12.8 | 2 | .. | .. | 60.0 | 4 | 317.7 | 15 | Erahmapuri (T) |

तक्ता क्रमांक/TABLE No. 2.3(A) 3-3—contd.

| अनुक्रमांक Serial No. | केंद्र | ऑगस्ट August 82 | | सप्टेंबर September | | ऑक्टोबर October | | नोव्हेंबर November | | डिसेंबर December | | एकूण Total for 1982 | | एकूण Total for 1981 | | सर्वसाधारण पाऊस Normal Rainfall | Centre | |
|-----------------------------|------------------|--------------------|----------------------------------|-----------------------|----------------------------------|--------------------|----------------------------------|-----------------------|----------------------------------|---------------------|----------------------------------|------------------------|----------------------------------|------------------------|----------------------------------|--|--------------------------------|--|
| | | पाऊस Rainfall | पावसाचे दिवस Rainy days | पाऊस Rainfall | पावसाचे दिवस Rainy days | पाऊस Rainfall | पावसाचे दिवस Rainy days | पाऊस Rainfall | पावसाचे दिवस Rainy days | पाऊस Rainfall | पावसाचे दिवस Rainy days | पाऊस Rainfall | पावसाचे दिवस Rainy days | पाऊस Rainfall | पावसाचे दिवस Rainy days | | | |
| (1) | (2) | (17) | (18) | (19) | (20) | (21) | (22) | (23) | (24) | (25) | (26) | (27) | (28) | (29) | (30) | (31) | (2) | |
| I. मुहम्बई जिल्हा— | | | | | | | | | | | | | | | | | I. Gr. Bombay District. | |
| 1 | मुंबई (कुलाबा) | 457.7 | 20 | 122.4 | 7 | .. | .. | 128.9 | 3 | .. | .. | 1,842.0 | 62 | 1,949.3 | 68 | 1,805 | Bombay (Colaba) | |
| 2 | सांताक्रुझ (वे.) | 546.0 | 25 | 204.4 | 15 | .. | .. | 101.0 | 2 | .. | .. | 2,379.9 | 74 | 2,440.8 | 76 | 2,812 | Santacruz (O) | |
| 3 | अंधेरी | 436.7 | 19 | 87.4 | 7 | .. | .. | .. | .. | .. | .. | 1,742.3 | 55 | 1,873.5 | 47 | N. A. | Andheri | |
| 4 | बोरिवली | 606.0 | 16 | 10.0 | 2 | .. | .. | .. | .. | .. | .. | 1,970.0 | 49 | 2,302.0 | 67 | .. | Borivali | |
| II. ठाणे जिल्हा— | | | | | | | | | | | | | | | | | II. Thane District | |
| 1 | ठाणे | 539.2 | 22 | 85.5 | 5 | .. | .. | 67.5 | 2 | .. | .. | 1,968.7 | 65 | 2,023.6 | 84 | 2,478 | Thane | |
| 2 | कल्याण | 652.2 | 18 | 111.2 | 8 | 1.2 | 1 | 93.9 | 2 | .. | .. | 2,056.9 | 62 | 2,155.0 | 83 | 2,355 | Kalyan | |
| 3 | मुरवाड | 617.0 | 21 | 208.0 | 15 | .. | .. | .. | .. | .. | .. | 1,496.0 | 71 | 2,116.0 | 90 | 2,534 | Murbad | |
| 4 | भिवंदी | 621.2 | 17 | 118.6 | 6 | .. | .. | .. | .. | .. | .. | 1,911.0 | 53 | 2,500.0 | 74 | 2,578 | Bhivandi | |
| 5 | वसई | 475.0 | 21 | 56.0 | 10 | .. | .. | 136.0 | 2 | .. | .. | 1,702.0 | 66 | 1,833.0 | 72 | 1,912 | Bassein | |
| 6 | वाडा | 689.0 | 20 | 152.0 | 12 | 22.0 | 1 | 100.0 | 2 | .. | .. | 1,787.0 | 66 | 2,665.0 | 82 | 2,535 | Wada | |
| 7 | शहापूर | 827.0 | 27 | 239.0 | 11 | .. | .. | 15.5 | 2 | .. | .. | 2,048.5 | 69 | 2,032.0 | 79 | 2,589 | Shahapur | |
| 8 | डहाणू | 473.1 | 22 | 177.4 | 9 | .. | .. | 98.1 | 3 | .. | .. | 1,534.2 | 62 | 2,482.7 | 70 | 1,759 | Dahanu | |
| 9 | माहिम (पालघर) | 467.9 | 22 | 246.0 | 12 | .. | .. | 42.0 | 1 | .. | .. | 1,764.1 | 59 | 2,336.0 | 67 | 1,731 | Mahim (Palghar) | |
| 10 | जव्हार | 1,085.4 | 29 | 196.2 | 11 | 64.8 | 3 | 137.6 | 3 | .. | .. | 2,518.4 | 79 | 3,911.2 | 92 | 3,597 | Jawhar | |
| 11 | मोखाडा | 916.5 | 27 | 132.0 | 10 | 69.0 | 2 | 80.0 | 2 | .. | .. | 1,941.5 | 71 | 3,218.0 | 86 | 2,467 | Mokhada | |
| 12 | डहाणू (वे.) | 473.9 | 22 | 176.4 | 9 | .. | .. | 98.1 | 3 | .. | .. | 1,534.0 | 64 | 2,464.5 | 71 | 1,909 | Dahanu (O) | |
| 13 | उल्हासनगर | 407.0 | 21 | 33.0 | 6 | 8.0 | 1 | 12.0 | 2 | .. | .. | 2,536.0 | 64 | 2,674.0 | 87 | .. | Ulhasnagar | |
| 14 | तालासरी | 795.0 | 28 | 148.0 | 8 | 14.0 | 2 | 69.0 | 2 | .. | .. | 1,852.4 | 71 | 2,753.5 | 78 | .. | Talassary | |
| III. रावणड जिल्हा— | | | | | | | | | | | | | | | | | III. Raigad District | |
| 1 | अंबिबाग | 351.9 | 17 | 166.2 | 9 | 17.2 | 1 | 96.0 | 3 | .. | .. | 2,072.0 | 61 | 2,145.2 | 71 | 1,960 | Ambag | |
| 2 | पनवेल | 846.6 | 27 | 225.7 | 13 | 2.0 | 1 | 69.0 | 2 | .. | .. | 2,214.7 | 74 | 2,615.5 | 87 | 2,741 | Panvel | |
| 3 | खालापूर | 1,237.0 | 28 | 276.0 | 14 | 84.0 | 3 | 104.0 | 4 | .. | .. | 2,962.0 | 84 | 3,406.0 | 97 | 3,812 | Khalapur | |
| 4 | माथेरान | 2,108.0 | 31 | 451.0 | 16 | 33.0 | 4 | 88.0 | 2 | .. | .. | 4,454.0 | 95 | 4,910.0 | 106 | 5,168 | Matheran | |
| 5 | उरण | 500.2 | 21 | 158.3 | 8 | 2.0 | 1 | 77.6 | 2 | .. | .. | 1,491.9 | 62 | 1,768.9 | 65 | 2,072 | Uran | |
| 6 | भिरा (वे.) | 820.0 | 25 | 211.0 | 14 | 127.0 | 8 | 72.0 | 3 | .. | .. | 3,177.0 | 100 | 4,307.6 | 96 | N. A. | Bhira (O) | |

वे.—वेधशाळा, O—Observatory

त—तहसील, T—Tahsil

तबता क्रमांक / TABLE No. 2.3 (A) (3-3)—contd.

| (1) | (2) | (17) | (18) | (19) | (20) | (21) | (22) | (23) | (24) | (25) | (26) | (27) | (28) | (29) | (30) | (31) | (2) |
|--------------------------------|-----------------|---------|------|-------|------|-------|------|-------|------|------|------|---------|------|---------|------|-------|-----------------------------------|
| III. रायगड जिल्हा—चालू: | | | | | | | | | | | | | | | | | III. Raigad—cont. District |
| 7 | पेण | 528.5 | 19 | 159.0 | 14 | 32.0 | 1 | 98.0 | 3 | .. | .. | 1,968.6 | 72 | 2,440.4 | 88 | 2,866 | Pen |
| 8 | महाड | 772.0 | 28 | 282.0 | 19 | 22.0 | 2 | 125.0 | 4 | .. | .. | 2,753.0 | 100 | 3,730.0 | 167 | 3,190 | Mahad |
| 9 | माणगांव | 585.2 | 25 | 213.1 | 13 | 64.1 | 6 | 230.6 | 4 | .. | .. | 2,567.0 | 91 | 3,513.6 | 104 | 3,088 | Mangaon |
| 10 | रोहा | 621.0 | 28 | 245.0 | 16 | 15.0 | 2 | 55.0 | 3 | .. | .. | 2,577.0 | 88 | 3,824.0 | 91 | 3,118 | Roha |
| 11 | पोलादपूर | 926.0 | 31 | 258.0 | 17 | 113.0 | 6 | 70.0 | 4 | .. | .. | 3,066.0 | 101 | 3,758.0 | 106 | 4,032 | Poladpur |
| 12 | मुरुड | 302.0 | 20 | 191.0 | 6 | 43.0 | 3 | 40.0 | 4 | .. | .. | 1,780.0 | 70 | 2,349.0 | 77 | 2,784 | Murud |
| 13 | श्रीवर्धन | 514.2 | 23 | 277.5 | 14 | 20.5 | 2 | 21.5 | 3 | .. | .. | 2,425.4 | 78 | 2,478.0 | 86 | 3,255 | Shrivardhan |
| 14 | म्हसाळा | 672.0 | 29 | 257.0 | 12 | 14.0 | 1 | 102.0 | 4 | .. | .. | 2,624.0 | 89 | 3,647.0 | 94 | 3,756 | Mhasala |
| 15 | करजत | 1,130.4 | 27 | 315.8 | 12 | 131.0 | 5 | 61.4 | 4 | .. | .. | 2,826.3 | 91 | 3,215.1 | 91 | 3,279 | Karjat |
| 16 | सुधागड पाली | 927.4 | 29 | 323.0 | 14 | 30.0 | 3 | 65.0 | 3 | .. | .. | 3,061.0 | 90 | 4,183.0 | 99 | 4,152 | Sudhagad Pali |
| IV. रत्नागिरी जिल्हा— | | | | | | | | | | | | | | | | | IV. Ratnagiri District |
| 1 | रत्नागिरी (त) | 613.2 | 27 | 253.9 | 14 | 44.2 | 5 | 140.6 | 4 | .. | .. | 2,902.3 | 87 | 3,334.6 | 99 | 3,306 | Ratnagiri (T) |
| 2 | मंडणगड | 991.0 | 30 | 232.0 | 15 | 88.0 | 4 | 100.0 | 5 | .. | .. | 2,962.0 | 95 | 4,065.0 | 103 | 3,848 | Mandangad |
| 3 | दापोली | 942.0 | 30 | 336.0 | 13 | 44.0 | 3 | 97.0 | 2 | .. | .. | 2,899.0 | 87 | 3,861.0 | 94 | 3,287 | Dapo i |
| 4 | हूर्ण | 374.9 | 20 | 232.4 | 10 | 5.0 | 1 | 97.0 | 2 | .. | .. | 1,720.8 | 63 | 2,267.8 | 87 | 2,472 | Harna i |
| 5 | खेड | 890.0 | 28 | 256.0 | 14 | 134.0 | 7 | 115.0 | 3 | .. | .. | 3,107.0 | 92 | 3,432.0 | 106 | 3,372 | Khed |
| 6 | चिपळूण | 1,107.0 | 31 | 368.0 | 16 | 93.0 | 7 | 61.0 | 4 | .. | .. | 3,371.0 | 102 | 3,477.0 | 108 | 3,497 | Chiplun |
| 7 | गुहागर | 547.0 | 27 | 302.0 | 12 | 22.0 | 1 | 60.0 | 4 | .. | .. | 2,040.0 | 76 | 2,488.0 | 90 | 2,557 | Guhagar |
| 8 | रत्नागिरी (वे) | 613.2 | 27 | 255.5 | 14 | 44.2 | 5 | 104.4 | 3 | .. | .. | 2,993.3 | 86 | 2,235.6 | 99 | .. | Ratnagiri (O) |
| 9 | राजापूर | 969.0 | 31 | 205.0 | 11 | 80.0 | 6 | 66.0 | 3 | .. | .. | 3,493.0 | 96 | 2,736.5 | 107 | 3,213 | Rajapur |
| 10 | देवगड | 444.7 | 23 | 215.1 | 11 | 21.6 | 2 | 48.5 | 4 | .. | .. | 2,280.3 | 80 | 2,493.0 | 87 | 2,246 | Deogad |
| 11 | लांजा | 1,021.5 | 30 | 256.1 | 13 | 58.7 | 6 | 92.7 | 3 | .. | .. | 3,360.3 | 96 | 3,949.0 | 103 | 3,759 | Lanja |
| 12 | मालवण | 263.0 | 21 | 137.0 | 10 | 9.0 | 1 | 80.0 | 1 | .. | .. | 1,704.0 | 73 | 2,646.5 | 79 | 2,761 | Malvan |
| 13 | सावंतवाडी | 1,549.3 | 31 | 183.9 | 19 | 302.6 | 5 | 69.5 | 5 | .. | .. | 4,543.2 | 102 | 4,875.2 | 106 | 3,758 | Sawar twadi |
| 14 | वेंगुर्ला | 823.9 | 25 | 224.4 | 12 | 30.8 | 3 | 116.5 | 5 | .. | .. | 3,087.9 | 93 | 3,795.1 | 102 | 2,617 | Vengurla |
| 15 | कुडाळ | 1,556.0 | 30 | 260.0 | 11 | 69.0 | 5 | 105.0 | 5 | .. | .. | 4,228.0 | 91 | 5,464.0 | 104 | 3,082 | Kudal |
| 16 | वेंगुर्ला (वे) | 824.1 | 25 | 225.4 | 12 | 29.8 | 3 | 83.3 | 5 | .. | .. | 3,053.3 | 93 | 3,913.5 | 103 | .. | Vengurla (O) |
| 17 | देवरूख | 1,098.0 | 29 | 212.0 | 18 | 120.0 | 9 | 99.0 | 6 | .. | .. | 3,529.0 | 108 | 2,653.0 | 87 | .. | Devruk h |
| 18 | कणकवली | 1,304.0 | 29 | 275.0 | 14 | 112.0 | 6 | 42.0 | 3 | .. | .. | 3,346.0 | 94 | 4,050.0 | 111 | 3,616 | Kankavali |
| V. नाशिक जिल्हा— | | | | | | | | | | | | | | | | | V. Nashik District |
| 1 | नाशिक (वे) | 137.2 | 11 | 61.2 | 7 | 14.3 | 2 | 47.4 | 3 | .. | .. | 402.6 | 38 | 949.8 | 57 | 698 | Nashik (O) |
| 2 | निफाड | 130.2 | 8 | 137.0 | 6 | 1.4 | 1 | 64.2 | 3 | .. | .. | 594.4 | 26 | 437.7 | 35 | 549 | Niphad |
| 3 | पिंपळगांव बसवंत | 130.2 | 8 | 137.0 | 6 | 1.4 | 1 | 64.2 | 3 | .. | .. | 593.4 | 26 | 835.4 | 36 | 630 | Pimpagaon Basvant. |
| 4 | नाशिक (त) | 155.2 | 12 | 61.2 | 7 | 13.3 | 2 | 46.9 | 3 | .. | .. | 406.6 | 36 | 931.0 | 56 | .. | Nashik (T) |
| 5 | येवले | 41.4 | 6 | 130.8 | 4 | 56.8 | 5 | 50.4 | 4 | .. | .. | 376.8 | 24 | 457.3 | 45 | 555 | Yeole |
| 6 | सोपयाना | 38.6 | 5 | 102.0 | 6 | 2.0 | 1 | .. | .. | .. | .. | 282.9 | 20 | 504.8 | 28 | 486 | Somthana |
| 7 | चंद्र | 54.0 | 9 | 104.0 | 6 | .. | .. | .. | .. | .. | .. | 356.0 | 30 | 984.0 | 54 | 645 | Chandur |
| 8 | कोलेगांव माल | 18.7 | 3 | 109.0 | 5 | 6.2 | 1 | 26.0 | 2 | .. | .. | 201.3 | 16 | 357.0 | 26 | 497 | Kolegaon mal |
| 9 | नांदगाव | 37.0 | 4 | 171.0 | 7 | 19.0 | 4 | 42.0 | 2 | .. | .. | 387.0 | 28 | 426.0 | 35 | 585 | Nandgaon |

| | | | | | | | | | | | | | | | | | |
|----|----------------|---------|----|-------|----|-------|----|-------|---|----|----|---------|----|---------|----|-------|-----------------|
| 10 | मालेगांव (वे) | 107.7 | 2 | 105.9 | 6 | 25.3 | 4 | 54.0 | 3 | .. | .. | 584.4 | 26 | 215.8 | 34 | .. | Malegaon (O) |
| 11 | त्रिडोरी | 174.6 | 17 | 50.3 | 6 | 11.8 | 1 | 36.4 | 3 | .. | .. | 451.0 | 43 | 1,606.2 | 64 | 753 | Dindori |
| 12 | सुरगाणा | 1,002.0 | 26 | 292.0 | 8 | 158.0 | 9 | 66.0 | 3 | .. | .. | 2,627.0 | 72 | 3,443.0 | 95 | 1,862 | Surgana |
| 13 | पेठ | 867.9 | 4 | 128.0 | 7 | .. | .. | 29.0 | 2 | .. | .. | 404.0 | 24 | 2,629.5 | 92 | 2,352 | Peth |
| 14 | बोलथान | 36.0 | 26 | 174.8 | 12 | 69.6 | 4 | 75.3 | 4 | .. | .. | 1,753.4 | 74 | 534.8 | 30 | 686 | Bolthan |
| 15 | कळवण | 123.0 | 14 | 197.0 | 5 | 34.0 | 5 | 74.0 | 4 | .. | .. | 731.0 | 41 | 875.0 | 39 | 692 | Kalvan |
| 16 | सटाणा (बागलाण) | 22.1 | 3 | 164.6 | 4 | 50.4 | 3 | 78.1 | 4 | .. | .. | 590.0 | 29 | 561.5 | 33 | 477 | Satana (Baglan) |
| 17 | ओझर (वे) | 123.1 | 12 | 46.0 | 6 | 60.8 | 5 | 65.7 | 3 | .. | .. | 442.6 | 40 | 576.6 | 46 | 633 | Ozar (O) |
| 18 | इगतपुरी | 1240.0 | 27 | 196.0 | 16 | 28.5 | 3 | 134.1 | 4 | .. | .. | 2,587.6 | 88 | 3,282.4 | 99 | .. | Igatpuri |
| 19 | सिन्नर | 93.8 | 12 | 194.6 | 6 | 19.2 | 1 | 47.4 | 3 | .. | .. | 474.0 | 32 | 762.6 | 52 | .. | Sinnar |

VI. धुळे जिल्हा—

| | | | | | | | | | | | | | | | | | |
|----|---------------|-------|----|------|----|------|----|-------|----|----|----|-------|----|---------|----|-------|---------------|
| 1 | धुळे (वे) | 45.2 | 4 | 65.6 | 6 | 8.0 | 1 | 43.0 | 3 | .. | .. | 438.6 | 25 | 513.0 | 27 | 609 | Dhule (O) |
| 2 | साक्री | 92.2 | 6 | 74.4 | 4 | 49.4 | 3 | 51.0 | 4 | .. | .. | 486.8 | 28 | 397.1 | 32 | 493 | Sakri |
| 3 | पिंपळनेर | 210.0 | 16 | 46.0 | 3 | 80.0 | 5 | 109.0 | 4 | .. | .. | 981.7 | 48 | 785.8 | 49 | 586 | Pimpalner |
| 4 | नंदुरबार (त) | 294.4 | 16 | 78.7 | 3 | 37.6 | 4 | 22.7 | 3 | .. | .. | 704.6 | 41 | 707.9 | 51 | 643 | Nandurbar (T) |
| 5 | नवपूर | 251.4 | 19 | 34.2 | 4 | 86.0 | 1 | 25.2 | 2 | .. | .. | 925.4 | 40 | 1,033.0 | 65 | 1,097 | Nawapur |
| 6 | तळोदा | 257.6 | 21 | 25.1 | 2 | 18.5 | 2 | 68.6 | 4 | .. | .. | 604.5 | 45 | 926.1 | 62 | 790 | Taloda |
| 7 | शहादा | 361.0 | 19 | 84.0 | 3 | .. | .. | .. | .. | .. | .. | 686.0 | 36 | 2,166.0 | 82 | 659 | Shahada |
| 8 | शिरपूर | 118.6 | 14 | 84.7 | 4 | 9.0 | 1 | 28.5 | 4 | .. | .. | 619.2 | 38 | 667.2 | 51 | 616 | Shirpur |
| 9 | सिंदखेड | 85.8 | 11 | 38.8 | 3 | 30.6 | 2 | 32.6 | 4 | .. | .. | 423.3 | 34 | 618.1 | 39 | 573 | Sindkheda |
| 10 | अक्कलकुवा | 395.0 | 23 | .. | .. | 34.0 | 3 | 54.0 | 3 | .. | .. | 765.0 | 44 | 1,351.0 | 60 | 1,179 | Akkalkuwa |
| 11 | नंदुरबार (वे) | 283.7 | 15 | 60.3 | 2 | 30.8 | 3 | 23.0 | 3 | .. | .. | 644.0 | 37 | 729.2 | 53 | .. | Nandurbar (O) |
| 12 | विसावाडी | 227.0 | 19 | 21.0 | 4 | 40.3 | 3 | 10.0 | 2 | .. | .. | 686.0 | 40 | .. | .. | .. | Visawadi |

VII. जळगाव जिल्हा—

| | | | | | | | | | | | | | | | | | |
|----|-----------|-------|----|-------|---|------|----|------|---|----|----|-------|----|---------|----|-----|-------------|
| 1 | जळगाव (त) | 131.8 | 9 | 32.4 | 1 | 26.0 | 3 | 17.8 | 2 | .. | .. | 646.2 | 35 | 801.3 | 45 | 787 | Jalgaon (T) |
| 2 | चाळीसगांव | 52.5 | 6 | 132.0 | 8 | 37.0 | 7 | 40.5 | 2 | .. | .. | 536.6 | 39 | 744.0 | 50 | 712 | Chalisgaon |
| 3 | पाचोरा | 159.0 | 10 | 6.0 | 1 | 33.0 | 4 | 31.0 | 1 | .. | .. | 499.0 | 30 | 635.5 | 41 | 793 | Pachora |
| 4 | भडगांव | 191.3 | 9 | 31.0 | 4 | 38.3 | 3 | 23.7 | 2 | .. | .. | 441.3 | 28 | 637.7 | 31 | 720 | Bhadgaon |
| 5 | चोपडा | 102.0 | 10 | 19.0 | 2 | 9.0 | 1 | 15.0 | 2 | .. | .. | 440.0 | 31 | 947.0 | 56 | 732 | Chopda |
| 6 | अमळनेर | 62.6 | 8 | 67.0 | 4 | 11.0 | 1 | 24.0 | 3 | .. | .. | 503.0 | 35 | 744.4 | 45 | 675 | Amalner |
| 7 | परोळा | 142.0 | 12 | 120.3 | 5 | .. | .. | 56.7 | 2 | .. | .. | 633.0 | 33 | 730.0 | 49 | 687 | Parola |
| 8 | जामनेर | 178.5 | 14 | 15.8 | 3 | 16.9 | 2 | 23.5 | 3 | .. | .. | 599.3 | 41 | 1,178.2 | 46 | 802 | Jamner |
| 9 | भुसावळ | 125.6 | 9 | 90.8 | 3 | 28.6 | 2 | 29.0 | 2 | .. | .. | 631.7 | 28 | 761.6 | 51 | 788 | Bhusawal |
| 10 | एदलाबाद | 76.5 | 6 | 102.5 | 6 | .. | .. | 14.4 | 3 | .. | .. | 477.7 | 32 | 616.9 | 41 | 737 | Edalabad |
| 11 | यावल | 161.8 | 14 | 73.0 | 2 | 77.4 | 2 | 43.4 | 3 | .. | .. | 789.7 | 34 | 1,056.9 | 53 | 768 | Yawal |
| 12 | रावेर | 72.2 | 7 | 101.3 | 6 | 63.1 | 1 | 41.1 | 3 | .. | .. | 559.1 | 31 | 960.3 | 52 | 728 | Raver |

VIII. अहमदनगर जिल्हा—

| | | | | | | | | | | | | | | | | | |
|---|-------------|------|---|-------|----|-------|---|-------|---|----|----|-------|----|-------|----|-----|----------------|
| 1 | अहमदनगर (त) | 18.0 | 3 | 181.3 | 12 | 43.6 | 4 | 145.1 | 3 | .. | .. | 533.6 | 33 | 638.2 | 36 | 622 | Ahmadnagar (T) |
| 2 | पारनेर | 43.5 | 7 | 73.5 | 6 | 65.0 | 6 | 107.7 | 3 | .. | .. | 380.7 | 29 | 624.2 | 42 | 574 | Parner |
| 3 | श्रीगदि | 10.0 | 2 | 113.7 | 7 | 106.8 | 9 | 51.4 | 2 | .. | .. | 468.9 | 29 | 612.3 | 33 | 516 | Shrigonde |
| 4 | कर्जत | 35.0 | 3 | 227.0 | 14 | 47.0 | 4 | 34.0 | 2 | .. | .. | 468.0 | 31 | 563.0 | 32 | 557 | Karjat |
| 5 | जामखेड | 21.5 | 3 | 258.0 | 11 | 44.0 | 5 | 61.6 | 2 | .. | .. | 611.0 | 35 | 527.0 | 33 | 652 | Jamkhed |

तबता क्रमांक/TABLE No. 2.3 (A) (3.3)— contd.

| (1) | (2) | (17) | (18) | (19) | (20) | (21) | (22) | (23) | (24) | (25) | (26) | (27) | (28) | (29) | (30) | (31) | (2) |
|-----------------------------------|-----------------------|---------|------|-------|------|-------|------|------|------|------|------|---------|------|---------|------|-------|------------------------|
| VIII. Ahmadnagar— cont. | | | | | | | | | | | | | | | | | |
| VIII. अहमदनगर जिल्हा— बालू | | | | | | | | | | | | | | | | | |
| 6 | शेवगांव | 22-0 | 4 | 64-2 | 8 | 98-4 | 6 | 15-0 | 1 | .. | .. | 413-6 | 29 | 348-1 | 32 | 633 | Shevgaon |
| 7 | पायडी | 41-0 | 5 | 84-0 | 7 | 51-0 | 3 | 13-0 | 2 | .. | .. | 346-0 | 29 | 498-4 | 38 | 669 | Pathardi |
| 8 | नेवासे | 27-5 | 4 | .. | .. | .. | .. | .. | .. | .. | .. | 184-5 | 14 | 388-3 | 30 | 589 | Newase |
| 9 | राहुरी | 34-6 | 4 | 129-0 | 8 | 64-0 | 3 | 49-4 | 2 | .. | .. | 451-7 | 27 | 691-4 | 32 | 520 | Rahuri |
| 10 | संगमनेर | 55-5 | 5 | 65-6 | 5 | 89-8 | 4 | .. | .. | .. | .. | 366-7 | 24 | 490-6 | 32 | 497 | Sangamner |
| 11 | अकोला | 126-0 | 12 | 109-6 | 5 | 25-8 | 5 | 68-0 | 3 | .. | .. | 433-7 | 36 | 704-5 | 29 | 597 | Akola |
| 12 | कोपरगांव | 32-2 | 4 | 143-8 | 7 | 24-6 | 2 | 28-0 | 2 | .. | .. | 386-4 | 22 | 463-0 | 44 | 512 | Kopargaon |
| 13 | श्रीरामपुर | 39-5 | 6 | 199-0 | 6 | 26-5 | 2 | 30-0 | 2 | .. | .. | 372-0 | 23 | 878-8 | 37 | 541 | Shrirampur |
| IX. Pune District | | | | | | | | | | | | | | | | | |
| IX. पुणे जिल्हा— | | | | | | | | | | | | | | | | | |
| 1 | लोहगांव विमानतळ (वे). | 61-7 | 8 | 159-6 | 7 | 18-2 | 1 | 22-0 | 3 | .. | .. | 385-9 | 35 | 750-8 | 46 | 684 | Lohgaon Aerodrome (O). |
| 2 | पुणे (वे) | 82-1 | 12 | 210-9 | 9 | 52-5 | 5 | 32-0 | 3 | .. | .. | 561-8 | 45 | 765-1 | 53 | 661 | Pune (O) |
| 3 | वडगांव मावळ | 448-0 | 22 | 113-2 | 7 | 57-0 | 5 | 50-2 | 3 | .. | .. | 960-2 | 57 | 1,456-3 | 79 | 1,124 | Vadgaon Mawal |
| 4 | पोड मुळशी | 422-2 | 25 | 155-3 | 9 | 40-0 | 4 | 37-8 | 3 | .. | .. | 1,085-0 | 69 | 1,486-2 | 67 | 1,519 | Poud Mulshi |
| 5 | जुन्नर | 165-1 | 14 | 66-7 | 4 | 13-8 | 2 | .. | .. | .. | .. | 402-2 | 33 | 828-9 | 46 | N. R. | Junnar |
| 6 | वानवडी (वे) | 67-1 | 9 | 167-0 | 9 | 10-3 | 2 | 11-0 | 1 | .. | .. | 359-6 | 35 | 252-5 | 29 | .. | Wanwadi (O) |
| 7 | भोर | 251-4 | 20 | 198-0 | 8 | 30-1 | 3 | 27-6 | 3 | .. | .. | 807-7 | 57 | 1,162-1 | 75 | 655 | Bhor |
| 8 | घोडा | 179-5 | 15 | 103-8 | 7 | 33-6 | 3 | .. | .. | .. | .. | 416-4 | 34 | 758-9 | 45 | .. | Ghoda |
| 9 | जेजुरी | 35-0 | 7 | 182-0 | 8 | .. | .. | .. | .. | .. | .. | 291-0 | 23 | 651-5 | 34 | 487 | Jejuri |
| 10 | लोणावळा | 1,534-0 | 29 | 242-0 | 14 | 123-0 | 4 | 71-0 | 3 | .. | .. | 3,528-0 | 93 | 3,483-0 | 59 | 4,304 | Lonawala |
| 11 | खेड | 102-4 | 11 | 266-2 | 8 | 160-0 | 5 | 31-0 | 3 | .. | .. | 796-2 | 41 | 675-8 | 51 | 673 | Khed |
| 12 | शिरूर | 22-0 | 3 | 72-8 | 6 | 64-5 | 4 | 80-0 | 2 | .. | .. | 360-1 | 21 | 506-6 | 34 | 510 | Shirur |
| 13 | बारामती | 7-2 | 2 | 252-6 | 10 | 41-1 | 3 | 34-7 | 3 | .. | .. | 541-4 | 31 | 907-6 | 20 | .. | Baramati |
| 14 | बारामती (वे) | 7-8 | 2 | 259-2 | 10 | 45-9 | 3 | 32-3 | 3 | .. | .. | 567-5 | 33 | 907-6 | 23 | 465 | Baramati (O) |
| 15 | इंदापूर | 8-5 | 2 | 88-9 | 7 | 55-0 | 2 | 95-2 | 3 | .. | .. | 422-4 | 24 | 745-8 | 32 | 503 | Indapur |
| 16 | दौंड | 20-3 | 3 | 91-6 | 5 | 49-1 | 3 | 83-4 | 2 | .. | .. | 422-1 | 25 | 503-0 | 31 | 463 | Daund |
| 17 | सासवड (पुरंदर) | 63-6 | 5 | 227-4 | 9 | 124-3 | 5 | 24-2 | 2 | .. | .. | 604-1 | 35 | 1,089-6 | 44 | 543 | Saswad(Purandar) |
| 18 | आळंदी | 117-8 | 13 | 196-5 | 7 | 29-1 | 3 | 34-6 | 5 | .. | .. | 496-8 | 41 | 804-7 | 49 | .. | Alandi |
| 19 | बेल्हे | 716-4 | 29 | 156-0 | 10 | 53-0 | 3 | 91-0 | 4 | .. | .. | 1,981-4 | 83 | 1,009-3 | 42 | .. | Welhe |
| 20 | खंडाळा (वे) | 1,450-0 | 29 | 277-0 | 20 | 137-0 | 6 | 61-0 | 4 | .. | .. | 3,327-0 | 102 | 4,519-6 | 101 | .. | Khandala (O) |
| X. Satara District | | | | | | | | | | | | | | | | | |
| X. सातारा जिल्हा— | | | | | | | | | | | | | | | | | |
| 1 | सातारा (वे) | 235-2 | 17 | 104-2 | 6 | 60-2 | 3 | 26-7 | 3 | .. | .. | 750-6 | 59 | 1,202-0 | 76 | .. | Satara (O) |
| 2 | कोरेगांव | 134-7 | 13 | 74-7 | 5 | 45-4 | 4 | 39-5 | 5 | .. | .. | 488-8 | 52 | 696-9 | 50 | 706 | Koregaon |
| 3 | वाई | 137-1 | 11 | 103-4 | 5 | 63-2 | 3 | 27-6 | 3 | .. | .. | 509-4 | 42 | 421-4 | 20 | 710 | Wai |
| 4 | पाचगणी | 663-2 | 25 | 239-2 | 11 | 57-7 | 7 | 10-0 | 5 | .. | .. | 1,744-7 | 86 | 2,786-8 | 103 | 1,865 | Panchgani |
| 5 | शेरा (जावळी) | 501-8 | 24 | 107-6 | 6 | 162-1 | 6 | 40-4 | 4 | .. | .. | 1,278-7 | 67 | 1,616-0 | 75 | 1,723 | Medha (Jaoli) |
| 6 | महाबळेश्वर | 1,992-5 | 31 | 202-6 | 16 | 66-7 | 6 | 96-8 | 4 | .. | .. | 4,469-1 | 106 | 4,946-5 | 120 | 6,226 | Mahabaleshwar(O) |
| 7 | पाटण | 665-0 | 28 | 89-6 | 6 | 174-8 | 8 | 33-4 | 3 | .. | .. | 1,711-8 | 80 | 1,621-4 | 71 | 1,832 | Patan |
| 8 | कराड | 169-6 | 18 | 77-3 | 5 | 100-8 | 6 | 59-9 | 4 | .. | .. | 630-1 | 56 | 650-5 | 60 | 713 | Karad |
| 9 | दहिवडी (माण) | 11-7 | 2 | 306-9 | 8 | 24-7 | 2 | 38-8 | 3 | .. | .. | 652-4 | 27 | 833-8 | 25 | 463 | Dahiwadi (Man) |
| 10 | बडज | 31-5 | 2 | 107-2 | 5 | 49-2 | 4 | 75-8 | 5 | .. | .. | 492-0 | 35 | 648-0 | 40 | 512 | Vaduj |

| | | | | | | | | | | | | | | | | | |
|----|------------|-------|----|-------|---|------|---|------|---|----|----|-------|----|---------|----|-------|----------------|
| 11 | संबाळा | 41.3 | 5 | 132.3 | 7 | 48.6 | 4 | 7.9 | 1 | .. | .. | 418.6 | 29 | 544.0 | 41 | 504 | Khandala |
| 12 | फलटण | 18.9 | 2 | 168.5 | 9 | 16.9 | 1 | 30.0 | 3 | .. | .. | 297.7 | 23 | 719.6 | 40 | 473 | Phaltan |
| 13 | औंध (सटाव) | 83.8 | 12 | 120.2 | 7 | 21.1 | 2 | 35.9 | 4 | .. | .. | 414.9 | 42 | 550.8 | 40 | 670 | Aundh (Khatav) |
| 14 | सातारा (त) | 235.5 | 19 | 97.9 | 5 | 77.3 | 4 | 27.3 | 5 | .. | .. | 754.7 | 57 | 1,183.3 | 69 | 1,025 | Satara (T) |

XI. सांगली जिल्हा—

| | | | | | | | | | | | | | | | | | |
|---|----------------|-------|----|-------|----|-------|---|------|---|----|----|---------|----|---------|----|-------|------------------|
| 1 | मीरज | 40.6 | 4 | 105.9 | 6 | 72.5 | 4 | 24.2 | 3 | .. | .. | 434.2 | 32 | 685.4 | 36 | N. A. | Miraj |
| 2 | जत | 2.0 | 1 | 115.3 | 11 | 45.5 | 5 | 42.8 | 3 | .. | .. | 375.1 | 30 | 544.5 | 36 | 528 | Jath |
| 3 | इस्लामपूर | 116.0 | 15 | 154.0 | 7 | 87.0 | 6 | 82.0 | 6 | .. | .. | 861.0 | 57 | 773.0 | 44 | 639 | Islampur |
| 4 | कवठे महाकाळ | 16.5 | 2 | 61.5 | 7 | 35.0 | 3 | 37.0 | 4 | .. | .. | 272.0 | 24 | 747.2 | 45 | .. | Kavathe Mahankal |
| 5 | वीटा (खानापूर) | 70.5 | 8 | 311.6 | 7 | 86.2 | 3 | 25.8 | 3 | .. | .. | 744.7 | 33 | 1,211.8 | 44 | 542 | Vita (Khanapur) |
| 6 | तासगाव | 66.6 | 14 | 174.0 | 9 | 68.0 | 6 | 45.0 | 4 | .. | .. | 817.6 | 57 | 974.8 | 46 | 599 | Tasgaon |
| 7 | शिराळा | 266.0 | 22 | 98.0 | 5 | 106.0 | 6 | 55.0 | 4 | .. | .. | 1,040.0 | 69 | 977.0 | 70 | 862 | Shirala |
| 8 | आटपाडी | 11.0 | 1 | 84.0 | 7 | 49.0 | 2 | 48.8 | 3 | .. | .. | 345.0 | 23 | 851.0 | 36 | .. | Atpadi |
| 9 | सांगली | 75.8 | 11 | 117.9 | 6 | 34.7 | 2 | 34.5 | 3 | .. | .. | 670.1 | 46 | 643.6 | 40 | N. R. | Sangli. |

XI. Sangli District

XII. सोलापूर जिल्हा—

| | | | | | | | | | | | | | | | | | |
|----|-------------|------|---|-------|----|-------|---|-------|----|----|----|-------|----|---------|----|-----|-------------|
| 1 | सोलापूर (त) | 43.5 | 3 | 210.3 | 13 | 38.2 | 3 | 48.1 | 2 | .. | .. | 640.2 | 43 | 1,014.1 | 54 | 678 | Solapur (T) |
| 2 | बारशी | 13.8 | 1 | 145.5 | 11 | 41.1 | 4 | 66.2 | 2 | .. | .. | 510.9 | 36 | 574.2 | 38 | 657 | Barshi |
| 3 | अक्कलकोट | 43.0 | 3 | 230.0 | 14 | 57.0 | 3 | 22.0 | 1 | .. | .. | 686.0 | 41 | 899.0 | 57 | 689 | Akkalkot |
| 4 | जेऊर (वे) | 23.6 | 2 | 117.4 | 6 | 6.3 | 1 | 58.9 | 3 | .. | .. | 356.8 | 22 | 644.3 | 37 | 596 | Jeur (O) |
| 5 | मोहोळ | 45.8 | 4 | 73.2 | 10 | 49.1 | 2 | 22.1 | 2 | .. | .. | 359.6 | 32 | 790.3 | 51 | 657 | Mohol |
| 6 | माढा | 7.5 | 1 | 147.8 | 7 | 97.4 | 2 | 69.6 | 3 | .. | .. | 487.0 | 26 | 560.8 | 38 | 582 | Madha |
| 7 | करमाळा | 23.0 | 3 | 191.0 | 10 | 122.0 | 2 | 100.0 | 4 | .. | .. | 702.6 | 38 | 829.0 | 42 | 541 | Karmala |
| 8 | पंढरपूर | 17.5 | 4 | 120.0 | 8 | 85.5 | 2 | 55.0 | 3 | .. | .. | 487.0 | 29 | 1,097.0 | 42 | 611 | Pandharpur |
| 9 | सांगोळा | 16.2 | 2 | 208.8 | 11 | 93.4 | 4 | 33.0 | 4 | .. | .. | 579.0 | 36 | 930.1 | 47 | 538 | Sangola |
| 10 | माळशिरस | 2.0 | 1 | 77.4 | 7 | 44.5 | 4 | 39.0 | 3 | .. | .. | 335.1 | 22 | 693.0 | 31 | 515 | Malshiras |
| 11 | मंगळवेढा | 5.6 | 1 | 293.4 | 12 | 77.4 | 4 | 55.0 | 4 | .. | .. | 613.1 | 33 | 1,096.0 | 45 | 569 | Mangalwedha |
| 12 | अक्लुज | 4.0 | 1 | 185.7 | 9 | 107.0 | 3 | .. | .. | .. | .. | 471.6 | 24 | 713.8 | 38 | .. | Akluj |

XII. Solapur District

XIII. कोल्हापूर जिल्हा—

| | | | | | | | | | | | | | | | | | |
|----|---------------|---------|----|-------|----|-------|----|-------|---|----|----|---------|-----|---------|-----|-------|--------------|
| 1 | कोल्हापूर (त) | 236.5 | 23 | 101.5 | 6 | 102.7 | 5 | 59.9 | 3 | .. | .. | 902.3 | 70 | 1,111.1 | 72 | 1,070 | Kolhapur (T) |
| 2 | हातकणंगले | 107.6 | 15 | 27.8 | 3 | 140.6 | 5 | 18.4 | 2 | .. | .. | 581.0 | 47 | 804.5 | 53 | 734 | Hatkanangle |
| 3 | शिरोळ | 83.0 | 13 | 125.0 | 6 | 93.0 | 4 | 41.0 | 3 | .. | .. | 616.0 | 46 | 762.0 | 43 | 585 | Shirol |
| 4 | गगनबावडा | 1,829.0 | 31 | 401.0 | 18 | 233.0 | 13 | 88.0 | 3 | .. | .. | 5,596.3 | 110 | 6,263.7 | 122 | 6,212 | Gaganbavada |
| 5 | शाहुवाडी | 330.0 | 18 | 75.0 | 6 | 58.0 | 3 | 33.0 | 3 | .. | .. | 1,261.0 | 70 | 1,401.0 | 78 | 1,961 | Shahuwadi |
| 6 | गारगोटी | 889.0 | 30 | 28.0 | 6 | 164.0 | 4 | 102.0 | 5 | .. | .. | 2,059.0 | 90 | 1,531.6 | 74 | 1,542 | Gargoti |
| 7 | पन्हाळा | 430.9 | 25 | 62.6 | 6 | 50.4 | 6 | 39.2 | 5 | .. | .. | 1,236.9 | 80 | 1,192.2 | 76 | 865 | Panhala |
| 8 | कागल | 136.3 | 17 | 149.5 | 6 | 72.2 | 5 | 16.0 | 2 | .. | .. | 805.3 | 57 | 720.3 | 56 | 952 | Kagal |
| 9 | गडहिंगलज | 194.0 | 19 | 16.0 | 2 | 99.0 | 6 | 38.0 | 4 | .. | .. | 820.0 | 58 | 995.9 | 66 | 965 | Gadhinglaj |
| 10 | राधानगरी | 1,344.0 | 31 | 78.0 | 7 | 62.0 | 5 | 40.0 | 4 | .. | .. | 3,658.3 | 96 | 3,947.0 | 93 | 3,818 | Radhanagari |
| 11 | आजरा | 553.0 | 27 | 44.0 | 7 | 172.0 | 8 | 53.0 | 3 | .. | .. | 1,966.0 | 84 | 1,932.0 | 86 | 2,250 | Ajara |
| 12 | चांदगड | 1,072.0 | 27 | 68.0 | 7 | 125.5 | 6 | 16.6 | 3 | .. | .. | 2,981.1 | 82 | 2,893.4 | 91 | 2,696 | Chandgad |

XIII. Kolhapur District

तक्ता क्रमांक, TABLE No. 2.3 (A) (3.3)—contd.

| (1) | (2) | (17) | (18) | (19) | (20) | (21) | (22) | (23) | (24) | (25) | (26) | (27) | (28) | (29) | (30) | (31) | (2) |
|------------------------------|--------------------|-------|------|-------|------|-------|------|------|------|------|------|---------|------|---------|------|-------|----------------------------------|
| XIV. औरंगाबाद जिल्हा— | | | | | | | | | | | | | | | | | XIV. Aurangabad District. |
| 1 | औरंगाबाद (त) .. | 190.5 | 7 | 88.3 | 6 | 57.9 | 5 | 23.9 | 3 | .. | .. | 770.3 | 44 | 890.1 | 55 | 726 | Aurangabad (T) |
| 2 | खुलदाबाद .. | 147.0 | 13 | 184.0 | 11 | 55.0 | 4 | 38.0 | 3 | .. | .. | 646.7 | 47 | 1,062.0 | 68 | 962 | Khuldabad |
| 3 | वैजापूर .. | 20.4 | 3 | 33.7 | 8 | 20.6 | 3 | 23.0 | 2 | .. | .. | 229.7 | 23 | 516.8 | 43 | 542 | Vaijapur |
| 4 | सोयगाव .. | 153.2 | 13 | 45.6 | 4 | 7.6 | 1 | 4.6 | 1 | .. | .. | 567.6 | 38 | 716.2 | 47 | 860 | Socgaon |
| 5 | चिखलठाणा .. | 145.3 | 8 | 47.3 | 5 | 41.0 | 6 | 8.6 | 2 | .. | .. | 462.1 | 39 | 651.8 | 53 | 692 | Chikhalthana |
| 6 | सिल्लोड .. | 114.6 | 10 | 131.8 | 7 | 106.2 | 4 | 15.0 | 2 | .. | .. | 516.4 | 42 | 633.9 | 43 | 768 | Siled |
| 7 | गंगापूर .. | 51.1 | 6 | 130.8 | 8 | 42.2 | 3 | 27.6 | 2 | .. | .. | 456.7 | 37 | 650.9 | 43 | 682 | Gangapur |
| 8 | कन्नड .. | 56.9 | 5 | 41.4 | 6 | 23.0 | 3 | 18.8 | 2 | .. | .. | 405.2 | 31 | 581.3 | 53 | 805 | Kannad |
| 9 | पैठण .. | 30.1 | 3 | 132.7 | 9 | 42.3 | 2 | 14.5 | 3 | .. | .. | 476.9 | 29 | .. | .. | .. | Paithan |
| XV. जालना जिल्हा— | | | | | | | | | | | | | | | | | XV. Jalna District |
| 1 | जालना .. | 96.0 | 9 | 162.0 | 8 | 42.0 | 2 | 23.0 | 2 | .. | .. | 781.0 | 45 | 908.5 | 50 | 688 | Jalna |
| 2 | जाफराबाद .. | 98.4 | 10 | 80.0 | 4 | 17.0 | 2 | 13.0 | 2 | .. | .. | 429.6 | 35 | 639.0 | 38 | 818 | Jafferabad |
| 3 | भोकरदन .. | 60.0 | 7 | 33.0 | 3 | 45.0 | 2 | 24.0 | 2 | .. | .. | 267.0 | 23 | 448.8 | 41 | 708 | Bhokardan |
| 4 | अंबड .. | 96.3 | 8 | 63.7 | 6 | 73.3 | 6 | 35.0 | 2 | .. | .. | 521.4 | 36 | 290.2 | 22 | 769 | Ambad |
| 5 | परतूर .. | 114.9 | 8 | 104.9 | 5 | 38.0 | 4 | 17.8 | 2 | .. | .. | 613.6 | 35 | 732.5 | 37 | 784 | Partur |
| XVI. परभणी जिल्हा— | | | | | | | | | | | | | | | | | XVI. Parbhani District. |
| 1 | परभणी (वे) .. | 54.5 | 8 | 267.8 | 11 | 11.0 | 2 | 22.6 | 2 | .. | .. | 593.5 | 43 | 923.0 | 55 | 854 | Parbhani (O) |
| 2 | कळमनुरी .. | 141.6 | 13 | 75.0 | 8 | 88.2 | 3 | 76.4 | 1 | .. | .. | 906.2 | 47 | 780.1 | 49 | 1,023 | Kalamnuri |
| 3 | हिंगोली .. | 138.7 | 11 | 103.2 | 9 | 95.8 | 3 | 15.4 | 1 | .. | .. | 833.1 | 51 | 895.8 | 49 | 788 | Hingoli |
| 4 | जिंतूर .. | 120.6 | 9 | 152.1 | 12 | 40.8 | 3 | 19.3 | 3 | .. | .. | 639.3 | 43 | 856.5 | 54 | N. A. | Jintur |
| 5 | पाथरी .. | 67.9 | 4 | 193.1 | 7 | 31.5 | 3 | 8.9 | 1 | .. | .. | 509.8 | 30 | 608.9 | 48 | 850 | Pathri |
| 6 | सिद्धेश्वर कॅंप .. | 97.2 | 10 | 172.2 | 10 | 41.2 | 1 | 43.2 | 2 | .. | .. | 729.0 | 47 | 701.3 | 58 | 994 | Siddheshwar camp |
| 7 | गंगाखेड .. | 59.0 | 8 | 230.0 | 10 | 18.0 | 4 | .. | .. | .. | .. | 503.7 | 37 | 821.9 | 64 | N. A. | Gangakhed |
| 8 | बसमथ .. | 110.4 | 10 | 199.0 | 12 | 57.2 | 4 | 19.0 | 1 | .. | .. | 747.2 | 52 | 973.0 | 61 | .. | Basmath |
| XVII. बीड जिल्हा— | | | | | | | | | | | | | | | | | XVII. Beed District |
| 1 | चौसाला .. | .. | .. | 190.0 | 3 | .. | .. | .. | .. | .. | .. | 425.0 | 9 | 871.0 | 31 | 652 | Chowsala |
| 2 | बीड कलेक्शन .. | 38.4 | 6 | 161.0 | 9 | 35.4 | 3 | 31.0 | 3 | .. | .. | 484.0 | 33 | 537.6 | 37 | N. A. | Beed collection |
| 3 | बीड .. | 33.8 | 5 | 159.2 | 9 | 35.4 | 3 | 31.0 | 3 | .. | .. | 508.6 | 36 | 775.9 | 48 | 786 | Beed |
| 4 | मोमिनाबाद .. | 23.0 | 3 | 356.1 | 15 | 75.8 | 3 | 11.5 | 2 | .. | .. | 884.6 | 41 | 1,021.9 | 50 | 752 | Mominabad |
| 5 | गेवराई .. | 27.9 | 3 | 139.2 | 8 | 52.1 | 3 | 22.0 | 2 | .. | .. | 475.3 | 35 | 652.3 | 47 | 740 | Gevrai |
| 6 | पाटोदा .. | 15.8 | 3 | 210.0 | 12 | 66.0 | 6 | 46.5 | 3 | .. | .. | 568.4 | 47 | 612.8 | 45 | 683 | Patoda |
| 7 | मंजलेगाव .. | 60.4 | 9 | 204.0 | 11 | 24.6 | 2 | 9.2 | 1 | .. | .. | 516.2 | 38 | 659.3 | 45 | 862 | Manjlegaon |
| 8 | रोटी .. | 15.0 | 2 | 289.0 | 12 | 18.0 | 3 | .. | .. | .. | .. | 413.0 | 24 | 529.0 | 32 | 625 | Roti |
| 9 | आष्टी .. | 23.7 | 3 | 186.8 | 16 | 16.3 | 2 | 44.2 | 2 | .. | .. | 397.8 | 37 | 420.6 | 37 | 647 | Ashti |
| XVIII. नांदेड जिल्हा— | | | | | | | | | | | | | | | | | XVIII. Nanded District. |
| 1 | भोकर .. | 212.0 | 13 | 302.0 | 15 | 52.0 | 5 | 20.0 | 1 | .. | .. | 1,030.7 | 57 | 1,377.6 | 60 | N. A. | Bhokar |
| 2 | हदगांव .. | 138.5 | 10 | 354.2 | 14 | 38.0 | 4 | 31.3 | 3 | .. | .. | 932.2 | 48 | 726.0 | 53 | .. | Hadgaon |

| | | | | | | | | | | | | | | | | |
|---|-------------|-------|----|-------|----|-------|---|------|---|----|---------|----|---------|----|-------|------------|
| 3 | नांदेड (के) | 111.6 | 12 | 308.2 | 12 | 39.4 | 4 | 36.9 | 1 | .. | 1,090.5 | 57 | 1,236.2 | 62 | 982 | Nanded (O) |
| 4 | मुलेश | 79.3 | 9 | 208.0 | 11 | 31.8 | 4 | 48.2 | 2 | .. | 712.9 | 46 | 830.7 | 57 | N. A. | Mukhed |
| 5 | बिलोली | 185.6 | 10 | 247.6 | 10 | 107.2 | 4 | 18.2 | 1 | .. | 1,056.0 | 41 | 947.7 | 56 | 979 | Billoli |
| 6 | किरज | 255.0 | 15 | 214.0 | 15 | 30.0 | 4 | 6.0 | 1 | .. | 1,010.0 | 57 | 1,151.1 | 61 | 1,252 | Kinwat |
| 7 | कंधार | 77.7 | 8 | 244.6 | 12 | 52.9 | 4 | 23.4 | 1 | .. | 812.9 | 46 | 888.7 | 52 | 949 | Kandhar |
| 8 | देगलूर | 175.6 | 12 | 89.8 | 7 | 45.2 | 3 | 83.0 | 2 | .. | 789.3 | 50 | 1,036.8 | 65 | 993 | Deglur |
| 9 | नांदेड (त) | 108.6 | 11 | 258.8 | 11 | 36.0 | 2 | 36.8 | 1 | .. | 1,031.6 | 49 | 1,234.1 | 64 | 982 | Nanded (T) |

XIX. उस्मानाबाद जिल्हा—

XIX. Osmanabad District.

| | | | | | | | | | | | | | | | | |
|----|-----------------|------|---|-------|----|------|---|------|---|----|-------|----|-------|----|-------|---------------|
| 1 | औसा | 36.6 | 3 | 140.4 | 12 | 40.8 | 3 | 13.0 | 1 | .. | 434.6 | 32 | 815.5 | 43 | N. A. | Ausa |
| 2 | भूम | 36.9 | 4 | 106.1 | 9 | 48.6 | 3 | 67.4 | 4 | .. | 503.1 | 33 | 694.4 | 46 | N. A. | Bhoem |
| 3 | उस्मानाबाद (के) | 83.5 | 7 | 242.4 | 15 | 34.0 | 5 | 37.8 | 1 | .. | 720.4 | 50 | 930.4 | 66 | 810 | Osmanabad (O) |
| 4 | परांडा | 32.2 | 4 | 47.2 | 6 | 48.0 | 3 | 77.6 | 3 | .. | 361.4 | 29 | 593.0 | 39 | 674 | Parenda |
| 5 | कळंब | 21.9 | 3 | 220.2 | 12 | 28.0 | 2 | 19.5 | 3 | .. | 521.2 | 34 | 933.0 | 58 | 779 | Kalam |
| 6 | बुळजापूर | 79.2 | 6 | 277.8 | 14 | 58.4 | 4 | 55.0 | 1 | .. | 825.6 | 42 | 597.4 | 40 | 918 | Tuljapur |
| 7 | अहमदपूर | 59.8 | 6 | 240.6 | 12 | 58.6 | 5 | 12.8 | 2 | .. | 707.9 | 47 | 898.4 | 55 | 933 | Ahmedpur |
| 8 | उदगीर | 43.4 | 7 | 372.7 | 14 | 39.5 | 5 | 27.6 | 3 | .. | 763.3 | 44 | 599.2 | 41 | 990 | Udgir |
| 9 | लातूर | 12.0 | 2 | 253.0 | 15 | 25.5 | 3 | 13.2 | 1 | .. | 674.7 | 45 | 926.4 | 50 | N. A. | Latur |
| 10 | निलंगा | 50.0 | 5 | 224.0 | 16 | 7.0 | 1 | 35.0 | 1 | .. | 575.2 | 42 | 830.1 | 55 | N. A. | Nilanga |
| 11 | उमरगा | 18.5 | 3 | 236.7 | 11 | 41.9 | 3 | 10.2 | 2 | .. | 656.2 | 40 | 986.5 | 53 | N. A. | Omerga |
| 12 | उस्मानाबाद (त) | 93.2 | 9 | 230.6 | 16 | 24.2 | 8 | 31.6 | 3 | .. | 622.4 | 56 | 830.1 | 57 | .. | Osmanabad (T) |

XX. बुलढापा जिल्हा—

XX. Buldana District.

| | | | | | | | | | | | | | | | | |
|---|---------|-------|----|-------|---|-------|----|------|----|----|-------|----|---------|----|-----|----------|
| 1 | बुलढापा | 81.3 | 7 | 66.6 | 5 | 203.0 | 2 | 11.1 | 1 | .. | 626.1 | 38 | 954.6 | 54 | 857 | Buldana |
| 2 | मलकापूर | 98.0 | 10 | 43.4 | 5 | .. | .. | 14.0 | 2 | .. | 345.3 | 29 | 801.2 | 33 | 722 | Malkapur |
| 3 | मेहेकर | 83.4 | 8 | 175.0 | 8 | 45.8 | 3 | .. | .. | .. | 755.3 | 41 | 741.9 | 48 | 835 | Mehekar |
| 4 | नंदुरा | 55.9 | 5 | 55.5 | 7 | 8.0 | 1 | 25.0 | 2 | .. | 550.8 | 32 | 1,247.6 | 48 | 757 | Nandura |
| 5 | डोनेगाव | 103.6 | 9 | 98.3 | 7 | 19.2 | 1 | 18.5 | 2 | .. | 742.1 | 41 | 723.5 | 46 | 904 | Donegaon |
| 6 | जळगाव | 79.6 | 7 | 118.5 | 5 | .. | .. | 20.0 | 2 | .. | 438.4 | 27 | 500.4 | 30 | 755 | Jalgaon |
| 7 | खामगाव | 132.0 | 8 | 62.0 | 5 | 5.0 | 1 | .. | .. | .. | 392.0 | 25 | 802.0 | 45 | 765 | Khamgaon |
| 8 | शेगाव | 86.8 | 8 | 64.0 | 7 | 5.8 | 1 | 10.8 | 1 | .. | 467.4 | 36 | 872.8 | 40 | 789 | Shegaon |
| 9 | चिखली | 122.5 | 10 | 8.0 | 1 | .. | .. | 3.0 | 1 | .. | 353.4 | 29 | 541.9 | 51 | 808 | Chikali |

XXI. अकोला जिल्हा—

XXI. Akola District.

| | | | | | | | | | | | | | | | | |
|----|--------------------|-------|----|-------|----|------|----|------|----|----|-------|----|---------|----|-------|---------------------|
| 1 | अकोला सिटी (के) | 138.2 | 8 | 104.6 | 5 | 3.4 | 1 | 9.2 | 1 | .. | 616.0 | 35 | 997.6 | 58 | 810 | Akola City (O) |
| 2 | बाळापूर | 31.6 | 4 | 97.6 | 8 | .. | .. | 12.3 | 2 | .. | 487.9 | 30 | 636.5 | 39 | 773 | Balapur |
| 3 | आकोट | .. | .. | .. | .. | .. | .. | .. | .. | .. | 17.0 | 2 | 926.7 | 43 | 794 | Akot |
| 4 | वाशिम | 156.0 | 12 | 166.0 | 8 | 12.0 | 1 | 15.0 | 1 | .. | 991.7 | 44 | 909.8 | 48 | 927 | Washim |
| 5 | मंगळूरपीर | 101.9 | 8 | 191.5 | 9 | 7.4 | 1 | 28.2 | 2 | .. | 886.1 | 43 | 821.5 | 48 | 861 | Mangrulpir |
| 6 | मुक्तिजापूर | 80.0 | 8 | 137.4 | 7 | 55.0 | 3 | 8.0 | 1 | .. | 589.4 | 37 | 1,073.0 | 47 | 819 | Murtizapur |
| 7 | अकोला विमानतळ (के) | 92.4 | 8 | 113.7 | 5 | 2.3 | 1 | 8.6 | 1 | .. | 629.7 | 34 | 1,028.9 | 55 | N. A. | Akola Aerodrome (O) |
| 8 | तेल्हारा | 47.0 | 7 | 127.0 | 7 | 15.0 | 1 | 21.0 | 3 | .. | 411.0 | 36 | 746.0 | 27 | N. A. | Telhara |
| 9 | परतूर | 54.0 | 6 | 73.0 | 5 | 14.0 | 2 | 4.0 | 1 | .. | 493.0 | 33 | 471.6 | 42 | N. A. | Partur |
| 10 | कारंजा | 67.4 | 8 | 207.3 | 7 | 7.0 | 1 | 13.0 | 1 | .. | 678.1 | 35 | .. | .. | .. | Karanja |

तपता फर्मिका / TABLE No. 2.3(A) (3-3) - contd.

| (1) | (2) | (17) | (18) | (19) | (20) | (21) | (22) | (23) | (24) | (25) | (26) | (27) | (28) | (29) | (30) | (31) | (2) |
|--------------------------------|--------------------|-------|------|-------|------|-------|------|------|------|------|------|---------|------|---------|------|-------|----------------------------------|
| XXII. अम्बरावती जिल्हा— | | | | | | | | | | | | | | | | | XXII. Amravati District. |
| 1 | अम्बरावती (त) | 85.6 | 6 | 140.4 | 11 | 5.8 | 1 | 17.8 | 3 | .. | .. | 730.8 | 49 | 1,096.2 | 55 | 876 | Amravati (O) |
| 2 | बडनेरा. | .. | .. | .. | .. | .. | .. | .. | .. | .. | .. | .. | .. | 949.3 | 34 | 848 | Badnera |
| 3 | मोर्शी | 22.6 | 3 | 8.4 | 2 | 9.2 | 1 | 13.6 | 1 | .. | .. | 139.4 | 10 | 677.2 | 44 | 849 | Morshi |
| 4 | चांदूर रेल्वे | 69.8 | 6 | 115.7 | 10 | 36.7 | 2 | 12.3 | 1 | .. | .. | 886.6 | 17 | 923.3 | 46 | 851 | Chandur Railway |
| 5 | खोलापूर | 39.1 | 5 | 97.6 | 8 | 4.0 | 1 | 13.1 | 1 | .. | .. | 473.7 | 37 | 841.7 | 51 | 816 | Kholapur |
| 6 | वरुड | 119.3 | 11 | 42.0 | 2 | 12.6 | 1 | .. | .. | .. | .. | 731.6 | 38 | 943.0 | 52 | 1,007 | Warud |
| 7 | तळेगाव | 62.0 | 3 | 76.0 | 3 | .. | .. | .. | .. | .. | .. | 447.5 | 17 | 894.3 | 44 | 927 | Talegaon |
| 8 | अचलपूर | 82.6 | 8 | 202.3 | 5 | 9.6 | 2 | 37.6 | 2 | .. | .. | 934.0 | 43 | 1,010.1 | 42 | 832 | Achalpur |
| 9 | दर्यापूर | 52.5 | 8 | 25.4 | 7 | 1.5 | 1 | 12.0 | 1 | .. | .. | 729.8 | 41 | 922.4 | 46 | 768 | Daryapur |
| 10 | अंजनागांव सुरजी | 38.6 | 6 | 63.1 | 5 | 6.4 | 1 | 19.7 | 2 | .. | .. | 355.8 | 35 | 499.4 | 41 | 788 | Anjangaon Surji |
| 11 | चांदूर बाजार | 53.1 | 6 | 95.1 | 6 | 23.1 | 2 | 11.0 | 2 | .. | .. | 620.8 | 40 | 976.2 | 43 | 832 | Chandur Bazar |
| 12 | चिखलदरा | 384.7 | 23 | 266.0 | 11 | 37.0 | 4 | 66.0 | 3 | .. | .. | 1,156.3 | 64 | 1,579.0 | 63 | 1,708 | Chikhaldra |
| 13 | धारणी | 252.4 | 21 | 185.8 | 9 | .. | .. | 19.0 | 2 | .. | .. | 799.6 | 49 | 842.6 | 57 | 1,134 | Dharni |
| XXIII. यवतमाळ जिल्हा— | | | | | | | | | | | | | | | | | XXIII. Yavatmai District. |
| 1 | यवतमाळ (त) | 87.8 | 12 | 145.7 | 9 | 8.8 | 1 | 14.3 | 1 | .. | .. | 787.7 | 48 | 1,438.8 | 68 | 1,096 | Yavatmal (O) |
| 2 | वणी | 136.7 | 10 | 134.9 | 10 | 71.5 | 4 | 4.3 | 1 | .. | .. | 823.3 | 54 | 1,242.4 | 58 | 1,118 | Wani |
| 3 | दारव्हा | 129.0 | 10 | 72.0 | 8 | 7.00 | 1 | 20.0 | 1 | .. | .. | 699.0 | 39 | 955.8 | 51 | 925 | Darvha |
| 4 | पुसद | 176.8 | 14 | 133.7 | 10 | 14.5 | 2 | 25.4 | 1 | .. | .. | 848.2 | 57 | 921.2 | 55 | 875 | Pusad |
| 5 | उमरखेड | 110.1 | 14 | 116.5 | 8 | 80.9 | 7 | 17.3 | 3 | .. | .. | 771.5 | 52 | 833.7 | 59 | 931 | Umarkhed |
| 6 | पांढरकवडा | 197.2 | 13 | 204.2 | 13 | 204.0 | 4 | 8.0 | 1 | .. | .. | 1,099.7 | 50 | .. | .. | .. | Pandharkawada |
| 7 | दिग्रस | 173.0 | 13 | 119.0 | 7 | .. | .. | .. | .. | .. | .. | 401.0 | 27 | .. | .. | .. | Digras |
| 8 | नेर | 155.2 | 8 | 192.0 | 10 | .. | .. | 64.2 | 1 | .. | .. | 1,184.4 | 43 | .. | .. | .. | Ner |
| XXIV. वर्धा जिल्हा— | | | | | | | | | | | | | | | | | XXIV. Wardha district. |
| 1 | वर्धा (त) | 78.4 | 7 | 172.2 | 9 | 35.0 | 3 | 1.4 | 1 | .. | .. | 1,023.3 | 43 | 1,267.0 | 55 | N. A. | Wardha (O) |
| 2 | हिंगणघाट | 133.2 | 11 | 216.2 | 10 | 61.4 | 3 | 9.8 | 1 | .. | .. | 938.0 | 54 | 1,195.4 | 64 | 1,142 | Hinganghat |
| 3 | अरवी | 42.7 | 6 | 100.8 | 10 | 16.8 | 2 | 6.0 | 1 | .. | .. | 638.4 | 50 | 1,464.4 | 63 | 994 | Arvi |
| XXV. नागपूर जिल्हा— | | | | | | | | | | | | | | | | | XXV. Nagpur District. |
| 1 | नागपूर विमानतळ (त) | 79.1 | 9 | 160.3 | 10 | 32.5 | 3 | 5.7 | 1 | .. | .. | 841.5 | 51 | 1,539.0 | 59 | .. | Nagpur Airport (O) |
| 2 | नागपूर फार्म | 106.6 | 8 | 145.1 | 10 | 40.2 | 3 | .. | .. | .. | .. | 662.4 | 42 | 1,185.4 | 49 | .. | Nagpur Farm |
| 3 | नागपूर (वे) | 102.4 | 7 | 93.4 | 8 | 39.4 | 3 | 11.2 | 1 | .. | .. | 562.3 | 39 | 1,179.9 | 43 | 1,242 | Nagpur (O) |
| 4 | उमरुड | 95.1 | 9 | 144.8 | 9 | 37.2 | 3 | 7.5 | 1 | .. | .. | 647.1 | 48 | 1,469.8 | 51 | 1,279 | Umruer |
| 5 | काटोल | 235.9 | 11 | 96.0 | 8 | 33.0 | 4 | 19.0 | 2 | .. | .. | 888.9 | 52 | 1,403.8 | 57 | 1,011 | Katol |
| 6 | सावनेर | 151.4 | 11 | 211.0 | 7 | 33.6 | 2 | 21.6 | 2 | .. | .. | 871.7 | 50 | 1,075.4 | 57 | 1,075 | Saoner |
| 7 | खिंडशी | .. | .. | .. | .. | .. | .. | .. | .. | .. | .. | 402.4 | 24 | 1,496.3 | 49 | 1,193 | Khindsi |
| 8 | थारसा | 218.6 | 11 | 187.4 | 8 | 51.3 | 2 | 24.0 | 1 | .. | .. | 843.1 | 50 | 1,534.7 | 55 | 1,283 | Tharsa |
| 9 | रामटेक | 297.5 | 14 | 97.6 | 8 | 33.5 | 3 | 10.4 | 1 | .. | .. | 774.8 | 48 | 1,432.6 | 57 | 1,210 | Ramtek |
| 10 | पारसीवनी | 230.0 | 12 | 120.0 | 6 | 25.0 | 1 | .. | .. | .. | .. | 606.0 | 35 | 353.0 | 12 | 1,105 | Parseoni |
| 11 | देवळापूर | 237.4 | 15 | 147.2 | 6 | 77.0 | 4 | 8.0 | 1 | .. | .. | 895.4 | 50 | 480.8 | 27 | 1,183 | Deolapur |

XXVI. भंडारा जिल्हा—

| | | | | | | | | | | | | | | |
|----|------------------|-------|----|-------|----|------|---|-------|----|-----|---------|----|---------|----|
| 1 | भंडारा (ए.एम.ओ.) | 340.9 | 12 | 276.5 | 14 | 8.2 | 1 | .. | .. | .. | 1,311.3 | 61 | 1286.4 | 56 |
| 2 | साकोली | 497.7 | 16 | 358.0 | 18 | 24.0 | 3 | .. | .. | 4.5 | 1,645.2 | 80 | 1,636.4 | 74 |
| 3 | गोंदिया (वे) | 594.7 | 20 | 45.4 | 6 | 92.0 | 5 | .. | .. | .. | 1,217.0 | 65 | 1,280.9 | 71 |
| 4 | खारबंद | 830.2 | 19 | 83.0 | 5 | 67.0 | 3 | 78.0 | 1 | .. | 1,383.6 | 51 | 1,190.4 | 55 |
| 5 | चांदपुर | 385.0 | 14 | 115.8 | 8 | 37.4 | 2 | 45.6 | 1 | .. | 813.8 | 40 | 1,442.2 | 54 |
| 6 | बोडकसा | 993.0 | 21 | 110.0 | 7 | 50.0 | 3 | 40.0 | 2 | .. | 1,384.0 | 45 | 1,350.0 | 64 |
| 7 | चोरखामग्रा | 456.4 | 15 | 143.8 | 7 | 92.6 | 3 | 110.2 | 1 | .. | 940.8 | 43 | 1,496.8 | 69 |
| 8 | पांग्री | 501.0 | 17 | 66.0 | 5 | 20.0 | 2 | 76.0 | 2 | .. | 928.0 | 40 | 1,108.0 | 59 |
| 9 | पवनी | 626.6 | 13 | 385.9 | 17 | 7.2 | 1 | .. | .. | .. | 1,851.0 | 73 | 1,204.3 | 58 |
| 10 | देवरी | 615.7 | 21 | 77.9 | 10 | 87.1 | 4 | 3.3 | 1 | .. | 1,226.4 | 59 | 1,525.8 | 63 |
| 11 | गोंदिया (त) | 625.3 | 20 | 45.2 | 6 | 92.0 | 5 | .. | .. | .. | 1,224.0 | 62 | 1,230.1 | 71 |

XXVI. Bhandara District.

| | | |
|-------|-------------------|----|
| 1,388 | Bhandara (A.M.O.) | 56 |
| 1,572 | Sakoli | 74 |
| 1,471 | Gondia (O) | 71 |
| 1,475 | Kharbund | 55 |
| 1,313 | Chandpur | 54 |
| 1,379 | Bedalkasa | 64 |
| 1,466 | Chorkhamgra | 69 |
| 1,555 | Pangree | 59 |
| 1,285 | Paoni | 58 |
| 1,445 | Deori | 63 |
| 1,579 | Gondia (T) | 71 |

XXVII. चंद्रपूर जिल्हा—

| | | | | | | | | | | | | | | |
|----|-----------------|-------|----|-------|----|-------|----|------|----|----|---------|----|---------|----|
| 1 | चंद्रपूर (वे) | 309.2 | 13 | 253.6 | 11 | 126.1 | 3 | 4.3 | 2 | .. | 1,067.3 | 55 | 1,376.0 | 63 |
| 2 | वरौरा | 146.0 | 15 | 198.4 | 8 | 100.5 | 3 | .. | .. | .. | 1,035.2 | 52 | 1,158.0 | 59 |
| 3 | आरमोरी | 146.0 | 15 | 277.4 | 13 | .. | .. | .. | .. | .. | 1,427.2 | 64 | 1,427.2 | 55 |
| 4 | चिमुर | 131.3 | 10 | 114.2 | 9 | 34.2 | 3 | .. | .. | .. | 616.4 | 48 | 2,293.7 | 70 |
| 5 | गडचिरोली | 304.7 | 16 | 216.9 | 11 | 89.5 | 3 | 27.0 | 1 | .. | 1,223.3 | 58 | 1,413.6 | 66 |
| 6 | असोला | 270.0 | 17 | 231.2 | 10 | 123.2 | 3 | .. | .. | .. | 936.6 | 52 | 1,989.3 | 59 |
| 7 | घोराघेरी | 189.2 | 18 | 94.6 | 11 | 98.2 | 3 | 14.6 | 2 | .. | 689.8 | 48 | 1,892.7 | 80 |
| 8 | खरी | 237.3 | 12 | 232.7 | 13 | 120.9 | 3 | .. | .. | .. | 722.9 | 37 | 1,197.1 | 54 |
| 9 | कुन्हारी | 236.0 | 20 | 184.6 | 10 | 125.6 | 5 | 29.6 | 2 | .. | 1,151.1 | 67 | 1,657.2 | 67 |
| 10 | नेल्सर | 149.6 | 11 | 159.6 | 8 | 108.8 | 5 | .. | .. | .. | 782.1 | 44 | 1,434.7 | 59 |
| 11 | मनोरा | 135.0 | 9 | 109.3 | 7 | 11.0 | 1 | 22.0 | 1 | .. | 628.8 | 36 | 1,550.1 | 75 |
| 12 | शिंदेवाही | 211.5 | 13 | 196.8 | 12 | 124.4 | 3 | 4.9 | 1 | .. | 868.7 | 58 | 15,50.1 | 75 |
| 13 | ब्रम्हपुरी (वे) | 226.6 | 15 | 175.0 | 11 | 159.9 | 3 | 10.8 | 1 | .. | 1,084.9 | 64 | 1,088.9 | 83 |
| 14 | सिरोंचा (त) | 429.6 | 22 | 151.2 | 8 | 78.8 | 4 | 2.8 | 1 | .. | 1,037.7 | 58 | 1,292.2 | 62 |
| 15 | सिरोंचा (वे) | 457.0 | 23 | 167.8 | 9 | 87.8 | 3 | 4.3 | 1 | .. | 1,093.4 | 60 | 1,327.9 | 63 |
| 16 | ब्रम्हपुरी (त) | 227.0 | 15 | 175.0 | 11 | 159.9 | 3 | 25.9 | 1 | .. | 1,061.2 | 58 | 1,718.4 | 83 |

XXVII. Chandrapur District.

| | | |
|-------|----------------|----|
| 1,267 | Chandrapur (O) | 63 |
| 1,185 | Warora | 59 |
| 1,451 | Armori | 55 |
| 1,268 | Chimur | 70 |
| 1,552 | Gadchiroli | 66 |
| .. | Asola | 59 |
| 1,359 | Ghoragheri | 80 |
| 1,381 | Khairree | 54 |
| 1,441 | Kunhari | 67 |
| 1,357 | Nelsar | 59 |
| 1,437 | Manora | 75 |
| 1,523 | Sindewahi | 75 |
| N. A. | Brahmapuri (O) | 83 |
| 1,439 | Sironcha (T) | 62 |
| 1,239 | Sironcha (O) | 63 |
| 1,472 | Brahmapuri (T) | 83 |

टीप.— (१) स्तंभ (३१) मधील आकडे हे प्रत्येक केंद्राचे सरासरी किंवा सर्वसाधारण पावसाचे आहेत.

(२) N. A. म्हणजे माहिती उपलब्ध नाही.

Note.—(1) The figures shown in column (31) are of average of normal rainfall at each centre.

(2) N. A. means information is not available.

आधार.—कृषि संचालनालय, महाराष्ट्र शासन, पुणे.

Source.—Directorate of Agriculture, Government of Maharashtra, Pune.

2. पर्यावरण सांख्यिकी/ENVIRONMENT STATISTICS CLIMATE

तक्ता क्रमांक/TABLE No. 2.3 (B) (3-3)

विविध केंद्रांचे ठिकाणी पडलेला पाऊस/Rainfall at different centres
(1983)

(पाऊस मिलीमिटरमध्ये/Rainfall in millimetres)

| क्रमांक Serial No. | केंद्र | जानेवारी January | | फेब्रुवारी February | | मार्च March | | एप्रिल April | | मे May | | जून June | | जुलै July | | Centre | | | | | | | | | | | | | | | |
|------------------------------|------------------|---------------------|----------------------------|------------------------|----------------------------|------------------|----------------------------|------------------|----------------------------|------------------|----------------------------|------------------|----------------------------|------------------|----------------------------|-------------------------------|--|--|--|--|--|--|--|--|--|--|--|--|--|--|--|
| | | पाऊस Rainfall | पावसाचे दिवस Rainy days | पाऊस Rainfall | पावसाचे दिवस Rainy days | पाऊस Rainfall | पावसाचे दिवस Rainy days | पाऊस Rainfall | पावसाचे दिवस Rainy days | पाऊस Rainfall | पावसाचे दिवस Rainy days | पाऊस Rainfall | पावसाचे दिवस Rainy days | पाऊस Rainfall | पावसाचे दिवस Rainy days | | | | | | | | | | | | | | | | |
| (1) | (2) | (3) | (4) | (5) | (6) | (7) | (8) | (9) | (10) | (11) | (12) | (13) | (14) | (15) | (16) | (2) | | | | | | | | | | | | | | | |
| I. बृहन्मुंबई जिल्हा— | | | | | | | | | | | | | | | | I. Gr Bombay District. | | | | | | | | | | | | | | | |
| 1 | मुंबई (कुलाबा) | .. | .. | .. | .. | .. | .. | 7.4 | 1 | .. | .. | 495.5 | 10 | 997.1 | 25 | Bombay (Colaba) | | | | | | | | | | | | | | | |
| 2 | सांताक्रुझ (वे.) | .. | .. | .. | .. | .. | .. | 5.8 | 1 | .. | .. | 313.4 | 13 | 978.8 | 27 | Santacruz (O) | | | | | | | | | | | | | | | |
| 3 | अंधेरी | .. | .. | .. | .. | .. | .. | .. | .. | .. | .. | 321.4 | 10 | 802.4 | 26 | Andheri | | | | | | | | | | | | | | | |
| 4 | बोरिवली | .. | .. | .. | .. | .. | .. | .. | .. | .. | .. | 442.0 | 11 | 1,456.0 | 29 | Borivali | | | | | | | | | | | | | | | |
| II. ठाणे जिल्हा— | | | | | | | | | | | | | | | | II. Thane District | | | | | | | | | | | | | | | |
| 1 | ठाणे | .. | .. | .. | .. | .. | .. | .. | .. | .. | .. | 285.7 | 16 | 1,180.1 | 28 | Thane | | | | | | | | | | | | | | | |
| 2 | कल्याण | .. | .. | .. | .. | .. | .. | 4.0 | 1 | .. | .. | 336.8 | 12 | 1,095.8 | 30 | Kalyan | | | | | | | | | | | | | | | |
| 3 | मुरबाड | .. | .. | .. | .. | .. | .. | .. | .. | .. | .. | 281.0 | 9 | 597.0 | 21 | Murbad | | | | | | | | | | | | | | | |
| 4 | भिवंडी | .. | .. | .. | .. | .. | .. | .. | .. | .. | .. | 393.8 | 11 | 1,014.4 | 28 | Bhivandi | | | | | | | | | | | | | | | |
| 5 | वसाई | .. | .. | .. | .. | .. | .. | .. | .. | .. | .. | 357.0 | 9 | 1,097.0 | 30 | Bassein | | | | | | | | | | | | | | | |
| 6 | वाडा | .. | .. | .. | .. | .. | .. | .. | .. | .. | .. | 321.0 | 14 | 987.0 | 27 | Wada | | | | | | | | | | | | | | | |
| 7 | शहापूर | .. | .. | .. | .. | .. | .. | .. | .. | .. | .. | 552.0 | 13 | 922.0 | 26 | Shahapur | | | | | | | | | | | | | | | |
| 8 | डहाणू | .. | .. | .. | .. | .. | .. | 3.0 | 1 | .. | .. | 324.4 | 9 | 945.4 | 26 | Dahanu | | | | | | | | | | | | | | | |
| 9 | माहिम (पालघर) | .. | .. | .. | .. | .. | .. | .. | .. | .. | .. | 125.8 | 7 | 694.0 | 24 | Mahim (Palghar) | | | | | | | | | | | | | | | |
| 10 | जव्हार | .. | .. | .. | .. | .. | .. | .. | .. | .. | .. | 351.8 | 12 | 1,054.0 | 28 | Jawhar | | | | | | | | | | | | | | | |
| 11 | मोखाडा | .. | .. | .. | .. | .. | .. | .. | .. | .. | .. | 259.0 | 10 | 847.0 | 28 | Mokhada | | | | | | | | | | | | | | | |
| 12 | डहाणू (वे.) | .. | .. | .. | .. | .. | .. | 3.0 | 1 | .. | .. | 324.4 | 9 | 945.4 | 26 | Dahanu (O) | | | | | | | | | | | | | | | |
| 13 | उल्हासनगर | .. | .. | .. | .. | .. | .. | .. | .. | .. | .. | 339.0 | 13 | 956.0 | 30 | Ulhasnagar | | | | | | | | | | | | | | | |
| 14 | तालासरी | .. | .. | .. | .. | .. | .. | .. | .. | .. | .. | 368.0 | 9 | 1,198.0 | 28 | Talasaray | | | | | | | | | | | | | | | |
| III. रायगड जिल्हा— | | | | | | | | | | | | | | | | III. Raigad District | | | | | | | | | | | | | | | |
| 1 | अलिबाग | .. | .. | .. | .. | .. | .. | .. | .. | .. | .. | 707.2 | 12 | 1,041.7 | 26 | Alibag | | | | | | | | | | | | | | | |
| 2 | पनवेल | .. | .. | .. | .. | .. | .. | 10.4 | 1 | .. | .. | 578.8 | 15 | 1,106.0 | 27 | Panvel | | | | | | | | | | | | | | | |
| 3 | खालापूर | .. | .. | .. | .. | .. | .. | .. | .. | .. | .. | 738.0 | 16 | 1,141.0 | 31 | Khalapur | | | | | | | | | | | | | | | |
| 4 | माथेरान | .. | .. | .. | .. | .. | .. | .. | .. | .. | .. | 686.0 | 13 | 1,593.0 | 30 | Matheran | | | | | | | | | | | | | | | |
| 5 | उरण | .. | .. | .. | .. | .. | .. | .. | .. | .. | .. | 578.8 | 12 | 1,082.3 | 29 | Uran | | | | | | | | | | | | | | | |
| 6 | भिरा (वे) | .. | .. | .. | .. | .. | .. | .. | .. | .. | .. | 1,042.0 | 14 | .. | .. | Bhira (O) | | | | | | | | | | | | | | | |

| | | | | | | | | | | | | | | |
|----|-------------|----|----|----|----|----|----|----|----|-------|----|---------|----|---------------|
| 7 | पेण | .. | .. | .. | .. | .. | .. | .. | .. | 891.0 | 14 | 1,505.8 | 31 | Pen |
| 8 | महाड | .. | .. | .. | .. | .. | .. | .. | .. | 729.0 | 15 | 944.0 | 27 | Mahad |
| 9 | माणगांव | .. | .. | .. | .. | .. | .. | .. | .. | 753.5 | 15 | 1,055.5 | 27 | Mangaon |
| 10 | रोहा | .. | .. | .. | .. | .. | .. | .. | .. | 858.0 | 15 | 1,274.0 | 29 | Roha |
| 11 | पोलादपूर | .. | .. | .. | .. | .. | .. | .. | .. | 745.0 | 15 | 1,045.0 | 28 | Poladpur |
| 12 | मुहड | .. | .. | .. | .. | .. | .. | .. | .. | 489.0 | 12 | 825.0 | 26 | Murud |
| 13 | श्रीवर्धन | .. | .. | .. | .. | .. | .. | .. | .. | 271.2 | 8 | 1,071.8 | 23 | Shrivardhan |
| 14 | म्हसाळा | .. | .. | .. | .. | .. | .. | .. | .. | 759.0 | 15 | 1,130.0 | 30 | Mhasala |
| 15 | करजत | .. | .. | .. | .. | .. | .. | .. | .. | 459.3 | 14 | 973.8 | 28 | Karjat |
| 16 | सुधागड पाली | .. | .. | .. | .. | .. | .. | .. | .. | 923.5 | 14 | 1,353.4 | 30 | Sudhagad Pali |

IV. रत्नागिरी जिल्हा—

| | | | | | | | | | | | | | | |
|----|-----------------|----|----|----|----|----|----|----|----|---------|----|---------|----|---------------|
| 1 | रत्नागिरी (त) | .. | .. | .. | .. | .. | .. | .. | .. | 684.5 | 15 | 1,147.8 | 26 | Ratnagiri (T) |
| 2 | मंडणगड | .. | .. | .. | .. | .. | .. | .. | .. | 1,191.0 | 15 | 996.0 | 26 | Mandangad |
| 3 | दापोली | .. | .. | .. | .. | .. | .. | .. | .. | 900.0 | 9 | 1,186.4 | 25 | Dapoli |
| 4 | हर्ण | .. | .. | .. | .. | .. | .. | .. | .. | 436.5 | 9 | 740.0 | 24 | Harnai |
| 5 | खेड | .. | .. | .. | .. | .. | .. | .. | .. | 1,049.0 | 15 | 1,048.0 | 29 | Khed |
| 6 | चिपळूण | .. | .. | .. | .. | .. | .. | .. | .. | 1,219.0 | 16 | 1,188.0 | 30 | Chiplun |
| 7 | गुहागिर | .. | .. | .. | .. | .. | .. | .. | .. | 553.0 | 15 | 883.0 | 25 | Guhagar |
| 8 | रत्नागिरी (वे.) | .. | .. | .. | .. | .. | .. | .. | .. | 677.1 | 15 | 1,152.8 | 26 | Ratnagiri (O) |
| 9 | राजापूर | .. | .. | .. | .. | .. | .. | .. | .. | 975.0 | 15 | 1,461.0 | 31 | Rajapur |
| 10 | देवगड | .. | .. | .. | .. | .. | .. | .. | .. | 555.0 | 13 | 678.0 | 25 | Deogad |
| 11 | लांजा | .. | .. | .. | .. | .. | .. | .. | .. | 844.9 | 15 | 947.9 | 27 | Lanja |
| 12 | मालवण | .. | .. | .. | .. | .. | .. | .. | .. | 407.0 | 14 | 703.0 | 27 | Malwan |
| 13 | सावंतवाडी | .. | .. | .. | .. | .. | .. | .. | .. | 903.2 | 14 | 1,399.7 | 30 | Sawantwadi |
| 14 | कुडाळ | .. | .. | .. | .. | .. | .. | .. | .. | 1,075.0 | 15 | 1,485.0 | 30 | Kudal |
| 15 | वेंगुर्ला (वे.) | .. | .. | .. | .. | .. | .. | .. | .. | 599.0 | 15 | 1,154.0 | 27 | Vengurla (O) |
| 16 | देवरूख | .. | .. | .. | .. | .. | .. | .. | .. | 1,076.0 | 13 | 1,382.0 | 29 | Devrukh |
| 17 | कणकवली | .. | .. | .. | .. | .. | .. | .. | .. | 1,257.0 | 16 | 1,202.0 | 31 | Kankavali |

V. नाशिक जिल्हा—

| | | | | | | | | | | | | | | |
|----|-----------------|----|----|----|----|-----|----|------|----|-------|----|-------|----|---------------------|
| 1 | नाशिक (वे.) | .. | .. | .. | .. | 2.4 | 1 | .. | .. | 101.2 | 6 | 142.3 | v. | Nashik District |
| 2 | निफाड | .. | .. | .. | .. | .. | .. | 16.1 | 1 | 36.7 | 5 | 106.8 | 16 | Nashik (O) |
| 3 | पिंपळगांव बसवंत | .. | .. | .. | .. | .. | .. | 3.0 | 1 | 49.3 | 5 | 135.2 | 8 | Niphad |
| 4 | नाशिक (त) | .. | .. | .. | .. | .. | .. | .. | .. | 101.2 | 6 | 140.3 | 10 | Pimpalgaon Baswant. |
| 5 | येवले | .. | .. | .. | .. | .. | .. | .. | .. | 19.0 | 2 | 116.8 | 16 | Nashik (T) |
| 6 | सोमथाना | .. | .. | .. | .. | .. | .. | .. | .. | 24.0 | 2 | 72.0 | 9 | Yeole |
| 7 | कोलेगांव माल | .. | .. | .. | .. | .. | .. | 2.0 | 1 | 13.4 | 2 | 108.6 | 5 | Somthana |
| 8 | नांदगाव | .. | .. | .. | .. | .. | .. | .. | .. | 19.0 | 3 | 122.0 | 9 | Kolegaonmal |
| 9 | मालेगांव (वे.) | .. | .. | .. | .. | .. | .. | .. | .. | 48.0 | 4 | 83.1 | 7 | Nandgaon |
| 10 | दिंडोरी | .. | .. | .. | .. | .. | .. | .. | .. | 115.7 | 9 | 239.9 | 19 | Malegaon (O) |
| 11 | सुरगणा | .. | .. | .. | .. | .. | .. | .. | .. | 171.0 | 10 | 878.0 | 28 | Dindori |
| 12 | पेठ | .. | .. | .. | .. | .. | .. | .. | .. | 141.9 | 11 | 813.8 | 28 | Surgana |
| 13 | बोलथान | .. | .. | .. | .. | .. | .. | .. | .. | 38.0 | 3 | 152.0 | 9 | Peth |
| 14 | कळवण | .. | .. | .. | .. | .. | .. | .. | .. | 105.3 | 7 | 183.0 | 9 | Bolthan |
| 15 | सटाणा (बागलण) | .. | .. | .. | .. | .. | .. | .. | .. | 118.2 | 6 | 170.4 | 16 | Kalvan |
| 16 | ओझर (वे.) | .. | .. | .. | .. | 1.4 | 1 | .. | .. | 54.3 | 5 | 160.3 | 12 | Satana (Baglan) |
| 17 | सिन्नर | .. | .. | .. | .. | .. | .. | .. | .. | 82.2 | 6 | 88.6 | 13 | Ozaar (O) |
| | | .. | .. | .. | .. | .. | .. | .. | .. | .. | .. | .. | 10 | Sinnar |

तपसा कर्नाटक/TABLE No. 2-3 (B) (3.3)---contd

| (1) | (2) | (3) | (4) | (5) | (6) | (7) | (8) | (9) | (10) | (11) | (12) | (13) | (14) | (15) | (16) | (17) |
|------------------------------|---------------|-----|-----|-----|-----|-----|-----|-----|------|------|------|-------|------|-------|------|----------------------------------|
| VI. धुळे जिल्हा— | | | | | | | | | | | | | | | | |
| | | | | | | | | | | | | | | | | VI. Dhule District |
| 1 | धुळे (त) | .. | .. | .. | .. | .. | .. | .. | .. | .. | .. | 71.7 | 5 | 143.0 | 9 | Dhule (T) |
| 2 | साक्री | .. | .. | .. | .. | .. | .. | .. | .. | .. | .. | 34.2 | 5 | 164.8 | 10 | Sakri |
| 3 | पिंपळनेर | .. | .. | .. | .. | .. | .. | .. | .. | .. | .. | 127.2 | 6 | 286.1 | 13 | Pimpalner |
| 4 | नंदुरबार (त) | .. | .. | .. | .. | .. | .. | .. | .. | .. | .. | 54.6 | 6 | 294.4 | 19 | Nandurbar (T) |
| 5 | नवापूर | .. | .. | .. | .. | .. | .. | .. | .. | .. | .. | 54.2 | 5 | 577.6 | 22 | Nawapur |
| 6 | ताळोदा | .. | .. | .. | .. | .. | .. | .. | .. | .. | .. | 92.9 | 8 | 385.3 | 19 | Taloda |
| 7 | शहादा | .. | .. | .. | .. | .. | .. | .. | .. | .. | .. | 199.0 | 5 | 529.0 | 23 | Shahada |
| 8 | शिरपुर | .. | .. | .. | .. | .. | .. | .. | .. | .. | .. | 102.0 | 5 | 298.0 | 17 | Shirpur |
| 9 | सिंदखेड | .. | .. | .. | .. | .. | .. | .. | .. | .. | .. | 68.4 | 5 | 165.4 | 12 | Sindkheda |
| 10 | अककलकुवा | .. | .. | .. | .. | .. | .. | .. | .. | .. | .. | 121.0 | 7 | 450.0 | 25 | Akkalkuwa |
| 11 | नंदुरबार (वे) | .. | .. | .. | .. | .. | .. | .. | .. | .. | .. | 54.6 | 6 | 294.4 | 19 | Nandurbar (O) |
| VII. जळगांव जिल्हा— | | | | | | | | | | | | | | | | |
| | | | | | | | | | | | | | | | | VII. Jalgaon District |
| 1 | जळगांव (वे) | .. | .. | .. | .. | .. | .. | .. | .. | .. | .. | 61.8 | 3 | 276.4 | 18 | Jalgaon (O) |
| 2 | चाळीसगांव | .. | .. | .. | .. | .. | .. | .. | .. | .. | .. | 64.8 | 6 | 213.5 | 16 | Chalisgaon |
| 3 | पाचोरा | .. | .. | .. | .. | .. | .. | .. | .. | .. | .. | 161.0 | 6 | 272.0 | 13 | Pachora |
| 4 | भडगांव | .. | .. | .. | .. | .. | .. | .. | .. | .. | .. | 160.8 | 5 | 208.0 | 12 | Bhadgaon |
| 5 | एरंडोल | .. | .. | .. | .. | .. | .. | .. | .. | .. | .. | 104.2 | 4 | 248.1 | 16 | Erandol |
| 6 | चोपडा | .. | .. | .. | .. | .. | .. | .. | .. | .. | .. | 23.8 | 2 | 100.0 | 13 | Chopda |
| 7 | अमळनेर | .. | .. | .. | .. | .. | .. | .. | .. | .. | .. | 170.3 | 7 | 173.1 | 11 | Amalner |
| 8 | पारोळा | .. | .. | .. | .. | .. | .. | .. | .. | .. | .. | 108.0 | 6 | 310.0 | 19 | Parola |
| 9 | जामनेर | .. | .. | .. | .. | .. | .. | .. | .. | .. | .. | 68.9 | 4 | 139.7 | 14 | Jamner |
| 10 | भुसावळ | .. | .. | .. | .. | .. | .. | .. | .. | .. | .. | 29.2 | 2 | 171.8 | 17 | Bhusawal |
| 11 | एदलबाद | .. | .. | .. | .. | .. | .. | .. | .. | .. | .. | 68.4 | 6 | 67.6 | 11 | Edlabad |
| 12 | यावल | .. | .. | .. | .. | .. | .. | .. | .. | .. | .. | 72.8 | 6 | 133.2 | 15 | Yawal |
| 13 | रावेर | .. | .. | .. | .. | .. | .. | .. | .. | .. | .. | 145.4 | 6 | 96.8 | 6 | Raver |
| VIII. अहमदनगर जिल्हा— | | | | | | | | | | | | | | | | |
| | | | | | | | | | | | | | | | | VIII. Ahmadnagar District |
| 1 | अहमदनगर (वे) | .. | .. | .. | .. | .. | .. | .. | .. | .. | .. | 85.2 | 8 | 141.7 | 10 | Ahmadnagar (O) |
| 2 | पारनेर | .. | .. | .. | .. | .. | .. | .. | .. | .. | .. | 27.7 | 5 | 130.5 | 5 | Parner |
| 3 | श्रीगोंदे | .. | .. | .. | .. | .. | .. | .. | .. | .. | .. | 67.2 | 4 | 225.6 | 14 | Shrigonde |
| 4 | कर्जत | .. | .. | .. | .. | .. | .. | .. | .. | .. | .. | 19.0 | 2 | 307.0 | 8 | Karjat |
| 5 | जामखेड | .. | .. | .. | .. | .. | .. | .. | .. | .. | .. | 75.0 | 4 | 244.4 | 13 | Jamkhed |
| 6 | शेवगांव | .. | .. | .. | .. | .. | .. | .. | .. | .. | .. | 8.0 | 1 | 136.6 | 8 | Shevgaon |
| 7 | पारथडी | .. | .. | .. | .. | .. | .. | .. | .. | .. | .. | 16.0 | 3 | 256.0 | 12 | Pathardi |
| 8 | नेवासे | .. | .. | .. | .. | .. | .. | .. | .. | .. | .. | 36.0 | 2 | 167.0 | 6 | Newase |
| 9 | राहुरी | .. | .. | .. | .. | .. | .. | .. | .. | .. | .. | 15.6 | 2 | 188.6 | 11 | Rahuri |
| 10 | संगमनेर | .. | .. | .. | .. | .. | .. | .. | .. | .. | .. | 59.0 | 4 | 48.0 | 5 | Sangamner |
| 11 | अकोला | .. | .. | .. | .. | .. | .. | .. | .. | .. | .. | 27.0 | 2 | 90.2 | 7 | Akola |
| 12 | कोपरगांव | .. | .. | .. | .. | .. | .. | .. | .. | .. | .. | 16.0 | 1 | 99.0 | 8 | Kopergaon |
| 13 | श्रीरामपूर | .. | .. | .. | .. | .. | .. | .. | .. | .. | .. | 69.0 | 3 | 162.5 | 8 | Shrirampur |

| IX. पुणे जिल्हा— | | | | | | | | | | IX. Pune District | | | |
|--------------------|------------------------|----|------|----|-----|----|------|----|-------|---------------------|---------|----|------------------------|
| 1 | लोहगाव विमानतळ (वे)... | .. | .. | .. | .. | .. | 1.8 | 1 | 46.7 | 6 | 68.9 | 8 | Lohgaon Aero-drome (O) |
| 2 | पुणे (वे) | .. | .. | .. | .. | .. | 2.1 | 1 | 55.7 | 7 | 73.4 | 7 | Pune (O) |
| 3 | वडगाव मावळ | .. | .. | .. | .. | .. | .. | .. | 169.0 | 9 | 236.5 | 19 | Vadgaon Mawal |
| 4 | पौड, मुळशी | .. | .. | .. | .. | .. | .. | .. | 231.6 | 12 | 323.6 | 22 | Poud-Mulshi |
| 5 | जुन्नर | .. | .. | .. | .. | .. | .. | .. | 51.9 | 5 | 186.1 | 14 | Junnar |
| 6 | बानवडी (वे) | .. | .. | .. | .. | .. | .. | .. | 45.0 | 6 | 55.4 | 7 | Wanwadi (O) |
| 7 | भोर | .. | .. | .. | .. | .. | .. | .. | 142.6 | 11 | 193.2 | 15 | Bhor |
| 8 | घोडा | .. | .. | .. | .. | .. | .. | .. | 63.2 | 5 | 161.3 | 10 | Ghoda |
| 9 | जेजुरी | .. | .. | .. | .. | .. | .. | .. | 28.7 | 3 | 25.0 | 3 | Jejuri |
| 10 | खेड | .. | .. | .. | .. | .. | .. | .. | 41.8 | 7 | 101.9 | 10 | Khed |
| 11 | शिरूर | .. | .. | .. | .. | .. | .. | .. | 3.9 | 1 | 144.5 | 6 | Shirur |
| 12 | बारामती | .. | .. | .. | .. | .. | .. | .. | 61.3 | 2 | 202.6 | 5 | Baramati |
| 13 | बारामती (वे) | .. | .. | .. | .. | .. | .. | .. | 65.3 | 2 | 208.2 | 6 | Baramati (O) |
| 14 | इंदापूर | .. | .. | .. | .. | .. | .. | .. | 35.2 | 2 | 122.5 | 8 | Indapur |
| 15 | दौंड | .. | .. | .. | .. | .. | .. | .. | 27.2 | 3 | 109.1 | 9 | Daund |
| 16 | सासवड (पुरंदर) | .. | .. | .. | .. | .. | .. | .. | 43.2 | 6 | 48.8 | 5 | Saswad (Purandar) |
| 17 | आळंदी | .. | .. | .. | .. | .. | .. | .. | 69.0 | 7 | 87.4 | 8 | Alandi |
| 18 | वेलहे | .. | .. | .. | .. | .. | .. | .. | 522.0 | 14 | 711.0 | 26 | Velhe |
| 19 | खंडाळा (वे) | .. | .. | .. | .. | .. | .. | .. | 403.0 | 10 | 1,195.0 | 29 | Khandala (O) |
| X. सातारा जिल्हा— | | | | | | | | | | X. Satara District. | | | |
| 1 | सातारा (वे) | .. | .. | .. | .. | .. | .. | .. | 178.8 | 14 | 217.2 | 18 | Satara (O) |
| 2 | कोरेगांव | .. | 36.0 | 3 | .. | .. | 9.0 | 1 | 139.0 | 10 | 124.7 | 13 | Koregaon |
| 3 | वाई | .. | 19.2 | 1 | .. | .. | 17.9 | 2 | 86.9 | 11 | 99.3 | 12 | Wai |
| 4 | पाचगणी | .. | .. | .. | .. | .. | 31.7 | 1 | 355.2 | 14 | 514.0 | 24 | Panchgani |
| 5 | मेढा (जावळी) | .. | .. | .. | .. | .. | 1.0 | 1 | 282.7 | 13 | 379.7 | 20 | Medha (Jaoji) |
| 6 | महाबळेश्वर (वे) | .. | .. | .. | 1.0 | 1 | .. | .. | 837.1 | 17 | 1,299.9 | 29 | Mahabaleshwar (O) |
| 7 | पाटण | .. | .. | .. | .. | .. | 7.3 | 1 | 322.8 | 16 | 402.6 | 20 | Patan |
| 8 | कराड | .. | 46.0 | 3 | .. | .. | .. | .. | 120.9 | 9 | 135.0 | 10 | Karad |
| 9 | दहिवडी (माण) | .. | .. | .. | .. | .. | 20.6 | 3 | 86.8 | 4 | 146.2 | 6 | Dahiwadi(Man) |
| 10 | महसवड | .. | .. | .. | .. | .. | .. | .. | 10.0 | 1 | 98.2 | 5 | Mhaswad |
| 11 | वडूज | .. | 20.2 | 2 | .. | .. | 35.0 | 2 | 65.0 | 6 | 55.0 | 2 | Vaduj |
| 12 | खंडाळा | .. | 4.0 | 1 | .. | .. | .. | .. | 33.6 | 5 | 36.2 | 7 | Khandala |
| 13 | फलटण | .. | 24.0 | 1 | .. | .. | .. | .. | 33.6 | 3 | 138.4 | 8 | Phaltan |
| 14 | सातारा (त) | .. | 18.4 | 1 | .. | .. | .. | .. | 177.1 | 13 | 216.2 | 18 | Satara (T) |
| XI. सांगली जिल्हा— | | | | | | | | | | XI Sangli District. | | | |
| 1 | मीरज | .. | .. | .. | .. | .. | 5.4 | 1 | 135.2 | 8 | 40.0 | 5 | Miraj |
| 2 | जत | .. | .. | .. | .. | .. | .. | .. | 80.0 | 6 | 26.0 | 2 | Jath |
| 3 | इस्लामपूर | .. | .. | .. | .. | .. | .. | .. | 197.0 | 12 | 96.0 | 8 | Islampur |
| 4 | कवटे, महाकाळ | .. | .. | .. | .. | .. | 13.0 | 1 | 90.5 | 8 | 69.5 | 6 | Kawathe (Mahankal) |
| 5 | वीटा (खानापूर) | .. | .. | .. | .. | .. | 16.0 | 1 | 58.7 | 9 | 90.7 | 14 | Vita(Khanapur) |
| 6 | तासगांव | .. | .. | .. | .. | .. | 23.0 | 1 | 154.0 | 10 | 72.0 | 7 | Tasgaon |
| 7 | शिराला | .. | .. | .. | .. | .. | .. | .. | 281.0 | 14 | 140.0 | 13 | Shirala |
| 8 | आटपडी | .. | .. | .. | .. | .. | 4.0 | 1 | 22.5 | 5 | 87.0 | 6 | Atpadi |
| 9 | सांगली (वे) | .. | .. | .. | .. | .. | .. | .. | 145.6 | 10 | 68.6 | 8 | Sangli (O) |

तबला कर्मांक/TABLE No. 2.3 (B) (3.3)—Contd.

| (1) | (2) | (3) | (4) | (5) | (6) | (7) | (8) | (9) | (10) | (11) | (12) | (13) | (14) | (15) | (16) |
|--------------------------------|----------------|-----|-----|-----|-----|-----|-----|-----|------|------|------|---------|------|---------|----------------------------------|
| XII. सोलापूर जिल्हा— | | | | | | | | | | | | | | | XII. Solapur District. |
| 1 | सोलापूर (वे) | .. | .. | .. | .. | .. | .. | .. | .. | 6.3 | 2 | 148.7 | 7 | 136.3 | 11 Solapur (O) |
| 2 | बार्शी | .. | .. | .. | .. | .. | .. | .. | .. | .. | .. | 40.4 | 5 | 227.4 | 7 Barshi |
| 3 | अक्कलकोट | .. | .. | .. | .. | .. | .. | .. | .. | .. | .. | 91.0 | 6 | 97.0 | 10 Akkalkot |
| 4 | जेऊर (वे) | .. | .. | .. | .. | .. | .. | .. | .. | 7.4 | 1 | 23.8 | 3 | 233.9 | 11 Jeur (O) |
| 5 | मोहोळ | .. | .. | .. | .. | .. | .. | .. | .. | .. | .. | 35.6 | 4 | 99.8 | 9 Mohol |
| 6 | करमाळा | .. | .. | .. | .. | .. | .. | .. | .. | .. | .. | 53.0 | 4 | 244.0 | 8 Karmala |
| 7 | पंढरपूर | .. | .. | .. | .. | .. | .. | .. | .. | .. | .. | 48.5 | 4 | 137.5 | 11 Pandharpur |
| 8 | सांगोला | .. | .. | .. | .. | .. | .. | .. | .. | 18.4 | 1 | 88.0 | 4 | 133.1 | 8 Sangola |
| 9 | मळशिरस | .. | .. | .. | .. | .. | .. | .. | .. | .. | .. | 84.0 | 4 | 92.2 | 4 Malshiras |
| 10 | मंगळवेढा | .. | .. | .. | .. | .. | .. | .. | .. | .. | .. | 63.2 | 4 | 85.8 | 5 Mangalwedha |
| 11 | अक्कलूज | .. | .. | .. | .. | .. | .. | .. | .. | .. | .. | 86.0 | 3 | 92.0 | 7 Akluj |
| XIII. कोल्हापूर जिल्हा— | | | | | | | | | | | | | | | XIII. Kolhapur District. |
| 1 | कोल्हापूर (वे) | .. | .. | .. | .. | .. | .. | .. | .. | 2.0 | 1 | 330.5 | 14 | 156.3 | 16 Kolhapur (O) |
| 2 | हातकणगळे | .. | .. | .. | .. | .. | .. | .. | .. | 5.0 | 1 | 231.6 | 11 | 128.0 | 7 Hatkanangale |
| 3 | शिरोळ | .. | .. | .. | .. | .. | .. | .. | .. | 14.0 | 1 | 184.0 | 9 | 66.0 | 9 Sjirol |
| 4 | गगनबावडा | .. | .. | .. | .. | .. | .. | .. | .. | 10.0 | 1 | 1,496.0 | 16 | 2,007.9 | 31 Gaganbavada |
| 5 | शाहूवाडी | .. | .. | .. | .. | .. | .. | .. | .. | 5.0 | 1 | 449.0 | 15 | 404.0 | 26 Shahuwadi |
| 6 | गारगोटी | .. | .. | .. | .. | .. | .. | .. | .. | .. | .. | 745.2 | 16 | 424.9 | 20 Gargoti |
| 7 | पन्हाळा | .. | .. | .. | .. | .. | .. | .. | .. | 22.6 | 2 | 407.0 | 17 | 300.8 | 22 Panhala |
| 8 | कागल | .. | .. | .. | .. | .. | .. | .. | .. | .. | .. | 57.3 | 5 | 268.8 | 15 Kagal |
| 9 | गडहिंगलज | .. | .. | .. | .. | .. | .. | .. | .. | 30.0 | 2 | 491.0 | 13 | 156.0 | 13 Gadhinglaj |
| 10 | राधानगरी | .. | .. | .. | .. | .. | .. | .. | .. | 7.0 | 2 | 1,135.0 | 17 | 1,155.0 | 30 Radhanagari |
| 11 | आजरा | .. | .. | .. | .. | .. | .. | .. | .. | 54.0 | 1 | 890.0 | 17 | 653.0 | 23 Ajara |
| 12 | चांदगड | .. | .. | .. | .. | .. | .. | .. | .. | 37.0 | 1 | 9,139.0 | 17 | 849.2 | 25 Chandgad |
| XIV. औरंगाबाद जिल्हा— | | | | | | | | | | | | | | | XIV. Aurangabad District. |
| 1 | औरंगाबाद (वे) | .. | .. | .. | .. | .. | .. | .. | .. | .. | .. | 62.8 | 5 | 129.5 | 11 Aurangabad (O) |
| 2 | खुलदाबाद | .. | .. | .. | .. | .. | .. | .. | .. | .. | .. | 87.8 | 7 | 171.4 | 13 Khuldabad |
| 3 | वैजपूर | .. | .. | .. | .. | .. | .. | .. | .. | .. | .. | 39.4 | 3 | 122.1 | 8 Vajapur |
| 4 | सोमगाव | .. | .. | .. | .. | .. | .. | .. | .. | .. | .. | 151.7 | 4 | 211.3 | 16 Soegaon |
| 5 | चिखलठाणा | .. | .. | .. | .. | .. | .. | .. | .. | .. | .. | 36.6 | 5 | 108.0 | 10 Chikhalthana |
| 6 | सिल्लोद | .. | .. | .. | .. | .. | .. | .. | .. | .. | .. | 47.9 | 3 | 174.2 | 13 Sillod |
| 7 | गंगापूर | .. | .. | .. | .. | .. | .. | .. | .. | .. | .. | 46.1 | 5 | 78.7 | 7 Gangapur |
| 8 | कन्नड | .. | .. | .. | .. | .. | .. | .. | .. | .. | .. | 34.9 | 5 | 89.6 | 9 Kannad |
| 9 | पैठण | .. | .. | .. | .. | .. | .. | .. | .. | .. | .. | 14.4 | 3 | 187.8 | 10 Paithan |
| XV. जालना जिल्हा— | | | | | | | | | | | | | | | XV. Jalna District. |
| 1 | जालना | .. | .. | .. | .. | .. | .. | .. | .. | 5.00 | 1 | 97.0 | 4 | 214.0 | 13 Jalna |

| | | | | | | | | | | | | | | | |
|--------------------------------|-----------------|-----|----|----|------|----|------|------|------|-------|-------|-------|-------|--------------|---------------|
| 2 | जाफराबाद | .. | .. | .. | .. | .. | .. | .. | .. | .. | 79.4 | 5 | 187.6 | 9 | Jafferabad |
| 3 | भोकरदन | .. | .. | .. | .. | .. | .. | .. | .. | .. | 64.1 | 5 | 99.2 | 12 | Bhokardan |
| 4 | अंबड | .. | .. | .. | .. | .. | .. | .. | .. | .. | 136.9 | 6 | 200.1 | 13 | Ambad |
| 5 | परतुर | .. | .. | .. | .. | .. | .. | .. | .. | .. | 84.9 | 7 | 222.6 | 11 | Partur |
| XVI. परभणी जिल्हा— | | | | | | | | | | | | | | | |
| 1 | परभणी | .. | .. | .. | 18.1 | 1 | .. | .. | .. | .. | 111.0 | 6 | 289.7 | 12 | Parbhani |
| 2 | कळमनुरी | .. | .. | .. | 7.6 | 1 | .. | .. | .. | .. | 189.0 | 8 | 268.2 | 12 | Kalamnuri |
| 3 | हिंगोली | .. | .. | .. | .. | .. | .. | .. | .. | .. | 123.0 | 8 | 191.0 | 13 | Hingoli |
| 4 | जिंतूर | .. | .. | .. | .. | .. | .. | .. | .. | .. | 228.8 | 7 | .. | .. | Jintur |
| 5 | पाथरी | .. | .. | .. | .. | .. | .. | .. | .. | .. | 41.1 | 4 | 215.2 | 11 | Pathri |
| 6 | गंगखेड | .. | .. | .. | .. | .. | .. | .. | .. | .. | 71.0 | 6 | 161.0 | 11 | Gangakhed |
| 7 | बसमथ | .. | .. | .. | 6.0 | 1 | .. | .. | .. | .. | 115.3 | 6 | 386.0 | 19 | Basmath |
| XVII. बीड जिल्हा— | | | | | | | | | | | | | | | |
| 1 | चोसाला | .. | .. | .. | .. | .. | .. | .. | .. | .. | 101.9 | 9 | 287.1 | 22 | Chowsala |
| 2 | कैज | .. | .. | .. | .. | .. | .. | .. | .. | .. | 36.0 | 5 | 217.2 | 13 | Kajj |
| 3 | बीड | .. | .. | .. | .. | .. | .. | .. | .. | .. | 57.2 | 8 | 159.4 | 9 | Beed |
| 4 | मोमिनाबाद | 3.0 | 1 | .. | 6.0 | 2 | .. | .. | 58.0 | 3 | 206.9 | 7 | 210.8 | 10 | Mominabad |
| 5 | गेवराई | .. | .. | .. | .. | .. | .. | .. | .. | .. | 263.3 | 10 | 326.6 | 12 | Gevrai |
| 6 | पाटोदा | .. | .. | .. | .. | .. | .. | .. | .. | .. | 54.2 | 5 | 225.2 | 11 | Patoda |
| 7 | मांजलेगाव | .. | .. | .. | .. | .. | .. | .. | .. | .. | 72.3 | 5 | 246.7 | 10 | Manjlegaon |
| 8 | रोटी | .. | .. | .. | .. | .. | .. | .. | .. | .. | 38.0 | 3 | 217.0 | 7 | Roti |
| 9 | आष्टी | .. | .. | .. | .. | .. | .. | .. | .. | .. | 93.4 | 5 | 251.6 | 11 | Asthi |
| XVIII. नांदेड जिल्हा— | | | | | | | | | | | | | | | |
| 1 | भोकर | .. | .. | .. | .. | .. | .. | .. | .. | .. | 111.9 | 6 | 312.1 | 16 | Bhokar |
| 2 | नांदेड (वे) | .. | .. | .. | .. | .. | .. | .. | .. | .. | 208.3 | 7 | 285.4 | 16 | Nanded (O) |
| 3 | मुखेड | .. | .. | .. | .. | .. | 12.6 | 2 | 5.0 | 1 | 57.0 | 6 | 290.6 | 22 | Mukhed |
| 4 | बिलोली | .. | .. | .. | .. | .. | .. | .. | .. | .. | 62.2 | 6 | 641.6 | 21 | Billoli |
| 5 | किनवट | .. | .. | .. | .. | .. | .. | .. | .. | .. | 144.0 | 11 | 413.0 | 22 | Kinwat |
| 6 | कंधार | .. | .. | .. | .. | .. | .. | .. | .. | .. | 62.2 | 6 | 311.0 | 14 | Kandhar |
| 7 | देवलूर | .. | .. | .. | .. | .. | .. | .. | 18.2 | 2 | 123.6 | 7 | 259.4 | 11 | Deglur |
| 8 | नांदेड (त) | .. | .. | .. | .. | .. | .. | .. | .. | .. | 207.0 | 7 | 265.8 | 14 | Nanded (T) |
| XIX. उस्मानाबाद जिल्हा— | | | | | | | | | | | | | | | |
| 1 | औसा | .. | .. | .. | .. | .. | .. | 85.2 | 4 | 180.2 | 9 | 186.8 | 10 | Ausa | |
| 2 | भूम | .. | .. | .. | .. | .. | .. | .. | .. | .. | 115.8 | 7 | 197.4 | 8 | Bhoom |
| 3 | उस्मानाबाद (वे) | .. | .. | .. | .. | 1 | .. | 7.2 | 1 | 152.6 | 7 | 146.2 | 11 | Osmanabad(O) | |
| 4 | पारंदा | .. | .. | .. | .. | .. | .. | 20.4 | 1 | 73.6 | 3 | 186.0 | 7 | Paranda | |
| 5 | कळंब | .. | .. | .. | .. | .. | .. | .. | .. | .. | 56.8 | 3 | 180.4 | 12 | Kalam |
| 6 | तुळजापूर | .. | .. | .. | .. | .. | .. | .. | .. | .. | 79.4 | 8 | 187.8 | 12 | Tuljapur |
| 7 | अहमदपूर | .. | .. | .. | .. | .. | .. | 13.5 | 2 | 45.7 | 5 | 367.6 | 12 | Ahmedpur | |
| 8 | उदगीर | .. | .. | .. | .. | .. | .. | 28.0 | 1 | 49.0 | 6 | 259.5 | 11 | Udgir | |
| 9 | निलंगा | .. | .. | .. | .. | .. | .. | .. | .. | .. | 74.0 | 3 | 190.0 | 8 | Nilanga |
| 10 | उमरगा | .. | .. | .. | .. | .. | .. | 70.2 | 4 | 33.6 | 3 | 195.2 | 11 | Omerga | |
| 11 | उस्मानाबाद (त) | .. | .. | .. | .. | .. | .. | .. | .. | .. | 115.3 | 5 | 128.6 | 11 | Osmanabad (T) |

तबला क्रमांक/TABLE No. 2.3 (B) (3.3)

| (1) | (2) | (3) | (4) | (5) | (6) | (7) | (8) | (9) | (10) | (11) | (12) | (13) | (14) | (15) | (16) | (2) | |
|-----------------------------|--------------------|------|-----|-----|-----|------|-----|-----|------|------|------|-------|------|-------|------|---------------------------------|--|
| XX. बुलढाणा जिल्हा— | | | | | | | | | | | | | | | | XX. Buldana District. | |
| 1 | बुलढाणा (वे) | .. | .. | .. | .. | .. | .. | .. | .. | 1.3 | 1 | 137.6 | 6 | 214.6 | 14 | Buldana (O) | |
| 2 | मलकापूर | 22.0 | 1 | .. | .. | .. | .. | .. | .. | .. | .. | 70.0 | 2 | 222.7 | 11 | Malkapur | |
| 3 | मेहेकर | .. | .. | .. | .. | .. | .. | .. | .. | .. | .. | 85.3 | 4 | 310.2 | 17 | Mehekar | |
| 4 | नंदुरा | 6.0 | 1 | .. | .. | .. | .. | .. | .. | .. | .. | 89.0 | 3 | .. | .. | Nandura | |
| 5 | जळगांव | .. | .. | .. | .. | .. | .. | .. | .. | .. | .. | 89.0 | 3 | 175.2 | 8 | Jalgaon | |
| 6 | खामगाव | .. | .. | .. | .. | .. | .. | .. | .. | .. | .. | 168.0 | 5 | 122.0 | 11 | Khamgaon | |
| 7 | शेगाव | .. | .. | .. | .. | .. | .. | .. | .. | .. | .. | 130.0 | 4 | 222.4 | 10 | Shegaon | |
| 8 | चिखली | .. | .. | .. | .. | .. | .. | .. | .. | .. | .. | 76.5 | 4 | 257.0 | 12 | Chikali | |
| XXI. अकोला जिल्हा | | | | | | | | | | | | | | | | XXI. Akola District. | |
| 1 | अकोला सिटी (वे) | .. | .. | .. | .. | 16.0 | 1 | .. | .. | .. | .. | 68.2 | 6 | 283.9 | 12 | Akola City (O) | |
| 2 | बाळापूर | .. | .. | .. | .. | .. | .. | .. | .. | .. | .. | 107.7 | 4 | 135.3 | 11 | Balapur | |
| 3 | रिसोड | .. | .. | .. | .. | .. | .. | .. | .. | .. | .. | 155.2 | 6 | 154.4 | 16 | Risod | |
| 4 | करंजा | 5.0 | 1 | .. | .. | 27.5 | 1 | .. | .. | .. | .. | 143.0 | 7 | 203.4 | 16 | Karanja | |
| 5 | वाशिम | 12.8 | 1 | .. | .. | .. | .. | .. | .. | .. | .. | 197.0 | 8 | 168.3 | 16 | Washim | |
| 6 | मंगळूरपीर | .. | .. | .. | .. | 29.4 | 1 | 1.4 | 1 | .. | .. | 129.2 | 5 | 324.4 | 18 | Mangrulpir | |
| 7 | मुर्तिजापूर | .. | .. | .. | .. | 15.0 | 1 | 9.0 | 1 | .. | .. | 89.0 | 5 | 183.6 | 16 | Murtizapur | |
| 8 | अकोला विमानतळ (वे) | .. | .. | .. | .. | .. | .. | .. | .. | .. | .. | 88.5 | 8 | 248.3 | 13 | Akola Aerodrome (O) | |
| 9 | तेल्हारा | .. | .. | .. | .. | .. | .. | .. | .. | .. | .. | .. | .. | 183.8 | 9 | Telhara | |
| 10 | पारतूर | .. | .. | .. | .. | .. | .. | .. | .. | 32.0 | 4 | 66.0 | 5 | 196.0 | 13 | Paratur | |
| 11 | मनोरा | .. | .. | .. | .. | .. | .. | .. | .. | .. | .. | 154.2 | 11 | 214.5 | 16 | Manora | |
| XXII. अमरावती जिल्हा | | | | | | | | | | | | | | | | XXII. Amravati District. | |
| 1 | अमरावती (वे) | .. | .. | .. | .. | .. | .. | .. | .. | .. | .. | 127.6 | 6 | 269.0 | 14 | Amravati (O) | |
| 2 | मोर्शी | .. | .. | .. | .. | .. | .. | .. | .. | .. | .. | 168.5 | 8 | 326.1 | 16 | Morshi | |
| 3 | चांदूर रेल्वे | .. | .. | .. | .. | 34.0 | 1 | .. | .. | .. | .. | 309.7 | 9 | 312.5 | 15 | Chandur Railway | |
| 4 | खालापूर | .. | .. | .. | .. | .. | .. | .. | .. | .. | .. | 42.0 | 2 | 194.9 | 10 | Khalapur | |
| 5 | वरुड | .. | .. | .. | .. | .. | .. | .. | .. | .. | .. | 138.6 | 7 | 358.3 | 19 | Warud | |
| 6 | तळेगाव | .. | .. | .. | .. | .. | .. | .. | .. | .. | .. | 203.0 | 5 | 202.0 | 16 | Talegaon | |
| 7 | अंचलपूर | .. | .. | 5.4 | 1 | .. | .. | .. | .. | .. | .. | 118.5 | 6 | 277.8 | 19 | Achalpur | |
| 8 | दर्यापूर | .. | .. | .. | .. | .. | .. | .. | .. | .. | .. | 67.7 | 6 | 231.0 | 10 | Daryapur | |
| 9 | अजनगांव सुरजी | .. | .. | .. | .. | .. | .. | .. | .. | .. | .. | 30.8 | 3 | 168.7 | 13 | Anjangaon Surji | |
| 10 | चांदूर बाजार | 10.2 | 1 | .. | .. | .. | .. | .. | .. | 7.3 | 1 | 92.3 | 7 | 326.4 | 16 | Chandur Bazar | |
| 11 | चिखलडा | .. | .. | .. | .. | .. | .. | .. | .. | .. | .. | 65.4 | 4 | 242.8 | 24 | Chikhaldada | |
| 12 | धारणी | .. | .. | .. | .. | .. | .. | .. | .. | .. | .. | 79.4 | 5 | 248.1 | 18 | Dharni | |

XXIII. यवतमाळ जिल्हा—

| | | | | | | | | | | | XXIII. Yavatmal District. | | | | |
|---|-------------|----|----|----|----|----|----|----|-----|----|---------------------------|----|-------|----|--------------|
| 1 | यवतमाळ (वे) | .. | .. | .. | .. | .. | .. | .. | 2.7 | 1 | 283.5 | 11 | 422.6 | 16 | Yavatmal (O) |
| 2 | वणी | .. | .. | .. | .. | .. | .. | .. | .. | .. | 153.1 | 8 | 478.6 | 18 | Wani |
| 3 | द्वारव्हा | .. | .. | .. | .. | .. | .. | .. | .. | .. | 236.0 | 9 | 246.0 | 13 | Darvha |
| 4 | पुसद | .. | .. | .. | .. | .. | .. | .. | 1.0 | 1 | 160.0 | 7 | 337.5 | 20 | Pusad |
| 5 | उमरखेड | .. | .. | .. | .. | .. | .. | .. | .. | .. | 177.5 | 9 | 328.3 | 14 | Umārkhed |
| 6 | पांढरकवडा | .. | .. | .. | .. | .. | .. | .. | .. | .. | 135.0 | 7 | .. | .. | Pandharkawda |
| 7 | दिग्रस | .. | .. | .. | .. | .. | .. | .. | .. | .. | 176.7 | 8 | 223.0 | 20 | Digras |
| 8 | नेर | .. | .. | .. | .. | .. | .. | .. | .. | .. | 412.7 | 9 | 360.5 | 14 | Ner |

XXIV. वर्धा जिल्हा—

| | | | | | | | | | | | XXIV. Wardha District. | | | | |
|---|-----------|------|----|------|-----|----|-----|----|-----|----|------------------------|----|-------|----|------------|
| 1 | वर्धा(वे) | .. | .. | .. | 4.6 | 1 | .. | .. | .. | .. | 148.6 | 6 | 374.8 | 18 | Wardha |
| 2 | हिंगणघाट | .. | .. | 11.8 | 2 | .. | 1.5 | 1 | 2.5 | 1 | 140.0 | 10 | 415.6 | 18 | Hinganghat |
| 3 | आर्वी | 14.5 | 1 | .. | 7.0 | 1 | .. | .. | 7.5 | 1 | 161.5 | 9 | 272.5 | 17 | Arvi |

XXV. नागपूर जिल्हा—

| | | | | | | | | | | | XXV. Nagpur District. | | | | | |
|----|----------------------|------|----|------|----|------|----|-----|----|------|-----------------------|-------|----|-------|----|--------------------|
| 1 | नागपूर विमानतळ (वे.) | 9.2 | 1 | 47.9 | 1 | 13.8 | 1 | 7.8 | 1 | 7.2 | 1 | 143.8 | 5 | 443.7 | 18 | Nagpur Airport (O) |
| 2 | नागपूर फार्म | .. | .. | 12.2 | 1 | 10.2 | 1 | .. | .. | 10.6 | 1 | 152.2 | 8 | 344.8 | 14 | Nagpur Farm |
| 3 | झागपूर (वे) | .. | .. | 6.8 | 1 | 4.8 | 1 | .. | .. | .. | .. | .. | .. | .. | .. | Nagpur (O) |
| 4 | उमरखेड | .. | .. | 12.0 | 1 | .. | .. | .. | .. | .. | .. | 196.8 | 7 | 402.6 | 18 | Umrer |
| 5 | काटोल | .. | .. | 19.0 | 1 | .. | .. | .. | .. | .. | .. | 232.8 | 9 | 387.8 | 17 | Katol |
| 6 | सावनेर | 5.2 | 1 | 6.0 | 1 | 3.8 | 1 | .. | .. | .. | .. | 128.0 | 9 | 310.8 | 19 | Saoner |
| 7 | खिंडशी | .. | .. | .. | .. | .. | .. | .. | .. | .. | .. | 93.8 | 6 | 304.2 | 15 | Khindsi |
| 8 | थारसा | .. | .. | 20.4 | 2 | 2.3 | 1 | 3.8 | 1 | 25.9 | 2 | 96.4 | 6 | 453.3 | 18 | Tharsa |
| 9 | रामटेक | 6.1 | 1 | .. | .. | .. | .. | .. | .. | .. | .. | 160.0 | 6 | 339.5 | 16 | Ramtek |
| 10 | पारशीबनी | .. | .. | .. | .. | .. | .. | .. | .. | .. | .. | 123.5 | 6 | 294.0 | 17 | Parseoni |
| 11 | देवलापूर | 15.5 | 1 | .. | .. | .. | .. | .. | .. | .. | .. | 159.8 | 4 | 360.8 | 13 | Deolapur |

XXVI. भंडारा जिल्हा—

| | | | | | | | | | | | XXVI. Bhandara District. | | | | | |
|----|------------------|----|----|------|----|----|------|----|------|----|--------------------------|-------|-------|-------|-------------------|-------------|
| 1 | भंडारा (ए.एम.ओ.) | .. | .. | .. | .. | .. | .. | .. | 13.7 | 2 | 102.5 | 6 | 393.4 | 17 | Bhandara (A.M.O.) | |
| 2 | साकोली | .. | .. | .. | .. | .. | 2.2 | 1 | 16.7 | 2 | 95.8 | 9 | 415.5 | 13 | Sakoli | |
| 3 | गोंदिया (वे) | .. | .. | 74.2 | 3 | .. | 13.8 | 1 | 22.8 | 1 | 125.0 | 9 | 336.8 | 19 | Gondia (O) | |
| 4 | खारबुंद | .. | .. | 49.0 | 3 | .. | .. | .. | .. | .. | .. | 129.0 | 6 | 255.0 | 17 | Kharbund |
| 5 | चान्दपूर | .. | .. | 18.0 | 1 | .. | .. | .. | .. | .. | .. | 68.2 | 8 | 346.0 | 17 | Chandpur |
| 6 | बोडलकसा | .. | .. | 25.0 | 1 | .. | .. | .. | .. | .. | .. | 66.0 | 4 | 488.0 | 15 | Bodalkasa |
| 7 | चोरखामग्रा | .. | .. | 11.0 | 2 | .. | .. | .. | .. | .. | .. | 46.0 | 4 | 396.8 | 17 | Chorkhamgra |
| 8 | पांग्री | .. | .. | .. | .. | .. | .. | .. | .. | .. | .. | 41.2 | 5 | 208.6 | 9 | Pangree |
| 9 | पावनी | .. | .. | .. | .. | .. | .. | .. | .. | .. | .. | .. | .. | .. | .. | Paoni |
| 10 | देवरी | .. | .. | 16.5 | 3 | .. | .. | .. | 33.6 | 2 | 109.6 | 8 | 357.4 | 21 | Deori | |
| 11 | गोंदिया (त) | .. | .. | 58.0 | 2 | .. | .. | .. | 22.8 | 1 | 125.0 | 9 | 352.8 | 21 | Gondia (T) | |

तबला क्रमांक / TABLE No. 2.3-B (3.3)—contd.

| (1) | (2) | (3) | (4) | (5) | (6) | (7) | (8) | (9) | (10) | (11) | (12) | (13) | (14) | (15) | (16) | (2) |
|-----------------------------------|-----------------|-----|-----|------|-----|------|-----|------|------|------|------|-------|------|-------|------|----------------|
| XXVII. चंद्रपूर जिल्हा— | | | | | | | | | | | | | | | | |
| XXVII. Chandrapur District. | | | | | | | | | | | | | | | | |
| 1 | चंद्रपूर (वे) | .. | .. | .. | .. | .. | .. | .. | .. | 18.6 | 3 | 88.1 | 7 | 354.8 | 15 | Chandrapur(O) |
| 2 | वरोरा | .. | .. | .. | .. | .. | .. | .. | .. | 13.6 | 1 | 153.8 | 10 | 321.4 | 18 | Warora |
| 3 | आरमोरी | .. | .. | .. | .. | .. | .. | .. | .. | .. | .. | 247.5 | 8 | 430.4 | 16 | Armori |
| 4 | चिमुर | .. | .. | .. | .. | .. | .. | .. | .. | 3.2 | 1 | 116.8 | 8 | 203.9 | 19 | Chimur |
| 5 | गडाचिरोली | .. | .. | 25.6 | 3 | 2.2 | 1 | 23.4 | 3 | 6.0 | 1 | 308.6 | 9 | 371.7 | 21 | Gadchiroli |
| 6 | असोल | .. | .. | 25.4 | 1 | .. | .. | 16.0 | 1 | .. | .. | 262.6 | 7 | 410.3 | 19 | Asola |
| 7 | घोराघेरी | .. | .. | .. | .. | .. | .. | .. | .. | .. | .. | 98.3 | 6 | 462.7 | 15 | Ghoragheri |
| 8 | खैरी | .. | .. | 15.6 | 1 | .. | .. | .. | .. | .. | .. | 204.7 | 7 | 301.8 | 15 | Khairi |
| 9 | कुन्हारी | .. | .. | .. | .. | 17.2 | 1 | .. | .. | 6.2 | 1 | 356.0 | 9 | 533.6 | 18 | Kunhari |
| 10 | नेलसर | .. | .. | .. | .. | .. | .. | 4.2 | 1 | 12.6 | 2 | 102.4 | 5 | 278.6 | 16 | Nelsar |
| 11 | गडमोशी | .. | .. | 9.4 | 2 | .. | .. | 1.6 | 1 | 37.8 | 4 | 226.3 | 9 | 524.6 | 18 | Gadmoushi |
| 12 | सिंदेवाही | .. | .. | 6.8 | 1 | .. | .. | .. | .. | 34.6 | 2 | 226.2 | 9 | 508.6 | 17 | Sindhewahi |
| 13 | ब्रह्मपुरी (वे) | .. | .. | 30.0 | 2 | .. | .. | 6.2 | 2 | 33.5 | 2 | 144.0 | 8 | 448.8 | 17 | Brahmapuri (O) |
| 14 | सिरोचा (त) | .. | .. | 35.4 | 4 | .. | .. | 2.8 | 1 | 24.6 | 3 | 159.0 | 9 | 334.6 | 16 | Sironcha (T) |
| 15 | सिरोचा (वे) | .. | .. | 35.4 | 4 | .. | .. | 2.8 | 1 | 23.2 | 3 | 171.6 | 8 | 372.7 | 18 | Sironcha (O) |
| 16 | ब्रह्मपुरी (त) | .. | .. | .. | .. | .. | .. | .. | .. | .. | .. | 151.5 | 13 | 348.0 | 24 | Brahmapuri (T) |

तबता क्रमांक/TABLE No. 2.3-B (3.3)—contd.

| क्रमांक Serial No. | जिल्हा | ऑगस्ट August | | सप्टेंबर September | | ऑक्टोबर October | | नोव्हेंबर November | | डिसेंबर December | | एकूण Total for 1983 | | एकूण Total for 1982 | | सर्वसाधारण पाऊस Normal Rainfall | District |
|------------------------------------|------------------|------------------|----------------------------------|-----------------------|----------------------------------|--------------------|----------------------------------|-----------------------|----------------------------------|---------------------|----------------------------------|------------------------|----------------------------------|------------------------|----------------------------------|--|-----------------|
| | | पाऊस Rainfall | पावसाचे दिवस Rainy days | पाऊस Rainfall | पावसाचे दिवस Rainy days | पाऊस Rainfall | पावसाचे दिवस Rainy days | पाऊस Rainfall | पावसाचे दिवस Rainy days | पाऊस Rainfall | पावसाचे दिवस Rainy days | पाऊस Rainfall | पावसाचे दिवस Rainy days | पाऊस Rainfall | पावसाचे दिवस Rainy days | | |
| (1) | (2) | (17) | (18) | (19) | (20) | (21) | (22) | (23) | (24) | (25) | (26) | (27) | (28) | (29) | (30) | (31) | (2) |
| I. महसुंबई जिल्हा— | | | | | | | | | | | | | | | | | |
| I. Greater Bombay District. | | | | | | | | | | | | | | | | | |
| 1 | मुंबई (कुलाबा) | 1,187.6 | 22 | 560.1 | 22 | 115.5 | 6 | 54.1 | 1 | .. | .. | 3417.3 | 87 | 1,842.0 | 62 | 1,805 | Bombay (Colaba) |
| 2 | सांताक्रुस (वे.) | 1,244.4 | 25 | 489.3 | 23 | 76.0 | 5 | .. | .. | .. | .. | 3,107.7 | 94 | 2,379.9 | 74 | 2,812 | Santacruz (O) |
| 3 | अंधेरी | 1,012.6 | 23 | 403.9 | 22 | 34.5 | 4 | .. | .. | .. | .. | 2,574.8 | 85 | 1,742.3 | 55 | N.A. | Andheri |
| 4 | बोरिवली | 1,568.0 | 21 | 557.0 | 27 | .. | .. | .. | .. | .. | .. | 4,023.0 | 88 | 1,970.0 | 49 | .. | Borivali |
| II. ठाणे जिल्हा— | | | | | | | | | | | | | | | | | |
| II. Thane District | | | | | | | | | | | | | | | | | |
| 1 | ठाणे | 1,081.2 | 29 | 428.7 | 23 | 131.2 | 5 | .. | .. | .. | .. | 3,106.9 | 101 | 1,968.7 | 65 | 2,478 | Thane |
| 2 | कल्याण | 1,030.4 | 25 | 453.0 | 21 | 68.0 | 6 | .. | .. | .. | .. | 2,988.0 | 95 | 2,056.9 | 62 | 2,355 | Kalyan |
| 3 | मुरबाड | 792.0 | 20 | 376.0 | 19 | 128.0 | 7 | .. | .. | .. | .. | 2,174.0 | 76 | 1,498.0 | 71 | 2,534 | Murbad |
| 4 | भिवंदी | 1,171.6 | 23 | 600.0 | 19 | 89.0 | 5 | .. | .. | .. | .. | 3,268.8 | 86 | 1,911.0 | 53 | 2,578 | Bhivandi |
| 5 | बसई | 1,301.0 | 23 | 350.0 | 20 | 103.0 | 8 | .. | .. | .. | .. | 3,208.0 | 90 | 1,702.0 | 66 | 1,912 | Bassein |
| 6 | वाडा | 909.0 | 24 | 390.0 | 21 | 174.0 | 7 | .. | .. | .. | .. | 2,781.0 | 93 | 1,787.0 | 66 | 2,535 | Wada |
| 7 | शहापूर | 1,095.0 | 28 | 410.0 | 18 | 90.0 | 6 | .. | .. | .. | .. | 3,069.0 | 91 | 2,048.5 | 69 | 2,589 | Shahapur |
| 8 | दाहणू | 998.8 | 20 | 383.2 | 15 | 301.4 | 7 | .. | .. | .. | .. | 2,956.2 | 78 | 1,534.2 | 62 | 1,759 | Dahanu |
| 9 | माहिम (पालघर) | 1,213.0 | 26 | 466.0 | 20 | 212.0 | 7 | .. | .. | .. | .. | 2,710.8 | 84 | 1,764.1 | 59 | 1,731 | Mahim (Palghar) |
| 10 | जवहार | 1,118.2 | 28 | 358.6 | 21 | 133.6 | 4 | .. | .. | .. | .. | 3,016.2 | 93 | 2,518.4 | 79 | 3,547 | Jawhar |
| 11 | मोखाडा | 820.0 | 27 | 495.0 | 18 | 186.0 | 8 | .. | .. | .. | .. | 2,547.0 | 91 | 1,941.5 | 71 | 2,467 | Mokhada |
| 12 | दाहणू (वे.) | 998.8 | 20 | 383.2 | 15 | 301.4 | 7 | .. | .. | .. | .. | 2,956.2 | 78 | 1,534.0 | 64 | 1,909 | Dahanu (O) |
| 13 | उल्हासनगर | 944.0 | 28 | 488.0 | 27 | 90.0 | 7 | .. | .. | .. | .. | 2,717.0 | 105 | 2,536.0 | 64 | .. | Ulhasnagar |
| 14 | तालासरी | 1,057.0 | 25 | 263.0 | 17 | 208.0 | 6 | .. | .. | .. | .. | 3,094.0 | 85 | 1,852.4 | 71 | .. | Talasaray |
| III. रायगड जिल्हा— | | | | | | | | | | | | | | | | | |
| III. Raigad District | | | | | | | | | | | | | | | | | |
| 1 | अलिबाग | 1,586.2 | 20 | 517.6 | 22 | 207.8 | 7 | .. | .. | .. | .. | 4,062.5 | 87 | 2,072.0 | 61 | 1,960 | Alibag |
| 2 | पनवेल | 1,339.6 | 27 | 409.4 | 16 | 224.0 | 8 | .. | .. | .. | .. | 3,668.2 | 94 | 2,214.7 | 74 | 2,741 | Panvel |
| 3 | खालापूर | 1,386.0 | 30 | 824.0 | 25 | 185.0 | 8 | .. | .. | .. | .. | 4,274.0 | 110 | 2,962.0 | 84 | 3,812 | Khalapur |
| 4 | माथेरान | 2,168.0 | 29 | 750.0 | 22 | 171.0 | 7 | .. | .. | .. | .. | 5,368.0 | 101 | 4,454.8 | 95 | 5,168 | Matheran |
| 5 | उरण | 1,071.0 | 24 | 422.0 | 17 | 144.2 | 8 | .. | .. | .. | .. | 3,298.5 | 90 | 1,491.9 | 62 | 2,072 | Uran |
| 6 | भिरा (वे.) | .. | .. | 844.0 | 26 | 239.0 | 9 | .. | .. | .. | .. | 2,131.0 | 50 | 3,177.0 | 100 | N.A. | Bhira (O) |
| 7 | पेण | 1,378.1 | 25 | 459.0 | 15 | 217.3 | 8 | .. | .. | .. | .. | 4,451.2 | 93 | 1,968.6 | 72 | 2,866 | Pen |
| 8 | महाड | 1,632.0 | 29 | 602.0 | 25 | 75.0 | 5 | .. | .. | .. | .. | 3,982.0 | 101 | 2,753.0 | 100 | 3,190 | Mahad |
| 9 | माणगांव | 1,566.0 | 28 | 698.0 | 26 | 95.0 | 3 | .. | .. | .. | .. | 468.0 | 99 | 2,567.0 | 91 | 3,088 | Mangaon |
| 10 | रोहा | 1,467.0 | 24 | 658.0 | 22 | 241.0 | 7 | .. | .. | .. | .. | 4,498.0 | 97 | 2,577.0 | 88 | 3,118 | Roha |
| 11 | पोलादपूर | 1,579.0 | 29 | 664.0 | 25 | 31.0 | 4 | .. | .. | .. | .. | 4,064.0 | 101 | 3,066.0 | 101 | 4,032 | Poladpur |

तपता क्रमांक/TABLE No. 2-3-B (3-3)—contd.

| (1) | (2) | (17) | (18) | (19) | (20) | (21) | (22) | (23) | (24) | (25) | (26) | (27) | (28) | (29) | (30) | (31) | (2) |
|-------------------------------|-----------------|----------|------|-------|------|-------|------|-------|------|------|------|---------|------|---------|------|--------|---------------------|
| 12 | मुंबई | 1,118.0 | 23 | 597.0 | 21 | 219.0 | 7 | .. | .. | .. | .. | 3,248.0 | 89 | 1,780.0 | 70 | 2,784 | Murud |
| 13 | श्रीवर्धन | 12,119.9 | 27 | 553.3 | 25 | 114.6 | 5 | .. | .. | .. | .. | 3,230.8 | 88 | 2,425.4 | 78 | 3,255 | Shrivardhan |
| 14 | महासा | 1,300.0 | 31 | 568.0 | 24 | 44.0 | 4 | .. | .. | .. | .. | 3,801.0 | 104 | 2,624.0 | 89 | 3,756 | Mhasala |
| 15 | कर्जत | 1,697.0 | 30 | 632.3 | 23 | 138.2 | 9 | .. | .. | .. | .. | 3,891.6 | 104 | 2,826.1 | 91 | 3,279 | Karjat |
| 16 | सुधगड पाली | 1,873.3 | 30 | 763.0 | 26 | 258.0 | 9 | .. | .. | .. | .. | 5,171.2 | 109 | 3,061.0 | 90 | 4,152. | Sudhagad Pali |
| IV. रत्नागिरी जिल्हा— | | | | | | | | | | | | | | | | | |
| IV. Ratnagiri District | | | | | | | | | | | | | | | | | |
| 1 | रत्नागिरी (त) | 1,233.0 | 29 | 829.3 | 26 | 24.1 | 2 | 4.1 | 1 | .. | .. | 3,922.8 | 99 | 2,902.3 | 87 | 3,306 | Ratnagiri (T) |
| 2 | मंडणगड | 1,591.0 | 29 | 537.0 | 17 | 42.0 | 4 | .. | .. | .. | .. | 4,307.0 | 91 | 2,962.0 | 95 | 3,848 | Mandangad |
| 3 | दापोली | 1,658.0 | 31 | 777.0 | 24 | 82.0 | 4 | .. | .. | .. | .. | 4,603.4 | 93 | 2,899.0 | 87 | 3,287 | Dapoli |
| 4 | हर्नाई | 683.7 | 17 | 572.7 | 23 | 44.6 | 3 | .. | .. | .. | .. | 2,477.5 | 76 | 1,720.8 | 63 | 2,472 | Harnai |
| 5 | खेड | 1,579.0 | 30 | 669.0 | 23 | 77.0 | 6 | .. | .. | .. | .. | 4,422.0 | 103 | 3,107.0 | 92 | 3,372 | Khed |
| 6 | चिपळूण | 1,741.0 | 31 | 874.0 | 26 | 108.0 | 6 | .. | .. | .. | .. | 5,130.0 | 109 | 3,371.0 | 102 | 3,497 | Chiplun |
| 7 | गुहागर | 1,126.0 | 24 | 821.0 | 17 | 80.0 | 2 | .. | .. | .. | .. | 3,463.0 | 83 | 2,040.0 | 76 | 2,557 | Guhagar |
| 8 | रत्नागिरी (वे) | 1,235.6 | 29 | 828.3 | 26 | 24.1 | 2 | 4.1 | 1 | 0.7 | 1 | 3,922.8 | 99 | 2,993.3 | 86 | .. | Ratnagiri (O) |
| 9 | राजापुर | 1,856.0 | 31 | 929.0 | 27 | 27.0 | 2 | .. | .. | .. | .. | 5,248.0 | 106 | 3,493.0 | 96 | 3,213 | Rajapur |
| 10 | देवगड | 1,363.0 | 23 | 588.0 | 19 | 36.0 | 3 | 3.0 | 1 | .. | .. | 3,223.0 | 84 | 2,280.3 | 80 | 2,246 | Deogad |
| 11 | लंजा | 1,493.7 | 30 | 809.2 | 28 | 13.0 | 3 | 48.0 | 1 | .. | .. | 4,156.7 | 104 | 3,360.3 | 96 | 3,754 | Lanja |
| 12 | मालवण | 929.0 | 23 | 665.0 | 25 | 150.0 | 3 | 23.0 | 1 | 10.0 | 1 | 2,887.0 | 94 | 1,704.0 | 73 | 2,671 | Malvan |
| 13 | सावंतवाडी | 1,584.3 | 30 | 866.9 | 25 | 64.8 | 6 | 110.7 | 3 | .. | .. | 4,929.6 | 108 | 3,346.0 | 94 | 3,758 | Sawantwadi |
| 14 | कुडाळ | 1,465.0 | 28 | 726.0 | 15 | 131.0 | 6 | 45.0 | 4 | .. | .. | 4,927.0 | 98 | 4,228.0 | 91 | 3,082 | Kudal |
| 15 | वेगुला (वे) | 1,576.5 | 31 | 875.0 | 25 | 83.0 | 4 | .. | .. | .. | .. | 4,992.5 | 102 | 3,053.3 | 93 | .. | Vengula (O) |
| 16 | देवूरुख | 1,324.0 | 26 | 752.8 | 24 | 29.8 | 3 | 6.4 | 1 | .. | .. | 3,557.8 | 95 | 3,529.0 | 108 | .. | Devrukha |
| 17 | कणकवली | 1,501.0 | 29 | 816.0 | 23 | 195.0 | 6 | 51.0 | 3 | 7.0 | 1 | 5,029.0 | 109 | 3,346.0 | 94 | 3,616 | Kankavali |
| V. नाशिक जिल्हा— | | | | | | | | | | | | | | | | | |
| V. Nashik District | | | | | | | | | | | | | | | | | |
| 1 | नाशिक (वे) | 182.2 | 11 | 311.8 | 15 | 18.2 | 2 | .. | .. | .. | .. | 758.1 | 50 | 402.6 | 38 | 698 | Nashik (O) |
| 2 | निफाड | 74.5 | 9 | 340.9 | 12 | 23.7 | 2 | .. | .. | .. | .. | 598.7 | 37 | 594.4 | 26 | 549 | Niphad |
| 3 | पिंपळगांव बसवंत | 55.8 | 3 | 434.8 | 11 | 1.4 | 1 | .. | .. | .. | .. | 679.5 | 30 | 593.4 | 26 | 630 | Pimpalgaon Baswant. |
| 4 | नाशिक (त) | 182.2 | 11 | 311.8 | 15 | 7.4 | 1 | .. | .. | .. | .. | 742.9 | 49 | 406.6 | 36 | .. | Nashik (T) |
| 5 | येवले | 86.8 | 7 | 290.4 | 13 | 18.7 | 2 | .. | .. | .. | .. | 531.7 | 33 | 376.8 | 24 | 555 | Yeole |
| 6 | सोमथाना | 56.0 | 3 | 169.0 | 9 | 23.0 | 1 | .. | .. | .. | .. | 344.0 | 20 | 282.9 | 20 | 486 | Somthana |
| 7 | कोलेगांव माल | 14.6 | 2 | 274.3 | 11 | 20.8 | 3 | .. | .. | .. | .. | 433.7 | 23 | 356.0 | 30 | 645 | Kolegaonmal |
| 8 | नांदगाव | 119.0 | 10 | 326.0 | 13 | 15.0 | 5 | .. | .. | .. | .. | 601.0 | 40 | 387.0 | 28 | 585 | Nandgaon |
| 9 | मालेगांव (वे) | 41.3 | 6 | 288.9 | 15 | 98.9 | 3 | .. | .. | 0.5 | 1 | 560.7 | 35 | 584.5 | 26 | .. | Malegaon (O) |
| 10 | दिंडोरी | 194.3 | 10 | 237.8 | 13 | 24.2 | 5 | .. | .. | .. | .. | 811.9 | 56 | 451.0 | 43 | 753 | Dindori |
| 11 | सुरगाणा | 1,360.0 | 27 | 601.0 | 23 | 209.0 | 7 | .. | .. | .. | .. | 3,219.0 | 95 | 262.4 | 72 | 1,862 | Surgana |
| 12 | बोल्थान | 186.2 | 12 | 265.0 | 15 | 35.6 | 4 | .. | .. | .. | .. | 676.8 | 43 | 1,753.4 | 74 | 686 | Bolthan |
| 13 | कळवण | 201.0 | 13 | 468.0 | 12 | 35.0 | 2 | .. | .. | .. | .. | 992.3 | 50 | 731.0 | 41 | 692 | Kalvan |
| 14 | सदाणा (बागलाण) | 112.6 | 7 | 287.1 | 13 | 145.0 | 4 | .. | .. | .. | .. | 833.3 | 42 | 590.0 | 29 | 477 | Satana (Bagla n) |
| 15 | ओझर (वे) | 110.9 | 6 | 228.8 | 11 | 11.8 | 1 | 0.5 | 1 | 0.1 | 1 | 568.1 | 36 | 443.2 | 40 | 633 | Ozar (O) |
| 16 | सिन्नर | 98.0 | 8 | 212.2 | 11 | 19.4 | 2 | .. | .. | .. | .. | 500.4 | 37 | 474.0 | 32 | .. | Sinnar |

| VI. धुळे जिल्हा— | | | | | | | | | | | VI. Dhule District | | | | | |
|------------------|---------------|-------|----|-------|----|-------|---|----|----|----|--------------------|----|-------|----|-------|---------------|
| 1 | धुळे (त) | 243.5 | 11 | 204.6 | 12 | 81.0 | 5 | .. | .. | .. | 743.8 | 42 | 438.6 | 25 | 609 | Dhule (T) |
| 2 | साक्री | 116.9 | 9 | 173.0 | 9 | 67.2 | 2 | .. | .. | .. | 556.1 | 35 | 486.8 | 28 | 493 | Sakri |
| 3 | पिंपळनेर | 146.1 | 8 | 213.5 | 8 | 56.0 | 2 | .. | .. | .. | 828.9 | 37 | 981.7 | 48 | 586 | Pimpalner |
| 4 | नंदुरबार (त) | 170.4 | 13 | 130.6 | 6 | 53.3 | 3 | .. | .. | .. | 703.3 | 47 | 704.6 | 41 | 643 | Nandurbar (T) |
| 5 | नवापूर | 323.4 | 17 | 286.4 | 15 | 62.2 | 4 | .. | .. | .. | 1,303.8 | 63 | 925.4 | 40 | 1,097 | Nawapur |
| 6 | तळोदा | 262.4 | 20 | 150.9 | 13 | 80.2 | 5 | .. | .. | .. | 971.7 | 65 | 604.5 | 45 | 790 | Taloda |
| 7 | शहदा | 287.4 | 17 | 55.7 | 6 | 52.0 | 6 | .. | .. | .. | 1,123.1 | 57 | 686.0 | 36 | 659 | Shahada |
| 8 | शिरपूर | 317.0 | 14 | 206.0 | 12 | 150.0 | 8 | .. | .. | .. | 1,073.0 | 56 | 619.2 | 38 | 616 | Shirpur |
| 9 | सिंदखेड | 128.6 | 6 | 134.8 | 8 | 100.8 | 5 | .. | .. | .. | 598.0 | 36 | 423.3 | 34 | 573 | Sindkheda |
| 10 | अक्कलकुवा | 346.0 | 23 | 223.0 | 12 | 104.0 | 6 | .. | .. | .. | 1,244.0 | 73 | 765.0 | 44 | 1,179 | Akkalkuwa |
| 11 | नंदुरबार (वे) | 170.4 | 13 | 130.6 | 6 | 63.3 | 3 | .. | .. | .. | 703.3 | 47 | 704.6 | 41 | .. | Nandurbar (O) |

| VII. जळगाव जिल्हा— | | | | | | | | | | | VII. Jalgaon District | | | | | | |
|--------------------|------------|-------|----|-------|----|-------|---|----|----|-----|-----------------------|-------|-------|-------|-----|------------|-------------|
| 1 | जळगाव (वे) | 267.6 | 14 | 202.2 | 10 | 50.4 | 5 | .. | .. | 1.8 | 1 | 860.2 | 50 | 646.2 | 35 | 787 | Jalgaon (O) |
| 2 | झाळीसगाव | 187.0 | 12 | 291.0 | 22 | 58.0 | 6 | .. | .. | .. | 822.0 | 62 | 536.6 | 39 | 712 | Chalisgaon | |
| 3 | पाचोरा | 154.0 | 8 | 268.0 | 15 | 66.0 | 5 | .. | .. | .. | 921.0 | 47 | 499.0 | 30 | 793 | Pachora | |
| 4 | भुडगाव | 217.2 | 12 | 240.7 | 15 | 98.8 | 5 | .. | .. | .. | 925.5 | 49 | 491.3 | 28 | 720 | Badgaon | |
| 5 | एरंडोल | 217.0 | 13 | 314.7 | 10 | 56.5 | 5 | .. | .. | .. | 940.5 | 48 | .. | .. | .. | Erandol | |
| 6 | चोपडा | 188.3 | 16 | 169.0 | 12 | 34.0 | 2 | .. | .. | .. | 515.1 | 45 | 440.0 | 31 | 732 | Chopda | |
| 7 | अमळनेर | 221.6 | 15 | 261.0 | 10 | 55.4 | 4 | .. | .. | .. | 881.4 | 47 | 503.0 | 35 | 675 | Amalner | |
| 8 | पारोळा | 489.1 | 18 | 311.0 | 14 | 46.0 | 3 | .. | .. | .. | 1,264.1 | 60 | 633.0 | 33 | 687 | Parola | |
| 9 | जामनेर | 274.7 | 16 | 292.4 | 14 | 30.6 | 2 | .. | .. | .. | 806.3 | 50 | 599.0 | 41 | 502 | Jamner | |
| 10 | भुसावळ | 185.7 | 13 | 173.3 | 10 | 31.5 | 3 | .. | .. | .. | 591.5 | 45 | 633.0 | 33 | 788 | Bhusawal | |
| 11 | एदलाबाद | 157.0 | 15 | 80.3 | 8 | 27.5 | 4 | .. | .. | .. | 400.8 | 44 | 477.7 | 32 | 737 | Edalabad | |
| 12 | यावल | 155.0 | 10 | 115.0 | 12 | 36.0 | 4 | .. | .. | .. | 512.0 | 47 | 789.7 | 34 | 768 | Yawal | |
| 13 | रावेर | 329.2 | 14 | 228.1 | 10 | 100.9 | 4 | .. | .. | .. | 901.1 | 40 | 559.1 | 31 | 728 | Raver | |

| VIII. अहमदनगर जिल्हा— | | | | | | | | | | | VIII. Ahmednagar District. | | | | | | |
|-----------------------|--------------|-------|---|-------|----|------|----|----|----|-----|----------------------------|-------|-------|-------|-----|----------------|-----------|
| 1 | अहमदनगर (वे) | 93.8 | 6 | 421.2 | 16 | 45.1 | 3 | .. | .. | .. | 787.0 | 43 | 533.6 | 32 | 622 | Ahmednagar (O) | |
| 2 | पारनेर | 51.0 | 5 | 302.0 | 11 | 28.0 | 11 | .. | .. | .. | 539.2 | 27 | 380.7 | 29 | 574 | Parner | |
| 3 | श्रीगोंदे | 60.7 | 7 | 310.0 | 17 | 38.0 | 3 | .. | .. | 2.0 | 1 | 701.5 | 45 | 468.9 | 29 | 516 | Shrigonde |
| 4 | करजत | 85.0 | 7 | 338.0 | 17 | 30.0 | 3 | .. | .. | .. | 779.0 | 37 | 468.0 | 31 | 557 | Karjat | |
| 5 | जामखेड | 185.8 | 7 | 826.4 | 18 | 10.0 | 1 | .. | .. | .. | 1,341.6 | 43 | 611.0 | 35 | 652 | Jamkhed | |
| 6 | शेवगाव | 75.5 | 7 | 302.3 | 13 | 40.0 | 3 | .. | .. | .. | 562.4 | 32 | 413.6 | 29 | 633 | Shevgaon | |
| 7 | पाथडी | 121.1 | 5 | 541.6 | 18 | 47.2 | 3 | .. | .. | .. | 981.9 | 41 | 346.0 | 29 | 669 | Pathardi | |
| 8 | नेवसे | 94.2 | 7 | 388.5 | 14 | 15.0 | 1 | .. | .. | .. | 700.7 | 30 | 184.5 | 14 | 589 | Newase | |
| 9 | राहुरी | 100.0 | 4 | 326.4 | 11 | 32.8 | 2 | .. | .. | .. | 664.2 | 31 | 451.7 | 27 | 520 | Rahuri | |
| 10 | संगमनेर | 35.0 | 3 | 208.0 | 11 | 13.0 | 2 | .. | .. | .. | 363.0 | 25 | 366.7 | 24 | 497 | Sangamner | |
| 11 | अकोला | 147.5 | 8 | 170.0 | 10 | 10.0 | 2 | .. | .. | .. | 444.7 | 29 | 433.7 | 36 | 597 | Akola | |
| 12 | कोपरगाव | 70.6 | 6 | 322.6 | 13 | 21.6 | 1 | .. | .. | .. | 529.8 | 29 | 386.4 | 22 | 512 | Kopergaon | |
| 13 | श्रीरामपूर | 132.0 | 6 | 295.3 | 15 | 4.0 | 1 | .. | .. | .. | 667.8 | 33 | 372.0 | 23 | 541 | Shrirampur | |

तबता कर्मांक/TABLE No. 2-3-B (3.3)—contd.

| (1) | (2) | (17) | (18) | (19) | (20) | (21) | (22) | (23) | (24) | (25) | (26) | (27) | (28) | (29) | (30) | (31) | (32) | | | | | | | | | | | | | | | | | | |
|---------------------------|---------------------|---------|------|-------|------|-------|------|------|------|------|------|---------|------|---------|------|-------|-------------------|----------------------------|--|--|--|--|--|--|--|--|--|--|--|--|--|--|--|--|--|
| IX. पुणे जिल्हा— | | | | | | | | | | | | | | | | | | IX. Pune District | | | | | | | | | | | | | | | | | |
| 1 | लोहगांव विमातळ (वे) | 227.0 | 12 | 235.7 | 12 | 6.2 | 1 | .. | .. | 0.4 | 1 | 586.7 | 39 | 385.0 | 35 | 684 | Lohgaon Aerodrome | | | | | | | | | | | | | | | | | | |
| 2 | पुणे (वे) | 296.7 | 12 | 324.6 | 12 | 7.2 | 1 | 0.3 | 1 | 0.2 | 1 | 760.1 | 39 | 561.8 | 45 | 661 | Pune (O) | | | | | | | | | | | | | | | | | | |
| 3 | बडगांव मावळ | 539.6 | 20 | 159.0 | 14 | 11.2 | 1 | .. | .. | .. | .. | 1,115.3 | 63 | 960.2 | 57 | 113.4 | Vadgaon Mawal | | | | | | | | | | | | | | | | | | |
| 4 | पीठ मुळशी | 751.1 | 25 | 196.5 | 14 | 35.0 | 3 | .. | .. | .. | .. | 1,537.8 | 76 | 1,085.0 | 69 | 1,519 | Poud Mulshi | | | | | | | | | | | | | | | | | | |
| 5 | जुन्नर | 381.0 | 16 | 115.6 | 12 | 9.8 | 2 | .. | .. | .. | .. | 744.0 | 49 | 402.2 | 33 | N.A. | Junnar | | | | | | | | | | | | | | | | | | |
| 6 | वानवडी (वे) | 220.6 | 10 | 269.4 | 14 | 22.0 | 5 | .. | .. | 0.1 | 1 | 612.5 | 42 | 359.6 | 35 | .. | Wanwadi (O) | | | | | | | | | | | | | | | | | | |
| 7 | भोर | 424.6 | 18 | 226.8 | 14 | 31.8 | 3 | .. | .. | .. | .. | 1,019.0 | 61 | 807.7 | 57 | 655 | Bhor | | | | | | | | | | | | | | | | | | |
| 8 | गोधा | 479.6 | 16 | 310.5 | 11 | .. | .. | .. | .. | .. | .. | 1,014.6 | 42 | 416.4 | 34 | .. | Ghoda | | | | | | | | | | | | | | | | | | |
| 9 | जेजुरी | 96.0 | 7 | 199.0 | 11 | 42.0 | 2 | .. | .. | .. | .. | 390.7 | 26 | 291.0 | 23 | 487 | Jejuri | | | | | | | | | | | | | | | | | | |
| 10 | खेड | 356.9 | 12 | 224.2 | 10 | 2.4 | 1 | .. | .. | .. | .. | 727.2 | 39 | 796.2 | 41 | 673 | Khed | | | | | | | | | | | | | | | | | | |
| 11 | शिर्दूर | 59.0 | 8 | 239.0 | 12 | 16.0 | 2 | .. | .. | .. | .. | 461.5 | 29 | 960.0 | 21 | 510 | Shirur | | | | | | | | | | | | | | | | | | |
| 12 | बारामती | 108.6 | 12 | 162.7 | 10 | 47.8 | 2 | .. | .. | .. | .. | 583.0 | 31 | 541.4 | 31 | .. | Baramati | | | | | | | | | | | | | | | | | | |
| 13 | बारामती (वे) | 105.9 | 12 | 163.1 | 10 | 47.6 | 2 | 0.2 | 1 | 5.3 | 1 | 595.6 | 33 | 567.5 | 33 | 465 | Baramati (O) | | | | | | | | | | | | | | | | | | |
| 14 | इंदापूर | 63.8 | 8 | 301.4 | 14 | 46.0 | 2 | .. | .. | .. | .. | 568.9 | 34 | 422.4 | 24 | 503 | Indapur | | | | | | | | | | | | | | | | | | |
| 15 | दांड | 27.7 | 4 | 268.4 | 10 | 72.6 | 2 | .. | .. | .. | .. | 505.0 | 28 | 604.1 | 35 | 543 | Daund | | | | | | | | | | | | | | | | | | |
| 16 | सासवड (पुरंदर) | 169.6 | 10 | 232.0 | 13 | 49.2 | 3 | .. | .. | .. | .. | 542.8 | 37 | 422.1 | 25 | 463 | Saswad (Purandar) | | | | | | | | | | | | | | | | | | |
| 17 | आलंदी | 220.7 | 13 | 225.4 | 10 | 13.9 | 2 | .. | .. | .. | .. | 616.4 | 40 | 496.8 | 41 | .. | Alandi | | | | | | | | | | | | | | | | | | |
| 18 | वेल्ले | 1,145.0 | 27 | 419.0 | 24 | 30.0 | 6 | .. | .. | .. | .. | 2,827.0 | 97 | 1,981.4 | 83 | .. | Velhe | | | | | | | | | | | | | | | | | | |
| 19 | खंडाला (वे) | 2,119.0 | 31 | 789.0 | 23 | 193.0 | 9 | .. | .. | .. | .. | 4,699.0 | 102 | 3,327.0 | 102 | .. | Khandala (O) | | | | | | | | | | | | | | | | | | |
| X. सातारा जिल्हा— | | | | | | | | | | | | | | | | | | X. Satara District | | | | | | | | | | | | | | | | | |
| 1 | सातारा (वे) | 258.0 | 15 | 125.3 | 9 | 10.6 | 2 | 4.2 | 1 | 4.5 | 1 | 798.6 | 59 | 750.6 | 59 | .. | Satara (O) | | | | | | | | | | | | | | | | | | |
| 2 | कोरेगाव | 142.9 | 12 | 178.1 | 9 | 39.6 | 4 | 4.0 | 2 | 12.2 | 2 | 685.5 | 56 | 488.8 | 52 | 706 | Koregaon | | | | | | | | | | | | | | | | | | |
| 3 | वाई | 290.7 | 14 | 256.4 | 10 | 20.2 | 2 | 6.0 | 1 | .. | .. | 796.6 | 53 | 509.4 | 42 | 710 | Wai | | | | | | | | | | | | | | | | | | |
| 4 | पांचगणी | 904.4 | 27 | 430.1 | 17 | 64.3 | 3 | 2.0 | 1 | 3.1 | 1 | 2,304.8 | 87 | 1,744.7 | 86 | 1,865 | Panchagani | | | | | | | | | | | | | | | | | | |
| 5 | मेंढा (जावळी) | 492.7 | 19 | 228.6 | 15 | 15.7 | 2 | .. | .. | .. | .. | 1,400.4 | 69 | 1,278.7 | 67 | 1,723 | Medha (Jaoli) | | | | | | | | | | | | | | | | | | |
| 6 | महाबलेश्वर (वे) | 2,537.8 | 31 | 719.7 | 30 | 85.0 | 8 | .. | .. | 3.4 | 1 | 5,484.7 | 115 | 4,469.1 | 106 | 6,226 | Mahabaleshwar (O) | | | | | | | | | | | | | | | | | | |
| 7 | पटण | 627.7 | 18 | 134.7 | 11 | 46.0 | 1 | 7.8 | 1 | 4.8 | 1 | 1,553.7 | 69 | 1,711.8 | 80 | 1,832 | Patan | | | | | | | | | | | | | | | | | | |
| 8 | कराड | 205.4 | 14 | 133.0 | 11 | 8.8 | 1 | 15.8 | 1 | 4.0 | 1 | 677.9 | 50 | 630.1 | 56 | 713 | Karad | | | | | | | | | | | | | | | | | | |
| 9 | दहिवडी (माण) | 34.8 | 4 | 158.2 | 10 | 77.1 | 5 | 1.4 | 1 | 11.0 | 2 | 535.8 | 34 | 652.4 | 27 | 463 | Dahiwadi (Man) | | | | | | | | | | | | | | | | | | |
| 10 | वडुज | 35.0 | 6 | 102.0 | 9 | 42.0 | 4 | .. | .. | .. | .. | 354.2 | 31 | 492.0 | 35 | 512 | Vaduj | | | | | | | | | | | | | | | | | | |
| 11 | म्हसवड | 7.8 | 1 | 83.2 | 9 | 10.0 | 2 | .. | .. | 1.0 | 1 | 210.2 | 18 | N.A. | N.A. | N.A. | Mhaswad | | | | | | | | | | | | | | | | | | |
| 12 | खंडाला | 108.7 | 7 | 182.8 | 9 | 16.0 | 2 | .. | .. | .. | .. | 379.3 | 31 | 418.6 | 29 | 504 | Khandala | | | | | | | | | | | | | | | | | | |
| 13 | फलटण | 43.5 | 7 | 135.4 | 13 | 43.0 | 5 | .. | .. | 7.0 | 1 | 424.6 | 38 | 297.7 | 23 | 478 | Phaltan | | | | | | | | | | | | | | | | | | |
| 14 | सातारा (त) | 264.6 | 16 | 134.4 | 9 | 3.9 | 1 | .. | .. | .. | .. | 814.6 | 58 | 754.7 | 57 | 1,025 | Satara (T) | | | | | | | | | | | | | | | | | | |
| XI. सांगली जिल्हा— | | | | | | | | | | | | | | | | | | XI. Sangli District | | | | | | | | | | | | | | | | | |
| 1 | मीरज | 73.0 | 9 | 146.0 | 7 | 16.0 | 2 | .. | .. | .. | .. | 415.6 | 32 | 434.2 | 32 | N.A. | Miraj | | | | | | | | | | | | | | | | | | |
| 2 | जल | 30.0 | 6 | 84.5 | 13 | 29.0 | 1 | .. | .. | 8.5 | 1 | 258.0 | 29 | 375.1 | 30 | 528 | Jath | | | | | | | | | | | | | | | | | | |
| 3 | इस्लामपूर | 171.0 | 14 | 74.0 | 7 | 20.0 | 2 | 17.0 | 1 | .. | .. | 575.0 | 44 | 361.0 | 57 | 639 | Islampur | | | | | | | | | | | | | | | | | | |
| 4 | कावठ महाकाल | 17.5 | 5 | 64.5 | 8 | 1.5 | 1 | .. | .. | .. | .. | 256.5 | 28 | 272.0 | 24 | .. | Kavathe Mahankal | | | | | | | | | | | | | | | | | | |

| | | | | | | | | | | | | | | | | | |
|--------------------------------|----------------|---------|----|---------|----|-------|----|-------|----|------|----|---------|-----|---------|-----|-------|-----------------|
| 5 | बांढा खानापूर | 77.3 | 8 | 113.3 | 15 | 23.8 | 4 | 28.1 | 2 | 10.0 | 1 | 417.9 | 54 | 744.7 | 33 | 542 | Vita (Khanapur) |
| 6 | त.सगांव | 70.0 | 10 | 111.0 | 10 | 31.0 | 3 | 6.0 | 1 | 16.0 | 1 | 483.0 | 43 | 817.6 | 57 | 599 | Tasgaon |
| 7 | शिराळा | 389.0 | 18 | 155.0 | 13 | 55.0 | 3 | 15.0 | 2 | 13.0 | 1 | 1,048.0 | 64 | 1,040.0 | 69 | 862 | Shirala |
| 8 | आटपाडी | 34.2 | 4 | 179.2 | 8 | 5.0 | 1 | 27.0 | 1 | 21.5 | 1 | 380.4 | 27 | 345.0 | 23 | .. | Atapadi |
| 9 | सांगली (वे) | 78.4 | 12 | 92.3 | 7 | 28.2 | 3 | 43.0 | 2 | 15.0 | 1 | 471.1 | 43 | 670.1 | 46 | N.A. | Sangli |
| XII. सोलापूर जिल्हा— | | | | | | | | | | | | | | | | | |
| 1 | सोलापूर (वे) | 121.2 | 13 | 340.1 | 16 | 114.5 | 3 | .. | .. | 2.6 | 1 | 869.8 | 53 | 640.2 | 43 | 678 | Solapur (O) |
| 2 | बाशी | 128.0 | 8 | 367.9 | 16 | 59.2 | 5 | .. | .. | 7.0 | 1 | 829.9 | 42 | 510.9 | 36 | 657 | Barshi |
| 3 | अक्कलकोट | 166.0 | 14 | 339.0 | 13 | 111.0 | 5 | .. | .. | 14.0 | 1 | 818.0 | 49 | 656.0 | 41 | 689 | Akkalkot |
| 4 | जेजुर (वे) | 138.2 | 11 | 376.0 | 17 | 28.8 | 3 | 4.2 | 1 | 0.3 | 1 | 812.4 | 46 | 356.9 | 22 | 596 | Jeur (O) |
| 5 | मोहोळ | 70.6 | 6 | 411.6 | 18 | 103.4 | 5 | .. | .. | 29.0 | 1 | 750.0 | 42 | 359.6 | 32 | 657 | Mohol |
| 6 | करमाळा | 193.0 | 5 | 576.0 | 20 | 73.0 | 3 | .. | .. | .. | .. | 1,139.0 | 40 | 702.6 | 38 | 541 | Karmala |
| 7 | पंढरपूर | 156.0 | 13 | 684.5 | 18 | 14.5 | 1 | .. | .. | 18.5 | 1 | 1,059.5 | 48 | 487.0 | 29 | 611 | Pandharpur |
| 8 | सांगोला | 61.2 | 6 | 211.1 | 12 | 23.6 | 4 | .. | .. | 14.8 | 1 | 500.2 | 31 | 579.0 | 36 | 538 | Sangola |
| 9 | माळशिरस | 32.2 | 8 | 278.5 | 14 | 4.0 | 1 | .. | .. | .. | .. | 490.9 | 31 | 335.1 | 22 | 515 | Malshiras |
| 10 | मंगळवेढा | 143.0 | 13 | 330.1 | 12 | 36.6 | 1 | 0.8 | 1 | 16.0 | 1 | 675.5 | 30 | 613.1 | 33 | 569 | Mangalwedha |
| 11 | अकलूज | 47.0 | 3 | 297.0 | 14 | 19.0 | 2 | .. | .. | 6.0 | 1 | 547.0 | 30 | 471.6 | 24 | .. | Akluj |
| XIII. कोल्हापूर जिल्हा— | | | | | | | | | | | | | | | | | |
| 1 | कोल्हापूर (वे) | 297.3 | 16 | 106.6 | 10 | 62.9 | 4 | 10.5 | 1 | 10.4 | 1 | 976.5 | 62 | 902.3 | 70 | 1,070 | Kolhapur (O) |
| 2 | हातकणगळे | 173.1 | 15 | 46.8 | 6 | 1.2 | 1 | 5.6 | 1 | .. | .. | 591.3 | 41 | 581.0 | 47 | 734 | Hatkanangle |
| 3 | शिरोळ | 156.0 | 13 | 72.0 | 8 | 12.0 | 1 | .. | .. | 10.0 | 1 | 514.0 | 42 | 616.0 | 46 | 555 | Shirel |
| 4 | गगनबावडा | 2,390.8 | 31 | 1,053.4 | 25 | 185.1 | 9 | 84.0 | 2 | .. | .. | 7,227.2 | 115 | 5,594.2 | 110 | 6,212 | Gaganbavada |
| 5 | शाहूवाडी | 653.0 | 25 | 263.0 | 16 | 13.0 | 2 | 12.0 | 1 | 17.0 | 1 | 1,816.0 | 87 | 1,261.0 | 70 | 1,961 | Shahuwadi |
| 6 | गारगोटी | 565.8 | 22 | 161.7 | 11 | 36.3 | 5 | 50.0 | 2 | .. | .. | 1,983.9 | 76 | 2,059.0 | 90 | 1,542 | Gargoti |
| 7 | पन्हाळा | 415.2 | 21 | 188.4 | 15 | 28.6 | 2 | 15.2 | 1 | 11.0 | 2 | 1,388.8 | 82 | 1,236.9 | 80 | 865 | Panhala |
| 8 | कागल | 182.5 | 13 | 199.4 | 8 | 31.8 | 2 | 103.0 | 1 | .. | .. | 842.8 | 44 | 805.3 | 57 | 952 | Kagal |
| 9 | गडहिंगलज | 376.0 | 17 | 78.0 | 10 | 52.0 | 5 | 29.0 | 2 | .. | .. | 1,212.0 | 62 | 820.0 | 58 | 965 | Gadhinglaj |
| 10 | राधानगरी | 1,292.0 | 26 | 293.0 | 17 | 102.0 | 3 | .. | .. | 28.0 | 2 | 4,012.0 | 97 | 3,658.2 | 96 | 3,818 | Radhanagari |
| 11 | आंजरा | 530.0 | 25 | 149.0 | 14 | 104.0 | 6 | .. | .. | .. | .. | 2,380.0 | 91 | 1,966.0 | 84 | 2,250 | Ajara |
| 12 | चांदगड | 895.0 | 25 | 177.1 | 14 | 29.2 | 2 | .. | .. | .. | .. | 3,126.5 | 84 | 2,981.1 | 82 | 2,696 | Chandgad |
| XIV. औरंगाबाद जिल्हा— | | | | | | | | | | | | | | | | | |
| 1 | आरंगाबाद (वे) | 189.0 | 10 | 596.6 | 18 | 53.6 | 4 | .. | .. | 1.6 | 1 | 1,033.1 | 48 | 770.3 | 44 | 726 | Aurangabad (O) |
| 2 | खुलदाबाद | 287.5 | 14 | 262.0 | 18 | 23.0 | 2 | .. | .. | .. | .. | 831.7 | 54 | 646.7 | 47 | 962 | Khuldabad |
| 3 | वैजापूर | 111.6 | 8 | 245.4 | 14 | 12.8 | 1 | .. | .. | .. | .. | 531.3 | 34 | 229.7 | 23 | 542 | Vaijapur |
| 4 | सोयगांव | 241.0 | 16 | 291.3 | 18 | 23.2 | 2 | .. | .. | 4.4 | 1 | 922.9 | 57 | 567.6 | 38 | 860 | Soegaon |
| 5 | चिखलठाणा | 165.2 | 10 | 598.8 | 17 | 11.4 | 3 | 1.8 | 1 | 3.5 | 1 | 925.3 | 46 | 462.1 | 39 | 692 | Chikhalthana |
| 6 | सिल्लोद | 157.8 | 10 | 265.0 | 13 | 28.5 | 4 | .. | .. | .. | .. | 673.4 | 43 | 516.4 | 42 | 768 | Siled |
| 7 | गंगापूर | 133.0 | 6 | 575.9 | 16 | 7.3 | 1 | .. | .. | .. | .. | 841.0 | 35 | 456.7 | 37 | 682 | Gangapur |
| 8 | कन्नड | 107.6 | 8 | .. | .. | .. | .. | .. | .. | .. | .. | 232.1 | 22 | 405.2 | 31 | 808 | Kannad |
| 9 | पैठण | 93.9 | 7 | 528.6 | 14 | 24.8 | 1 | .. | .. | .. | .. | 849.5 | 35 | .. | .. | .. | Paithan |
| XV. जालना जिल्हा— | | | | | | | | | | | | | | | | | |
| 1 | जालना | 185.0 | 13 | 414.0 | 19 | 44.3 | 3 | .. | .. | .. | .. | 959.3 | 53 | 281.0 | 45 | 688 | Jalna |
| 2 | जाफराबाद | 217.4 | 11 | 275.5 | 12 | 68.8 | 4 | .. | .. | 5.0 | 1 | 833.7 | 42 | 429.6 | 35 | 818 | Jafferabad |
| 3 | भोकरदन | 87.4 | 11 | 279.0 | 14 | 28.0 | 3 | .. | .. | .. | .. | 552.7 | 45 | 267.0 | 23 | 708 | Bhokardan |
| 4 | अंबड | 233.8 | 13 | 433.7 | 17 | 19.7 | 3 | .. | .. | 6.0 | 1 | 1,030.2 | 53 | 521.4 | 36 | 769 | Ambad |
| 5 | परतुर | 238.9 | 15 | 482.1 | 20 | 44.0 | 4 | .. | .. | 10.2 | 1 | 1,082.7 | 58 | 613.6 | 35 | 784 | Partur |

सप्तमः क्रमांक / TABLE No. 2.3-B (3.3)—contd.

| (1) | (2) | (17) | (18) | (19) | (20) | (21) | (22) | (23) | (24) | (25) | (26) | (27) | (28) | (29) | (30) | (31) | (2) | |
|--------------------------------|-----------------|---------|------|-------|------|-------|------|------|------|------|------|---------|------|---------|------|-------|--------------------------------|--|
| XVI. परभणी जिल्हा— | | | | | | | | | | | | | | | | | XVI. Parbhani District. | |
| 1 | परभणी (वे) | 405.4 | 11 | 386.2 | 20 | 171.0 | 4 | .. | .. | 10.4 | 1 | 1,391.8 | 55 | 593.5 | 43 | 854 | Parbhani (O) | |
| 2 | कळमुरी | 513.4 | 15 | 383.6 | 18 | 56.8 | 4 | .. | .. | 16.6 | 1 | 1,435.2 | 59 | 906.2 | 47 | 1,023 | Kalamnuri | |
| 3 | हिंगोली | 520.1 | 17 | 514.1 | 23 | 68.5 | 6 | .. | .. | 31.4 | 1 | 1,448.1 | 68 | 833.1 | 51 | 788 | Hingoli | |
| 4 | जितूर | .. | .. | .. | .. | .. | .. | .. | .. | .. | .. | 228.8 | 7 | 639.3 | 43 | N.A. | Jintur | |
| 5 | पाथरी | 225.2 | 9 | 88.9 | 6 | .. | .. | .. | .. | .. | .. | 570.4 | 30 | 509.8 | 30 | 850 | Pathri | |
| 6 | गंगाखेड | 413.0 | 12 | 485.0 | 19 | 211.0 | 3 | .. | .. | .. | .. | 1,341.0 | 51 | 503.7 | 37 | N.A. | Gangakhed | |
| 7 | बसमथ | 786.6 | 16 | 399.4 | 24 | 116.0 | 4 | .. | .. | 12.5 | .. | 1,822.8 | 71 | 747.2 | 52 | .. | Basmath | |
| XVII. बीड जिल्हा-- | | | | | | | | | | | | | | | | | XVII. Beed District. | |
| 1 | चौसला | 154.3 | 9 | 420.0 | 27 | 32.1 | 7 | .. | .. | .. | .. | 995.4 | 74 | 425.9 | 9 | 652 | Choswala | |
| 2 | कैज | 186.2 | 11 | 496.2 | 19 | 77.1 | 5 | .. | .. | .. | .. | 1,012.7 | 53 | 481.0 | 33 | N.A. | Kaij | |
| 3 | बीड | 232.6 | 9 | 459.0 | 21 | 27.9 | 5 | .. | .. | 6.8 | 1 | 942.9 | 53 | 508.6 | 36 | 786 | Beed | |
| 4 | मोमिनाबाद | .. | .. | .. | .. | .. | .. | .. | .. | .. | .. | 484.7 | 23 | 884.6 | 41 | 752 | Mominabad | |
| 5 | गेवराई | 231.1 | 10 | 385.5 | 15 | 26.2 | 3 | 9.2 | 1 | 2.0 | 1 | 1,243.9 | 51 | 475.3 | 35 | 740 | Gevrai | |
| 6 | पाटोदा | 82.2 | 7 | .. | .. | .. | .. | .. | .. | .. | .. | 366.6 | 23 | 563.4 | 47 | 83 | Patoda | |
| 7 | मांजलगांच | 293.7 | 12 | 430.6 | 20 | .. | .. | .. | .. | .. | .. | 1,033.8 | 47 | 516.2 | 38 | 862 | Manjlegaon | |
| 8 | रोटी | 134.0 | 5 | 497.0 | 15 | 19.0 | 2 | .. | .. | 3.0 | 1 | 908.0 | 33 | 413.0 | 24 | 625 | Roti | |
| 9 | भाष्टी | 226.0 | 8 | 535.0 | 14 | 38.0 | 3 | .. | .. | 4.0 | 1 | 1,148.0 | 42 | 397.8 | 37 | 647 | Ashti | |
| XVIII. नांदेड जिल्हा— | | | | | | | | | | | | | | | | | XVIII. Nanded District. | |
| 1 | भोकर | 603.0 | 17 | 348.0 | 18 | 218.0 | 7 | .. | .. | 10.0 | 1 | 1,603.0 | 65 | 1,030.7 | 57 | N.A. | Bhokar | |
| 2 | नांदेड (वे) | 581.5 | 16 | 261.9 | 18 | 182.5 | 5 | .. | .. | 2.6 | 1 | 1,522.2 | 63 | 1,090.5 | 57 | 982 | Nanded (O) | |
| 3 | मुखेड | 467.2 | 15 | 389.8 | 23 | 295.6 | 5 | .. | .. | 12.6 | 1 | 1,530.4 | 67 | 712.8 | 40 | N.A. | Mukhed | |
| 4 | बिलोली | 1,031.0 | 16 | 719.6 | 17 | 366.5 | 7 | .. | .. | .. | .. | 2,820.9 | 67 | 1,056.0 | 41 | 979 | Billoli | |
| 5 | किनवट | 565.0 | 17 | 555.0 | 21 | 164.0 | 8 | .. | .. | .. | .. | 1,841.0 | 79 | 1,010.0 | 57 | 1,252 | Kinwat | |
| 6 | कंधार | 583.8 | 13 | 354.7 | 19 | 366.5 | 7 | .. | .. | 8.8 | 1 | 1,687.0 | 60 | 812.9 | 46 | 949 | Kandhar | |
| 7 | देगलूर | 603.8 | 14 | .. | .. | .. | .. | .. | .. | .. | .. | 1,005.0 | 34 | 789.3 | 50 | 993 | Deglur | |
| 8 | नांदेड (त) | 632.6 | 14 | 304.8 | 20 | 174.5 | 7 | .. | .. | 5.0 | 1 | 1,589.7 | 63 | 1,031.6 | 49 | 982 | Nanded (T) | |
| XIX. उस्मानाबाद जिल्हा— | | | | | | | | | | | | | | | | | XIX. Osmanabad District | |
| 1 | ओसा | 432.8 | 19 | 203.0 | 4 | .. | .. | .. | .. | .. | .. | 1,088.0 | 46 | 434.6 | 32 | N.A. | Ausa | |
| 2 | भूम | 85.6 | 5 | 564.3 | 23 | 49.4 | 4 | .. | .. | 1.2 | 1 | 1,013.7 | 47 | 503.1 | 33 | N.A. | Bhoom | |
| 3 | उस्मानाबाद (वे) | .. | .. | .. | .. | .. | .. | .. | .. | .. | .. | 298.8 | 18 | 720.4 | 5 | 810 | Osmanabad (O) | |
| 4 | परांडा | 100.2 | 7 | 546.6 | 15 | 21.6 | 3 | .. | .. | 7.0 | 1 | 955.4 | 37 | 361.4 | 29 | 674 | Paranda | |
| 5 | कळंब | 186.8 | 9 | 345.8 | 18 | 99.4 | 6 | .. | .. | .. | .. | 869.2 | 48 | 521.2 | 34 | 779 | Kalam | |
| 6 | तुळजापूर | .. | .. | .. | .. | .. | .. | .. | .. | .. | .. | 267.2 | 20 | 825.6 | 42 | 91.8 | Tuljapur | |
| 7 | अहमदपूर | 378.7 | 14 | 308.6 | 17 | 270.8 | 4 | 9.2 | 1 | 11.4 | 1 | 1,405.5 | 56 | 707.9 | 47 | 933 | Ahmedpur | |
| 8 | उदगीर | 458.5 | 19 | 397.0 | 15 | 261.5 | 6 | 12.5 | 1 | 16.5 | 1 | 1,482.5 | 60 | 763.3 | 44 | 990 | Udgir | |

| | | | | | | | | | | | | | | | | | | |
|----|----------------|----|-------|----|-------|----|-------|----|----|----|------|-------|---------|------|-------|----|------|---------------|
| 9 | लातूर | .. | .. | .. | .. | .. | .. | .. | .. | .. | .. | 647.7 | 45 | N.A. | Latur | | | |
| 10 | निलंगा | .. | 310.0 | 18 | 447.0 | 18 | 201.0 | 4 | .. | .. | 23.0 | 1 | 1,245.0 | 52 | 575.2 | 42 | N.A. | Nilanga |
| 11 | उमरगा | .. | 230.0 | 12 | 387.8 | 16 | 183.7 | 5 | .. | .. | 15.0 | 1 | 1,115.5 | 52 | 656.2 | 40 | N.A. | Omerga |
| 12 | उस्मानाबाद (त) | .. | 162.8 | 13 | 459.1 | 16 | 147.0 | 5 | .. | .. | 20.4 | 1 | 1,033.2 | 51 | 622.4 | 46 | .. | Osmanabad (T) |

XX. बुलढाणा जिल्हा—

| | | | | | | | | | | | | | | | | | | |
|---|--------------|----|-------|----|-------|----|-------|----|-----|----|------|----|---------|----|-------|----|-----|----------|
| 1 | बुलढाणा (वे) | .. | 206.0 | 12 | 323.3 | 15 | 68.9 | 6 | 1.0 | 1 | 3.6 | 1 | 956.3 | 54 | 626.1 | 38 | 857 | Buldana |
| 2 | मलकापूर | .. | 296.4 | 13 | 211.6 | 13 | 62.4 | 3 | .. | .. | 17.0 | 1 | 880.1 | 43 | 345.3 | 29 | 722 | Malkapur |
| 3 | मेहेकर | .. | 337.2 | 18 | 248.4 | 14 | 58.6 | 4 | .. | .. | .. | .. | 1,039.7 | 57 | 755.3 | 41 | 835 | Mehekar |
| 4 | नंदुरा | .. | .. | .. | .. | .. | .. | .. | .. | .. | .. | .. | 50.0 | 4 | 550.8 | 32 | 757 | Nandura |
| 5 | जळगाव | .. | 320.6 | 19 | 171.0 | 11 | 80.0 | 2 | .. | .. | 7.0 | 1 | 842.8 | 44 | 438.4 | 27 | 755 | Jalgaon |
| 6 | खामगाव | .. | 364.0 | 13 | 324.0 | 13 | 140.0 | 2 | .. | .. | .. | .. | 1,118.0 | 44 | 392.0 | 25 | 765 | Khamgaon |
| 7 | शेगाव | .. | 415.4 | 17 | 237.6 | 12 | 81.0 | 4 | .. | .. | .. | .. | 1,086.4 | 47 | 467.4 | 36 | 789 | Shegaon |
| 8 | चिखली | .. | 296.9 | 11 | 236.4 | 8 | 57.0 | 2 | .. | .. | .. | .. | 923.8 | 37 | 353.4 | 29 | 808 | Chikali |

XX. Buldana District.

XXI. Akola District.

| | | | | | | | | | | | | | | | | | | |
|----|--------------------|----|-------|----|-------|----|-------|----|----|----|------|----|---------|----|-------|----|------|---------------------|
| 1 | अकोला सिटी (वे) | .. | 314.7 | 16 | 203.2 | 11 | 10.0 | 2 | .. | .. | 3.4 | 1 | 899.4 | 49 | 616.0 | 35 | 810 | Akola City (O) |
| 2 | बाळापूर | .. | 320.7 | 17 | 57.5 | 7 | 19.0 | 2 | .. | .. | .. | .. | 640.2 | 41 | 487.9 | 30 | 773 | Balapur |
| 3 | रिसोड | .. | 387.0 | 18 | 456.0 | 18 | 60.8 | 5 | .. | .. | .. | .. | 1,213.4 | 63 | 17.0 | 2 | 794 | Risod |
| 4 | वाशिम | .. | 421.9 | 19 | 266.4 | 14 | 26.2 | 4 | .. | .. | .. | .. | 1,092.6 | 62 | 991.7 | 44 | 927 | Washim |
| 5 | मंगळूरपीर | .. | 418.0 | 16 | 179.8 | 17 | 67.6 | 5 | .. | .. | 24.2 | 1 | 1,074.0 | 63 | 886.1 | 43 | 861 | Mangrulpir |
| 6 | मुर्तिजापूर | .. | 249.0 | 16 | 284.0 | 16 | 38.0 | 3 | .. | .. | 12.0 | 1 | 879.0 | 59 | 589.4 | 37 | 819 | Murtizapur |
| 7 | अकोला विमानतळ (वे) | .. | 271.8 | 14 | 163.2 | 10 | 48.0 | 3 | .. | .. | 6.0 | 1 | 825.9 | 49 | 629.7 | 34 | N.A. | Akola Aerodrome (O) |
| 8 | तेल्हारा | .. | 453.8 | 19 | 146.0 | 5 | 104.2 | 4 | .. | .. | .. | .. | 887.8 | 37 | 411.0 | 36 | N.A. | Telhara |
| 9 | परतूर | .. | .. | .. | .. | .. | .. | .. | .. | .. | .. | .. | 294.0 | 22 | 493.0 | 32 | N.A. | Partur |
| 10 | कारंजा | .. | 403.5 | 17 | 318.2 | 14 | .. | .. | .. | .. | .. | .. | 1,100.6 | 56 | 678.1 | 35 | .. | Karanja |
| 11 | मनोरा | .. | 325.7 | 14 | 214.6 | 15 | 44.0 | 4 | .. | .. | 35.0 | 1 | 988.0 | 61 | .. | .. | .. | Manora |

XXI. Akola District.

XXII. Amravati District.

| | | | | | | | | | | | | | | | | | | |
|----|----------------|----|-------|----|-------|----|------|----|-----|----|------|----|---------|----|---------|----|-------|-----------------|
| 1 | अमरावती (वे) | .. | 202.0 | 13 | 301.6 | 19 | 29.6 | 3 | .. | .. | 14.4 | 1 | 944.2 | 56 | 730.8 | 49 | 876 | Amravati (O) |
| 2 | मोर्शी | .. | 272.0 | 13 | .. | .. | .. | .. | .. | .. | .. | .. | 766.6 | 37 | 139.4 | 10 | 849 | Morshi |
| 3 | चान्दूर रेल्वे | .. | 272.5 | 13 | 134.9 | 11 | 66.0 | 5 | .. | .. | 20.4 | 1 | 1,150.0 | 55 | 886.6 | 47 | 851 | Chandur Railway |
| 4 | खोलापूर | .. | 193.2 | 13 | 166.5 | 12 | 49.6 | 3 | .. | .. | .. | .. | 646.2 | 40 | 473.7 | 37 | 816 | Kholapur |
| 5 | वरूड | .. | 380.7 | 15 | 337.9 | 19 | 83.5 | 5 | .. | .. | 12.6 | 2 | 1,311.6 | 67 | 731.6 | 38 | 1,007 | Warud |
| 6 | तळेगाव | .. | 201.5 | 13 | 342.1 | 19 | 74.0 | 5 | .. | .. | .. | .. | 1,022.6 | 58 | 447.5 | 17 | 927 | Talegaon |
| 7 | अचलपूर | .. | 162.6 | 11 | 345.5 | 14 | 42.5 | 3 | 1.4 | 1 | 5.1 | 1 | 958.8 | 55 | 934.0 | 43 | 832 | Achalpur |
| 8 | दर्यापूर | .. | 162.0 | 10 | 209.7 | 16 | 26.7 | 2 | .. | .. | 6.0 | 1 | 703.8 | 45 | 729.8 | 41 | 768 | Daryapur |
| 9 | अजनाथाव सुरजी | .. | 152.8 | 12 | 256.5 | 14 | 38.1 | 4 | .. | .. | .. | .. | 646.9 | 46 | 855.8 | 35 | 788 | Anjangaon Surji |
| 10 | चान्दूर बाजार | .. | 175.0 | 11 | 275.1 | 11 | 36.8 | 3 | .. | .. | 15.3 | 1 | 938.4 | 51 | 620.8 | 40 | 832 | Chandur Bazar |
| 11 | चिखळदा | .. | 635.7 | 24 | 517.0 | 18 | 94.6 | 4 | .. | .. | 17.2 | 2 | 1,572.5 | 76 | 1,156.3 | 64 | 1,708 | Chikhaldada |
| 12 | धारणी | .. | 560.6 | 21 | .. | .. | .. | .. | .. | .. | .. | .. | 888.1 | 44 | 799.6 | 49 | 1,134 | Dharni |

XXII. Amravati District.

XXIII. Yavatmal District.

| | | | | | | | | | | | | | | | | | | |
|---|-------------|----|-------|----|-------|----|-------|---|----|----|------|----|---------|----|-------|----|-------|--------------|
| 1 | यवतमाळ (वे) | .. | 214.9 | 13 | 208.2 | 15 | 51.0 | 4 | .. | .. | 7.7 | 2 | 1,190.6 | 61 | 787.7 | 48 | 1,096 | Yavatmal (O) |
| 2 | वणी | .. | 251.9 | 15 | 394.7 | 16 | 37.6 | 3 | .. | .. | .. | .. | 1,315.9 | 60 | 823.3 | 54 | 1,118 | Wani |
| 3 | धारव्हा | .. | 282.0 | 13 | 256.0 | 14 | 64.0 | 4 | .. | .. | 27.0 | 1 | 1,111.0 | 54 | 699.0 | 39 | 925 | Dharvha |
| 4 | पुसद | .. | 561.5 | 13 | 299.0 | 17 | 66.0 | 7 | .. | .. | 12.5 | 1 | 1,437.5 | 65 | 848.2 | 57 | 975 | Pusad |
| 5 | उमरखेड | .. | 619.6 | 15 | 410.0 | 20 | 104.0 | 5 | .. | .. | .. | .. | 1,639.4 | 63 | 771.5 | 52 | 931 | Umardhed |

XXIII. Yavatmal District.

तबता क्रमांक/TABLE No.2.3-B (3.3)—contd.

| (1) | (2) | (3) | (4) | (5) | (6) | (7) | (8) | (9) | (10) | (11) | (12) | (13) | (14) | (15) | (16) | (17) | (18) |
|------------------------------------|---------------------|-----|---------|-----|-------|-----|-------|-----|------|------|------|---------|------|---------|------|-------|---------------------|
| 6 | पांढरकवडा | .. | .. | .. | .. | .. | .. | .. | .. | .. | .. | 135.0 | 7 | .. | .. | .. | Pandharkawada |
| 7 | दिग्रस | .. | 358.5 | 14 | 343.3 | 14 | 61.8 | 5 | .. | .. | .. | 1,163.3 | 64 | 401.0 | 27 | .. | Digras |
| 8 | नेर | .. | 355.6 | 13 | 229.8 | 11 | 46.4 | 4 | .. | .. | 56.0 | 1,461.0 | 52 | 1,184.4 | 43 | .. | Ner |
| XXIV. वर्धा जिल्हा— | | | | | | | | | | | | | | | | | |
| XXIV. Wardha District. | | | | | | | | | | | | | | | | | |
| 1 | वर्धा (वे) | .. | 226.0 | 13 | 218.0 | 17 | 75.0 | 6 | .. | .. | 25.6 | 1,072.6 | 62 | 1,023.3 | 43 | N.A. | Wardha (O) |
| 2 | हिंगणघाट | .. | 179.4 | 15 | 192.0 | 12 | 69.6 | 4 | .. | .. | 20.2 | 1,032.6 | 63 | 938.0 | 54 | 1,142 | Hinganghat |
| 3 | आर्वी | .. | 243.3 | 15 | 229.8 | 16 | 44.3 | 5 | .. | .. | 18.5 | 998.9 | 66 | 688.4 | 50 | 994 | Arvi |
| XXV. नागपूर जिल्हा— | | | | | | | | | | | | | | | | | |
| XXV. Nagpur District. | | | | | | | | | | | | | | | | | |
| 1 | नागपूर विमानतळ (वे) | .. | 244.3 | 13 | 247.3 | 16 | 83.4 | 3 | .. | .. | 16.9 | 1,265.3 | 61 | 841.5 | 51 | .. | Nagpur Airport (O). |
| 2 | नागपूर फार्म | .. | 219.5 | 13 | 290.9 | 16 | 51.6 | 3 | .. | .. | .. | 1,092.0 | 57 | 662.4 | 42 | .. | Nagpur Farm |
| 3 | नागपूर (वे) | .. | .. | .. | 248.1 | 14 | 70.8 | 3 | .. | .. | .. | 330.7 | 19 | 562.3 | 39 | 1,242 | Nagpur (O) |
| 4 | उमरेड | .. | 188.7 | 13 | 354.6 | 15 | 5.1 | 1 | .. | .. | .. | 1,159.4 | 55 | 647.1 | 48 | 1,279 | Umrer |
| 5 | काटोल | .. | 319.3 | 12 | 208.7 | 17 | .. | .. | .. | .. | 14.2 | 1,181.8 | 57 | 888.9 | 52 | 1,011 | Katol |
| 6 | सावनेर | .. | 354.0 | 16 | 190.9 | 13 | 118.1 | 7 | .. | .. | 25.2 | 1,142.0 | 68 | 871.7 | 50 | 1,075 | Saoner |
| 7 | खिडशी | .. | 383.8 | 15 | .. | .. | .. | .. | .. | .. | .. | 781.8 | 36 | 402.4 | 24 | 1,193 | Khindsi |
| 8 | थारसा | .. | 389.6 | 13 | 250.7 | 13 | 49.1 | 3 | .. | .. | 18.3 | 1,311.9 | 59 | 843.1 | 50 | 1,283 | Tharsa |
| 9 | रामटेक | .. | 370.1 | 14 | 342.2 | 9 | .. | .. | .. | .. | .. | 1,217.9 | 46 | 774.8 | 48 | 1,210 | Ramtek |
| 10 | पारशीवनी | .. | 430.9 | 19 | 261.5 | 19 | 22.0 | 5 | .. | .. | .. | 1,131.9 | 66 | 606.0 | 35 | 1,105 | Parseoni |
| 11 | देवलापूर | .. | 809.4 | 18 | 339.0 | 19 | 29.4 | 4 | .. | .. | 30.0 | 1,743.9 | 61 | 895.4 | 50 | 1,183 | Deolapur |
| XXVI. भंडारा जिल्हा— | | | | | | | | | | | | | | | | | |
| XXVI. Bhandara District. | | | | | | | | | | | | | | | | | |
| 1 | भंडारा (ओ.) | .. | 431.5 | 14 | .. | .. | .. | .. | .. | .. | .. | 941.1 | 39 | 1,311.3 | 61 | 1,388 | Bhandara(A.M.O) |
| 2 | साकोली | .. | 470.3 | 19 | 437.0 | 14 | 21.2 | 3 | .. | .. | 35.0 | 1,493.7 | 61 | 1,645.2 | 80 | 1,572 | Sakoli |
| 3 | गोंदिया (वे) | .. | 528.5 | 14 | 416.2 | 16 | 33.6 | 2 | .. | .. | 23.4 | 1,574.3 | 66 | 1,217.0 | 65 | 1,471 | Gondia (O) |
| 4 | खारबुंद | .. | 1,145.0 | 18 | 520.0 | 18 | 28.0 | 3 | .. | .. | 27.0 | 2,153.0 | 66 | 1,383.6 | 51 | 1,475 | Kharbund |
| 5 | चांदपूर | .. | 447.4 | 18 | 300.8 | 15 | 5.4 | 1 | .. | .. | 27.6 | 1,213.4 | 61 | 813.8 | 40 | 1,313 | Chandpur |
| 6 | बोडलकसा | .. | 594.0 | 18 | 547.0 | 14 | 52.0 | 4 | .. | .. | 24.0 | 1,796.0 | 57 | 1,384.0 | 45 | 1,379 | Bodalkasa |
| 7 | चोरखमग्रा | .. | 569.6 | 15 | 347.6 | 17 | 43.4 | 5 | .. | .. | 25.0 | 1,439.4 | 61 | 940.8 | 43 | 1,466 | Chorkhamgra |
| 8 | पांग्री | .. | 521.0 | 17 | 405.0 | 15 | 21.0 | 2 | .. | .. | .. | 1,196.8 | 48 | 928.0 | 40 | 1,555 | Pangree |
| 9 | पवनी | .. | .. | .. | .. | .. | .. | .. | .. | .. | .. | .. | .. | .. | .. | .. | Paoni |
| 10 | देवरी | .. | 585.7 | 16 | 268.1 | 11 | 44.7 | 6 | .. | .. | 37.2 | 1,452.8 | 68 | 1,226.4 | 59 | 1,445 | Deori |
| 11 | गोंदिया (त) | .. | 460.1 | 14 | 418.8 | 16 | 33.6 | 2 | .. | .. | 23.4 | 1,494.5 | 66 | 1,224.0 | 62 | 1,579 | Gondia (T) |
| XXVII. चंद्रपूर जिल्हा— | | | | | | | | | | | | | | | | | |
| XXVII. Chandrapur District. | | | | | | | | | | | | | | | | | |
| 1 | चंद्रपूर (वे) | .. | 329.5 | 13 | 358.6 | 20 | 62.9 | 3 | .. | .. | 14.7 | 1,229.7 | 62 | 1,067.3 | 55 | 1,267 | Chandrapur (O) |
| 2 | वरौरा | .. | 183.6 | 14 | 389.5 | 17 | 15.5 | 2 | .. | .. | 27.0 | 1,104.4 | 63 | 1,035.2 | 52 | 1,185 | Warora |

| | | | | | | | | | | | | | | | | | | |
|----|-----------------|----|-------|----|-------|----|-------|----|-----|----|------|----|---------|----|---------|----|-------|----------------|
| 3 | आरमोरी | .. | 671.1 | 21 | 221.2 | 14 | 87.1 | 8 | .. | .. | 12.0 | 1 | 1,669.3 | 68 | .. | .. | .. | Armori |
| 4 | चिमूर | .. | 185.1 | 17 | 210.4 | 19 | .. | .. | .. | .. | .. | .. | 719.4 | 64 | 616.4 | 48 | 1,268 | Chimur |
| 5 | गडचिरोली | .. | 441.9 | 19 | 381.3 | 18 | 21.1 | 3 | .. | .. | 15.2 | 1 | 1,597.0 | 78 | 1,223.8 | 58 | 1,552 | Gadchiroli |
| 6 | असोला | .. | 410.2 | 20 | 362.8 | 18 | 29.2 | 3 | .. | .. | 0.6 | 1 | 1,517.3 | 69 | 936.6 | 52 | .. | Asola |
| 7 | घोराघेरी | .. | 366.2 | 18 | 283.4 | 13 | 122.2 | 4 | .. | .. | 10.0 | 1 | 1,342.8 | 57 | 689.8 | 48 | 1,359 | Ghoragheri |
| 8 | खैरी | .. | 220.4 | 12 | 373.8 | 16 | 40.4 | 2 | .. | .. | 3.0 | 1 | 1,159.7 | 54 | 722.9 | 37 | 1,381 | Khairi |
| 9 | कुन्हारी | .. | 453.2 | 20 | 328.4 | 14 | 36.2 | 4 | .. | .. | 11.0 | 2 | 1,741.8 | 69 | 1,151.1 | 67 | 1,441 | Kunhari |
| 10 | मेलसर | .. | 464.0 | 18 | 202.0 | 13 | 34.2 | 5 | .. | .. | 14.2 | 1 | 1,112.2 | 61 | 782.1 | 44 | 1,357 | Nelsar |
| 11 | गडमौशी | .. | 325.0 | 18 | 202.4 | 16 | 46.2 | 3 | 0.8 | 1 | 14.4 | 1 | 1,398.5 | 71 | 628.8 | 36 | 1,437 | Gadmoushi |
| 12 | सिंदेवाही | .. | 319.6 | 18 | 226.0 | 15 | 46.2 | 3 | .. | .. | 14.8 | 1 | 1,398.5 | 70 | 868.7 | 58 | 1,523 | Sindewahi |
| 13 | ब्रम्हपुरी (वे) | .. | 433.1 | 19 | 365.7 | 19 | .. | .. | .. | .. | .. | .. | 1,461.3 | 69 | 1,084.9 | 64 | N.A. | Brahmapuri(O) |
| 14 | सिरोंचा (त) | .. | 424.9 | 19 | 471.2 | 20 | 41.6 | 3 | .. | .. | 7.7 | 2 | 1,501.3 | 77 | 1,037.7 | 58 | 1,439 | Sironcha (T) |
| 15 | सिरोंचा (वे) | .. | 449.9 | 17 | 422.6 | 21 | 142.9 | 4 | .. | .. | 7.7 | 2 | 1,628.8 | 78 | 1,093.4 | 60 | 1,239 | Sironcha (O) |
| 16 | ब्रम्हपुरी (त) | .. | 512.0 | 21 | 364.4 | 19 | 54.4 | 4 | .. | .. | 13.0 | 1 | 1,443.3 | 82 | 1,061.2 | 58 | 1,472 | Brahmapuri (T) |

टीप.—(१) स्तंभ (३१) मधील आकडे हे प्रत्येक केंद्राचे सरासरी किंवा सर्वसाधारण पावसाचे आहेत.

(२) N. A. म्हणजे माहिती उपलब्ध नाही.

Note.—(1) The figures shown in column (31) are of average of normal rainfall at each centre.

(2) N. A. means information is not available.

माघार.—कृषि संचालनालय, महाराष्ट्र शासन पुणे.

Source.—Director of Agriculture, Government of Maharashtra, Pune.

3: जीवनविषयक माहिती VITAL STATISTICS

३.१ महाराष्ट्र राज्यातील जन्म दर, मृत्यु दर, बालमृत्यु दर प्रमुख कारणानुसार मृत्युंची संख्या वगैरे माहिती पुढील तक्त्यात दिली आहे.

३.२ या विभागात दिलेल्या माहितीसाठी खालीलप्रमाणे व्याख्यांचा वापर करण्यात आला होता :--

$$(१) \text{ दर हजार अंदाजित लोकसंख्येमागे जन्म दर} = \frac{ज}{न} \times १०००$$

$$(२) \text{ दर हजार अंदाजित लोकसंख्येमागे मृत्यु दर} = \frac{म}{न} \times १०००$$

ज्यांत ज=दिलेल्या भौगोलिक क्षेत्रातील लोकसंख्येत झालेल्या जिवंत जन्मांची संख्या.

म=दिलेल्या भौगोलिक क्षेत्रातील लोकसंख्येत झालेल्या मृत्युंची संख्या.

न=त्याच क्षेत्राची मध्यावधि वर्षाची अंदाजित लोकसंख्या.

दिलेल्या भौगोलिक विभागातील
एक वर्षाखालील बालकांच्या
मृत्युंची संख्या.

$$(३) \text{ बालमृत्यु दर} = \frac{\text{दिलेल्या भौगोलिक विभागातील एक वर्षाखालील बालकांच्या मृत्युंची संख्या.}}{\text{त्याच क्षेत्रातील लोकसंख्येत जिवंत जन्मलेल्या बालकांची संख्या.}} \times १०००$$

३.३ ग्रामीण विभागात जीवनविषयक आकडेवारी महसूल खात्यांकडून गोळा करण्यात येते तर नागरी भागात ते महानगरपालिका व नगरपालिकांचे सांविधिक कार्य आहे.

3.1 The following tables give data on birth rate, death rate, infant mortality rates, number of deaths according to principal causes in Maharashtra.

3.2 While presenting tables in this section the following definitions were adopted :—

$$1. \text{ Birth rate per thousand estd. population} = \frac{B}{N} \times 1000$$

$$2. \text{ Death rate per thousand estd. population} = \frac{D}{N} \times 1000$$

Where, B=No. of live births which occurred among the population of the given geographical area during the year under reference, D=No. of deaths which occurred among the population of given geographical area during the year under reference and N= estimated Mid-year population.

No. of deaths under
one year of age
among the popula-
tion of given
geographical area.

$$3 \text{ Infant Mortality rate} = \frac{\text{No. of deaths under one year of age among the population of given geographical area.}}{\text{No. of live births which occurred among the population of given geographical area.}} \times 1000$$

3.3 The data on vital statistics was collected through revenue agency in rural area and for urban area, it is a statutory function of Municipalities and Municipal Corporations.

3. जीवनविषयक माहिती/VITAL STATISTICS

तक्ता क्रमांक/TABLE No. 3-1 (15.1)

महाराष्ट्र राज्यातील जीवनविषयक महत्त्वाचे दर
Important vital rates in respect of Maharashtra State†

| अनुक्रमांक Serial No. | बाब | 1982 | 1983 | Item |
|-----------------------------|--|------|------|---|
| (1) | (2) | (3) | (4) | (2) |
| 1 | जन्मसमयी स्त्री-पुरुष प्रमाण | 112 | 112 | Sex ratio at birth |
| 2 | मृत्युसमयी स्त्री-पुरुष प्रमाण | 135 | 132 | Sex ratio at death |
| 3 | जीवनविषयक निर्देशांक | 355 | 320 | Vital index |
| 4 | प्रमुख कारणामुळे झालेल्या मृत्यूंचे दर लाख लोकसंख्येमागे प्रमाण— | | | Death rate per lakh population by principal causes— |
| 4.1 | पटकी | 1 | 2 | Cholera |
| 4.2 | देवी | .. | .. | Small-pox |
| 4.3 | प्लेग | .. | .. | Plague |
| 4.4 | ताप | 38 | 43 | Fevers |
| 4.5 | श्वसनाचे रोग | 90 | 95 | Respiratory diseases |
| 4.6 | अमांश व अतिसार | 13 | 15 | Dysentery and diarrhoea |
| 4.7 | हुलापती | 32 | 31 | Injuries |
| 4.8 | इतर सर्व कारणे | 432 | 462 | All other causes |

†माहिती नोंद केलेल्या आकडेवारीवर आधारित आहे.

$$\begin{aligned} \text{टीप.-(१) जन्मसमयी स्त्री-पुरुष प्रमाण} &= \frac{\text{जिवंत जन्मलेले मुलगे}}{\text{जिवंत जन्मलेल्या मुली}} \times 100 \\ \text{(२) मृत्युसमयी स्त्री-पुरुष प्रमाण} &= \frac{\text{मृत पुरुष}}{\text{मृत स्त्रिया}} \times 100 \\ \text{(३) जीवनविषयक निर्देशांक} &= \frac{\text{एकूण जिवंत जन्म}}{\text{एकूण मृत्यु}} \times 100 \end{aligned}$$

†Data is based on registration records.

$$\begin{aligned} \text{Notes - (1) Sex ratio at birth} &.. = \frac{\text{Male live births}}{\text{Female live births}} \times 100 \\ \text{(2) Sex ratio at death} &.. = \frac{\text{Male deaths}}{\text{Female deaths}} \times 100 \\ \text{(3) Vital index} &.. = \frac{\text{Total live births}}{\text{Total deaths}} \times 100 \end{aligned}$$

आधार.—संचालक, आरोग्य सेवा, महाराष्ट्र शासन, पुणे.

Source.—Director of Health Services, Govt. of Maharashtra Pune.

13. जीवनविवरण माहिती/VITAL STATISTICS

तक्ता क्रमांक/TABLE No. 3-2 (15-2)

जन्म दर, मृत्यु दर व बाल मृत्यु दर
Birth rates, death rates and infant mortality rates

| अनुक्रमांक Serial No. | जिल्हा- District | जन्म दर/Birth rate | | | | | | मृत्यु दर/Death rate | | | | | | बाल मृत्यु दर/Infant mortality rate | | | | | | District | | |
|-----------------------------|---------------------|--------------------|----------------|------------------|----------------|---------------|------------------|----------------------|------------------|----------------|---------------|------------------|----------------|-------------------------------------|----------------|---------------|------------------|----------------|------|----------------|---------------|--|
| | | 1982 | | 1983 | | एकूण Total | 1982 | | 1983 | | एकूण Total | 1982 | | 1983 | | एकूण Total | 1982 | | 1983 | | एकूण Total | |
| | | ग्रामीण Rural | नागरी Urban | ग्रामीण Rural | नागरी Urban | | ग्रामीण Rural | नागरी Urban | ग्रामीण Rural | नागरी Urban | | ग्रामीण Rural | नागरी Urban | ग्रामीण Rural | नागरी Urban | | ग्रामीण Rural | नागरी Urban | | | | |
| (1) | (2) | (3) | (4) | (5) | (6) | (7) | (8) | (9) | (10) | (11) | (12) | (13) | (14) | (15) | (16) | (17) | (18) | (19) | (20) | (21) | | |
| 1 | बृहन्मुंबई | .. | 23.5 | 23.5 | .. | 23.5 | 23.5 | .. | 8.2 | 8.2 | .. | 8.3 | 8.3 | .. | 65 | 65 | .. | 66 | 66 | Greater Bombay | | |
| 2 | ठाणे | .. | 10.0 | 28.2 | 18.7 | 11.6 | 21.8 | 18.0 | 3.8 | 4.3 | 4.0 | 5.2 | 3.4 | 4.1 | 17 | 20 | 20 | 22 | 19 | 19 | Thane | |
| 3 | रायगड | .. | 11.3 | 38.0 | 15.3 | 10.5 | 38.4 | 14.8 | 4.4 | 6.2 | 4.7 | 5.0 | 6.5 | 5.2 | 21 | 18 | 20 | 24 | 19 | 22 | Raigad | |
| 4 | रत्नागिरी | .. | 15.0 | 56.3 | 18.6 | 15.1 | 54.3 | 18.5 | 6.5 | 9.0 | 6.7 | 6.9 | 9.2 | 7.1 | 18 | 13 | 17 | 17 | 9 | 15 | Ratnagiri | |
| 5 | सिंधुदुर्ग | .. | 16.1 | 74.2 | 20.8 | 15.7 | 66.3 | 19.9 | 7.6 | 10.7 | 7.8 | 7.8 | 12.2 | 8.2 | 17 | 24 | 19 | 17 | 33 | 22 | Sindhudurg | |
| 6 | नाशिक | .. | 22.5 | 33.2 | 26.0 | 21.9 | 28.7 | 24.4 | 6.3 | 6.3 | 6.3 | 6.8 | 6.5 | 6.7 | 36 | 30 | 33 | 36 | 33 | 35 | Nashik | |
| 7 | धुळे | .. | 23.8 | 27.2 | 24.5 | 22.5 | 26.6 | 23.4 | 6.6 | 6.2 | 6.5 | 7.4 | 6.5 | 7.2 | 33 | 22 | 31 | 39 | 21 | 34 | Dhule | |
| 8 | जळगाव | .. | 25.8 | 35.7 | 28.7 | 24.0 | 35.2 | 27.0 | 7.6 | 5.6 | 7.0 | 8.4 | 5.9 | 7.7 | 44 | 7 | 30 | 48 | 7 | 34 | Jalgaon | |
| 9 | अहमदनगर | .. | 17.9 | 47.3 | 21.8 | 16.6 | 46.2 | 20.7 | 4.9 | 8.6 | 5.4 | 5.4 | 9.0 | 5.9 | 31 | 33 | 31 | 33 | 29 | 32 | Ahmadnagar | |
| 10 | पुणे | .. | 17.4 | 29.2 | 23.2 | 16.4 | 26.4 | 21.5 | 4.6 | 7.5 | 6.0 | 4.9 | 7.5 | 6.2 | 31 | 45 | 40 | 31 | 47 | 41 | Pune | |
| 11 | सातारा | .. | 19.1 | 44.2 | 22.4 | 17.2 | 45.9 | 21.0 | 5.6 | 8.5 | 6.0 | 5.6 | 8.8 | 6.0 | 21 | 27 | 22 | 22 | 27 | 23 | Satara | |
| 12 | सांगली | .. | 20.3 | 32.1 | 23.2 | 18.5 | 35.6 | 22.5 | 5.3 | 9.3 | 6.2 | 5.4 | 10.2 | 6.6 | 16 | 40 | 24 | 16 | 43 | 26 | Sangli | |
| 13 | सोलापूर | .. | 21.6 | 37.2 | 26.4 | 19.1 | 36.5 | 24.5 | 5.4 | 7.6 | 6.1 | 6.1 | 8.2 | 6.7 | 29 | 31 | 30 | 36 | 34 | 35 | Solapur | |
| 14 | कोल्हापूर | .. | 19.1 | 35.3 | 23.3 | 18.3 | 35.0 | 22.6 | 5.6 | 7.9 | 6.2 | 5.7 | 7.7 | 6.2 | 29 | 40 | 33 | 26 | 38 | 31 | Kolhapur | |
| 15 | औरंगाबाद | .. | 14.2 | 28.0 | 17.5 | 13.0 | 28.2 | 17.0 | 4.4 | 2.8 | 4.0 | 4.8 | 5.0 | 4.9 | 35 | 11 | 26 | 40 | 34 | 38 | Aurangabad | |
| 16 | जालना | .. | 14.6 | 25.1 | 17.3 | 13.5 | 17.8 | 14.8 | 4.6 | 2.5 | 4.0 | 5.1 | 2.4 | 4.3 | 28 | 6 | 20 | 36 | 8 | 26 | Jalna | |
| 17 | परभणी | .. | 10.8 | 17.2 | 12.1 | 10.5 | 18.2 | 12.3 | 3.8 | 4.3 | 3.9 | 4.6 | 4.5 | 4.6 | 37 | 24 | 33 | 36 | 26 | 33 | Parbhani | |
| 18 | बीड | .. | 13.6 | 29.8 | 16.7 | 12.0 | 30.0 | 15.3 | 4.5 | 6.4 | 4.8 | 4.7 | 6.4 | 5.0 | 24 | 28 | 25 | 31 | 25 | 29 | Beed | |
| 19 | नांदेड | .. | 13.6 | 25.2 | 16.2 | 13.3 | 24.5 | 15.7 | 5.0 | 5.8 | 5.1 | 5.6 | 5.5 | 5.6 | 28 | 29 | 28 | 36 | 31 | 34 | Nanded | |
| 20 | उस्मानाबाद | .. | 10.1 | 23.2 | 16.8 | 15.9 | 20.0 | 16.6 | 4.5 | 2.7 | 4.2 | 5.5 | 3.8 | 5.2 | 27 | 8 | 22 | 36 | 17 | 32 | Osmanabad | |
| 21 | लातूर | .. | .. | .. | .. | 14.1 | 27.2 | 16.7 | .. | .. | .. | 4.9 | 2.2 | 4.4 | .. | .. | .. | 31 | 5 | 22 | Latur | |
| 22 | बुलढाणा | .. | 25.2 | 35.9 | 27.3 | 23.0 | 35.4 | 25.5 | 6.6 | 6.6 | 6.6 | 7.6 | 7.5 | 7.6 | 48 | 33 | 44 | 56 | 40 | 52 | Buldana | |
| 23 | अकोला | .. | 14.1 | 37.4 | 20.6 | 12.3 | 38.2 | 19.3 | 4.7 | 6.3 | 5.2 | 4.9 | 7.1 | 5.5 | 41 | 28 | 34 | 42 | 30 | 35 | Akola | |
| 24 | अमरावती | .. | 15.9 | 35.0 | 21.9 | 15.4 | 34.4 | 21.7 | 5.4 | 6.4 | 5.7 | 6.4 | 7.7 | 6.9 | 38 | 32 | 35 | 42 | 35 | 38 | Amravati | |
| 25 | यवतमाळ | .. | 16.0 | 38.3 | 19.8 | 14.1 | 36.5 | 17.9 | 4.7 | 8.7 | 5.4 | 5.7 | 9.5 | 6.4 | 42 | 47 | 44 | 49 | 61 | 53 | Yavatmal | |

तक्ता क्रमांक/TABLE No. 3.2 (15.2)—contd.

| (1) | (2) | (3) | (4) | (5) | (6) | (7) | (8) | (9) | (10) | (11) | (12) | (13) | (14) | (15) | (16) | (17) | (18) | (19) | (20) | (2) |
|------------------|----------|------|------|----------------|------|------|----------------|-----|------|--------------|------|------|--------------|------|------|------------|------|------|------------|-------------------|
| 26 | वर्धा | 18.7 | 29.6 | 21.5 | 17.6 | 24.0 | 19.3 | 6.7 | 4.1 | 6.0 | 7.4 | 4.0 | 6.5 | .. | 16 | 41 | 54 | 34 | 47 | Wardha |
| 27 | नागपूर | 12.3 | 22.7 | 18.7 | 10.8 | 21.9 | 17.4 | 4.7 | 5.9 | 5.4 | 5.0 | 7.0 | 6.2 | 55 | 26 | 32 | 52 | 37 | 41 | Nagpur |
| 28 | भंडारा | 17.2 | 29.4 | 18.9 | 19.2 | 30.4 | 20.8 | 7.8 | 9.5 | 8.0 | 8.3 | 9.8 | 8.5 | 50 | 47 | 63 | 69 | 57 | 67 | Bhandara |
| 29 | चंद्रपूर | 17.8 | 24.0 | 18.7 | 15.4 | 33.1 | 18.0 | 6.6 | 4.8 | 6.4 | 6.5 | 7.7 | 6.7 | 67 | 20 | 45 | 57 | 24 | 48 | Chandrapur |
| 30 | गडचिरोली | .. | .. | .. | 17.2 | 2.0 | 14.7 | .. | .. | .. | 7.0 | 0.6 | 6.0 | 51 | .. | .. | 46 | 17 | 45 | Gadchiroli |
| महाराष्ट्र राज्य | | 17.4 | 28.2 | 21.5 (28.7) | 16.6 | 27.1 | 20.7 (27.6) | 5.5 | 7.0 | 6.1 (8.7) | 6.0 | 7.1 | 6.5 (9.3) | 34 | 40 | 37 (60) | 37 | 43 | 40 (71) | Maharashtra State |

- टीप.— (१) जन्म व मृत्यूच्या नोंदी जेथून उपलब्ध झाल्या त्या वेळी व शहरांच्या वर्षांच्या मध्यावधी अंदाजित लोकसंख्येवर जन्म दर व मृत्यु दर आधारले आहेत.
 (२) जन्म व मृत्यु दर एक हजार अंदाजित लोकसंख्येमागे आहेत. बालमृत्यु दर एक हजार जिवंत जन्मांमागे आहेत.
 (३) कंसातील आकडे हे अंदाजित दर आहेत.

- Notes.— (1) The birth and death rates are based on the mid year estimated population of the villages and towns from which the birth and death records were actually received.
 (2) The birth and death rates are per 1,000 estimated population. Infant mortality rates are per 1,000 live births.
 (3) Figures given in the parenthesis are estimated rates.

आधार.—संचालक, आरोग्य सेवा, महाराष्ट्र शासन, पुणे.

Source.—Director of Health Services, Government of Maharashtra, Pune.

3. वैद्यकीय माहिती/MEDICAL

तक्ता क्रमांक/TABLE No. 3-3 A (15.3)

प्रमुख कारणांनुसार मृत्यूंची महाराष्ट्रातील जिल्हावार संख्या/Number of deaths by principal causes in districts of Maharashtra
1982

| अनु क्रमांक Serial No. (1) | जिल्हा (2) | अंत्रिज्वर Enteric Fever | | | शोवर Measles | | | ताप C. S. fever | | | हिवताप Malaria | | | शीतज्वर Influenza | | | District (2) |
|-------------------------------------|---------------|-----------------------------|-----------------------|----------------------|-------------------------|-----------------------|----------------------|-------------------------|------------------------|-----------------------|--------------------------|------------------------|-----------------------|--------------------------|------------------------|-----------------------|-------------------|
| | | ग्रामीण Rural (3) | नागरी Urban (4) | एकूण Total (5) | ग्रामीण Rural (6) | नागरी Urban (7) | एकूण Total (8) | ग्रामीण Rural (9) | नागरी Urban (10) | एकूण Total (11) | ग्रामीण Rural (12) | नागरी Urban (13) | एकूण Total (14) | ग्रामीण Rural (15) | नागरी Urban (16) | एकूण Total (17) | |
| 1 | बृहन्मंबई | .. | 29 | 29 | .. | 39 | 39 | .. | .. | .. | .. | .. | .. | .. | 1 | 1 | Greater Bombay |
| 2 | ठाणे | .. | 7 | 9 | 13 | 7 | 20 | .. | 20 | 20 | .. | .. | .. | .. | .. | .. | Thane |
| 3 | रायगड | .. | 2 | 5 | 36 | 1 | 37 | 8 | 12 | 20 | .. | .. | .. | .. | .. | .. | Raigad |
| 4 | रत्नागिरी | .. | 3 | 12 | 16 | 2 | 18 | 3 | 16 | 19 | .. | .. | .. | .. | .. | .. | Ratnagiri |
| 5 | सिंधुदुर्ग | .. | 3 | 8 | 13 | .. | 13 | .. | 10 | 10 | .. | .. | .. | .. | .. | .. | Sindhudurg |
| 6 | नाशिक | .. | 2 | 12 | 51 | 6 | 57 | 3 | 12 | 15 | .. | .. | .. | 1 | .. | 1 | Nashik |
| 7 | धुळे | .. | 6 | 25 | 17 | 1 | 18 | 1 | 15 | 16 | .. | .. | .. | 1 | .. | 1 | Dhule |
| 8 | जळगाव | .. | 12 | 35 | 37 | 4 | 41 | 1 | 2 | 3 | .. | .. | .. | 1 | 1 | 2 | Jalgaon |
| 9 | अहमदनगर | .. | 10 | 66 | 37 | 2 | 39 | 1 | 4 | 5 | .. | .. | .. | .. | .. | .. | Ahmadnagar |
| 10 | पुणे | .. | 18 | 23 | 28 | 15 | 43 | 1 | 117 | 118 | .. | .. | .. | 1 | .. | 1 | Pune |
| 11 | सातारा | .. | 1 | 20 | 29 | 1 | 30 | 2 | 13 | 15 | .. | .. | .. | .. | .. | .. | Satara |
| 12 | सांगली | .. | 3 | 18 | 11 | .. | 11 | .. | 28 | 28 | .. | .. | .. | .. | .. | .. | Sangli |
| 13 | सोलापूर | .. | 37 | 55 | 41 | 4 | 45 | .. | 43 | 43 | .. | .. | .. | .. | .. | .. | Solapur |
| 14 | कोल्हापूर | .. | 8 | 27 | 32 | 9 | 41 | .. | 43 | 43 | .. | .. | .. | .. | .. | .. | Kolhapur |
| 15 | औरंगाबाद | .. | 1 | 12 | 43 | .. | 43 | .. | 1 | 1 | .. | .. | .. | .. | .. | .. | Aurangabad |
| 16 | जालना | .. | 1 | 11 | 15 | .. | 15 | .. | 5 | 5 | .. | .. | .. | .. | .. | .. | Jalna |
| 17 | परभणी | .. | 17 | 29 | 16 | 1 | 17 | .. | 4 | 4 | .. | .. | .. | .. | .. | .. | Parbhani |
| 18 | बीड | .. | 4 | 25 | 12 | .. | 12 | .. | 3 | 3 | .. | .. | .. | .. | .. | .. | Beed |
| 19 | नांदेड | .. | 8 | 35 | 15 | .. | 15 | 1 | 15 | 16 | .. | .. | .. | .. | .. | .. | Nanded |
| 20 | उस्मानाबाद | .. | .. | 22 | 43 | 1 | 44 | 2 | 3 | 5 | .. | .. | .. | .. | .. | .. | Osmanabad |
| 21 | लातूर | .. | N.A.S. | .. | N.A.S. | N.A.S. | N.A.S. | N.A.S. | N.A.S. | N.A.S. | .. | .. | .. | N.A.S. | N.A.S. | N.A.S. | Latur |
| 22 | बुलढाणा | .. | 7 | 25 | 38 | 6 | 44 | .. | 28 | 28 | .. | .. | .. | 1 | .. | 1 | Buldana |
| 23 | अकोला | .. | 4 | 17 | 12 | 2 | 14 | .. | 9 | 9 | .. | .. | .. | .. | .. | .. | Akola |
| 24 | अमरावती | .. | 21 | 53 | 13 | 6 | 19 | 3 | 24 | 27 | .. | .. | .. | .. | .. | .. | Amravati |
| 25 | यवतमाळ | .. | 14 | 44 | 4 | 1 | 5 | 1 | 18 | 19 | .. | .. | .. | .. | .. | .. | Yavatmal |
| 26 | वर्धा | .. | 7 | 62 | 4 | 1 | 5 | .. | 3 | 3 | .. | .. | .. | .. | .. | .. | Wardha |
| 27 | नागपूर | .. | 23 | 67 | 1 | 31 | 32 | 2 | 22 | 24 | .. | .. | .. | .. | .. | .. | Nagpur |
| 28 | भंडारा | .. | 6 | 103 | 10 | 1 | 11 | 1 | 17 | 18 | .. | .. | .. | .. | .. | .. | Bhandara |
| 29 | चंद्रपूर | .. | 1 | 56 | 10 | 1 | 11 | .. | 3 | 3 | 5 | .. | 5 | .. | .. | .. | Chandrapur |
| 30 | गडचिरोली | .. | N.A.S. | N.A.S. | N.A.S. | N.A.S. | N.A.S. | .. | N.A.S. | N.A.S. | N.A.S. | .. | N.A.S. | .. | .. | .. | Gadchiroli |
| महाराष्ट्र राज्य | | 650 | 255 | 905 | 597 | 214 | 739 | 30 | 490 | 520 | 5 | .. | 5 | 5 | 2 | 7 | Maharashtra State |

N.A.S. - वेगळे उपलब्ध नाही/Not available separately.

तबता क्रमिक/TABLE No. 3-3 A (15.3)—contd.

| क्रमिक Serial No. (1) | जिल्हा (2) | इतर ताप Other fevers | | | पुंफुस दाह Pneumonia | | | अथ Tuberculosis | | | डांग्या लोकला Whooping-cough | | | इतर श्वसनार्थे रोग Other Respiratory diseases | | | District (2) |
|--------------------------------|---------------|--------------------------|------------------------|-----------------------|--------------------------|------------------------|-----------------------|--------------------------|------------------------|-----------------------|---------------------------------|------------------------|-----------------------|--|------------------------|-----------------------|-------------------|
| | | ग्रामीण Rural (18) | नागरी Urban (19) | एकूण Total (20) | ग्रामीण Rural (21) | नागरी Urban (22) | एकूण Total (23) | ग्रामीण Rural (24) | नागरी Urban (25) | एकूण Total (26) | ग्रामीण Rural (27) | नागरी Urban (28) | एकूण Total (29) | ग्रामीण Rural (30) | नागरी Urban (31) | एकूण Total (32) | |
| 1 | मुहाम्बई | .. | .. | .. | .. | 7,463 | 7,463 | .. | 8,307 | 8,307 | .. | 3 | 3 | .. | 3,269 | 3,269 | Greater Bombay |
| 2 | ठाणे | .. | .. | .. | .. | 8 | 24 | 217 | 191 | 408 | .. | .. | .. | 319 | 184 | 503 | Thane |
| 3 | रायगड | .. | .. | .. | .. | 18 | 19 | 189 | 61 | 250 | .. | .. | .. | 95 | 30 | 125 | Raigad |
| 4 | रत्नागिरी | .. | .. | .. | .. | 18 | 24 | 383 | 59 | 442 | 3 | .. | 3 | 366 | 17 | 383 | Ratnagiri |
| 5 | सिंधुदुर्ग | .. | .. | .. | .. | 30 | 39 | 268 | 45 | 313 | 2 | .. | 2 | 528 | 40 | 568 | Sindhudurg |
| 6 | नाशिक | .. | .. | .. | .. | 70 | 102 | 354 | 217 | 571 | .. | .. | .. | 944 | 191 | 1,135 | Nashik |
| 7 | धुळे | .. | .. | .. | .. | 27 | 77 | 481 | 161 | 642 | 1 | .. | 1 | 940 | 131 | 1,071 | Dhule |
| 8 | जळगाव | .. | .. | .. | .. | 21 | 48 | 447 | 198 | 645 | .. | .. | .. | 1,226 | 270 | 1,496 | Jalgaon |
| 9 | अहमदनगर | .. | .. | .. | .. | 37 | 66 | 428 | 135 | 563 | -1 | .. | 1 | 818 | 86 | 904 | Ahmadnagar |
| 10 | पुणे | .. | .. | .. | .. | 852 | 882 | 312 | 903 | 1,215 | 1 | 7 | 8 | 437 | 338 | 775 | Pune |
| 11 | सातारा | .. | .. | .. | .. | 49 | 64 | 450 | 122 | 572 | .. | .. | .. | 826 | 67 | 893 | Satara |
| 12 | सांगली | .. | .. | .. | .. | 157 | 162 | 266 | 128 | 394 | .. | .. | .. | 539 | 155 | 694 | Sangli |
| 13 | सोलापूर | .. | .. | .. | .. | 142 | 167 | 339 | 435 | 774 | 3 | .. | 4 | 465 | 459 | 924 | Solapur |
| 14 | कोल्हापूर | .. | .. | .. | .. | 126 | 150 | 381 | 397 | 778 | .. | .. | .. | 1,605 | 255 | 1,860 | Kolhapur |
| 15 | औरंगाबाद | .. | .. | .. | .. | 9 | 27 | 180 | 55 | 235 | 3 | .. | 3 | 268 | 39 | 307 | Aurangabad |
| 16 | जालना | .. | .. | .. | .. | 12 | 18 | 86 | 39 | 125 | .. | .. | .. | 132 | 36 | 168 | Jalna |
| 17 | परभणी | .. | .. | .. | .. | 7 | 16 | 155 | 73 | 228 | 1 | .. | 1 | 165 | 102 | 267 | Parbhani |
| 18 | बीड | .. | .. | .. | .. | 18 | 27 | 127 | 103 | 230 | .. | .. | .. | 243 | 32 | 275 | Beed |
| 19 | नांदेड | .. | .. | .. | .. | 35 | 45 | 274 | 160 | 434 | .. | .. | .. | 178 | 118 | 296 | Nanded |
| 20 | उस्मानाबाद | .. | .. | .. | .. | 16 | 22 | 159 | 42 | 201 | 1 | .. | 1 | 244 | 46 | 290 | Osmanabad |
| 21 | लातूर | .. | .. | .. | .. | N.A.S. | N.A.S. | N.A.S. | N.A.S. | N.A.S. | N.A.S. | N.A.S. | N.A.S. | N.A.S. | N.A.S. | N.A.S. | Latur |
| 22 | बुलढाणा | .. | .. | .. | .. | 62 | 102 | 308 | 183 | 491 | 1 | .. | 1 | 788 | 73 | 861 | Buldana |
| 23 | अकोला | .. | .. | .. | .. | 8 | 24 | 217 | 191 | 408 | .. | .. | .. | 426 | 112 | 538 | Akola |
| 24 | अमरावती | .. | .. | .. | .. | 130 | 159 | 230 | 313 | 543 | 1 | .. | 1 | 623 | 195 | 818 | Amravati |
| 25 | यवतमाळ | .. | .. | .. | .. | 54 | 75 | 227 | 174 | 401 | .. | .. | .. | 359 | 121 | 480 | Yavatmal |
| 26 | वर्धा | .. | .. | .. | .. | 21 | 61 | 85 | 27 | 112 | .. | .. | .. | 433 | 57 | 490 | Wardha |
| 27 | नागपूर | .. | .. | .. | .. | 140 | 174 | 76 | 830 | 906 | .. | 1 | 1 | 269 | 416 | 685 | Nagpur |
| 28 | भंडारा | .. | .. | .. | .. | 74 | 253 | 385 | 133 | 518 | 1 | .. | 1 | 693 | 81 | 774 | Bhandara |
| 29 | चंद्रपूर | .. | .. | .. | .. | 15 | 100 | 362 | 64 | 426 | 1 | .. | 1 | 779 | 69 | 848 | Chandrapur |
| 30 | गडचिरोली | .. | .. | .. | .. | N.A.S. | N.A.S. | N.A.S. | N.A.S. | N.A.S. | N.A.S. | N.A.S. | N.A.S. | N.A.S. | N.A.S. | N.A.S. | Gadchiroli |
| महाराष्ट्र राज्य | | 18,488 | 1,736 | 20,224 | 762 | 9,803 | 10,565 | 7,518 | 14,014 | 21,532 | 20 | 12 | 32 | 14,708 | 6,989 | 21,697 | Maharashtra State |

N. A. S. :- वेगळे उपलब्ध नाही/Not available separately.

तबला क्रमांक/TABLE No. 3-3 A (15.3)--contd.

| अनुक्रममांक Serial No. (1) | जिल्हा (2) | पटकी Cholera | | | आमांश Dysentery | | | भतिसार Diarrhoea | | | हृदय विकार Heart attack | | | District (2) | |
|-------------------------------------|------------------|--------------------------|------------------------|-----------------------|--------------------------|------------------------|-----------------------|--------------------------|------------------------|-----------------------|----------------------------|------------------------|-----------------------|-----------------|-------------------|
| | | ग्रामीण Rural (33) | नागरी Urban (34) | एकूण Total (35) | ग्रामीण Rural (36) | नागरी Urban (37) | एकूण Total (38) | ग्रामीण Rural (39) | नागरी Urban (40) | एकूण Total (41) | ग्रामीण Rural (42) | नागरी Urban (43) | एकूण Total (44) | | |
| 1 | बृहन्मूर्छई | .. | .. | .. | .. | .. | .. | .. | 2,835 | 2,835 | .. | .. | .. | Greater Bombay | |
| 2 | ठाणे | .. | .. | .. | 3 | 6 | 9 | 80 | 167 | 247 | 72 | 157 | 229 | Thane | |
| 3 | रायगड | .. | 3 | 3 | 4 | 4 | 8 | 44 | 14 | 58 | 58 | 56 | 114 | Raigad | |
| 4 | रत्नागिरी | .. | .. | .. | 15 | 4 | 19 | 87 | 13 | 100 | 106 | 34 | 140 | Ratnagiri | |
| 5 | सिंधुदुर्ग | .. | .. | .. | 13 | 7 | 20 | 37 | 13 | 50 | 102 | 15 | 117 | Sindhudurg | |
| 6 | नाशिक | .. | .. | .. | 4 | 4 | 8 | 165 | 79 | 244 | 77 | 136 | 213 | Nashik | |
| 7 | धुळे | .. | .. | .. | 2 | 3 | 5 | 138 | 48 | 186 | 40 | 60 | 100 | Dhule | |
| 8 | जळगाव | .. | .. | .. | 1 | 2 | 3 | 119 | 27 | 146 | 87 | 157 | 244 | Jalgaon | |
| 9 | अहमदनगर | .. | 2 | 2 | 7 | 6 | 13 | 113 | 23 | 136 | 142 | 88 | 230 | Ahmadnagar | |
| 10 | पुणे | .. | .. | .. | 1 | 23 | 24 | 116 | 511 | 627 | 95 | 132 | 227 | Pune | |
| 11 | सातारा | .. | .. | .. | 3 | 3 | 6 | 217 | 53 | 270 | 143 | 66 | 209 | Satara | |
| 12 | सांगली | .. | .. | .. | 1 | 7 | 8 | 115 | 55 | 170 | 171 | 91 | 262 | Sangli | |
| 13 | सोलापूर | .. | 4 | 4 | 1 | 61 | 62 | 70 | 79 | 149 | 72 | 76 | 148 | Solapur | |
| 14 | कोल्हापूर | .. | 1 | 1 | 10 | 13 | 23 | 219 | 121 | 340 | 205 | 179 | 384 | Kolhapur | |
| 15 | औरंगाबाद | .. | 1 | 1 | .. | 1 | 1 | 19 | 3 | 22 | 20 | 55 | 75 | Aurangabad | |
| 16 | जालना | .. | .. | .. | 1 | .. | 1 | 15 | 2 | 71 | 11 | 13 | 24 | Jalna | |
| 17 | परभणी | .. | .. | .. | 1 | .. | 1 | 23 | 10 | 37 | 24 | 64 | 88 | Parbhani | |
| 18 | बीड | .. | 3 | 3 | .. | .. | .. | 30 | 20 | 50 | 8 | 26 | 34 | Beed | |
| 19 | नांदेड | .. | .. | .. | .. | 2 | 2 | 45 | 22 | 67 | 19 | 31 | 50 | Nanded | |
| 20 | उस्मानाबाद | .. | 2 | 2 | .. | .. | .. | 50 | 26 | 76 | 18 | 15 | 33 | Osmanabad | |
| 21 | लातूर | .. | .. | .. | N.A.S. | N.A.S. | N.A.S. | N.A.S. | N.A.S. | N.A.S. | N.A.S. | N.A.S. | N.A.S. | Latur | |
| 22 | बुलढाणा | .. | .. | .. | 1 | 3 | 4 | 219 | 64 | 283 | 35 | 36 | 71 | Buldana | |
| 23 | अकोला | .. | .. | .. | 1 | 2 | 3 | 174 | 44 | 218 | 58 | 94 | 152 | Akola | |
| 24 | अमरावती | .. | .. | .. | 52 | .. | 52 | 295 | 120 | 415 | 66 | 82 | 148 | Amravati | |
| 25 | यवतमाळ | .. | .. | .. | .. | 2 | 2 | 175 | 51 | 226 | 24 | 52 | 76 | Yavatmal | |
| 26 | वर्धा | .. | .. | .. | 4 | 4 | 8 | 119 | 19 | 138 | 23 | 27 | 50 | Wardha | |
| 27 | नागपूर | .. | 3 | 3 | .. | .. | .. | 46 | 132 | 178 | 41 | 142 | 183 | Nagpur | |
| 28 | भंडारा | .. | .. | .. | 4 | 8 | 12 | 65 | 36 | 101 | 80 | 63 | 143 | Bhandara | |
| 29 | चंद्रपूर | .. | 18 | 22 | .. | 1 | 1 | 266 | 16 | 283 | 55 | 25 | 80 | Chandrapur | |
| 30 | गडचिरोली | .. | .. | .. | N.A.S. | N.A.S. | N.A.S. | N.A.S. | N.A.S. | N.A.S. | N.A.S. | N.A.S. | N.A.S. | Gadchiroli | |
| | महाराष्ट्र राज्य | .. | 37 | 41 | 4 | 129 | 166 | 295 | 3,062 | 4,603 | 7,665 | 1,852 | 1,972 | 3,824 | Maharashtra State |

N.A.S.—वेगळे उपलब्ध नाही/Not available separately.

तपता क्रमांक/TABLE No. 3-3A (15.3)— contd.

| अनुक्रमांक Serial No. | जिल्हा | कांजिण्या Chickenpox | | | घटसर्प Diphtheria | | | पोलियो Polio | | | कुष्ठरोग Leprosy | | | कर्करोग Cancer | | | District | |
|-----------------------------|------------|-------------------------|----------------|---------------|----------------------|----------------|---------------|------------------|----------------|---------------|---------------------|----------------|---------------|-------------------|----------------|---------------|----------------|-------------------|
| | | ग्रामीण Rural | नागरी Urban | एकूण Total | ग्रामीण Rural | नागरी Urban | एकूण Total | ग्रामीण Rural | नागरी Urban | एकूण Total | ग्रामीण Rural | नागरी Urban | एकूण Total | ग्रामीण Rural | नागरी Urban | एकूण Total | | |
| (1) | (2) | (45) | (46) | (47) | (48) | (49) | (50) | (51) | (52) | (53) | (54) | (55) | (56) | (57) | (58) | (59) | (2) | |
| 1 | बृहन्मंबई | .. | .. | .. | .. | 11 | 11 | .. | 112 | 112 | .. | 57 | 57 | .. | 3,315 | 3,315 | Greater Bombay | |
| 2 | ठाणे | .. | .. | 9 | 1 | 1 | 2 | .. | .. | .. | 19 | 12 | 31 | 83 | 154 | 237 | Thane | |
| 3 | रायगड | .. | .. | .. | .. | 1 | 1 | 1 | 1 | 2 | 1 | .. | 1 | 58 | 12 | 70 | Raigad | |
| 4 | रत्नागिरी | .. | .. | .. | 1 | .. | 1 | 2 | .. | 2 | 11 | .. | 11 | 90 | 22 | 112 | Ratnagiri | |
| 5 | सिंधुदुर्ग | .. | .. | .. | .. | 1 | 1 | .. | .. | .. | 2 | .. | 2 | 140 | 17 | 157 | Sindhudurg | |
| 6 | नाशिक | .. | 1 | .. | 4 | 5 | 9 | 3 | 2 | 5 | 18 | 5 | 23 | 208 | 100 | 308 | Nashik | |
| 7 | धुळे | .. | 3 | .. | 2 | 3 | 5 | 3 | 1 | 4 | 12 | .. | 12 | 123 | 60 | 183 | Dhule | |
| 8 | जळगाव | .. | 7 | .. | 5 | 1 | 6 | 4 | 1 | 5 | 29 | 7 | 36 | 172 | 100 | 272 | Jaigaon | |
| 9 | अहमदनगर | .. | 1 | .. | 6 | 3 | 9 | .. | .. | .. | 27 | 1 | 28 | 305 | 52 | 357 | Ahmadnagar | |
| 10 | पुणे | .. | .. | .. | 6 | 8 | 14 | .. | 7 | 7 | 17 | 20 | 37 | 222 | 511 | 733 | Pune | |
| 11 | सातारा | .. | .. | .. | 1 | 3 | 4 | 3 | .. | 3 | 28 | .. | 28 | 274 | 61 | 335 | Satara | |
| 12 | सांगली | .. | .. | .. | 2 | 1 | 3 | .. | .. | .. | 18 | 5 | 23 | 213 | 79 | 292 | Sangli | |
| 13 | सोलापूर | .. | 1 | .. | 20 | 8 | 28 | .. | 3 | 3 | 34 | 9 | 43 | 211 | 172 | 383 | Solapur | |
| 14 | कोल्हापूर | .. | .. | .. | 1 | 2 | 3 | 7 | 4 | 11 | 23 | 9 | 32 | 255 | 127 | 382 | Kolhapur | |
| 15 | औरंगाबाद | .. | .. | .. | 1 | .. | 1 | .. | .. | .. | 9 | 1 | 10 | 54 | 26 | 80 | Aurangabad | |
| 16 | जालना | .. | .. | .. | 1 | 1 | 2 | 1 | .. | 1 | 7 | 1 | 8 | 26 | 20 | 46 | Jalna | |
| 17 | परभणी | .. | .. | .. | 4 | 1 | 5 | .. | 1 | 1 | 14 | 1 | 15 | 46 | 38 | 84 | Parbhani | |
| 18 | बीड | .. | .. | .. | 2 | .. | 2 | 2 | .. | 2 | 17 | 4 | 21 | 70 | 17 | 87 | Beed | |
| 19 | नांदेड | .. | .. | .. | 6 | 2 | 8 | 3 | .. | 3 | 8 | 1 | 9 | 48 | 30 | 78 | Nanded | |
| 20 | उस्मानाबाद | .. | .. | .. | 3 | 1 | 4 | .. | .. | .. | 43 | 2 | 45 | 74 | 15 | 89 | Osmanabad | |
| 21 | लातूर | .. | .. | N.A.S. | N.A.S. | N.A.S. | N.A.S. | .. | .. | .. | N.A.S. | N.A.S. | N.A.S. | N.A.S. | N.A.S. | N.A.S. | Latur | |
| 22 | बुलढाणा | .. | .. | .. | 6 | 3 | 9 | 3 | 1 | 4 | 27 | .. | 27 | 123 | 39 | 162 | Buldana | |
| 23 | अकोला | .. | 1 | .. | 5 | .. | 5 | 2 | .. | 2 | 34 | 6 | 40 | 126 | 82 | 208 | Akola | |
| 24 | अमरावती | .. | 2 | .. | .. | 5 | 5 | 1 | 1 | 2 | 21 | 1 | 22 | 148 | 110 | 258 | Amravati | |
| 25 | यवतमाळ | .. | .. | .. | 7 | .. | 7 | 1 | .. | 1 | 20 | 2 | 22 | 58 | 48 | 106 | Yavatmal | |
| 26 | वर्धा | .. | .. | 2 | 2 | .. | 2 | .. | .. | .. | 26 | 1 | 27 | 25 | 24 | 49 | Wardha | |
| 27 | नागपूर | .. | .. | 1 | 1 | 9 | 11 | 1 | 4 | 5 | 8 | 37 | 45 | 30 | 414 | 444 | Nagpur | |
| 28 | भंडारा | .. | .. | .. | 12 | 2 | 14 | 5 | 1 | 6 | 26 | 2 | 28 | 115 | 39 | 154 | Bhandara | |
| 29 | चंद्रपूर | .. | .. | .. | 15 | 1 | 16 | 2 | .. | 2 | 35 | .. | 35 | 72 | 20 | 92 | Chandrapur | |
| 30 | गडचिरोली | .. | .. | N.A.S. | N.A.S. | N.A.S. | N.A.S. | N.A.S. | .. | N.A.S. | N.A.S. | .. | N.A.S. | N.A.S. | N.A.S. | N.A.S. | Gadchiroli | |
| महाराष्ट्र राज्य | | .. | 16 | 14 | 30 | 115 | 73 | 188 | 44 | 139 | 183 | 534 | 184 | 718 | 3,369 | 5,704 | 9,073 | Maharashtra State |

तक्ता क्रमांक/TABLE No. 3-3A (15.3)- contd.

दुखापतीचा तपशील
Details of injuries

| अनुक्रमांक Serial No. (1) | जिल्हा (2) | घनुबात Tetanus | | | कावीळ Jaundice | | | आलक Rabies | | | आत्महत्या Suicide | | | अपघात Accidents | | | District (2) |
|------------------------------------|------------------|-------------------|----------------|---------------|-------------------|----------------|---------------|------------------|----------------|---------------|----------------------|----------------|---------------|--------------------|----------------|---------------|-------------------|
| | | ग्रामीण Rural | नागरी Urban | एकूण Total | ग्रामीण Rural | नागरी Urban | एकूण Total | ग्रामीण Rural | नागरी Urban | एकूण Total | ग्रामीण Rural | नागरी Urban | एकूण Total | ग्रामीण Rural | नागरी Urban | एकूण Total | |
| | | (60) | (61) | (62) | (63) | (64) | (65) | (66) | (67) | (68) | (69) | (70) | (71) | (72) | (73) | (74) | |
| 1 | महामुंबई | .. | .. | .. | .. | .. | .. | .. | 51 | 51 | .. | .. | .. | .. | 6,046 | 6,046 | Greater Bombay |
| 2 | ठाणे | 16 | 24 | 40 | 32 | 44 | 76 | 21 | 3 | 24 | 43 | 4 | 47 | 209 | 479 | 688 | Thane |
| 3 | रायगड | 20 | 16 | 36 | 18 | 11 | 29 | 2 | .. | 2 | 6 | .. | 6 | 155 | 87 | 242 | Raigad |
| 4 | रत्नागिरी | 9 | 16 | 25 | 44 | 8 | 52 | 4 | 1 | 5 | 7 | 1 | 8 | 113 | 43 | 156 | Ratnagiri |
| 5 | सिंधुदुर्ग | 15 | 3 | 18 | 39 | 5 | 44 | 5 | 5 | 10 | 5 | 1 | 6 | 111 | 29 | 140 | Sindhudurg |
| 6 | नाशिक | 42 | 44 | 86 | 76 | 34 | 110 | 9 | 4 | 13 | 20 | 5 | 25 | 262 | 243 | 505 | Nashik |
| 7 | धुळे | 29 | 44 | 73 | 34 | 23 | 57 | 6 | 5 | 11 | 16 | 6 | 22 | 142 | 229 | 371 | Dhule |
| 8 | जळगांव | 21 | 10 | 31 | 42 | 24 | 66 | 17 | .. | 17 | 10 | 4 | 14 | 180 | 217 | 397 | Jalgaon |
| 9 | अहमदनगर | 31 | 30 | 61 | 50 | 13 | 63 | 12 | 4 | 16 | 42 | 2 | 44 | 418 | 239 | 657 | Ahmadnagar |
| 10 | पुणे | 11 | 69 | 80 | 35 | 30 | 65 | 4 | 23 | 27 | 18 | 11 | 29 | 296 | 1,236 | 1,532 | Pune |
| 11 | सातारा | 21 | 12 | 33 | 54 | 8 | 62 | 4 | 3 | 7 | 39 | 11 | 50 | 302 | 150 | 452 | Satara |
| 12 | सांगली | 16 | 17 | 33 | 26 | 9 | 35 | 4 | 7 | 11 | 40 | 5 | 45 | 226 | 200 | 426 | Sangli |
| 13 | सोलापूर | 40 | 90 | 130 | 91 | 45 | 136 | 19 | 6 | 25 | 46 | 18 | 64 | 366 | 165 | 531 | Solapur |
| 14 | कोल्हापूर | 16 | 31 | 47 | 50 | 25 | 75 | 3 | 9 | 12 | 25 | 15 | 40 | 266 | 226 | 492 | Kolhapur |
| 15 | औरंगाबाद | 2 | .. | 2 | 13 | 7 | 20 | 10 | .. | 10 | 6 | 1 | 7 | 125 | 37 | 162 | Aurangabad |
| 16 | जालना | 9 | 15 | 24 | 5 | 3 | 8 | 4 | 3 | 7 | 10 | 4 | 14 | 54 | 34 | 88 | Jalna |
| 17 | परभणी | 40 | 14 | 54 | 11 | 4 | 15 | 14 | 4 | 18 | 22 | 2 | 24 | 109 | 49 | 158 | Parbhani |
| 18 | बीड | 15 | 46 | 61 | 9 | 6 | 15 | 10 | 7 | 17 | 12 | 1 | 13 | 113 | 61 | 174 | Beed |
| 19 | नांदेड | 46 | 97 | 143 | 27 | 5 | 32 | 11 | 8 | 19 | 17 | 3 | 20 | 154 | 57 | 211 | Nanded |
| 20 | उस्मानाबाद | 39 | 27 | 66 | 28 | 6 | 34 | 9 | 3 | 12 | 32 | 3 | 35 | 230 | 68 | 298 | Osmanabad |
| 21 | लातूर | N.A.S. | N.A.S. | N.A.S. | N.A.S. | N.A.S. | N.A.S. | N.A.S. | N.A.S. | N.A.S. | N.A.S. | N.A.S. | N.A.S. | N.A.S. | N.A.S. | N.A.S. | Latur |
| 22 | बुलढाणा | 30 | 43 | 73 | 23 | 6 | 29 | 11 | 4 | 15 | 29 | 4 | 33 | 149 | 111 | 260 | Buldana |
| 23 | अकोला | 24 | 82 | 106 | 11 | 3 | 14 | 4 | 1 | 5 | 31 | 6 | 37 | 150 | 204 | 354 | Akola |
| 24 | अमरावती | 35 | 70 | 105 | 23 | 24 | 47 | 14 | 17 | 31 | 36 | 2 | 38 | 193 | 275 | 468 | Amravati |
| 25 | यवतमाळ | 34 | 90 | 124 | 35 | 8 | 43 | 13 | 9 | 22 | 60 | 18 | 78 | 146 | 170 | 316 | Yavatmal |
| 26 | वर्धा | 21 | 16 | 37 | 5 | 5 | 10 | 6 | 3 | 9 | 26 | 7 | 33 | 146 | 70 | 216 | Wardha |
| 27 | नागपूर | 15 | 132 | 147 | 9 | 150 | 159 | 12 | 8 | 20 | 9 | 38 | 47 | 145 | 715 | 860 | Nagpur |
| 28 | भंडारा | 56 | 39 | 95 | 7 | 3 | 10 | 20 | 8 | 28 | 21 | 2 | 23 | 239 | 87 | 326 | Bhandara |
| 29 | चंद्रपूर | 60 | 28 | 88 | 6 | 3 | 9 | 14 | 1 | 15 | 25 | 6 | 31 | 219 | 115 | 334 | Chandrapur |
| 30 | गडचिरोली | N.A.S. | N.A.S. | N.A.S. | N.A.S. | N.A.S. | N.A.S. | N.A.S. | N.A.S. | N.A.S. | N.A.S. | N.A.S. | N.A.S. | N.A.S. | N.A.S. | N.A.S. | Gadchiroli |
| | महाराष्ट्र राज्य | 713 | 1,105 | 1,818 | 803 | 512 | 1,315 | 262 | 197 | 459 | 653 | 180 | 833 | 5,218 | 11,642 | 16,860 | Maharashtra State |

तपता क्रमांक/TABLE No. 3-3A (15.3)- contd.

| अनुक्रमांक Serial No. (1) | जिल्हा (2) | दुखापतीचा तपशील Details of injuries | | | | | | | | | | | District (2) | |
|------------------------------------|---------------|--|------------------------|-----------------------|--------------------------|------------------------|-----------------------|-----------------------------|------------------------|-----------------------|-----------------------------------|------------------------|-----------------|-----------------------|
| | | मनुष्यवध Homicide | | | सर्प वंश Snake bite | | | रानटी जनावरे Wild beasts | | | एकूण दुखापती Total of injuries | | | |
| | | ग्रामीण Rural (75) | नागरी Urban (76) | एकूण Total (77) | ग्रामीण Rural (78) | नागरी Urban (79) | एकूण Total (80) | ग्रामीण Rural (81) | नागरी Urban (82) | एकूण Total (83) | ग्रामीण Rural (84) | नागरी Urban (85) | | एकूण Total (86) |
| 1 | बृहन्मुंबई | .. | 30 | 30 | .. | 2 | 2 | .. | .. | .. | .. | 6,078 | 6,078 | Greater Bombay |
| 2 | ठाणे | 20 | 1 | 21 | 63 | 2 | 65 | .. | .. | .. | .. | .. | .. | Thane |
| 3 | रायगड | 10 | .. | 10 | 28 | 13 | 41 | 1 | .. | 1 | 200 | 100 | 300 | Raigad |
| 4 | रत्नागिरी | 1 | .. | 1 | 33 | 5 | 38 | 1 | .. | 1 | 155 | 49 | 204 | Ratnagiri |
| 5 | सिंधुदूर्ग | 7 | .. | 7 | 15 | .. | 15 | .. | .. | .. | .. | .. | .. | Sindhudurg |
| 6 | नाशिक | 19 | 7 | 26 | 114 | 7 | 121 | 4 | .. | 4 | 419 | 262 | 681 | Nashik |
| 7 | धुळे | 13 | 5 | 18 | 60 | 5 | 65 | .. | .. | .. | 231 | 245 | 476 | Dhule |
| 8 | जळगांव | .. | 2 | 2 | 51 | 5 | 56 | .. | 1 | 1 | 241 | 229 | 470 | Jalgaon |
| 9 | अहमदनगर | 10 | .. | 10 | 71 | 15 | 86 | .. | .. | .. | 541 | 256 | 797 | Ahmadnagar |
| 10 | पुणे | 8 | .. | 8 | 61 | 16 | 77 | 1 | .. | 1 | 384 | 1,263 | 1,647 | Pune |
| 11 | सातारा | 9 | 1 | 10 | 49 | 5 | 54 | .. | .. | .. | 399 | 167 | 566 | Satara |
| 12 | सांगली | 17 | 1 | 18 | 21 | 1 | 22 | .. | .. | .. | 304 | 207 | 511 | Sangli |
| 13 | सोलापूर | 15 | 1 | 16 | 69 | 12 | 81 | .. | 1 | 1 | 196 | 197 | 693 | Solapur |
| 14 | कोल्हापूर | 23 | 2 | 25 | 31 | 11 | 42 | .. | .. | .. | 345 | 254 | 599 | Kolhapur |
| 15 | औरंगाबाद | 1 | 1 | 2 | 38 | 1 | 39 | 1 | .. | 1 | 171 | 42 | 213 | Aurangabad |
| 16 | जालना | 4 | 1 | 5 | 13 | 1 | 14 | .. | .. | .. | 81 | 40 | 121 | Jalna |
| 17 | परभणी | 8 | 1 | 9 | 23 | .. | 23 | .. | .. | .. | 162 | 51 | 213 | Parbhani |
| 18 | बीड | 5 | 1 | 6 | 24 | 1 | 25 | .. | .. | .. | 154 | 63 | 217 | Beed |
| 19 | नांदेड | 2 | 1 | 3 | 46 | 12 | 58 | .. | .. | .. | 219 | 74 | 293 | Nanded |
| 20 | उस्मानाबाद | 12 | 1 | 13 | 44 | 7 | 51 | .. | .. | .. | 318 | 79 | 397 | Osmanabad |
| 21 | लातूर | N.A.S. | N.A.S. | N.A.S. | N.A.S. | N.A.S. | N.A.S. | N.A.S. | N.A.S. | N.A.S. | N.A.S. | N.A.S. | N.A.S. | Latur |
| 22 | बुलढाणा | 4 | .. | 4 | 23 | 1 | 24 | .. | .. | .. | 205 | 116 | 321 | Buldana |
| 23 | अकोला | 14 | .. | 14 | 22 | 5 | 27 | .. | .. | .. | 217 | 215 | 432 | Akola |
| 24 | अमरावती | 10 | .. | 10 | 31 | 6 | 37 | .. | .. | .. | 270 | 283 | 553 | Amravati |
| 25 | यवतमाळ | 5 | 1 | 6 | 26 | 3 | 29 | .. | .. | .. | 237 | 192 | 429 | Yavatmal |
| 26 | वर्धा | 4 | .. | 4 | 31 | 2 | 33 | .. | .. | .. | 207 | 79 | 286 | Wardha |
| 27 | नागपूर | 12 | 13 | 25 | 22 | 7 | 29 | .. | 4 | 4 | 188 | 777 | 965 | Nagpur |
| 28 | भंडारा | 23 | 1 | 24 | 27 | 3 | 30 | .. | .. | .. | 310 | 93 | 403 | Bhandara |
| 29 | चंद्रपूर | 8 | 1 | 9 | 52 | 1 | 53 | .. | .. | .. | 304 | 123 | 427 | Chandrapur |
| 30 | गडचिरोली | N.A.S. | N.A.S. | N.A.S. | N.A.S. | N.A.S. | N.A.S. | N.A.S. | N.A.S. | N.A.S. | N.A.S. | N.A.S. | N.A.S. | Gadchiroli |
| महाराष्ट्र राज्य | | 264 | 73 | 337 | 1,088 | 149 | 1,237 | 8 | 6 | 14 | 7,231 | 12,050 | 19,281 | Maharashtra State |

तबला क्रमांक/TABLE No. 3.3A (15.3)—contd.

A-290-43

| अनुक्रमांक Serial No. | जिल्हा | मातेच्या आरोग्य-विषयक कारणे Maternal causes | | | अपरिपक्वता Pre-maturity | | | इतर सर्व कारणे All other causes | | | एकूण मृत्यू Total deaths | | | District (2) |
|-----------------------------|------------|--|----------------|---------------|----------------------------|----------------|---------------|------------------------------------|----------------|---------------|-----------------------------|----------------|---------------|-------------------|
| | | ग्रामीण Rural | नागरी Urban | एकूण Total | ग्रामीण Rural | नागरी Urban | एकूण Total | ग्रामीण Rural | नागरी Urban | एकूण Total | ग्रामीण Rural | नागरी Urban | एकूण Total | |
| (1) | (2) | (87) | (88) | (89) | (90) | (91) | (92) | (93) | (94) | (95) | (96) | (97) | (98) | (2) |
| 1 | बृहन्मंबई | .. | 81 | 81 | .. | .. | .. | .. | 38,370 | 38,370 | .. | 70,021 | 70,021 | Greater Bombay |
| 2 | ठाणे | .. | .. | .. | 21 | 169 | 190 | .. | .. | .. | .. | .. | .. | Thane |
| 3 | रायगड | .. | 4 | 25 | 10 | 40 | 50 | 4,218 | 879 | 5,097 | 5,338 | 1,297 | 6,635 | Raigad |
| 4 | रत्नागिरी | .. | 6 | 19 | 13 | 17 | 30 | 5,651 | 696 | 6,357 | 7,438 | 985 | 8,423 | Ratnagiri |
| 5 | सिंधुदुर्ग | .. | .. | .. | 20 | 54 | 74 | .. | .. | .. | .. | .. | .. | Sindhudurg |
| 6 | नाशिक | .. | 30 | 93 | 47 | 126 | 173 | 8,933 | 4,528 | 13,461 | 12,211 | 6,002 | 18,213 | Nashik |
| 7 | धुळे | .. | 30 | 99 | 51 | 50 | 101 | 6,973 | 1,533 | 8,506 | 10,386 | 2,521 | 12,907 | Dhule |
| 8 | जळगाव | .. | 27 | 97 | 105 | 34 | 139 | 7,726 | 2,432 | 10,158 | 12,504 | 3,754 | 16,258 | Jalgaon |
| 9 | अहमदनगर | .. | 34 | 95 | 54 | 171 | 225 | 8,163 | 2,078 | 10,241 | 11,354 | 3,043 | 14,397 | Ahmadnagar |
| 10 | पुणे | .. | 21 | 55 | 96 | 1,313 | 1,409 | 7,666 | 8,976 | 16,642 | 9,734 | 15,188 | 24,922 | Pune |
| 11 | सातारा | .. | 19 | 71 | 42 | 97 | 139 | 6,668 | 1,496 | 8,164 | 9,724 | 2,271 | 11,995 | Satara |
| 12 | सांगली | .. | 45 | 72 | 21 | 125 | 146 | 4,550 | 2,590 | 7,140 | 6,578 | 3,715 | 10,293 | Sangli |
| 13 | सोलापूर | .. | 63 | 137 | 71 | 247 | 318 | 6,874 | 3,523 | 10,397 | 9,264 | 5,845 | 15,109 | Solapur |
| 14 | कोल्हापूर | .. | 27 | 60 | 66 | 399 | 465 | 6,450 | 2,807 | 9,257 | 10,135 | 4,906 | 15,041 | Kolhapur |
| 15 | औरंगाबाद | .. | 23 | 59 | 11 | 79 | 90 | 4,000 | 671 | 4,671 | 5,027 | 1,015 | 6,042 | Aurangabad |
| 16 | जालना | .. | 2 | 18 | 9 | 6 | 15 | 2,447 | 368 | 2,815 | 2,981 | 573 | 3,554 | Jalna |
| 17 | परभणी | .. | 23 | 59 | 10 | 19 | 29 | 3,572 | 861 | 4,373 | 4,512 | 1,334 | 5,846 | Parbhani |
| 18 | बीड | .. | 32 | 62 | 1 | 19 | 20 | 3,332 | 979 | 4,311 | 4,237 | 1,400 | 5,637 | Beed |
| 19 | नांदेड | .. | 48 | 92 | 27 | 78 | 105 | 4,625 | 1,134 | 5,759 | 5,855 | 1,924 | 7,779 | Nanded |
| 20 | उस्मानाबाद | .. | 12 | 75 | 4 | 36 | 40 | 5,924 | 650 | 6,574 | 7,207 | 987 | 8,194 | Osmanabad |
| 21 | लातूर | .. | N.A.S. | N.A.S. | N.A.S. | N.A.S. | N.A.S. | N.A.S. | N.A.S. | N.A.S. | N.A.S. | N.A.S. | N.A.S. | Latour |
| 22 | बुलडाणा | .. | 45 | 95 | 94 | 102 | 196 | 4,604 | 937 | 5,541 | 7,486 | 1,862 | 9,348 | Buldana |
| 23 | अकोला | .. | 13 | 38 | 45 | 212 | 257 | 3,662 | 1,738 | 5,400 | 5,569 | 2,901 | 8,420 | Akola |
| 24 | अमरावती | .. | 19 | 51 | 46 | 259 | 305 | 3,660 | 1,724 | 5,384 | 6,512 | 3,518 | 10,030 | Amaravati |
| 25 | यवतमाळ | .. | 26 | 55 | 18 | 27 | 45 | 3,366 | 1,335 | 4,701 | 6,100 | 2,305 | 8,405 | Yavatmal |
| 26 | वर्धा | .. | 6 | 20 | 34 | 28 | 62 | 2,686 | 618 | 3,306 | 4,536 | 953 | 5,489 | Wardha |
| 27 | नागपूर | .. | 36 | 52 | 11 | 11 | 22 | 2,912 | 5,579 | 8,491 | 4,447 | 8,943 | 13,390 | Nagpur |
| 28 | भंडारा | .. | 50 | 109 | 42 | 149 | 191 | 7,462 | 1,409 | 8,871 | 11,570 | 2,284 | 13,854 | Bhandara |
| 29 | चंद्रपूर | .. | 33 | 100 | 29 | 13 | 42 | 5,147 | 810 | 5,957 | 10,185 | 1,278 | 11,463 | Chandrapur |
| 30 | गडचिरोली | .. | N.A.S. | N.A.S. | N.A.S. | N.A.S. | N.A.S. | N.A.S. | N.A.S. | N.A.S. | N.A.S. | N.A.S. | N.A.S. | Gadchiroli |
| महाराष्ट्र राज्य | | 1,072 | 781 | 1,853 | 998 | 3,880 | 4,878 | 1,39,499 | 93,286 | 2,32,785 | 2,02,519 | 1,58,113 | 3,60,632 | Maharashtra State |

N.P.S.—वेगळी उपलब्ध नाही./Not available separately.

आधार.—संचालक, आरोग्य सेवा, पुणे.

Source.—Director of Health Services, Pune.

31

3. वैद्यकीय माहिती/MEDICAL

तक्ता क्रमांक/TABLE No. 3.3-B (15.3)

प्रमुख कारणांनुसार मृत्यूंची महाराष्ट्रातील जिल्हावार संख्या/Number of deaths by principal causes in districts of Maharashtra (1983)

| अनुक्रमांक Serial No. (1) | जिल्हा (2) | विषमज्वर Typhoid | | | गोवर Measles | | | हिवताप Malaria | | | शीतज्वर Influenza | | | District (2) |
|------------------------------------|------------------|-------------------------|-----------------------|----------------------|-------------------------|-----------------------|----------------------|-------------------------|------------------------|-----------------------|--------------------------|------------------------|-----------------------|-------------------|
| | | ग्रामीण Rural (3) | नागरी Urban (4) | एकूण Total (5) | ग्रामीण Rural (6) | नागरी Urban (7) | एकूण Total (8) | ग्रामीण Rural (9) | नागरी Urban (10) | एकूण Total (11) | ग्रामीण Rural (12) | नागरी Urban (13) | एकूण Total (14) | |
| 1 | वृहन्मंढई | .. | 32 | 32 | .. | 67 | 67 | .. | .. | .. | .. | .. | .. | Greater Bombay |
| 2 | ठाणे | 4 | 1 | 5 | 37 | 3 | 40 | .. | .. | .. | .. | .. | .. | Thane |
| 3 | रायगड | 5 | .. | 5 | 25 | .. | 25 | .. | .. | .. | .. | .. | .. | Raigad |
| 4 | रत्नागिरी | 4 | 2 | 6 | 22 | 1 | 23 | .. | .. | .. | .. | .. | .. | Ratnagiri |
| 5 | सिंधुदुर्ग | 8 | 3 | 11 | 13 | .. | 13 | .. | .. | .. | 1 | .. | 1 | Sindhudurg |
| 6 | नाशिक | 22 | 9 | 31 | 104 | 23 | 127 | .. | .. | .. | 1 | 2 | 3 | Nashik |
| 7 | धुळे | 6 | 3 | 9 | 137 | 13 | 150 | .. | .. | .. | 1 | .. | 1 | Dhule |
| 8 | जळगांव | 21 | 6 | 27 | 133 | 9 | 142 | .. | .. | .. | 1 | .. | 1 | Jalgaon |
| 9 | अहमदनगर | 47 | 8 | 55 | 36 | 3 | 39 | .. | .. | .. | 2 | 1 | 3 | Ahmadnagar |
| 10 | पुणे | 8 | 15 | 23 | 36 | 22 | 58 | .. | .. | .. | .. | .. | .. | Pune |
| 11 | सातारा | 14 | 4 | 18 | 19 | 1 | 20 | .. | .. | .. | .. | .. | .. | Satara |
| 12 | सांगली | 15 | .. | 15 | 11 | 1 | 12 | .. | .. | .. | 1 | 1 | 2 | Sangli |
| 13 | सोलापूर | 27 | 30 | 57 | 55 | 14 | 69 | .. | .. | .. | 3 | .. | 3 | Solapur |
| 14 | कोल्हापूर | 10 | 4 | 14 | 31 | 11 | 42 | .. | .. | .. | .. | .. | .. | Kolhapur |
| 15 | औरंगाबाद | 6 | 9 | 15 | 46 | 30 | 76 | .. | .. | .. | 3 | 1 | 4 | Aurangabad |
| 16 | जालना | 13 | 3 | 16 | 13 | 1 | 14 | .. | .. | .. | .. | 1 | 1 | Jalna |
| 17 | परभणी | 14 | 16 | 30 | 37 | 9 | 46 | .. | .. | .. | .. | .. | .. | Parbhani |
| 18 | बीड | 21 | 9 | 30 | 24 | 9 | 33 | .. | .. | .. | .. | .. | .. | Beed |
| 19 | नांदेड | 52 | 18 | 70 | 48 | 1 | 49 | .. | .. | .. | .. | .. | .. | Nanded |
| 20 | उस्मानाबाद | 6 | 1 | 7 | 29 | .. | 29 | .. | .. | .. | .. | .. | .. | Osmanabad |
| 21 | लातूर | 27 | 2 | 29 | 44 | .. | 44 | .. | .. | .. | .. | .. | .. | Latur |
| 22 | बुलढाणा | 25 | 11 | 36 | 68 | 5 | 73 | .. | .. | .. | .. | .. | .. | Buldana |
| 23 | अकोला | 14 | 5 | 19 | 22 | 5 | 27 | .. | .. | .. | .. | 1 | 1 | Akola |
| 24 | अमरावती | 31 | 36 | 67 | 16 | 5 | 21 | .. | .. | .. | .. | .. | .. | Amravati |
| 25 | यवतमाळ | 62 | 20 | 82 | 19 | 3 | 22 | .. | .. | .. | .. | .. | .. | Yavatmal |
| 26 | वर्धा | 48 | 6 | 54 | 4 | .. | 4 | .. | .. | .. | 1 | .. | 1 | Wardha |
| 27 | नागपूर | 45 | 32 | 77 | 5 | 34 | 39 | .. | .. | .. | .. | .. | .. | Nagpur |
| 28 | भंडारा | 93 | 12 | 105 | 15 | .. | 15 | 1 | .. | 1 | .. | 3 | 3 | Bhandara |
| 29 | चंद्रपूर | 53 | 5 | 58 | 8 | 1 | 9 | .. | .. | .. | 7 | .. | 7 | Chandrapur |
| 30 | गडचिरोली | 5 | .. | 5 | 7 | .. | 7 | .. | .. | .. | .. | .. | .. | Gadhchiroli |
| | महाराष्ट्र राज्य | 706 | 302 | 1,008 | 1,064 | 271 | 1,335 | 1 | .. | 1 | 21 | 10 | 31 | Maharashtra State |

तबता क्रमांक/TABLE No. 3.3.B (15.3)—contd.

| अनुक्रमांक Serial No. (1) | जिल्हा (2) | इतर ताप Other fevers | | | फुफुस दाह Pneumonia | | | क्षय Tuberculosis | | | डांग्या खोकला Whooping-Cough | | | District (2) |
|------------------------------------|------------------|--------------------------|------------------------|-----------------------|--------------------------|------------------------|-----------------------|--------------------------|------------------------|-----------------------|---------------------------------|------------------------|-----------------------|-------------------|
| | | ग्रामीण Rural (15) | नागरी Urban (16) | एकूण Total (17) | ग्रामीण Rural (18) | नागरी Urban (19) | एकूण Total (20) | ग्रामीण Rural (21) | नागरी Urban (22) | एकूण Total (23) | ग्रामीण Rural (24) | नागरी Urban (25) | एकूण Total (26) | |
| 1 | बृहन्मंबई | .. | 1 | 1 | .. | 7,715 | 7,715 | .. | 8,483 | 8,483 | .. | 38 | 38 | Greater Bombay |
| 2 | ठाणे | 289 | 314 | 603 | 7 | 222 | 229 | 322 | 579 | 901 | .. | .. | .. | Thane |
| 3 | रायगड | 372 | 44 | 416 | 7 | 18 | 25 | 191 | 64 | 255 | .. | .. | .. | Raigad |
| 4 | रत्नागिरी | 465 | 12 | 477 | 11 | 18 | 29 | 347 | 60 | 407 | .. | .. | .. | Ratnagiri |
| 5 | सिंधुदुर्ग | 324 | 15 | 339 | 15 | 45 | 60 | 256 | 41 | 297 | 2 | .. | 2 | Sindhudurg |
| 6 | नाशिक | 739 | 184 | 923 | 29 | 89 | 118 | 348 | 259 | 607 | 1 | .. | 1 | Nashik |
| 7 | धुळे | 1,653 | 72 | 1,725 | 43 | 33 | 76 | 546 | 161 | 707 | .. | .. | .. | Dhule |
| 8 | जळगांव | 2,476 | 249 | 2,725 | 34 | 21 | 55 | 488 | 205 | 693 | .. | .. | .. | Jalgaon |
| 9 | अहमदनगर | 518 | 23 | 541 | 37 | 61 | 98 | 426 | 188 | 614 | .. | .. | .. | Ahmednagar |
| 10 | पुणे | 238 | 178 | 416 | 32 | 749 | 781 | 324 | 894 | 1,218 | .. | 3 | 3 | Pune |
| 11 | सातारा | 485 | 43 | 528 | 54 | 51 | 105 | 422 | 147 | 569 | .. | .. | .. | Satara |
| 12 | सांगली | 298 | 94 | 392 | 8 | 133 | 141 | 325 | 114 | 439 | 1 | 1 | 2 | Sangli |
| 13 | सोलापूर | 363 | 235 | 518 | 12 | 163 | 175 | 381 | 425 | 806 | .. | 1 | 1 | Solapur |
| 14 | कोल्हापूर | 464 | 90 | 554 | 21 | 108 | 129 | 398 | 389 | 787 | 1 | 1 | 2 | Kolhapur |
| 15 | औरंगाबाद | 159 | 13 | 172 | 25 | 53 | 78 | 157 | 172 | 329 | 1 | .. | 1 | Aurangabad |
| 16 | जालना | 97 | 18 | 115 | .. | 12 | 12 | 108 | 49 | 157 | .. | .. | .. | Jalna |
| 17 | परभणी | 267 | 60 | 327 | 12 | 33 | 45 | 143 | 106 | 249 | .. | 1 | 1 | Parbhani |
| 18 | बीड | 158 | 46 | 204 | 7 | 25 | 32 | 102 | 76 | 178 | .. | .. | .. | Beed |
| 19 | नांदेड | 293 | 105 | 398 | 8 | 91 | 99 | 272 | 178 | 450 | 1 | .. | 1 | Nanded |
| 20 | उस्मानाबाद | 103 | 9 | 112 | 2 | 19 | 21 | 125 | 26 | 151 | .. | .. | .. | Osmanabad |
| 21 | लातूर | 83 | 9 | 92 | 2 | 6 | 8 | 90 | 19 | 109 | .. | .. | .. | Latur |
| 22 | बुलढाणा | 1,022 | 201 | 1,223 | 62 | 68 | 130 | 343 | 196 | 539 | .. | 1 | 1 | Buldana |
| 23 | अकोला | 579 | 83 | 662 | 27 | 21 | 48 | 255 | 259 | 514 | 2 | .. | 2 | Akola |
| 24 | अमरावती | 1,030 | 218 | 1,248 | 33 | 162 | 195 | 247 | 420 | 667 | .. | .. | .. | Amravati |
| 25 | यवतमाळ | 1,817 | 164 | 1,981 | 33 | 71 | 104 | 262 | 212 | 474 | 1 | .. | 1 | Yavatmal |
| 26 | वर्धा | 825 | 32 | 857 | 28 | 34 | 62 | 72 | 20 | 92 | .. | .. | .. | Wardha |
| 27 | नागपूर | 793 | 56 | 849 | 37 | 210 | 247 | 84 | 844 | 928 | .. | 1 | 1 | Nagpur |
| 28 | भंडारा | 2,001 | 133 | 2,134 | 143 | 58 | 201 | 369 | 183 | 552 | .. | .. | .. | Bhandara |
| 29 | चंद्रपूर | 1,612 | 101 | 1,713 | 49 | 34 | 83 | 229 | 59 | 288 | 1 | .. | 1 | Chandrapur |
| 30 | गडचिरोली | 981 | 1 | 982 | 18 | 1 | 19 | 82 | 2 | 84 | .. | .. | .. | Gadhchiroli |
| | महाराष्ट्र राज्य | 20,504 | 2,803 | 23,307 | 796 | 10,324 | 11,120 | 7,714 | 14,830 | 22,544 | 11 | 47 | 58 | Maharashtra State |

सकता क्रमांक/TABLE No. 3.3-B (15.3)—contd.

| अनुक्रमांक Serial No. | जिल्हा | पटकती Cholera | | | आमांश Dysentery | | | अतिसार Diarrhoea | | | हृदय विकार Heart attack | | | District | |
|-----------------------------|------------------|------------------|----------------|---------------|--------------------|----------------|---------------|---------------------|----------------|---------------|----------------------------|----------------|---------------|----------------|-------------------|
| | | ग्रामीण Rural | नागरी Urban | एकूण Total | ग्रामीण Rural | नागरी Urban | एकूण Total | ग्रामीण Rural | नागरी Urban | एकूण Total | ग्रामीण Rural | नागरी Urban | एकूण Total | | |
| (1) | (2) | (27) | (28) | (29) | (30) | (31) | (32) | (33) | (34) | (35) | (36) | (37) | (38) | (2) | |
| 1 | मुहम्बई | .. | .. | .. | .. | .. | .. | .. | 3,279 | 3,279 | .. | .. | .. | Greater Bombay | |
| 2 | ठाणे | .. | 29 | .. | 29 | 19 | 18 | 37 | 175 | 83 | 258 | 166 | 683 | 849 | Thane |
| 3 | रायगड | .. | 3 | .. | 3 | 14 | 7 | 21 | 115 | 7 | 122 | 116 | 123 | 239 | Raigad |
| 4 | रत्नागिरी | .. | 2 | .. | 2 | 34 | 6 | 40 | 123 | 7 | 130 | 208 | 98 | 306 | Ratnagiri |
| 5 | सिंधुदुर्ग | .. | .. | .. | .. | 20 | 6 | 26 | 38 | 5 | 43 | 251 | 100 | 351 | Sindhudurg |
| 6 | नाशिक | .. | 3 | .. | 3 | 6 | 6 | 12 | 210 | 76 | 286 | 222 | 487 | 709 | Nashik |
| 7 | धुळे | .. | 2 | .. | 2 | 8 | 1 | 9 | 185 | 26 | 211 | 148 | 146 | 294 | Dhule |
| 8 | जळगांव | .. | 1 | .. | 1 | 6 | 4 | 10 | 167 | 27 | 194 | 242 | 220 | 462 | Jalgaon |
| 9 | अहमदनगर | .. | 3 | .. | 3 | 7 | 6 | 13 | 122 | 54 | 176 | 313 | 160 | 473 | Ahmadnagar |
| 10 | पुणे | .. | 7 | 2 | 9 | 7 | 47 | 54 | 149 | 692 | 841 | 193 | 1,375 | 1,568 | Pune |
| 11 | सातारा | .. | .. | 1 | 1 | 10 | 10 | 20 | 222 | 31 | 253 | 324 | 242 | 566 | Satara |
| 12 | सांगली | .. | 2 | .. | 2 | 1 | 11 | 12 | 140 | 9 | 149 | 298 | 237 | 535 | Sangli |
| 13 | सोलापूर | .. | 11 | 1 | 12 | 2 | 48 | 50 | 96 | 81 | 177 | 138 | 305 | 443 | Solapur |
| 14 | कोल्हापूर | .. | 3 | .. | 3 | 9 | 15 | 24 | 250 | 45 | 295 | 424 | 470 | 894 | Kolhapur |
| 15 | औरंगाबाद | .. | .. | .. | .. | 2 | .. | 2 | 24 | 2 | 26 | 55 | 154 | 209 | Aurangabad |
| 16 | जालना | .. | 1 | .. | 1 | 1 | 1 | 2 | 8 | .. | 8 | 20 | 50 | 70 | Jalna |
| 17 | परभणी | .. | .. | .. | .. | 1 | 1 | 2 | 29 | 19 | 48 | 49 | 127 | 76 | Parbhani |
| 18 | बीड | .. | 3 | .. | 3 | 1 | .. | 1 | 35 | 10 | 45 | 37 | 96 | 133 | Beed |
| 19 | नांदेड | .. | .. | .. | .. | 2 | 1 | 3 | 45 | 39 | 84 | 48 | 105 | 153 | Nanded |
| 20 | उस्मानाबाद | .. | .. | 2 | 2 | 1 | .. | 1 | 38 | 2 | 40 | 43 | 64 | 107 | Osmanabad |
| 21 | लातूर | .. | 1 | .. | 1 | .. | .. | .. | 21 | 9 | 30 | 23 | 37 | 60 | Latur |
| 22 | बुलढाणा | .. | .. | .. | .. | 8 | 8 | 16 | 301 | 98 | 399 | 77 | 156 | 233 | Buldana |
| 23 | अकोला | .. | 2 | .. | 2 | 9 | 7 | 16 | 235 | 56 | 291 | 76 | 413 | 489 | Akola |
| 24 | अमरावती | .. | .. | .. | .. | 36 | .. | 36 | 381 | 221 | 602 | 100 | 215 | 315 | Amravati |
| 25 | यवतमाळ | .. | 3 | .. | 3 | 1 | 9 | 10 | 211 | 52 | 263 | 81 | 152 | 233 | Yavatmal |
| 26 | वर्धा | .. | 2 | 1 | 3 | 3 | 3 | 6 | 137 | 11 | 148 | 28 | 165 | 193 | Wardha |
| 27 | नागपूर | .. | 4 | .. | 4 | 3 | 11 | 14 | 45 | 28 | 73 | 58 | 778 | 836 | Nagpur |
| 28 | भंडारा | .. | 1 | .. | 1 | 5 | 2 | 7 | 70 | 17 | 87 | 174 | 318 | 492 | Bhandara |
| 29 | चंद्रपूर | .. | 6 | .. | 6 | 9 | .. | 9 | 242 | 42 | 284 | 107 | 100 | 207 | Chandrapur |
| 30 | गडचिरोली | .. | 5 | .. | 5 | 1 | .. | 1 | 114 | 1 | 115 | 14 | 3 | 17 | Gadchiroli |
| | महाराष्ट्र राज्य | .. | 94 | 7 | 101 | 226 | 228 | 454 | 3,928 | 5,029 | 8,957 | 4,033 | 7,579 | 11,612 | Maharashtra State |

तक्ता क्रमांक / TABLE No. 3.3.B (15.3)—contd.

A-290-44.

| अनुक्रमांक Serial No. | जिल्हा | घटसर्प Diphtheria | | | पोलियो Polio mylities | | | कुष्ठरोग Leprosy | | | कर्करोग Cancer | | | District |
|-----------------------------|------------------|----------------------|----------------|---------------|--------------------------|----------------|---------------|---------------------|----------------|---------------|-------------------|----------------|---------------|-------------------|
| | | ग्रामीण Rural | नागरी Urban | एकूण Total | ग्रामीण Rural | नागरी Urban | एकूण Total | ग्रामीण Rural | नागरी Urban | एकूण Total | ग्रामीण Rural | नागरी Urban | एकूण Total | |
| (1) | (2) | (39) | (40) | (41) | (42) | (43) | (44) | (45) | (46) | (47) | (48) | (49) | (50) | (2) |
| 1 | बृहन्मंबई | .. | 17 | 17 | .. | 83 | 83 | .. | 60 | 60 | .. | 3,099 | 3,099 | Greater Bombay |
| 2 | ठाणे | .. | .. | 2 | 3 | 1 | 4 | 14 | 4 | 18 | 82 | 199 | 281 | Thane |
| 3 | रायगड | .. | 1 | 3 | 2 | 1 | 3 | 4 | .. | 4 | 60 | 30 | 90 | Raigad |
| 4 | रत्नागिरी | .. | 1 | 2 | 1 | 1 | 2 | 14 | .. | 14 | 110 | 16 | 126 | Ratnagiri |
| 5 | सिंधुदुर्ग | .. | 5 | 5 | 2 | .. | 2 | 2 | 1 | 3 | 136 | 18 | 154 | Sindhudurg |
| 6 | नाशिक | .. | 1 | 7 | 3 | 1 | 4 | 18 | 11 | 29 | 184 | 119 | 303 | Nashik |
| 7 | धुळे | .. | 1 | 4 | 3 | .. | 3 | 16 | 2 | 18 | 129 | 67 | 196 | Dhule |
| 8 | जळगांव | .. | 2 | 15 | 3 | 1 | 4 | 24 | 4 | 28 | 208 | 91 | 299 | Jalgaon |
| 9 | अहमदनगर | .. | 4 | 26 | 8 | 1 | 9 | 20 | 9 | 29 | 316 | 66 | 382 | Ahmadnagar |
| 10 | पुणे | .. | 10 | 15 | 2 | 8 | 10 | 16 | 25 | 41 | 207 | 494 | 701 | Pune |
| 11 | सातारा | .. | 2 | 5 | 9 | 2 | 11 | 26 | 1 | 27 | 312 | 50 | 362 | Satara |
| 12 | सांगली | .. | .. | 2 | 3 | 3 | 6 | 19 | 6 | 25 | 258 | 89 | 347 | Sangli |
| 13 | सोलापूर | .. | 7 | 24 | 5 | 6 | 11 | 41 | 13 | 54 | 204 | 186 | 390 | Solapur |
| 14 | कोल्हापूर | .. | 2 | 4 | 10 | 1 | 11 | 20 | 10 | 30 | 315 | 141 | 456 | Kolhapur |
| 15 | औरंगाबाद | .. | .. | 5 | 2 | 3 | 5 | 7 | 2 | 9 | 54 | 98 | 152 | Aurangabad |
| 16 | जालना | .. | 1 | 1 | .. | .. | .. | 2 | .. | 2 | 18 | 9 | 27 | Jalna |
| 17 | परभणी | .. | .. | .. | 1 | .. | 1 | 7 | 1 | 8 | 37 | 37 | 74 | Parbhani |
| 18 | बीड | .. | 1 | 3 | 5 | 1 | 6 | 14 | 1 | 15 | 60 | 23 | 83 | Beed |
| 19 | नांदेड | .. | .. | 5 | 2 | .. | 2 | 24 | .. | 24 | 66 | 20 | 86 | Nanded |
| 20 | उस्मानाबाद | .. | .. | .. | .. | .. | .. | 28 | 2 | 30 | 42 | 14 | 56 | Osmanabad |
| 21 | लातूर | .. | .. | 1 | .. | .. | .. | 21 | .. | 21 | 45 | 9 | 54 | Latur |
| 22 | बुलढाणा | .. | 2 | 8 | .. | .. | .. | 22 | 4 | 26 | 121 | 33 | 154 | Buldana |
| 23 | अकोला | .. | .. | 2 | 2 | .. | 2 | 19 | 5 | 24 | 162 | 81 | 243 | Akola |
| 24 | अमरावती | .. | 5 | 7 | 2 | 4 | 6 | 28 | 9 | 37 | 122 | 106 | 228 | Amravati |
| 25 | यवतमाळ | .. | .. | 5 | 5 | 3 | 8 | 20 | 2 | 22 | 62 | 49 | 111 | Yavatmal |
| 26 | वर्धा | .. | .. | 2 | 2 | .. | 2 | 8 | .. | 8 | 35 | 22 | 57 | Wardha |
| 27 | नागपूर | .. | 18 | 19 | 3 | 6 | 9 | 3 | 30 | 33 | 32 | 407 | 439 | Nagpur |
| 28 | भंडारा | .. | 1 | 7 | 5 | .. | 5 | 24 | 8 | 32 | 116 | 27 | 143 | Bhandara |
| 29 | चंद्रपूर | .. | 2 | 10 | .. | 2 | 2 | 26 | .. | 26 | 53 | 21 | 74 | Chandrapur |
| 30 | गडचिरोली | .. | .. | 5 | .. | .. | .. | 15 | .. | 15 | 15 | 2 | 17 | Gadchiroli |
| | महाराष्ट्र राज्य | .. | 128 | 211 | 83 | 128 | 211 | 502 | 210 | 712 | 3,561 | 5,623 | 9,184 | Maharashtra State |

तबला कमीक/TABLE No. 3.3-B (15.3)—contd.

| अनु.मांक Serial No. | जिल्हा (2) | धनुर्वात Tetanus | | | कावाळ Jaundice | | | अलर्क Rabies | | | आत्महत्या Suicide | | | District (2) | |
|---------------------------|---------------|---------------------|----------------|---------------|-------------------|----------------|---------------|------------------|----------------|---------------|----------------------|----------------|---------------|-----------------|-------------------|
| | | ग्रामीण Rural | नागरी Urban | एकूण Total | ग्रामीण Rural | नागरी Urban | एकूण Total | ग्रामीण Rural | नागरी Urban | एकूण Total | ग्रामीण Rural | नागरी Urban | एकूण Total | | |
| (1) | (2) | (51) | (52) | (53) | (54) | (55) | (56) | (57) | (58) | (59) | (60) | (61) | (62) | (2) | |
| 1 | बृहन्मंबई | .. | .. | .. | .. | .. | .. | .. | 59 | 59 | .. | .. | .. | Greater Bombay | |
| 2 | ठाणे | .. | 12 | 15 | 27 | 36 | 51 | 87 | 12 | 1 | 13 | 37 | 7 | 44 | Thane |
| 3 | रायगड | .. | 11 | 13 | 24 | 24 | 13 | 37 | 4 | 2 | 6 | 6 | 1 | 7 | Raigad |
| 4 | रत्नागिरी | .. | 10 | 14 | 24 | 47 | 2 | 49 | 5 | 2 | 7 | 14 | .. | 14 | Ratnagiri |
| 5 | सिंधुदुर्ग | .. | 9 | 9 | 18 | 34 | 5 | 39 | 6 | 1 | 7 | 13 | 1 | 14 | Sindhudurg |
| 6 | नाशिक | .. | 33 | 43 | 76 | 55 | 41 | 96 | 13 | 6 | 19 | 17 | 5 | 22 | Nashik |
| 7 | धुळे | .. | 27 | 37 | 64 | 27 | 15 | 42 | 11 | 4 | 15 | 17 | 10 | 27 | Dhule |
| 8 | जळगांव | .. | 30 | 13 | 43 | 43 | 28 | 71 | 12 | 7 | 19 | 14 | 4 | 18 | Jalgaon |
| 9 | अहमदनगर | .. | 25 | 26 | 51 | 64 | 11 | 75 | 8 | 3 | 11 | 29 | 3 | 32 | Ahmadnagar |
| 10 | पुणे | .. | 10 | 66 | 76 | 38 | 45 | 83 | 7 | 23 | 30 | 18 | 9 | 27 | Pune |
| 11 | सातारा | .. | 21 | 15 | 36 | 73 | 15 | 88 | 3 | 2 | 5 | 58 | 5 | 63 | Satara |
| 12 | सांगली | .. | 16 | 28 | 44 | 31 | 4 | 35 | 2 | 4 | 6 | 32 | 2 | 34 | Sangli |
| 13 | सोलापूर | .. | 40 | 82 | 122 | 101 | 37 | 138 | 13 | 9 | 22 | 38 | 8 | 46 | Solapur |
| 14 | कोल्हापूर | .. | 15 | 25 | 40 | 47 | 25 | 72 | 6 | 11 | 17 | 23 | 16 | 39 | Kolhapur |
| 15 | औरंगाबाद | .. | 6 | 40 | 46 | 12 | 3 | 15 | 7 | 6 | 13 | 3 | 2 | 5 | Aurangabad |
| 16 | जालना | .. | 10 | 22 | 32 | 2 | 2 | 4 | 3 | .. | 3 | 10 | .. | 10 | Jalna |
| 17 | परभणी | .. | 21 | 37 | 58 | 11 | 12 | 23 | 8 | 2 | 10 | 18 | .. | 18 | Parbhani |
| 18 | बीड | .. | 12 | 34 | 46 | 10 | 2 | 12 | 5 | 1 | 6 | 18 | 1 | 19 | Beed |
| 19 | नांदेड | .. | 58 | 83 | 141 | 29 | 7 | 36 | 10 | 1 | 11 | 26 | 4 | 30 | Nanded |
| 20 | उस्मानाबाद | .. | 10 | 5 | 15 | 20 | 10 | 30 | 7 | .. | 7 | 23 | 3 | 26 | Osmanabad |
| 21 | लातूर | .. | 25 | 15 | 40 | 36 | 6 | 42 | 4 | 2 | 6 | 12 | 2 | 14 | Latur |
| 22 | बुलढाणा | .. | 32 | 56 | 88 | 12 | 4 | 16 | 16 | 3 | 19 | 32 | 1 | 33 | Buldhana |
| 23 | अकोला | .. | 39 | 99 | 138 | 21 | 8 | 29 | 7 | .. | 7 | 24 | 1 | 25 | Akola |
| 24 | अमरावती | .. | 39 | 81 | 120 | 29 | 12 | 41 | 11 | 21 | 32 | 30 | 4 | 34 | Amravati |
| 25 | यवतमाळ | .. | 37 | 93 | 130 | 51 | 12 | 63 | 10 | 7 | 17 | 58 | 18 | 76 | Yavatmal |
| 26 | वर्धा | .. | 17 | 8 | 25 | 9 | 1 | 10 | 5 | .. | 5 | 35 | 3 | 38 | Wardha |
| 27 | नागपूर | .. | 27 | 98 | 125 | 2 | 9 | 11 | 14 | 15 | 29 | 15 | 37 | 42 | Nagpur |
| 28 | भंडारा | .. | 48 | 41 | 89 | 5 | 4 | 9 | 20 | 4 | 24 | 19 | 1 | 20 | Bhandara |
| 29 | चंद्रपूर | .. | 45 | 44 | 89 | 6 | 5 | 11 | 14 | 1 | 15 | 18 | 15 | 33 | Chandrapur |
| 30 | गडचिरोली | .. | 16 | .. | 16 | 2 | .. | 2 | 7 | .. | 7 | 3 | .. | 3 | Gadchiroli |
| महाराष्ट्र राज्य | | .. | 701 | 1,142 | 1,843 | 877 | 389 | 1,266 | 250 | 137 | 447 | 660 | 163 | 823 | Maharashtra State |

तक्ता क्रमांक/TABLE No. 3.3-B (15.3)—contd.

| अनुक्रमांक Serial No. | जिल्हा | दुखापतीचा तपशील/Details of Injuries | | | | | | | | | | | | District | |
|-----------------------------|------------------|-------------------------------------|----------------|---------------|-------------------|----------------|---------------|---|----------------|---------------|---|----------------|---------------|----------------|-------------------|
| | | भाजणे Accidental Burns | | | दुडणे Drowning | | | अन्नामधील विषबाधा व्यतिरिक्त इतर विषबाधा Accidental poisoning other than food poisoning | | | वाहतुकीचे अपघात Transport, Traffic Accidents | | | | |
| | | ग्रामीण Rural | नागरी Urban | एकूण Total | ग्रामीण Rural | नागरी Urban | एकूण Total | ग्रामीण Rural | नागरी Urban | एकूण Total | ग्रामीण Rural | नागरी Urban | एकूण Total | | |
| (1) | (2) | (63) | (64) | (65) | (66) | (67) | (68) | (69) | (70) | (71) | (72) | (73) | (74) | (2) | |
| 1 | बृहन्मुंबई | .. | .. | .. | .. | 317 | 317 | .. | .. | .. | .. | 780 | 780 | Greater Bombay | |
| 2 | ठाणे | .. | .. | .. | .. | .. | .. | .. | .. | .. | .. | .. | .. | Thane | |
| 3 | रायगड | .. | 12 | 19 | 31 | 46 | 7 | 53 | 4 | 1 | 5 | 43 | 10 | 53 | Raigad |
| 4 | रत्नागिरी | .. | .. | .. | .. | .. | .. | .. | .. | .. | .. | .. | .. | .. | Ratnagiri |
| 5 | सिंधुदुर्ग | .. | .. | .. | .. | .. | .. | .. | .. | .. | .. | .. | .. | .. | Sindhudurg |
| 6 | नाशिक | .. | 64 | 129 | 193 | 113 | 18 | 131 | 1 | 11 | 12 | 60 | 41 | 101 | Nashik |
| 7 | धुळे | .. | 27 | 179 | 206 | 39 | 7 | 46 | 4 | 2 | 6 | 36 | 27 | 63 | Dhule |
| 8 | जळगांव | .. | 34 | 79 | 113 | 57 | 11 | 68 | .. | .. | .. | 32 | 43 | 75 | Jalgaon |
| 9 | अहमदनगर | .. | .. | .. | .. | .. | .. | .. | .. | .. | .. | .. | .. | .. | Ahmadnagar |
| 10 | पुणे | .. | .. | .. | .. | .. | .. | .. | .. | .. | .. | .. | .. | .. | Pune |
| 11 | सातारा | .. | .. | .. | .. | .. | .. | .. | .. | .. | .. | .. | .. | .. | Satara |
| 12 | सांगली | .. | .. | .. | .. | .. | .. | .. | .. | .. | .. | .. | .. | .. | Sangli |
| 13 | सोलापूर | .. | .. | .. | .. | .. | .. | .. | .. | .. | .. | .. | .. | .. | Solapur |
| 14 | कोल्हापूर | .. | .. | .. | .. | .. | .. | .. | .. | .. | .. | .. | .. | .. | Kolhapur |
| 15 | औरंगाबाद | .. | 20 | 24 | 44 | 50 | 6 | 56 | 3 | 2 | 5 | 10 | 3 | 13 | Aurangabad |
| 16 | जालना | .. | 10 | 21 | 31 | 30 | 1 | 31 | .. | .. | .. | 3 | .. | 3 | Jalna |
| 17 | परभणी | .. | 14 | 47 | 61 | 71 | 8 | 79 | 3 | 3 | 6 | 6 | 10 | 16 | Parbhani |
| 18 | बीड | .. | 25 | 74 | 99 | 72 | 1 | 73 | 2 | 1 | 3 | 13 | 5 | 18 | Beed |
| 19 | नांदेड | .. | 10 | 35 | 45 | 139 | 13 | 152 | 5 | 7 | 12 | 11 | 4 | 15 | Nanded |
| 20 | उस्मानाबाद | .. | 16 | 20 | 36 | 63 | 4 | 67 | 1 | 1 | 2 | 6 | 1 | 7 | Osmanabad |
| 21 | लातूर | .. | 8 | 16 | 24 | 59 | 1 | 60 | 1 | 3 | 4 | 7 | 1 | 8 | Latur |
| 22 | बुलढाणा | .. | .. | .. | .. | .. | .. | .. | .. | .. | .. | .. | .. | .. | Buldana |
| 23 | अकोला | .. | .. | .. | .. | .. | .. | .. | .. | .. | .. | .. | .. | .. | Akola |
| 24 | अमरावती | .. | .. | .. | .. | .. | .. | .. | .. | .. | .. | .. | .. | .. | Amravati |
| 25 | यवतमाळ | .. | .. | .. | .. | .. | .. | .. | .. | .. | .. | .. | .. | .. | Yavatmal |
| 26 | वर्धा | .. | .. | .. | .. | .. | .. | .. | .. | .. | .. | .. | .. | .. | Wardha |
| 27 | नागपूर | .. | .. | .. | .. | .. | .. | .. | .. | .. | .. | .. | .. | .. | Nagpur |
| 28 | भंडारा | .. | .. | .. | .. | .. | .. | .. | .. | .. | .. | .. | .. | .. | Bhandara |
| 29 | चंद्रपूर | .. | .. | .. | .. | .. | .. | .. | .. | .. | .. | .. | .. | .. | Chandrapur |
| 30 | गडचिरोली | .. | .. | .. | .. | .. | .. | .. | .. | .. | .. | .. | .. | .. | Gadchiroli |
| | महाराष्ट्र राज्य | .. | 757 | 284 | 3,598 | 2,750 | 825 | 3,575 | 107 | 165 | 272 | 633 | 1,134 | 1,767 | Maharashtra State |

तबता क्रमांक/TABLE No. 3.3-B (15.3)—contd.

| अनुक्रमांक Serial No. | जिल्हा (2) | दुखापतीचा तपशील/Details of injuries | | | | | | | | | | | | | | | District (2) |
|-----------------------------|------------------|--|----------------|---------------|-----------------------|----------------|---------------|------------------------|----------------|---------------|-----------------------------|----------------|---------------|---|----------------|---------------|----------------------|
| | | इतर वर्गीकरण न केलेले इतर अपघात Other Accidents not classified | | | मनुष्य वध Homicide | | | सर्प दंश Snake bite | | | सानटी जनावरे Wild beasts | | | सापाव्यतिरिक्त इतर विषारी प्राणी दंश Bites of sting of vanomocis animals except snake bites | | | |
| | | ग्रामीण Rural | नागरी Urban | एकूण Total | ग्रामीण Rural | नागरी Urban | एकूण Total | ग्रामीण Rural | नागरी Urban | एकूण Total | ग्रामीण Rural | नागरी Urban | एकूण Total | ग्रामीण Rural | नागरी Urban | एकूण Total | |
| (1) | (2) | (75) | (76) | (77) | (78) | (79) | (80) | (81) | (82) | (83) | (84) | (85) | (86) | (87) | (88) | (89) | (2) |
| 1 | बृहन्मंबई | .. | 4,658 | 4,658 | .. | 41 | 41 | .. | 3 | 3 | .. | .. | .. | .. | .. | .. | Greater Bombay |
| 2 | ठाणे | .. | 62 | 228 | 290 | 17 | 7 | 24 | 74 | 4 | 78 | .. | .. | .. | 15 | 1 | 16 Thane |
| 3 | रायगड | .. | 57 | .. | 83 | 4 | 2 | 6 | 30 | 11 | 41 | .. | .. | .. | 28 | 6 | 34 Raigad |
| 4 | रत्नागिरी | .. | 27 | 15 | 42 | 3 | .. | 3 | 26 | 9 | 35 | 6 | .. | 6 | 15 | .. | 15 Ratnagiri |
| 5 | सिंधुदुर्ग | .. | 14 | 3 | 17 | 5 | .. | 5 | 15 | 5 | 20 | .. | .. | .. | 2 | .. | 2 Sindhudurg |
| 6 | नाशिक | .. | 90 | 56 | 146 | 9 | 1 | 10 | 96 | 9 | 105 | 2 | .. | 2 | 1 | .. | 1 Nashik |
| 7 | धुळे | .. | 39 | 94 | 133 | 14 | 2 | 16 | 71 | 3 | 74 | .. | 1 | 1 | 1 | 1 | 2 Dhule |
| 8 | जळगांव | .. | 62 | 54 | 116 | 8 | .. | 8 | 48 | 9 | 57 | 2 | .. | 2 | 1 | .. | 1 Jalgaon |
| 9 | अहमदनगर | .. | 85 | 72 | 157 | 16 | 2 | 18 | 35 | 10 | 45 | .. | .. | .. | 1 | 3 | 4 Ahmadnagar |
| 10 | पुणे | .. | 100 | 539 | 639 | 8 | 1 | 9 | 40 | 11 | 51 | .. | 1 | 1 | .. | .. | .. Pune |
| 11 | सातारा | .. | 62 | 42 | 104 | 10 | 3 | 13 | 28 | 14 | 42 | .. | .. | .. | .. | .. | .. Satara |
| 12 | सांगली | .. | 36 | 31 | 67 | 17 | .. | 17 | 18 | 5 | 23 | .. | .. | .. | .. | .. | .. Sangli |
| 13 | सोलापूर | .. | 67 | 44 | 111 | 26 | 4 | 30 | 59 | 10 | 69 | 1 | .. | 1 | 1 | 2 | 3 Solapur |
| 14 | कोल्हापूर | .. | 73 | 98 | 171 | 5 | 1 | 6 | 33 | 4 | 37 | .. | .. | .. | .. | 1 | 1 Kolhapur |
| 15 | औरंगाबाद | .. | 47 | 13 | 60 | .. | .. | .. | 16 | 1 | 17 | .. | 1 | 1 | .. | .. | .. Aurangabad |
| 16 | जालना | .. | 19 | 14 | 33 | 2 | .. | 2 | 11 | 2 | 13 | .. | .. | .. | .. | 1 | 1 Jalna |
| 17 | परभणी | .. | 26 | 18 | 44 | 2 | 1 | 3 | 27 | 5 | 32 | .. | .. | .. | 2 | .. | 2 Parbhani |
| 18 | बीड | .. | 47 | 14 | 61 | 6 | 1 | 7 | 25 | 4 | 29 | .. | .. | .. | .. | .. | .. Beed |
| 19 | नांदेड | .. | 50 | 19 | 69 | 6 | 1 | 7 | 47 | 4 | 51 | 1 | .. | 1 | 1 | .. | 1 Nanded |
| 20 | उस्मानाबाद | .. | 45 | 12 | 57 | 3 | .. | 3 | 25 | 2 | 27 | .. | .. | .. | .. | .. | 1 Osmanabad |
| 21 | लातूर | .. | 58 | 15 | 73 | 9 | .. | 9 | 26 | 6 | 32 | .. | .. | .. | 2 | .. | 2 Later |
| 22 | बुलढाणा | .. | 53 | 22 | 75 | 3 | 1 | 4 | 29 | 8 | 37 | .. | .. | .. | .. | .. | .. Buldhana |
| 23 | अकोला | .. | 38 | 32 | 70 | 8 | 1 | 9 | 18 | 4 | 22 | .. | .. | .. | .. | .. | .. Akola |
| 24 | अमरावती | .. | 57 | 71 | 128 | 13 | 1 | 14 | 36 | 7 | 43 | .. | .. | .. | .. | .. | .. Amravati |
| 25 | यवतमाळ | .. | 40 | 24 | 64 | 6 | 5 | 11 | 38 | 2 | 40 | .. | 1 | 1 | .. | 1 | 1 Yavatmal |
| 26 | वर्धा | .. | 26 | 12 | 38 | 6 | .. | 6 | 24 | 1 | 25 | 1 | .. | 1 | 1 | .. | 1 Wardha |
| 27 | नागपूर | .. | 36 | 115 | 151 | 4 | 20 | 24 | 27 | .. | 27 | .. | .. | .. | .. | 8 | 8 Nagpur |
| 28 | भंडारा | .. | 35 | 22 | 57 | 18 | .. | 18 | 45 | 3 | 48 | .. | .. | .. | 3 | .. | 3 Bhandara |
| 29 | चंद्रपूर | .. | 37 | 19 | 56 | 5 | 3 | 8 | 16 | 2 | 18 | 1 | .. | 1 | .. | .. | .. Chandrapur |
| 30 | गडचिरोली | .. | 15 | .. | 15 | 6 | .. | 6 | 18 | .. | 18 | 1 | .. | 1 | .. | .. | .. Gadchiroli |
| | महाराष्ट्र राज्य | .. | 1,403 | 6,382 | 7,785 | 239 | 98 | 337 | 1,001 | 158 | 1,159 | 15 | 4 | 19 | 75 | 24 | 99 Maharashtra State |

तक्ता क्रमांक/TABLE No, 3.3(B) (15.3)—contd.

A-290-45.

| अनुक्रमांक Serial No. | जिल्हा | एकूण दुखापती Total of injuries | | | मातेच्या आरोग्य-विषयक कारणे Maternal causes | | | अपरिपक्वता Pre-maturity | | | District |
|-----------------------------|------------|-----------------------------------|----------------|---------------|--|----------------|---------------|----------------------------|----------------|---------------|-------------------|
| | | ग्रामीण Rural | नागरी Urban | एकूण Total | ग्रामीण Rural | नागरी Urban | एकूण Total | ग्रामीण Rural | नागरी Urban | एकूण Total | |
| (1) | (2) | (90) | (91) | (92) | (93) | (94) | (95) | (96) | (97) | (98) | (2) |
| 1 | वृहन्मंबई | .. | 5,799 | 5,799 | .. | 51 | 51 | .. | .. | .. | Greater Bombay |
| 2 | ठाणे | 334 | 522 | 856 | 22 | 27 | 49 | 21 | 253 | 274 | Thane |
| 3 | रायगड | 230 | 83 | 313 | 16 | 7 | 23 | 19 | 45 | 64 | Raigad |
| 4 | रत्नागिरी | 205 | 68 | 273 | 28 | 12 | 40 | 19 | 10 | 29 | Ratnagiri |
| 5 | सिंधुदुर्ग | 136 | 26 | 162 | 18 | 5 | 23 | 15 | 58 | 73 | Sindhudurg |
| 6 | नाशिक | 453 | 270 | 723 | 65 | 41 | 106 | 38 | 174 | 212 | Nashik |
| 7 | धुळे | 248 | 326 | 574 | 54 | 27 | 81 | 50 | 49 | 99 | Dhule |
| 8 | जळगाव | 258 | 200 | 458 | 74 | 22 | 96 | 117 | 29 | 146 | Jalgaon |
| 9 | अहमदनगर | 576 | 287 | 863 | 78 | 44 | 122 | 125 | 161 | 286 | Ahmadnagar |
| 10 | पुणे | 413 | 1,207 | 1,620 | 38 | 22 | 60 | 101 | 1,238 | 1,339 | Pune |
| 11 | सातारा | 467 | 162 | 629 | 37 | 23 | 60 | 42 | 95 | 137 | Satara |
| 12 | सांगली | 268 | 130 | 398 | 35 | 54 | 89 | 20 | 90 | 110 | Sangli |
| 13 | सोलापूर | 429 | 176 | 605 | 67 | 79 | 146 | 85 | 280 | 365 | Solapur |
| 14 | कोल्हापूर | 341 | 227 | 568 | 51 | 41 | 92 | 36 | 390 | 426 | Kolhapur |
| 15 | औरंगाबाद | 149 | 52 | 201 | 34 | 41 | 75 | 22 | 232 | 254 | Aurangabad |
| 16 | जालना | 85 | 39 | 124 | 18 | 15 | 33 | 5 | .. | 5 | Jalna |
| 17 | परभणी | 169 | 92 | 261 | 28 | 26 | 54 | 12 | 33 | 45 | Parbhani |
| 18 | बीड | 208 | 101 | 309 | 35 | 44 | 79 | 16 | 32 | 48 | Beed |
| 19 | नांदेड | 296 | 87 | 383 | 56 | 52 | 108 | 22 | 56 | 78 | Nanded |
| 20 | उस्मानाबाद | 183 | 43 | 226 | 30 | 6 | 36 | .. | 15 | 15 | Osmanabad |
| 21 | लातूर | 182 | 44 | 226 | 46 | 13 | 59 | 8 | 1 | 9 | Latur |
| 22 | बुलढाणा | 229 | 125 | 354 | 46 | 36 | 82 | 74 | 121 | 195 | Buldana |
| 23 | अकोला | 192 | 279 | 471 | 36 | 20 | 56 | 44 | 242 | 286 | Akola |
| 24 | अमरावती | 276 | 297 | 573 | 42 | 55 | 97 | 54 | 234 | 288 | Amravati |
| 25 | यवतमाळ | 278 | 163 | 441 | 35 | 30 | 65 | 28 | 22 | 50 | Yavatmal |
| 26 | वर्धा | 202 | 50 | 252 | 14 | 15 | 29 | 32 | 28 | 60 | Wardha |
| 27 | नागपूर | 172 | 722 | 894 | 24 | 34 | 58 | 10 | 411 | 421 | Nagpur |
| 28 | भंडारा | 356 | 100 | 456 | 63 | 76 | 139 | 35 | 113 | 148 | Bhandara |
| 29 | चंद्रपूर | 199 | 114 | 313 | 43 | 47 | 90 | 10 | 23 | 33 | Chandrapur |
| 30 | गडचिरोली | 106 | 3 | 109 | 14 | .. | 14 | 5 | .. | 5 | Gadchiroli |
| महाराष्ट्र राज्य | | 7,640 | 11,794 | 19,434 | 147 | 965 | 2,112 | 1,065 | 4,435 | 5,500 | Maharashtra State |

तक्ता क्रमांक/TABLE No. 3.3-B (15.3)—contd.

| अनुक्रमांक Serial No. | जिल्हा (2) | मेंदूचा ज्वर Manigitis | | | मेंदूचा पक्षाघात Cerebrovascular paralysis | | | घशाचा दाह व दमा Bronchitis and Asthama | | | जुने पांथरीचे रोग Chronic liver diseases and Cirrhosis | | | District (2) | |
|-----------------------------|---------------|---------------------------|----------------|---------------|---|----------------|---------------|---|----------------|---------------|--|----------------|---------------|-------------------|------------|
| | | ग्रामीण Rural | नागरी Urban | एकूण Total | ग्रामीण Rural | नागरी Urban | एकूण Total | ग्रामीण Rural | नागरी Urban | एकूण Total | ग्रामीण Rural | नागरी Urban | एकूण Total | | |
| | | (99) | (100) | (101) | (102) | (103) | (104) | (105) | (106) | (107) | (108) | (109) | (110) | | |
| 1 | बृहन्मुंबई | .. | .. | .. | .. | .. | .. | .. | 4,049 | 4,049 | .. | .. | .. | Greater Bombay | |
| 2 | ठाणे | .. | 22 | 22 | 70 | 96 | 166 | 314 | 452 | 766 | 38 | 111 | 149 | Thane | |
| 3 | रायगड | .. | 5 | 11 | 16 | 37 | 75 | 126 | 39 | 165 | 16 | 23 | 39 | Raigad | |
| 4 | रत्नागिरी | .. | 3 | 12 | 15 | 163 | 48 | 211 | 439 | 16 | 455 | 39 | 15 | 54 | Ratnagiri |
| 5 | सिंधुदुर्ग | .. | 2 | 16 | 18 | 183 | 30 | 213 | 563 | 40 | 603 | 57 | 19 | 76 | Sindhudurg |
| 6 | नाशिक | .. | 1 | 31 | 32 | 120 | 94 | 214 | 992 | 225 | 1,217 | 14 | 66 | 80 | Nashik |
| 7 | धुळे | .. | 1 | 17 | 18 | 127 | 45 | 172 | 1,037 | 136 | 1,173 | 16 | 24 | 40 | Dhule |
| 8 | जळगांव | .. | .. | 4 | 4 | 89 | 60 | 149 | 1,542 | 301 | 1,843 | 9 | 19 | 28 | Jalgaon |
| 9 | अहमदनगर | .. | .. | 38 | 38 | 136 | 27 | 163 | 955 | 132 | 1,087 | 58 | 58 | 116 | Ahmadnagar |
| 10 | पुणे | .. | 1 | 131 | 132 | 83 | 342 | 425 | 460 | 297 | 757 | 39 | 336 | 375 | Pune |
| 11 | सातारा | .. | 1 | 17 | 18 | 141 | 58 | 199 | 835 | 63 | 898 | 76 | 52 | 128 | Satara |
| 12 | सांगली | .. | 2 | 20 | 22 | 149 | 128 | 277 | 624 | 106 | 730 | 14 | 51 | 65 | Sangli |
| 13 | सोलापूर | .. | .. | 50 | 50 | 100 | 122 | 222 | 506 | 627 | 1,133 | 46 | 196 | 242 | Solapur |
| 14 | कोल्हापूर | .. | 2 | 38 | 40 | 352 | 169 | 521 | 1,591 | 258 | 1,849 | 14 | 81 | 95 | Kolhapur |
| 15 | औरंगाबाद | .. | .. | 30 | 30 | 38 | 49 | 87 | 295 | 63 | 358 | 5 | 20 | 25 | Aurangabad |
| 16 | जालना | .. | .. | 3 | 3 | 12 | 7 | 19 | 110 | 19 | 129 | 1 | 2 | 3 | Jalna |
| 17 | परभणी | .. | .. | 10 | 10 | 19 | 37 | 56 | 168 | 99 | 267 | 8 | 16 | 24 | parbhani |
| 18 | बीड | .. | 3 | 12 | 15 | 32 | 19 | 51 | 287 | 42 | 329 | 20 | 21 | 41 | Beed |
| 19 | नांदेड | .. | .. | 35 | 35 | 18 | 29 | 47 | 244 | 104 | 348 | 21 | 61 | 82 | Nanded |
| 20 | उस्मानाबाद | .. | .. | 1 | 1 | 22 | 7 | 29 | 148 | 19 | 167 | 11 | 8 | 19 | Osmanabad |
| 21 | लातूर | .. | .. | 6 | 6 | 16 | 3 | 19 | 160 | 18 | 178 | 8 | 11 | 19 | Latur |
| 22 | बुलढाणा | .. | .. | 27 | 27 | 61 | 41 | 102 | 951 | 131 | 1,082 | 16 | 25 | 41 | Buldana |
| 23 | अकोला | .. | .. | 16 | 16 | 43 | 72 | 115 | 461 | 154 | 615 | 5 | 28 | 33 | Akola |
| 24 | अमरावती | .. | 1 | 36 | 37 | 61 | 62 | 123 | 706 | 301 | 1,007 | 11 | 55 | 66 | Amravati |
| 25 | यवतमाळ | .. | 1 | 26 | 27 | 30 | 61 | 91 | 501 | 158 | 659 | 14 | 30 | 34 | Yavatmal |
| 26 | वर्धा | .. | 2 | 3 | 5 | 23 | 22 | 45 | 434 | 89 | 583 | 3 | 4 | 7 | Wardha |
| 27 | नागपूर | .. | .. | 98 | 98 | 64 | 198 | 262 | 283 | 538 | 821 | 6 | 80 | 86 | Nagpur |
| 28 | भंडारा | .. | .. | 31 | 31 | 456 | 69 | 525 | 697 | 101 | 798 | 7 | 21 | 28 | Bhandara |
| 29 | चंद्रपूर | .. | .. | 8 | 8 | 132 | 40 | 172 | 633 | 54 | 687 | 4 | 13 | 17 | Chandrapur |
| 30 | गडचिरोली | .. | .. | .. | 24 | 1 | 25 | 202 | 4 | 206 | .. | 1 | 1 | Gadchiroli | |
| महाराष्ट्र राज्य | | 25 | 749 | 774 | 2,802 | 1,973 | 4,775 | 16,324 | 8,635 | 24,959 | 566 | 1,447 | 2,013 | Maharashtra State | |

तबला क्रमांक/TABLE No. 3.3-(B) (15.3)—contd.

| अनुक्रमांक Serial No. | जिल्हा | वार्धक्य Senility | | | अतिसार Gastro Enteritics | | | मधुमेह Diabetes Mellitus | | | रक्त क्षय Anaemia | | | District | |
|-----------------------------|------------------|----------------------|----------------|---------------|-----------------------------|----------------|---------------|-----------------------------|----------------|---------------|----------------------|----------------|---------------|----------------|-------------------|
| | | ग्रामीण Rural | नागरी Urban | एकूण Total | ग्रामीण Rural | नागरी Urban | एकूण Total | ग्रामीण Rural | नागरी Urban | एकूण Total | ग्रामीण Rural | नागरी Urban | एकूण Total | | |
| (1) | (2) | (111) | (112) | (113) | (114) | (115) | (116) | (117) | (118) | (119) | (120) | (121) | (122) | (2) | |
| 1 | बृहन्मंबई | .. | .. | .. | .. | .. | .. | .. | .. | .. | .. | .. | .. | Greater Bombay | |
| 2 | ठाणे | .. | 1,691 | 642 | 2,333 | 6 | 79 | 85 | 10 | 74 | 84 | 34 | 192 | 226 | Thane |
| 3 | रायगड | .. | 2,283 | 298 | 2,581 | 6 | 9 | 15 | 2 | 10 | 12 | 47 | 17 | 64 | Raigad |
| 4 | रत्नागिरी | .. | 3,482 | 209 | 3,691 | 2 | 7 | 9 | 12 | 5 | 17 | 58 | 20 | 78 | Ratnagiri |
| 5 | सिंधुदुर्ग | .. | 2,371 | 113 | 2,484 | 1 | 9 | 10 | 9 | 10 | 19 | 35 | 10 | 45 | Sindhudurg |
| 6 | नाशिक | .. | 4,217 | 1,183 | 5,460 | 5 | 44 | 49 | 19 | 30 | 49 | 190 | 55 | 245 | Nashik |
| 7 | धुळे | .. | 3,384 | 684 | 4,068 | 4 | 10 | 14 | 8 | 11 | 19 | 77 | 18 | 95 | Dhule |
| 8 | जळगांव | .. | 4,958 | 1,499 | 6,457 | 13 | .. | 13 | 9 | 19 | 28 | 109 | 16 | 125 | Jalgaon |
| 9 | अहमदनगर | .. | 5,156 | 554 | 5,710 | 8 | 40 | 48 | 27 | 19 | 46 | 81 | 45 | 126 | Ahmadnagar |
| 10 | पुणे | .. | 4,573 | 2,493 | 7,066 | 4 | 324 | 328 | 16 | 288 | 304 | 130 | 178 | 308 | Pune |
| 11 | सातारा | .. | 3,793 | 384 | 4,177 | 2 | 33 | 35 | 53 | 27 | 80 | 86 | 53 | 139 | Satara |
| 12 | सांगली | .. | 3,106 | 384 | 3,490 | 6 | 46 | 52 | 32 | 38 | 70 | 35 | 37 | 72 | Sangli |
| 13 | सोलापूर | .. | 4,216 | 753 | 4,969 | 15 | 54 | 69 | 19 | 53 | 72 | 43 | 177 | 220 | Solapur |
| 14 | कोल्हापूर | .. | 3,412 | 888 | 4,360 | .. | 83 | 83 | 28 | 56 | 84 | 179 | 174 | 353 | Kolhapur |
| 15 | औरंगाबाद | .. | 1,733 | 185 | 1,918 | .. | 91 | 91 | 3 | 27 | 30 | 4 | 14 | 18 | Aurangabad |
| 16 | जालना | .. | 845 | 122 | 967 | 4 | 7 | 11 | 1 | 9 | 10 | 3 | 4 | 7 | Jalna |
| 17 | परभणी | .. | 1,382 | 146 | 1,528 | 3 | 17 | 20 | 3 | 5 | 8 | 28 | 15 | 43 | Parbhani |
| 18 | बीड | .. | 1,788 | 107 | 1,895 | 5 | 22 | 27 | 8 | 5 | 13 | 7 | 14 | 21 | Beed |
| 19 | नांदेड | .. | 1,824 | 85 | 1,909 | 6 | 4 | 10 | 6 | 12 | 18 | 12 | 49 | 61 | Nanded |
| 20 | उस्मानाबाद | .. | 1,604 | 91 | 1,695 | 2 | 7 | 9 | 3 | 7 | 10 | 5 | 3 | 8 | Osmanabad |
| 21 | लातूर | .. | 1,323 | 49 | 1,372 | 1 | 6 | 7 | .. | 1 | 1 | 5 | 4 | 9 | Latur |
| 22 | बुलढाणा | .. | 1,859 | 306 | 2,165 | 55 | 36 | 91 | 5 | 5 | 10 | 70 | 22 | 92 | Buldana |
| 23 | अकोला | .. | 1,512 | 445 | 1,957 | 3 | 25 | 28 | 6 | 3 | 9 | 15 | 73 | 88 | Akola |
| 24 | अमरावती | .. | 1,515 | 203 | 1,718 | 8 | 11 | 19 | 6 | 15 | 21 | 70 | 39 | 109 | Amravati |
| 25 | यवतमाळ | .. | 1,221 | 303 | 1,524 | 25 | 31 | 56 | 51 | 16 | 67 | 40 | 104 | 114 | Yavatmal |
| 26 | वर्धा | .. | 811 | 134 | 945 | 15 | 11 | 26 | 5 | 4 | 9 | 18 | 7 | 25 | Wardha |
| 27 | नागपूर | .. | 993 | 1,853 | 2,846 | 12 | 50 | 162 | 5 | 120 | 125 | 46 | 81 | 127 | Nagpur |
| 28 | भंडारा | .. | 3,187 | 238 | 3,425 | 10 | 40 | 50 | 7 | 3 | 10 | 59 | 70 | 129 | Bhandara |
| 29 | चंद्रपूर | .. | 982 | 149 | 1,131 | 1 | 9 | 10 | 67 | 10 | 77 | 140 | 14 | 154 | Chandrapur |
| 30 | गडचिरोली | .. | 386 | 5 | 391 | .. | .. | .. | 9 | .. | 9 | 20 | .. | 20 | Gadchiroli |
| | महाराष्ट्र राज्य | .. | 69,667 | 14,505 | 84,172 | 222 | 1,205 | 1,427 | 429 | 882 | 1,311 | 1,646 | 1,505 | 3,151 | Maharashtra State |

तक्ता क्रमांक/TABLE No. 3.3.(B) (15.3)—contd.

| अनुक्रमांक Serial No. (1) | जिल्हा (2) | इतर सर्व कारणे All other causes | | | एकूण मृत्यू Total deaths | | | District (2) | |
|------------------------------------|---------------|------------------------------------|-------------------------|------------------------|-----------------------------|-------------------------|------------------------|-----------------|-------------------|
| | | ग्रामीण Rural (123) | नागरी Urban (124) | एकूण Total (125) | ग्रामीण Rural (126) | नागरी Urban (127) | एकूण Total (128) | | |
| 1 | बृहन्मुंबई | .. | 39,537 | 39,537 | .. | 72,369 | 72,369 | Greater Bombay | |
| 2 | ठाणे | .. | 2,940 | 5,529 | 6,689 | 7,233 | 13,922 | Thane | |
| 3 | रायगड | .. | 2,235 | 551 | 2,886 | 6,078 | 1,453 | Raigad | |
| 4 | रत्नागिरी | .. | 2,278 | 375 | 2,653 | 8,132 | 1,037 | Ratnagiri | |
| 5 | सिंधुदुर्ग | .. | 996 | 182 | 1,178 | 5,508 | 767 | Sindhudurg | |
| 6 | नाशिक | .. | 4,986 | 3,736 | 8,722 | 13,097 | 7,306 | Nashik | |
| 7 | धुळे | .. | 4,002 | 821 | 4,823 | 11,953 | 2,749 | Dhule | |
| 8 | जळगांव | .. | 4,511 | 1,020 | 5,531 | 15,591 | 4,076 | Jalgaon | |
| 9 | अहमदनगर | .. | 3,480 | 1,346 | 4,826 | 12,654 | 3,375 | Ahmadnagar | |
| 10 | पुणे | .. | 3,163 | 4,713 | 7,876 | 10,300 | 16,217 | Pune | |
| 11 | सातारा | .. | 2,495 | 825 | 3,320 | 10,025 | 2,409 | Satara | |
| 12 | सांगली | .. | 1,616 | 2,441 | 4,057 | 7,338 | 4,260 | Sangli | |
| 13 | सोलापूर | .. | 3,868 | 2,295 | 6,163 | 10,903 | 6,505 | Solapur | |
| 14 | कोल्हापूर | .. | 2,508 | 1,239 | 3,747 | 10,600 | 4,992 | Kolhapur | |
| 15 | औरंगाबाद | .. | 2,588 | 675 | 3,263 | 5,437 | 2,070 | Aurangabad | |
| 16 | जालना | .. | 1,619 | 192 | 1,811 | 2,999 | 588 | Jalna | |
| 17 | परभणी | .. | 2,382 | 543 | 2,925 | 4,839 | 1,500 | Parbhani | |
| 18 | बीड | .. | 2,030 | 774 | 2,804 | 4,935 | 1,527 | Beed | |
| 19 | नांदेड | .. | 2,784 | 697 | 4,481 | 7,252 | 1,920 | Nanded | |
| 20 | उस्मानाबाद | .. | 2,120 | 284 | 2,404 | 4,582 | 645 | Osmanabad | |
| 21 | लातूर | .. | 2,193 | 197 | 2,390 | 4,365 | 467 | Latur | |
| 22 | बुलढाणा | .. | 3,533 | 482 | 4,015 | 9,014 | 2,203 | Buldana | |
| 23 | अकोला | .. | 2,513 | 1,008 | 3,521 | 6,303 | 3,408 | Akola | |
| 24 | अमरावती | .. | 2,524 | 1,595 | 4,119 | 7,381 | 4,419 | Amravati | |
| 25 | यवतमाळ | .. | 2,795 | 843 | 3,638 | 7,689 | 2,636 | Yavatmal | |
| 26 | वर्धा | .. | 2,250 | 289 | 2,539 | 5,095 | 959 | Wardha | |
| 27 | नागपूर | .. | 2,640 | 4,053 | 6,693 | 5,411 | 10,915 | Nagpur | |
| 28 | भंडारा | .. | 4,393 | 820 | 5,213 | 12,366 | 2,492 | Bhandara | |
| 29 | चंद्रपूर | .. | 2,640 | 610 | 3,250 | 7,326 | 1,508 | Chandrapur | |
| 30 | गडचिरोली | .. | 1,087 | 30 | 1,117 | 3,140 | 14 | Gadhchiroli | |
| महाराष्ट्र राज्य | | .. | 80,269 | 74,762 | 155,031 | 2,27,002 | 1,72,059 | 3,99,061 | Maharashtra State |

आधार:—संचालक आरोग्य सेवा, महाराष्ट्र शासन पुणे.
Source:—Director of Health Service, Government of Maharashtra, Pune.

4. गृहनिर्माण HOUSING

४. घरबांधणी :

४.१ या विभागात १९८१ च्या जनगणनेनुसार घरबांधणीवषयी गोळा करण्यात आलेली माहिती देण्यात आली आहे.

४.२ "घर" म्हणजे वस्ती असलेले किंवा वस्ती नसलेले निवास-गृह, दुकान, दुकान व निवासी (संमिश्र) उद्योगधंद्यांचे ठिकाण व कार्यशाळा इत्यादीसाठी असलेले एखादे बांधकाम किंवा त्याचा भाग ज्याला रस्त्यावरून, सार्वजनिक जिऱ्यावरून, शिबारातून किंवा मुख्य दरवाजातून प्रवेश करता येण्यासारखे प्रवेशद्वार आहे, असे ठिकाण होय. तक्ता क्रमांक ४.२ मध्ये घराच्या वापरानुसार जनगणना (१९७१) झालेल्या एक हजार कुटुंबांचे वापरात असलेल्या खोल्यांचे मध्येनुसार वर्गीकरण दिले आहे व ते २० टक्के नमुन्यावर आधारित आहे. चार भिंती व डोक्यावर छप्पर असून प्रवेशद्वार आहे आणि ज्याचा आकार कमीतकमी ६ x ६ फूट असेल अशा जागेस "खोली" म्हणतात. वंद न केलेली छपरी, स्वयंपाकाची खोली, भांडार, गॅरेज, गुरांचा गोठा किंवा ज्या खोलीचा आकार ६ x ६ पेक्षा कमी आहे अशी जागा खोली म्हणून गणली जात नाही. कुटुंबातील व्यक्ती अशा प्रकारच्या कोणत्याही जागे राहत असल्यास ती नियमानुसार "खोलीत" रहाते असे समजले जात नाही. "कुटुंब" म्हणजे एकाच घरात एकत्र राहणाऱ्या आणि त्याच ठिकाणी शिजवलेले भोजन घेणाऱ्या व्यक्तींचा समूह, कुटुंबातील कोणत्याही व्यक्तीस कामकाजाच्या निकडीमुळे असे करणे शक्य नसले तरी, त्या व्यक्तीस त्या कुटुंबातील गणले जाते. ह्यातील माहिती फक्त कुटुंबसंस्थेपुरतीच मर्यादित आहे. संस्थांतील कुटुंबे, उदा. वसतीगृहे, राहण्याची व जेवणाची सोय असलेल्या खाणावळी, तुसंग, दवाखाने इ. ठिकाणी राहणाऱ्या व्यक्तींचा समूह जरी "कुटुंब" संज्ञेच्या व्याख्येत बसत असला तरी त्यांचा ह्यात समावेश करण्यात येत नाही.

4. Housing :

4.1 This section gives data on housing collected through 1981 Population Census.

4.2 In the 1981 Census "House" was defined as a structure or part of a structure (inhabited or vacant) or a dwelling, a shop, a shop-cum-dwelling or a place of business, work-school, etc. with a separate entrance whether that separate entrance led directly to the street or to a common staircase, court-yard or a gate. The classification of houses according to the purpose for which they were used and the distribution of 1,000 census (1971) house-holds by the number of rooms occupied is given in table No. 4.2 which is based on 20 per cent sample. A room has four walls with a door way and a roof overhead and of at least 6' x 6' dimensions. Unenclosed verandah, kitchen, store, garage and cattle-shed or places of sizes smaller than 6' x 6' are not treated as rooms. Households residing in any one of such places are treated as having no regular room. A 'household' is a group of persons who commonly live together in the same house and take their meals from a common mess unless exigencies of work prevent any of them from doing so. Material presented here is restricted only to the family type of households. Institutional households, i. e. groups of persons residing in hostels, boardings, prisons, hospitals, etc. who otherwise satisfy the definition of household are not included here.

4. घरबांधणी/
तक्ता क्रमांक/
घरांची बापरानुसार केलेली वर्गवारी/
जनगणना

| अनुक्रमांक Serial No. | जिल्हा | एकूण ग्रामीण नागरी | जनगणनेनुसार घरांची संख्या Total Number of census houses | घरांची यादी करतेवेळी रिक्तानी आढळलेले घरे Census houses vacant at the time of house listing | बापरातील Occupied | | | | |
|--------------------------|------------|--------------------------|--|---|----------------------|---|---|---|--|
| | | | | | निवासी Residence | दुकाने व निवासी Shop-cum- residence | घरपुती धंदे धरून वर्कशॉप व निवासी Workshop- cum-residence including household industry | हॉटेल, सराई, धर्मशाळा, प्रवासी घरे Hotels, sarais, dharmashalas, tourist homes and inspec- tion houses | |
| (1) | (2) | (3) | (4) | (5) | (6) | (7) | (8) | (9) | |
| 1 | बृहन्मुंबई | ए | 14,33,260 | 1,41,670 | 10,40,590 | 14,790 | 7,085 | 1,180 | |
| | | आ | | | | | | | |
| | | ना | 14,33,260 | 1,41,670 | 10,40,590 | 14,790 | 7,085 | 1,180 | |
| 2 | ठाणे | ए | 4,95,160 | 40,375 | 3,85,900 | 4,510 | 2,830 | 370 | |
| | | आ | 3,00,670 | 22,220 | 2,40,715 | 2,925 | 1,245 | 225 | |
| | | ना | 1,94,490 | 18,155 | 1,45,155 | 1,585 | 1,585 | 145 | |
| 3 | रायगड | ए | 3,21,000 | 20,665 | 2,20,585 | 3,245 | 1,875 | 310 | |
| | | आ | 2,85,320 | 16,380 | 1,97,575 | 2,525 | 1,300 | 230 | |
| | | ना | 35,680 | 4,285 | 23,010 | 720 | 575 | 80 | |
| 4 | रत्नागिरी | ए | 5,41,965 | 32,215 | 3,56,750 | 2,135 | 3,610 | 635 | |
| | | आ | 4,99,330 | 28,635 | 3,28,100 | 1,740 | 3,190 | 495 | |
| | | ना | 42,635 | 3,580 | 28,650 | 395 | 420 | 140 | |
| 5 | नाशिक | ए | 5,05,765 | 53,875 | 3,69,920 | 4,240 | 5,995 | 605 | |
| | | आ | 3,57,425 | 40,280 | 2,61,190 | 2,940 | 3,990 | 285 | |
| | | ना | 1,48,340 | 13,595 | 1,08,730 | 1,300 | 2,005 | 320 | |
| 6 | पुणे | ए | 3,67,015 | 25,740 | 2,65,300 | 3,425 | 4,135 | 500 | |
| | | आ | 3,04,485 | 21,115 | 2,20,130 | 2,700 | 3,105 | 315 | |
| | | ना | 62,530 | 4,625 | 45,170 | 725 | 1,030 | 185 | |
| 7 | अळगांव | ए | 5,34,695 | 44,315 | 3,71,265 | 3,775 | 7,285 | 415 | |
| | | आ | 4,23,630 | 35,975 | 2,88,805 | 2,930 | 5,530 | 245 | |
| | | ना | 1,11,065 | 8,340 | 82,460 | 845 | 1,755 | 170 | |
| 8 | बहमदनगर | ए | 5,00,320 | 62,235 | 3,56,310 | 3,290 | 5,185 | 610 | |
| | | आ | 4,41,790 | 57,450 | 3,14,160 | 2,905 | 4,245 | 490 | |
| | | ना | 58,530 | 4,785 | 42,150 | 385 | 940 | 120 | |
| 9 | पुणे | ए | 6,92,030 | 66,955 | 5,08,885 | 6,615 | 6,310 | 1,105 | |
| | | आ | 3,98,490 | 41,015 | 2,90,655 | 3,185 | 3,280 | 360 | |
| | | ना | 2,93,540 | 25,940 | 2,18,230 | 3,430 | 3,030 | 745 | |
| 10 | सातारा | ए | 4,20,390 | 52,465 | 2,94,835 | 3,710 | 5,530 | 405 | |
| | | आ | 3,66,670 | 47,380 | 2,55,870 | 3,000 | 4,680 | 290 | |
| | | ना | 53,720 | 5,085 | 38,965 | 740 | 850 | 115 | |
| 11 | सांगली | ए | 3,41,875 | 35,610 | 2,45,730 | 2,245 | 6,850 | 305 | |
| | | आ | 2,75,030 | 29,805 | 1,97,740 | 1,750 | 5,360 | 175 | |
| | | ना | 66,845 | 5,805 | 47,990 | 495 | 1,490 | 130 | |
| 12 | सोलापूर | ए | 4,83,510 | 39,435 | 3,68,920 | 3,610 | 6,445 | 770 | |
| | | आ | 3,48,610 | 30,220 | 2,67,880 | 2,450 | 4,085 | 500 | |
| | | ना | 1,34,900 | 9,215 | 1,01,040 | 1,160 | 2,360 | 270 | |

HOUSING

TABLE No. 4-1 (25-1)

Classification of houses according to use
Population Census (1981)

| घरे census houses used as | | | मनोरंजन व सामूहिक जाया असलेली घरे आणि पंचायत घरे Places of entertainment and community gathering (panchayat- ghar) | | | प्रार्थनालये (उदा. मंदिरे, चर्च, मस्जिद गुरूद्वारा इत्यादी) Places of worship (e.g., temple, church mosque, gurudwara, etc.) | | इतर Others | Total Rural Urban | District | | |
|--|---|--|---|-------|--------|--|------|----------------|-------------------------|----------|-----|-----|
| दुकाने (खानावळी सोडून) Shops excluding eating houses | व्यापार केंद्रे व कचेऱ्या Business houses and offices | कारखाने यंत्रे शाळा व तात्पुरत्या जागा Factories, workshops and work sheds | उपहार गृहे, मिठाईची दुकाने व खानावळी Restaurants, sweetmeat shops and eating places | (10) | (11) | (12) | (13) | (14) | (15) | (16) | (1) | (2) |
| 63,470 | 24,360 | 36,695 | 5,995 | 1,645 | 2,590 | 93,190 | T | Greater Bombay | | | | |
| 63,470 | 24,360 | 36,695 | 5,995 | 1,645 | 2,590 | 93,190 | R | | | | | |
| 12,145 | 3,050 | 9,400 | 1,715 | 335 | 2,925 | 31,605 | T | Thane | | | | |
| 3,245 | 1,195 | 2,000 | 585 | 140 | 2,210 | 23,935 | R | | | | | |
| 8,900 | 1,855 | 7,400 | 1,130 | 195 | 715 | 7,670 | U | | | | | |
| 3,480 | 1,670 | 2,125 | 630 | 240 | 5,205 | 60,970 | T | Raigad | | | | |
| 1,910 | 1,145 | 1,195 | 365 | 185 | 4,850 | 57,660 | R | | | | | |
| 1,570 | 525 | 930 | 265 | 55 | 355 | 3,310 | U | | | | | |
| 5,990 | 2,590 | 3,815 | 1,835 | 340 | 9,510 | 1,22,540 | T | Ratnagiri | | | | |
| 3,995 | 1,950 | 2,615 | 1,840 | 285 | 8,890 | 1,17,955 | R | | | | | |
| 1,995 | 640 | 1,200 | 355 | 55 | 620 | 4,585 | U | | | | | |
| 9,020 | 3,220 | 7,840 | 1,745 | 650 | 5,480 | 43,535 | T | Nashik | | | | |
| 2,500 | 1,930 | 2,290 | 690 | 380 | 4,520 | 36,430 | R | | | | | |
| 6,520 | 1,290 | 5,190 | 1,055 | 270 | 960 | 7,105 | U | | | | | |
| 5,205 | 2,095 | 3,290 | 1,095 | 265 | 2,675 | 53,290 | T | Dhule | | | | |
| 2,315 | 1,530 | 1,450 | 505 | 145 | 2,345 | 48,830 | R | | | | | |
| 2,890 | 565 | 1,840 | 590 | 120 | 330 | 4,460 | U | | | | | |
| 8,845 | 3,030 | 5,075 | 1,765 | 560 | 4,805 | 83,560 | T | Jalgaon | | | | |
| 4,265 | 2,100 | 2,905 | 955 | 335 | 4,075 | 75,510 | R | | | | | |
| 4,580 | 930 | 2,170 | 810 | 225 | 730 | 8,050 | U | | | | | |
| 8,120 | 3,310 | 7,075 | 1,770 | 1,290 | 8,685 | 42,440 | T | Ahmadnagar | | | | |
| 4,970 | 2,655 | 4,835 | 1,300 | 1,200 | 8,155 | 39,425 | R | | | | | |
| 3,150 | 655 | 2,240 | 470 | 90 | 530 | 3,015 | U | | | | | |
| 16,495 | 4,745 | 10,990 | 2,530 | 1,695 | 11,475 | 54,230 | T | Pune | | | | |
| 3,560 | 1,875 | 3,490 | 1,020 | 1,255 | 9,405 | 39,390 | R | | | | | |
| 12,935 | 2,870 | 7,500 | 1,510 | 440 | 2,070 | 14,840 | U | | | | | |
| 5,420 | 2,120 | 4,030 | 1,090 | 805 | 7,290 | 42,660 | T | Satara | | | | |
| 3,260 | 1,520 | 2,450 | 765 | 735 | 6,545 | 40,175 | R | | | | | |
| 2,160 | 600 | 1,580 | 325 | 70 | 745 | 2,485 | U | | | | | |
| 6,935 | 2,005 | 5,485 | 1,260 | 840 | 4,485 | 30,125 | T | Sangli | | | | |
| 3,775 | 1,170 | 3,035 | 785 | 740 | 4,020 | 26,675 | R | | | | | |
| 3,160 | 835 | 2,450 | 475 | 100 | 465 | 3,450 | U | | | | | |
| 12,685 | 2,830 | 7,980 | 1,830 | 1,695 | 7,630 | 29,680 | T | Solapur | | | | |
| 5,260 | 1,740 | 3,310 | 1,095 | 1,350 | 6,545 | 24,175 | R | | | | | |
| 7,425 | 1,090 | 4,670 | 735 | 345 | 1,085 | 5,505 | U | | | | | |

| (1) | (2) | (3) | (4) | (5) | (6) | (7) | (8) | (9) |
|-----|------------------|-----|-------------|----------|-----------|--------|----------|--------|
| 13 | कोल्हापूर | ए | 4,31,915 | 32,505 | 3,11,955 | 3,300 | 7,490 | 385 |
| | | आ | 3,28,100 | 24,220 | 2,38,460 | 2,425 | 6,105 | 200 |
| | | ना | 1,03,815 | 8,285 | 73,495 | 875 | 1,385 | 185 |
| 14 | औरंगाबाद | ए | 4,56,230 | 40,550 | 3,31,525 | 3,825 | 5,630 | 425 |
| | | आ | 3,86,700 | 33,645 | 2,80,475 | 3,030 | 5,040 | 290 |
| | | ना | 69,530 | 6,905 | 51,050 | 795 | 590 | 135 |
| 15 | परभणी | ए | 3,55,450 | 17,790 | 2,67,190 | 2,425 | 3,675 | 460 |
| | | आ | 3,00,105 | 13,705 | 2,25,795 | 2,115 | 3,010 | 235 |
| | | ना | 55,345 | 4,085 | 41,395 | 310 | 665 | 225 |
| 16 | बीड | ए | 3,13,640 | 24,375 | 2,24,910 | 1,255 | 2,655 | 310 |
| | | आ | 2,79,550 | 22,025 | 1,98,965 | 1,050 | 2,245 | 220 |
| | | ना | 34,090 | 2,350 | 25,945 | 205 | 410 | 90 |
| 17 | नांदेड | ए | 3,22,110 | 19,855 | 2,40,770 | 2,030 | 2,785 | 405 |
| | | आ | 2,70,525 | 15,815 | 2,02,505 | 1,620 | 2,040 | 215 |
| | | ना | 51,585 | 4,040 | 38,265 | 410 | 745 | 190 |
| 18 | जस्मानाबाद | ए | 3,83,260 | 19,315 | 3,05,675 | 2,490 | 4,015 | 645 |
| | | आ | 3,33,660 | 16,775 | 2,67,575 | 2,070 | 3,505 | 525 |
| | | ना | 49,600 | 2,540 | 38,100 | 420 | 510 | 120 |
| 19 | बुलढाणा | ए | 3,41,580 | 27,365 | 2,28,910 | 1,925 | 4,285 | 325 |
| | | आ | 2,88,085 | 22,820 | 1,90,555 | 1,515 | 3,470 | 140 |
| | | ना | 53,495 | 4,545 | 38,355 | 410 | 815 | 185 |
| 20 | अकोला | ए | 3,69,375 | 24,480 | 2,67,755 | 2,565 | 3,855 | 305 |
| | | आ | 2,89,700 | 17,540 | 2,08,850 | 1,960 | 2,715 | 162 |
| | | ना | 79,675 | 6,940 | 58,905 | 605 | 1,140 | 140 |
| 21 | अमरावती | ए | 3,70,295 | 20,750 | 2,74,445 | 3,145 | 4,785 | 405 |
| | | आ | 2,80,810 | 13,835 | 2,08,965 | 2,285 | 3,290 | 215 |
| | | ना | 89,485 | 6,915 | 65,480 | 860 | 1,495 | 190 |
| 22 | यवतमाळ | ए | 3,55,430 | 17,285 | 2,56,965 | 2,910 | 3,445 | 305 |
| | | आ | 3,09,025 | 13,705 | 2,22,995 | 2,525 | 2,960 | 145 |
| | | ना | 46,405 | 3,580 | 33,970 | 385 | 485 | 160 |
| 23 | वर्धा | ए | 2,18,515 | 13,415 | 1,48,960 | 1,300 | 2,530 | 230 |
| | | आ | 1,69,930 | 8,855 | 1,13,830 | 920 | 1,860 | 140 |
| | | ना | 48,585 | 4,560 | 35,130 | 380 | 8,670 | 90 |
| 24 | नागपूर | ए | 4,81,490 | 37,465 | 3,36,075 | 3,250 | 15,955 | 510 |
| | | आ | 2,38,950 | 14,670 | 1,63,235 | 1,405 | 6,755 | 150 |
| | | ना | 2,42,540 | 22,795 | 1,72,840 | 1,845 | 9,200 | 360 |
| 25 | भंडारा | ए | 3,69,270 | 19,155 | 2,54,105 | 2,975 | 35,005 | 255 |
| | | आ | 3,26,060 | 15,940 | 2,26,025 | 2,440 | 29,795 | 155 |
| | | ना | 43,210 | 3,215 | 28,080 | 535 | 5,210 | 100 |
| 26 | चंद्रपूर | ए | 4,75,095 | 27,485 | 2,88,370 | 2,220 | 8,465 | 500 |
| | | आ | 4,35,320 | 24,935 | 2,58,540 | 1,950 | 7,285 | 385 |
| | | ना | 39,775 | 2,550 | 29,830 | 270 | 1,180 | 115 |
| | महाराष्ट्र राज्य | ए | 11,8,80,640 | 9,57,345 | 85,22,600 | 91,235 | 1,67,710 | 12,675 |
| | | आ | 82,37,970 | 6,28,960 | 58,69,620 | 56,360 | 1,20,085 | 6,790 |
| | | ना | 36,42,670 | 3,28,385 | 26,52,980 | 34,875 | 47,625 | 5,885 |

TABLE No. 4-1 (25-1)—contd.

| (10) | (11) | (12) | (13) | (14) | (15) | (16) | (3) | (2) |
|----------|--------|----------|--------|--------|----------|-----------|-----|-------------------|
| 9,070 | 2,885 | 8,800 | 1,600 | 1,545 | 5,045 | 47,335 | T | Kolhapur |
| 3,365 | 1,545 | 3,885 | 800 | 1,325 | 4,400 | 41,310 | R | |
| 5,705 | 1,340 | 4,915 | 740 | 220 | 645 | 6,025 | U | |
| 8,205 | 2,310 | 4,800 | 1,330 | 770 | 6,080 | 50,780 | T | Aurangabad |
| 4,840 | 1,675 | 3,065 | 825 | 655 | 5,375 | 47,785 | R | |
| 3,365 | 635 | 1,735 | 505 | 115 | 705 | 2,995 | U | |
| 7,305 | 1,600 | 3,910 | 855 | 295 | 4,370 | 45,575 | T | Parbhani |
| 4,425 | 1,080 | 2,635 | 400 | 215 | 3,970 | 42,520 | R | |
| 2,880 | 520 | 1,275 | 455 | 80 | 400 | 3,055 | U | |
| 6,000 | 1,505 | 3,945 | 910 | 860 | 4,125 | 42,790 | T | Beed |
| 4,060 | 1,235 | 2,985 | 550 | 815 | 3,795 | 41,605 | R | |
| 1,940 | 270 | 960 | 360 | 45 | 330 | 1,185 | U | |
| 6,725 | 1,835 | 2,865 | 1,305 | 215 | 3,250 | 40,040 | T | Nanded |
| 4,365 | 1,310 | 1,655 | 785 | 135 | 2,850 | 37,230 | R | |
| 2,360 | 525 | 1,240 | 520 | 80 | 400 | 2,810 | U | |
| 10,325 | 2,015 | 4,265 | 1,640 | 1,100 | 4,995 | 26,780 | T | Osmanabad |
| 7,255 | 1,535 | 2,950 | 1,165 | 995 | 4,535 | 24,775 | R | |
| 3,070 | 480 | 1,315 | 475 | 105 | 460 | 2,005 | U | |
| 5,095 | 1,500 | 3,485 | 675 | 350 | 3,825 | 63,740 | T | Buldana |
| 3,100 | 915 | 2,360 | 340 | 245 | 3,395 | 59,230 | R | |
| 1,995 | 585 | 1,125 | 435 | 105 | 430 | 4,510 | U | |
| 6,530 | 1,720 | 4,190 | 1,370 | 350 | 4,305 | 51,950 | T | Akola |
| 2,820 | 960 | 2,365 | 625 | 280 | 3,685 | 47,735 | R | |
| 3,710 | 760 | 1,825 | 745 | 70 | 620 | 4,215 | U | |
| 7,040 | 1,775 | 4,740 | 1,340 | 250 | 4,530 | 47,090 | T | Amravati |
| 2,655 | 1,020 | 2,340 | 560 | 75 | 3,795 | 41,775 | R | |
| 4,385 | 755 | 2,400 | 780 | 175 | 735 | 5,315 | U | |
| 5,305 | 1,180 | 3,845 | 930 | 410 | 4,330 | 58,520 | T | Yavatmal |
| 2,990 | 725 | 2,645 | 505 | 340 | 3,985 | 55,505 | R | |
| 2,315 | 455 | 1,200 | 425 | 70 | 345 | 3,015 | U | |
| 3,455 | 1,055 | 2,965 | 535 | 485 | 2,865 | 40,720 | T | Wardha |
| 1,445 | 495 | 1,870 | 215 | 400 | 2,470 | 37,430 | R | |
| 2,010 | 560 | 1,095 | 320 | 85 | 395 | 3,290 | U | |
| 12,605 | 2,770 | 9,270 | 2,065 | 425 | 5,530 | 55,570 | T | Nagpur |
| 1,450 | 690 | 2,365 | 390 | 85 | 3,465 | 44,290 | R | |
| 11,155 | 2,080 | 6,905 | 1,675 | 340 | 2,065 | 11,280 | U | |
| 3,660 | 1,175 | 3,685 | 1,290 | 170 | 4,080 | 43,715 | T | Bhandara |
| 1,815 | 855 | 2,505 | 960 | 120 | 3,735 | 41,715 | R | |
| 1,845 | 320 | 1,180 | 330 | 50 | 345 | 2,000 | U | |
| 3,740 | 1,490 | 4,665 | 940 | 310 | 5,510 | 1,31,400 | T | Chandrapur |
| 2,225 | 1,200 | 3,885 | 670 | 230 | 5,130 | 1,28,885 | R | |
| 1,515 | 290 | 780 | 270 | 80 | 380 | 2,515 | U | |
| 2,52,870 | 79,840 | 1,68,900 | 40,145 | 17,895 | 1,35,595 | 14,33,830 | T | Maharashtra State |
| 85,865 | 34,050 | 67,085 | 18,395 | 12,665 | 1,16,145 | 12,21,950 | R | |
| 1,67,005 | 45,790 | 1,01,815 | 21,750 | 5,230 | 19,450 | 2,11,880 | U | |

Source.—Census of India, 1981, Series-12, Part VII.

4. घरबांधणी/ HOUSING

तक्ता क्रमांक/TABLE No. 4-2 (25-2)

वापरातील खोल्यांच्या संख्येनुसार १९७१ च्या जनगणनेत गणना केलेल्या १,००० कुटुंबांचे वर्गीकरण.
Distribution of 1,000 census households according to number of rooms occupied (1971)

२० टक्के नमुन्यावर आधारित
Based on 20 per cent sample

| Serial No. | जिल्हा | एकूण ग्रामीण नागरी | नमूद न केलेली खोल्यांची संख्या | | | | | | ५ आणि अधिक खोल्या | Total Rural Urban | District |
|------------|------------|--------------------|--------------------------------|--------|----------|----------|----------|----------|-------------------|-------------------|----------|
| | | | Unspecified No. of rooms | १ खोली | २ खोल्या | ३ खोल्या | ४ खोल्या | ५ खोल्या | | | |
| (1) | (2) | (3) | (4) | (5) | (6) | (7) | (8) | (9) | (3) | (2) | |
| 1 | बृहन्मुंबई | ए | 1 | 774 | 142 | 53 | 19 | 11 | T | Greater Bombay | |
| | | ग्रा | .. | .. | .. | .. | .. | .. | R | | |
| | | ना | 1 | 774 | 142 | 53 | 19 | 11 | U | | |
| 2 | ठाणे | ए | 1 | 681 | 234 | 54 | 18 | 12 | T | Thane | |
| | | ग्रा | 2 | 702 | 223 | 48 | 15 | 10 | R | | |
| | | ना | N | 645 | 254 | 64 | 23 | 14 | U | | |
| 3 | रायगड | ए | 2 | 612 | 282 | 68 | 22 | 14 | T | Raigad | |
| | | ग्रा | 3 | 627 | 280 | 61 | 19 | 10 | R | | |
| | | ना | 1 | 494 | 293 | 125 | 46 | 41 | U | | |
| 4 | रत्नागिरी | ए | 2 | 511 | 291 | 106 | 49 | 41 | T | Ratnagiri | |
| | | ग्रा | 3 | 523 | 290 | 101 | 46 | 37 | R | | |
| | | ना | N | 358 | 302 | 167 | 84 | 89 | U | | |
| 5 | नाशिक | ए | N | 703 | 206 | 61 | 18 | 17 | T | Nashik | |
| | | ग्रा | N | 735 | 194 | 50 | 13 | 8 | R | | |
| | | ना | 1 | 628 | 234 | 85 | 30 | 23 | U | | |
| 6 | धुळे | ए | 1 | 709 | 202 | 60 | 17 | 11 | T | Dhule | |
| | | ग्रा | 1 | 735 | 189 | 53 | 14 | 8 | R | | |
| | | ना | 1 | 583 | 265 | 91 | 33 | 28 | U | | |
| 7 | जळगाव | ए | 1 | 709 | 203 | 57 | 18 | 12 | T | Jalgaon | |
| | | ग्रा | 1 | 737 | 190 | 48 | 15 | 9 | R | | |
| | | ना | 1 | 607 | 250 | 89 | 29 | 24 | U | | |
| 8 | अहमदनगर | ए | 1 | 794 | 144 | 40 | 12 | 10 | T | Ahmadnagar | |
| | | ग्रा | 1 | 817 | 134 | 33 | 10 | 6 | R | | |
| | | ना | 1 | 630 | 212 | 90 | 33 | 34 | U | | |
| 9 | पुणे | ए | 1 | 700 | 201 | 59 | 22 | 17 | T | Pune | |
| | | ग्रा | N | 751 | 182 | 45 | 13 | 9 | R | | |
| | | ना | 1 | 633 | 226 | 77 | 34 | 29 | U | | |
| 10 | सातारा | ए | 1 | 641 | 244 | 79 | 21 | 14 | T | Satara | |
| | | ग्रा | N | 665 | 241 | 68 | 17 | 9 | R | | |
| | | ना | 8 | 486 | 266 | 149 | 47 | 44 | U | | |
| 11 | सांगली | ए | N | 616 | 250 | 90 | 27 | 17 | T | Sangli | |
| | | ग्रा | N | 627 | 252 | 86 | 22 | 13 | R | | |
| | | ना | N | 570 | 239 | 108 | 47 | 36 | U | | |
| 12 | सोलापूर | ए | 6 | 725 | 192 | 48 | 17 | 12 | T | Solapur | |
| | | ग्रा | 1 | 771 | 168 | 39 | 13 | 8 | R | | |
| | | ना | 18 | 629 | 227 | 72 | 30 | 24 | U | | |
| 13 | कोल्हापूर | ए | 1 | 504 | 286 | 147 | 38 | 24 | T | Kolhapur | |
| | | ग्रा | 2 | 507 | 296 | 148 | 33 | 14 | R | | |
| | | ना | 1 | 493 | 251 | 143 | 58 | 55 | U | | |

तबता क्रमांक/TABLE No. 4-2 (25-2)—contd.

| (1) | (2) | (3) | (4) | (5) | (6) | (7) | (8) | (9) | (3) | (2) |
|------------------|------------|-----|-----|-----|-----|-----|-----|-----|-----|-------------------|
| 14 | औरंगाबाद | ए | 1 | 768 | 162 | 44 | 14 | 11 | T | Aurangabad |
| | | भा | 1 | 810 | 145 | 31 | 8 | 5 | R | |
| | | ना | 1 | 533 | 255 | 114 | 48 | 50 | U | |
| 15 | परभणी | ए | 1 | 675 | 233 | 60 | 19 | 12 | T | Parbhani |
| | | भा | 2 | 692 | 228 | 53 | 16 | 9 | R | |
| | | ना | 1 | 582 | 258 | 99 | 33 | 27 | U | |
| 16 | बीड | ए | N | 728 | 194 | 51 | 6 | 11 | T | Beed |
| | | भा | N | 748 | 186 | 45 | 13 | 8 | R | |
| | | ना | 1 | 578 | 252 | 99 | 39 | 32 | U | |
| 17 | नांदेड | ए | N | 667 | 239 | 59 | 22 | 13 | T | Nanded |
| | | भा | N | 679 | 233 | 57 | 20 | 11 | R | |
| | | ना | 2 | 605 | 270 | 67 | 32 | 24 | U | |
| 18 | उस्मानाबाद | ए | N | 682 | 223 | 58 | 22 | 15 | T | Osmanabad |
| | | भा | N | 700 | 217 | 51 | 20 | 12 | R | |
| | | ना | 1 | 556 | 264 | 106 | 39 | 35 | U | |
| 19 | बुलढाणा | ए | N | 769 | 173 | 39 | 11 | 8 | T | Buldana |
| | | भा | N | 792 | 163 | 32 | 8 | 5 | R | |
| | | ना | N | 657 | 219 | 72 | 27 | 25 | U | |
| 20 | अकोला | ए | 1 | 698 | 211 | 59 | 18 | 13 | T | Akola |
| | | भा | 1 | 733 | 200 | 46 | 13 | 7 | R | |
| | | ना | 1 | 573 | 252 | 106 | 36 | 33 | U | |
| 21 | अमरावती | ए | 1 | 622 | 258 | 78 | 24 | 17 | T | Amravati |
| | | भा | 1 | 654 | 250 | 65 | 19 | 11 | R | |
| | | ना | 1 | 524 | 284 | 117 | 38 | 35 | U | |
| 22 | यवतमाळ | ए | N | 636 | 258 | 71 | 21 | 14 | T | Yavatmal |
| | | भा | N | 658 | 252 | 62 | 18 | 10 | R | |
| | | ना | 1 | 491 | 293 | 131 | 45 | 40 | U | |
| 23 | वर्धा | ए | 1 | 492 | 351 | 116 | 24 | 16 | T | Wardha |
| | | भा | N | 549 | 344 | 82 | 17 | 8 | R | |
| | | ना | 1 | 309 | 376 | 224 | 48 | 42 | U | |
| 24 | नागपूर | ए | 1 | 458 | 335 | 142 | 37 | 27 | T | Nagpur |
| | | भा | 1 | 607 | 296 | 76 | 15 | 5 | R | |
| | | ना | .. | 319 | 372 | 204 | 58 | 47 | U | |
| 25 | भंडारा | ए | 2 | 525 | 323 | 105 | 29 | 16 | T | Bhandara |
| | | भा | 2 | 542 | 221 | 95 | 26 | 14 | R | |
| | | ना | 2 | 387 | 334 | 187 | 52 | 38 | U | |
| 26 | चंद्रपूर | ए | 1 | 519 | 351 | 91 | 24 | 14 | T | Chandrapur |
| | | भा | 1 | 532 | 352 | 84 | 20 | 11 | R | |
| | | ना | 2 | 404 | 347 | 151 | 50 | 46 | U | |
| महाराष्ट्र राज्य | | ए | 1 | 664 | 227 | 71 | 22 | 15 | T | Maharashtra State |
| | | भा | 1 | 678 | 230 | 62 | 18 | 11 | R | |
| | | ना | 1 | 634 | 219 | 89 | 32 | 25 | U | |

आधार.—भारतीय जनगणना, १९७१, ग्रंथ १०, भाग ४ भा.

Source.—Census of India, 1971 Vol. X, Part IV.

5. शिक्षण

EDUCATION

५.१. शिक्षणाच्या प्रकारानुसार संस्था यांतील विद्यार्थी, शिक्षक आणि प्रमुख परिक्षांचे निकाल इत्यादी बाबींची माहिती पुढील तक्त्यात दिली आहे.

५.२. शैक्षणिक संस्थांचे शिक्षणाच्या प्रकारानुसार केलेले वर्गीकरण हे शिक्षणाच्या टप्प्यानुसार केलेल्या वर्गीकरणापेक्षा थोडे वेगळे आहे. बऱ्याचशा माध्यमिक शिक्षण संस्था प्राथमिक स्तरावरील शिक्षणही देतात. तरीही सर्व विद्यार्थ्यांची संख्या माध्यमिक शिक्षण संस्थांतच दर्शविण्यात येते. पूर्वप्राथमिक, प्राथमिक व माध्यमिक शाळांतील विद्यार्थ्यांची इयत्तानुसार केलेली वर्गवारी कदाचित खरे चित्र उभे करू शकेल. तीन ते पाच ह्या बययोगटातील मुले पूर्वप्राथमिक संस्थात शिकतात. ह्या संस्था किडरगार्टन किंवा मांटेसरी म्हणून ओळखल्या जातात. प्राथमिक संस्थात पूर्वप्राथमिक व इयत्ता पहिली ते चौथी किंवा इयत्ता पहिली ते सातवी किंवा आठवी किंवा त्याहून कमी इयत्तांचा अभ्यासक्रम व शिक्षण विभागाने मंजूर केलेला अभ्यासक्रम शिकविला जातो. माध्यमिक संस्थेत इयत्ता आठवी ते दहावी किंवा अकरावी/बारावी फक्त किंवा खालच्या इयत्तांतील विद्यार्थ्यांसह विद्यार्थी शिक्षण घेतात. उच्च शिक्षण म्हणजे माध्यमिक शालान्त प्रमाणपत्र परीक्षा पास झाल्यानंतरचा पदवी किंवा पदविका अभ्यासक्रम होय. ह्या विभागात परिक्षांच्या निकालाविषयी आकडेवारीही देण्यात येते.

5.1 Data on institutions according to type of education, students, teachers, and results of major examinations are presented in the following tables.

5.2. The classification of institutions according to type is slightly different from stages of education. There are many secondary schools which also impart education in 'primary' courses. Nevertheless, the entire enrolment of students is included under secondary education. The break up of the total enrolment of students in pre-primary, primary and secondary schools according to standards may perhaps give the realistic picture. Children between ages three and five attend pre-primary institutions. These are generally known as kindergarten, montessory etc. Primary institutions provide education for preprimary and standards I—IV or standards 1—VII/VIII or less and teaches the curriculum approved by the Education Department; whereas secondary institutions coach students for standard VIII to X or XI/XII with or without lower standard. Higher education is education after passing secondary school certificate examination which leads to a degree/diploma examination. The statistics about examination results is also presented.

| अनुक्रमांक Serial No. | जिल्हा | वर्ष *Year | पूर्व प्राथमिक शाळा | | प्राथमिक शाळा | | माध्यमिक शाळा | | उच्च माध्यमिक वर्ग असलेल्या माध्यमिक शाळा Secondary Schools having higher Secondary class | |
|-----------------------------|------------|---------------|-----------------------------|------------------------------|-----------------------------|------------------------------|-----------------------------|-------------------------|--|-------------------------|
| | | | Pre-primary School | | Primary School | | Secondary School | | संस्था Institutions | विद्यार्थी Enrolment |
| | | | संस्था Institu- tions | विद्यार्थी Enrol- ment | संस्था Institu- tions | विद्यार्थी Enrol- ment | संस्था Institu- tions | विद्यार्थी Enrolment | | |
| (1) | (2) | (3) | (4) | (5) | (6) | (7) | (8) | (9) | (10) | (11) |
| 1 | बृहन्मुंबई | 1982-83 .. | 74 | 14,162 | 2,087 | 9,99,635 | 693 | 5,00,346 | 109 | 1,45,123 |
| | | 1983-84 .. | 77 | 13,116 | 2,114 | 0,54,074 | 725 | 5,28,184 | 112 | 1,55,453 |
| 2 | ठाणे | 1982-83 .. | 44 | 5,672 | 2,594 | 4,83,449 | 227 | 1,38,404 | 45 | 55,850 |
| | | 1983-84 .. | 44 | 5,814 | 2,622 | 4,91,764 | 243 | 1,42,929 | 47 | 61,071 |
| 3 | रायगड | 1982-83 .. | 10 | 711 | 2,322 | 2,57,325 | 130 | 49,145 | 29 | 28,943 |
| | | 1983-84 .. | 10 | 801 | 2,330 | 2,58,287 | 138 | 53,858 | 30 | 30,676 |
| 4 | रत्नागिरी | 1982-83 .. | 10 | 572 | 2,332 | 2,48,340 | 137 | 43,693 | 19 | 15,371 |
| | | 1983-84 .. | 10 | 573 | 2,351 | 2,48,720 | 151 | 46,470 | 20 | 17,303 |
| 5 | सिधुदुर्ग | 1982-83 .. | .. | .. | 1,304 | 1,36,559 | 108 | 31,488 | 28 | 20,980 |
| | | 1983-84 .. | 4 | 110 | 1,356 | 1,36,163 | 117 | 32,739 | 30 | 22,753 |
| 6 | नाशिक | 1982-83 .. | 12 | 1,755 | 2,626 | 4,36,357 | 268 | 1,31,216 | 37 | 44,955 |
| | | 1983-84 .. | 12 | 1,755 | 2,662 | 4,39,448 | 271 | 1,35,105 | 44 | 55,261 |
| 7 | धुळे | 1982-83 .. | 14 | 951 | 1,837 | 2,71,506 | 179 | 71,797 | 30 | 35,946 |
| | | 1983-84 .. | 32 | 2,845 | 1,863 | 2,77,517 | 182 | 73,453 | 36 | 43,107 |
| 8 | जळगांव | 1982-83 .. | 47 | 6,020 | 1,806 | 4,02,192 | 217 | 99,975 | 42 | 47,734 |
| | | 1983-84 .. | 47 | 6,020 | 1,811 | 4,13,103 | 225 | 1,04,865 | 46 | 48,493 |
| 9 | अहमदनगर | 1982-83 .. | 4 | 438 | 2,476 | 3,95,464 | 244 | 1,22,827 | 41 | 46,826 |
| | | 1983-84 .. | 3 | 443 | 2,478 | 3,95,736 | 263 | 1,33,225 | 44 | 50,782 |
| 10 | पुणे | 1982-83 .. | 33 | 7,759 | 3,384 | 6,55,674 | 313 | 1,85,069 | 72 | 1,02,329 |
| | | 1983-84 .. | 27 | 7,219 | 3,374 | 6,63,772 | 334 | 1,89,138 | 85 | 1,19,626 |
| 11 | सातारा | 1982-83 .. | 13 | 1,781 | 2,183 | 3,47,693 | 230 | 1,03,861 | 40 | 39,784 |
| | | 1983-84 .. | 13 | 1,834 | 2,234 | 3,44,302 | 255 | 1,11,944 | 42 | 43,847 |
| 12 | सांगली | 1982-83 .. | 16 | 1,567 | 1,305 | 2,95,620 | 209 | 82,725 | 37 | 31,026 |
| | | 1983-84 .. | 16 | 1,598 | 1,340 | 3,03,125 | 223 | 86,428 | 37 | 32,544 |
| 13 | सोलापूर | 1982-83 .. | 25 | 2,986 | 1,882 | 3,69,156 | 218 | 95,610 | 24 | 27,292 |
| | | 1983-84 .. | 25 | 3,020 | 1,886 | 3,77,203 | 244 | 99,041 | 28 | 32,561 |
| 14 | कोल्हापूर | 1982-83 .. | 82 | 6,171 | 1,908 | 3,92,381 | 220 | 1,00,576 | 29 | 31,508 |
| | | 1983-84 .. | 89 | 6,954 | 1,930 | 4,02,450 | 253 | 1,06,937 | 31 | 35,700 |
| 15 | औरंगाबाद | 1982-83 .. | 26 | 2,143 | 1,421 | 2,10,874 | 171 | 70,014 | 2 | 1,692 |
| | | 1983-84 .. | 28 | 2,460 | 1,437 | 2,21,527 | 179 | 77,671 | 3 | 2,462 |
| 16 | जालना | 1982-83 .. | 7 | 705 | 1,041 | 1,11,985 | 73 | 28,426 | 3 | 2,773 |
| | | 1983-84 .. | 8 | 702 | 1,041 | 1,15,270 | 78 | 27,529 | 5 | 4,011 |
| 17 | परभणी | 1982-83 .. | 14 | 1,811 | 1,543 | 1,77,946 | 113 | 61,458 | 6 | 6,839 |
| | | 1983-84 .. | 14 | 1,829 | 1,548 | 1,77,982 | 123 | 66,908 | 8 | 8,811 |
| 18 | बीड | 1982-83 .. | 10 | 946 | 1,558 | 1,72,910 | 147 | 59,318 | 3 | 1,760 |
| | | 1983-84 .. | 10 | 946 | 1,560 | 1,79,158 | 154 | 61,915 | 6 | 3,347 |
| 19 | नांदेड | 1982-83 .. | 29 | 1,902 | 1,722 | 2,00,719 | 158 | 70,184 | 10 | 7,459 |
| | | 1983-84 .. | 29 | 1,954 | 1,729 | 2,21,396 | 166 | 70,677 | 13 | 10,874 |
| 20 | उस्मानाबाद | 1982-83 .. | 3 | 358 | 788 | 1,33,875 | 113 | 54,311 | 6 | 6,468 |
| | | 1983-84 .. | 3 | 388 | 795 | 1,29,228 | 124 | 58,018 | 6 | 6,772 |
| 21 | लातूर | 1982-83 .. | 3 | 249 | 1,050 | 1,85,092 | 153 | 67,935 | 5 | 4,802 |
| | | 1983-84 .. | 3 | 578 | 1,078 | 1,90,436 | 170 | 76,413 | 5 | 4,960 |
| 22 | बुलढाणा | 1982-83 .. | 7 | 605 | 1,367 | 2,05,341 | 133 | 50,670 | 24 | 24,213 |
| | | 1983-84 .. | 7 | 636 | 1,378 | 2,11,881 | 144 | 53,896 | 24 | 25,046 |

EDUCATION

TABLE No. 5.1 (14.1)

Institutions and enrolment by type of education

| विद्यापीठ शिक्षण विभाग (१) राष्ट्रीय महत्त्वाच्या संस्था (२) विद्यापीठ समान संस्था University teaching departments (1) institutions of national importance, (2) Institutions deemed as University | | महाविद्यालये (सर्वसाधारण) शिक्षण (कला व शास्त्र) Colleges of general education (Arts and Science) | | वाणिज्य महाविद्यालये/Commerce Colleges | | | | District |
|---|-------------------------|--|-------------------------|--|-------------------------|--|-------------------------|----------------|
| | | | | पदवीस्तर Degree level | | पदवीपूर्व स्तर Under-graduate level | | |
| संस्था Institution | विद्यार्थी Enrolment | संस्था Institution | विद्यार्थी Enrolment | संस्था Institution | विद्यार्थी Enrolment | संस्था Institution | विद्यार्थी Enrolment | (2) |
| (12) | (13) | (14) | (15) | (16) | (17) | (18) | (19) | |
| 30 | 7,762 | 40 | 93,703 | 18 | 50,797 | 27 | 3,532 | Greater Bombay |
| 31 | 8,206 | 43 | 1,00,545 | 20 | 52,412 | 27 | 2,935 | |
| .. | .. | 11 | 23,634 | 1 | 130 | 5 | 616 | Thane |
| .. | .. | 13 | 26,766 | 1 | 130 | 4 | 581 | |
| .. | .. | 4 | 4,003 | .. | .. | .. | .. | Raigad |
| .. | .. | 4 | 4,723 | 1 | 68 | .. | .. | |
| .. | .. | 4 | 3,469 | .. | .. | .. | .. | Ratnagiri |
| .. | .. | 4 | 3,941 | .. | .. | 1 | 84 | |
| .. | .. | 5 | 2,987 | .. | .. | .. | .. | Sindhudurg |
| .. | .. | 5 | 3,424 | .. | .. | .. | .. | |
| .. | .. | 18 | 24,250 | 1 | 3,225 | 1 | 449 | Nashik |
| .. | .. | 19 | 25,054 | 1 | 3,152 | 1 | 369 | |
| .. | .. | 12 | 14,873 | .. | .. | .. | .. | Dhule |
| .. | .. | 13 | 14,763 | 1 | 31 | .. | .. | |
| .. | .. | 15 | 25,119 | .. | .. | .. | .. | Jalgaon |
| .. | .. | 17 | 24,511 | 1 | 40 | .. | .. | |
| .. | .. | 15 | 22,167 | 1 | 1,340 | 1 | 190 | Ahmadnagar |
| .. | .. | 17 | 23,952 | 1 | 1,380 | 1 | 190 | |
| 25 | 3,549 | 21 | 37,500 | 5 | 8,836 | 1 | 294 | Pune |
| 32 | 3,452 | 26 | 41,604 | 8 | 9,523 | 1 | 338 | |
| .. | .. | 15 | 16,787 | 1 | 2,018 | 1 | 135 | Satara |
| .. | .. | 16 | 18,521 | 1 | 1,759 | 1 | 135 | |
| .. | .. | 16 | 15,055 | 2 | 2,151 | 1 | 29 | Sangli |
| .. | .. | 17 | 16,287 | 2 | 2,408 | 1 | 25 | |
| .. | .. | 14 | 17,171 | 3 | 3,671 | .. | .. | Solapur |
| .. | .. | 14 | 18,011 | 3 | 3,957 | .. | .. | |
| 6 | 1,204 | 16 | 19,031 | 1 | 2,098 | .. | .. | Kolhapur |
| 16 | 1,145 | 22 | 21,745 | 1 | 2,063 | .. | .. | |
| 17 | 2,363 | 19 | 19,062 | .. | .. | 1 | 36 | Aurangabad |
| 19 | 2,253 | 19 | 19,312 | .. | .. | 1 | 36 | |
| .. | .. | 2 | 2,561 | .. | .. | .. | .. | Jalna |
| .. | .. | 3 | 2,673 | .. | .. | .. | .. | |
| .. | .. | 6 | 6,580 | .. | .. | .. | .. | Parbhani |
| .. | .. | 9 | 6,734 | .. | .. | .. | .. | |
| .. | .. | 12 | 9,562 | .. | .. | .. | .. | Beed |
| .. | .. | 12 | 9,941 | .. | .. | .. | .. | |
| .. | .. | 11 | 11,911 | .. | .. | 1 | 3 | Nanded |
| .. | .. | 11 | 11,878 | .. | .. | 2 | 15 | |
| .. | .. | 9 | 7,779 | .. | .. | .. | .. | Osmanabad |
| .. | .. | 6 | 4,674 | .. | .. | .. | .. | |
| .. | .. | 8 | 7,468 | 1 | 1,046 | 1 | 35 | Latur |
| .. | .. | 11 | 10,601 | 1 | 1,033 | .. | .. | |
| .. | .. | 9 | 5,115 | .. | .. | .. | .. | Buldana |
| .. | .. | 11 | 5,456 | .. | .. | .. | .. | |

| (1) | (2) | (3) | (4) | (5) | (6) | (7) | (8) | (9) | (10) | (11) |
|------------------|----------|------------|-----|--------|--------|-----------|-------|-----------|------|-----------|
| 23 | भकोला | 1982-83 .. | 15 | 1,246 | 1,659 | 2,50,963 | 165 | 77,556 | 29 | 30,018 |
| | | 1983-84 .. | 15 | 1,288 | 1,672 | 2,55,589 | 198 | 83,351 | 32 | 31,886 |
| 24 | अमरावती | 1982-83 .. | 61 | 3,846 | 1,565 | 2,66,934 | 207 | 86,920 | 30 | 36,293 |
| | | 1983-84 .. | 70 | 4,070 | 1,577 | 2,72,345 | 237 | 91,151 | 34 | 40,606 |
| 25 | यवतमाळ | 1982-83 .. | 28 | 2,601 | 1,861 | 2,42,229 | 156 | 55,860 | 27 | 26,324 |
| | | 1983-84 .. | 28 | 2,627 | 1,861 | 2,50,286 | 171 | 59,320 | 29 | 28,570 |
| 26 | वर्धा | 1982-83 .. | 10 | 1,494 | 953 | 1,32,804 | 105 | 49,553 | 18 | 22,394 |
| | | 1983-84 .. | 8 | 11,198 | 960 | 1,37,622 | 117 | 52,371 | 19 | 23,596 |
| 27 | नागपूर | 1982-83 .. | 36 | 2,885 | 1,882 | 3,30,610 | 261 | 1,63,346 | 47 | 64,442 |
| | | 1983-84 .. | 30 | 2,885 | 1,885 | 3,40,513 | 285 | 1,65,721 | 48 | 67,533 |
| 28 | मंडारा | 1982-83 .. | 5 | 509 | 1,502 | 2,53,025 | 141 | 67,419 | 36 | 36,679 |
| | | 1983-84 .. | 5 | 509 | 1,502 | 2,53,025 | 141 | 67,419 | 36 | 36,679 |
| 29 | चंद्रपूर | 1982-83 .. | 15 | 1,142 | 1,415 | 1,86,407 | 113 | 57,527 | 16 | 18,853 |
| | | 1983-84 .. | 15 | 1,259 | 1,438 | 1,94,855 | 117 | 59,503 | 20 | 24,182 |
| 30 | गडचिरोली | 1982-83 .. | .. | .. | 836 | 71,391 | 31 | 10,874 | 5 | 3,592 |
| | | 1983-84 .. | .. | .. | 855 | 73,851 | 35 | 11,712 | 6 | 4,767 |
| महाराष्ट्र राज्य | | 1982-83 .. | 653 | 72,987 | 52,209 | 88,24,456 | 5,633 | 27,88,103 | 849 | 9,68,268 |
| | | 1983-84 .. | 688 | 75,731 | 52,667 | 90,30,628 | 6,063 | 29,27,891 | 926 | 10,73,273 |

*३० सप्टेंबर १९८२ रोजी/
*३० सप्टेंबर १९८३ रोजी/

TABLE No. 5.1 (14.1)—*contd.*

| (12) | (13) | (14) | (15) | (16) | (17) | (18) | (19) | (2) |
|------------|---------------|------------|-----------------|-----------|---------------|-----------|--------------|--------------------------|
| .. | .. | 11 | 10,578 | 1 | 2,211 | .. | .. | Akola |
| .. | .. | 12 | 118 | 1 | 2,484 | .. | .. | |
| 3 | .. | 22 | 16,885 | .. | .. | .. | .. | Amravati |
| 2 | 17 | 22 | 18,282 | .. | .. | .. | .. | |
| .. | .. | 11 | 8,350 | .. | .. | .. | .. | Yavatmal |
| .. | .. | 13 | 9,103 | .. | .. | .. | .. | |
| .. | .. | 6 | 6,175 | 1 | 1,900 | .. | .. | Wardha |
| .. | .. | 6 | 6,331 | 1 | 1,945 | .. | .. | |
| 31 | 2,812 | 24 | 37,132 | 1 | 2,912 | 2 | 177 | Nagpur |
| 31 | 2,665 | 26 | 38,223 | 2 | 2,940 | 2 | 195 | |
| .. | .. | 9 | 8,234 | .. | .. | .. | .. | Bhandara |
| .. | .. | 10 | 8,854 | .. | .. | .. | .. | |
| .. | .. | 11 | 10,716 | .. | .. | .. | .. | Chandrapur |
| .. | .. | 12 | 10,826 | .. | .. | .. | .. | |
| .. | .. | 2 | 511 | .. | .. | .. | .. | Gadchiroli |
| .. | .. | 4 | 770 | .. | .. | .. | .. | |
| 132 | 17,690 | 378 | 4,88,368 | 37 | 82,335 | 42 | 5,496 | Maharashtra State |
| 131 | 17,738 | 417 | 5,19,368 | 46 | 85,325 | 42 | 4,903 | |

* As on 30th September 1982.

* As on 30th September 1983.

| | | शिक्षकीना प्रशिक्षण/ | | | | | | |
|-----------------------------|------------|-----------------------|--------------------------------------|-------------------------|--------------------------------------|-------------------------|--------------------------------|-------------------------|
| | | पदवीस्तर/Degree level | | | | | | |
| अनुक्रमांक Serial No. | जिल्हा | वर्ष *Year | शिक्षणशास्त्र पदवी बी. एड. B. Ed. | | शारीरिक शिक्षण Physical education | | शिक्षणशास्त्र पदविका D. Ed. | |
| | | | संस्था Institution | विद्यार्थी Enrolment | संस्था Institution | विद्यार्थी Enrolment | संस्था Institution | विद्यार्थी Enrolment |
| (1) | (2) | (3) | (20) | (21) | (22) | (23) | (24) | (25) |
| 1 | बृहन्मुंबई | 1982-83 .. | 10 | 1,196 | 2 | 203 | 9 | 1,391 |
| | | 1983-84 .. | 10 | 1,206 | 2 | 204 | 12 | 1,763 |
| 2 | ठाणे | 1982-83 .. | 1 | 277 | .. | .. | 5 | 467 |
| | | 1983-84 .. | 1 | 294 | .. | .. | 6 | 475 |
| 3 | रायगड | 1982-83 .. | 1 | 81 | .. | .. | 3 | 379 |
| | | 1983-84 .. | 1 | 85 | .. | .. | 3 | 387 |
| 4 | रत्नागिरी | 1982-83 .. | 1 | 80 | .. | .. | 2 | 214 |
| | | 1983-84 .. | 1 | 80 | .. | .. | 3 | 308 |
| 5 | सिंधुदुर्ग | 1982-83 .. | .. | .. | .. | .. | 4 | 305 |
| | | 1983-84 .. | .. | .. | .. | .. | 4 | 310 |
| 6 | नाशिक | 1982-83 .. | 1 | 336 | .. | .. | 5 | 454 |
| | | 1983-84 .. | 1 | 307 | .. | .. | 6 | 488 |
| 7 | धुळे | 1982-83 .. | 2 | 257 | .. | .. | 3 | 409 |
| | | 1983-84 .. | 2 | 208 | .. | .. | 4 | 559 |
| 8 | जळगांव | 1982-83 .. | 2 | 292 | .. | .. | 3 | 340 |
| | | 1983-84 .. | 2 | 263 | .. | .. | 3 | 340 |
| 9 | अहमदनगर | 1982-83 .. | 3 | 425 | .. | .. | 6 | 558 |
| | | 1983-84 .. | 3 | 368 | .. | .. | 6 | 679 |
| 10 | पुणे | 1982-83 .. | 4 | 937 | 1 | 121 | 6 | 663 |
| | | 1983-84 .. | 4 | 785 | 1 | 120 | 7 | 788 |
| 11 | सातारा | 1982-83 .. | 1 | 253 | .. | .. | 7 | 528 |
| | | 1983-84 .. | 1 | 253 | .. | .. | 8 | 605 |
| 12 | सांगली | 1982-83 .. | 1 | 106 | .. | .. | 7 | 592 |
| | | 1983-84 .. | 1 | 136 | .. | .. | 7 | 623 |
| 13 | सोलापूर | 1982-83 .. | 3 | 489 | .. | .. | 5 | 532 |
| | | 1983-84 .. | 3 | 481 | .. | .. | 6 | 966 |
| 14 | कोल्हापूर | 1982-83 .. | 2 | 266 | .. | .. | 5 | 461 |
| | | 1983-84 .. | 2 | 289 | .. | .. | 6 | 540 |
| 15 | औरंगाबाद | 1982-83 .. | 2 | 258 | 1 | 150 | 3 | 360 |
| | | 1983-84 .. | 2 | 271 | 1 | 150 | 4 | 401 |
| 16 | जालना | 1982-83 .. | .. | .. | .. | .. | 1 | 147 |
| | | 1983-84 .. | .. | .. | .. | .. | 1 | 149 |
| 17 | परभणी | 1982-83 .. | 1 | 112 | .. | .. | 2 | 212 |
| | | 1983-84 .. | 1 | 109 | .. | .. | 2 | 178 |
| 18 | बीड | 1982-83 .. | 1 | 110 | .. | .. | 2 | 144 |
| | | 1983-84 .. | 1 | 107 | .. | .. | 2 | 149 |
| 19 | नांदेड | 1982-83 .. | 1 | 94 | .. | .. | 3 | 331 |
| | | 1983-84 .. | 1 | 98 | .. | .. | 3 | 358 |
| 20 | उस्मानाबाद | 1982-83 .. | 1 | 108 | .. | .. | 3 | 215 |
| | | 1983-84 .. | 1 | 110 | .. | .. | 3 | 255 |
| 21 | लातूर | 1982-83 .. | .. | .. | .. | .. | 2 | 247 |
| | | 1983-84 .. | .. | .. | .. | .. | 2 | 238 |
| 22 | बुलढाणा | 1982-83 .. | 1 | 70 | .. | .. | 3 | 348 |
| | | 1983-84 .. | 1 | 70 | .. | .. | 3 | 338 |
| 23 | अकोला | 1982-83 .. | 1 | 89 | .. | .. | 3 | 398 |
| | | 1983-84 .. | 1 | 90 | .. | .. | 3 | 411 |
| 24 | अमरावती | 1982-83 .. | 1 | 516 | 1 | 879 | 5 | 569 |
| | | 1983-84 .. | 1 | 522 | 1 | 1,199 | 5 | 604 |
| 25 | यवतमाळ | 1982-83 .. | 1 | 70 | .. | .. | 3 | 233 |
| | | 1983-84 .. | 1 | 70 | .. | .. | 4 | 347 |

| (1) | (2) | (3) | (20) | (21) | (22) | (23) | (24) | (25) |
|-----|------------------|------------|------|-------|------|-------|------|--------|
| 26 | वर्धा | 1982-83 .. | 1 | 159 | .. | .. | 3 | 227 |
| | | 1983-84 .. | 1 | 170 | .. | .. | 3 | 228 |
| 27 | नागपूर | 1982-83 .. | 1 | 200 | 2 | 295 | 7 | 528 |
| | | 1983-84 .. | 1 | 200 | 2 | 565 | 9 | 748 |
| 28 | भंडारा | 1982-83 .. | 2 | 266 | .. | .. | 3 | 320 |
| | | 1983-84 .. | 2 | 306 | .. | .. | 4 | 413 |
| 29 | चंद्रपूर | 1982-83 .. | 1 | 276 | .. | .. | 2 | 229 |
| | | 1983-84 .. | 1 | 139 | .. | .. | 2 | 230 |
| 30 | गडचिरोली | 1982-83 .. | .. | .. | .. | .. | .. | .. |
| | | 1983-84 .. | .. | .. | .. | .. | .. | .. |
| | महाराष्ट्र राज्य | 1982-83 .. | 47 | 7,323 | 7 | 1,648 | 115 | 11,801 |
| | | 1983-84 .. | 47 | 7,017 | 7 | 2,238 | 131 | 13,878 |

TABLE No. 5.1 (14.1)—contd.

| (26) | (27) | (28) | (29) | (30) | (31) | (32) | (33) | (2) |
|------|-------|------|-------|------|------|------|------|-------------------|
| .. | .. | .. | .. | .. | .. | .. | .. | Wardha |
| .. | .. | .. | .. | .. | .. | .. | .. | Nagpur |
| .. | .. | 2 | 234 | .. | .. | .. | .. | |
| .. | .. | .. | .. | .. | .. | .. | .. | Bhandara |
| .. | .. | 1 | 79 | .. | .. | .. | .. | |
| .. | .. | .. | .. | .. | .. | .. | .. | Chandrapur |
| .. | .. | .. | .. | .. | .. | .. | .. | |
| .. | .. | .. | .. | .. | .. | .. | .. | Gadchiroli |
| .. | .. | .. | .. | .. | .. | .. | .. | |
| 15 | 1,843 | 13 | 1,346 | 2 | 196 | 6 | 590 | Maharashtra State |
| 15 | 2,110 | .. | .. | 2 | 242 | 6 | 593 | |

| अनुक्रमांक Serial No. | जिल्हा | वर्ष *Year | अभियांत्रिकी, वास्तुशास्त्र व तंत्रशास्त्र Engineering, architecture and technology | | | | | | कायदा Law | |
|-----------------------------|------------|---------------|--|-------------------------|--|-------------------------|-----------------------------|-------------------------|---------------------------|-------------------------|
| | | | पदवी स्तर Degree level | | पदवीपूर्व स्तर Under graduate level | | शालेय स्तर School level | | पदवी स्तर Degree level | |
| | | | संस्था Institu- tions | विद्यार्थी Enrolment | संस्था Institutions | विद्यार्थी Enrolment | संस्था Institu- tions | विद्यार्थी Enrolment | संस्था Institutions | विद्यार्थी Enrolment |
| (1) | (2) | (3) | (34) | (35) | (36) | (37) | (38) | (39) | (40) | (41) |
| 1 | बृहन्मंबई | 1982-83 .. | 3 | 3,243 | 33 | 10,569 | 4 | 483 | 8 | 7,712 |
| | | 1983-84 .. | 4 | 3,838 | 30 | 7,998 | 4 | 427 | 8 | 9,007 |
| 2 | ठाणे | 1982-83 .. | .. | .. | 5 | 1,539 | 1 | .. | 1 | 1,071 |
| | | 1983-84 .. | .. | .. | 5 | 1,601 | 1 | .. | 1 | 1,348 |
| 3 | रायगड | 1982-83 .. | .. | .. | 3 | 834 | 5 | 161 | 1 | 16 |
| | | 1983-84 .. | .. | .. | 4 | 992 | 4 | 62 | .. | .. |
| 4 | रत्नागिरी | 1982-83 .. | .. | .. | 2 | 730 | 4 | 694 | .. | .. |
| | | 1983-84 .. | .. | .. | 2 | 611 | 4 | 819 | 1 | 16 |
| 5 | सिधुदुर्ग | 1982-83 .. | .. | .. | .. | .. | 1 | 157 | .. | .. |
| | | 1983-84 .. | .. | .. | .. | .. | 1 | 150 | .. | .. |
| 6 | नाशिक | 1982-83 .. | .. | .. | 9 | 1,525 | 3 | 1,430 | 2 | 924 |
| | | 1983-84 .. | 1 | 66 | 9 | 1,667 | 3 | 1,456 | 2 | 919 |
| 7 | धुळे | 1982-83 .. | .. | .. | 3 | 1,478 | 2 | 381 | 1 | 262 |
| | | 1983-84 .. | 2 | 24 | 4 | 1,236 | 1 | .. | 1 | 262 |
| 8 | जळगांव | 1982-83 .. | .. | .. | 2 | 1,111 | 2 | .. | 1 | 338 |
| | | 1983-84 .. | 1 | 186 | 2 | 1,535 | 2 | .. | 1 | 374 |
| 9 | अहमदनगर | 1982-83 .. | 1 | 105 | 5 | 902 | 1 | 48 | 1 | 499 |
| | | 1983-84 .. | 3 | 527 | 5 | 951 | 1 | 49 | 1 | 640 |
| 10 | पुणे | 1982-83 .. | 2 | 2,291 | 16 | 5,784 | 7 | 731 | 4 | 3,631 |
| | | 1983-84 .. | 5 | 2,722 | 18 | 6,289 | 8 | 723 | 4 | 3,607 |
| 11 | सातारा | 1982-83 .. | 1 | 718 | 4 | 2,550 | 4 | 1,080 | 1 | 416 |
| | | 1983-84 .. | 2 | 1,181 | 4 | 2,563 | 3 | 97 | 1 | 321 |
| 12 | सांगली | 1982-83 .. | 1 | 1,448 | 7 | 1,199 | .. | .. | 1 | 461 |
| | | 1983-84 .. | 1 | 1,448 | 7 | 1,316 | .. | .. | 1 | 559 |
| 13 | सोलापूर | 1982-83 .. | .. | .. | 4 | 2,195 | 1 | 99 | 2 | 371 |
| | | 1983-84 .. | 1 | 361 | 5 | 1,564 | 1 | 103 | 2 | 467 |
| 14 | कोल्हापूर | 1982-83 .. | .. | .. | 7 | 4,547 | .. | .. | 1 | 631 |
| | | 1983-84 .. | 2 | 453 | 7 | 4,445 | .. | .. | 1 | 631 |
| 15 | औरंगाबाद | 1982-83 .. | 1 | 764 | 10 | 1,331 | 2 | .. | 2 | 1,697 |
| | | 1983-84 .. | 1 | 748 | 11 | 1,851 | 2 | 10 | 2 | 1,840 |
| 16 | जालना | 1982-83 .. | .. | .. | 3 | 211 | .. | .. | .. | .. |
| | | 1983-84 .. | .. | .. | 4 | 311 | .. | .. | 1 | 94 |
| 17 | परभणी | 1982-83 .. | 1 | 114 | 3 | 906 | .. | .. | .. | .. |
| | | 1983-84 .. | 1 | 105 | 4 | 919 | .. | .. | 1 | 341 |
| 18 | बीड | 1982-83 .. | .. | .. | 4 | 466 | 1 | 14 | 1 | 197 |
| | | 1983-84 .. | .. | .. | 4 | 672 | 1 | 14 | 1 | 187 |
| 19 | नांदेड | 1982-83 .. | 1 | 124 | 4 | 1,217 | 2 | 110 | 1 | 1,344 |
| | | 1983-84 .. | 1 | 161 | 6 | 1,229 | 2 | 110 | 1 | 1,958 |
| 20 | उस्मानाबाद | 1982-83 .. | .. | .. | 3 | 236 | .. | .. | .. | .. |
| | | 1983-84 .. | .. | .. | 3 | 242 | .. | .. | .. | .. |
| 21 | लातूर | 1982-83 .. | .. | .. | 6 | 1,657 | .. | .. | 1 | 395 |
| | | 1983-84 .. | 2 | 615 | 6 | 1,845 | .. | .. | 1 | 483 |
| 22 | बुलढाणा | 1982-83 .. | .. | .. | 5 | 1,215 | 2 | 411 | .. | .. |
| | | 1983-84 .. | .. | .. | 5 | 1,132 | 2 | .. | .. | .. |
| 23 | अकोला | 1982-83 .. | 1 | 81 | 6 | 909 | 1 | 40 | .. | .. |
| | | 1983-84 .. | 1 | 93 | 6 | 1,319 | .. | .. | 93 | .. |
| 24 | अमरावती | 1982-83 .. | 1 | 848 | 5 | 1,876 | .. | .. | 1 | 485 |
| | | 1983-84 .. | 2 | 1,037 | 6 | 2,743 | .. | .. | 1 | 530 |
| 25 | यवतमाळ | 1982-83 .. | .. | .. | 5 | 1,013 | 1 | .. | .. | .. |
| | | 1983-84 .. | .. | .. | 5 | 905 | 1 | .. | .. | .. |

TABLE No. 5.1 (14.1)—contd.

| कृषि, पशुवैद्यक शास्त्र व कुक्कटपालन प्रशिक्षण Agriculture, Veterinary Science and Poultry training | | | | संगीत, ललितकला व उपयोजित कला Music, fine arts and applied arts | | District |
|--|-------------------------|----------------------------|-------------------------|---|-------------------------|----------------|
| पदवी स्तर Degree level | | शालीय स्तर School level | | पदवी स्तर Degree level | | |
| संस्था Institutions | विद्यार्थी Enrolment | संस्था Institutions | विद्यार्थी Enrolment | संस्था Institutions | विद्यार्थी Enrolment | |
| (42) | (43) | (44) | (45) | (46) | (47) | |
| 2 | 511 | .. | .. | 4 | 1,555 | Greater Bombay |
| 2 | 505 | 1 | 150 | 4 | 1,607 | Thane |
| .. | .. | 1 | 93 | .. | .. | Raigad |
| .. | .. | 1 | 83 | .. | .. | Ratnagiri |
| .. | .. | 1 | 55 | .. | .. | Sindhudurg |
| .. | .. | 1 | 57 | .. | .. | Nashik |
| 1 | 304 | .. | .. | .. | .. | Dhule |
| 1 | 337 | 1 | 98 | .. | .. | Jalgaon |
| .. | .. | 1 | 91 | .. | .. | Ahmadnagar |
| .. | .. | .. | .. | .. | .. | Pune |
| .. | .. | 1 | 128 | .. | .. | Satara |
| .. | .. | 1 | 150 | .. | .. | Sangli |
| 1 | 294 | 1 | 86 | .. | .. | Solapur |
| 1 | 308 | 1 | 86 | .. | .. | Kolhapur |
| .. | .. | 1 | 151 | .. | .. | Aurangabad |
| .. | .. | 1 | 139 | .. | .. | Jalna |
| 1 | 250 | 1 | 93 | .. | .. | Parbhani |
| 1 | 251 | 1 | 101 | .. | .. | Beed |
| 1 | 585 | 2 | 266 | .. | .. | Nanded |
| 1 | 585 | 2 | 143 | .. | .. | Osmanabad |
| .. | .. | 1 | 108 | .. | .. | Latur |
| .. | .. | 1 | 108 | .. | .. | Buldana |
| .. | .. | 1 | 113 | .. | .. | Akola |
| .. | .. | 1 | 110 | .. | .. | Amravati |
| .. | .. | 1 | 92 | .. | .. | Yavatmal |
| .. | .. | 1 | 244 | .. | .. | .. |
| 1 | 507 | 2 | 225 | .. | .. | .. |
| 1 | 529 | 2 | 347 | .. | .. | .. |
| .. | .. | 1 | 113 | 1 | 343 | .. |
| .. | .. | 1 | 60 | 1 | 395 | .. |
| .. | .. | .. | .. | .. | .. | .. |
| .. | .. | .. | .. | .. | .. | .. |
| 2 | 1,260 | 1 | 135 | .. | .. | .. |
| 2 | 1,145 | 1 | 149 | .. | .. | .. |
| .. | .. | 1 | 117 | .. | .. | .. |
| .. | .. | 1 | 244 | .. | .. | .. |
| .. | .. | 1 | 116 | .. | .. | .. |
| .. | .. | 1 | 114 | .. | .. | .. |
| .. | .. | .. | .. | .. | .. | .. |
| .. | .. | .. | .. | .. | .. | .. |
| .. | .. | 1 | 119 | .. | .. | .. |
| .. | .. | 1 | 122 | .. | .. | .. |
| .. | .. | 1 | 57 | .. | .. | .. |
| .. | .. | 1 | 50 | .. | .. | .. |
| 2 | 439 | 1 | 117 | .. | .. | .. |
| 2 | 435 | 1 | 117 | .. | .. | .. |
| 1 | 449 | 1 | 116 | .. | .. | .. |
| 1 | 408 | 1 | 116 | .. | .. | .. |
| .. | .. | 1 | 115 | .. | .. | .. |
| .. | .. | 1 | 115 | .. | .. | .. |

| (1) | (2) | (3) | (34) | (35) | (36) | (37) | (38) | (39) | (40) | (41) |
|-----|------------------|---------|------|--------|------|--------|------|-------|------|--------|
| 26 | वर्धा | 1982-83 | .. | .. | 5 | 976 | 3 | .. | .. | .. |
| | | 1983-84 | .. | .. | 5 | 797 | 3 | .. | .. | .. |
| 27 | नागपूर | 1982-83 | 3 | 2,164 | 9 | 2,326 | 4 | 213 | 2 | 2,797 |
| | | 1983-84 | 3 | 2,095 | 8 | 2,771 | 4 | 213 | 1 | 2,516 |
| 28 | भंडारा | 1982-83 | .. | .. | 2 | 641 | 3 | .. | .. | .. |
| | | 1983-84 | .. | .. | 2 | 651 | 2 | .. | .. | .. |
| 29 | चंद्रपूर | 1982-83 | .. | .. | 1 | 579 | 1 | .. | .. | .. |
| | | 1983-84 | .. | .. | 1 | 644 | 1 | .. | .. | .. |
| 30 | गडचिरोली | 1982-83 | .. | .. | 3 | 184 | .. | .. | .. | .. |
| | | 1983-84 | .. | .. | 3 | 219 | .. | .. | .. | .. |
| | महाराष्ट्र राज्य | 1982-83 | 16 | 11,900 | 174 | 50,706 | 55 | 6,052 | 32 | 23,207 |
| | | 1983-84 | 33 | 15,660 | 181 | 51,018 | 51 | 4,233 | 33 | 26,100 |

TABLE No. 5.1 (14.1)—*contd.*

| (42) | (43) | (44) | (45) | (46) | (47) | (2) |
|------|-------|------|-------|------|-------|-------------------|
| .. | .. | 1 | 84 | .. | .. | Wardha |
| .. | .. | 1 | 116 | .. | .. | |
| 2 | 967 | 1 | 113 | 2 | 659 | Nagpur |
| 2 | 961 | 1 | 113 | 2 | 622 | |
| .. | .. | 1 | 118 | .. | .. | Bhandara |
| .. | .. | 1 | 117 | .. | .. | |
| 1 | 208 | 1 | 114 | .. | .. | Chandrapur |
| 1 | 208 | 1 | 114 | .. | .. | |
| .. | .. | .. | .. | .. | .. | Gadchiroli |
| .. | .. | .. | .. | .. | .. | |
| 15 | 5,744 | 27 | 2,935 | 7 | 2,557 | Maharashtra State |
| 15 | 5,672 | 27 | 3,224 | 7 | 2,624 | |

TABLE No. 5.1 (14.1) contd.

| व औषधशास्त्र. and Pharmacy | | वैद्यकीय, शूश्रूषा, प्रसुतिशास्त्र व औषधशास्त्र Medical, Nursing, Midwifery and pharmacy | | | | | | | | District |
|-------------------------------|------------------------------|---|------------------------------|-----------------------------|------------------------------|-----------------------------|------------------------------|---|-------------------------|----------------|
| पदवीस्तर Degree level | | पदवीपूर्व स्तर Under graduate level | | | | शालेय स्तर School level | | | | |
| आयुर्वेद Ayurved | | इतर Others | | समचिकित्सा Homeopathy | | इतर Others | | शूश्रूषा, प्रसुतिशास्त्र Nursing and midwifery | | |
| संस्था Institu- tions | विद्यार्थी Enrol- ment | संस्था Institu- tions | विद्यार्थी Enrol- ment | संस्था Institu- tions | विद्यार्थी Enrol- ment | संस्था Institu- tions | विद्यार्थी Enrol- ment | संस्था Institu- tions | विद्यार्थी Enrolment | (2) |
| (54) | (55) | (56) | (57) | (58) | (59) | (60) | (61) | (62) | (63) | |
| 3 | 1,081 | 7 | 1,573 | 1 | 379 | 14 | 2,495 | 1 | 14 | Greater Bombay |
| 3 | 963 | 7 | 1,577 | 1 | 379 | 16 | 1,981 | 1 | 14 | |
| .. | .. | .. | .. | .. | .. | 3 | 202 | .. | .. | Thane |
| .. | .. | .. | .. | .. | .. | 3 | 202 | .. | .. | |
| .. | .. | .. | .. | .. | .. | 1 | 47 | .. | .. | Raigad |
| .. | .. | .. | .. | .. | .. | 1 | 47 | .. | .. | |
| .. | .. | .. | .. | .. | .. | 1 | 42 | 1 | 32 | Ratnagiri |
| .. | .. | .. | .. | .. | .. | 1 | 73 | 1 | 32 | |
| .. | .. | .. | .. | .. | .. | .. | .. | .. | .. | Sindhudurg |
| .. | .. | .. | .. | .. | .. | .. | .. | .. | .. | |
| 1 | 285 | .. | .. | .. | .. | 2 | 252 | .. | .. | Nasik |
| 1 | 240 | 1 | 102 | .. | .. | 2 | 302 | .. | .. | |
| 1 | 131 | .. | .. | .. | .. | 1 | 78 | .. | .. | Dhule |
| 1 | 146 | .. | .. | .. | .. | 1 | 76 | .. | .. | |
| .. | .. | .. | .. | 1 | 183 | 1 | 67 | .. | .. | Jalgaon |
| .. | .. | .. | .. | 1 | 130 | 2 | 487 | .. | .. | |
| 1 | 324 | .. | .. | .. | .. | 3 | 187 | .. | .. | Ahmadnagar |
| 1 | 213 | .. | .. | .. | .. | 3 | 227 | .. | .. | |
| 2 | 763 | 1 | 125 | 1 | 334 | 4 | 518 | 1 | 66 | Pune |
| 2 | 648 | 2 | 473 | .. | .. | 4 | 617 | 1 | 66 | |
| 1 | 304 | 1 | 250 | .. | .. | 3 | 128 | .. | .. | Satara |
| 1 | 273 | 1 | 251 | .. | .. | 3 | 157 | .. | .. | |
| 1 | 102 | 1 | 192 | 1 | 196 | 1 | 59 | .. | .. | Sangli |
| 1 | 143 | 1 | 93 | 1 | 196 | 2 | 156 | .. | .. | |
| 1 | 352 | .. | .. | .. | .. | 3 | 200 | .. | .. | Solapur |
| 1 | 339 | .. | .. | .. | .. | 4 | 302 | .. | .. | |
| .. | .. | .. | .. | .. | .. | 2 | 237 | .. | .. | Kolhapur |
| .. | .. | .. | .. | .. | .. | 2 | 296 | .. | .. | |
| .. | .. | .. | .. | 1 | 218 | 3 | 420 | .. | .. | Aurangabad |
| .. | .. | 1 | 25 | 1 | 183 | 2 | 317 | .. | .. | |
| .. | .. | .. | .. | 1 | 136 | 1 | 45 | .. | .. | Jalna |
| .. | .. | .. | .. | 1 | 148 | 1 | 45 | .. | .. | |
| .. | .. | .. | .. | .. | .. | 1 | 42 | .. | .. | Parbhani |
| .. | .. | .. | .. | .. | .. | 2 | 148 | .. | .. | |
| .. | .. | .. | .. | 1 | 169 | 1 | 26 | .. | .. | Beed |
| .. | .. | .. | .. | 1 | 169 | 2 | 96 | .. | .. | |
| 1 | 344 | .. | .. | .. | .. | 1 | 30 | 1 | 53 | Nanded |
| 1 | 319 | .. | .. | .. | .. | 2 | 171 | 1 | 53 | |
| .. | .. | .. | .. | .. | .. | .. | .. | .. | .. | Osmanabad |
| .. | .. | .. | .. | .. | .. | 2 | 256 | .. | .. | |
| .. | .. | .. | .. | .. | .. | 1 | 108 | .. | .. | Latur |
| .. | .. | .. | .. | .. | .. | 1 | 108 | .. | .. | |
| .. | .. | .. | .. | 3 | 626 | .. | .. | .. | .. | Buldana |
| .. | .. | .. | .. | 3 | 510 | 1 | 80 | .. | .. | |
| 1 | 389 | .. | .. | 2 | 395 | 2 | 222 | 1 | 95 | Akola |
| 1 | 398 | .. | .. | 2 | 363 | 2 | 201 | 1 | 95 | |

| (1) | (2) | (3) | (48) | (49) | (50) | (51) | (52) | (53) |
|-----|------------------|---------|------|------|------|-------|------|--------|
| 24 | अमरावती | 1982-83 | .. | .. | 3 | 189 | .. | .. |
| | | 1983-84 | .. | .. | 3 | 145 | .. | .. |
| 25 | यवतमाळ | 1982-83 | .. | .. | 1 | 95 | .. | .. |
| | | 1983-84 | .. | .. | 1 | 95 | .. | .. |
| 26 | वर्धा | 1982-83 | .. | .. | 1 | 204 | 1 | 358 |
| | | 1983-84 | .. | .. | 1 | 204 | 1 | 358 |
| 27 | नागपूर | 1982-83 | .. | .. | 3 | 626 | 2 | 1,450 |
| | | 1983-84 | .. | .. | 3 | 653 | 2 | 1,352 |
| 28 | भंडारा | 1982-83 | .. | .. | .. | .. | .. | .. |
| | | 1983-84 | .. | .. | .. | .. | .. | .. |
| 29 | चंद्रपूर | 1982-83 | .. | .. | .. | .. | .. | .. |
| | | 1983-84 | .. | .. | .. | .. | .. | .. |
| 30 | गढचिरोली | 1983-84 | .. | .. | .. | .. | .. | .. |
| | | 1983-84 | .. | .. | .. | .. | .. | .. |
| | महाराष्ट्र राज्य | 1982-83 | 6 | 367 | 41 | 4,998 | 13 | 11,732 |
| | | 1983-84 | 5 | 389 | 42 | 5,274 | 13 | 11,348 |

TABLE No. 5.1 (14.1)—contd.

| (54) | (55) | (56) | (57) | (58) | (59) | (60) | (61) | (62) | (63) | (2) |
|-----------|--------------|-----------|--------------|-----------|--------------|-----------|--------------|----------|------------|--------------------------|
| 2 | 806 | .. | .. | 5 | 725 | 1 | 117 | 1 | 91 | Amravati |
| 2 | 819 | .. | .. | 5 | 642 | 1 | 102 | 1 | 91 | |
| 1 | 334 | .. | .. | 2 | 423 | 1 | 29 | .. | .. | Yavatmal |
| 1 | 356 | .. | .. | 2 | 345 | 1 | 69 | .. | .. | |
| .. | .. | .. | .. | 2 | 397 | 2 | 110 | 1 | 28 | Wardha |
| .. | .. | .. | .. | 2 | 294 | 2 | 140 | 1 | 28 | |
| 2 | 808 | 1 | 146 | 2 | 385 | 7 | 916 | .. | .. | Nagpur |
| 2 | 811 | 1 | 129 | 2 | 364 | 7 | 767 | .. | .. | |
| .. | .. | .. | .. | .. | .. | .. | .. | 1 | 35 | Bhandara |
| .. | .. | .. | .. | .. | .. | .. | .. | .. | .. | |
| .. | .. | .. | .. | 1 | 191 | .. | .. | .. | .. | Chandrapur |
| .. | .. | .. | .. | 1 | 171 | 1 | 21 | 1 | 35 | |
| .. | .. | .. | .. | .. | .. | .. | .. | .. | .. | Gadchiroli |
| .. | .. | .. | .. | .. | .. | .. | .. | .. | .. | |
| 18 | 6,023 | 11 | 2,286 | 24 | 4,757 | 60 | 6,577 | 8 | 414 | Maharashtra State |
| 18 | 5,668 | 14 | 2,650 | 23 | 3,894 | 71 | 7,444 | 8 | 414 | |

टीप/—स्तंभ क्रमांक/Column No. 56 and 57 यात दंतशास्त्र औषधशास्त्र व शुश्रूषा यांचा समावेश आहे./Includes dental, Pharmacy and nursing.
स्तंभ क्रमांक/Column No. 60 and 61 यात शुश्रूषा, औषधशास्त्र (पदवीपूर्व) यांचा समावेश आहे./Includes nursing, Pharmacy (under-graduate)

इतर प्रकारच्या संस्था/
Other types of Institutions

| अनुक्रमांक Serial No. | जिल्हा | वर्ष * Year | पदवी स्तर | | पदवीपूर्व स्तर | | शालेय स्तर | |
|-----------------------------|------------|----------------|------------------------|-------------------------|------------------------|-------------------------|------------------------|-------------------------|
| | | | Degree level | | Under graduate level | | School level | |
| | | | संस्था Institutions | विद्यार्थी Enrolment | संस्था Institutions | विद्यार्थी Enrolment | संस्था Institutions | विद्यार्थी Enrolment |
| (1) | (2) | (3) | (64) | (65) | (66) | (67) | (68) | (69) |
| 1 | बृहन्मुंबई | 1982-83 .. | 10 | 2,431 | 3 | 296 | .. | .. |
| | | 1983-84 .. | 12 | 3,624 | 3 | 276 | .. | .. |
| 2 | ठाणे | 1982-83 .. | .. | .. | .. | .. | .. | .. |
| | | 1983-84 .. | .. | .. | .. | .. | .. | .. |
| 3 | रायगड | 1982-83 .. | .. | .. | .. | .. | .. | .. |
| | | 1983-84 .. | .. | .. | .. | .. | .. | .. |
| 4 | रत्नागिरी | 1982-83 .. | 1 | 38 | .. | .. | .. | .. |
| | | 1983-84 .. | 1 | 57 | .. | .. | .. | .. |
| 5 | सिधदुर्ग | 1982-83 .. | .. | .. | .. | .. | .. | .. |
| | | 1983-84 .. | .. | .. | .. | .. | .. | .. |
| 6 | नाशिक | 1982-83 .. | .. | .. | .. | .. | .. | .. |
| | | 1983-84 .. | .. | .. | .. | .. | .. | .. |
| 7 | धुळे | 1982-83 .. | .. | .. | .. | .. | .. | .. |
| | | 1983-84 .. | .. | .. | .. | .. | .. | .. |
| 8 | जळगाव | 1982-83 .. | .. | .. | .. | .. | .. | .. |
| | | 1983-84 .. | .. | .. | .. | .. | .. | .. |
| 9 | अहमदनगर | 1982-83 .. | .. | .. | .. | .. | .. | .. |
| | | 1983-84 .. | .. | .. | .. | .. | .. | .. |
| 10 | पुणे | 1982-83 .. | 8 | 3,078 | 1 | 78 | .. | .. |
| | | 1983-84 .. | 7 | 2,711 | 1 | 107 | .. | .. |
| 11 | सातारा | 1982-83 .. | .. | .. | .. | .. | .. | .. |
| | | 1983-84 .. | .. | .. | .. | .. | .. | .. |
| 12 | सांगली | 1982-83 .. | .. | .. | .. | .. | .. | .. |
| | | 1983-84 .. | .. | .. | .. | .. | .. | .. |
| 13 | सोलापूर | 1982-83 .. | 1 | 151 | .. | .. | .. | .. |
| | | 1983-84 .. | 1 | 193 | .. | .. | .. | .. |
| 14 | कोल्हापूर | 1982-83 .. | 1 | 543 | 1 | 48 | .. | .. |
| | | 1983-84 .. | 1 | 508 | 1 | 48 | .. | .. |
| 15 | औरंगाबाद | 1982-83 .. | 1 | 73 | .. | .. | .. | .. |
| | | 1983-84 .. | 1 | 65 | .. | .. | .. | .. |
| 16 | जालना | 1982-83 .. | 2 | 123 | .. | .. | .. | .. |
| | | 1983-84 .. | 2 | 110 | .. | .. | .. | .. |
| 17 | परभणी | 1982-83 .. | 1 | 111 | .. | .. | .. | .. |
| | | 1983-84 .. | 1 | 80 | .. | .. | .. | .. |
| 18 | बीड | 1982-83 .. | .. | .. | .. | .. | .. | .. |
| | | 1983-84 .. | .. | .. | .. | .. | .. | .. |
| 19 | नांदेड | 1982-83 .. | 1 | 30 | .. | .. | .. | .. |
| | | 1983-84 .. | 1 | 30 | .. | .. | .. | .. |
| 20 | उस्मानाबाद | 1982-83 .. | .. | .. | .. | .. | .. | .. |
| | | 1983-84 .. | .. | .. | .. | .. | .. | .. |
| 21 | लातूर | 1982-83 .. | .. | .. | .. | .. | .. | .. |
| | | 1983-84 .. | .. | .. | .. | .. | .. | .. |
| 22 | बुलढाणा | 1982-83 .. | .. | .. | .. | .. | .. | .. |
| | | 1983-84 .. | .. | .. | .. | .. | .. | .. |
| 23 | अकोला | 1982-83 .. | .. | .. | .. | .. | .. | .. |
| | | 1983-84 .. | .. | .. | .. | .. | .. | .. |
| 24 | अमरावती | 1982-83 .. | 1 | 141 | .. | .. | .. | .. |
| | | 1983-84 .. | 1 | 293 | .. | .. | .. | .. |

TABLE No .5.1 (14.1)—*contd.*

| इतर प्रकारच्या संस्था Other types of Institutions | | | | संशोधन संस्था Research Institutions | | | District (2) |
|--|---------------------------------|--------------------------------|---------------------------------|--|---------------------------------|----------------|-----------------|
| शालेय स्तर School level | | | | पदवी स्तर Degree level | | | |
| प्राच्यविद्या अभ्यास Oriental | | इतर Others | | | | | |
| संस्था Institutions (70) | विद्यार्थी Enrolment (71) | संस्था Institutions (72) | विद्यार्थी Enrolment (73) | संस्था Institutions (74) | विद्यार्थी Enrolment (75) | | |
| 7 | 468 | 93 | 6,038 | 10 | 232 | Greater Bombay | |
| 7 | 468 | 28 | 3,094 | 10 | 192 | | |
| 1 | 57 | 34 | 2,052 | .. | .. | Thane | |
| 1 | 68 | 18 | 814 | .. | .. | | |
| .. | .. | 20 | 782 | .. | .. | Raigad | |
| .. | .. | 17 | 817 | .. | .. | | |
| .. | .. | 9 | 307 | 1 | 2 | Ratnagiri | |
| .. | .. | 10 | 294 | 1 | 7 | | |
| .. | .. | 8 | 299 | .. | .. | Sindhudurg | |
| .. | .. | 10 | 473 | .. | .. | | |
| 7 | 1,077 | 26 | 1,161 | .. | .. | Nashik | |
| 7 | 1,114 | 20 | 903 | .. | .. | | |
| 1 | 17 | 1 | 80 | .. | .. | Dhule | |
| 1 | 44 | 8 | 423 | .. | .. | | |
| 1 | 26 | 3 | 165 | .. | .. | Jalgaon | |
| 1 | 24 | 24 | 949 | .. | .. | | |
| .. | .. | 20 | 816 | .. | .. | Ahmadnagar | |
| .. | .. | .. | .. | .. | .. | | |
| 4 | 596 | 54 | 2,125 | 7 | 376 | Pune | |
| 4 | 501 | 54 | 2,321 | 7 | 396 | | |
| .. | .. | 33 | 1,305 | .. | .. | Satara | |
| .. | .. | 36 | 1,110 | .. | .. | | |
| 1 | 35 | 36 | 1,151 | .. | .. | Sangli | |
| 1 | 35 | 34 | 1,147 | .. | .. | | |
| 5 | 488 | 51 | 2,011 | .. | .. | Solapur | |
| 5 | 503 | 62 | 2,150 | .. | .. | | |
| 1 | 24 | 30 | 955 | .. | .. | Kolhapur | |
| 1 | 26 | 6 | 293 | .. | .. | | |
| 3 | 366 | 24 | 991 | .. | .. | Aurangabad | |
| 3 | 403 | 21 | 893 | 1 | 8 | | |
| 4 | 313 | 2 | 115 | .. | .. | Jalna | |
| 4 | 313 | 1 | 123 | .. | .. | | |
| .. | .. | .. | .. | .. | .. | Parbhani | |
| .. | .. | .. | .. | .. | .. | | |
| 1 | 66 | 7 | 267 | .. | .. | Beed | |
| 1 | 39 | 6 | 325 | .. | .. | | |
| 3 | 218 | 14 | 589 | .. | .. | Nanded | |
| 4 | 250 | 16 | 848 | .. | .. | | |
| .. | .. | 4 | 116 | .. | .. | Osmanabad | |
| .. | .. | 6 | 275 | .. | .. | | |
| 3 | 258 | 9 | 289 | .. | .. | Latur | |
| 3 | 300 | 10 | 421 | .. | .. | | |
| .. | .. | 5 | 113 | .. | .. | Buldana | |
| .. | .. | 1 | 26 | .. | .. | | |
| 2 | 75 | 19 | 645 | .. | .. | Akola | |
| 1 | 31 | 16 | 597 | .. | .. | | |
| 2 | 177 | 25 | 720 | .. | .. | Amravati | |
| 2 | 163 | 23 | 709 | .. | .. | | |

| (1) | (2) | (3) | (64) | (65) | (66) | (67) | (68) | (69) |
|-----|------------------|--------------------------|----------|----------------|----------|------------|----------|----------|
| 25 | यवतमाळ | 1982-83 .. 1983-84 .. | | | | | | |
| 26 | वर्धा | 1982-83 .. 1983-84 .. | 1 1 | 215 253 | | | | |
| 27 | नागपूर | 1982-83 .. 1983-84 .. | 6 6 | 712 684 | | | | |
| 28 | भंडारा | 1982-83 .. 1983-84 .. | | | | | | |
| 29 | चंद्रपूर | 1982-83 .. 1983-84 .. | | | | | | |
| 30 | गडचिरोली | 1982-83 .. 1983-84 .. | | | | | | |
| | महाराष्ट्र राज्य | 1982-83 .. 1983-84 .. | 34 35 | 7,646 8,608 | 5 5 | 422 431 | | |

टीप/—स्तंभ क्रमांक (Column Nos. 64 and 65) यात ग्रंथपाल शास्त्र, वृत्तपत्र व्यवसाय, श्रम विज्ञान, व्यावसायिक मार्गदर्शन, प्राच्यविद्या, गृहशास्त्र, समाजशास्त्र व व्यवसाय मार्गदर्शन यांचा समावेश आहे./Includes Lib. Science, Journalism, Labour Vocational guidance, Co-operative, Rural Education, Oriental Home Science and business management.

स्तंभ क्रमांक/— (Column Nos. 66 and 67) यात नौकानयन, गृहशास्त्र, व चित्रपट संस्था याचा समावेश आहे./Includes Marine Engineering Home Science, Film Institute.

TABLE No. 5-1 (14-1)—contd.

| (70) | (71) | (72) | (73) | (74) | (75) |
|------|-------|------|--------|------|------|
| .. | .. | 10 | 231 | .. | .. |
| .. | .. | 9 | 330 | .. | .. |
| .. | .. | 21 | 845 | .. | .. |
| 2 | 44 | 142 | 6,878 | .. | .. |
| 2 | 44 | 151 | 7,266 | .. | .. |
| .. | .. | 39 | 1,061 | .. | .. |
| .. | .. | 36 | 1,168 | .. | .. |
| .. | .. | 27 | 968 | .. | .. |
| .. | .. | 26 | 980 | .. | .. |
| .. | .. | 1 | 14 | .. | .. |
| .. | .. | .. | .. | .. | .. |
| 48 | 4,305 | 767 | 33,089 | 18 | 610 |
| 48 | 4,326 | 692 | 30,364 | 19 | 603 |

टीप/Note.—स्तंभ क्रमांक/Column 72 and 73 यात गृहशास्त्र, शिवण व कर्तनकला, कीर्तन, प्रमाणित सुधार, अस्त्य व्यंग, अंध, मूक, बधीर, मनोव्ययित बांधू समावेश आहे. Includes home Science, arts and crafts, kirtan, Certified Schools, crippled, blind, deaf and dumb mentally handicapped.

आधार—शिक्षण संचालनालय, महाराष्ट्र शासन, पुणे.

Source—Directorate of Education, Govt. of Maharashtra, Pune.

5. शिक्षण/EDUCATION

तक्ता क्रमांक/TABLE No. 5.2(14.2)

पटावरील विद्यार्थी व शिक्षकांची संख्या
Enrolment of students and number of teachers

| अनुक्रमांक Serial No. | जिल्हा (2) | वर्ष Year (3) | पूर्व प्राथमिक, प्राथमिक, माध्यमिक (4) | एकूण प्रशिक्षित शिक्षक Total number of trained teachers | | | एकूण शिक्षक Total number of teachers | | | पटावरील विद्यार्थी Enrolment (11) | Pre Primary, Primary, Secondary (4) | District (2) |
|--------------------------|---------------|---------------------|---|--|-------------------------|----------------------|---|-------------------------|-----------------------|---|--|-----------------|
| | | | | पुरुष Male (5) | स्त्री Female (6) | एकूण Total (7) | पुरुष Male (8) | स्त्री Female (9) | एकूण Total (10) | | | |
| 1 | बृहन्मुंबई | 1982-83 | पू. प्रा. | N.A. | N.A. | N.A. | 23 | 379 | 402 | 14,162 | PP | Greater Bombay |
| | | | प्रा. | 8,743 | 18,409 | 27,152 | 8,583 | 17,962 | 26,545 | 9,99,635 | P | |
| | | मा. | 7,530 | 12,684 | 20,214 | 8,127 | 13,207 | 21,334 | 6,45,469 | S | | |
| | | 1983-84 | पू. प्रा. | 13 | 324 | 337 | 15 | 383 | 398 | 13,116 | PP | |
| | | | प्रा. | 9,436 | 20,251 | 29,687 | 9,575 | 20,613 | 30,188 | 10,54,074 | P | |
| | | मा. | 7,758 | 13,423 | 21,181 | 8,324 | 14,011 | 22,335 | 6,83,637 | S | | |
| 2 | ठाणे | 1982-83 | पू. प्रा. | N.A. | N.A. | N.A. | 2 | 141 | 143 | 5,672 | PP | Thane |
| | | | प्रा. | 5,308 | 6,453 | 11,761 | 4,645 | 5,204 | 9,849 | 4,83,449 | P | |
| | | मा. | 2,934 | 2,746 | 5,680 | 3,128 | 2,932 | 6,060 | 1,94,254 | S | | |
| | | 1983-84 | पू. प्रा. | .. | 123 | 123 | .. | 156 | 156 | 5,814 | PP | |
| | | | प्रा. | 4,627 | 5,650 | 10,277 | 5,237 | 6,667 | 11,904 | 4,91,764 | P | |
| | | मा. | 3,039 | 3,010 | 6,049 | 3,254 | 3,221 | 6,475 | 2,04,000 | S | | |
| 3 | रायगड | 1982-83 | पू. प्रा. | N.A. | N.A. | N.A. | .. | 19 | 19 | 711 | PP | Raigad |
| | | | प्रा. | 4,634 | 2,483 | 7,117 | 4,155 | 2,149 | 6,304 | 2,57,325 | P | |
| | | मा. | 1,840 | 661 | 2,501 | 2,034 | 736 | 2,770 | 78,088 | S | | |
| | | 1983-84 | पू. प्रा. | .. | 11 | 11 | .. | 24 | 24 | 801 | PP | |
| | | | प्रा. | 4,154 | 2,226 | 6,380 | 4,567 | 2,527 | 7,094 | 2,58,287 | P | |
| | | मा. | 1,939 | 697 | 2,636 | 2,115 | 782 | 2,897 | 84,534 | S | | |
| 4 | रत्नागिरी | 1982-83 | पू. प्रा. | N.A. | N.A. | N.A. | .. | 18 | 18 | 572 | PP | Rathagiri |
| | | | प्रा. | 5,285 | 2,458 | 7,743 | 4,997 | 2,270 | 7,267 | 2,48,340 | P | |
| | | मा. | 1,495 | 470 | 1,965 | 1,660 | 493 | 2,153 | 59,064 | S | | |
| | | 1983-84 | पू. प्रा. | .. | 12 | 12 | .. | 19 | 19 | 573 | PP | |
| | | | प्रा. | 5,007 | 2,445 | 7,452 | 5,305 | 2,639 | 7,944 | 2,48,720 | P | |
| | | मा. | 1,595 | 463 | 2,058 | 1,793 | 488 | 2,281 | 63,773 | S | | |
| 5 | सिंधुदुर्ग | 1982-83 | पू. प्रा. | N.A. | N.A. | N.A. | .. | .. | .. | .. | PP | Sindhudurg |
| | | | प्रा. | 3,036 | 1,689 | 4,725 | 2,917 | 1,580 | 4,497 | 1,36,559 | P | |
| | | मा. | 1,356 | 386 | 1,742 | 1,565 | 405 | 1,970 | 52,468 | S | | |
| | | 1983-84 | पू. प्रा. | .. | 1 | 1 | .. | .. | 4 | 110 | PP | |
| | | | प्रा. | 2,981 | 1,568 | 4,549 | 3,086 | 1,711 | 4,797 | 1,36,163 | P | |
| | | मा. | 1,449 | 399 | 1,848 | 1,624 | 417 | 2,041 | 55,492 | S | | |

| | | | | | | | | | | | |
|-----------|---------|-----------|-----------|-------|--------|-------|-------|--------|----------|------------|---------|
| 6 नाशिक | 1982-83 | पू. प्रा. | N.A. | N.A. | N.A. | 3 | 31 | 34 | 1,755 | PP | Nashik |
| | | प्रा. | 7,583 | 3,547 | 11,130 | 7,200 | 3,307 | 10,507 | 4,36,357 | P | |
| | | मा. | 4,453 | 1,291 | 5,744 | 4,609 | 1,321 | 5,930 | 1,76,171 | S | |
| | | 1983-84 | पू. प्रा. | 7 | 31 | 38 | 7 | 31 | 38 | 1,755 | |
| | | प्रा. | 7,009 | 3,300 | 10,309 | 7,344 | 3,496 | 10,840 | 4,39,448 | P | |
| | | मा. | 4,676 | 1,400 | 6,076 | 4,812 | 1,426 | 6,238 | 1,90,366 | S | |
| 7 धुळे | 1982-83 | पू. प्रा. | N.A. | N.A. | N.A. | 19 | 19 | 951 | PP | Dhule | |
| | | प्रा. | 5,528 | 1,565 | 7,093 | 5,215 | 1,477 | 6,692 | 2,71,506 | | P |
| | | मा. | 3,033 | 490 | 3,523 | 3,134 | 495 | 3,629 | 1,07,743 | | S |
| | | 1983-84 | पू. प्रा. | 28 | 28 | 28 | 49 | 49 | 2,845 | | PP |
| | | प्रा. | 5,409 | 1,554 | 6,963 | 5,718 | 1,647 | 7,365 | 2,77,517 | P | |
| | | मा. | 3,248 | 491 | 3,739 | 3,385 | 508 | 3,893 | 1,16,560 | S | |
| 8 जळगांव | 1982-83 | पू. प्रा. | N.A. | N.A. | N.A. | 13 | 92 | 105 | 6,020 | PP | Jalgaon |
| | | प्रा. | 7,748 | 2,651 | 10,399 | 7,460 | 2,491 | 9,951 | 4,02,192 | P | |
| | | मा. | 4,318 | 656 | 4,974 | 4,455 | 674 | 5,129 | 1,47,709 | S | |
| | | 1983-84 | पू. प्रा. | 13 | 62 | 75 | 13 | 92 | 105 | 6,020 | |
| | | प्रा. | 1,592 | 2,538 | 10,130 | 7,889 | 2,698 | 10,587 | 4,13,107 | P | |
| | | मा. | 4,336 | 679 | 5,015 | 4,482 | 693 | 5,175 | 1,53,358 | S | |
| 9 अहमदनगर | 1982-83 | पू. प्रा. | N.A. | N.A. | N.A. | 8 | 8 | 438 | PP | Ahmadnagar | |
| | | प्रा. | 8,017 | 2,747 | 10,764 | 7,594 | 2,618 | 10,212 | 3,95,464 | | P |
| | | मा. | 4,194 | 932 | 5,126 | 4,349 | 968 | 5,317 | 1,69,653 | | S |
| | | 1983-84 | पू. प्रा. | 3 | 3 | 3 | 7 | 7 | 443 | | PP |
| | | प्रा. | 7,496 | 2,625 | 10,121 | 7,875 | 2,768 | 10,643 | 3,95,736 | P | |
| | | मा. | 4,536 | 992 | 5,528 | 4,692 | 1,023 | 5,715 | 1,84,007 | S | |
| 10 पुणे | 1982-83 | पू. प्रा. | N.A. | N.A. | N.A. | 8 | 118 | 126 | 7,759 | PP | Pune |
| | | प्रा. | 8,808 | 7,132 | 15,940 | 7,913 | 6,634 | 14,547 | 6,55,674 | P | |
| | | मा. | 5,054 | 3,343 | 8,397 | 5,292 | 3,521 | 8,813 | 2,87,398 | S | |
| | | 1983-84 | पू. प्रा. | 6 | 98 | 104 | 6 | 98 | 104 | 7,219 | |
| | | प्रा. | 7,896 | 7,013 | 14,909 | 8,705 | 7,517 | 16,222 | 6,63,772 | P | |
| | | मा. | 5,219 | 3,628 | 8,847 | 5,426 | 3,790 | 9,216 | 3,08,764 | S | |
| 11 सातारा | 1982-83 | पू. प्रा. | N.A. | N.A. | N.A. | 45 | 45 | 1,781 | PP | Satara | |
| | | प्रा. | 7,149 | 2,565 | 9,714 | 6,940 | 2,517 | 9,457 | 3,47,693 | | P |
| | | मा. | 3,793 | 822 | 4,615 | 3,948 | 880 | 4,828 | 1,43,645 | | S |
| | | 1983-84 | पू. प्रा. | 39 | 39 | 39 | 45 | 45 | 1,834 | | PP |
| | | प्रा. | 6,745 | 2,589 | 9,334 | 6,962 | 2,646 | 9,608 | 3,44,302 | P | |
| | | मा. | 4,030 | 924 | 4,954 | 4,178 | 970 | 5,148 | 1,55,791 | S | |
| 12 सांगली | 1982-83 | पू. प्रा. | N.A. | N.A. | N.A. | 2 | 43 | 45 | 1,567 | PP | Sangli |
| | | प्रा. | 5,806 | 2,447 | 8,253 | 5,458 | 2,292 | 7,750 | 2,95,620 | PP | |
| | | मा. | 3,232 | 600 | 3,832 | 3,345 | 616 | 3,961 | 1,13,751 | S | |
| | | 1983-84 | पू. प्रा. | 27 | 27 | 27 | 1 | 45 | 46 | 1,598 | |
| | | प्रा. | 5,463 | 2,364 | 7,828 | 5,778 | 2,504 | 8,282 | 3,03,125 | P | |
| | | मा. | 3,345 | 625 | 3,970 | 3,468 | 661 | 4,129 | 1,18,972 | S | |

तबता क्रमांक / TABLE No. 5.2 (14.2)—contd.

| (1) | (2) | 1983-84 (3) | प्र. प्रा. (4) | (5) | (6) | (7) | (8) | (9) | (10) | (11) | (4) | (2) |
|--------------|---------|-------------|----------------|-------|-------|-------|-------|-------|----------|-------|-----|-------------|
| 13 सोलापूर | 1982-83 | प्र. प्रा. | N.A. | N.A. | N.A. | 5 | 68 | 68 | 68 | 2,986 | PP | .. Solapur |
| | | प्रा. | 7,208 | 2,706 | 9,914 | 6,831 | 2,495 | 9,326 | 3,69,156 | P | | |
| | | मा. | 3,321 | 684 | 4,005 | 3,417 | 719 | 4,136 | 1,22,902 | S | | |
| | 1983-84 | प्र. प्रा. | .. | 58 | 58 | .. | 68 | 68 | 68 | 3,020 | PP | .. |
| | | प्रा. | 6,809 | 2,581 | 9,390 | 7,139 | 2,827 | 9,966 | 3,77,203 | P | | |
| | | मा. | 3,488 | 749 | 4,237 | 3,584 | 775 | 4,359 | 1,33,602 | S | | |
| 14 कोल्हापूर | 1982-83 | प्र. प्रा. | N.A. | N.A. | N.A. | 7 | 139 | 146 | 146 | 6,171 | PP | .. Kolhapur |
| | | प्रा. | 7,413 | 2,602 | 9,015 | 7,131 | 2,432 | 9,563 | 3,92,881 | P | | |
| | | मा. | 3,579 | 739 | 4,318 | 3,680 | 757 | 4,437 | 1,32,084 | S | | |
| | 1983-84 | प्र. प्रा. | 4 | 99 | 103 | 5 | 154 | 159 | 159 | 6,954 | PP | .. |
| | | प्रा. | 7,090 | 2,508 | 9,598 | 7,298 | 2,632 | 9,930 | 4,02,450 | P | | |
| | | मा. | 3,847 | 786 | 4,633 | 3,959 | 808 | 4,767 | 1,42,637 | S | | |
| 15 औरंगाबाद | 1982-83 | प्र. प्रा. | N.A. | N.A. | N.A. | .. | 46 | 46 | 46 | 2,143 | PP | Aurangabad |
| | | प्रा. | 4,015 | 1,433 | 5,448 | 3,364 | 1,194 | 4,558 | 2,10,874 | P | | |
| | | मा. | 1,917 | 637 | 2,554 | 1,986 | 652 | 2,638 | 71,706 | S | | |
| | 1983-84 | प्र. प्रा. | 1 | 38 | 39 | 1 | 53 | 54 | 54 | 2,460 | PP | .. |
| | | प्रा. | 3,387 | 1,362 | 4,749 | 4,005 | 1,594 | 5,599 | 22,1527 | P | | |
| | | मा. | 1,934 | 674 | 2,608 | 2,001 | 687 | 2,688 | 80,133 | S | | |
| 16 जालना | 1982-83 | प्र. प्रा. | N.A. | N.A. | N.A. | 1 | 13 | 14 | 14 | 705 | PP | .. Jalna |
| | | प्रा. | 2,379 | 442 | 2,821 | 1,998 | 377 | 2,375 | 1,11,985 | P | | |
| | | मा. | 904 | 161 | 1,065 | 954 | 165 | 1,119 | 31,199 | S | | |
| | 1983-84 | प्र. प्रा. | 2 | 12 | 14 | 1 | 15 | 16 | 16 | 702 | PP | .. |
| | | प्रा. | 2,071 | 419 | 2,490 | 2,415 | 488 | 2,903 | 1,15,270 | P | | |
| | | मा. | 943 | 175 | 1,118 | 986 | 177 | 1,163 | 31,540 | S | | |
| 17 परभणी | 1982-83 | प्र. प्रा. | N.A. | N.A. | N.A. | 17 | 26 | 43 | 43 | 1,811 | PP | .. Parbhani |
| | | प्रा. | 3,638 | 607 | 4,245 | 3,058 | 468 | 3,526 | 1,77,946 | P | | |
| | | मा. | 1,833 | 275 | 2,108 | 1,968 | 314 | 2,282 | 68,297 | S | | |
| | 1983-84 | प्र. प्रा. | 18 | 19 | 37 | 19 | 26 | 45 | 45 | 1,829 | PP | .. |
| | | प्रा. | 3,080 | 470 | 3,550 | 3,607 | 617 | 4,225 | 1,77,982 | P | | |
| | | मा. | 1,942 | 271 | 2,213 | 2,092 | 327 | 2,419 | 75,719 | S | | |
| 18 बीड | 1982-83 | प्र. प्रा. | N.A. | N.A. | N.A. | .. | 17 | 17 | 17 | 946 | PP | .. Beed |
| | | प्रा. | 3,649 | 585 | 4,234 | 3,171 | 486 | 3,657 | 1,72,910 | P | | |
| | | मा. | 1,925 | 231 | 2,156 | 2,000 | 248 | 2,248 | 61,078 | S | | |
| | 1983-84 | प्र. प्रा. | .. | 17 | 17 | .. | 17 | 17 | 17 | 946 | PP | .. |
| | | प्रा. | 3,235 | 500 | 3,735 | 3,748 | 611 | 4,359 | 1,79,158 | P | | |
| | | मा. | 2,009 | 246 | 2,255 | 2,085 | 263 | 2,348 | 65,262 | S | | |

| | | | | | | | | | | | | |
|---------------|---------|-----------|-----------|-------|-------|-------|-------|-------|----------|-------|--------------|----|
| 19 नांदेड | 1982-83 | पू. प्रा. | N.A. | N.A. | N.A. | 1 | 44 | 45 | 1,902 | PP | .. Nanded | |
| | | प्रा. | 4,370 | 724 | 5,094 | 3,752 | 495 | 4,247 | 2,00,719 | P | | |
| | | मा. | 2,257 | 305 | 2,562 | 2,402 | 350 | 2,752 | 77,643 | S | | |
| | | 1983-84 | पू. प्रा. | 2 | 30 | 32 | 4 | 42 | 46 | 1,954 | | PP |
| | | प्रा. | 4,153 | 580 | 4,733 | 4,405 | 764 | 5,159 | 2,21,396 | P | | |
| | | मा. | 2,245 | 294 | 2,539 | 2,363 | 330 | 2,693 | 81,551 | S | | |
| 20 उस्मानाबाद | 1982-83 | पू. प्रा. | N.A. | N.A. | N.A. | 1 | 6 | 7 | 358 | PP | .. Osmanabad | |
| | | प्रा. | 3,184 | 416 | 3,600 | 2,969 | 356 | 3,325 | 1,33,875 | P | | |
| | | मा. | 1,782 | 261 | 2,043 | 1,848 | 286 | 2,134 | 60,779 | S | | |
| | 1983-84 | पू. प्रा. | 1 | 4 | 5 | 1 | 7 | 8 | 388 | PP | | |
| | | प्रा. | 3,028 | 361 | 3,389 | 3,211 | 408 | 3,619 | 1,29,228 | P | | |
| | | मा. | 1,845 | 270 | 2,115 | 1,909 | 298 | 2,207 | 64,790 | S | | |
| 21 लातूर | 1982-83 | पू. प्रा. | N.A. | N.A. | N.A. | 1 | 4 | 5 | 249 | PP | Latur | |
| | | प्रा. | 3,962 | 519 | 4,481 | 3,664 | 432 | 4,096 | 1,85,092 | P | | |
| | | मा. | 2,304 | 265 | 2,569 | 2,378 | 296 | 2,674 | 72,737 | S | | |
| | 1983-84 | पू. प्रा. | 3 | 4 | 7 | 3 | 7 | 10 | 578 | PP | | |
| | | प्रा. | 3,673 | 432 | 4,105 | 3,929 | 507 | 4,430 | 1,90,436 | P | | |
| | | मा. | 2,370 | 306 | 2,676 | 2,468 | 342 | 2,810 | 81,373 | S | | |
| 22 बुलढाणा | 1982-83 | पू. प्रा. | N.A. | N.A. | N.A. | .. | 14 | 14 | 605 | PP | .. Buldana | |
| | | प्रा. | 4,593 | 664 | 5,257 | 4,473 | 622 | 5,095 | 2,05,341 | P | | |
| | | मा. | 2,186 | 251 | 2,437 | 2,267 | 254 | 2,521 | 74,883 | S | | |
| | 1983-84 | पू. प्रा. | .. | 9 | 9 | .. | 14 | 14 | 636 | PP | | |
| | | प्रा. | 4,511 | 656 | 5,167 | 4,617 | 691 | 5,308 | 2,11,881 | P | | |
| | | मा. | 2,250 | 249 | 2,499 | 2,319 | 251 | 2,570 | 78,942 | S | | |
| 23 अकोला | 1982-83 | पू. प्रा. | N.A. | N.A. | N.A. | 1 | 30 | 31 | 1,246 | PP | .. Akola | |
| | | प्रा. | 5,174 | 1,460 | 6,634 | 5,040 | 1,393 | 6,433 | 2,50,963 | P | | |
| | | मा. | 2,749 | 557 | 3,306 | 2,908 | 575 | 3,483 | 1,07,574 | S | | |
| | 1983-84 | पू. प्रा. | 1 | 21 | 22 | 1 | 30 | 31 | 1,288 | PP | | |
| | | प्रा. | 5,020 | 1,396 | 6,416 | 5,143 | 1,483 | 6,626 | 2,55,589 | P | | |
| | | मा. | 2,862 | 599 | 3,461 | 3,018 | 620 | 3,638 | 1,15,237 | S | | |
| 24 अमरावती | 1982-83 | पू. प्रा. | N.A. | N.A. | N.A. | .. | 86 | 86 | 3,846 | PP | .. Amravati | |
| | | प्रा. | 5,324 | 1,866 | 7,190 | 5,095 | 1,799 | 6,894 | 2,66,934 | P | | |
| | | मा. | 2,942 | 782 | 3,724 | 3,102 | 796 | 3,898 | 1,23,213 | S | | |
| | 1983-84 | पू. प्रा. | .. | 88 | 88 | .. | 94 | 94 | 4,070 | PP | | |
| | | प्रा. | 5,084 | 1,829 | 6,913 | 5,296 | 1,912 | 7,208 | 2,72,345 | P | | |
| | | मा. | 3,077 | 863 | 3,940 | 3,255 | 878 | 4,133 | 1,31,751 | S | | |
| 25 यवतमाळ | 1982-83 | पू. प्रा. | N.A. | N.A. | N.A. | .. | 51 | 51 | 2,601 | PP | .. Yavatmal | |
| | | प्रा. | 5,014 | 1,259 | 6,273 | 4,682 | 1,203 | 5,885 | 2,42,229 | P | | |
| | | मा. | 2,127 | 355 | 2,482 | 2,318 | 396 | 2,714 | 82,184 | S | | |
| | 1983-84 | पू. प्रा. | 1 | 47 | 48 | 1 | 55 | 56 | 2,627 | PP | | |
| | | प्रा. | 4,695 | 1,311 | 6,006 | 5,048 | 1,395 | 6,443 | 2,50,286 | P | | |
| | | मा. | 2,219 | 389 | 2,608 | 2,407 | 414 | 2,821 | 87,890 | S | | |

| | | | | | | | | | | | | |
|---------------|----|------------|-----------|-------|-------|-------|-------|-------|-------|----------|----|--------------|
| 19 नांदेड | .. | 1982-83 .. | पू. प्रा. | N.A. | N.A. | N.A. | 1 | 44 | 45 | 1,902 | PP | .. Nanded |
| | | | प्रा. | 4,370 | 724 | 5,094 | 3,752 | 495 | 4,247 | 2,00,719 | P | |
| | | | मा. | 2,257 | 305 | 2,562 | 2,402 | 350 | 2,752 | 77,643 | S | |
| | | 1983-84 .. | पू. प्रा. | 2 | 30 | 32 | 4 | 42 | 46 | 1,954 | PP | |
| | | | प्रा. | 4,153 | 580 | 4,733 | 4,405 | 764 | 5,169 | 2,21,396 | P | |
| | | | मा. | 2,245 | 294 | 2,539 | 2,363 | 330 | 2,693 | 81,551 | S | |
| 20 उस्मानाबाद | .. | 1982-83 .. | पू. प्रा. | N.A. | N.A. | N.A. | 1 | 6 | 7 | 358 | PP | .. Osmanabad |
| | | | प्रा. | 3,184 | 416 | 3,600 | 2,969 | 356 | 3,325 | 1,33,875 | P | |
| | | | मा. | 1,782 | 261 | 2,043 | 1,848 | 286 | 2,134 | 60,779 | S | |
| | | 1983-84 .. | पू. प्रा. | 1 | 4 | 5 | 1 | 7 | 8 | 388 | PP | |
| | | | प्रा. | 3,028 | 361 | 3,389 | 3,211 | 408 | 3,619 | 1,29,228 | P | |
| | | | मा. | 1,845 | 270 | 2,115 | 1,909 | 298 | 2,207 | 64,790 | S | |
| 21 लातूर | .. | 1982-83 .. | पू. प्रा. | N.A. | N.A. | N.A. | 1 | 4 | 5 | 249 | PP | Latur |
| | | | प्रा. | 3,962 | 519 | 4,481 | 3,664 | 432 | 4,096 | 1,85,092 | P | |
| | | | मा. | 2,304 | 265 | 2,569 | 2,378 | 296 | 2,674 | 72,737 | S | |
| | | 1983-84 .. | पू. प्रा. | 3 | 4 | 7 | 3 | 7 | 10 | 578 | PP | |
| | | | प्रा. | 3,673 | 432 | 4,105 | 3,929 | 507 | 4,430 | 1,90,436 | P | |
| | | | मा. | 2,370 | 306 | 2,676 | 2,468 | 342 | 2,810 | 81,373 | S | |
| 22 बुलढाणा | .. | 1982-83 .. | पू. प्रा. | N.A. | N.A. | N.A. | .. | 14 | 14 | 605 | PP | .. Buldana |
| | | | प्रा. | 4,593 | 664 | 5,257 | 4,473 | 622 | 5,095 | 2,05,341 | P | |
| | | | मा. | 2,186 | 251 | 2,437 | 2,267 | 254 | 2,521 | 74,883 | S | |
| | | 1983-84 .. | पू. प्रा. | .. | 9 | 9 | .. | 14 | 14 | 636 | PP | |
| | | | प्रा. | 4,511 | 656 | 5,167 | 4,617 | 691 | 5,308 | 2,11,881 | P | |
| | | | मा. | 2,250 | 249 | 2,499 | 2,319 | 251 | 2,570 | 78,942 | S | |
| 23 अकोला | .. | 1982-83 .. | पू. प्रा. | N.A. | N.A. | N.A. | 1 | 30 | 31 | 1,246 | PP | .. Akola |
| | | | प्रा. | 5,174 | 1,460 | 6,634 | 5,040 | 1,393 | 6,433 | 2,50,963 | P | |
| | | | मा. | 2,749 | 557 | 3,306 | 2,908 | 575 | 3,483 | 1,07,574 | S | |
| | | 1983-84 .. | पू. प्रा. | 1 | 21 | 22 | 1 | 30 | 31 | 1,288 | PP | |
| | | | प्रा. | 5,020 | 1,396 | 6,416 | 5,143 | 1,483 | 6,626 | 2,55,589 | P | |
| | | | मा. | 2,862 | 599 | 3,461 | 3,018 | 620 | 3,638 | 1,15,237 | S | |
| 24 अमरावती | .. | 1982-83 .. | पू. प्रा. | N.A. | N.A. | N.A. | .. | 86 | 86 | 3,846 | PP | .. Amravati |
| | | | प्रा. | 5,324 | 1,866 | 7,190 | 5,095 | 1,799 | 6,894 | 2,66,934 | P | |
| | | | मा. | 2,942 | 782 | 3,724 | 3,102 | 796 | 3,898 | 1,23,213 | S | |
| | | 1983-84 .. | पू. प्रा. | .. | 88 | 88 | .. | 94 | 94 | 4,070 | PP | |
| | | | प्रा. | 5,084 | 1,829 | 6,913 | 5,296 | 1,912 | 7,208 | 2,72,345 | P | |
| | | | मा. | 3,077 | 863 | 3,940 | 3,255 | 878 | 4,133 | 1,31,751 | S | |
| 25 यवतमाळ | .. | 1982-83 .. | पू. प्रा. | N.A. | N.A. | N.A. | .. | 51 | 51 | 2,601 | PP | .. Yavatmal |
| | | | प्रा. | 5,014 | 1,259 | 6,273 | 4,682 | 1,203 | 5,885 | 2,42,229 | P | |
| | | | मा. | 2,127 | 355 | 2,482 | 2,318 | 396 | 2,714 | 82,184 | S | |
| | | 1983-84 .. | पू. प्रा. | 1 | 47 | 48 | 1 | 55 | 56 | 2,627 | PP | |
| | | | प्रा. | 4,695 | 1,311 | 6,006 | 5,048 | 1,395 | 6,443 | 2,50,286 | P | |
| | | | मा. | 2,219 | 389 | 2,608 | 2,407 | 414 | 2,821 | 87,890 | S | |

तक्ता क्रमांक/FABLE No. 5.2 (14.2)—contd.

| (1) | (2) | (3) | (4) | (5) | (6) | (7) | (8) | (9) | (10) | (11) | (12) | (13) | | |
|------------------|----------|---------|-----------|----------|--------|----------|----------|--------|----------|-----------|------|------|-------------------|--|
| 26 | वर्धा | 1982-83 | पू. प्रा. | N.A. | N.A. | N.A. | .. | 40 | 40 | 1,494 | PP | .. | Wardha | |
| | | | प्रा. | 2,591 | 888 | 3,479 | 2,496 | 833 | 3,329 | 1,32,804 | P | .. | | |
| | | | मा. | 1,802 | 362 | 2,164 | 1,888 | 368 | 2,256 | 71,947 | S | .. | | |
| | | 1983-84 | पू. प्रा. | N.A. | 35 | 35 | .. | 36 | 36 | 1,498 | PP | .. | | |
| | | | प्रा. | 2,497 | 844 | 3,341 | 2,591 | 907 | 3,498 | 1,37,622 | P | .. | | |
| | | | मा. | 1,847 | 392 | 2,239 | 1,938 | 396 | 2,334 | 75,967 | S | .. | | |
| 27 | नागपूर | 1982-83 | पू. प्रा. | N.A. | N.A. | N.A. | .. | 68 | 68 | 2,885 | PP | .. | Nagpur | |
| | | | प्रा. | 4,700 | 3,547 | 8,274 | 4,618 | 3,494 | 8,112 | 3,30,610 | P | .. | | |
| | | | मा. | 4,302 | 2,368 | 6,670 | 4,573 | 2,452 | 7,025 | 2,27,788 | S | .. | | |
| | | 1983-84 | पू. प्रा. | .. | 58 | 58 | .. | 58 | 58 | 2,885 | PP | .. | | |
| | | | प्रा. | 4,618 | 3,494 | 8,112 | 4,700 | 3,574 | 8,274 | 3,40,513 | P | .. | | |
| | | | मा. | 4,548 | 2,365 | 6,913 | 4,818 | 2,457 | 7,275 | 2,33,254 | S | .. | | |
| 28 | भंडारा | 1982-83 | पू. प्रा. | N.A. | N.A. | N.A. | N.A. | 9 | 9 | 509 | PP | .. | Bhandara | |
| | | | प्रा. | 5,000 | 972 | 5,972 | 4,621 | 849 | 5,470 | 2,53,025 | P | .. | | |
| | | | मा. | 2,500 | 407 | 2,907 | 2,707 | 418 | 3,125 | 1,04,098 | S | .. | | |
| | | 1983-84 | पू. प्रा. | .. | 8 | 8 | .. | 9 | 9 | 509 | PP | .. | | |
| | | | प्रा. | 4,621 | 849 | 5,470 | 5,000 | 972 | 5,972 | 2,53,025 | P | .. | | |
| | | | मा. | 2,500 | 407 | 2,907 | 2,707 | 418 | 3,125 | 1,04,098 | S | .. | | |
| 29 | चंद्रपूर | 1982-83 | पू. प्रा. | N.A. | N.A. | N.A. | .. | 25 | 25 | 1,142 | PP | .. | Chandrapur | |
| | | | प्रा. | 3,789 | 1,006 | 4,795 | 3,387 | 873 | 4,260 | 1,86,407 | P | .. | | |
| | | | मा. | 1,742 | 441 | 2,183 | 1,875 | 452 | 2,327 | 76,380 | S | .. | | |
| | | 1983-84 | पू. प्रा. | .. | 20 | 20 | .. | 27 | 27 | 1,259 | PP | .. | | |
| | | | प्रा. | 3,459 | 846 | 4,305 | 3,831 | 952 | 4,793 | 1,94,855 | P | .. | | |
| | | | मा. | 1,857 | 493 | 2,350 | 2,011 | 502 | 2,513 | 83,685 | S | .. | | |
| 30 | गडचिरोली | 1982-83 | पू. प्रा. | N.A. | N.A. | N.A. | .. | .. | .. | .. | PP | .. | Gadchiroli | |
| | | | प्रा. | 1,738 | 217 | 1,955 | 1,174 | 139 | 1,313 | 71,391 | P | .. | | |
| | | | मा. | 341 | 42 | 383 | 402 | 50 | 452 | 14,466 | S | .. | | |
| | | 1983-84 | पू. प्रा. | .. | .. | .. | .. | .. | .. | .. | .. | PP | .. | |
| | | | प्रा. | 1,143 | 164 | 1,307 | 1,679 | 234 | 1,913 | 73,851 | P | .. | | |
| | | | मा. | 394 | 51 | 445 | 471 | 60 | 531 | 16,479 | S | .. | | |
| महाराष्ट्र राज्य | .. | 1982-83 | पू. प्रा. | N.A. | N.A. | N.A. | 80 | 1,599 | 1,679 | 72,987 | PP | .. | Maharashtra State | |
| | | | प्रा. | 1,55,386 | 76,086 | 2,31,472 | 1,44,601 | 70,441 | 2,15,042 | 88,24,456 | P | .. | | |
| | | | मा. | 83,745 | 34,204 | 1,17,949 | 88,319 | 35,796 | 1,24,115 | 37,56,371 | S | .. | | |
| | | 1983-84 | पू. प्रा. | 72 | 1,326 | 1,398 | 78 | 1,665 | 1,743 | 75,731 | PP | .. | | |
| | | | प्रा. | 1,46,989 | 74,725 | 2,20,714 | 1,55,703 | 80,011 | 2,35,714 | 90,30,628 | P | .. | | |
| | | | मा. | 87,347 | 36,310 | 1,23,657 | 91,944 | 37,993 | 1,29,917 | 40,01,164 | S | .. | | |

N.A.—उपलब्ध नाही/Not available.

आधार.—शिक्षण संचालनालय, महाराष्ट्र शासन, पुणे/Source.—Directorate of Education, Govt. of Maharashtra, Pune.

तक्ता क्रमांक/Table No. 5-3 (14-3)

पूर्व प्राथमिक, प्राथमिक व माध्यमिक शाळांमधील
Distribution of pupils in pre-primary,

(३० सप्टेंबर १९८२/१९८३ रोजी)

| अनु क्रमांक Serial No. | जिल्हा (2) | वर्षे Year (3) | पूर्व प्राथमिक Pre-primary (4) | इयत्ता १ वी Std. I (5) | इयत्ता २ वी Std. II (6) | इयत्ता ३ वी Std. III (7) | इयत्ता ४ वी Std. IV (8) | इयत्ता ५ वी Std. V (9) |
|------------------------------|---------------|--------------------------|--------------------------------------|------------------------------|-------------------------------|--------------------------------|-------------------------------|------------------------------|
| 1 | बृहन्मुंबई | 1982-83 .. 1983-84 .. | *16,954 18,628 | 2,44,608 2,61,340 | 2,06,893 2,21,643 | 1,86,565 2,01,112 | 1,72,085 1,86,297 | 1,82,765 1,89,073 |
| 2 | ठाणे | 1982-83 .. 1983-84 .. | 11,276 12,153 | 1,43,187 1,40,148 | 1,03,792 1,06,759 | 85,826 88,360 | 69,026 70,187 | 67,360 69,546 |
| 3 | रायगड | 1982-83 .. 1983-84 .. | 2,319 2,242 | 68,329 70,409 | 54,215 51,143 | 49,742 48,226 | 38,267 38,807 | 32,313 34,663 |
| 4 | रत्नागिरी | 1982-83 .. 1983-84 .. | 945 573 | 41,137 40,761 | 37,871 38,817 | 57,480 50,426 | 52,871 50,715 | 38,467 42,226 |
| 5 | सिंधुदुर्ग | 1982-83 .. 1983-84 .. | .. 1,071 | 20,374 19,780 | 19,689 21,079 | 29,107 26,846 | 28,928 26,876 | 23,192 24,756 |
| 6 | नाशिक | 1982-83 .. 1983-84 .. | 3,760 3,843 | 1,34,965 1,29,112 | 97,535 1,00,242 | 82,023 84,562 | 67,140 68,341 | 57,229 59,565 |
| 7 | धुळे | 1982-83 .. 1983-84 .. | 4,099 5,864 | 93,280 78,743 | 61,762 71,463 | 48,544 56,328 | 38,722 40,938 | 31,181 32,381 |
| 8 | जळगांव | 1982-83 .. 1983-84 .. | 9,646 8,861 | 1,27,608 1,29,852 | 87,677 91,764 | 71,222 72,341 | 59,303 60,856 | 48,114 50,170 |
| 9 | अहमदनगर | 1982-83 .. 1983-84 .. | 2,814 2,223 | 1,22,397 1,12,649 | 90,245 96,343 | 77,495 78,121 | 61,876 63,831 | 53,675 56,799 |
| 10 | पुणे | 1982-83 .. 1983-84 .. | 12,584 13,120 | 1,78,534 1,73,067 | 1,39,067 1,37,155 | 1,20,510 1,22,426 | 1,05,054 1,04,459 | 98,866 1,03,014 |
| 11 | सातारा | 1982-83 .. 1983-84 .. | 2,296 2,208 | 70,894 65,959 | 68,461 65,552 | 87,444 85,524 | 60,239 61,871 | 50,992 55,764 |
| 12 | सांगली | 1982-83 .. 1983-84 .. | 3,257 2,765 | 78,670 77,688 | 63,994 64,601 | 55,381 61,005 | 44,242 44,844 | 40,618 41,011 |
| 13 | सोलापूर | 1982-83 .. 1983-84 .. | 3,162 3,497 | 93,672 86,068 | 93,061 82,013 | 77,735 93,840 | 49,912 57,688 | 46,109 47,086 |
| 14 | कोल्हापूर | 1982-83 .. 1983-84 .. | 6,418 7,196 | 1,12,773 1,04,925 | 81,395 86,458 | 67,274 72,231 | 55,016 58,168 | 51,994 53,562 |
| 15 | औरंगाबाद | 1982-83 .. 1983-84 .. | 5,350 7,108 | 63,743 61,509 | 46,494 50,528 | 38,042 40,824 | 28,803 31,499 | 25,951 27,677 |
| 16 | जालना | 1982-83 .. 1983-84 .. | 1,193 702 | 40,008 37,008 | 25,665 27,554 | 19,986 20,868 | 14,285 15,321 | 12,253 12,235 |
| 17 | परभणी | 1982-83 .. 1983-84 .. | 7,900 6,525 | 63,175 59,860 | 43,140 46,649 | 32,480 33,586 | 24,805 26,871 | 24,941 22,063 |
| 18 | बीड | 1982-83 .. 1983-84 .. | 1,929 1,972 | 61,105 57,704 | 39,841 42,275 | 31,555 33,440 | 23,997 27,364 | 19,543 20,052 |
| 19 | नांदेड | 1982-83 .. 1983-84 .. | 9,205 7,292 | 72,323 79,253 | 48,573 52,850 | 36,498 39,834 | 27,296 29,715 | 23,562 24,961 |
| 20 | उस्मानाबाद | 1982-83 .. 1983-84 .. | 1,639 1,154 | 43,623 40,467 | 33,475 32,607 | 26,664 25,850 | 20,672 21,137 | 18,159 17,688 |
| 21 | लातूर | 1982-83 .. 1983-84 .. | 1,301 856 | 63,529 62,119 | 45,990 47,513 | 35,347 37,597 | 26,334 28,926 | 21,616 23,509 |

EDUCATION

TABLE No. 5.3 (14.3)

विद्यार्थ्यांची इयत्तावार संख्या
primary and secondary schools by standards

As on 30th September 1982/1983

| इयत्ता ६ वी Std. VI | इयत्ता ७ वी Std. VII | इयत्ता ८ वी Std. VIII | इयत्ता ९ वी Std. IX | इयत्ता १० वी Std. X | इयत्ता ११ वी @ Std. XI | इयत्ता १२ वी @ Std. XII | एकूण Grand Total | District |
|------------------------|-------------------------|--------------------------|------------------------|------------------------|---------------------------|----------------------------|---------------------|----------------|
| (10) | (11) | (12) | (13) | (14) | (15) | (16) | (17) | (2) |
| 1,59,610 | 1,38,075 | 1,30,928 | 1,08,846 | 81,772 | 55,041 | 47,360 | 17,31,502 | Greater Bombay |
| 1,64,715 | 1,43,882 | 1,38,229 | 1,09,740 | 83,622 | 57,924 | 46,780 | 18,22,985 | |
| 54,895 | 46,948 | 38,003 | 32,017 | 22,400 | 11,380 | 9,251 | 6,95,361 | Thane |
| 57,927 | 49,665 | 40,624 | 33,076 | 23,634 | 12,734 | 9,897 | 7,14,710 | |
| 25,786 | 20,888 | 17,600 | 14,217 | 8,631 | 3,179 | 2,469 | 3,37,955 | Raigad |
| 27,554 | 22,273 | 18,978 | 15,493 | 9,503 | 3,813 | 2,692 | 3,45,796 | |
| 25,182 | 20,094 | 13,353 | 11,190 | 7,705 | 1,924 | 1,702 | 3,09,921 | Ratnagiri |
| 30,914 | 22,036 | 15,068 | 11,546 | 8,136 | 2,172 | 1,706 | 3,15,096 | |
| 18,015 | 15,710 | 11,930 | 10,614 | 7,976 | 2,432 | 2,284 | 1,90,251 | Sindhudurg |
| 19,310 | 16,114 | 12,958 | 10,905 | 8,218 | 2,871 | 2,298 | 1,93,082 | |
| 46,795 | 39,008 | 33,575 | 28,098 | 19,583 | 10,005 | 8,271 | 6,28,087 | Nashik |
| 50,578 | 42,649 | 35,784 | 30,008 | 21,326 | 9,929 | 8,017 | 6,43,956 | |
| 26,690 | 22,550 | 18,848 | 16,194 | 12,048 | 7,374 | 6,071 | 3,87,363 | Dhule |
| 28,792 | 24,722 | 20,184 | 17,184 | 13,888 | 6,047 | 6,654 | 4,03,194 | |
| 38,365 | 33,651 | 28,743 | 24,968 | 19,234 | 10,571 | 9,002 | 5,68,104 | Jalgaon |
| 41,748 | 84,462 | 29,692 | 25,440 | 20,011 | 9,429 | 9,368 | 5,83,988 | |
| 43,444 | 36,038 | 29,337 | 24,658 | 17,284 | 9,186 | 8,030 | 5,76,479 | Ahmadnagar |
| 46,518 | 38,458 | 32,164 | 26,814 | 19,392 | 10,249 | 8,081 | 5,91,642 | |
| 80,738 | 67,598 | 55,814 | 47,188 | 32,342 | 18,295 | 14,930 | 9,71,520 | Pune |
| 88,049 | 74,144 | 62,550 | 50,037 | 37,125 | 21,635 | 15,780 | 10,02,561 | |
| 42,172 | 35,631 | 28,076 | 24,414 | 16,712 | 8,260 | 6,743 | 5,02,334 | Satara |
| 44,990 | 38,231 | 31,030 | 25,845 | 18,685 | 9,047 | 7,462 | 5,12,168 | |
| 33,983 | 28,180 | 22,783 | 20,436 | 14,691 | 7,066 | 6,573 | 4,19,874 | Sangli |
| 35,276 | 29,554 | 24,366 | 21,123 | 16,183 | 8,030 | 6,736 | 4,33,183 | |
| 36,399 | 30,086 | 24,404 | 21,180 | 14,899 | 7,940 | 7,170 | 5,05,730 | Solapur |
| 39,734 | 32,243 | 26,512 | 22,034 | 15,994 | 8,737 | 7,407 | 5,22,853 | |
| 42,921 | 35,542 | 28,867 | 24,665 | 18,066 | 9,015 | 7,638 | 5,41,584 | Kolhapur |
| 46,640 | 38,708 | 31,670 | 26,776 | 19,409 | 10,303 | 8,381 | 5,64,427 | |
| 21,500 | 18,531 | 14,300 | 12,179 | 9,582 | 6,148 | 5,412 | 2,96,035 | Aurangabad |
| 23,187 | 19,505 | 17,083 | 13,729 | 11,177 | 5,944 | 6,028 | 3,15,798 | |
| 9,215 | 7,650 | 5,526 | 4,309 | 3,319 | 1,162 | 921 | 1,45,492 | Jalna |
| 10,191 | 8,228 | 6,062 | 4,846 | 3,679 | 1,217 | 1,113 | 1,49,024 | |
| 15,307 | 12,678 | 9,346 | 7,790 | 5,801 | 2,700 | 2,119 | 2,52,182 | Parbhani |
| 18,589 | 14,374 | 10,803 | 8,475 | 6,853 | 2,731 | 2,549 | 2,59,928 | |
| 15,973 | 14,157 | 10,606 | 8,730 | 7,232 | 3,289 | 3,173 | 2,41,130 | Beed |
| 17,502 | 15,788 | 11,237 | 9,732 | 7,931 | 3,660 | 3,105 | 2,51,762 | |
| 18,331 | 14,748 | 11,801 | 9,479 | 7,599 | 4,381 | 3,610 | 2,87,406 | Nanded |
| 20,669 | 17,218 | 12,687 | 10,735 | 8,641 | 3,902 | 4,143 | 3,11,900 | |
| 14,978 | 13,061 | 9,084 | 7,403 | 5,498 | 2,962 | 2,871 | 2,00,089 | Osmanabad |
| 16,185 | 13,576 | 10,105 | 8,335 | 6,461 | 1,975 | 1,894 | 1,97,434 | |
| 18,256 | 15,684 | 11,724 | 10,007 | 7,698 | 3,002 | 2,858 | 2,63,346 | Latur |
| 20,067 | 17,224 | 13,734 | 11,232 | 8,993 | 4,045 | 4,077 | 2,79,892 | |

| (1) | (2) | (3) | (4) | (5) | (6) | (7) | (8) | (9) |
|-----|------------------|------------|----------|-----------|-----------|-----------|-----------|-----------|
| 22 | बुलढाणा | 1982-83 .. | 606 | 68,493 | 46,400 | 38,048 | 29,947 | 23,945 |
| | | 1983-84 .. | 636 | 68,061 | 48,489 | 40,604 | 32,692 | 22,250 |
| 23 | अकोला | 1982-83 .. | 1,707 | 67,899 | 55,263 | 53,282 | 43,946 | 32,457 |
| | | 1983-84 .. | 1,794 | 67,990 | 57,334 | 53,459 | 43,782 | 35,314 |
| 24 | अमरावती | 1982-83 .. | 3,926 | 77,592 | 59,330 | 53,229 | 43,049 | 38,913 |
| | | 1983-84 .. | 4,109 | 75,837 | 62,060 | 55,447 | 43,215 | 39,506 |
| 25 | यवतमाळ | 1982-83 .. | 2,957 | 78,308 | 52,989 | 43,865 | 33,698 | 30,064 |
| | | 1983-84 .. | 3,114 | 76,584 | 57,059 | 46,783 | 35,127 | 31,554 |
| 26 | वर्धा | 1982-83 .. | 4,996 | 40,753 | 30,439 | 25,860 | 20,573 | 19,470 |
| | | 1983-84 .. | 5,465 | 39,060 | 32,454 | 27,391 | 21,647 | 20,050 |
| 27 | नागपूर | 1982-83 .. | 5,665 | 96,946 | 80,275 | 70,936 | 59,797 | 55,505 |
| | | 1983-84 .. | 5,939 | 1,00,155 | 82,580 | 73,049 | 61,467 | 51,800 |
| 28 | भंडारा | 1982-83 .. | 2,713 | 74,343 | 58,010 | 49,618 | 37,538 | 33,110 |
| | | 1983-84 .. | 2,713 | 74,343 | 58,010 | 49,618 | 37,538 | 33,110 |
| 29 | चंद्रपूर | 1982-83 .. | 4,901 | 60,865 | 43,088 | 33,120 | 27,484 | 23,421 |
| | | 1983-84 .. | 4,687 | 61,077 | 46,039 | 35,616 | 28,702 | 24,777 |
| 30 | गडचिरोली | 1982-83 .. | 1,999 | 27,724 | 16,398 | 10,778 | 8,010 | 5,872 |
| | | 1983-84 .. | 2,254 | 26,767 | 17,106 | 12,019 | 8,574 | 6,443 |
| | महाराष्ट्र राज्य | 1982-83 .. | 1,37,516 | 25,30,857 | 19,31,028 | 16,95,656 | 13,72,915 | 12,31,657 |
| | | 1983-84 .. | 1,40,564 | 24,75,295 | 19,96,140 | 17,67,333 | 14,27,455 | 12,72,605 |

* ह्यात पूर्व प्राथमिक शाळांतील विद्यार्थी तसेच प्राथमिक व माध्यमिक शाळांतील पूर्वप्राथमिक तुकड्यातील विद्यार्थ्यांचा समावेश आहे.

@ कला, शास्त्र, वाणिज्य महाविद्यालये आणि गृहशास्त्र व समाजशास्त्र महाविद्यालयातील व माध्यमिक शाळांतील उच्च माध्यमिक तुकड्यातील विद्यार्थी संख्येचा समावेश आहे.

माघार : शिक्षण संचालनालय, महाराष्ट्र शासन, पुणे.

TABLE No. 5.3 (14.3)—contd.

| (10) | (11) | (12) | (13) | (14) | (15) | (16) | (17) | (2) |
|-----------|----------|----------|----------|----------|----------|----------|-------------|-------------------|
| 19,782 | 16,927 | 13,325 | 10,816 | 9,014 | 3,318 | 3,051 | 2,83,671 | Buldana |
| 20,645 | 18,354 | 14,099 | 11,923 | 9,774 | 3,824 | 3,094 | 2,94,445 | |
| 27,870 | 24,067 | 19,621 | 16,446 | 13,514 | 5,808 | 5,556 | 3,67,436 | Akola |
| 29,008 | 25,188 | 21,484 | 17,737 | 14,989 | 6,544 | 5,626 | 3,80,249 | |
| 31,224 | 27,093 | 22,359 | 18,777 | 14,371 | 7,414 | 6,526 | 4,03,803 | Amravati |
| 34,442 | 28,852 | 24,374 | 20,331 | 15,295 | 1,805 | 7,089 | 4,18,362 | |
| 23,671 | 20,796 | 15,112 | 12,583 | 9,971 | 4,054 | 3,707 | 3,31,775 | Yavatmal |
| 26,260 | 22,741 | 17,094 | 13,566 | 10,712 | 4,437 | 4,085 | 3,46,116 | |
| 16,715 | 13,908 | 12,224 | 10,469 | 7,938 | 4,159 | 3,625 | 2,11,129 | Wardha |
| 17,616 | 15,276 | 13,320 | 11,227 | 8,560 | 4,112 | 3,755 | 2,19,933 | |
| 47,623 | 41,880 | 37,908 | 32,036 | 25,403 | 14,392 | 13,425 | 5,81,791 | Nagpur |
| 48,794 | 43,788 | 40,045 | 34,202 | 27,009 | 15,131 | 13,888 | 5,97,847 | |
| 25,720 | 22,918 | 18,762 | 16,360 | 13,001 | 5,538 | 4,977 | 3,62,608 | Bhandara |
| 25,720 | 22,918 | 18,762 | 16,360 | 13,001 | 5,722 | 4,972 | 3,62,787 | |
| 19,721 | 16,099 | 13,274 | 11,333 | 8,327 | 4,461 | 3,941 | 2,70,035 | Chandrapur |
| 21,309 | 18,693 | 14,502 | 12,214 | 9,379 | 4,648 | 4,338 | 2,85,981 | |
| 4,713 | 3,639 | 2,693 | 2,045 | 1,526 | 492 | 288 | 86,177 | Gadchiroli |
| 5,156 | 4,394 | 2,822 | 2,329 | 1,785 | 630 | 526 | 90,805 | |
| 10,05,594 | 8,53,835 | 7,09,926 | 5,99,447 | 4,43,137 | 2,34,948 | 2,03,654 | 1,29,50,170 | Maharashtra State |
| 10,78,085 | 9,13,258 | 7,68,022 | 6,32,994 | 4,79,365 | 2,49,247 | 2,11,541 | 1,34,11,904 | |

* This includes enrolment in Pre-primary schools as well as enrolment in attached Classes in Primary and Secondary schools.

@ Include Enrolment in higher secondary classes attached to Secondary Schools as well as enrolment in Arts/Science/Commerce colleges and so also in Home Science and Social Work.

Source.—Directorate of Education, Government of Maharashtra, Pune.

5. शिक्षण/EDUCATION

तक्ता क्रमांक/TABLE No. 5.4 (14.4)

प्राथमिक व माध्यमिक शिक्षण संस्थातील विद्यार्थ्यांची शिक्षणाच्या माध्यमानुसार संख्या
Distribution of pupils in Primary and Secondary Institutions according to medium of instruction

| अनुक्रमांक Serial No. | जिल्हा | वर्ष Year | प्राथमिक/ माध्यमिक | मराठी Marathi | गुजराथी Gujarathi | उर्दू Urdu | हिंदी Hindi | सिंधी Sindhi | इंग्रजी English | इतर Others | एकूण Grand Total | Primary Secondary | District |
|-----------------------------|------------|--------------|-----------------------|------------------|----------------------|---------------|----------------|-----------------|--------------------|---------------|------------------------|----------------------|----------------|
| (1) | (2) | (3) | (4) | (5) | (6) | (7) | (8) | (9) | (10) | (11) | (12) | (4) | (2) |
| 1 | बृहन्मुंबई | 1982-83 | प्रा. | 4,33,347 | 1,09,859 | 1,16,267 | 1,07,166 | 381 | 1,84,694 | 47,921 | 9,99,635 | P | Greater Bombay |
| | | | मा. | 2,34,666 | 88,541 | 26,535 | 37,828 | 921 | 2,03,898 | 9,584 | 6,01,973 | S | |
| | | 1983-84 | प्रा. | 4,77,977 | 1,09,061 | 1,17,367 | 1,09,963 | 297 | 1,88,630 | 50,779 | 10,54,074 | P | |
| | | | मा. | 2,65,593 | 83,547 | 21,883 | 32,434 | 909 | 2,12,172 | 9,614 | 6,26,152 | S | |
| 2 | ठाणे | 1982-83 | प्रा. | 3,51,241 | 14,802 | 25,474 | 16,879 | 16,351 | 49,174 | 4,507 | 4,78,428 | P | Thane |
| | | | मा. | 1,21,202 | 7,146 | 6,544 | 6,386 | 13,552 | 25,246 | 98 | 1,80,174 | S | |
| | | 1983-84 | प्रा. | 3,64,161 | 15,484 | 25,908 | 18,615 | 5,147 | 25,031 | 134 | 1,88,246 | P | |
| | | | मा. | 1,27,971 | 7,350 | 7,116 | 7,201 | 13,442 | 3,105 | .. | 25,736 | S | |
| 3 | रायगड | 1982-83 | प्रा. | 2,37,238 | 581 | 15,234 | 211 | .. | 3,107 | .. | 2,56,371 | P | Raigad |
| | | | मा. | 66,638 | 146 | 4,857 | .. | .. | 924 | .. | 72,565 | S | |
| | | 1983-84 | प्रा. | 2,38,272 | 581 | 15,181 | 221 | .. | 3,105 | .. | 25,736 | P | |
| | | | मा. | 71,756 | 173 | 5,201 | .. | .. | 1,402 | .. | 78,532 | S | |
| 4 | रत्नागिरी | 1982-83 | प्रा. | 2,29,953 | .. | 17,541 | .. | .. | 473 | .. | 2,47,967 | P | Ratnagiri |
| | | | मा. | 53,388 | .. | 3,629 | .. | .. | 366 | .. | 57,383 | S | |
| | | 1983-84 | प्रा. | 2,32,370 | .. | 15,774 | .. | .. | 576 | .. | 2,48,720 | P | |
| | | | मा. | 58,144 | .. | 3,302 | .. | .. | 479 | .. | 61,925 | S | |
| 5 | सिंधुदुर्ग | 1982-83 | प्रा. | 1,35,025 | .. | 1,096 | .. | .. | 438 | .. | 1,36,559 | P | Sindhudurg |
| | | | मा. | 48,207 | .. | 385 | .. | .. | 384 | .. | 48,976 | S | |
| | | 1983-84 | प्रा. | 1,33,702 | .. | 1,064 | .. | .. | 436 | .. | 1,35,202 | P | |
| | | | मा. | 50,865 | .. | 356 | .. | .. | 419 | .. | 51,640 | S | |
| 6 | नाशिक | 1982-83 | प्रा. | 3,88,107 | 764 | 35,467 | 851 | 465 | 8,808 | .. | 4,34,462 | P | Nashik |
| | | | मा. | 1,53,146 | 849 | 7,608 | 1,216 | 594 | 6,787 | .. | 1,70,200 | S | |
| | | 1983-84 | प्रा. | 3,60,897 | 801 | 64,341 | 843 | 355 | 10,173 | .. | 4,37,410 | P | |
| | | | मा. | 1,65,944 | 849 | 7,706 | 1,217 | 578 | 6,784 | .. | 1,83,078 | S | |
| 7 | धुळे | 1982-83 | प्रा. | 2,47,514 | 2,735 | 14,596 | 635 | 1,444 | 1,434 | .. | 2,68,358 | P | Dhule |
| | | | मा. | 95,664 | 1,306 | 2,739 | 384 | 253 | 1,115 | .. | 1,01,461 | S | |
| | | 1983-84 | प्रा. | 2,53,677 | 2,384 | 14,815 | 604 | 1,637 | 1,381 | .. | 2,74,498 | P | |
| | | | मा. | 1,04,638 | 983 | 2,529 | 409 | 253 | 1,243 | 76 | 1,10,131 | S | |

| | | | | | | | | | | | | | | | |
|----|-----------|----|----|---------|----------|----------|-------|--------|-------|--------|--------|----------|----------|---|------------|
| 8 | जळगांव | .. | .. | 1982-83 | प्रा. | 3,55,555 | 319 | 32,549 | 4,468 | 2,418 | 3,316 | .. | 3,98,625 | P | Jalgaon |
| | | | | मा. | 1,31,682 | .. | 3,999 | 2,106 | 539 | 1,746 | .. | 1,40,072 | S | | |
| | | .. | .. | 1983-84 | प्रा. | 3,66,312 | 204 | 33,248 | 4,579 | 2,643 | 3,276 | .. | 4,10,262 | P | |
| | | | | मा. | 1,37,043 | .. | 4,726 | 2,227 | 533 | 1,539 | .. | 1,46,068 | S | | |
| 9 | अहमदनगर | .. | .. | 1982-83 | प्रा. | 3,79,359 | 55 | 8,242 | 697 | 341 | 3,977 | 600 | 3,93,271 | P | Ahmadnagar |
| | | | | मा. | 1,55,355 | .. | 1,283 | 465 | 219 | 3,907 | .. | 1,61,229 | S | | |
| | | .. | .. | 1983-84 | प्रा. | 3,80,045 | 56 | 8,491 | 677 | 300 | 3,889 | 642 | 3,94,100 | P | |
| | | | | मा. | 1,68,804 | .. | 1,667 | 466 | 195 | 3,927 | .. | 1,75,059 | S | | |
| 10 | पुणे | .. | .. | 1982-83 | प्रा. | 6,07,520 | 2,428 | 13,570 | 4,216 | 1,352 | 22,711 | 1,358 | 6,53,155 | P | Pune |
| | | | | मा. | 2,17,493 | 1,720 | 2,538 | 5,533 | 1,663 | 33,612 | 76 | 2,62,635 | S | | |
| | | .. | .. | 1983-84 | प्रा. | 6,12,706 | 2,428 | 13,987 | 4,672 | 1,069 | 22,568 | 1,440 | 6,58,870 | P | |
| | | | | मा. | 2,41,368 | 1,720 | 2,538 | 5,533 | 1,663 | 33,612 | .. | 2,86,434 | S | | |
| 11 | सातारा | .. | .. | 1982-83 | प्रा. | 3,45,426 | .. | 1,835 | .. | .. | 344 | .. | 3,47,605 | P | Satara |
| | | | | मा. | 1,31,905 | .. | 746 | .. | .. | 2,812 | .. | 1,35,463 | S | | |
| | | .. | .. | 1983-84 | प्रा. | 3,41,980 | .. | 1,839 | .. | .. | 405 | .. | 3,44,224 | P | |
| | | | | मा. | 1,43,639 | .. | 524 | .. | .. | 3,332 | .. | 1,47,495 | S | | |
| 12 | सांगली | .. | .. | 1982-83 | प्रा. | 2,72,098 | .. | 273 | 8,375 | .. | 4,705 | 8,479 | 2,93,930 | P | Sangli |
| | | | | मा. | 1,04,926 | 351 | 839 | .. | .. | 1,121 | 1,811 | 1,09,048 | S | | |
| | | .. | .. | 1983-84 | प्रा. | 2,80,178 | 306 | 8,190 | .. | .. | 4,907 | 8,377 | 3,01,958 | P | |
| | | | | मा. | 1,08,733 | 331 | 1,015 | .. | .. | 1,692 | 1,923 | 1,13,697 | S | | |
| 13 | सोलापूर | .. | .. | 1982-83 | प्रा. | 3,29,244 | 81 | 19,643 | 165 | 17 | 3,576 | 16,430 | 3,69,156 | P | Solapur |
| | | | | मा. | 1,10,470 | .. | 3,164 | 110 | .. | 2,130 | 1,664 | 1,17,538 | S | | |
| | | .. | .. | 1983-84 | प्रा. | 3,37,730 | .. | 18,828 | 192 | 16 | 4,321 | 15,641 | 37,680 | P | |
| | | | | मा. | 1,183 | .. | .. | 110 | .. | 2,417 | 1,714 | 1,25,889 | S | | |
| 14 | कोल्हापूर | .. | .. | 1982-83 | प्रा. | 3,77,859 | 168 | 7,995 | .. | 1,413 | 4,911 | 35 | 3,92,381 | P | Kolhapur |
| | | | | मा. | 1,22,237 | 203 | 521 | .. | 149 | 2,544 | .. | 1,25,654 | S | | |
| | | .. | .. | 1983-84 | प्रा. | 3,88,151 | 91 | 7,687 | .. | 1,365 | 5,122 | 34 | 4,02,450 | P | |
| | | | | मा. | 1,31,579 | 197 | 680 | .. | 153 | 2,994 | .. | 1,35,603 | S | | |
| 15 | औरंगाबाद | .. | .. | 1982-83 | प्रा. | 1,84,430 | .. | 15,294 | 489 | .. | 7,454 | .. | 2,07,667 | P | Aurangabad |
| | | | | मा. | 61,586 | .. | 5,097 | 718 | .. | 4,033 | .. | 71,434 | S | | |
| | | .. | .. | 1983-84 | प्रा. | 1,89,230 | .. | 19,418 | 489 | .. | 7,742 | .. | 2,16,879 | P | |
| | | | | मा. | 68,974 | .. | 5,579 | 737 | .. | 4,518 | .. | 79,808 | S | | |
| 16 | जालना | .. | .. | 1982-83 | प्रा. | 1,02,695 | 226 | 3,930 | 3,073 | .. | 1,476 | 97 | 1,11,497 | P | Jalna |
| | | | | मा. | 24,831 | .. | 1,278 | 2,178 | .. | 435 | .. | 28,722 | S | | |
| | | .. | .. | 1983-84 | प्रा. | 1,05,500 | 230 | 4,323 | 3,226 | .. | 1,907 | 84 | 1,15,270 | P | |
| | | | | मा. | 26,266 | .. | 1,766 | 2,151 | .. | 539 | .. | 30,722 | S | | |
| 17 | परभणी | .. | .. | 1982-83 | प्रा. | 1,61,697 | .. | 9,917 | 287 | .. | 401 | 48 | 1,72,350 | P | Parbhani |
| | | | | मा. | 44,204 | .. | 2,926 | 374 | .. | 835 | 121 | 48,460 | S | | |
| | | .. | .. | 1983-84 | प्रा. | 1,61,614 | .. | 10,407 | 291 | .. | 1,359 | 17 | 1,73,688 | P | |
| | | | | मा. | 49,909 | .. | 2,910 | 386 | .. | 897 | 119 | 54,221 | S | | |

तक्ता क्रमांक/TABLE No. 5-4 (14.4)—contd.

| (1) | (2) | (3) | (4) | (5) | (6) | (7) | (8) | (9) | (10) | (11) | (12) | (4) | (2) | | | | |
|-----|------------|-----|-----|---------|-------|----------|----------|----------|----------|--------|-------|-------|----------|----------|-----------|----------|----------|
| 18 | बीड | .. | .. | 1982-83 | प्रा. | 1,60,784 | .. | 9,649 | .. | .. | 1,494 | .. | 1,71,927 | P | Beed | | |
| | | | | | | मा. | 49,862 | .. | 2,571 | .. | .. | .. | .. | 52,775 | | S | |
| | | | | | | 1983-84 | प्रा. | 1,66,353 | .. | 10,182 | .. | .. | 1,597 | .. | | 1,78,132 | P |
| | | | | | | | | मा. | 53,360 | .. | 2,749 | .. | .. | 430 | | .. | 56,539 |
| 19 | नांदेड | .. | .. | 1982-83 | प्रा. | 1,74,706 | 95 | 15,175 | 1,302 | .. | 2,413 | 487 | 1,94,178 | P | Nanded | | |
| | | | | | | मा. | 53,106 | .. | 2,869 | 753 | .. | 2,089 | .. | 58,817 | | S | |
| | | | | | | 1983-84 | प्रा. | 1,96,234 | 86 | 15,010 | 1,439 | .. | 2,747 | 581 | | 2,16,097 | P |
| | | | | | | | | मा. | 57,591 | .. | 3,091 | 717 | .. | 2,331 | | .. | 63,730 |
| 20 | उस्मानाबाद | .. | .. | 1982-83 | प्रा. | 1,30,512 | .. | 2,021 | .. | .. | 131 | .. | 1,32,664 | P | Osmanabad | | |
| | | | | | | मा. | 43,240 | .. | 727 | .. | .. | 235 | .. | 44,202 | | S | |
| | | | | | | 1983-84 | प्रा. | 1,25,945 | .. | 2,450 | .. | .. | 127 | .. | | 1,28,522 | P |
| | | | | | | | | मा. | 46,835 | .. | 939 | .. | .. | 226 | | .. | 48,000 |
| 21 | लातूर | .. | .. | 1982-83 | प्रा. | 1,77,941 | 27 | 4,975 | .. | .. | 1,216 | .. | 1,84,159 | P | Latur | | |
| | | | | | | मा. | 56,798 | .. | 1,390 | 102 | .. | 732 | .. | 59,022 | | S | |
| | | | | | | 1983-84 | प्रा. | 1,83,960 | 26 | 5,373 | .. | .. | 839 | .. | | 1,90,198 | P |
| | | | | | | | | मा. | 64,767 | .. | 1,518 | 104 | .. | 623 | | .. | 67,012 |
| 22 | बुलढाणा | .. | .. | 1982-83 | प्रा. | 1,85,216 | .. | 18,403 | 976 | .. | 746 | .. | 2,05,341 | P | Buldana | | |
| | | | | | | मा. | 66,297 | .. | 3,584 | 864 | .. | 611 | .. | 71,356 | | S | |
| | | | | | | 1983-84 | प्रा. | 1,91,742 | .. | 18,630 | 946 | .. | 563 | .. | | 2,11,881 | P |
| | | | | | | | | मा. | 70,285 | .. | 3,171 | 886 | .. | 668 | | .. | 75,010 |
| 23 | अकोला | .. | .. | 1982-83 | प्रा. | 2,14,717 | 418 | 26,807 | 4,978 | .. | 3,535 | .. | 2,50,502 | P | Akola | | |
| | | | | | | मा. | 85,634 | 370 | 9,547 | 4,393 | .. | 3,919 | .. | 1,03,863 | | S | |
| | | | | | | 1983-84 | प्रा. | 2,18,470 | 383 | 27,185 | 5,222 | .. | 3,823 | .. | | 2,55,083 | P |
| | | | | | | | | मा. | 94,316 | 331 | 7,338 | 4,410 | .. | 4,807 | | .. | 1,11,202 |
| 24 | अमरावती | .. | .. | 1982-83 | प्रा. | 2,28,511 | 339 | 27,230 | 8,807 | .. | 2,047 | .. | 2,66,934 | P | Amravati | | |
| | | | | | | मा. | 1,06,382 | .. | 5,126 | 4,944 | .. | 2,264 | .. | 1,18,716 | | S | |
| | | | | | | 1983-84 | प्रा. | 2,33,539 | 341 | 27,502 | 8,897 | .. | 2,066 | .. | | 2,72,345 | P |
| | | | | | | | | मा. | 1,13,613 | .. | 5,759 | 4,931 | .. | 2,595 | | .. | 1,26,898 |
| 25 | यवतमाळ | .. | .. | 1982-83 | प्रा. | 2,27,120 | 55 | 10,984 | 2,086 | .. | 1,935 | .. | 2,42,180 | P | Yavatmal | | |
| | | | | | | मा. | 72,145 | .. | 3,241 | 1,822 | .. | 682 | .. | 77,890 | | S | |
| | | | | | | 1983-84 | प्रा. | 2,34,290 | 36 | 10,172 | 2,567 | .. | 2,892 | .. | | 2,49,957 | P |
| | | | | | | | | मा. | 78,368 | .. | 3,024 | 1,587 | .. | 786 | | 9 | 83,774 |
| 26 | वर्धा | .. | .. | 1982-83 | प्रा. | 1,21,917 | 110 | 2,642 | 2,722 | .. | 1,966 | .. | 1,29,357 | P | Wardha | | |
| | | | | | | मा. | 62,443 | .. | 1,031 | 4,054 | .. | 984 | .. | 68,512 | | S | |
| | | | | | | 1983-84 | प्रा. | 1,26,282 | 110 | 2,642 | 2,722 | .. | 1,966 | .. | | 1,33,722 | P |
| | | | | | | | | मा. | 66,584 | .. | 1,071 | 3,687 | .. | 1,054 | | .. | 72,395 |

| | | | | | | | | | | | | | | |
|------------------|----------|----|---------|-------|-----------|----------|----------|----------|--------|----------|--------|-----------|---|-------------------|
| 27 | नागपूर | .. | 1982-83 | प्रा. | 2,58,086 | 851 | 14,423 | 30,856 | 184 | 23,497 | 280 | 3,28,177 | P | Nagpur |
| | | | | मा. | 1,66,532 | 474 | 8,050 | 25,881 | .. | 17,707 | .. | 2,18,644 | S | |
| | | .. | 1983-84 | प्रा. | 2,67,922 | 851 | 14,423 | 30,856 | 184 | 23,497 | 280 | 3,38,013 | P | |
| | | | | मा. | 1,71,211 | 474 | 8,050 | 25,881 | .. | 17,707 | .. | 2,23,323 | S | |
| 28 | भंडारा | .. | 1982-83 | प्रा. | 2,22,904 | 279 | 132 | 24,083 | 810 | 594 | 2,154 | 2,50,956 | P | Bhandara |
| | | | | मा. | 85,352 | 168 | 346 | 10,128 | .. | 1,572 | .. | 97,566 | S | |
| | | .. | 1983-84 | प्रा. | 2,27,291 | 179 | 930 | 18,628 | 775 | 2,078 | 1,075 | 2,50,956 | P | |
| | | | | मा. | 84,354 | 183 | 368 | 11,104 | .. | 1,557 | .. | 97,566 | S | |
| 29 | चंद्रपूर | .. | 1982-83 | प्रा. | 1,70,689 | .. | 1,532 | 4,878 | 3,429 | 2,158 | .. | 1,82,686 | P | Chandrapur |
| | | | | मा. | 64,600 | .. | 604 | 2,678 | .. | 3,810 | 222 | 71,914 | S | |
| | | .. | 1983-84 | प्रा. | 1,79,727 | .. | 1,826 | 4,675 | .. | 2,962 | 2,284 | 1,91,474 | P | |
| | | | | मा. | 70,815 | .. | 668 | 3,150 | .. | 4,043 | .. | 78,676 | S | |
| 30 | गडचिरोली | .. | 1982-83 | प्रा. | 68,044 | .. | 417 | 719 | .. | 146 | 152 | 69,478 | P | Gadchiroli |
| | | | | मा. | 2,229 | .. | 155 | 728 | .. | 304 | 67 | 13,483 | S | |
| | | .. | 1983-84 | प्रा. | 65,874 | .. | 418 | 721 | .. | 147 | 4,560 | 71,720 | P | |
| | | | | मा. | 13,574 | .. | 155 | 728 | .. | 304 | 341 | 15,102 | S | |
| महाराष्ट्र राज्य | .. | .. | 1982-83 | प्रा. | 74,79,449 | 1,34,192 | 4,73,366 | 2,28,919 | 28,605 | 3,42,877 | 82,548 | 87,69,956 | P | Maharashtra State |
| | | | | मा. | 28,02,220 | 1,01,274 | 1,13,929 | 1,13,645 | 17,890 | 3,27,146 | 13,643 | 34,89,747 | S | |
| | | .. | 1983-84 | प्रा. | 76,42,131 | 1,33,717 | 5,17,611 | 2,21,045 | 13,788 | 3,57,394 | 90,343 | 89,76,029 | P | |
| | | | | मा. | 30,25,248 | 46,138 | 1,10,697 | 1,10,056 | 17,726 | 3,40,128 | 13,930 | 37,13,923 | S | |

टीप :—माध्यमिक व उच्च माध्यमिक शाळातील फक्त इयत्ता ५ वी ते १० वी च्या विद्यार्थ्यांचा ह्या तक्त्यात समावेश आहे.

Note.—The Enrolment in Standards V—X in Secondary and Higher Secondary Schools has only been included in this table.

आधार.—शिक्षण संचालनालय, महाराष्ट्र शासन, पुणे.

Source.—Directorate of Education, Govt. of Maharashtra, Pune.

5. शिक्षण/EDUCATION

तक्ता क्रमांक/TABLE No. 5.5 (A) (14.5)

प्रमुख परीक्षांचे निकाल

Examination results (Major examinations)

(1982-83)

| अनुक्रमांक Serial No. | परीक्षा | मार्च १९८२/ ऑक्टोबर १९८२ | परीक्षेला बसलेल्यांची संख्या No. appeared | | | उत्तीर्ण झालेल्यांची संख्या No. passed | | | March 1982/ October 1982 | Examination |
|-----------------------------|---------------------|-----------------------------|--|------------------|--------------------|---|-----------------|------------------|-----------------------------|----------------------|
| | | | मुलगे Boys | मुली Girls | एकूण Total | मुलगे Boys | मुली Girls | एकूण Total | | |
| (1) | (2) | (3) | (4) | (5) | (6) | (7) | (8) | (9) | (3) | (2) |
| 1 कला :— | | | | | | | | | | |
| ARTS : | | | | | | | | | | |
| | पदवीपूर्व | ** मार्च ऑक्टोबर | 39,517 15,656 | 29,938 10,431 | 69,455 26,087 | 11,730 3,288 | 13,947 2,688 | 25,677 5,976 | March October | Pre Degree |
| | बॅचलर ऑफ आर्ट्स | ** मार्च ऑक्टोबर | 12,613 4,908 | 14,127 3,502 | 26,740 8,410 | 6,842 1,968 | 9,110 1,598 | 15,952 3,566 | March October | Bachelor of Arts |
| | मास्टर ऑफ आर्ट्स | ** मार्च ऑक्टोबर | 4,071 1,398 | 3,064 615 | 7,135 2,013 | 2,360 657 | 2,210 343 | 4,570 1,000 | March October | Master of Arts |
| | एम.बी.ए. | ** मार्च ऑक्टोबर | 548 46 | 42 6 | 590 52 | 413 43 | 34 6 | 447 49 | March October | M.B.A. |
| | पीएच. डी. | ** मार्च ऑक्टोबर | 106 .. | 83 .. | 189 .. | 98 .. | 73 .. | 171 .. | March October | Ph. D. |
| 2 शास्त्र :— | | | | | | | | | | |
| SCIENCE : | | | | | | | | | | |
| | पदवीपूर्व | ** मार्च ऑक्टोबर | 60,942 15,104 | 15,559 3,505 | 76,501 18,609 | 20,459 3,355 | 7,981 1,157 | 28,440 4,512 | March October | Pre-Degree |
| | बॅचलर ऑफ सायन्स | ** मार्च ऑक्टोबर | 11,335 4,875 | 4,715 922 | 16,050 5,797 | 5,722 1,450 | 3,566 428 | 9,288 1,878 | March October | Bachelor of Science |
| | मास्टर ऑफ सायन्स | ** मार्च ऑक्टोबर | 1,701 325 | 824 62 | 2,525 387 | 1,256 122 | 710 25 | 1,966 147 | March October | Master of Science |
| | पीएच. डी. | ** मार्च ऑक्टोबर | 244 .. | 62 .. | 306 .. | 224 .. | 51 .. | 275 .. | March October | Ph. D. |
| 3 वाणिज्य :— | | | | | | | | | | |
| COMMERCE : | | | | | | | | | | |
| | पदवीपूर्व | ** मार्च ऑक्टोबर | 83,761 30,419 | 28,103 6,438 | 1,11,864 36,857 | 35,353 7,797 | 17,916 2,363 | 53,269 10,160 | March October | Pre-Degree |
| | बॅचलर ऑफ कॉमर्स | ** मार्च ऑक्टोबर | 24,962 1,043 | 10,523 3,656 | 35,485 13,699 | 14,796 4,262 | 6,283 1,972 | 21,079 6,234 | March October | Bachelor of Commerce |
| | मास्टर ऑफ कॉमर्स | ** मार्च ऑक्टोबर | 4,008 1,097 | 876 267 | 4,884 1,364 | 2,267 559 | 501 55 | 2,768 614 | March October | Master of Commerce |
| | पीएच. डी. | ** मार्च ऑक्टोबर | 21 .. | 7 .. | 28 .. | 14 .. | 3 .. | 17 .. | March October | Ph. D. |
| 4 वैद्यकीय :— | | | | | | | | | | |
| MEDICAL : | | | | | | | | | | |
| | एम. बी. बी. एस. | ** मार्च ऑक्टोबर | 746 1,091 | 171 538 | 917 1,629 | 454 689 | 84 442 | 538 1,131 | March October | M.B.B.S. |
| | बी. एस. ए. एम. | ** मार्च ऑक्टोबर | | | | | | | March October | B.S. A.M. |
| | एम.डी./एम.एस. | ** मार्च ऑक्टोबर | 716 789 | 147 191 | 863 980 | 366 410 | 91 134 | 457 544 | March October | MD/MS |
| | एम एससी. (वैद्यकीय) | ** मार्च ऑक्टोबर | 5 3 | 1 3 | 6 6 | 1 1 | 2 3 | 3 4 | March October | M.Sc. (Medicine) |
| 5 शुश्रूषा :— | | | | | | | | | | |
| NURSING : | | | | | | | | | | |
| | बी.एससी. (शुश्रूषा) | ** मार्च ऑक्टोबर | 1 .. | 196 2 | 197 2 | 1 .. | 189 2 | 190 2 | March October | B. Sc. (Nursing) |
| 6 दंतशास्त्र :— | | | | | | | | | | |
| DENTISTRY : | | | | | | | | | | |
| | बी. डी. एस./बी. डी. | ** मार्च ऑक्टोबर | 77 53 | 80 44 | 157 97 | 52 38 | 57 31 | 109 69 | March October | B.D.S./B.D. |

तबता क्रमांक/TABLE No. 5.5 (A) (14.5)—contd.

| (1) | (2) | (3) | (4) | (5) | (6) | (7) | (8) | (9) | (3) | (2) |
|-----|----------------------------------|---------------------|----------------|--------------|----------------|----------------|-------------|----------------|------------------|---|
| 7 | अभियांत्रिकी :— | | | | | | | | | ENGINEERING : |
| | बी. ई. (स्थापत्य) | •• मार्च ऑक्टोबर | 550 48 | 24 .. | 574 48 | 504 29 | 23 .. | 527 29 | March October | B.E. (Civil) |
| | बी. ई. (विद्युत) | •• मार्च ऑक्टोबर | 475 41 | 56 1 | 531 42 | 420 30 | 54 .. | 474 30 | March October | B.E. (Electrical) |
| | बी. ई. (यांत्रिकी) | •• मार्च ऑक्टोबर | 573 16 | 12 1 | 595 17 | 562 11 | 11 1 | 573 12 | March October | B.E. (Mechanical) |
| | बी. ई. (मेटलर्जी) | •• मार्च ऑक्टोबर | 38 3 | 4 .. | 42 3 | 33 3 | 4 .. | 37 3 | March October | B.E./Metallurgy (Engineering) Civil. |
| | बी. ई. (दूरसंचार) | •• मार्च ऑक्टोबर | 52 .. | 6 .. | 58 .. | 44 .. | 4 .. | 48 .. | March October | B.E. (Telecom.). |
| | बी. ई. (अग्नी.) | •• मार्च ऑक्टोबर | 39 3 | | 39 3 | 38 1 | | 38 1 | March October | B.E. (Agril. Engy.) |
| | एम. ई. (स्थापत्य) | •• मार्च ऑक्टोबर | 56 8 | | 56 8 | 17 8 | | 17 8 | March October | M.E. (Civil) |
| | एम. ई. (विद्युत) | •• मार्च ऑक्टोबर | 22 2 | 1 1 | 23 3 | 2 2 | .. 1 | 2 3 | March October | M.E. (Elect) |
| | एम. ई. (यांत्रिकी) | •• मार्च ऑक्टोबर | 64 5 | .. 1 | 64 6 | 20 5 | .. 1 | 20 6 | March October | M.E. (Mech.) |
| | एम. ई. (मेटलर्जी) | •• मार्च ऑक्टोबर | 6 5 | | 6 5 | 2 .. | | 2 .. | March October | M.E. (Mettr) |
| | एम. ई. (रासायनिक अभियांत्रिक) | •• मार्च ऑक्टोबर | | | | | | | March October | M.E. (Chem. E.) |
| 8 | वास्तुशास्त्र :— | | | | | | | | | ARCHITECTURE : |
| | बैचलर ऑफ आर्किटेक्चर | •• मार्च ऑक्टोबर | 53 7 | 32 1 | 85 8 | 41 .. | 31 .. | 72 .. | March October | Bachelor of Archi- tecture. |
| | मास्टर ऑफ आर्किटेक्चर | •• मार्च ऑक्टोबर | | | | | | | March October | Master of Architecture |
| 9 | बैचलर ऑफ लॉ (एल.एल.बी.) | •• मार्च ऑक्टोबर | 6,024 4,006 | 1,116 604 | 7,140 4,610 | 2,907 1,716 | 637 294 | 3,544 2,010 | March October | Bachelor of Law (LL.B.) |
| | मास्टर ऑफ लॉ (एल.एल.एम.) | •• मार्च ऑक्टोबर | 473 229 | 52 16 | 525 245 | 112 83 | 12 1 | 124 84 | March October | Master of Law (LL.M.) |
| | पीएच. डी. | •• मार्च ऑक्टोबर | 12 .. | 3 .. | 15 .. | 3 .. | | 3 .. | March October | Ph. D. |
| 10 | शिक्षण :— | | | | | | | | | EDUCATION : |
| | बी. एड. | •• मार्च ऑक्टोबर | 3,324 64 | 3,876 28 | 7,200 92 | 2,900 54 | 2,724 21 | 5,624 75 | March October | B.Ed. |
| | एम. एड. | •• मार्च ऑक्टोबर | 288 48 | 148 35 | 436 83 | 205 38 | 123 35 | 328 73 | March October | M. Ed. |
| | पीएच. डी. | •• मार्च ऑक्टोबर | 5 .. | 7 .. | 12 .. | 5 .. | 7 .. | 12 .. | March October | Ph. D. |
| 11 | शेतकी :— | | | | | | | | | AGRICULTURE : |
| | बी. एस.सी. (अग्नी.) | •• मार्च ऑक्टोबर | 1,177 75 | 8 .. | 1,185 75 | 1,057 32 | 8 .. | 1,065 32 | March October | B.Sc. (Agril.) |
| | एम. एस.सी. (अग्नी.) | •• मार्च ऑक्टोबर | 427 3 | 3 .. | 430 3 | 300 3 | 3 .. | 303 3 | March October | M. Sc. (Agri.) |
| | पीएच. डी. (डॉक्टरेट) | •• मार्च ऑक्टोबर | 56 .. | | 56 .. | 21 .. | | 21 .. | March October | Ph. D. (Doctorate) |
| 12 | औषधशास्त्र :— | | | | | | | | | PHARMACY : |
| | बैचलर ऑफ फार्मसी | •• मार्च ऑक्टोबर | 171 26 | 48 3 | 219 29 | 144 20 | 45 3 | 189 23 | March October | Bachelor of Pharmacy (B. Pharm.) |
| | मास्टर ऑफ फार्मसी | •• मार्च ऑक्टोबर | 47 .. | 3 .. | 50 .. | 47 .. | 3 .. | 50 .. | March October | Master of Pharmacy (M. Pharm.) |

तक्ता क्रमांक / TABLE No. 5.5 (A) (14.5)—contd.

| (1) | (2) | (3) | (4) | (5) | (6) | (7) | (8) | (9) | (3) | (2) |
|-----|-------------------------|---------|-------|-----|-------|-------|-----|-------|---------|--------------------------|
| 13 | तंत्रशास्त्र :— | | | | | | | | | TECHNOLOGY : |
| | बॅचलर ऑफ टेक्नॉलॉजी | मार्च | 261 | 5 | 266 | 255 | 5 | 260 | March | B. Tech. |
| | | ऑक्टोबर | 7 | .. | 7 | 3 | .. | 3 | October | |
| | मास्टर ऑफ टेक्नॉलॉजी | मार्च | 24 | .. | 24 | 23 | .. | 23 | March | Master of Technology |
| | | ऑक्टोबर | 1 | .. | 1 | 1 | .. | 1 | October | |
| | मास्टर ऑफ सायन्स | मार्च | 23 | 5 | 28 | 23 | 5 | 28 | March | M. Sc. Technology |
| | टेक्नॉलॉजी | ऑक्टोबर | 4 | .. | 4 | 4 | .. | 4 | October | |
| 14 | गृहशास्त्र :— | | | | | | | | | HOME SCIENCE : |
| | बी. एस.सी. (गृहशास्त्र) | मार्च | 2 | 539 | 541 | 2 | 489 | 491 | March | B. Sc. (Home Sc.) |
| | | ऑक्टोबर | .. | 23 | 23 | .. | 22 | 22 | October | |
| | एम. एस.सी. (गृहशास्त्र) | मार्च | .. | 77 | 77 | .. | 70 | 70 | March | M. Sc. (Home Sc.) |
| | | ऑक्टोबर | .. | .. | .. | .. | .. | .. | October | |
| | पी च. डी | मार्च | .. | 1 | 1 | .. | 1 | 1 | March | Ph. D. |
| | | ऑक्टोबर | .. | .. | .. | .. | .. | .. | October | |
| 15 | ग्रंथालयशास्त्र :— | | | | | | | | | LIBRARY SCIENCE : |
| | बॅचलर ऑफ लायब्ररी | मार्च | 138 | 144 | 282 | 103 | 112 | 215 | March | Bachelor of Library |
| | | ऑक्टोबर | 6 | 2 | 8 | 2 | 2 | 4 | October | |
| | मास्टर ऑफ लायब्ररी | मार्च | 5 | 5 | 10 | 3 | 4 | 7 | March | Master of Library |
| | | ऑक्टोबर | .. | .. | .. | .. | .. | .. | October | |
| 16 | समाजसेवा :— | | | | | | | | | SOCIAL WORK : |
| | बॅचलर ऑफ सोशल वर्क | मार्च | 56 | 85 | 141 | 38 | 61 | 99 | March | Bachelor of Social work. |
| | | ऑक्टोबर | 8 | 14 | 22 | 3 | 5 | 8 | October | |
| | मास्टर ऑफ सोशल वर्क | मार्च | 417 | 89 | 506 | 344 | 66 | 410 | March | Master of Social work |
| | | ऑक्टोबर | 3 | 4 | 7 | 3 | 4 | 7 | October | |
| 17 | वृत्तपत्र व्यवसाय :— | | | | | | | | | JOURNALISM : |
| | बॅचलर ऑफ जर्नालिझम | मार्च | 85 | 21 | 106 | 70 | 20 | 90 | March | Bachelor of Journalism |
| | | ऑक्टोबर | .. | .. | .. | .. | .. | .. | October | |
| 18 | पशुवैद्यकीय शास्त्र :— | | | | | | | | | VETERINARY SCIENCE : |
| | बी. व्ही. एस.सी. | मार्च | 246 | 16 | 262 | 232 | 16 | 248 | March | B.V. Sc. |
| | | ऑक्टोबर | 16 | .. | 16 | 10 | .. | 10 | October | |
| | एम. व्ही. एस.सी. | मार्च | 71 | 5 | 76 | 71 | 5 | 76 | March | M.V. Sc. |
| | | ऑक्टोबर | 1 | .. | 1 | 1 | .. | 1 | October | |
| 19 | शारीरिक शिक्षण :— | | | | | | | | | PHYSICAL EDUCATION: |
| | बॅचलर ऑफ फिजीकल | मार्च | 1,277 | 173 | 1,450 | 1,211 | 165 | 1,376 | March | B. Phy. Edn. |
| | | ऑक्टोबर | .. | .. | .. | .. | .. | .. | October | |
| | मास्टर ऑफ फिजीकल | मार्च | 53 | 5 | 58 | 52 | 5 | 57 | March | M. Phy. Education |
| | | ऑक्टोबर | .. | .. | .. | .. | .. | .. | October | |
| 20 | इतर ललित कला :— | | | | | | | | | OTHER FINE ARTS : |
| | (पदवी) फार्इन आर्ट | मार्च | 40 | 10 | 50 | 36 | 10 | 46 | March | Degree in F. Arts. |
| | | ऑक्टोबर | .. | .. | .. | .. | .. | .. | October | |
| 21 | ग्रामविषयक शास्त्र :— | | | | | | | | | RURAL SCIENCE : |
| | | मार्च | 46 | 23 | 69 | 31 | 19 | 50 | March | |
| | | ऑक्टोबर | 14 | 2 | 16 | 5 | .. | 5 | October | |

आधार.—शिक्षण संचालनालय, महाराष्ट्र शासन, पुणे.

Source :—Directorate of Education, Government of Maharashtra, Pune.

5. शिक्षण/EDUCATION

तक्ता क्रमांक/TABLE No. 5.5 B (14-5)

प्रमुख परीक्षांचे निकाल
Examination results (Major examinations)

(1983-84)

| अनुक्रमांक Serial No. | परीक्षा (2) | परीक्षेला बसलेल्यांची संख्या No. appeared | | | उत्तीर्ण झालेल्यांची संख्या No. passed | | | Examination (2) |
|------------------------------|----------------|--|----------------------|----------------------|---|----------------------|-----------------------|--------------------------|
| | | मुले Boys (3) | मुली Girls (4) | एकूण Total (5) | मुले Boys (6) | मुली Girls (7) | एकूण Total (8) | |
| 1 कला :- | | | | | | | ARTS-- | |
| मास्टर ऑफ आर्ट्स .. | | 4,328 | 3,610 | 7,938 | 2,554 | 2,369 | 4,923 | Master of Arts |
| बॅचलर ऑफ आर्ट्स .. | | 13,589 | 15,621 | 29,210 | 7,986 | 9,883 | 17,869 | Bachelor of Arts |
| 2 शास्त्र :- | | | | | | | SCIENCE-- | |
| मास्टर ऑफ सायन्स | | 1,686 | 972 | 2,658 | 1,260 | 817 | 2,077 | Master of Science |
| बॅचलर ऑफ सायन्स | | 12,406 | 5,502 | 17,908 | 6,812 | 3,972 | 10,784 | Bachelor of Science |
| 3 वाणिज्य :- | | | | | | | COMMERCE-- | |
| मास्टर ऑफ कॉमर्स | | 4,662 | 930 | 5,592 | 2,571 | 689 | 3,260 | Master of Commerce |
| बॅचलर ऑफ कॉमर्स | | 28,481 | 13,739 | 42,220 | 8,632 | 8,364 | 26,996 | Bachelor of Commerce |
| 4 वैद्यकीय :- | | | | | | | MEDICAL-- | |
| एम. डी./एम. एस्. .. | | 657 | 130 | 787 | 300 | 62 | 362 | M.D./M.S. |
| एम. बी. बी. एस. (अंतिम वर्ष) | | 797 | 145 | 942 | 433 | 89 | 522 | M.B., B.S. (Final Year) |
| बी. एस्. सी (शुश्रूषा) | | .. | 109 | 109 | .. | 90 | 90 | B.Sc., (Nursing) |
| एम. डी. एस्. | | 2 | 3 | 5 | 1 | 2 | 3 | M.D.S. |
| बी. डी. एस्. | | 76 | 99 | 175 | 53 | 72 | 125 | B.D.S. |
| 5 अभियांत्रिकी :- | | | | | | | ENGINEERING-- | |
| एम. ई. (स्थापत्य) | | 12 | 5 | 17 | 11 | 2 | 13 | M.E. (Civil) |
| बी. ई. (स्थापत्य) | | 536 | 11 | 547 | 470 | 9 | 479 | B.E. (Civil) |
| एम. ई. (यांत्रिकी) | | 16 | .. | 16 | 14 | .. | 14 | M.E. (Mechanical) |
| बी. ई. (यांत्रिकी) | | 538 | 6 | 544 | 510 | 6 | 516 | B.E. (Mechanical) |
| एम. ई. (विद्युत) | | 8 | .. | 8 | 5 | .. | 5 | M.E. (Electrical) |
| बी. ई. (विद्युत) | | 471 | 42 | 513 | 387 | 43 | 430 | B.E. (Electrical) |
| एम. ई. (मिटलर्जी) | | 1 | .. | 1 | 1 | .. | 1 | M.E. (Metallurgy) |
| बी. ई. (मिटलर्जी) | | 58 | 3 | 61 | 49 | 3 | 52 | B.E. (Metallurgy) |
| 6 वास्तुशास्त्र :- | | | | | | | ARCHITECTURE-- | |
| बॅचलर ऑफ आर्किटेक्चर | | 92 | 42 | 134 | 74 | 37 | 111 | Bachelor of Architecture |
| 7 कायदा :- | | | | | | | LAW-- | |
| मास्टर ऑफ लॉ .. | | 575 | 76 | 651 | 114 | 23 | 147 | Master of Law |
| बॅचलर ऑफ लॉ .. | | 4,675 | 603 | 5,278 | 1,980 | 290 | 2,260 | Bachelor of Law |
| 8 शिक्षण :- | | | | | | | EDUCATION-- | |
| एम. एड्. | | 378 | 212 | 590 | 269 | 159 | 428 | M.Ed. |
| बी. एड्. | | 3,854 | 3,855 | 7,709 | 2,934 | 2,614 | 5,548 | B.Ed. |
| बी. पी. एड्. | | 2,206 | 214 | 2,420 | 2,123 | 200 | 2,323 | B.P.Ed. |
| एम. पी. एड्. | | 58 | 6 | 64 | 51 | 5 | 56 | M.P.Ed. |
| 9 औषधशास्त्र :- | | | | | | | PHARMACY-- | |
| मास्टर ऑफ फार्मसी | | 21 | 3 | 24 | 21 | 3 | 24 | Master of Pharmacy |
| बॅचलर ऑफ फार्मसी | | 174 | 89 | 263 | 138 | 83 | 221 | Bachelor of Pharmacy |
| 10 तंत्रशास्त्र :- | | | | | | | TECHNOLOGY-- | |
| मास्टर ऑफ टेक्नॉलॉजी | | 19 | 1 | 20 | 19 | 1 | 20 | M. Tech. |
| बॅचलर ऑफ टेक्नॉलॉजी | | 210 | 9 | 219 | 195 | 9 | 204 | B. Tech. |

तक्ता क्रमांक/TABLE No. 5.5 B (14.5)—contd.

| (1) | (2) | (3) | (4) | (5) | (6) | (7) | (8) | (2) |
|-----|--------------------------|----------|--------|----------|--------|--------|----------|-------------------------|
| 11 | गृहशास्त्र :- | | | | | | | HOME SCIENCE— |
| | एम्. एस्सी. (गृहशास्त्र) | .. | 79 | 79 | .. | 73 | 73 | M.Sc. (Home Sc.) |
| | बी. एस्सी. (गृहशास्त्र) | .. | 607 | 607 | .. | 537 | 537 | B.Sc. (Home Sc.) |
| 12 | वस्त्रनिर्माण :- | | | | | | | TEXTILES— |
| | बॅचलर ऑफ टेक्स्टाइल | 27 | .. | 27 | 26 | .. | 26 | Bachelor of Textile |
| 13 | ग्रंथालयशास्त्र :- | | | | | | | LIBRARY SCIENCE— |
| | मास्टर ऑफ लायब्ररी | 5 | 8 | 13 | 2 | 6 | 8 | Master of Library |
| | बॅचलर ऑफ लायब्ररी | 98 | 128 | 226 | 76 | 94 | 170 | Bachelor of Library |
| 14 | समाजसेवा :- | | | | | | | SOCIAL WORK— |
| | मास्टर ऑफ सोशल वर्क | 354 | 104 | 458 | 249 | 93 | 342 | Master of Social Work |
| | बॅचलर ऑफ सोशल वर्क | 57 | 67 | 124 | 36 | 38 | 74 | Bachelor of Social Work |
| 15 | वृत्तपत्र व्यवसाय :- | | | | | | | JOURNALISM— |
| | बॅचलर ऑफ जर्नालिझम | 77 | 31 | 108 | 69 | 20 | 89 | Bachelor of Journalism |
| 16 | एच. एस. सी. (१२ वी) | 2,04,257 | 80,096 | 2,84,353 | 89,249 | 47,779 | 1,37,028 | H.S.C. (XIIth) |

आधार.—शिक्षण संचालनालय, महाराष्ट्र शासन, पुणे.

Source.—Directorate of Education, Government of Maharashtra, Pune.

तक्ता क्रमांक/Table No. 5-6 (14-6)

| अनुक्रमांक Serial No. | जिल्हा | अभियांत्रिकी आणि तंत्रशास्त्रीय महाविद्यालये Engineering and technological colleges | | तंत्रनिकेतन Polytechnics | | इतर पदविका संस्था Other diploma institutions | | औद्योगिक प्रशिक्षण संस्था Industrial training institutions | | उच्च तांत्रिक विद्यालये/केंद्रे Technical high-schools/centres | | मूलभूत प्रशिक्षण आणि संबंधित सूचना केंद्रे Basic training and related instruction/centres | | स्थापत्य अभियांत्रिकी सहाय्यक कोर्सेस Civil engineering assistant courses | |
|--------------------------|------------|--|-----|-----------------------------|-----|---|-----|---|------|---|------|--|------|--|------|
| | | (a) | (b) | (a) | (b) | (a) | (b) | (a) | (b) | (a) | (b) | (a) | (b) | (a) | (b) |
| (1) | (2) | (3) | (4) | (5) | (6) | (7) | (8) | (9) | (10) | (11) | (12) | (13) | (14) | (15) | (16) |
| 1 | बृहन्मुंबई | 6 | 10 | 7 | 12 | 13 | 13 | 13 | 13 | 22 | 21 | 10 | 10 | 1 | 1 |
| 2 | ठाणे | .. | .. | 1 | 2 | 1 | 1 | 7 | 8 | 14 | 13 | 3 | 3 | 1 | 1 |
| 3 | रायगड | .. | 1 | 1 | 2 | .. | .. | 3 | 2 | 3 | 4 | 1 | 1 | 1 | 1 |
| 4 | रत्नागिरी | .. | .. | .. | 2 | .. | .. | 2 | 3 | 1 | 1 | 2 | 2 | 1 | 1 |
| 5 | सिंधुदुर्ग | .. | .. | .. | .. | .. | .. | 2 | 1 | 2 | 3 | 1 | 1 | 1 | 1 |
| 6 | नाशिक | .. | 1 | 1 | 3 | 2 | 1 | 4 | 4 | 6 | 9 | 2 | 2 | 1 | 1 |
| 7 | धुळे | .. | 3 | 1 | 4 | .. | 1 | 2 | 2 | 8 | 10 | 1 | 1 | 1 | 1 |
| 8 | जळगांव | .. | 1 | 1 | 5 | 1 | 2 | 3 | 3 | 12 | 13 | 1 | 2 | 1 | 1 |
| 9 | अहमदनगर | .. | 4 | 4 | 6 | 6 | .. | 4 | 4 | 5 | 11 | 1 | 1 | 1 | 1 |
| 10 | पुणे | .. | 3 | 6 | 3 | 5 | .. | 12 | 13 | 16 | 20 | 2 | 2 | 1 | 1 |
| 11 | सातारा | .. | 2 | 3 | 1 | 4 | 1 | 2 | 2 | 5 | 5 | 2 | 2 | 1 | 1 |
| 12 | सांगली | .. | 1 | 4 | 1 | 5 | 1 | 2 | 3 | 13 | 14 | 1 | 1 | 1 | 1 |
| 13 | सोलापूर | .. | .. | 1 | 1 | 1 | 2 | 1 | 1 | 11 | 20 | 1 | 1 | 1 | 1 |
| 14 | कोल्हापूर | .. | 4 | 1 | 5 | 4 | 4 | 1 | 3 | 11 | 13 | 1 | 1 | 1 | 1 |
| 15 | औरंगाबाद | .. | 1 | 2 | 1 | 2 | 2 | 2 | 2 | 5 | 7 | 1 | 1 | 1 | 1 |
| 16 | जालना | .. | .. | .. | .. | .. | .. | 1 | 1 | .. | .. | .. | .. | 1 | 1 |
| 17 | परभणी | .. | .. | .. | 1 | 1 | 1 | 1 | 1 | 4 | 4 | 1 | 1 | 1 | 1 |
| 18 | बीड | .. | .. | 1 | 1 | 1 | 1 | 2 | 2 | 4 | 5 | .. | 1 | 1 | 1 |
| 19 | नांदेड | .. | 1 | 1 | 1 | 2 | 1 | 3 | 3 | 4 | 5 | .. | 1 | 1 | 1 |
| 20 | उस्मानाबाद | .. | 2 | .. | 2 | 1 | 1 | 1 | 2 | 4 | 3 | .. | .. | 1 | 1 |
| 21 | लातूर | .. | 3 | 1 | 4 | 2 | 2 | 3 | 3 | 4 | 7 | 1 | 1 | .. | .. |
| 22 | बुलढाणा | .. | 1 | 1 | 1 | .. | 1 | 2 | 2 | 5 | 4 | 1 | 1 | 1 | 1 |
| 23 | अकोला | .. | 1 | 2 | 3 | 1 | 2 | 2 | 2 | 3 | 3 | 1 | 1 | 1 | 1 |
| 24 | अमरावती | .. | 1 | 2 | 4 | 1 | 2 | 2 | 2 | 3 | 4 | 1 | 1 | 1 | 1 |
| 25 | यवतमाळ | .. | 1 | 1 | 2 | .. | 2 | 2 | 2 | 4 | 4 | 1 | 1 | 1 | 1 |
| 26 | वर्धा | .. | 1 | 1 | 1 | .. | .. | 2 | 2 | 6 | 3 | 2 | 2 | 1 | 1 |
| 27 | नागपूर | .. | 1 | 1 | 5 | 6 | 6 | 5 | 5 | 4 | 4 | 1 | 1 | 1 | 1 |
| 28 | भंडारा | .. | 1 | .. | 1 | .. | .. | 2 | 2 | 2 | 2 | 1 | 1 | 1 | 1 |
| 29 | चंद्रपूर | .. | 1 | .. | .. | .. | .. | 2 | 1 | 2 | 2 | 1 | 1 | .. | .. |
| 30 | गडचिरोली | .. | .. | .. | .. | .. | .. | 1 | 1 | .. | .. | .. | .. | 1 | 1 |
| महाराष्ट्र राज्य | | 17 | 54 | 37 | 84 | 45 | 54 | 89 | 95 | 183 | 214 | 44 | 44 | 28 | 28 |

*स्तंभ (२८) मधील आकडे विभाषणार दिले आहेत व त्यामुळे स्तंभ (३०) मधील जिल्हावार बेरजेत त्यांचा समावेश नाही. परंतु महाराष्ट्र राज्याच्या आकडेवारीत (१९९६) समावेश आहे.

आधार--(१) संचालक, तंत्र शिक्षण, महाराष्ट्र शासन, मुंबई.
(२) संचालक, तंत्रशिक्षण, प्रशिक्षण, महाराष्ट्र शासन, मुंबई

EDUCATION

TABLE No. 5-6 (14.6)

Distribution of technical institutions by type of institutions

| उच्च माध्यमिक तांत्रिक शाळा Higher secondary technical school | | औद्योगिक विद्यालये Industrial Schools | | + २ स्तराचे वरील व्यवसायिक शिक्षण योजना Vocational centres at +2 stage | | सरकारी संस्थांच्या अधिपत्याखाली कार्य करणाऱ्या संस्था Institutions run by autonomous governing bodies | | औद्योगिक कामगारांचे अर्धवेळ वर्ग Part-time classes for industrial workers | | शिल्प कारागिर आणि इतर तांत्रिक प्रमाणपत्र देणाऱ्या संस्था Crafts and other technical institute certificate level | | एकूण Grand total | | District |
|--|------|--|------|---|------|--|------|--|------|---|-------|---------------------|------------|-------------------|
| (a) | (b) | (a) | (b) | (a) | (b) | (a) | (b) | (a) | (b) | (a) | (b)* | (a) | (b)* | (2) |
| (17) | (18) | (19) | (20) | (21) | (22) | (23) | (24) | (25) | (26) | (27) | (28) | (29) | (30) | (3) |
| 11 | 8 | 2 | .. | 27 | 20 | 5 | 5 | 1 | 1 | 142 | 346 | 259 | 114 | Greater Bombay |
| 4 | 2 | .. | .. | 5 | 6 | .. | .. | .. | .. | 80 | .. | 116 | 36 | Thane |
| 1 | .. | .. | .. | 8 | 8 | .. | .. | .. | .. | 32 | .. | 50 | 19 | Raigad |
| 1 | .. | 1 | .. | 6 | 5 | .. | .. | .. | .. | 12 | .. | 25 | 14 | Ratnagiri |
| 1 | .. | .. | .. | 5 | 6 | .. | .. | .. | .. | 15 | .. | 27 | 12 | Sindhudurg |
| 2 | 2 | .. | .. | 11 | 15 | .. | .. | 1 | 1 | 55 | 166 | 87 | 39 | Nashik |
| 1 | 1 | .. | .. | 4 | 4 | .. | .. | .. | .. | 35 | .. | 53 | 27 | Dhule |
| 6 | 4 | 1 | .. | 2 | 4 | .. | .. | .. | .. | 34 | .. | 63 | 35 | Jalgaon |
| 8 | 2 | .. | .. | 5 | 5 | .. | .. | .. | .. | 31 | .. | 65 | 34 | Ahmadnagar |
| 3 | 7 | .. | .. | 15 | 16 | 2 | 2 | 1 | 1 | 73 | 295 | 131 | 79 | Pune |
| 4 | 3 | 1 | .. | 7 | 11 | .. | .. | .. | .. | 36 | .. | 62 | 32 | Satara |
| 9 | 9 | .. | .. | 4 | 2 | .. | .. | .. | .. | 46 | .. | 79 | 40 | Sangli |
| 6 | 5 | 1 | .. | 9 | 7 | .. | .. | .. | .. | 64 | .. | 96 | 38 | Solapur |
| 5 | 4 | .. | .. | 12 | 14 | .. | .. | 1 | 1 | 37 | .. | 74 | 50 | Kolhapur |
| 3 | 1 | 2 | .. | 13 | 14 | .. | .. | 1 | .. | 39 | 89 | 71 | 32 | Aurangabad |
| .. | .. | .. | .. | 1 | 1 | .. | .. | .. | 1 | 3 | .. | 6 | 4 | Jalna |
| 1 | 1 | .. | .. | 3 | 4 | .. | .. | .. | .. | 2 | .. | 14 | 14 | Parbhani |
| 2 | 1 | .. | .. | 2 | 2 | .. | .. | .. | .. | 8 | .. | 22 | 14 | Beed |
| 1 | 1 | .. | .. | 7 | 8 | .. | .. | .. | .. | 19 | .. | 39 | 23 | Nanded |
| 1 | .. | .. | .. | 8 | 2 | .. | .. | .. | .. | 10 | .. | 26 | 13 | Osmanabad |
| 1 | 1 | .. | .. | 1 | 6 | .. | .. | .. | .. | 4 | .. | 18 | 27 | Latur |
| 1 | 1 | .. | .. | 4 | 5 | .. | .. | .. | .. | 2 | 79 | 17 | 17 | Buldana |
| 2 | 1 | .. | .. | 8 | 12 | .. | .. | .. | .. | 21 | .. | 41 | 26 | Akola |
| 1 | .. | .. | .. | 14 | 19 | .. | .. | .. | .. | 21 | .. | 47 | 35 | Amravati |
| 1 | .. | .. | .. | 6 | 7 | .. | .. | .. | .. | 13 | .. | 29 | 20 | Yavatmal |
| 2 | 2 | .. | .. | 7 | 7 | .. | .. | .. | .. | 30 | 341 | 51 | 19 | Wardha |
| 3 | 2 | 1 | .. | 11 | 12 | 2 | 2 | 1 | 1 | 162 | .. | 199 | 40 | Nagpur |
| 2 | .. | .. | .. | 6 | 6 | .. | .. | .. | .. | 47 | .. | 60 | 14 | Bhandara |
| 2 | 1 | .. | .. | 7 | 6 | .. | .. | .. | .. | 26 | .. | 39 | 12 | Chandrapur |
| .. | .. | .. | .. | .. | 1 | .. | .. | .. | .. | 10 | .. | 12 | 3 | Gadchiroli |
| 85 | 59 | 9 | .. | 218 | 235 | 9 | 9 | 6 | 6 | 1,108 | 1,316 | 1,878 | 882 + 1316 | Maharashtra State |

a=1982-83 b=1983-84

*Figures in col. (28) are given regionwise and hence are not included in districtwise total in col. (30) but are included in total for Maharashtra State (1316).

Source.- (1) Director of Technical Education, Government of Maharashtra, Bombay.

(2) Director of Technical Training, Government of Maharashtra, Bombay.

5. शिक्षण/EDUCATION

तक्ता क्रमांक/TABLE No. 5-7 (14-7)

तंत्र निकेतन संस्थांची त्यांचे वर्गवारीनुसार प्रवेशक्षमता, नांव नोंदविलेले, उत्तीर्ण झालेले विद्यार्थी आणि शिक्षकांची संख्या
Number of technical institutions intake capacity, enrolment, outturn and number of teachers by category of institution^a

| अनुक्रमांक Serial No. | वर्गवारी | संस्था Institutions | | एकूण प्रवेश क्षमता Total intake capacity | | एकूण नोंदणी केलेले Total enrolment | | एकूण उत्तीर्ण Total outturn | | शिक्षकांची संख्या Number of teachers | | Category |
|-----------------------------|---|------------------------|---------|---|---------|---|---------|-----------------------------------|---------|---|---------|--|
| | | 1982-83 | 1983-84 | 1982-83 | 1983-84 | 1982-83 | 1983-84 | 1982-83 | 1983-84 | 1982-83 | 1983-84 | |
| | | (3) | (4) | (5) | (6) | (7) | (8) | (9) | (10) | (11) | (12) | |
| (1) | (2) | (3) | (4) | (5) | (6) | (7) | (8) | (9) | (10) | (11) | (12) | (2) |
| 1 | पदवी पातळीवरील (अभियांत्रिकी आणि तंत्रशास्त्रिकी) महाविद्यालये | 17 | 54 | 2,166 | 8,821 | 9,047 | 13,110 | 2,048 | 2,096 | 895 | 1,337 | Degree level (Engineering and technological colleges) |
| 2 | पदविका पातळीवरील (तंत्रनिकेतन आणि इतर पदविका) संस्था | 82 | 138 | 7,910 | 17,210 | 20,852 | 27,839 | 5,099 | 6,669 | 2,079 | 2,802 | Diploma level (Polytechnic and other diploma) Institutions. |
| 3 | औद्योगिक प्रशिक्षण संस्था (चार अस्थायी संस्थांची परवानगी बगळता) | 89 | 94 | 30,644 | 31,544 | 31,659 | 30,646 | 15,631@ | 14,423 | 3,056 | N.A. | Industrial training institutes (excluding four provisionally permitted). |
| 4 | तंत्र माध्यमिक विद्यालये/केंद्रे | 183 | 233 | 23,770 | N.A. | 57,433 | 55,860 | N. A. | N.A. | 1,276 | N.A. | Technical High Schools/Centres. |

(1) N. A. उपलब्ध नाही. Not available.

@ जुलै १९८३ तील परीक्षेनुसार. Examination held in July, 1983.

आधार.—(१) संचालक, तांत्रिक शिक्षण, महाराष्ट्र शासन, मुंबई.

Source.—(1) Director of Technical Education, Government of Maharashtra, Bombay.

(२) संचालक, तांत्रिक प्रशिक्षण, महाराष्ट्र शासन, मुंबई.

(2) Director of Technical Training, Government of Maharashtra, Bombay.

5. शिक्षण/EDUCATION

तक्ता क्रमांक/TABLE 5-8 (14-8)

शासकीय औद्योगिक प्रशिक्षण संस्थामधील मंजूर केलेल्या जागा, प्रवेश क्षमता आणि उत्तीर्ण झालेल्यांची संख्या
No. of sanctioned seats, intake capacity and outturn of Government Industrial Training Institute

| अनुक्रमांक Serial No. | व्यवसायाचे नाव | मंजूर जागा Sanctioned seats | | प्रवेश क्षमता Intake capacity | | उत्तीर्ण झालेले Outturn | | Name of the Trade |
|-----------------------------|--|--------------------------------|---------|----------------------------------|---------|----------------------------|---------|---|
| | | 1982-83 | 1983-84 | 1982-83 | 1983-84 | 1982-83 | 1983-84 | |
| | | (1) | (2) | (3) | (4) | (5) | (6) | |
| एक वर्ष कालावधीचे— | | | | | | | | |
| 1 | लोहार | 128 | 128 | 128 | N.A. | 80 | N.A. | Black smith |
| 2 | सुतार | 1,024 | 1,104 | 1,024 | N.A. | 769 | N.A. | Carpenter |
| 3 | यांत्रिक (डिझेल) | 800 | 912 | 800 | .. | 584 | .. | Mechanic (Diesel) |
| 4 | यांत्रिक (कबित) | 464 | 480 | 464 | .. | 303 | .. | Mechanic (Tractor) |
| 5 | साचेकार | 880 | 880 | 880 | .. | 734 | .. | Moulder |
| 6 | रंगारी | 160 | 192 | 160 | .. | 138 | .. | Painter |
| 7 | नळ कारागीर | 208 | 208 | 208 | .. | 161 | .. | Plumber |
| 8 | पत्रे कारागीर | 480 | 528 | 480 | .. | 449 | .. | Sheet metal worker |
| 9 | सधाता (जि आणि ई) | 1,548 | 1,692 | 1,548 | .. | 1,080 | .. | Welder (G and E) |
| 10 | बिमतारी यंत्रचालक | 32 | 32 | 32 | .. | 39 | .. | Wireless operator |
| 11 | मुद्रण यंत्रचालक | 426 | 400 | 426 | .. | 307 | .. | Printing Machine (Operator) |
| 12 | चामड्याच्या वस्तू बनविणे | 32 | 32 | 32 | .. | 14 | .. | Manufacturing of leather goods works |
| 13 | पुस्तक बांधणी | 42 | 64 | 42 | .. | 9 | .. | Book binding |
| 14 | हस्तजुळाई व कच्चे मुद्रित वाचन | 474 | 512 | 474 | .. | 343 | .. | Hand composing and Proof reading |
| 15 | लघुलेखन (मराठी/इंग्रजी) | 1,024 | 1,040 | 1,034 | .. | 436 | .. | Stenography (Marathi/English) |
| 16 | कतन व शिवणशास्त्र | 554 | 560 | 554 | .. | 395 | .. | Cutting and tailoring |
| 17 | पादत्राण कारागीर | 32 | 32 | 32 | .. | 7 | .. | Manufacturing of footwear |
| 18 | ऑटो इलेक्ट्रीशियन | 288 | 192 | 288 | .. | 262 | .. | Auto Electrician |
| दोन वर्ष कालावधीचे— | | | | | | | | |
| 19 | यांत्रिकी (प्रशिक्षण व वातानुकूलि-करण) | 416 | 416 | 416 | N.A. | 185 | N.A. | Two years duration— Mechanic (Ref. and Air conditioning) |
| 20 | यांत्रिक (मोटर गाड्या) | 1,760 | 1,760 | 1,728 | .. | 730 | .. | Mechanic Motor Vehicle |
| 21 | आरेखक (स्थापत्य) | 756 | 976 | 752 | .. | 340 | .. | Draftsman (Civil) |
| 22 | आरेखक (यांत्रिक) | 1,184 | 1,024 | 1,184 | .. | 522 | .. | Draftsman (Mech.) |
| 23 | विजतंत्री | 2,592 | 2,736 | 2,592 | .. | 1,052 | .. | Electrician |
| 24 | विज विलेपक | 80 | 80 | 80 | .. | 105 | .. | Electroplator |
| 25 | जोडारी | 4,800 | 4,928 | 4,768 | .. | 2,144 | .. | Fitter |
| 26 | तारतंत्री | 1,872 | 1,968 | 1,872 | .. | 790 | .. | Wiremen |
| 27 | यंत्र कारागीर | 2,124 | 2,124 | 2,124 | .. | 918 | .. | Machinist |
| 28 | यंत्र कारागीर (घर्षक) | 708 | 708 | 708 | .. | 310 | .. | Mechanic (Grinder) |
| 29 | बांधकाम जोडारी | 88 | 40 | 88 | .. | 70 | .. | Structural Fitter |
| 30 | यांत्रिक मिलराइट मेन्टेनन्स | 256 | 272 | 256 | .. | 140 | .. | Mechanic (Mill wright Maintenance) |
| 31 | यांत्रिक (उपकरण) | 304 | .. | 304 | .. | 118 | .. | Mechanic (Instrument) |
| 32 | यांत्रिक (रेडिओ आणि दूरदर्शन) | 656 | 656 | 656 | .. | 247 | .. | Mechanic (Radio and T. V.) |
| 33 | बंधकार | 448 | 448 | 448 | .. | 214 | .. | Pattern maker |
| 34 | सर्वेक्षक | 224 | 224 | 224 | .. | 107 | .. | Surveyor |
| 35 | हत्यारे व साचे करणारे | 128 | 128 | 128 | .. | 40 | .. | Tool and die maker |
| 36 | कातारी | 2,904 | 2,916 | 2,904 | .. | 1,127 | .. | Turner |
| 37 | घड्याळजी | 160 | 160 | 150 | .. | 92 | .. | Watch and clock maker |
| 38 | बांधकाम कारागीर | 256 | 336 | 256 | .. | 139 | .. | Building construction |
| 39 | इलेक्ट्रॉनिक्स | 112 | 128 | 112 | .. | 33 | .. | Electronics |
| 40 | फार्म मेकॅनिक | 144 | 128 | 144 | .. | 45 | .. | Farm mechanic |
| 41 | विद्युत परिरक्षण यांत्रिक | 32 | .. | 32 | .. | 51 | .. | Electric mechanical maintenance |
| 42 | रबर तंत्रज्ञ | 16 | 16 | 16 | .. | .. | .. | Rubber technician |
| 43 | प्लॅस्टीकचे साचे करणारे | 16 | 16 | 16 | .. | 2 | .. | Plastic moulder maker |
| एकूण | | 30,632 | 31,549 | 30,554 | .. | 15,631 | .. | Total |

N. A.—उपलब्ध नाही/Not available.

बाधार.—(१) संचालक, तंत्रशिक्षण, महाराष्ट्र शासन, मुंबई.

Source.—(1) Director of Technical Education, Govt. of Maharashtra, Bombay.

(२) संचालक, तांत्रिक प्रशिक्षण महाराष्ट्र शासन, मुंबई.

(2) Director of Technical Training, Govt. of Maharashtra, Bombay.

5. शिक्षण/EDUCATION

तक्ता क्रमांक/TABLE No. 5.9 (14-9)

अभियांत्रिकी, तंत्रशास्त्र व तंत्रनिकेतन अभियांत्रिक महाविद्यालयांच्या अंतिम वर्षाच्या परिक्षेस बसलेल्या व उत्तीर्ण झालेल्या विद्यार्थ्यांची संख्या
Number of students appeared and passed in final year examination of engineering, technological and polytechnic colleges during the calendar year

| अनुक्रमांक Serial No. | अभ्यासक्रमाचा प्रकार | 1982 | | 1983 | | Type of Course |
|-----------------------------|----------------------|---------------------------------|-------------------------------|---------------------------------|-------------------------------|---------------------------|
| | | परिक्षेस बसलेले No. appeared | उत्तीर्ण झालेले No. passed | परिक्षेस बसलेले No. appeared | उत्तीर्ण झालेले No. passed | |
| (1) | (2) | (3) | (4) | (5) | (6) | (2) |
| पदवी अभ्यासक्रम— | | | | | | <i>I Degree Course—</i> |
| 1 | स्थापत्य | 685 | 619 | 583 | 536 | Civil |
| 2 | यांत्रिकी | 668 | 625 | 607 | 585 | Mechanical |
| 3 | विद्युत | 553 | 503 | 555 | 486 | Electrical |
| 4 | इतर | 444 | 396 | 622 | 518 | Others |
| | एकूण | 2,350 | 2,143 | 2,367 | 2,125 | Total |
| पदविका अभ्यासक्रम— | | | | | | <i>II Diploma Course—</i> |
| 1 | स्थापत्य | 2,393 | 1,434 | 2,234 | 1,450 | Civil |
| 2 | यांत्रिकी | 1,537 | 1,196 | 1,806 | 1,424 | Mechanical |
| 3 | विद्युत | 1,446 | 1,056 | 1,557 | 1,118 | Electrical |
| 4 | इतर | 1,851 | 1,415 | 2,508 | 1,736 | Others |
| | एकूण | 7,227 | 5,101 | 8,105 | 5,728 | Total |

आधार.—(१) संचालक, तंत्रशिक्षण, महाराष्ट्र शासन, मुंबई.

Source.—(1) Director of Technical Education, Government of Maharashtra, Bombay.

(२) संचालक, तांत्रिक प्रशिक्षण, महाराष्ट्र शासन, मुंबई.

(2) Director of Technical Training, Government of Maharashtra, Bombay.

6. जनता संपर्क

MASS COMMUNICATION

६.१ छापखाने व नियतकालिके, प्रकाशित झालेली पुस्तके व नियतकालिके, त्यांचे भाषावार व विषयवार वर्गीकरण यासंबंधी माहिती या विभागातील तक्त्यामध्ये दिलेली आहे.

6.1 Data on printing presses and periodicals, books and periodicals published and their classification according to languages and subjects are presented in the tables in this section.

| | | दैनिके/Dailies | | | | | | | | | | | | | | | | | | | |
|-----------------------------|------------|--|--------|--------------------|-----|------------------|-----|---------------------|------|-------------------|------|----------------|------|---------------|------|-----------------|------|---------------|------|---------------|------|
| अनुक्रमांक Serial No. | जिल्हा | छापखान्याची संख्या No. of Presses | | इंग्लीश English | | मराठी Marathi | | गुजराती Gujarati | | कोंकणी Konkani | | हिंदी Hindi | | उर्दू Urdu | | सिंधी Sindhi | | इतर Others | | एकूण Total | |
| | | (a) | (b) | (a) | (b) | (a) | (b) | (a) | (b) | (a) | (b) | (a) | (b) | (a) | (b) | (a) | (b) | (a) | (b) | (a) | (b) |
| (1) | (2) | (3) | (4) | (5) | (6) | (7) | (8) | (9) | (10) | (11) | (12) | (13) | (14) | (15) | (16) | (17) | (18) | (19) | (20) | (21) | (22) |
| 1 | बुध्नुंबई | 2,999 | 3,010 | 15 | 14 | 10 | 10 | 5 | 5 | .. | .. | 3 | 3 | 7 | 5 | 1 | 1 | .. | .. | 41 | 38 |
| 2 | ठाणे | 258 | 260 | .. | .. | 2 | 3 | .. | .. | .. | .. | 1 | 2 | .. | .. | 3 | 4 | .. | .. | 6 | 9 |
| 3 | रायगड | 88 | 93 | .. | .. | 1 | 1 | .. | .. | .. | .. | .. | 1 | .. | .. | .. | .. | .. | .. | 1 | 2 |
| 4 | रत्नागिरी | 49 | 49 | .. | .. | 3 | 3 | .. | .. | .. | .. | .. | .. | .. | .. | .. | .. | .. | .. | 3 | 3 |
| 5 | सिधुदुर्ग | N.A.S. | N.A.S. | .. | .. | N.A.S. | 1 | .. | .. | .. | .. | .. | .. | .. | .. | .. | .. | .. | .. | N.A.S. | 1 |
| 6 | नाशिक | 259 | 270 | .. | 1 | 11 | 12 | .. | .. | .. | .. | .. | .. | .. | .. | .. | .. | .. | .. | 11 | 13 |
| 7 | धुळे | 132 | 132 | .. | .. | 4 | 3 | .. | .. | .. | .. | .. | .. | .. | .. | .. | .. | .. | .. | 4 | 3 |
| 8 | जळगांव | 198 | 201 | .. | .. | 10 | 11 | .. | .. | .. | .. | .. | .. | .. | .. | .. | .. | .. | .. | 10 | 11 |
| 9 | अहमदनगर | 238 | 244 | .. | .. | .. | 7 | .. | .. | .. | .. | .. | .. | .. | .. | .. | .. | .. | .. | .. | 7 |
| 10 | पुणे | 646 | 646 | 2 | 2 | 11 | 12 | .. | .. | .. | .. | 1 | .. | .. | .. | .. | .. | .. | .. | 14 | 14 |
| 11 | सातारा | 211 | 229 | .. | .. | 3 | 3 | .. | .. | .. | .. | .. | .. | .. | .. | .. | .. | .. | .. | 3 | 3 |
| 12 | सांगली | 191 | 225 | .. | .. | 7 | 7 | .. | .. | .. | .. | .. | .. | .. | .. | .. | .. | .. | .. | 7 | 7 |
| 13 | सोलापूर | 261 | 263 | .. | .. | 8 | 8 | .. | .. | .. | .. | 1 | 1 | .. | .. | .. | .. | .. | .. | 9 | 9 |
| 14 | कोल्हापूर | 402 | 436 | .. | .. | 11 | 11 | .. | .. | .. | .. | .. | .. | .. | .. | .. | .. | .. | .. | 11 | 11 |
| 15 | औरंगाबाद | 201 | 219 | 1 | .. | 6 | 6 | .. | .. | .. | .. | .. | .. | 4 | 5 | .. | .. | .. | .. | 11 | 11 |
| 16 | जालना | N.A.S. | N.A.S. | .. | .. | 3 | 2 | .. | .. | .. | .. | .. | .. | .. | .. | .. | .. | .. | .. | 3 | 2 |
| 17 | परभणी | 38 | 38 | .. | 1 | 3 | 5 | .. | .. | .. | .. | .. | .. | 1 | .. | .. | .. | .. | .. | 3 | 7 |
| 18 | बीड | 37 | 37 | .. | .. | 7 | 7 | .. | .. | .. | .. | .. | .. | .. | .. | .. | .. | .. | .. | 7 | 7 |
| 19 | नांदेड | 28 | 28 | .. | .. | 8 | 9 | .. | .. | .. | .. | 1 | 1 | 1 | 1 | .. | .. | .. | .. | 10 | 11 |
| 20 | उस्मानाबाद | 62 | 65 | .. | .. | .. | 3 | .. | .. | .. | .. | .. | .. | .. | .. | .. | .. | .. | .. | .. | 3 |
| 21 | लातूर | N.A.S. | N.A.S. | .. | .. | 7 | 9 | .. | .. | .. | .. | .. | .. | .. | .. | .. | .. | .. | .. | 7 | 9 |
| 22 | बुलढाणा | 73 | 83 | .. | .. | 2 | 2 | .. | .. | .. | .. | .. | .. | .. | .. | .. | .. | .. | .. | 2 | 2 |
| 23 | अकोला | 137 | 137 | .. | .. | 4 | 4 | .. | .. | .. | .. | 3 | .. | .. | .. | .. | .. | .. | .. | 4 | 7 |
| 24 | अमरावती | 70 | 70 | .. | .. | 9 | 9 | .. | .. | .. | .. | 3 | 1 | .. | .. | .. | .. | .. | .. | 12 | 10 |
| 25 | यवतमाळ | 60 | 61 | .. | .. | 1 | 2 | .. | .. | .. | .. | .. | .. | .. | .. | .. | .. | .. | .. | 1 | 2 |
| 26 | वर्धा | 22 | 26 | .. | .. | 1 | 1 | .. | .. | .. | .. | 1 | 1 | .. | .. | .. | .. | .. | .. | 2 | 2 |
| 27 | नागपूर | 348 | 366 | 2 | 3 | 7 | 7 | .. | .. | .. | .. | 6 | 7 | .. | .. | .. | .. | .. | .. | 15 | 17 |
| 28 | भंडारा | 37 | 37 | .. | .. | .. | .. | .. | .. | .. | .. | 6 | 6 | .. | .. | .. | .. | .. | .. | 6 | 6 |
| 29 | चंद्रपूर | 85 | 87 | .. | .. | 8 | 9 | .. | .. | .. | .. | 2 | 2 | .. | .. | .. | .. | .. | .. | 10 | 11 |
| 30 | गडचिरोली | N.A.S. | 2 | .. | .. | .. | .. | .. | .. | .. | .. | .. | .. | .. | .. | .. | .. | .. | .. | .. | .. |
| महाराष्ट्र राज्य | | 7,130 | 7,314 | 20 | 21 | 147 | 167 | 5 | 5 | .. | .. | 25 | 28 | 12 | 12 | 4 | 5 | .. | .. | 213 | 238 |

N.A.S.=वेगळी उपलब्ध नाही/

MASS COMMUNICATION

TABLE No. 6.1 (24. :)

Number of Printing Presses and number of periodicals in different languages

| साप्ताहिके (द्वि. आणि त्रै. साप्ताहिके वरून) / Weeklies (Including bi and tri weeklies) | | | | | | | | | | | | | | | | | | |
|---|------|------------------|------|---------------------|------|-------------------|------|----------------|------|---------------|------|-----------------|------|---------------|------|---------------|-------|-------------------|
| इंग्लिश English | | मराठी Marathi | | गुजराती Gujarati | | कोंकणी Konkani | | हिंदी Hindi | | उर्दू Urdu | | सिंधी Sindhi | | इतर Others | | एकूण Total | | District |
| (a) | (b) | (a) | (b) | (a) | (b) | (a) | (b) | (a) | (b) | (a) | (b) | (a) | (b) | (a) | (b) | (a) | (b) | (2) |
| (23) | (24) | (25) | (26) | (27) | (28) | (29) | (30) | (31) | (32) | (33) | (34) | (35) | (36) | (37) | (38) | (39) | (40) | (2) |
| 49 | 52 | 19 | 19 | 11 | 13 | .. | .. | 11 | 16 | 15 | 12 | 6 | 6 | .. | .. | 111 | 118 | Greater Bombay |
| 1 | 1 | 19 | 16 | .. | .. | .. | .. | 4 | 4 | .. | 1 | 11 | 10 | .. | .. | 35 | 32 | Thane |
| .. | .. | 25 | 30 | .. | .. | .. | .. | .. | .. | .. | .. | .. | .. | .. | .. | 25 | 30 | Raigad |
| .. | .. | 9 | 11 | .. | .. | .. | .. | .. | .. | .. | .. | .. | .. | .. | .. | 9 | 11 | Ratnagiri |
| .. | .. | 12 | 11 | .. | .. | .. | .. | .. | .. | .. | .. | .. | .. | .. | .. | 12 | 11 | Sindhudurg |
| .. | .. | 35 | 41 | .. | .. | .. | .. | .. | 1 | 26 | 24 | .. | .. | .. | .. | 61 | 66 | Nashik |
| .. | .. | 10 | 17 | .. | .. | .. | .. | .. | .. | 5 | 5 | .. | .. | .. | .. | 15 | 22 | Dhule |
| .. | .. | 46 | 50 | .. | .. | .. | .. | 5 | 3 | 4 | 3 | .. | .. | .. | .. | 55 | 56 | Jalgaon |
| .. | .. | 24 | 26 | .. | .. | .. | .. | .. | .. | .. | .. | .. | .. | .. | .. | 24 | 26 | Ahmednagar |
| 5 | 5 | 29 | 33 | .. | .. | .. | .. | .. | .. | 1 | 2 | 4 | 5 | .. | .. | 39 | 45 | Pune |
| .. | .. | 12 | 13 | .. | .. | .. | .. | .. | .. | .. | .. | .. | .. | .. | .. | 12 | 13 | Satara |
| .. | .. | 38 | 41 | .. | .. | .. | .. | .. | 1 | .. | .. | .. | .. | .. | .. | 38 | 42 | Sahlgli |
| .. | .. | 30 | 31 | .. | .. | .. | .. | 1 | 1 | 1 | .. | .. | .. | .. | .. | 32 | 32 | Solapur |
| .. | .. | 27 | 31 | .. | .. | .. | .. | 1 | 1 | .. | .. | .. | .. | .. | .. | 28 | 32 | Kolhapur |
| .. | .. | 30 | 38 | .. | .. | .. | .. | 4 | 4 | 11 | 10 | .. | .. | .. | .. | 45 | 52 | Aurangabad |
| .. | .. | 14 | 17 | .. | .. | .. | .. | 4 | 2 | 2 | 2 | .. | .. | .. | .. | 20 | 21 | Jalna |
| .. | .. | 18 | 14 | .. | .. | .. | .. | .. | .. | 9 | 8 | .. | .. | .. | .. | 27 | 22 | Parbhani |
| .. | .. | 23 | 22 | .. | .. | .. | .. | .. | 1 | .. | 1 | .. | .. | .. | .. | 23 | 24 | Beed |
| .. | .. | 13 | 15 | .. | .. | .. | .. | 1 | 1 | .. | 7 | .. | .. | .. | .. | 14 | 23 | Nanded |
| .. | .. | 7 | 5 | .. | .. | .. | .. | 1 | .. | .. | .. | .. | .. | .. | .. | 8 | 5 | Osmānabad |
| .. | .. | 8 | 10 | .. | .. | .. | .. | .. | .. | .. | .. | .. | .. | .. | .. | 8 | 10 | Latur |
| .. | .. | 25 | 28 | .. | .. | .. | .. | 6 | 5 | 2 | 3 | .. | .. | .. | .. | 33 | 36 | Buldana |
| .. | .. | 30 | 37 | .. | .. | .. | .. | 22 | 23 | 3 | 4 | .. | .. | .. | .. | 55 | 64 | Akola |
| 1 | .. | 33 | 38 | .. | .. | .. | .. | 33 | 34 | 2 | 1 | .. | .. | .. | .. | 69 | 73 | Amravati |
| .. | 1 | 42 | 51 | .. | .. | .. | .. | 6 | 8 | .. | 2 | .. | .. | .. | .. | 48 | 62 | Yavatmal |
| .. | .. | 9 | 15 | .. | .. | .. | .. | 35 | 29 | 1 | .. | .. | .. | .. | .. | 45 | 44 | Wardha |
| 1 | 1 | 20 | 22 | 1 | 1 | .. | .. | 22 | 20 | 4 | 1 | 1 | 1 | .. | .. | 49 | 46 | Nagpur |
| .. | .. | 6 | 7 | .. | .. | .. | .. | 21 | 28 | .. | .. | .. | .. | .. | .. | 27 | 35 | Bhandara |
| .. | .. | 25 | 21 | .. | .. | .. | .. | 5 | 7 | 1 | 1 | .. | .. | .. | .. | 31 | 29 | Chandrapur |
| .. | .. | .. | 1 | .. | .. | .. | .. | .. | .. | .. | .. | .. | .. | .. | .. | .. | 1 | Gadchiroli |
| 57 | 60 | 638 | 711 | 12 | 14 | .. | .. | 182 | 189 | 87 | 87 | 22 | 22 | .. | .. | 998 | 1,083 | Maharashtra State |

Not available separately.

| अनुक्रमांक Serial | जिल्हा | पाक्षिके/Fortnightlies | | | | | | | | | | | | | | | | | |
|----------------------|------------|------------------------|------|------------------|------|---------------------|------|-------------------|------|----------------|------|---------------|------|----------------|------|---------------|------|---------------|------|
| | | इंग्लीश English | | मराठी Marathi | | गुजराती Gujarati | | कोंकणी Konkani | | हिंदी Hindi | | उर्दू Urdu | | सिंधी Sindi | | इतर Others | | एकूण Total | |
| | | (a) | (b) | (a) | (b) | (a) | (b) | (a) | (b) | (a) | (b) | (a) | (b) | (a) | (b) | (a) | (b) | (a) | (b) |
| (1) | (2) | (41) | (42) | (43) | (44) | (45) | (46) | (47) | (48) | (49) | (50) | (51) | (52) | (53) | (54) | (55) | (56) | (57) | (58) |
| 1 | बृहन्मुंबई | 36 | 41 | 10 | 15 | 14 | 11 | .. | .. | 17 | 20 | 5 | 7 | 2 | 2 | .. | .. | 84 | 96 |
| 2 | ठाणे | .. | .. | 4 | 4 | 1 | 1 | .. | .. | .. | .. | .. | .. | 8 | 8 | .. | .. | 13 | 13 |
| 3 | रायगड | .. | .. | 3 | 3 | .. | .. | .. | .. | .. | .. | .. | .. | .. | .. | .. | .. | 3 | 3 |
| 4 | रत्नागिरी | .. | .. | 1 | 1 | .. | .. | .. | .. | .. | .. | .. | .. | .. | .. | .. | .. | 1 | 1 |
| 5 | सिंधुदुर्ग | .. | .. | .. | .. | .. | .. | .. | .. | .. | .. | .. | .. | .. | .. | .. | .. | .. | .. |
| 6 | नाशिक | .. | .. | 9 | 7 | .. | .. | .. | .. | 4 | 1 | 7 | 9 | .. | .. | .. | .. | 20 | 17 |
| 7 | पुळे | .. | .. | 2 | 3 | .. | .. | .. | .. | .. | .. | .. | .. | .. | .. | .. | .. | 2 | 3 |
| 8 | जळगाव | .. | .. | 5 | 5 | .. | .. | .. | .. | 1 | 1 | 1 | .. | .. | .. | .. | .. | 7 | 6 |
| 9 | अहमदनगर | .. | .. | 2 | 3 | .. | .. | .. | .. | .. | .. | .. | .. | .. | .. | .. | .. | 2 | 3 |
| 10 | पुणे | 1 | 2 | 15 | 11 | 1 | 1 | .. | .. | 2 | .. | .. | .. | .. | .. | .. | .. | 19 | 14 |
| 11 | सातारा | 1 | 1 | 4 | 2 | .. | .. | .. | .. | .. | .. | .. | .. | .. | .. | .. | .. | 5 | 3 |
| 12 | सांगली | .. | .. | 3 | 4 | .. | .. | .. | .. | .. | .. | .. | .. | .. | .. | .. | .. | 3 | 4 |
| 13 | सोलापूर | .. | .. | 5 | 6 | .. | .. | .. | .. | .. | .. | .. | .. | .. | .. | .. | .. | 5 | 6 |
| 14 | कोल्हापूर | .. | .. | 10 | 9 | .. | .. | .. | .. | .. | .. | .. | .. | .. | .. | .. | .. | 10 | 9 |
| 15 | औरंगाबाद | 1 | 1 | 4 | 6 | .. | .. | .. | .. | 2 | .. | .. | .. | .. | .. | .. | .. | 7 | 7 |
| 16 | जालना | .. | .. | .. | .. | .. | .. | .. | .. | .. | .. | .. | .. | .. | .. | .. | .. | .. | .. |
| 17 | परभणी | .. | .. | 1 | .. | .. | .. | .. | .. | .. | .. | 3 | 3 | .. | .. | .. | .. | 4 | 3 |
| 18 | बीड | .. | .. | .. | 1 | .. | .. | .. | .. | 1 | .. | 1 | 1 | .. | .. | .. | .. | 2 | 2 |
| 19 | नांदेड | .. | .. | 1 | .. | .. | .. | .. | .. | .. | 2 | 1 | 1 | .. | .. | .. | .. | 2 | 3 |
| 20 | उस्मानाबाद | .. | .. | 1 | .. | .. | .. | .. | .. | .. | .. | .. | .. | .. | .. | .. | .. | 1 | .. |
| 21 | लातूर | .. | .. | 1 | .. | .. | .. | .. | .. | .. | .. | .. | .. | .. | .. | .. | .. | 1 | .. |
| 22 | बुलडाणा | .. | .. | 2 | 2 | .. | .. | .. | .. | 1 | 1 | 2 | 2 | .. | .. | .. | .. | 5 | 5 |
| 23 | अकोला | .. | .. | .. | .. | .. | .. | .. | .. | 1 | 1 | .. | 1 | .. | .. | .. | .. | 1 | 2 |
| 24 | अमरावती | .. | .. | 2 | 5 | .. | .. | .. | .. | 1 | 1 | .. | .. | .. | .. | .. | .. | 3 | 6 |
| 25 | यवतमाळ | .. | .. | 3 | 5 | .. | .. | .. | .. | .. | .. | .. | .. | .. | .. | .. | .. | 3 | 5 |
| 26 | बघा | .. | .. | 3 | 3 | .. | .. | .. | .. | .. | 1 | .. | .. | .. | .. | .. | .. | 3 | 4 |
| 27 | नागपूर | 3 | 3 | 9 | 9 | .. | .. | .. | .. | 2 | 3 | 3 | 2 | .. | .. | .. | .. | 17 | 17 |
| 28 | भंडारा | .. | .. | .. | .. | .. | .. | .. | .. | 8 | 1 | .. | .. | .. | .. | .. | .. | 8 | 1 |
| 29 | चंद्रपूर | .. | .. | .. | .. | .. | .. | .. | .. | 1 | .. | .. | .. | .. | .. | .. | .. | 1 | .. |
| 30 | गडचिरोली | .. | .. | .. | .. | .. | .. | .. | .. | .. | .. | .. | .. | .. | .. | .. | .. | .. | .. |
| महाराष्ट्र राज्य | | 42 | 48 | 100 | 104 | 16 | 13 | .. | .. | 41 | 32 | 23 | 26 | 10 | 10 | .. | .. | 232 | 233 |

TABLE No. 6-1 (24-1)—contd.

| मासिके (द्विमासिके धरून)/Monthlies including Bi-monthlies | | | | | | | | | | | | | | | | | | | |
|---|------|------------------|------|---------------------|------|-------------------|------|----------------|------|---------------|------|-----------------|------|---------------|------|---------------|-------|-------------------|-----|
| इंग्लीश English | | मराठी Marathi | | गुजराती Gujarati | | कोंकणी Konkani | | हिंदी Hindi | | उर्दू Urdu | | सिंधी Sindhi | | इतर Others | | एकूण Total | | District | |
| (a) | (b) | (a) | (b) | (a) | (b) | (a) | (b) | (a) | (b) | (a) | (b) | (a) | (b) | (a) | (b) | (a) | (b) | | (2) |
| (59) | (60) | (61) | (62) | (63) | (64) | (65) | (66) | (67) | (68) | (69) | (70) | (71) | (72) | (73) | (74) | (75) | (76) | | |
| 325 | 304 | 85 | 85 | 93 | 89 | .. | .. | 53 | 50 | 19 | 17 | 12 | 12 | .. | .. | 587 | 557 | Greater Bombay | |
| 4 | 7 | 16 | 17 | 2 | 1 | .. | .. | 3 | 3 | .. | .. | 13 | 15 | .. | .. | 38 | 43 | Thane | |
| 1 | 1 | 26 | 21 | 2 | 2 | .. | .. | 2 | 1 | 1 | .. | .. | .. | .. | .. | 32 | 25 | Raigad | |
| .. | .. | 5 | 3 | .. | .. | .. | .. | .. | .. | .. | .. | .. | .. | .. | .. | 5 | 3 | Ratnagiri | |
| .. | .. | .. | .. | .. | .. | .. | .. | .. | .. | .. | .. | .. | .. | .. | .. | .. | .. | Sindhudurg | |
| 7 | 5 | 18 | 18 | .. | .. | .. | .. | 2 | 1 | 3 | 3 | .. | .. | .. | .. | 30 | 27 | Nashik | |
| .. | .. | 5 | 4 | .. | .. | .. | .. | .. | .. | 1 | 2 | .. | .. | .. | .. | 6 | 6 | Dhule | |
| .. | .. | 6 | 4 | .. | .. | .. | .. | .. | .. | 1 | 1 | .. | .. | .. | .. | 7 | 5 | Jalgaon | |
| 2 | 1 | 7 | 8 | .. | .. | .. | .. | 3 | 3 | .. | .. | .. | .. | .. | .. | 12 | 12 | Ahmednagar | |
| 35 | 33 | 131 | 130 | 6 | 6 | .. | .. | 15 | 13 | 1 | 1 | 5 | 5 | .. | .. | 193 | 188 | Pune | |
| .. | .. | 22 | 22 | .. | .. | .. | .. | .. | .. | .. | .. | .. | .. | .. | .. | 22 | 22 | Satara | |
| .. | .. | 6 | 5 | .. | .. | .. | .. | 1 | 1 | .. | .. | .. | .. | .. | .. | 7 | 6 | Sangli | |
| .. | .. | 9 | 9 | .. | .. | .. | .. | .. | .. | .. | .. | .. | .. | .. | .. | 9 | 9 | Solapur | |
| .. | 2 | 17 | 22 | .. | .. | .. | .. | 1 | 1 | .. | .. | .. | .. | .. | .. | 18 | 25 | Kolhapur | |
| 2 | 3 | 6 | 10 | .. | .. | .. | .. | 1 | 1 | 1 | .. | .. | .. | .. | .. | 10 | 14 | Aurangabad | |
| .. | .. | .. | .. | .. | .. | .. | .. | 1 | 1 | .. | .. | .. | .. | .. | .. | 1 | 1 | Jalna | |
| 1 | 1 | .. | 1 | .. | .. | .. | .. | .. | .. | .. | .. | .. | .. | .. | .. | 1 | 2 | Parbhani | |
| .. | .. | 1 | .. | .. | .. | .. | .. | 1 | .. | .. | .. | .. | .. | .. | .. | 2 | .. | Beed | |
| 1 | 1 | 5 | 7 | .. | .. | .. | .. | 2 | 1 | .. | .. | .. | .. | .. | .. | 8 | 9 | Nanded | |
| .. | .. | 2 | 2 | .. | .. | .. | .. | .. | .. | .. | .. | .. | .. | .. | .. | 2 | 2 | Osmanabad | |
| .. | .. | 2 | 1 | .. | .. | .. | .. | .. | .. | .. | .. | .. | .. | .. | .. | 2 | 1 | Latur | |
| 1 | 1 | 2 | 2 | .. | .. | .. | .. | .. | .. | .. | .. | .. | .. | .. | .. | 3 | 3 | Buldana | |
| 2 | 1 | 11 | 12 | .. | .. | .. | .. | 5 | 2 | 1 | .. | .. | .. | .. | .. | 19 | 15 | Akola | |
| .. | .. | 9 | 12 | .. | .. | .. | .. | 1 | 3 | .. | .. | .. | .. | .. | .. | 10 | 15 | Amravati | |
| .. | .. | 5 | 7 | .. | .. | .. | .. | 1 | 1 | .. | 1 | .. | .. | .. | .. | 6 | 9 | Yavatmal | |
| .. | .. | 6 | 7 | .. | .. | .. | .. | 9 | 8 | .. | .. | .. | .. | .. | .. | 15 | 15 | Wardha | |
| 11 | 10 | 29 | 7 | .. | .. | .. | .. | 12 | 12 | .. | 3 | .. | .. | .. | .. | 52 | 32 | Nagpur | |
| .. | .. | 1 | 29 | .. | .. | .. | .. | .. | .. | .. | .. | .. | .. | .. | .. | 1 | 29 | Bhandara | |
| .. | .. | 4 | 1 | .. | .. | .. | .. | .. | 1 | .. | .. | .. | .. | .. | .. | 4 | 2 | Chandrapur | |
| .. | .. | .. | 1 | .. | .. | .. | .. | .. | .. | .. | .. | .. | .. | .. | .. | .. | 1 | Gadchiroli | |
| 392 | 370 | 436 | 447 | 103 | 98 | .. | .. | 113 | 103 | 28 | 28 | 30 | 32 | .. | .. | 1,102 | 1,078 | Maharashtra State | |

| अनुक्रमांक Serial No. | जिल्हा (2) | त्रैमासिक/Quarterlies | | | | | | | | | | | | | | | | | | |
|-----------------------------|---------------|-----------------------|------|------------------|------|---------------------|------|-------------------|------|----------------|------|---------------|------|-----------------|------|---------------|------|---------------|------|-----|
| | | इंग्लीश English | | मराठी Marathi | | गुजराती Gujarati | | कोंकणी Konkani | | हिंदी Hindi | | उर्दू Urdu | | सिंधी Sindhi | | इतर Others | | एकूण Total | | |
| | | (a) | (b) | (a) | (b) | (a) | (b) | (a) | (b) | (a) | (b) | (a) | (b) | (a) | (b) | (a) | (b) | (a) | (b) | |
| (1) | (2) | (77) | (78) | (79) | (80) | (81) | (82) | (83) | (84) | (85) | (86) | (87) | (88) | (89) | (90) | (91) | (92) | (93) | (94) | |
| 1 | बृहन्मंबई | .. | 182 | 185 | 19 | 16 | 15 | 14 | .. | .. | 21 | 26 | 6 | 8 | .. | .. | .. | .. | 243 | 249 |
| 2 | ठाणे | .. | 1 | 1 | 4 | 5 | .. | .. | .. | .. | .. | .. | .. | 1 | 1 | .. | .. | 6 | 7 | |
| 3 | रायगड | .. | .. | .. | 7 | .. | .. | .. | .. | .. | .. | .. | .. | .. | .. | .. | .. | 7 | .. | |
| 4 | रत्नागिरी | .. | .. | .. | 2 | 1 | .. | .. | .. | .. | .. | .. | .. | .. | .. | .. | .. | 2 | 1 | |
| 5 | सिंधुदुर्ग | .. | .. | .. | 1 | 2 | .. | .. | .. | .. | .. | .. | .. | .. | .. | .. | .. | 1 | 2 | |
| 6 | नाशिक | .. | 2 | 2 | 3 | 3 | .. | .. | .. | 1 | 2 | .. | .. | .. | .. | .. | .. | 6 | 7 | |
| 7 | धुळे | .. | .. | .. | 2 | 2 | .. | .. | .. | .. | .. | .. | .. | .. | .. | .. | .. | 2 | 2 | |
| 8 | जळगाव | .. | .. | .. | 2 | .. | .. | .. | .. | .. | .. | .. | .. | .. | .. | .. | .. | 2 | .. | |
| 9 | अहमदनगर | .. | .. | .. | 2 | 3 | .. | .. | .. | 1 | 1 | .. | .. | .. | .. | .. | .. | 3 | 4 | |
| 10 | पुणे | .. | 17 | 19 | 25 | 35 | 1 | 1 | .. | 1 | 3 | 1 | 1 | 1 | 1 | .. | .. | 45 | 59 | |
| 11 | सातारा | .. | 1 | .. | 1 | 3 | .. | .. | .. | .. | .. | .. | .. | .. | .. | .. | .. | 2 | 3 | |
| 12 | सांगली | .. | 1 | 1 | 2 | 2 | .. | .. | .. | .. | .. | .. | .. | .. | .. | .. | .. | 3 | 3 | |
| 13 | सोलापूर | .. | .. | .. | 1 | 2 | .. | .. | .. | .. | .. | .. | .. | .. | .. | .. | .. | 1 | 2 | |
| 14 | कोल्हापूर | .. | .. | .. | 15 | 12 | .. | .. | .. | .. | .. | .. | .. | .. | .. | .. | .. | 15 | 12 | |
| 15 | औरंगाबाद | .. | .. | .. | 4 | 3 | .. | .. | .. | 1 | .. | 1 | 1 | .. | .. | .. | .. | 6 | 4 | |
| 16 | जालना | .. | .. | .. | 1 | 2 | .. | .. | .. | .. | .. | .. | .. | .. | .. | .. | .. | 1 | 2 | |
| 17 | परभणी | .. | .. | .. | .. | .. | .. | .. | .. | .. | .. | .. | .. | .. | .. | .. | .. | .. | .. | |
| 18 | बीड | .. | .. | .. | 1 | 2 | .. | .. | .. | .. | .. | .. | .. | .. | .. | .. | .. | 1 | 2 | |
| 19 | नांदेड | .. | .. | .. | .. | .. | .. | .. | .. | .. | .. | .. | .. | .. | .. | .. | .. | .. | .. | |
| 20 | उस्मानाबाद | .. | .. | .. | .. | .. | .. | .. | .. | .. | .. | .. | .. | .. | .. | .. | .. | .. | .. | |
| 21 | लातूर | .. | .. | .. | .. | .. | .. | .. | .. | .. | .. | .. | .. | .. | .. | .. | .. | .. | .. | |
| 22 | बुलढाणा | .. | .. | .. | .. | .. | .. | .. | .. | .. | .. | .. | .. | .. | .. | .. | .. | .. | .. | |
| 23 | अकोला | .. | .. | .. | 3 | 2 | .. | .. | .. | .. | .. | .. | .. | .. | .. | .. | .. | 3 | 2 | |
| 24 | अमरावती | .. | .. | .. | 1 | .. | .. | .. | .. | .. | .. | .. | .. | .. | .. | .. | .. | 1 | .. | |
| 25 | यवतमाळ | .. | .. | .. | .. | .. | .. | .. | .. | .. | .. | .. | .. | .. | .. | .. | .. | .. | .. | |
| 26 | वर्धा | .. | 1 | 1 | .. | .. | .. | .. | .. | .. | 2 | .. | .. | .. | .. | .. | .. | 1 | 3 | |
| 27 | नागपूर | .. | 4 | 4 | 3 | 2 | 1 | 1 | .. | 3 | 3 | .. | .. | 1 | 1 | .. | .. | 12 | 11 | |
| 28 | भंडारा | .. | .. | .. | .. | .. | .. | .. | .. | .. | .. | .. | .. | .. | .. | .. | .. | .. | .. | |
| 29 | चंद्रपूर | .. | .. | .. | .. | .. | .. | .. | .. | 1 | .. | .. | .. | .. | .. | .. | .. | 1 | .. | |
| 30 | गडचिरोली | .. | .. | .. | .. | .. | .. | .. | .. | .. | .. | .. | .. | .. | .. | .. | .. | .. | .. | |
| महाराष्ट्र राज्य | | .. | 209 | 213 | 99 | 97 | 17 | 16 | .. | .. | 29 | 37 | 7 | 9 | 3 | 3 | .. | .. | 364 | 375 |

a=३१ डिसेंबर १९८२ रोजी/As on 31st December 1982.
 आधार.—अधिपरीक्षक, पुस्तके व प्रकाशने, महाराष्ट्र शासन, मुंबई.

TABLE 6.1—*contd.*

| वार्षिक (षण्मासिके धरून)/Annual (including six monthlies) | | | | | | | | | | | | | | | | | | |
|---|------|------------------|------|---------------------|-------|-------------------|-------|----------------|-------|---------------|-------|-----------------|-------|---------------|-------|---------------|-------|-------------------|
| इंग्लीश English | | मराठी Marathi | | गुजराती Gujarati | | कोंकणी Konkani | | हिंदी Hindi | | उर्दू Urdu | | सिंधी Sindhi | | इतर Others | | एकूण Total | | District |
| (a) | (b) | (a) | (b) | (a) | (b) | (a) | (b) | (a) | (b) | (a) | (b) | (a) | (b) | (a) | (b) | (a) | (b) | |
| (95) | (96) | (97) | (98) | (99) | (100) | (101) | (102) | (103) | (104) | (105) | (106) | (107) | (108) | (109) | (110) | (111) | (112) | (2) |
| 38 | 40 | 31 | 23 | 6 | 6 | .. | .. | 18 | 15 | 5 | 10 | 10 | 2 | .. | .. | 108 | 96 | Greater Bombay |
| .. | 1 | 6 | 6 | .. | .. | .. | .. | .. | 1 | .. | 11 | 11 | .. | .. | .. | 17 | 19 | Thane |
| .. | .. | 7 | 6 | 1 | 1 | .. | .. | .. | .. | .. | .. | .. | .. | .. | .. | 8 | 7 | Raigad |
| .. | .. | 1 | 1 | .. | .. | .. | .. | 1 | .. | .. | .. | .. | .. | .. | .. | 2 | 1 | Ratnagiri |
| .. | .. | 1 | .. | .. | .. | .. | .. | .. | .. | .. | .. | .. | .. | .. | .. | 1 | .. | Sindhudurg |
| .. | .. | 5 | 4 | .. | .. | .. | .. | .. | .. | .. | .. | .. | .. | .. | .. | 5 | 4 | Nashik |
| .. | .. | 2 | .. | .. | .. | .. | .. | .. | .. | .. | .. | .. | .. | .. | .. | 2 | .. | Dhule |
| .. | .. | 1 | 2 | .. | .. | .. | .. | .. | .. | .. | .. | .. | .. | .. | .. | 1 | 2 | Jalgaon |
| .. | .. | .. | .. | .. | .. | .. | .. | 1 | 1 | .. | .. | .. | .. | .. | .. | 1 | 1 | Ahmednagar |
| 10 | 7 | 39 | 33 | .. | .. | .. | .. | 3 | 5 | .. | 4 | 4 | .. | .. | .. | 56 | 49 | Pune |
| .. | .. | 1 | 3 | .. | .. | .. | .. | .. | .. | .. | .. | .. | .. | .. | .. | 1 | 3 | Satara |
| .. | .. | 1 | .. | .. | .. | .. | .. | .. | .. | .. | .. | .. | .. | .. | .. | 1 | .. | Sangli |
| .. | .. | 2 | 3 | .. | .. | .. | .. | .. | .. | .. | .. | .. | .. | .. | .. | 2 | 3 | Solapur |
| .. | 1 | 7 | 7 | .. | .. | .. | .. | .. | 2 | .. | .. | .. | .. | .. | .. | 7 | 10 | Kolhapur |
| 1 | 1 | .. | .. | .. | .. | .. | .. | .. | .. | .. | .. | .. | .. | .. | .. | 1 | 1 | Aurangabad |
| .. | .. | .. | .. | .. | .. | .. | .. | .. | .. | .. | .. | .. | .. | .. | .. | .. | .. | Jalna |
| .. | .. | .. | .. | .. | .. | .. | .. | .. | .. | .. | .. | .. | .. | .. | .. | .. | .. | Parbhani |
| .. | .. | 2 | 2 | .. | .. | .. | .. | .. | .. | .. | .. | .. | .. | .. | .. | 2 | 2 | Beed |
| .. | .. | .. | 1 | .. | .. | .. | .. | .. | .. | .. | .. | .. | .. | .. | .. | .. | 1 | Nanded |
| .. | .. | .. | 1 | .. | .. | .. | .. | .. | .. | .. | .. | .. | .. | .. | .. | .. | 1 | Osmanabad |
| .. | .. | .. | .. | .. | .. | .. | .. | .. | .. | .. | .. | .. | .. | .. | .. | .. | .. | Latur |
| .. | .. | 2 | 2 | .. | .. | .. | .. | 1 | .. | .. | .. | .. | .. | .. | .. | 3 | 2 | Buldana |
| .. | .. | .. | .. | .. | .. | .. | .. | .. | .. | .. | .. | .. | .. | .. | .. | .. | .. | Akola |
| .. | 1 | .. | .. | .. | .. | .. | .. | .. | .. | .. | .. | .. | .. | .. | .. | .. | 1 | Amravati |
| .. | .. | .. | .. | .. | .. | .. | .. | .. | .. | .. | .. | .. | .. | .. | .. | .. | .. | Yavatmal |
| 1 | .. | .. | .. | .. | .. | .. | .. | .. | .. | .. | .. | .. | .. | .. | .. | 1 | .. | Wardha |
| .. | 2 | 2 | 2 | .. | .. | .. | .. | .. | .. | .. | 1 | 1 | .. | .. | .. | 3 | 5 | Nagpur |
| .. | .. | .. | .. | .. | .. | .. | .. | .. | .. | .. | .. | .. | .. | .. | .. | .. | .. | Bhandara |
| .. | .. | .. | .. | .. | .. | .. | .. | .. | .. | .. | .. | .. | .. | .. | .. | .. | .. | Chandrapur |
| .. | .. | .. | .. | .. | .. | .. | .. | .. | .. | .. | .. | .. | .. | .. | .. | .. | .. | Gadchiroli |
| 50 | 53 | 110 | 96 | 7 | 7 | .. | .. | 24 | 24 | 5 | 26 | 26 | 2 | .. | .. | 222 | 208 | Maharashtra State |

b=३१ डिसेंबर १९८३ रोजी/As on 31st December 1983.

Source.—Examiner of Books and Publications, Government of Maharashtra, Bombay.

6. जनता संपर्क/MASS COMMUNICATION

तक्ता क्रमांक/TABLE No. 6.2 (24.2)

प्रकाशित पुस्तके व नियतकालिके याविषयी सांख्यिकी
Statistics of books and periodicals published

| अनुक्रमांक Serial No. | प्रकाशनाचा प्रकार | इंग्रजी व इतर युरोपियन भाषा English and other European languages | | प्रादेशिक भाषा Regional languages | | भारतीय प्राचीन भाषा Indian classical languages | | एकापेक्षा अधिक भाषा In more than one language | | एकूण Total | | Type of publication |
|-----------------------------|---|---|------|--|-------|--|------|---|------|---------------|-------|---|
| | | 1982 | 1983 | 1982 | 1983 | 1982 | 1983 | 1982 | 1983 | 1982 | 1983 | |
| (1) | (2) | (3) | (4) | (5) | (6) | (7) | (8) | (9) | (10) | (11) | (12) | (2) |
| 1 | पुस्तके (अ) मूळ लेखन ** | 244 | 265 | 1,113 | 921 | 21 | 1 | 9 | 20 | 1,387 | 1,207 | Books (a) Original works |
| | (ब) अनुवादित ** | .. | .. | 16 | 36 | .. | .. | .. | 4 | 16 | 40 | (b) Translations |
| | (क) एकूण ** | 244 | 265 | 1,129 | 957 | 21 | 1 | 9 | 24 | 1,403 | 1,247 | (c) Total |
| 2 | नियतकालिके (मासिक ते वार्षिक कालावधीसाठी). | 581 | 578 | 1,022 | 918 | .. | 5 | 85 | 160 | 1,688 | 1,661 | Periodicals (of periodicity from monthly to yearly). |
| | एकूण प्रकाशने ** | 825 | 843 | 2,151 | 1,875 | 21 | 6 | 94 | 184 | 3,091 | 2,908 | Total number of publications |

साधर.—अधिपरीक्षक, पुस्तके व प्रकाशने, महाराष्ट्र शासन, मुंबई.

Source.—Examiner of Books and Publications, Government of Maharashtra, Bombay.

6. जनता संपर्क/MASS COMMUNICATION

तक्ता क्रमांक/TABLE No. 6.3 (24.3)

पुस्तके व नियतकालिके यांचे भाषावार वर्गीकरण
Classification of books and periodicals according to languages

| अनुक्रमांक Serial No. | भाषा | पुस्तके Books | | नियतकालिके Periodicals | | एकूण Total | | Language |
|-----------------------------|---------------------|------------------|-------|---------------------------|-------|---------------|-------|---------------------------|
| | | 1982 | 1983 | 1982 | 1983 | 1982 | 1983 | |
| (1) | (2) | (3) | (4) | (5) | (6) | (7) | (8) | (2) |
| 1 | इंग्रजी | 244 | 265 | 513 | 578 | 757 | 843 | English |
| 2 | मराठी | 991 | 876 | 570 | 644 | 1,561 | 1,520 | Marathi |
| 3 | गुजराती | 24 | 16 | 138 | 117 | 162 | 133 | Gujarati |
| 4 | हिन्दी | 56 | 47 | 214 | 74 | 270 | 121 | Hindi |
| 5 | सिंधी | 25 | 10 | 42 | 44 | 67 | 54 | Sindhi |
| 6 | उर्दू | 33 | 8 | 37 | 39 | 70 | 47 | Urdu |
| 7 | प्राचीन भाषा | 21 | 1 | .. | 5 | 21 | 6 | Classical languages |
| 8 | बोली भाषा | .. | .. | .. | .. | .. | .. | Dialects |
| 9 | एकापेक्षा अधिक भाषा | 9 | 24 | 174 | 160 | 183 | 184 | In more than one language |
| 10 | इतर भाषा | .. | .. | .. | .. | .. | .. | Other languages |
| | एकूण | 1,403 | 1,247 | 1,688 | 1,661 | 3,091 | 2,908 | Total |

टीप.—नियतकालिकात मासिक, त्रैमासिक व वार्षिक प्रकाशनाचाच समावेश आहे.

Note.—Periodicals include monthly, quarterly and annual publications only.

साधर.—अधिपरीक्षक, पुस्तके व प्रकाशने, महाराष्ट्र शासन, मुंबई.

Source.—Examiner of Books and Publications, Government of Maharashtra, Bombay.

6. जनता संपर्क/MASS COMMUNICATION

तक्ता क्रमांक/TABLE No. 6-4 (24.4)

प्रसिद्ध झालेली पुस्तके व नियतकालिके यांची विषयवार माहिती.
Number of books and periodicals published according to subjects

| अनुक्रमांक Serial No. | विषय (2) | पुस्तके/Books | | | | | | | | Subject (2) | |
|-----------------------------|---|-------------------------|-------------|------------------------------|-------------|---------------|-------------|---------------------------|--------------|---------------------------------|---|
| | | शैक्षणिक Educational | | अशैक्षणिक Non-Educational | | एकूण Total | | नियतकालिके Periodicals | | | |
| | | 1982 (3) | 1983 (4) | 1982 (5) | 1983 (6) | 1982 (7) | 1983 (8) | 1982 (9) | 1983 (10) | | |
| 1 | कृषि | .. | 1 | 16 | 14 | 16 | 15 | 35 | 60 | Agriculture | |
| 2 | मानवशास्त्र | .. | .. | .. | .. | .. | .. | .. | .. | Anthropology | |
| 3 | पुराणवस्तु शास्त्र | .. | .. | .. | .. | .. | .. | .. | .. | Archaeology | |
| 4 | शिवण व कर्तनकला | .. | 8 | 12 | 5 | 12 | 13 | 5 | 6 | Arts and craft | |
| 5 | खगोलशास्त्र व फलज्योतिष | .. | .. | 11 | 29 | 11 | 29 | 18 | 23 | Astronomy and astrology. | |
| 6 | चरित्र (आठवणी घरून) | .. | 1 | 99 | 116 | 99 | 117 | .. | .. | Biography (including Memories). | |
| 7 | नागरिकशास्त्र | .. | 1 | 2 | .. | 3 | 2 | 3 | .. | Civics | |
| 8 | वाणिज्य व उद्योगधंदे | .. | 8 | 5 | 14 | 2 | 22 | 7 | 80 | 138 | Commerce and Industry. |
| 9 | नाटक | .. | 1 | .. | 60 | 48 | 61 | 48 | .. | 1 | Drama |
| 10 | अर्थशास्त्र | .. | 9 | 8 | 19 | 13 | 28 | 21 | 21 | 26 | Economics |
| 11 | शिक्षण | .. | 38 | 87 | 10 | 17 | 48 | 104 | 70 | 101 | Education |
| 12 | तांत्रिक | .. | 23 | 9 | 12 | 6 | 35 | 15 | 21 | 26 | Engineering |
| 13 | मनोरंजन | .. | 2 | 15 | 397 | 330 | 399 | 345 | 200 | 179 | Fiction |
| 14 | खेळ | .. | .. | .. | 3 | 1 | 3 | 1 | 10 | 15 | Games and Sports |
| 15 | भूगोल | .. | 1 | 11 | 3 | 3 | 4 | 14 | .. | .. | Geography |
| 16 | आरोग्य | .. | .. | 3 | 3 | 10 | 3 | 13 | 30 | 37 | Health and hygiene. |
| 17 | इतिहास | .. | 4 | 15 | 39 | 3 | 43 | 18 | .. | 3 | History |
| 18 | उद्योगधंदे | .. | .. | .. | 7 | 14 | 7 | 14 | 50 | 49 | Industry |
| 19 | भाषा | .. | 25 | 18 | 65 | 28 | 90 | 46 | .. | 6 | Languages |
| 20 | विधी (कायदा) | .. | 7 | 8 | 16 | 1 | 23 | 9 | 18 | 25 | Law |
| 21 | गणित | .. | 6 | 8 | .. | 2 | 6 | 10 | .. | 2 | Mathematics |
| 22 | औषध | .. | 12 | 15 | 10 | 12 | 22 | 27 | 20 | 34 | Medicine |
| 23 | संकीर्ण | .. | .. | 1 | 52 | 79 | 52 | 80 | 611 | 751 | Miscellaneous |
| 24 | संगीत (नृत्य घरून) | .. | .. | 1 | 3 | 8 | 3 | 9 | 306 | 2 | Music (including dancing). |
| 25 | निसर्ग शिक्षण | .. | .. | .. | 1 | .. | 1 | .. | 17 | 1 | Nature study |
| 26 | तत्त्वज्ञान (मानसिक व नैतिक शास्त्र) | .. | 1 | 6 | 100 | 68 | 101 | 74 | 44 | 40 | Philosophy (including Mental and Moral Science) |
| 27 | काव्य | .. | 2 | 12 | 73 | 61 | 75 | 73 | 1 | 9 | Poetry |
| 28 | राज्यशास्त्र | .. | .. | 2 | 45 | 93 | 45 | 95 | 8 | 108 | Political Science. |
| 29 | धर्म | .. | .. | 4 | 136 | 9 | 136 | 13 | 92 | .. | Religion |
| 30 | शास्त्र (भौतिकशास्त्र, रसायनशास्त्र, प्राणिशास्त्र व वनस्पतिशास्त्र) .. | .. | 30 | 10 | 6 | 6 | 36 | 16 | 16 | 6 | Science (including Physics, Chemistry, Geology, Zoology, Botany, etc.). |
| 31 | समाजशास्त्र | .. | 10 | 16 | 9 | 16 | 19 | 12 | 12 | 12 | Sociology |
| 32 | प्रवास | .. | .. | 3 | .. | 3 | .. | .. | .. | 1 | Travel |
| 33 | युद्ध | .. | .. | .. | .. | .. | .. | .. | .. | .. | War |
| एकूण | | 170 | 260 | 1,233 | 987 | 1,403 | 1,247 | 1,688 | 1,661 | Total | |

आधार :- अधिपरीक्षक, पुस्तके व प्रकाशने, महाराष्ट्र शासन, मुंबई.

Source :- Examiner of Books and Publications, Government of Maharashtra, Bombay.

7. आरोग्य HEALTH

७.१. राज्य/केन्द्र शासन, स्थानिक संस्था, यांनी तसेच खाजगी संस्थांनी उपलब्ध केलेल्या आरोग्यविषयक सुविधांची सांख्यिकी माहिती या विभागात दिली आहे.

७.२. राज्य व केन्द्र शासनाची, तसेच नगरपालिका, स्थानिक संस्था व खाजगी संस्था यांनी शासकीय सहाय्याने चालविलेली रुग्णालये व दवाखाने यांची माहितीही देण्यात आली आहे. राज्याच्या आरोग्य सेवा संचालनालय आणि जिल्हा परिषदांच्या नियंत्रणाखाली असलेल्या प्राथमिक आरोग्य केंद्राची माहिती यात समाविष्ट आहे.

7.1. In this section, data on medical facilities provided by State/Central Government, Local Bodies and private institutions is presented.

7.2. Information is given in the tables on number of hospitals and dispensaries of State and Central Government Institutions, institutions run by Municipalities and Local Bodies and also private-aided institutions. The Primary Health Centres under control of the State's Directorate of Public Health Services and under Zilla Parishads are also included in the data.

7. आरोग्य/HEALTH

तक्ता क्रमांक/TABLE No. 7.1 (15.4)

सार्वजनिक आणि सार्वजनिक सहाय्यित संस्थांकडून मिळालेल्या वैद्यकीय सुविधा
Medical facilities available through public and public-aided institutions

| अनुक्रमांक Serial No. | जिल्हा | हणालये Hospitals | | प्राथमिक आरोग्य केंद्रे Primary health centres | | दवाखाने Dispensaries | | प्राथमिक आरोग्य पथके Primary health units | | क्षयरोग हणालये आणि रुग्ण चिकित्सालये T.B. Hospitals and clinics | | सर्व संस्थांतील खटांची संख्या Number of beds in all institutions | | District |
|-----------------------------|------------|---------------------|------|--|---------|-------------------------|----------|---|--------|--|------|--|---------|-------------------|
| | | (a) | (b) | (a) | (b) | (a) | (b) | (a) | (b) | (a) | (b) | (a) | (b) | |
| (1) | (2) | (3) | (4) | (5) | (6) | (7) | (8) | (9) | (10) | (11) | (12) | (13) | (14) | (2) |
| 1 | बृहन्मुंबई | 229 | 235 | .. | .. | 346 | 486 | .. | .. | 24 | 24 | 29,332 | 30,481 | Greater Bombay |
| 2 | ठाणे | 45 | 59 | 26(1) | 28(2) | 48(2) | 509(2) | 6 | 6 | 2 | 2 | 5,508 | 5,998 | Thane |
| 3 | रायगड | 23 | 34 | 18(3) | 18(3) | 55 | 78 | 15 | 15 | 1 | 1 | 1,305 | 1,468 | Raigad |
| 4 | रत्नागिरी | 34 | 28 | 27(3) | 18(3) | 45(2) | 38(2) | 18 | 11 | 3 | 2 | 1,924 | 1,383 | Ratnagiri |
| 5 | सिंधुदुर्ग | .. | 9 | .. | 9 | .. | 42 | .. | 7 | .. | 1 | .. | 544 | Sindhudurg |
| 6 | नाशिक | 25 | 46 | 25(4) | 28(6) | 248 | 382 | 12 | 12 | 4 | 4 | 2,521 | 3,434 | Nashik |
| 7 | धुळे | 39 | 50 | 24(3) | 27(3) | 195 | 217 | 13(1) | 13(1) | 1 | 1 | 1,415 | 1,797 | Dhule |
| 8 | जळगांव | 48 | 58 | 23(3) | 23(3) | 203(3) | 224(3) | 3 | 3 | 5 | 5 | 1,935 | 2,155 | Jalgaon |
| 9 | अहमदनगर | 47 | 55 | 19(1) | 21(2) | 55 | 459 | 21 | 21 | 3 | 3 | 2,613 | 2,922 | Ahmadnagar |
| 10 | पुणे | 64 | 89 | 24(4) | 26(4) | 85 | 189 | 48(1) | 48(1) | 11 | 11 | 11,521 | 13,425 | Pune |
| 11 | सातारा | 45 | 59 | 18(4) | 19(4) | 45 | 175 | 14 | 14 | 2 | 2 | 1,873 | 2,272 | Satara |
| 12 | सांगली | 39 | 58 | 13(3) | 13(3) | 102 | 211 | 16 | 16 | 2 | 2 | 2,682 | 2,967 | Sangli |
| 13 | सोलापूर | 77 | 83 | 17(2) | 18(2) | 91 | 356 | 12 | 12 | 5 | 5 | 4,098 | 4,455 | Solapur |
| 14 | कोल्हापूर | 39 | 51 | 16(4) | 17(4) | 112 | 316 | 23 | 23 | 3 | 3 | 2,299 | 2,330 | Kolhapur |
| 15 | औरंगाबाद | 35 | 25 | 20(5) | 11(3) | 192 | 193 | 29 | 17 | 3 | 2 | 2,283 | 1,841 | Aurangabad |
| 16 | जालना | .. | 12 | .. | 9(2) | .. | 58 | .. | 12 | .. | 1 | .. | 645 | Jalna |
| 17 | परभणी | 20 | 20 | 14(1) | 14(1) | 120(1) | 161(1) | 25 | 25 | 1 | 1 | 800 | 748 | Parbhani |
| 18 | बीड | 8 | 10 | 13(1) | 12(1) | 46 | 58 | 16 | 16 | 2 | 2 | 1,028 | 1,062 | Beed |
| 19 | नांदेड | 15 | 21 | 13(3) | 14(3) | 118 | 180 | 21 | 21 | 1 | 1 | 1,011 | 1,325 | Nanded |
| 20 | उस्मानाबाद | 18 | 6 | 16(4) | 7(2) | 54 | 61 | 22 | 12 | 2 | 1 | 943 | 515 | Osmanabad |
| 21 | लातूर | .. | 15 | .. | 10(2) | .. | 38 | .. | 10 | .. | 1 | .. | 490 | Latur |
| 22 | बुलढाणा | 25 | 25 | 13(4) | 13(4) | 147 | 150 | 9 | 9 | 2 | 2 | 912 | 974 | Buldana |
| 23 | अकोला | 34 | 43 | 14(3) | 14(4) | 99 | 171 | 11 | 11 | 1 | 1 | 1,863 | 2,115 | Akola |
| 24 | अमरावती | 43 | 50 | 16(4) | 17(4) | 391 | 492 | 14 | 14 | 2 | 2 | 3,508 | 3,807 | Amravati |
| 25 | यवतमाळ | 24 | 27 | 18(3) | 20(3) | 168 | 167 | 11 | 11 | 1 | 1 | 1,262 | 1,404 | Yavatmal |
| 26 | वर्धा | 20 | 23 | 8(3) | 8(3) | 148 | 165 | 11 | 11 | 1 | 1 | 1,799 | 1,975 | Wardha |
| 27 | नागपूर | 47 | 60 | 13(4) | 13(4) | 158 | 434 | 6 | 6 | 3 | 3 | 5,741 | 6,246 | Nagpur |
| 28 | भंडारा | 10 | 11 | 17(2) | 18(3) | 119 | 129 | 9 | 9 | 2 | 2 | 1,055 | 1,107 | Bhandara |
| 29 | चंद्रपूर | 21 | 18 | 29(4) | 12(2) | 107 | 80 | 15 | 6 | 3 | 2 | 1,329 | 1,606 | Chandrapur |
| 30 | गडचिरोली | .. | 4 | .. | 20(2) | .. | 40 | .. | 9 | .. | 1 | .. | 271 | Gadchiroli |
| महाराष्ट्र राज्य | | 1,074 | 1274 | 454(76) | 477(82) | 3,497(8) | 6,259(8) | 400(2) | 400(2) | 90 | 90 | 92,560 | 101,761 | Maharashtra State |

(a)=३१ डिसेंबर १९८२ रोजी/As on 31st December 1982. (b)=३१ डिसेंबर १९८३ रोजी/As on 31st December 1983.

* पुनर्रचित जिल्ह्यांची माहिती स्वतंत्रपणे उपलब्ध नाही./ Information of reorganised districts not available separately.

टीप.—(१) हणालये व दवाखाने ह्यात स्वायत्त व ह्यातनाम संस्था यांच्या खाजगी हणालये/दवाखाने यांचा समावेश आहे.

(२) "खाटा" मध्ये शासकीय, स्थानिक तसेच खाजगी संस्थांची हणालये, प्राथमिक आरोग्य केंद्रे, प्राथमिक आरोग्य पथके ह्यातील सर्व प्रकारच्या खटांचा समावेश आहे.

(३) कंसातील आकडे हे ग्रामीण हणालये म्हणून श्रेणीवाद केलेले आहेत.

Note.—(i) Hospitals and dispensaries are inclusive of voluntary and known private bodies.

(ii) Beds includes all types of beds (special and general) provided in hospitals, primary health centres, primary health units, dispensaries owned by Govt., local as well as private bodies.

(iii) Figures given in brackets are upgraded rural hospitals.

आधार.—संचालक, आरोग्य सेवा, महाराष्ट्र राज्य, पुणे.

Source.—Directorate of Health Services, Govt. of Maharashtra, Pune.

8. कुटुंब कल्याण FAMILY WELFARE

८.१. कुटुंब कल्याण कार्यक्रमाची आकडेवारी या विभागात दिली आहे.

८.२. कुटुंब कल्याण केंद्राच्या आकडेवारीत फिरत्या कुटुंब कल्याण केंद्राचाही समावेश आहे. ह्या केंद्रांत नसबंदी शस्त्रक्रिया, लूप बसविणे व कुटुंब कल्याण साधनांचे वाटप करणे इत्यादी कामे नियमित चालतात. पुरुष नसबंदीस इंग्रजीत व्हॅसेक्टोमी म्हणतात तर स्त्री नसबंदीस ट्युबेक्टोमी म्हणतात. "लूप बसविणे" हे साधन स्त्रियांसाठी असून त्याचा उपयोग पाळणा लांबविण्याकरिता किंवा थांबविण्याकरिता होतो.

8.1. Data regarding family welfare programme are presented in the following table.

8.2. The number of family welfare centres include Mobile Family Welfare Centres also. In these centres the Sterilisation, I U C D insertions and distribution of conventional contraceptives are done regularly. The sterilisation operation performed on male is called vasectomy and that on female is called tubectomy. I U C D device is meant for women and is used for spacing as well as for stopping of births.

४. वैद्यकीय माहिती/MEDICAL

संख्या क्रमांक/TABLE No. 8.1 (15.5)

कुटुंब कल्याण केंद्रांची संख्या व त्यांचे कार्य
Number of family welfare centres operating and work done

| क्रमक्रमांक Serial No. | जिल्हा (2) | ३१ मार्च रोजी केंद्रांची संख्या No. of centres as on 31st March | | नसबंदी प्रक्रियांची संख्या/No. of Sterilisation Operations done | | | | | | बसविलेल्या लुपांची संख्या No. of I. U. C. D. insertions performed | | District (2) |
|------------------------------|------------------|---|-------------|---|----------------|----------------------------|----------------|----------------|-----------------|---|-----------------|-------------------|
| | | 1983 (3) | 1984 (4) | पुरुष नसबंदी Vasectomy | | स्त्री नसबंदी Tubectomy | | एकूण Total | | 1982-83 (11) | 1983-84 (12) | |
| | | | | 1982-83 (5) | 1983-84 (6) | 1982-83 (7) | 1983-84 (8) | 1982-83 (9) | 1983-84 (10) | | | |
| 1 | बृहन्मुंबई | 87 | 87 | 18,077 | 22,677 | 42,296 | 46,140 | 60,373 | 68,817 | 20,979 | 29,136 | Greater Bombay |
| 2 | ठाणे | 34 | 36 | 8,604 | 10,844 | 21,308 | 23,650 | 29,912 | 34,494 | 2,758 | 32,476 | Thane |
| 3 | रायगड | 19 | 19 | 6,342 | 5,184 | 9,794 | 8,517 | 16,136 | 14,001 | 999 | 29,238 | Raigad |
| 4 | रत्नागिरी | 19 | 19 | 4,479 | 1,734 | 6,530 | 5,888 | 11,009 | 7,622 | 1,582 | 18,076 | Ratnagiri |
| 5 | सिंधुदुर्ग | 13 | 12 | 2,867 | 1,155 | 3,020 | 2,714 | 5,887 | 3,869 | 1,435 | 10,355 | Sindhudurg |
| 6 | नाशिक | 33 | 31 | 14,089 | 13,287 | 19,406 | 23,499 | 33,495 | 36,786 | 7,319 | 42,126 | Nashik |
| 7 | धुळे | 28 | 28 | 11,818 | 11,084 | 12,450 | 14,410 | 24,268 | 25,494 | 4,354 | 35,876 | Dhule |
| 8 | जळगाव | 30 | 30 | 13,070 | 19,725 | 15,030 | 17,499 | 28,100 | 37,224 | 6,656 | 35,555 | Jalgaon |
| 9 | अहमदनगर | 26 | 25 | 7,398 | 7,605 | 22,660 | 21,164 | 30,058 | 28,769 | 1,707 | 30,857 | Ahmadnagar |
| 10 | पुणे | 53 | 51 | 18,515 | 11,536 | 31,848 | 41,544 | 50,363 | 53,080 | 6,785 | 50,351 | Pune |
| 11 | सातारा | 21 | 21 | 5,324 | 6,241 | 18,315 | 16,911 | 23,639 | 23,152 | 5,874 | 29,680 | Satara |
| 12 | सांगली | 16 | 16 | 4,200 | 3,186 | 15,074 | 14,490 | 19,274 | 17,676 | 2,246 | 22,866 | Sangli |
| 13 | सोलापूर | 28 | 30 | 4,938 | 6,809 | 26,232 | 25,575 | 31,170 | 32,384 | 3,234 | 27,742 | Solapur |
| 14 | बील्हापूर | 25 | 24 | 7,007 | 5,542 | 20,910 | 23,016 | 27,917 | 28,558 | 1,839 | 27,465 | Kolhapur |
| 15 | बीरमाबाय | 16 | 16 | 2,291 | 3,388 | 9,755 | 12,164 | 12,046 | 15,552 | 2,317 | 21,377 | Aurangabad |
| 16 | जालना | 10 | 12 | 903 | 1,131 | 7,768 | 7,125 | 8,671 | 8,256 | 1,153 | 16,586 | Jalna |
| 17 | परभणी | 20 | 20 | 4,030 | 1,793 | 9,792 | 9,750 | 13,822 | 11,543 | 2,880 | 26,086 | Parbhani |
| 18 | बीड | 19 | 20 | 800 | 760 | 12,493 | 11,091 | 13,293 | 11,851 | 1,057 | 24,728 | Beed |
| 19 | नांदेड | 18 | 18 | 2,983 | 1,164 | 10,379 | 8,538 | 13,362 | 9,702 | 1,250 | 19,792 | Nanded |
| 20 | उस्मानाबाद | 8 | 9 | 2,620 | 565 | 7,180 | 7,548 | 9,800 | 8,113 | 794 | 16,900 | Osmanabad |
| 21 | लातूर | 15 | 14 | 1,518 | 1,020 | 10,069 | 13,633 | 11,587 | 14,653 | 571 | 20,680 | Latur |
| 22 | बुलढाणा | 17 | 17 | 4,029 | 6,348 | 7,782 | 8,618 | 11,811 | 14,966 | 2,068 | 21,365 | Buldhana |
| 23 | अकोला | 19 | 19 | 7,619 | 12,189 | 12,716 | 11,827 | 20,335 | 24,016 | 1,523 | 29,016 | Akola |
| 24 | अमरावती | 21 | 21 | 11,275 | 12,619 | 8,242 | 10,452 | 19,517 | 23,071 | 2,334 | 25,740 | Amravati |
| 25 | यवतमाळे | 22 | 24 | 6,528 | 5,159 | 12,622 | 13,449 | 19,150 | 18,608 | 1,928 | 22,172 | Yavatmal |
| 26 | वर्धा | 13 | 13 | 3,197 | 3,849 | 5,914 | 5,215 | 9,111 | 9,064 | 674 | 4,259 | Wardha |
| 27 | नागपूर | 30 | 25 | 11,856 | 11,958 | 14,043 | 15,065 | 25,899 | 27,023 | 4,596 | 20,538 | Nagpur |
| 28 | भंडारा | 21 | 20 | 8,680 | 11,048 | 6,376 | 6,285 | 15,056 | 17,333 | 1,607 | 15,145 | Bhandara |
| 29 | चंद्रपूर | 13 | 15 | 7,044 | 9,778 | 8,265 | 7,428 | 15,309 | 17,206 | 1,560 | 15,714 | Chandrapur |
| 30 | गडचिरोली | 18 | 17 | 8,656 | 5,988 | 3,398 | 3,484 | 12,054 | 9,472 | 45 | 4,120 | Gadchiroli |
| | महाराष्ट्र राज्य | 714 | 709 | 2,10,757 | 2,15,366 | 4,11,667 | 4,36,989 | 6,22,424 | 6,52,355 | 94,124 | 7,26,017 | Maharashtra State |

Source.—Joint Director of Health Services, Family Welfare (MCH and SH), Government of Maharashtra, Pune.

9. सामाजिक संरक्षण आणि सामाजिक सुरक्षा
(पोलीस, गुन्हे व न्याय)
SOCIAL SECURITY AND SOCIAL DEFENCE
(POLICE, CRIMES AND JUDICIAL)

९.१. या विभागातील तक्त्यांमध्ये बृहन्मुंबई व महाराष्ट्र राज्यातील पोलीसांची संख्या व त्यांचेवरील खर्च, निरनिराळ्या गुन्हांचे वर्गीकरण, न्यायालये व त्यांचेकडील प्रकरणे आणि तुरुंगातील कैद्यांसंबंधी माहिती या विषयावरील आकडेवारी समाविष्ट आहे.

9.1 Data in the tables in this section include Statistics regarding Police force in Greater Bombay and Maharashtra and cost of police, classification of various courts and cases with them and prisoners crimes.

9. सामाजिक संरक्षण आणि सामाजिक सुरक्षा (पोलीस, गुन्हे व न्याय)/

पोलीस/

तबक्का क्रमांक/

महाराष्ट्र राज्यातील पोलीसांवरील खर्च व त्यांची संख्या/

| अनु- क्रमांक Serial No. | जिल्हा | वर्ष Year | पोलीस आयुक्त, अतिरिक्त पोलीस आयुक्त, उप आयुक्त व सहाय्यक पोलीस आयुक्त Commissioner of Police and Additional Commissioner of Police, Deputy Commis- sioner of Police and Assistant Commissioner of Police | | | पोलीस निरीक्षक Police Inspector | | | पोलीस अभियोक्ता Police Prosecutors | | | उप-निरीक्षक Sub-Inspectors | | |
|----------------------------------|--------------|--------------|---|--------------------------|---------------|------------------------------------|--------------------------|---------------|---------------------------------------|--------------------------|---------------|-------------------------------|--------------------------|---------------|
| | | | तात्पुरते Temporary | कायमचे Perma- nent | एकूण Total | तात्पुरते Tempo- rary | कायमचे Perma- nent | एकूण Total | तात्पुरते Tempo- rary | कायमचे Perma- nent | एकूण Total | तात्पुरते Tempo- rary | कायमचे Perma- nent | एकूण Total |
| | | | (4) | (5) | (6) | (7) | (8) | (9) | (10) | (11) | (12) | (13) | (14) | (15) |
| 1 | बृहन्मुंबई | 1982-83 | 48 | 44 | 92 | 337 | 181 | 518 | 30 | 29 | 59 | 946 | 860 | 1,806 |
| | | 1983-84 | 49 | 44 | 93 | 341 | 181 | 522 | 30 | 29 | 59 | 981 | 860 | 1,841 |
| 2 | ठाणे शहर | 1982-83 | 7 | 8 | 15 | 38 | 18 | 56 | 1 | 12 | 13 | 118 | 88 | 206 |
| | | 1983-84 | 10 | 6 | 16 | 38 | 18 | 56 | 1 | 12 | 13 | 118 | 88 | 206 |
| 3 | ठाणे ग्रामीण | 1982-83 | 4 | 1 | 5 | 11 | .. | 11 | 3 | 4 | 7 | 46 | 14 | 60 |
| | | 1983-84 | 4 | 1 | 5 | 10 | 1 | 11 | 3 | 4 | 7 | 50 | 14 | 64 |
| 4 | रायगड | 1982-83 | 2 | 3 | 5 | 4 | 8 | 12 | 4 | 6 | 10 | 21 | 34 | 55 |
| | | 1983-84 | 2 | 3 | 5 | 8 | 4 | 12 | 4 | 6 | 10 | 29 | 34 | 63 |
| 5 | रत्नागिरी | 1982-83 | 3 | 2 | 5 | 3 | 4 | 7 | 2 | 4 | 6 | 8 | 20 | 28 |
| | | 1983-84 | 2 | 2 | 4 | 4 | 3 | 7 | 2 | 4 | 6 | 11 | 21 | 32 |
| 6 | सियुदुर्ग | 1982-83 | 2 | 1 | 3 | 3 | 2 | 5 | 4 | 3 | 7 | 12 | 8 | 20 |
| | | 1983-84 | 3 | 1 | 4 | 3 | 2 | 5 | 4 | 3 | 7 | 13 | 8 | 21 |
| 7 | नाशिक | 1982-83 | 2 | 5 | 7 | 6 | 12 | 18 | 8 | 8 | 16 | 15 | 61 | 76 |
| | | 1983-84 | 4 | 4 | 8 | 6 | 13 | 19 | 8 | 8 | 16 | 17 | 61 | 78 |
| 8 | धुळे | 1982-83 | 2 | 3 | 5 | 5 | 5 | 10 | 5 | 7 | 12 | 20 | 38 | 58 |
| | | 1983-84 | 3 | 3 | 6 | 6 | 5 | 11 | 5 | 7 | 12 | 39 | 38 | 77 |
| 9 | जळगाव | 1982-83 | 3 | 3 | 6 | 7 | 7 | 14 | 5 | 9 | 14 | 23 | 44 | 67 |
| | | 1983-84 | 3 | 3 | 6 | 9 | 7 | 16 | 5 | 9 | 14 | 34 | 44 | 78 |
| 10 | अहमदनगर | 1982-83 | 1 | 4 | 5 | 1 | 8 | 9 | 4 | 8 | 12 | 18 | 38 | 56 |
| | | 1983-84 | 2 | 4 | 6 | 1 | 8 | 9 | 4 | 8 | 12 | 18 | 38 | 56 |
| 11 | पुणे शहर | 1982-83 | 11 | 7 | 18 | 19 | 16 | 35 | 6 | 13 | 19 | 104 | 58 | 172 |
| | | 1983-84 | 11 | 7 | 18 | 19 | 16 | 35 | 6 | 13 | 19 | 104 | 74 | 178 |
| 12 | पुणे ग्रामीण | 1982-83 | 2 | 4 | 6 | 7 | 3 | 10 | 4 | 5 | 9 | 6 | 30 | 36 |
| | | 1983-84 | .. | 6 | 6 | 5 | 5 | 10 | 4 | 5 | 9 | 18 | 44 | 62 |
| 13 | सातारा | 1982-83 | 2 | 3 | 5 | 3 | 7 | 10 | 3 | 8 | 11 | 18 | 39 | 57 |
| | | 1983-84 | 2 | 3 | 5 | 3 | 6 | 9 | 3 | 8 | 11 | 18 | 39 | 57 |
| 14 | सांगली | 1982-83 | 1 | 3 | 4 | 3 | 5 | 8 | 1 | 9 | 10 | 15 | 29 | 44 |
| | | 1983-84 | 1 | 3 | 4 | 3 | 5 | 8 | 1 | 9 | 10 | 20 | 29 | 49 |
| 15 | सोलापूर | 1982-83 | .. | 6 | 6 | .. | 13 | 13 | 5 | 10 | 15 | .. | 55 | 55 |
| | | 1983-84 | 1 | 5 | 6 | 9 | 4 | 13 | 5 | 10 | 15 | 23 | 47 | 70 |
| 16 | कोल्हापूर | 1982-83 | 3 | 3 | 6 | 8 | 7 | 15 | 3 | 7 | 10 | 13 | 41 | 54 |
| | | 1983-84 | 3 | 3 | 6 | 8 | 7 | 15 | 3 | 7 | 10 | 17 | 38 | 55 |
| 17 | औरंगाबाद | 1982-83 | 1 | 4 | 5 | 7 | 5 | 12 | 2 | 8 | 10 | 24 | 35 | 59 |
| | | 1983-84 | 1 | 4 | 5 | 7 | 5 | 12 | 2 | 8 | 10 | 30 | 34 | 64 |
| 18 | जालना | 1982-83 | 3 | 1 | 4 | 4 | 3 | 7 | 1 | 5 | 6 | 12 | 19 | 31 |
| | | 1983-84 | 3 | 1 | 4 | 4 | 3 | 7 | 1 | 5 | 6 | 12 | 19 | 31 |
| 19 | परभणी | 1982-83 | 3 | 3 | 6 | 3 | 5 | 8 | 1 | 8 | 9 | 20 | 28 | 48 |
| | | 1983-84 | 3 | 3 | 6 | 3 | 5 | 8 | 1 | 8 | 9 | 21 | 31 | 52 |
| 20 | बीड | 1982-83 | 1 | 3 | 4 | 3 | 3 | 6 | 4 | 7 | 11 | 11 | 31 | 42 |
| | | 1983-84 | 1 | 3 | 4 | 3 | 3 | 6 | 4 | 7 | 11 | 14 | 29 | 43 |

SOCIAL SECURITY AND SOCIAL DEFENCE (Police, Crimes and Judicial)

Police

TABLE No. 9.1 (23.1)

Cost and Strength of Police in Maharashtra

| हवालदार Head Constables | | | पोलीस क्लिपाई Constables | | | एकूण Total | | | केंद्र व राज्य भासनाच्या महसूल खात्या- कडून येणे असलेली रक्कम (हजार रुपयात) | केंद्र व राज्य भासनाब्यतिरिक्त महसूल खात्या- कडून येणे असलेली रक्कम (हजार रुपयात) | एकूण खर्च (हजार रुपयात) | | |
|-----------------------------|--------------------------|---------------|-----------------------------|--------------------------|---------------|-----------------------------|--------------------------|---------------|--|--|-------------------------------|----------------|--|
| तात्पुरते Tempo- rary | कायमचे Perma- nent | एकूण Total | तात्पुरते Tempo- rary | कायमचे Perma- nent | एकूण Total | तात्पुरते Tempo- rary | कायमचे Perma- nent | एकूण Total | Total cost payable from Central and State Revenue (‘000 Rs.) | Total cost payable other than Central and State Revenue (‘000 Rs.) | Total cost (‘000 Rs.) | District | |
| (16) | (17) | (18) | (19) | (20) | (21) | (22) | (23) | (24) | (25) | (26) | (27) | (2) | |
| 3,552 | 2,146 | 5,698 | 6,565 | 10,349 | 16,914 | 11,478 | 13,609* | 25,087* | 2,79,443 | 22,656 | 3,02,100 | Greater Bombay | |
| 3,552 | 1,502 | 5,034 | 6,825 | 10,349 | 17,174 | 11,758 | 12,965 | 24,723 | 3,08,323 | 20,960 | 3,29,284 | | |
| 369 | 593 | 962 | 1,165 | 1,697 | 2,862 | 1,698 | 2,416 | 4,114 | 88,661 | .. | 88,661 | Thane (City) | |
| 373 | 593 | 966 | 1,184 | 1,697 | 2,881 | 1,724 | 2,414 | 4,138 | 82,762 | .. | 82,762 | Thane (Rural) | |
| 241 | 175 | 416 | 622 | 765 | 1,387 | 927 | 959 | 1,886 | 20,423 | .. | 20,423 | | |
| 251 | 175 | 426 | 659 | 763 | 1,422 | 977 | 958 | 1,935 | 21,380 | 495 | 21,875 | | |
| 162 | 270 | 432 | 411 | 757 | 1,168 | 604 | 1,078 | 1,682 | 22,980 | 213 | 23,193 | Raigad | |
| 189 | 270 | 459 | 544 | 757 | 1,301 | 776 | 1,074 | 1,850 | 25,011 | .. | 25,011 | | |
| 112 | 161 | 273 | 319 | 463 | 782 | 447 | 654 | 1,101 | 13,066 | 8 | 13,074 | Ratnagiri | |
| 144 | 150 | 294 | 323 | 462 | 785 | 486 | 642 | 1,128 | 13,752 | 115 | 13,867 | | |
| 66 | 73 | 139 | 213 | 251 | 464 | 300 | 338 | 638 | 3,037 | .. | 3,037 | Sindhudurg | |
| 89 | 73 | 162 | 280 | 251 | 531 | 392 | 338 | 730 | 6,931 | .. | 6,931 | | |
| 271 | 437 | 708 | 716 | 1,473 | 2,189 | 1,018 | 1,996 | 3,014 | 40,893 | 1,709 | 42,602 | Nashik | |
| 459 | 361 | 820 | 739 | 1,473 | 2,212 | 1,233 | 1,920 | 3,153 | 42,358 | 7 | 42,365 | | |
| 147 | 296 | 443 | 453 | 900 | 1,353 | 632 | 1,249 | 1,881 | 23,978 | .. | 23,978 | Dhule | |
| 206 | 237 | 443 | 900 | 682 | 1,582 | 1,159 | 972 | 2,131 | 28,412 | 9 | 28,421 | | |
| 219 | 374 | 593 | 479 | 1,218 | 1,697 | 736 | 1,655 | 2,391 | 26,756 | 4 | 26,760 | Jalgaon | |
| 272 | 354 | 626 | 150 | 1,648 | 1,798 | 473 | 2,085 | 2,558 | 27,906 | 3 | 27,909 | | |
| 163 | 270 | 433 | 392 | 972 | 1,364 | 579 | 1,300 | 1,879 | 17,562 | 154 | 17,716 | Ahmednagar | |
| 169 | 270 | 439 | 410 | 972 | 1,382 | 604 | 1,300 | 1,904 | 23,913 | 62 | 23,975 | | |
| 445 | 597 | 1,042 | 1,292 | 1,906 | 3,198 | 1,877 | 2,607 | 4,484 | 49,412 | 988 | 50,400 | Pune (City) | |
| 509 | 597 | 1,106 | 1,452 | 1,906 | 3,358 | 2,101 | 2,613 | 4,714 | 79,129 | 1,665 | 80,794 | | |
| 141 | 282 | 423 | 331 | 842 | 1,173 | 491 | 1,156 | 1,647 | 18,952 | 49 | 19,001 | Pune (Rural) | |
| 187 | 258 | 445 | 493 | 744 | 1,237 | 707 | 1,062 | 1,769 | 18,891 | 92 | 18,983 | | |
| 276 | 218 | 494 | 473 | 1,017 | 1,490 | 775 | 1,292 | 2,067 | 24,472 | .. | 24,472 | Satara | |
| 276 | 225 | 501 | 473 | 1,040 | 1,513 | 775 | 1,321 | 2,096 | 27,463 | .. | 27,463 | | |
| 155 | 194 | 349 | 374 | 731 | 1,105 | 549 | 971 | 1,520 | 15,015 | 2 | 15,017 | Sangali | |
| 178 | 194 | 372 | 459 | 699 | 1,158 | 662 | 939 | 1,601 | 18,811 | 2 | 18,813 | | |
| 150 | 378 | 528 | 433 | 1,294 | 1,727 | 988 | 1,756 | 2,544 | 29,415 | 276 | 29,691 | Solapur | |
| 166 | 378 | 544 | 472 | 1,294 | 1,766 | 676 | 1,738 | 2,414 | 32,702 | 461 | 33,163 | | |
| 212 | 268 | 480 | 497 | 897 | 1,394 | 736 | 1,223 | 1,959 | 21,409 | 47 | 21,456 | Kolhapur | |
| 209 | 268 | 477 | 465 | 897 | 1,362 | 705 | 1,220 | 1,925 | 26,059 | 79 | 26,138 | | |
| 205 | 186 | 391 | 341 | 819 | 1,160 | 580 | 1,057 | 1,637 | 26,120 | .. | 26,120 | Aurangabad | |
| 187 | 207 | 394 | 271 | 895 | 1,166 | 498 | 1,153 | 1,651 | 25,452 | 9 | 25,461 | | |
| 46 | 111 | 157 | 111 | 345 | 456 | 177 | 484 | 661 | 52,867 | .. | 52,867 | Jalna | |
| 69 | 111 | 180 | 178 | 345 | 523 | 267 | 484 | 751 | 12,661 | .. | 12,661 | | |
| 140 | 184 | 324 | 305 | 666 | 971 | 472 | 894 | 1,366 | 18,043 | 139 | 18,182 | Parbhani | |
| 152 | 184 | 336 | 328 | 656 | 994 | 508 | 897 | 1,405 | 13,963 | .. | 13,963 | | |
| 72 | 202 | 274 | 184 | 655 | 839 | 275 | 901 | 1,176 | 2,979 | 21 | 3,000 | Beed | |
| 76 | 204 | 280 | 196 | 653 | 849 | 294 | 899 | 1,193 | 30,482 | .. | 30,482 | | |

| (1) | (2) | (3) | (4) | (5) | (6) | (7) | (8) | (9) | (10) | (11) | (12) | (13) | (14) | (15) |
|-----|------------------|------------|-----|-----|-----|-----|-----|-----|------|------|------|-------|-------|-------|
| 21 | नांदेड | ** 1982-83 | 3 | 3 | 6 | 6 | 5 | 11 | 3 | 8 | 11 | 17 | 40 | 57 |
| | | 1983-84 | 3 | 3 | 6 | 6 | 5 | 11 | 3 | 8 | 11 | 20 | 40 | 60 |
| 22 | उस्मानाबाद | ** 1982-83 | 1 | 5 | 6 | 5 | 6 | 11 | 2 | 8 | 10 | 12 | 41 | 53 |
| | | 1983-84 | 2 | 2 | 4 | 3 | 3 | 6 | 2 | 8 | 10 | 11 | 21 | 32 |
| 23 | लातूर | ** 1982-83 | 2 | 2 | 4 | 7 | 3 | 10 | 4 | 5 | 9 | 12 | 23 | 35 |
| | | 1983-84 | .. | 4 | 4 | .. | 10 | 10 | 4 | 5 | 9 | .. | 35 | 35 |
| 24 | बुलढाणा | ** 1982-83 | 1 | 3 | 4 | 5 | 5 | 10 | 5 | 7 | 12 | 4 | 44 | 48 |
| | | 1983-84 | 1 | 3 | 4 | 5 | 5 | 10 | 5 | 7 | 12 | 9 | 44 | 53 |
| 25 | अकोला | ** 1982-83 | 2 | 4 | 6 | 5 | 9 | 14 | 3 | 10 | 13 | 10 | 65 | 75 |
| | | 1983-84 | 2 | 4 | 6 | 5 | 8 | 13 | 3 | 10 | 13 | 23 | 55 | 78 |
| 26 | अमरावती | ** 1982-83 | 2 | 4 | 6 | 7 | 7 | 14 | 5 | 9 | 14 | 8 | 64 | 72 |
| | | 1983-84 | 2 | 4 | 6 | 5 | 9 | 14 | 5 | 9 | 14 | 8 | 64 | 72 |
| 27 | यवतमाळ | ** 1982-83 | 1 | 3 | 4 | 7 | 3 | 10 | 5 | 6 | 11 | 8 | 41 | 49 |
| | | 1983-84 | 1 | 3 | 4 | 6 | 3 | 9 | 5 | 6 | 11 | 13 | 42 | 55 |
| 28 | वर्धा | ** 1982-83 | 2 | 3 | 5 | 2 | 3 | 5 | 3 | 6 | 9 | 5 | 31 | 36 |
| | | 1983-84 | 2 | 3 | 5 | 2 | 3 | 5 | 3 | 6 | 9 | 8 | 31 | 35 |
| 29 | नागपूर शहर | ** 1982-83 | 7 | 8 | 15 | 6 | 22 | 28 | 5 | 10 | 15 | 85 | 62 | 147 |
| | | 1983-84 | 7 | 8 | 15 | 6 | 22 | 28 | 5 | 10 | 15 | 85 | 62 | 147 |
| 30 | नागपूर ग्रामीण | ** 1982-83 | 1 | 4 | 5 | 4 | 3 | 7 | 2 | 7 | 9 | 14 | 31 | 45 |
| | | 1983-84 | .. | 4 | 4 | 4 | 3 | 7 | 2 | 7 | 9 | 20 | 31 | 51 |
| 31 | भंडारा | ** 1982-83 | 1 | 3 | 4 | 3 | 5 | 8 | 5 | 5 | 10 | 9 | 36 | 45 |
| | | 1983-84 | 1 | 3 | 4 | 4 | 4 | 8 | 5 | 5 | 10 | 15 | 36 | 51 |
| 32 | चंद्रपूर | 1982-83 | 1 | 3 | 4 | 4 | 2 | 6 | 7 | 5 | 12 | 39 | 45 | 84 |
| | | 1983-84 | 1 | 3 | 4 | 4 | 3 | 7 | 7 | 5 | 12 | 26 | 45 | 71 |
| 33 | मडचिरोली | 1982-83 | 2 | .. | 2 | .. | .. | .. | 5 | .. | 5 | 1 | .. | 1 |
| | | 1983-84 | 3 | .. | 3 | 5 | 2 | 7 | 5 | .. | 5 | 15 | 9 | 24 |
| | महाराष्ट्र राज्य | ** 1982-83 | 127 | 156 | 283 | 533 | 385 | 918 | 150 | 256 | 406 | 1,674 | 2,103 | 3,777 |
| | | 1983-84 | 133 | 153 | 286 | 545 | 381 | 926 | 150 | 256 | 406 | 1,840 | 2,105 | 3,945 |

टीप— *यात अनुक्रमे १८१, २३२ व ४१३ जमादारांचा समावेश आहे.

आधार— पोलीस आयुक्त, महाराष्ट्र शासन, मुंबई.

TABLE No. 9'1 (23.1)—contd.

| (16) | (17) | (18) | (19) | (20) | (21) | (22) | (23) | (24) | (25) | (26) | (27) | (28) |
|-------|--------|--------|--------|--------|--------|---------|---------|---------|-----------|--------|-----------|-------------------|
| 102 | 246 | 348 | 234 | 827 | 1,061 | 365 | 1,129 | 1,494 | 20,755 | .. | 20,755 | Nanded |
| 113 | 246 | 359 | 247 | 824 | 1,071 | 392 | 1,126 | 1,518 | 20,161 | .. | 20,161 | |
| 148 | 224 | 372 | 298 | 809 | 1,107 | 466 | 1,093 | 1,559 | 17,524 | .. | 17,524 | Osmanabad |
| 118 | 110 | 228 | 219 | 438 | 657 | 355 | 582 | 937 | 17,043 | .. | 17,043 | |
| 97 | 114 | 211 | 285 | 371 | 656 | 407 | 518 | 925 | .. | .. | .. | Latur |
| 93 | 163 | 256 | 270 | 387 | 657 | 367 | 604 | 971 | 4,168 | .. | 4,168 | |
| 102 | 193 | 295 | 189 | 679 | 868 | 306 | 931 | 1,237 | 17,235 | 6 | 17,241 | Buldhana |
| 163 | 144 | 307 | 228 | 679 | 907 | 411 | 882 | 1,293 | 14,206 | 33 | 14,239 | |
| 144 | 245 | 389 | 585 | 835 | 1,420 | 749 | 1,168 | 1,917 | 26,548 | 6 | 26,554 | Akola |
| 215 | 285 | 500 | 546 | 992 | 1,538 | 794 | 1,354 | 2,148 | 28,917 | 45 | 28,962 | |
| 208 | 257 | 465 | 466 | 984 | 1,450 | 696 | 1,325 | 2,021 | 23,804 | 7 | 23,811 | Amravati |
| 208 | 257 | 465 | 466 | 984 | 1,450 | 694 | 1,327 | 2,021 | 24,882 | .. | 24,882 | |
| 154 | 178 | 332 | 368 | 652 | 1,020 | 543 | 883 | 1,426 | 31,145 | 9 | 31,154 | Yavatmal |
| 176 | 173 | 349 | 401 | 630 | 1,031 | 602 | 857 | 1,459 | 18,370 | .. | 18,370 | |
| 90 | 140 | 230 | 191 | 454 | 645 | 293 | 637 | 930 | 10,541 | 5 | 10,546 | Wardha |
| 96 | 140 | 236 | 196 | 454 | 650 | 307 | 637 | 944 | 17,381 | 14 | 17,395 | |
| 301 | 527 | 828 | 710 | 1,771 | 2,481 | 1,114 | 2,400 | 3,514 | 50,937 | 486 | 51,423 | Nagpur City |
| 301 | 527 | 828 | 710 | 1,771 | 2,481 | 1,114 | 2,400 | 3,514 | 46,931 | 409 | 47,340 | |
| 150 | 168 | 318 | 398 | 488 | 886 | 569 | 701 | 1,270 | 15,891 | 1 | 15,892 | Nagpur Rural |
| 205 | 168 | 373 | 540 | 488 | 1,028 | 771 | 701 | 1,472 | 12,116 | .. | 12,116 | |
| 162 | 165 | 327 | 373 | 570 | 943 | 553 | 782 | 1,335 | 16,421 | 1 | 16,422 | Bhandara |
| 188 | 165 | 353 | 438 | 570 | 1,008 | 651 | 783 | 1,434 | 18,543 | 9 | 18,552 | |
| 190 | 221 | 411 | 427 | 713 | 1,140 | 668 | 991 | 1,659 | 201 | 1 | 202 | Chandrapur |
| 201 | 150 | 351 | 409 | 561 | 970 | 648 | 767 | 1,415 | 18,080 | 17 | 18,097 | |
| .. | .. | .. | 2 | .. | 2 | 10 | .. | 10 | 20 | .. | 20 | Gadchiroli |
| 84 | 154 | 138 | 236 | 152 | 388 | 348 | 217 | 565 | 2,126 | .. | 2,126 | |
| 8,992 | 10,093 | 19,085 | 20,202 | 37,170 | 57,372 | 31,678* | 50,163* | 81,841* | 10,26,506 | 26,788 | 10,53,294 | Maharashtra State |
| 9,854 | 9,213 | 19,067 | 21,707 | 37,123 | 58,830 | 34,229 | 49,231 | 83,460 | 11,09,286 | 24,486 | 11,33,772 | |

Note.—*This includes 181, 232 and 413 posts of Jamadars respectively.

Source.—Commissioner of Police, Government of Maharashtra, Bombay.

9. सामाजिक संरक्षण आणि सुरक्षा (पोलीस, गुन्हे व न्याय) / SOCIAL SECURITY AND SOCIAL DEFENCE (POLICE, CRIMES AND JUDICIAL)

तक्ता क्रमांक/TABLE No. 9-2 (23-2)

महाराष्ट्र राज्यातील पोलीसांची संख्या व त्यावरील खर्च (रेल्वेचा समावेश करून व बृहन्मुंबई वगळून)
Strength and cost of Police in the State of Maharashtra (including railways but excluding Greater Bombay)

| अनुक्रमांक Serial No. | जिल्हा | मंजूर झालेली पोलीसांची संख्या व खर्च Sanctioned strength and cost of police | | | | | | तात्पुरते व अतिरिक्त पोलीस बळ Temporary and additional police force | | | | | | District | | |
|-----------------------------|----------------|--|------------|------------|------------|---|------------------------------------|---|------------|---|---------|---------|---------|----------|--------------------|---------------|
| | | हवालदार | | शिपाई | | एकूण (इतर धरून) | | पोलीसांवरील खर्च | | हवालदार | | शिपाई | | | एकूण (इतर धरून) | |
| | | Head constables | Constables | Constables | Constables | Grand total (including others) | Cost of police (0'00 Rs.) | Head constables | Constables | Grand total (including others) | | | | | | |
| (1) | (2) | 1982-83 | 1983-84 | 1982-83 | 1983-84 | 1982-83 | 1983-84 | 1982-83 | 1983-84 | 1982-83 | 1983-84 | 1982-83 | 1983-84 | (15) | (16) | (2) |
| 1 | ठाणे (ग्रामीण) | 175 | 175 | 765 | 763 | 955 | 954 | 20,423 | 21,846 | 241 | 251 | 622 | 659 | 924 | 974 | Thane (Rural) |
| 2 | रायगड | 270 | 215 | 757 | 757 | 1,072 | 1,068 | 22,980 | 25,533 | 162 | 153 | 411 | 544 | 600 | 772 | Raigad |
| 3 | रत्नागिरी | 161 | 106 | 463 | 462 | 650 | 638 | 13,066 | 14,073 | 112 | 104 | 319 | 323 | 444 | 454 | Ratnagiri |
| 4 | सिंधुदुर्ग | 73 | 63 | 251 | 251 | 335 | 335 | 3,037 | 7,120 | 66 | 86 | 213 | 280 | 296 | 388 | Sindhudurg |
| 5 | नाशिक | 437 | 243 | 1,473 | 1,473 | 1,988 | 1,912 | 40,893 | 42,678 | 271 | 338 | 716 | 739 | 1,010 | 1,225 | Nashik |
| 6 | धुळे | 296 | 232 | 900 | 682 | 1,242 | 965 | 23,978 | 28,969 | 147 | 195 | 453 | 900 | 627 | 1,244 | Dhule |
| 7 | जळगांव | 374 | 257 | 1,218 | 1,648 | 1,646 | 2,076 | 26,756 | 28,294 | 219 | 272 | 479 | 150 | 731 | 468 | Jalgaon |
| 8 | अहमदनगर | 270 | 270 | 972 | 972 | 1,292 | 1,292 | 17,562 | 24,265 | 163 | 81 | 392 | 410 | 575 | 600 | Ahmednagar |
| 9 | पुणे (ग्रामीण) | 282 | 237 | 842 | 744 | 1,161 | 1,057 | 18,953 | 19,201 | 141 | 126 | 331 | 493 | 487 | 703 | Pune (Rural) |
| 10 | सातारा | 218 | 225 | 1,017 | 1,030 | 1,284 | 1,303 | 24,472 | 27,770 | 276 | 183 | 473 | 473 | 772 | 773 | Satara |
| 11 | सांगली | 194 | 156 | 731 | 699 | 962 | 930 | 15,015 | 19,093 | 155 | 148 | 374 | 459 | 548 | 661 | Sangli |
| 12 | सोलापूर | 378 | 273 | 1,294 | 1,294 | 1,746 | 1,728 | 29,415 | 33,177 | 150 | 166 | 433 | 472 | 583 | 671 | Solapur |
| 13 | कोल्हापूर | 268 | 257 | 897 | 897 | 1,216 | 1,213 | 21,409 | 26,308 | 212 | 130 | 497 | 465 | 733 | 702 | Kolhapur |
| 14 | औरंगाबाद | 186 | 131 | 819 | 895 | 1,049 | 1,145 | 26,120 | 25,683 | 205 | 187 | 341 | 271 | 578 | 496 | Aurangabad |
| 15 | जालना | 111 | 88 | 345 | 345 | 479 | 479 | 5,287 | 12,874 | 46 | 55 | 111 | 178 | 176 | 266 | Jalna |
| 16 | परभणी | 184 | 184 | 666 | 666 | 886 | 889 | 18,043 | 15,022 | 140 | 152 | 305 | 328 | 471 | 507 | Parbhani |
| 17 | बीड | 202 | 148 | 655 | 653 | 894 | 892 | 2,979 | 30,776 | 72 | 76 | 184 | 196 | 271 | 290 | Beed |
| 18 | नांदेड | 246 | 177 | 827 | 824 | 1,121 | 1,118 | 20,755 | 20,640 | 102 | 113 | 234 | 247 | 362 | 389 | Nanded |
| 19 | उस्मानाबाद | 224 | 89 | 809 | 438 | 1,085 | 574 | 17,524 | 17,311 | 148 | 94 | 298 | 219 | 464 | 353 | Osmanabad |
| 20 | लातूर | 114 | 118 | 371 | 387 | 513 | 599 | | 4,198 | 97 | 93 | 285 | 270 | 403 | 363 | Latur |
| 21 | बुलढाणा | 193 | 135 | 679 | 679 | 924 | 875 | 17,235 | 14,478 | 102 | 112 | 189 | 228 | 301 | 406 | Buldana |
| 22 | अकोला | 245 | 228 | 835 | 992 | 1,158 | 1,344 | 26,548 | 29,335 | 144 | 172 | 585 | 546 | 746 | 791 | Akola |
| 23 | अमरावती | 257 | 205 | 984 | 984 | 1,316 | 1,318 | 23,804 | 25,324 | 208 | 166 | 466 | 466 | 691 | 689 | Amravati |
| 24 | यवतमाळ | 178 | 173 | 652 | 630 | 877 | 851 | 31,145 | 18,554 | 154 | 176 | 368 | 401 | 538 | 597 | Yavatmal |
| 25 | वर्धा | 140 | 140 | 454 | 454 | 631 | 631 | 10,541 | 17,540 | 90 | 96 | 191 | 196 | 290 | 304 | Wardha |

| | | | | | | | | | | | | | | | | |
|------------------|--|--------|-------|--------|--------|--------|--------|----------|-----------|-------|-------|--------|--------|--------|--------|--------------------------------------|
| 26 | नागपूर (ग्रामीण) | 168 | 168 | 488 | 488 | 694 | 694 | 15,891 | 12,462 | 150 | 205 | 398 | 540 | 567 | 769 | Nagpur (Rural) |
| 27 | भंडारा | 165 | 156 | 570 | 570 | 779 | 778 | 16,421 | 19,075 | 162 | 133 | 373 | 438 | 548 | 646 | Bhandara |
| 28 | चंद्रपूर | 221 | 120 | 713 | 561 | 984 | 762 | 20† | 18,311 | 190 | 162 | 427 | 409 | 661 | 641 | Chandrapur |
| 29 | गडचिरोली | ... | 44 | ... | 152 | ... | 217 | 20 | 2,132 | ... | 65 | 2 | 236 | 5 | 343 | Gadchiroli |
| 30 | मुंबई रेल्वे | 302 | 302 | 813 | 813 | 1,142 | 1,142 | 22,376 | 31,425 | 736 | 444 | 1,203 | 1,302 | 1,993 | 1,821 | Bombay Railway |
| 31 | पुणे रेल्वे | 129 | 109 | 729 | 737 | 893 | 908 | 11,118 | 14,246 | 165 | 143 | 136 | 137 | 311 | 330 | Pune Railway |
| 32 | नागपूर रेल्वे | 198 | 160 | 541 | 541 | 775 | 778 | 11,041 | 14,058 | 33 | 30 | 153 | 168 | 192 | 209 | Nagpur Railway |
| 33 | ठाणे शहर | 593 | 574 | 1,697 | 1,697 | 2,404 | 2,402 | 88,661 | 83,818 | 369 | 203 | 1,165 | 1,184 | 1,698 | 1,723 | Thane City |
| 34 | पुणे शहर | 597 | 378 | 1,906 | 1,906 | 2,594 | 2,600 | 49,412 | 80,810 | 455 | 509 | 1,292 | 1,452 | 1,881 | 2,095 | Pune City |
| 35 | नागपूर शहर | 527 | 422 | 1,771 | 1,771 | 2,390 | 2,390 | 50,937 | 47,639 | 301 | 245 | 710 | 710 | 1,109 | 1,109 | Nagpur City |
| 36 | इतर राज्य राखीव पोलीस दल, गुन्हा अन्वेषण विभाग इ. धरून | 2,864 | 2,720 | 5,526 | 6,425 | 9,212 | 10,417 | 2,21,950 | 2,84,650 | 2,448 | 1,657 | 4,211 | 3,349 | 7,246 | 6,250 | Other Units including SRPF, CID etc. |
| महाराष्ट्र राज्य | | 11,440 | 9,778 | 34,430 | 35,280 | 48,349 | 49,274 | 9,65,969 | 11,58,688 | 8,832 | 7,521 | 19,340 | 19,838 | 29,832 | 31,021 | Maharashtra State |

आधार.— पोलीस महानिरीक्षक यांचे कार्यालय, महाराष्ट्र शासन, मुंबई.
Source.—Office of the Inspector-General of Police, Government of Maharashtra, Bombay.

9. सामाजिक संरक्षण आणि सामाजिक सुरक्षा/SOCIAL SECURITY AND SOCIAL DEFENCE

पोलीस गुन्हे व न्याय/Police Crimes and Judicial

पोलीस/Police

तक्ता क्रमांक/TABLE No. 9:3 (23:3)

बृहन्मंबईतील वखलपात्र गुन्हे—भाग-१
Cognizable crimes in Greater Bombay—Part-I

| अनुक्रमांक Serial No. | गुन्हे | वर्ष Year | वर्षात नोंदवलेल्या प्रकरणांची संख्या Number reported in the year | तपास करणे नाकारल्याची प्रकरणे Number of cases in which investigation was refused | सोटे सिद्ध किंवा घोषित केल्यामुळे झालेली प्रकरणे Number of cases proved or declared to be false | कायद्यातील किंवा वस्तुस्थितीतील चुकी-मुळे किंवा गुन्हा अदखलपात्र ठरविलेली प्रकरणे Number due to mistake of law or fact declared non-cognizable | वर्ष अखेरची प्रलंबित प्रकरणे Number pending at the end of the year | बिनचुक प्रकरणे True cases | | | एकूण Total | दंडाधिकाऱ्या-समोर प्रत्यक्ष दाखल केलेली प्रकरणे Total cases directly filed before magistrates | गुन्हा शाबीत झालेली दंडाधिकाऱ्यापुढील प्रकरणे Total magistrate's cases ending in conviction | बिनचुक प्रकरणांची एकूण संख्या Grand total of true cases | Offences |
|--------------------------|--|--------------|---|---|--|---|---|----------------------------------|--|--|---------------|--|--|--|---|
| | | | | | | | | गुन्हा शाबीत झालेली Convicted | निकालात काढलेली, निर्दोष ठरविलेली किंवा सामोपचाराने मिटविलेली Discharged, acquitted or compounded | शोधून न काढलेली किंवा पकडलेली Non-detected or apprehended | | | | | |
| (1) | (2) | (3) | (4) | (5) | (6) | (7) | (8) | (9) | (10) | (11) | (12) | (13) | (14) | (15) | (2) |
| वर्ग एक— | | | | | | | | | | | | | | | |
| 1 | शासन, सार्वजनिक शांतता, सुरक्षितता व न्यायाविरुद्धचे गुन्हे. | 1982-83 | 642 | .. | 4 | .. | 936 | 120 | 172 | 78 | 370 | 8 | .. | 378 | Class I— Offences against the State, public tranquillity, safety and justice. |
| | | 1983-84 | 552 | 76 | 14 | .. | 954 | 111 | 159 | 75 | 421 | 3 | .. | 424 | |
| वर्ग दोन— | | | | | | | | | | | | | | | |
| 2 | व्यक्तिगत गंभीर गुन्हे | 1982-83 | 10,514 | 27 | 61 | .. | 14,693 | 1,685 | 3,942 | 1,993 | 7,647 | 428 | 3 | 8,075 | Class II— Serious offences against the persons. |
| | | 1983-84 | 8,318 | 217 | 38 | .. | 14,686 | 1,393 | 3,985 | 1,037 | 6,632 | 317 | 6 | 6,949 | |
| वर्ग तीन— | | | | | | | | | | | | | | | |
| 3 | व्यक्तिगत व माल-मत्ताविषयक गंभीर गुन्हे. | 1982-83 | 2,731 | 55 | 9 | .. | 2,278 | 429 | 373 | 1,459 | 2,316 | 51 | 1 | 2,367 | Class III— Serious offences against the persons and property. |
| | | 1983-84 | 2,750 | 271 | 81 | .. | 2,334 | 498 | 582 | 939 | 2,290 | 14 | 2 | 2,304 | |
| वर्ग चार— | | | | | | | | | | | | | | | |
| 4 | व्यक्तिगत किरकोळ गुन्हे | 1982-83 | 3,201 | 2 | 3 | .. | 3,322 | 421 | 581 | 951 | 1,955 | 35 | .. | 1,990 | Class IV— Minor offences against the persons. |
| | | 1983-84 | 2,417 | 85 | 13 | .. | 3,648 | 384 | 838 | 350 | 1,657 | 20 | .. | 1,677 | |

| वर्ग पांच— | | Class V— | | | | | | | | | | | | | | |
|------------|---|------------------------------------|----------|----------|--------|-----|----------|----------|----------|--------|----------|----------|-------|--------|----------|---|
| A-290—65. | 5 | मालमत्ताविषयक किर- कोट्ट गुन्हे | 1982-83 | 17,556 | 92 | 45 | .. | 8,752 | 2,324 | 1,835 | 12,055 | 16,306 | 904 | 33 | 17,210 | Minor offences against Property. |
| | | 1983-84 | 16,039 | 2,013 | 400 | .. | 9,232 | 2,365 | 2,834 | 7,051 | 14,263 | 555 | 26 | 14,818 | | |
| | | एकूण वर्ग एक ते पांच | 1982-83 | 34,644 | 176 | 122 | .. | 29,981 | 4,979 | 6,903 | 16,536 | 28,594 | 1,426 | 37 | 30,020 | Total for classes I to V |
| | | 1983-84 | 30,076 | 2,662 | 546 | .. | 30,854 | 4,751 | 8,398 | 9,452 | 25,263 | 909 | 34 | 26,172 | | |
| | 6 | बर न उल्लेखिलेले इतर गुन्हे | 1982-83 | 3,58,036 | 2 | 4 | .. | 32,027 | 3,15,313 | 27,996 | 23,104 | 3,66,415 | .. | .. | 3,66,415 | Other offences not men- tioned above |
| | | 1983-84 | 3,70,132 | 4,124 | 14,556 | .. | 82,795 | 2,88,176 | 12,518 | .. | 3,04,818 | 63 | 35 | 44,881 | | |
| | | एकूण | 1982-83 | 3,92,680 | 178 | 126 | .. | 62,008 | 3,20,292 | 34,899 | 39,640 | 3,95,009 | 1,426 | 37 | 3,96,435 | Grand Total |
| | | 1983-84 | 4,00,208 | 6,786 | 15,102 | .. | 1,13,649 | 2,92,927 | 20,916 | 9,452 | 3,30,081 | 972 | 69 | 71,053 | | |

बाधार.—पोलीस आयुक्त यांचे कार्यालय, महाराष्ट्र शासन, मुंबई.

Source.—Office of the Commissioner of Police, Government of Maharashtra, Bombay.

9. सामाजिक संरक्षण आणि सामाजिक सुरक्षा/

पोलीस गुन्हे व न्याय/

पोलीस/

तक्ता क्रमांक/

बृहन्मुंबईतील वखलपात्र गुन्हे—भाग-२/

| अनुक्रमांक Serial No. | गुन्हे | वर्ष Year | कोर्टात सुनावणी व्हावयाची असलेल्या किंवा तपासावर किंवा जामिनावर असलेल्या कैदेतील व्यक्तीविषयी वर्षाच्या सुरुवातीला क्रिमिनल प्रोसिजर कोडच्या १७० कलमानुसार पोलीसांकडे नोंदवलेली किंवा पोलीसांनी दखल घेतलेली प्रकरणे Person in custody pending trial or investigation or on bail under section 170 Cr. P. C. at the beginning of the year as concerned in cases reported to or in cases taken by the Police | वर्षात पोलीसांनी पकडलेल्या व्यक्ती Arrested by the Police during the year | क्रिमिनल प्रोसिजर कोड १६९ कलमा- खाली मुक्त केलेल्या व्यक्ती Persons released under section 169 Cr. P. C. | दंडाधिकार्याच्या आदेशानुसार सुनावणीपूर्वी मुक्त केलेल्या व्यक्ति Persons released by Magistrate's order before trial | सुनावणी केलेल्या व्यक्ति No. of persons tried | गुन्हा शाबीत झालेल्या व्यक्ति No. of persons convicted |
|-------------------------------|--|--------------------|---|---|--|---|---|---|
| (1) | (2) | (3) | (4) | (5) | (6) | (7) | (8) | (9) |
| वर्ग एक— | | | | | | | | |
| 1 | सार्वजनिक शांतता, सुरक्षितता व न्याय ह्या बाबतीतील गुन्हे | 1982-83 1983-84 | 4,793 6,053 | 3,526 1,997 | | 10 51 | 3,166 2,241 | 436 560 |
| वर्ग दोन— | | | | | | | | |
| 2 | व्यक्तिसंबंधी गंभीर गुन्हे | 1982-83 1983-84 | 19,651 21,049 | 12,673 10,070 | | 78 105 | 11,825 10,874 | 2,103 1,590 |
| वर्ग तीन— | | | | | | | | |
| 3 | व्यक्ति किंवा मालमत्तेसंबंधी किंवा फक्त मालमत्तेसंबंधी गंभीर गुन्हे. | 1982-83 1983-84 | 3,267 3,390 | 2,603 2,293 | | 113 87 | 2,792 1,964 | 529 690 |
| वर्ग चार— | | | | | | | | |
| 4 | व्यक्तिसंबंधी गौण गुन्हे | 1982-83 1983-84 | 3,205 4,112 | 2,811 2,349 | | 3 55 | 2,742 2,372 | 536 406 |
| वर्ग पाच— | | | | | | | | |
| 5 | मालमत्तेसंबंधी गौण गुन्हे | 1982-83 1983-84 | 9,108 8,957 | 7,764 7,340 | | 433 242 | 7,492 7,102 | 2,744 2,672 |
| एकूण वर्ग एक ते पाच | | | | | | | | |
| | | 1982-83 1983-84 | 40,024 43,561 | 29,377 24,049 | | 637 540 | 28,017 24,553 | 6,348 5,918 |
| वर्ग न उल्लेखिलेले इतर गुन्हे | | | | | | | | |
| 6 | | 1982-83 1983-84 | 69,071 32,595 | 3,72,806 3,12,713 | | 106 1,216 | 4,01,382 3,10,401 | 3,38,213 2,95,414 |
| एकूण | | | | | | | | |
| | | 1982-83 1983-84 | 1,09,095 76,156 | 4,02,183 3,36,762 | | 743 1,745 | 4,29,399 3,34,954 | 3,44,561 3,01,332 |

साधार.—पोलीस आयुक्त यांचे कार्यालय,

Source.—Office of the Commissioner of Police

SOCIAL SECURITY AND SOCIAL DEFENCE

Police, Crimes and Judicial

Police

TABLE No. 9.4 (23-4)

Cognizable crimes in Greater Bombay—Part II

| निर्दोष ठरविलेल्या, मुक्त केलेल्या किंवा सामोपचाराने मिटविलेल्या प्रकरणातील व्यक्ति No. of persons acquitted or discharged or compounded | वर्षाखेर बटक टाळणाऱ्या व्यक्ती No. of persons evading arrest at close of year | वर्षाखेर कोर्टात सुनावणी व्हावयाची बसलेल्या किंवा तपासावर किंवा जामिनावर असलेल्या कैदेतील व्यक्ति No. of persons in custody pending trial or investigation or on bail at the end of the year | दंडाधिकारी प्रकरणातील व्यक्ति Persons concerned in magistrate's cases | | | Offences |
|---|--|--|--|---|--|--|
| | | | अटक केलेले Number arrested | गुन्हा शाबीत मालेले Number convicted | निर्दोष ठरविलेले किंवा मुक्त केलेले Number acquitted or discharged | |
| (10) | (11) | (12) | (13) | (14) | (15) | (2) |
| 1,425 | .. | 6,053 | 23 | .. | 17 | <i>Class I—</i> Offences against the State, public tranquillity, safety and justice. |
| 1,688 | .. | 5,414 | 18 | .. | 14 | |
| 6,572 | .. | 20,040 | 530 | 8 | 221 | <i>Class II—</i> Serious offences against the persons. |
| 6,537 | .. | 20,243 | 498 | 10 | 223 | |
| 1,100 | .. | 3,390 | 69 | 4 | 17 | <i>Class III—</i> Serious offences against the property and persons or against property only. |
| 668 | .. | 3,891 | 40 | 6 | 15 | |
| 855 | .. | 4,112 | 71 | .. | 22 | <i>Class IV—</i> Minor offences against the persons. |
| 1,213 | .. | 4,190 | 55 | .. | 17 | |
| 3,566 | .. | 8,957 | 1,188 | 87 | 300 | <i>Class V—</i> Minor offences against the property. |
| 3,316 | .. | 6,615 | 1,181 | 55 | 267 | |
| 13,518 | .. | 42,561 | 1,881 | 99 | 577 | Total for classes I to V |
| 13,422 | .. | 40,353 | 1,792 | 71 | 536 | |
| 63,560 | .. | 32,595 | .. | .. | .. | Other offences not specified above. |
| 11,978 | .. | 36,701 | 100 | 43 | 12 | |
| 77,078 | .. | 75,156 | 1,881 | 99 | 577 | Grand Total |
| 25,400 | .. | 77,054 | 1,892 | 114 | 548 | |

महाराष्ट्र शासन, मुंबई.

Government of Maharashtra, Bombay.

9. सामाजिक संरक्षण आणि सुरक्षा/SOCIAL SECURITY AND SOCIAL DEFENCE

पोलीस गुन्हे व न्याय/Police Crimes and Judicial

पोलीस/Police

तक्ता क्रमांक/TABLE No. 9-5 (23.5)

बृहन्मुंबईतील बखलपात्र नसलेले गुन्हे—भाग १
Non-cognizable crimes in Greater Bombay—Part I

| अनुक्रमांक Serial No | गुन्हे | वर्ष Year | वर्षाच्या सुरुवातीची प्रलंबित प्रकरणे Number of cases pending at the beginning of the year | वर्षभरात दाखल केलेली प्रकरणे Cases reported during the year | निकालासाठी एकूण स्तंभ (४)+(५) Total for disposal [columns (4) and (5)] | सुनावणी न करता रद्दवातिल केलेली प्रकरणे Number of cases dismissed without trial | भारोपी भेला, निसटला किंवा सुनावणी चालू असताना वेडा झाला किंवा त्याच्यावरील भारोप रद्द केले, सामोपचाराने मिटवले किंवा काढून घेतले अशा प्रकरणे Cases in which accused died, escaped, became insane during trial or in which charges were abandoned, compounded or withdrawn | सुनावणी संपुष्टात आल्यामुळे निकालात लागलेली प्रकरणे Number of cases tried to a conclusion and ended in मुक्त केलेली किंवा निर्दोषी ठरविलेली Discharged or acquitted | गुन्हा शाबीत झालेली Convicted | वर्षाखेर प्रलंबित प्रकरणे No. of cases pending at the close of the year | Offences |
|----------------------------|---|--------------------|--|--|--|--|---|---|-------------------------------------|---|--|
| (1) | (2) | (3) | (4) | (5) | (6) | (7) | (8) | (9) | (10) | (11) | (12) |
| वर्ग एक— | | | | | | | | | | | |
| 1 | सार्वजनिक शांतता, सुरक्षितता व इत्यादीबाबतीतील गुन्हे. | 1982-83 1983-84 | 16 13 | 10 8 | 26 21 | | 2 .. | 8 8 | 3 5 | 13 8 | Class I— Offences against the State, public tranquility etc. |
| वर्ग दोन— | | | | | | | | | | | |
| 2 | व्यक्तिविषयक गंभीर गुन्हे | 1982-83 1983-84 | | | | | | | | | Class II— Serious offences against the persons |
| वर्ग तीन— | | | | | | | | | | | |
| 3 | मालमत्ताविषयक गंभीर गुन्हे | 1982-83 1983-84 | 1 2 | 4 1 | 5 3 | | 1 1 | 2 .. | .. 1 | 2 1 | Class III— Serious offences against property |
| वर्ग चार— | | | | | | | | | | | |
| 4 | व्यक्तिविषयक गौण गुन्हे | 1982-83 1983-84 | 320 356 | 415 308 | 735 664 | 3 6 | 80 21 | 221 296 | 75 15 | 356 326 | Class IV— Minor offences against the person |

| वर्ग पाच | | Class V— | | | | | | | | | |
|-----------|---|-----------|--------|--------|--------|----|-------|--------|--------|--------|---|
| 5 | मालमत्ताविषयक गौण गुन्हे | 1982-83 | 300 | 306 | 606 | 6 | 21 | 248 | 213 | 118 | Minor offences against property |
| | | 1983-84 | 118 | 123 | 241 | 2 | 1 | 112 | 19 | 107 | |
| वर्ग राहा | | Class VI— | | | | | | | | | |
| 6 | वरग उल्लेखिलेले इतर गुन्हे | 1982-83 | 1,062 | 4,077 | 5,139 | 2 | 160 | 2,215 | 1,907 | 855 | Other offences not specified above |
| | | 1983-84 | 855 | 2,321 | 3,176 | .. | 222 | 1,699 | 625 | 630 | |
| 7 | पोलीसांनी दखल घेतलेले इतर विशेष किंवा स्थानिक कायद्या-वाबतचे गुन्हे | 1982-83 | 31,813 | 45,355 | 77,168 | .. | 9,112 | 29,184 | 11,581 | 27,291 | Offences under other special local laws non-cognizable by the police. |
| | | 1983-84 | 27,291 | 34,059 | 61,350 | .. | 7,142 | 23,615 | 8,953 | 21,640 | |
| एकूण .. | | 1982-83 | 33,512 | 50,167 | 83,679 | 11 | 9,376 | 31,878 | 13,779 | 28,635 | Grand Total |
| | | 1983-84 | 28,635 | 36,820 | 65,455 | 8 | 7,387 | 25,730 | 9,618 | 22,712 | |

आधार.—पोलीस आयुक्त यांचे कार्यालय, महाराष्ट्र शासन, मुंबई.

Source. - Office of the Commissioner of Police, Government of Maharashtra, Bombay.

9. सामाजिक संरक्षण आणि सामाजिक सुरक्षा/SOCIAL SECURITY AND SOCIAL DEFENCE

पोलीस गुन्हे व न्याय/Police Crimes and Judicial

पोलीस/Police

तक्ता क्रमांक/TABLE No. 9.6 (23-6)

बृहन्मुंबईतील दखलपात्र नसलेले गुन्हे—भाग २
Non-cognizable crimes in Greater Bombay—Part II

| अनुक्रमांक Serial No. | गुन्हे | वर्ष year | वर्षाच्या सुरुवातीतील शिल्लक असलेली प्रकरणे ज्यातील व्यक्तिची मुनावणी चालू आहे किंवा ज्यांचेबाबत कायदेशीर इलाज सुरू केला आहे Persons concerned in cases pending at beginning of the year namely under trial or against whom processes had issued | ज्यांचेविरुद्ध कारवाई सुरू केली आहे अशा व्यक्ती Persons against whom process had issued | तक्रारीवरून दंडाधिकाऱ्यांनी स्वतः घेतलेल्या दखलीमुळे किंवा पोलीसांकडून मिळालेल्या माहितीवरून On magis- trate's own notion or information from the police | पळून गेल्यामुळे किंवा दाळल्यामुळे या वर्षात ज्यांना अटक झाली नाही अशा व्यक्ति आणि ज्यांचे- विरुद्ध वर्ष- अखेरीस कायदेशीर इलाज चालू होता अशा व्यक्ती Persons not arrested because they absconded or evaded, arrest or failed to comply with summons during the year and persons against whom processes were outstan- ding at the end of the year | न्यायालयापुढे हजर झालेल्या व्यक्ति Persons who appeared before Courts | हजर झालेल्या व मुक्त केलेल्या व्यक्ति Persons discharged after appearance without trial | मुनावणी झालेल्या व्यक्ती Persons tried | निर्दोषी ठर- विलेल्या किंवा मुक्त केलेल्या Acquitted or discharged | गुन्हा शाबीत झालेल्या Convicted | वर्षअखेर मुनावणी चालू असलेल्या व्यक्ती Persons under trial at the close of the year | सोडलेल्या, सामोपचाराने मिटवलेल्या किंवा काढून घेतलेल्या, प्रकरणातील व्यवृत्ती व मुनावणी चालू असतांना मेलेल्या, निसटून गेलेल्या किंवा वेड लाग- लेल्या व्यक्ती Number concerned in cases abandoned or com- pounded or withdrawn and number who died, escaped or became in- sane during the trial | हजर होण्याआधीच मेलेल्या निसटून गेलेल्या किंवा बदली करण्यात आलेल्या व्यक्ती No. of persons died, escaped or were transferred before appearance | Offences |
|-----------------------------|--|--------------------|---|--|--|--|--|---|--|---|---------------------------------------|--|--|--|----------|
| (1) | (2) | (3) | (4) | (5) | (6) | (7) | (8) | (9) | (10) | (11) | (12) | (13) | (14) | (2) | |
| | वर्ग एक | | | | | | | | | | | | | | |
| 1 | सार्वजनिक शांतता, सुरक्षितता व न्याय पातळीवरील गुन्हे. | 1982-83 1983-84 | 40 30 | 30 17 | | | 70 47 | | 28 17 | 7 11 | 30 19 | | 5 .. | Class I— Offences against the State, public tranquillity, safety and justice. | |
| | वर्ग दोन | | | | | | | | | | | | | | |
| 2 | व्यक्तिसंबंधी गंभीर गुन्हे | 1982-83 1983-84 | | | | | | | | | | | | Class II— Serious offences against the per- son. | |

| | | | | | | | | | | | | | | |
|---|--|--------------------|------------------|------------------|----------|----------|------------------|----------|------------------|------------------|------------------|----------|-----------------|--|
| 3 | वर्ग तीन मिळकतीसंबंधी गंभीर गुन्हे | 1982-83 1983-84 | 2 5 | 11 1 | | | 13 6 | | 6 .. | .. 2 | 5 2 | | 2 .. | <i>Class III—</i> Serious offences against the property. |
| 4 | वर्ग चार व्यक्तिसंबंधी गौण गुन्हे | 1982-83 1983-84 | 487 595 | 1,197 376 | | | 1,684 971 | 7 11 | 658 421 | 203 44 | 595 463 | | 221 32 | <i>Class IV—</i> Minor offences against the person. |
| 5 | वर्ग पाच मिळकतीसंबंधी गौण गुन्हे | 1982-83 1983-84 | 428 181 | 700 292 | | | 1,128 473 | 16 4 | 612 203 | 271 44 | 181 220 | | 48 2 | <i>Class V—</i> Minor offences against the property. |
| 6 | वर्ग सहा वरून उल्लेखिलेले गुन्हे | 1982-83 1983-84 | 1,350 1,141 | 7,662 3,189 | | | 9,012 4,330 | 6 .. | 4,607 2,356 | 3,016 789 | 1,141 862 | | 242 323 | <i>Class VI—</i> Offences not specified above |
| 7 | वर्ग सात इतर विशेष किंवा स्थानिक कायद्याबाबत घडलेले किंवा पोली-सांनी दखल घेण्यासारखे गुन्हे | 1982-83 1983-84 | 33,518 29,311 | 53,804 38,997 | | | 87,322 68,308 | | 31,843 25,863 | 14,824 11,219 | 29,311 22,814 | | 11,344 8,412 | <i>Class VII</i> Offences under other special or local laws and cognizable by police. |
| | एकूण | 1982-83 1983-84 | 35,825 31,263 | 63,404 42,872 | | | 99,229 74,135 | 29 15 | 37,754 28,860 | 18,321 12,109 | 31,263 24,380 | | 11,862 8,771 | Grand Total |

आधार.—पोलीस आयुक्त यांचे कार्यालय, महाराष्ट्र शासन, मुंबई.

Source.—Office of the Commissioner of Police, Government of Maharashtra, Bombay.

9. सामाजिक संरक्षण आणि सामाजिक सुरक्षा/SOCIAL SECURITY AND SOCIAL DEFENCE

पोलीस गुन्हे व न्याय/Police Crimes and Judicial

पोलीस/Police

तक्ता क्रमांक/TABLE No. 9.7 (23.7)

बृहन्मुंबईतील व महाराष्ट्र राज्यातील (बृहन्मुंबई वगळून) चोरीस गेलेली व परत मिळालेली मालमत्ता
Property stolen and recovered in Greater Bombay and in Maharashtra State (excluding Greater Bombay)

| क्रमांक Serial No. | गुन्हे | वर्ष Year | मालमत्ता चोरीस गेलेली प्रकरणे (संख्या) Cases in which property was stolen (No.) | चोरीची मालमत्ता परत मिळालेली प्रकरणे (संख्या) Cases in which property was recovered (No.) | चोरीस गेलेल्या मालमत्तेची किंमत (रु. '०००) Amount of property stolen ('000 Rs.) | परत मिळालेल्या मालमत्तेची किंमत (रु. '०००) Amount of property recovered ('000 Rs.) | Offences |
|---|---|--------------|---|---|---|--|--|
| (1) | (2) | (3) | (4) | (5) | (6) | (7) | (8) |
| बृहन्मुंबई | | | | | | | Greater Bombay— |
| दखलपात— | | | | | | | Cognizable— |
| 1 | चोरी | 1982-83 | 17,661 | 4,225 | 1,64,352 | 68,360 | Theft |
| | | 1983-84 | 16,944 | 4,665 | 1,55,329 | 56,361 | |
| 2 | जबरी चोरी | 1982-83 | 707 | 279 | 18,573 | 7,951 | Robbery |
| | | 1983-84 | 614 | 291 | 12,078 | 6,056 | |
| 3 | दंडनीय विश्वासघात | 1982-83 | 597 | 242 | 20,622 | 4,537 | Criminal breach of trust |
| | | 1983-84 | 514 | 212 | 26,564 | 3,268 | |
| 4 | शासकीय कर्मचारी, बँकात काम करणारे, व्यापारी किंवा दलाल. | 1982-83 | 105 | 44 | 9,867 | 2,268 | Criminal breach of trust by public servant or by bankers, merchant or agent. |
| | | 1983-84 | 195 | 93 | 10,078 | 1,609 | |
| 5 | चोरीची मालमत्ता बाळगणे | 1982-83 | .. | .. | .. | .. | Possession of stolen property. |
| | | 1983-84 | .. | .. | .. | .. | |
| अदखली— | | | | | | | Non-cognizable— |
| 6 | बळजबरीने लुबाडणे | 1982-83 | .. | .. | .. | .. | Extortion |
| | | 1983-84 | .. | .. | .. | .. | |
| 7 | दंडनीय अफरातफर | 1982-83 | 58 | 29 | 769 | 88 | Criminal misappropriation |
| | | 1983-84 | 448 | 149 | 48,803 | 5,847 | |
| | एकूण | 1982-83 | 19,128 | 4,819 | 2,14,182 | 83,205 | Grand Total |
| | | 1983-84 | 18,715 | 5,410 | 2,52,852 | 73,541 | |
| महाराष्ट्र राज्य (बृहन्मुंबई वगळून)— | | | | | | | Maharashtra State (excluding Greater Bombay) Cognizable— |
| दखलपात— | | | | | | | Theft |
| 1 | चोरी | 1982-83 | 55,647 | 18,003 | 1,04,974 | 30,536 | |
| | | 1983-84 | 51,092 | 17,483 | 1,28,007 | 23,785 | |
| 2 | जबरी चोरी | 1982-83 | 3,450 | 1,326 | 9,844 | 3,246 | Robbery |
| | | 1983-84 | 3,131 | 1,314 | 9,805 | 3,303 | |
| 3 | दंडनीय विश्वासघात | 1982-83 | 1,316 | 535 | 21,483 | 2,270 | Criminal breach of trust |
| | | 1983-84 | 1,341 | 444 | 42,992 | 5,391 | |
| 4 | शासकीय कर्मचारी, बँकात काम करणारे, व्यापारी किंवा दलाल यांनी केलेला दंडनीय विश्वासघात | 1982-83 | 518 | 151 | 4,921 | 385 | Criminal breach of trust by public servant or by bankers, merchants or agents. |
| | | 1983-84 | 361 | 68 | 5,603 | 301 | |
| 5 | चोरीची मालमत्ता बाळगणे | 1982-83 | 5 | 6 | 14 | 19 | Possession of stolen property |
| | | 1983-84 | 65 | 43 | 112 | 63 | |
| अदखली— | | | | | | | Non-cognizable— |
| 6 | बळजबरीने लुबाडणे | 1982-83 | .. | .. | .. | .. | Extortion |
| | | 1983-84 | .. | .. | .. | .. | |
| 7 | दंडनीय अफरातफर | 1982-83 | .. | .. | .. | .. | Criminal misappropriation |
| | | 1983-84 | .. | .. | .. | .. | |
| | एकूण | 1982-83 | 60,936 | 20,021 | 1,41,236 | 36,456 | Grand Total |
| | | 1983-84 | 55,990 | 19,352 | 1,86,518 | 32,841 | |

आधार.—(१) पोलीस आयुक्त यांचे कार्यालय व (२) पोलीस महासंचालक यांचे कार्यालय, महाराष्ट्र शासन, मुंबई.

Source.—(i) Office of the Commissioner of Police and (ii) Office of the Director-General of Police, Government of Maharashtra, Bombay.

तक्ता क्रमांक/TABLE No. 9:8 (23:8)

9. सामाजिक संरक्षण आणि सामाजिक सुरक्षा/SOCIAL SECURITY AND SOCIAL DEFENCE

पोलीस, गुन्हे व न्याय/Police Crimes and Judicial

पोलीस/Police

तक्ता क्रमांक/TABLE No. 9-8 (23.8)

महाराष्ट्र राज्यातील वखलपात्र गुन्हे (रेल्वेधरून परंतु बृहन्मुंबई वगळून)—भाग १
Cognizable crimes in Maharashtra State (including Railway but excluding Greater Bombay)—I art I

P/C

| अनु क्रमांक Serial No. | गुन्हे | तपासावर शिल्लक असलेल्या आदल्या वर्षांतल्या गुन्हांची संख्या Number of cases pending investigation from the previous year | | वर्षात दाखल झालेली प्रकरणे Number of cases reported during the year | | तपासणी न झालेली किंवा तपासणीस नकार दिलेली प्रकरणे Number of cases not investigated or in which investigation was refused. | | वस्तुस्थितीतील किंवा कायद्यातील चुकीमुळे जी प्रकरणे खोटी किंवा दखलपात्र नसलेली घोषित केलेली प्रकरणे Number of cases declared false due to mistake of facts or law, or non-cognizable | | वर्षभरात दोषारोपपत्र देण्यात आलेली प्रकरणे Cases in which charge-sheets were laid during the year | | वर्षभरात दोषारोपपत्र देण्यात न आलेली परंतु तपास पूर्ण करून अंतिम अहवाल सादर करण्यात आलेली प्रकरणे Cases in which charge-sheets were not laid but investigation completed and final report submitted during the year | | वर्ष अखेरीस तपासावर शिल्लक असलेली प्रकरणे Cases pending investigation at the end of the year | | Offences |
|------------------------------|--|---|-------|--|--------|--|-----|---|------|--|--------|--|--------|---|-------|--|
| | | (a) | (b) | (a) | (b) | (a) | (b) | (a) | (b) | (a) | (b) | (a) | (b) | (a) | (b) | |
| (1) | (2) | (3) | (4) | (5) | (6) | (7) | (8) | (9) | (10) | (11) | (12) | (13) | (14) | (15) | (16) | (17) |
| 1 | वखलपात्र गुन्हात मदत करणे | 22 | 7 | 6 | 3 | .. | .. | .. | 1 | 14 | 7 | 7 | .. | 7 | 2 | Abetment of cognizable offences. |
| 2 | वखलपात्र गुन्हाबाबत कट करणे | 5 | 5 | 1 | 7 | .. | .. | .. | .. | 1 | 2 | .. | 4 | 5 | 6 | Cognizable criminal conspiracy. |
| 3 | वर्ग एक— सार्वजनिक शांतता, सुस्थिती व न्याय हा बाबतीतील गुन्हे. | 1,368 | 1,092 | 9,569 | 9,315 | 5 | .. | 274 | 227 | 9,051 | 8,810 | 516 | 579 | 1,090 | 850 | Class I— Offences against the State, public tranquillity, safety and justice. |
| 4 | वर्ग दोन— व्यक्तिविषयक गंभीर गुन्हे | 4,236 | 3,946 | 32,624 | 32,626 | 23 | 20 | 971 | 856 | 29,430 | 29,797 | 2,483 | 2,448 | 3,937 | 3,434 | Class II— Serious offences against persons. |
| 5 | वर्ग तीन— व्यक्ति आणि मालमत्ता-विषयक किंवा फक्त मालमत्ताविषयक गंभीर गुन्हे. | 4,311 | 3,623 | 21,340 | 20,371 | 15 | 6 | 970 | 705 | 9,705 | 9,525 | 11,348 | 10,753 | 3,610 | 2,998 | Class III— Serious offences against persons and property or against property only |

| | | | | | | | | | | | | | | | | |
|-----------------|---|----------|----------|----------|----------|--------|--------|-------|-------|----------|----------|--------|--------|----------|----------|--|
| 6 | वर्ग चार— व्यक्तिविषयक किरकोळ गुन्हे | 1,272 | 1,068 | 8,324 | 7,978 | 2 | 7 | 211 | 184 | 7,301 | 7,170 | 1,009 | 750 | 1,067 | 934 | Class IV— Minor offences against persons. |
| 7 | वर्ग पाच— मालमत्ताविषयक किरकोळ गुन्हे | 11,111 | 8,873 | 52,666 | 48,150 | 99 | 58 | 1,291 | 1,098 | 23,743 | 22,951 | 29,784 | 25,826 | 8,834 | 7,071 | Class V— Minor offences against property. |
| 8 | वर्ग षट्ठा— वर म नांदलेले इंडियन पिपल कोडखालील इतर गुन्हे. | 1,453 | 1,189 | 6,521 | 7,077 | .. | 1 | 66 | 84 | 6,118 | 6,641 | 612 | 569 | 1,188 | 970 | Class VI— Other offences under I.P.C. not mentioned above. |
| एकूण—(एक ते आठ) | | 23,788 | 19,803 | 1,31,051 | 1,25,527 | 144 | 92 | 3,783 | 3,155 | 35,363 | 84,903 | 45,759 | 40,929 | 19,738 | 16,265 | Sub-Total (1 to 8) |
| 9 | वर समूह न केलेले इतर गुन्हे— | | | | | | | | | | | | | | | Other offences not specified above— |
| | (१) विशेष किंवा स्थानिक कायद्याखालील दखत-पास ठरवलेले गुन्हे. | 2,22,621 | 2,14,975 | 2,30,281 | 2,37,026 | 11,471 | 11,372 | 344 | 226 | 2,14,623 | 2,27,586 | 13,889 | 51,356 | 2,12,572 | 1,61,456 | (i) Offences under special and local laws declared to be cognizable. |
| | (२) भो. एच. ओ. अर, १९४७ या कायद्याखालील गुन्हे. | .. | .. | .. | .. | .. | .. | .. | .. | .. | .. | .. | 85 | .. | .. | (ii) Offences under B. H. O. R. Act, 1947. |
| एकूण | | 2,46,409 | 2,34,778 | 2,61,332 | 3,62,553 | 11,615 | 11,464 | 4,127 | 3,381 | 2,99,986 | 3,12,489 | 59,648 | 92,225 | 2,32,310 | 1,77,721 | Grand Total |

a=1982 b=1983

तबता क्रमांक/TABLE No. 9.8- (23-8) - contd.

| अनुक्रमांक Serial No. | गुन्हे | न्यायालयात काम चालू असलेली गेल्या वर्षातील प्रकरणे Cases pending trial at Court from the previous year | | चालू वर्षात न्यायालयात पाठविलेली प्रकरणे Cases sent to Court for trial during the year | | न्यायालयात सामोपचाराने मिटलेली, काढून घेतलेली किंवा अन्यथा निकालात काढलेली (गुन्हास मदत केल्याचे (गुन्हे घडून) प्रकरणे) Cases compounded or withdrawn or otherwise disposed of by Courts (including abetting, etc.) | | | | निर्दोष सुटलेली प्रकरणे Cases acquitted | | गुन्हा शाबित झालेली प्रकरणे Cases convicted | | वर्षाभेरीस न्यायालयात चालू असलेली प्रकरणे Cases pending trial at Court at the end of the year | | वर्ग केलेली प्रकरणे Transferred | | Offences |
|-----------------------------|---|---|--------|---|--------|--|-------|------|------|--|-------|--|-------|--|--------|------------------------------------|------|---|
| | | (a) | (b) | (a) | (b) | (a) | (b) | (a) | (b) | (a) | (b) | (a) | (b) | (a) | (b) | (a) | (b) | |
| (1) | (2) | (17) | (18) | (19) | (20) | (21) | (22) | (23) | (24) | (25) | (26) | (27) | (28) | (29) | (30) | (31) | (32) | (2) |
| 1 | दख ठपात्र गुन्हास मदत करणे. | 51 | 59 | 14 | 7 | .. | 1 | .. | 5 | 3 | 6 | 3 | 3 | 59 | 51 | .. | .. | Abetment of cognizable offences. |
| 2 | दख ठपात्र गुन्हाबाबत कट करणे. | 3 | 3 | 1 | 2 | .. | .. | .. | .. | .. | .. | 1 | .. | 3 | 5 | .. | .. | Cognizable criminal conspiracy. |
| | वर्ग एक— | | | | | | | | | | | | | | | | | Class I— |
| 3 | सार्वजनिक शांतता, सुरक्षितता व न्याय ह्या बाबतीतील गुन्हे. | 15,845 | 19,035 | 9,051 | 8,810 | 999 | 905 | 146 | 170 | 1,677 | 2,093 | 3,039 | 3,264 | 19,035 | 21,413 | 1 | 1 | Offences against the State, public tranquility, safety, and justice. |
| | वर्ग दोन— | | | | | | | | | | | | | | | | | Class II— |
| 4 | व्यक्तीविषयक गंभीर गुन्हे. | 62,467 | 71,289 | 29,430 | 29,797 | 7,417 | 7,421 | 340 | 362 | 7,755 | 7,939 | 5,096 | 4,552 | 71,289 | 80,812 | 16 | 17 | Serious offences against persons. |
| | वर्ग तीन— | | | | | | | | | | | | | | | | | Class III— |
| 5 | व्यक्ती आणि मालमत्ता-विषयक किंवा फक्त मालमत्ताविषयक गंभीर गुन्हे. | 28,917 | 30,621 | 9,705 | 9,525 | 1,256 | 944 | 88 | 107 | 4,068 | 4,326 | 2,589 | 2,716 | 30,621 | 32,053 | 3 | 7 | Serious offences against persons and property or against property only. |
| | वर्ग चार— | | | | | | | | | | | | | | | | | Class IV— |
| 6 | व्यक्तिविषयक किरकोळ गुन्हे. | 17,797 | 19,458 | 7,301 | 7,170 | 1,327 | 1,137 | 94 | 110 | 2,041 | 2,019 | 2,178 | 1,736 | 19,458 | 21,626 | 6 | 1 | Minor offences against persons. |
| | वर्ग पाच— | | | | | | | | | | | | | | | | | Class V— |
| 7 | मालमत्ताविषयक किरकोळ गुन्हे. | 73,550 | 76,940 | 23,743 | 22,951 | 3,224 | 2,694 | 590 | 608 | 7,614 | 8,306 | 8,925 | 7,656 | 76,940 | 79,627 | 26 | 19 | Minor offences against property. |

| | | | | | | | | | | | | | | | | | | Class VI— |
|-----------------|---|----------|----------|----------|----------|--------|--------|-------|-------|--------|--------|----------|----------|----------|----------|-----|-----|--|
| 8 | बर्ग सहा— बर न नोदिले इंडियन पिनल कोडखालील इतर गुन्हे. | 11,151 | 12,786 | 6,118 | 6,641 | 299 | 443 | 55 | 83 | 1,546 | 1,441 | 2,583 | 2,666 | 12,786 | 14,794 | 1 | 1 | Other offences under I. P. C. not mentioned above. |
| एकूण—(एक ते आठ) | | 2,09,781 | 2,30,191 | 85,363 | 84,903 | 14,522 | 13,545 | 1,313 | 1,445 | 24,704 | 26,130 | 24,414 | 22,593 | 2,30,191 | 2,50,381 | 52 | 46 | Sub-Total (1 to 8) |
| 9 | बर नमूद न केलेले इतर गुन्हे. | | | | | | | | | | | | | | | | | Other offences not specified above— |
| (१) | विशेष किंवा स्थानिक कायद्याखालील दखल- पात्र ठरवलेले गुन्हे. | 2,57,223 | 2,89,819 | 2,14,623 | 2,27,586 | 224 | 313 | 5,391 | 6,236 | 43,914 | 52,063 | 1,32,498 | 1,40,386 | 2,89,819 | 3,18,407 | 3 | 5 | (i) Offences under special and local laws declared to be cognizable. |
| (२) | बी. एच. ओ. आर., १९४७ या कायद्या- खालील गुन्हे. | ... | ... | ... | ... | ... | ... | ... | ... | ... | ... | ... | ... | ... | ... | ... | ... | (ii) Offences under B. H. O. R. Act, 1947. |
| एकूण | | 4,67,004 | 5,20,010 | 2,99,986 | 3,12,489 | 14,746 | 13,858 | 6,704 | 7,681 | 68,618 | 78,193 | 1,56,912 | 1,62,979 | 5,20,010 | 5,68,788 | 55 | 51 | Grand Total |

a=1982 b=1983

भाषार.—पोलीस महासंचालक यांचे कार्यालय, महाराष्ट्र शासन, मुंबई.

Source.—Office of the Director-General of Police, Government of Maharashtra, Bombay.

9. सामाजिक संरक्षण आणि सुरक्षा (पोलिस गुन्हे व न्याय) /

पोलीस/

तक्ता क्रमांक/

महाराष्ट्र राज्यातील दखलपात्र गुन्हे (रेल्वे घडून व म्हणुम्बई वगळून) —भाग दोन/

| अनुक्रमांक Serial No. | गुन्हे Offences | गेल्या वर्षीपासून प्रकरणांची चौकशी चालू असतांना ज्या व्यक्ती कैदेत आहेत किंवा जामिनावर सुटल्या आहेत अशांची संख्या Number of persons in custody or on bail during the stage of investigation pending from previous year | | वर्षभरात अटक केलेल्या व्यक्ती Number of persons arrested during the year | | सुनावणीपूर्वी पोलिसांनी किंवा दंडाधिकार्यांनी मुक्त केलेल्या व्यक्ती Persons discharged by Police or by Magistrate before trial | | वर्षभरात आरोपपत्र दाखल केले आहेत अशा व्यक्ती Number of persons in whose cases charge sheets were called during the year | | वर्ष अखेरीस प्रकरणांची चौकशी चालू असतांना ज्या व्यक्ती कैदेत आहेत किंवा जामिनावर सुटल्या आहेत अशांची संख्या Number of persons in custody or on bail pending investigation at the end of the year | | ज्यांच्यावरील प्रकरणांची कोर्टातील सुनावणी गेल्यावर्षीपासून चालू आहे अशा व्यक्तींची संख्या Number of persons at trial in court pending from the previous year | |
|-----------------------------|--|--|----------|--|----------|---|--------|---|----------|---|----------|--|----------|
| | | 1982 | 1983 | 1982 | 1983 | 1982 | 1983 | 1982 | 1983 | 1982 | 1983 | 1982 | 1983 |
| (1) | (2) | (3) | (4) | (5) | (6) | (7) | (8) | (9) | (10) | (11) | (12) | (13) | (14) |
| 1 | दखलपात्र गुन्ह्यात साथ देणे .. | 8 | .. | 21 | 11 | 2 | .. | 27 | 11 | .. | .. | 177 | 186 |
| 2 | दखलपात्र गुन्ह्याविषयी कट करणे .. | 6 | 1 | .. | 3 | .. | .. | 5 | 3 | 1 | 1 | 8 | 10 |
| | वर्ग एक— | | | | | | | | | | | | |
| 3 | सार्वजनिक शांतता, सुरक्षितता व न्याय याबाबतीतील गुन्हे. | 5,808 | 4,236 | 54,962 | 52,074 | 500 | 806 | 56,034 | 51,823 | 4,236 | 3,681 | 1,26,033 | 1,45,605 |
| | वर्ग दोन— | | | | | | | | | | | | |
| 4 | व्यक्तिविषयक गंभीर गुन्हे .. | 4,053 | 3,898 | 55,023 | 55,505 | 707 | 566 | 54,469 | 55,192 | 3,898 | 3,641 | 1,11,707 | 1,28,900 |
| | वर्ग तीन— | | | | | | | | | | | | |
| 5 | व्यक्ती आणि मालमत्ताविषयक किंवा फक्त मालमत्ताविषयक गंभीर गुन्हे. | 2,227 | 1,804 | 23,304 | 22,218 | 2,431 | 1,941 | 21,296 | 20,346 | 1,804 | 1,735 | 59,746 | 65,104 |
| | वर्ग चार— | | | | | | | | | | | | |
| 6 | व्यक्तिविषयक किरकोळ गुन्हे .. | 1,128 | 3,903 | 13,016 | 12,144 | 59 | 103 | 13,182 | 12,446 | 903 | 498 | 33,564 | 36,303 |
| | वर्ग पाच— | | | | | | | | | | | | |
| | मालमत्ताविषयक किरकोळ गुन्हे. | 3,581 | 3,038 | 44,116 | 43,732 | 2,098 | 2,125 | 42,558 | 42,309 | 3,038 | 2,333 | 1,29,363 | 1,34,709 |
| | वर्ग सहा— | | | | | | | | | | | | |
| 8 | वर न नोंदलेले इंडियन पीनल कोड खालील इतर गुन्हे. | 829 | 1,021 | 7,944 | 8,428 | 56 | 69 | 7,696 | 8,672 | 1,021 | 708 | 13,588 | 15,889 |
| | एकूण—(१ ते ८) | 17,640 | 14,901 | 1,98,386 | 1,94,115 | 5,853 | 5,610 | 1,95,267 | 1,90,802 | 14,901 | 12,597 | 4,74,186 | 5,26,706 |
| | 9 वर न नमूद केलेले इतर गुन्हे— | | | | | | | | | | | | |
| | (१) विशेष व स्थानिक कायद्याखाली दखलपात्र ठरलेले गुन्हे. | 3,20,965 | 3,18,339 | 2,80,284 | 2,73,486 | 9,114 | 42,490 | 2,73,821 | 2,83,052 | 3,18,313 | 2,66,278 | 3,49,719 | 3,90,882 |
| | (२) १९४९ च्या बी. एच. ओ. आर. कायद्याखालील गुन्हे. | .. | .. | .. | .. | .. | .. | .. | .. | .. | .. | .. | .. |
| | एकूण | 3,38,605 | 3,33,240 | 4,78,670 | 4,67,601 | 14,967 | 48,100 | 4,69,088 | 4,73,854 | 3,33,214 | 2,78,875 | 8,23,905 | 9,17,588 |

आधार.—पोलीस महासंचालक, महाराष्ट्र शासन, मुंबई, यांचे कार्यालय.

SOCIAL SECURITY AND SOCIAL DEFENCE (POLICE CRIMES AND JUDICIAL)

Police

TABLE No. 9-9 (23-9)

Cognizable crimes in Maharashtra State (Including Railways but excluding Greater Bombay)— Part II

| ज्यांच्यावरील प्रकरणे कोर्टापुढे सुनावणीसाठी या वर्षात सादर केली अशा व्यक्तींची संख्या Number of persons whose cases were put to court for trial during the year | | ज्यांची प्रकरणे सामोपचाराने मिटविली किंवा काढून घेतली किंवा गुन्ह्यात साध देणे वगैरे आरोप घेऊन असलेल्या प्रकरणांचा अन्य निकाल लावला आहे अशा व्यक्ती Number of persons against whom cases were compounded or withdrawn or whose cases were otherwise disposed of including abetting, etc. | | | | शिक्सा झालेल्या व्यक्ती Number of persons convicted | | निर्दोषी ठरविलेल्या किंवा मुक्त केलेल्या व्यक्ती Number of persons acquitted or discharged | | ज्या व्यक्तींची कोर्टापुढे सुनावणी चालू असताना ज्या कैदेत आहेत किंवा जामिनावर सुटल्या आहेत अशा व्यक्तींची वर्षाखेरीची संख्या Number of persons in custody or on bail pending trial in courts at the end of the year | | वर्ग केलेली प्रकरणे Transferred | | Offences |
|---|----------|---|--------|--------|--------|--|----------|---|----------|--|----------|------------------------------------|------|---|
| 1982 | 1983 | 1982 | 1983 | 1982 | 1983 | 1982 | 1983 | 1982 | 1983 | 1982 | 1983 | 1982 | 1983 | (2) |
| (15) | (16) | (17) | (18) | (19) | (20) | (21) | (22) | (23) | (24) | (25) | (26) | (27) | (28) | (2) |
| 27 | 11 | .. | 6 | .. | 50 | 4 | 17 | 14 | 18 | 186 | 106 | .. | .. | Abetment of cognizable offences. |
| 5 | 3 | .. | .. | .. | .. | 3 | .. | .. | .. | 10 | 13 | .. | .. | Cognizable criminal conspiracy. |
| 56,034 | 51,823 | 7,513 | 6,821 | 2,188 | 2,673 | 14,581 | 15,219 | 12,180 | 16,554 | 1,56,161 | 1,45,605 | .. | .. | Class I— Offences against the State, public tranquility, safety and justice. |
| 54,469 | 55,192 | 13,929 | 14,055 | 669 | 404 | 8,538 | 7,896 | 14,140 | 15,646 | 1,46,091 | 1,28,900 | 2 | 4 | Class II— Serious offences against the persons. |
| 21,296 | 20,346 | 2,398 | 1,899 | 154 | 163 | 5,161 | 5,100 | 8,225 | 9,297 | 65,104 | 68,991 | .. | .. | Class III— Serious offences against persons and property or against property only. |
| 13,182 | 12,446 | 2,900 | 2,591 | 181 | 267 | 3,488 | 2,789 | 3,874 | 4,448 | 36,303 | 38,654 | .. | .. | Class IV— Minor offences against persons. |
| 42,558 | 42,309 | 6,223 | 5,781 | 726 | 887 | 14,725 | 14,989 | 15,538 | 16,459 | 1,38,902 | 1,34,709 | 3 | 3 | Class V— Minor offences against property. |
| 7,696 | 8,672 | 370 | 565 | 83 | 104 | 2,975 | 3,055 | 1,967 | 2,191 | 15,889 | 18,646 | .. | .. | Class VI— Other offences under I.P.C. not mentioned above. |
| 1,95,267 | 1,90,802 | 33,333 | 31,718 | 4,001 | 4,548 | 49,475 | 49,065 | 55,938 | 64,613 | 5,67,564 | 5,26,706 | 5 | 7 | Sub-Total (1 to 8) |
| 2,73,821 | 2,83,052 | 181 | 1,190 | 6,900 | 9,199 | 1,85,039 | 65,112 | 66,732 | 4,11,774 | 1 | 5 | .. | .. | Other offences not specified above— (i) Offences against special and local laws declared to be cognizable. (ii) Offences under B.H. O.R. Act, 1949. |
| 4,69,088 | 4,73,854 | 33,514 | 32,908 | 10,901 | 13,747 | 2,34,104 | 1,21,050 | 1,31,345 | 9,79,338 | 6 | 12 | .. | .. | Grand Total |
| | | | | | | 2,69,940 | 1,21,050 | 9,17,588 | | | | | | |

Source.—Office of the Director General of Police, Government of Maharashtra, Bombay.

9. सामाजिक संरक्षण आणि सामाजिक सुरक्षा/SOCIAL SECURITY AND SOCIAL DEFENCE

पोलीस गुन्हे व न्याय/Police Crimes and Judicial

पोलीस/Police

तक्ता क्रमांक/TABLE No. 9.10 (23-10)

महाराष्ट्र राज्यातील पोलीस ठाणी व पोलीसांची संख्या (रेल्वे घटक व बृहन्मुंबई वगळून)
Police Stations and police force in Maharashtra State (Including Railways but excluding Greater Bombay)

| अनुक्रमांक Serial No. | जिल्हा (2) | पोलीस ठाणी Number of Police Stations | | बाउट पोस्ट Number of out posts | | हंगामी घटक एकूण पोलीसांची संख्या Strength of police including temporary force | | चौकशी झालेले एकूण दखलपात गुन्हे Total Number of cognizable crimes investigated | | District (2) |
|--------------------------|---------------|---|-----|-----------------------------------|-----|--|--------|--|----------|-------------------|
| | | (a) | (b) | (a) | (b) | (a) | (b) | (a) | (b) | |
| (1) | (2) | (3) | (4) | (5) | (6) | (7) | (8) | (9) | (10) | (2) |
| 1 | ठाणे (घा.) | 23 | 23 | 38 | 39 | 1,879 | 1,928 | 8,059 | 12,777 | Thane (Rural) |
| 2 | रायगड | 23 | 24 | 29 | 29 | 1,672 | 1,840 | 8,963 | 7,336 | Raigad |
| 3 | रत्नागिरी | 12 | 12 | 19 | 21 | 1,094 | 1,092 | 3,191 | 2,839 | Ratnagiri |
| 4 | सिंधुदुर्ग | 8 | 8 | 19 | 20 | 631 | 723 | 1,546 | 1,917 | Sindhudurg |
| 5 | नाशिक | 38 | 38 | 39 | 39 | 2,998 | 3,137 | 16,901 | 17,368 | Nashik |
| 6 | धुळे | 21 | 24 | 27 | 27 | 1,869 | 2,209 | 9,216 | 11,958 | Dhule |
| 7 | जळगाव | 28 | 29 | 32 | 31 | 2,377 | 2,544 | 13,702 | 15,212 | Jalgaon |
| 8 | अहमदनगर | 21 | 21 | 36 | 36 | 1,867 | 1,892 | 11,633 | 10,830 | Ahmednagar |
| 9 | पुणे (घा) | 26 | 26 | 48 | 48 | 1,648 | 1,760 | 11,668 | 8,749 | Pune (Rural) |
| 10 | सतारा | 23 | 24 | 28 | 27 | 2,056 | 2,075 | 6,082 | 5,390 | Satara |
| 11 | सांगली | 18 | 18 | 25 | 25 | 1,510 | 1,591 | 5,345 | 4,731 | Sangli |
| 12 | सोलापूर | 23 | 23 | 32 | 34 | 2,329 | 2,399 | 18,839 | 24,429 | Solapur |
| 13 | कोल्हापूर | 24 | 24 | 24 | 21 | 1,949 | 1,915 | 9,149 | 9,958 | Kolhapur |
| 14 | औरंगाबाद | 23 | 23 | 13 | 13 | 1,627 | 1,641 | 9,147 | 8,492 | Aurangabad |
| 15 | जालना | 16 | 16 | 15 | 15 | 655 | 745 | 4,165 | 4,219 | Jalna |
| 16 | परभणी | 26 | 26 | 16 | 16 | 1,357 | 1,396 | 5,935 | 7,284 | Parbhani |
| 17 | बीड | 21 | 21 | 13 | 13 | 1,165 | 1,182 | 5,487 | 5,234 | Beed |
| 18 | नांदेड | 29 | 29 | 23 | 23 | 1,483 | 1,507 | 4,818 | 5,404 | Nanded |
| 19 | उस्मानाबाद | 11 | 14 | 13 | 13 | 1,549 | 927 | 2,859 | 3,006 | Osmanabad |
| 20 | लातूर | 17 | 17 | 17 | 16 | 916 | 962 | 6,452 | 3,675 | Latur |
| 21 | बुलढाणा | 24 | 24 | 13 | 13 | 1,225 | 1,281 | 8,773 | 9,027 | Buldana |
| 22 | अकोला | 27 | 27 | 21 | 22 | 1,904 | 2,135 | 14,947 | 15,949 | Akola |
| 23 | अमरावती | 32 | 32 | 15 | 16 | 2,007 | 2,007 | 18,462 | 17,352 | Amravati |
| 24 | यवतमाळ | 27 | 27 | 18 | 13 | 1,415 | 1,448 | 14,432 | 17,171 | Yavatmal |
| 25 | वर्धा | 13 | 13 | 8 | 8 | 921 | 935 | 8,175 | 9,855 | Wardha |
| 26 | नागपूर (घा) | 22 | 22 | 12 | 13 | 1,261 | 1,463 | 7,608 | 8,110 | Nagpur (Rural) |
| 27 | भंडारा | 19 | 21 | 9 | 11 | 1,327 | 1,424 | 13,974 | 27,816 | Bhandara |
| 28 | चंद्रपूर | 18 | 18 | 17 | 18 | 1,645 | 1,403 | 9,252 | 10,223 | Chandrapur |
| 29 | गडचिरोली | 9 | 9 | 21 | 21 | 5 | 560 | 2,229 | 1,599 | Gadchiroli |
| 30 | मुंबई रेल्वे | 7 | 7 | 3 | 3 | 3,135 | 2,963 | 38,720 | 35,755 | Bombay Rlys. |
| 31 | पुणे रेल्वे | 8 | 8 | 21 | 21 | 1,204 | 1,238 | 3,308 | 3,526 | Pune Rlys. |
| 32 | नागपूर रेल्वे | 14 | 14 | 22 | 21 | 967 | 987 | 2,473 | 2,070 | Nagpur Rlys. |
| 33 | ठाणे शहर | 18 | 18 | 8 | 8 | 4,102 | 4,125 | 19,718 | 39,893 | Thane City. |
| 34 | पुणे शहर | 15 | 15 | 68 | 68 | 4,475 | 4,695 | 23,594 | 23,946 | Pune City |
| 35 | नागपूर शहर | 13 | 13 | 47 | 47 | 3,499 | 3,499 | 16,613 | 16,046 | Nagpur City |
| 36 | इतर | .. | .. | .. | .. | 16,458 | 16,667 | .. | .. | Other Units |
| महाराष्ट्र राज्य | | 697 | 708 | 806 | 809 | 78,181 | 80,295 | 3,64,245 | 4,08,146 | Maharashtra State |

टोप/Note a—as on 31-12-1982 रोजी

b—as on 31-12-1983 रोजी

साधर.—पोलीस महासंचालक यांचे कार्यालय, महाराष्ट्र शासन, मुंबई.

Source.—Office of the Director General of Police, Government of Maharashtra, Bombay.

तक्ता क्रमांक/TABLE No. 9.11 (23.11)

9. सामाजिक संरक्षण आणि सामाजिक सुरक्षा |

(पोलीस, गुन्हे व न्याय) |

पोलीस/

सप्तता क्रमांक/

इंडियन पिनल कोडखाली महाराष्ट्र राज्यात (बृहन्मुंबई धरून) झालेले वखलपात्र गुन्हे (गुन्ह्यांचे प्रयत्न धरून) |

| शुक्रक्रमांक Serial No. | गुन्हे | तिमाही अखेर Quarter ending | | तिमाही अखेर Quarter ending | |
|-------------------------------|---|----------------------------------|-----------|----------------------------------|-----------|
| | | 30-6-1982 | 30-6-1983 | 30-9-1982 | 30-9-1983 |
| (1) | (2) | (3) | (4) | (5) | (6) |
| 1 | दंगल | 1,111 | 1,261 | 1,134 | 949 |
| 2 | नाण्यासंबंधीचे गुन्हे | 1 | 1 | .. | .. |
| 3 | चलन व बँक नोटा संबंधीचे गुन्हे | 33 | 6 | 34 | 18 |
| 4 | खून | 527 | 530 | 473 | 483 |
| 5 | सदोष मनुष्यवध (परंतु खून या संज्ञतत अंतर्भूत नसलेले). | 40 | 5 | 41 | 4 |
| 6 | भादक पदार्थाचा व्यापार | 11 | 9 | 14 | 3 |
| 7 | पैशाच्या हेतूने किंवा इतर कारणा- करिता माणसाना पळवून नेणे. | 235 | 196 | 214 | 189 |
| 8 | दरोडा किंवा त्याकरिता एकत्र होणे | 157 | 412 | 219 | 170 |
| 9 | चोरी, लूट | 895 | 850 | 937 | 841 |
| 10 | घरफोडी | 3,850 | 3,815 | 4,484 | 4,427 |
| 11 | फसवणूक | 490 | 530 | 567 | 633 |
| 12 | विश्वासघात | 592 | 587 | 696 | 629 |
| 13 | एकूण चोऱ्या.— | 14,033 | 12,978 | 14,965 | 13,280 |
| | (अ) तांब्याची तार | 117 | 86 | 30 | 86 |
| | (ब) जनावरे | 436 | 400 | 498 | 482 |
| | (क) सायकली | 1,461 | 1,174 | 1,605 | 1,416 |
| | (ड) मोटारी व सुटे भाग | 995 | 925 | 1,125 | 871 |
| | (इ) पिस्तुले वगैरे | 6 | 2 | .. | .. |
| | (फ) स्फोटक पदार्थ | .. | .. | .. | 1 |
| | (ग) इतर | 10,988 | 10,391 | 11,657 | 10,424 |
| 14 | इतर गुन्हे | 16,297 | 16,704 | 15,285 | 15,818 |
| | एकूण | 38,242 | 37,884 | 39,063 | 37,454 |

अन्वय.—पोलीस महासंचालक यांचे कार्यालय, महाराष्ट्र शासन, मुंबई.

SOCIAL SECURITY AND JUDICIAL SOCIAL DEFENCE

(POLICE AND CRIMES)

Police

TABLE No. 9.11 (23-11)

Cognizable offences (including attempts) under Indian Penal Code in Maharashtra State (Including Greater Bombay)

| तिमाही अखेर Quarter ending | | तिमाही अखेर Quarter ending | | एकूण Total | | Offences |
|----------------------------------|------------|----------------------------------|-----------|---------------|----------|---|
| 31-12-1982 | 31-12-1983 | 31-3-1983 | 31-3-1984 | 1982-83 | 1983-84 | |
| (7) | (8) | (9) | (10) | (11) | (12) | (2) |
| 1,006 | 773 | 855 | 1,041 | 4,106 | 4,024 | Rioting |
| .. | .. | .. | 1 | 1 | 2 | Offences relating to coins |
| 17 | 27 | 7 | 20 | 91 | 71 | Offences relating to currency and bank notes. |
| 484 | 495 | 439 | 471 | 1,923 | 1,979 | Murders |
| 34 | 9 | 40 | 7 | 115 | 35 | Culpable homicide not amounting to murder. |
| 5 | 9 | 10 | 10 | 40 | 31 | Administrating of stupefy- ing drugs. |
| 180 | 188 | 217 | 238 | 846 | 811 | Kidnapping and abduction. |
| 178 | 142 | 163 | 160 | 717 | 884 | Dacoity and preparation of assembly for dacoity. |
| 898 | 796 | 828 | 853 | 3,558 | 3,340 | Robbery |
| 3,848 | 4,047 | 3,573 | 3,674 | 15,755 | 15,963 | House breaking |
| 554 | 527 | 570 | 576 | 2,181 | 2,266 | Cheating |
| 583 | 646 | 598 | 680 | 2,449 | 2,542 | Breach of trust |
| 15,169 | 14,168 | 13,487 | 13,754 | 57,624 | 54,180 | Total thefts— |
| 86 | 88 | 105 | 72 | 388 | 332 | (a) Copper Wire |
| 365 | 403 | 404 | 436 | 1,703 | 1,721 | (b) Cattle |
| 1,489 | 1,445 | 1,592 | 1,425 | 6,147 | 5,460 | (c) Cycles |
| 1,043 | 796 | 917 | 882 | 4,080 | 3,474 | (d) Motor vehicle and accessories. |
| 2 | 2 | 2 | 2 | 10 | 7 | (e) Fire arms |
| .. | .. | .. | 1 | .. | 1 | (f) Explosives |
| 12,184 | 11,434 | 10,467 | 10,936 | 45,296 | 43,185 | (g) Other thefts |
| 15,940 | 15,025 | 15,019 | 16,336 | 62,541 | 63,883 | Other crimes |
| 38,876 | 36,852 | 35,806 | 37,821 | 1,51,987 | 1,50,011 | Total |

Source.—Office of the Director General of Police, Government of Maharashtra, Bombay.

9. सामाजिक संरक्षण आणि सामाजिक सुरक्षा/SOCIAL SECURITY AND SOCIAL DEFENCE

पोलीस गुन्हे व न्याय/Police, Crime and Judicial

(2) न्यायालयीन/JUDICIAL

तक्ता क्रमांक/TABLE No. 9.12 (23.12)

अपील व मूल अधिकारिता वापरणाऱ्या न्यायालयीन अधिकार्यांची संख्या
Number of Judicial officers exercising Appellate and original Jurisdiction in Maharashtra State
(1982)

| दिवाणी/Civil | | | |
|-----------------------------|---|---------------|---|
| अनुक्रमांक Serial No. | दृष्टा | संख्या/Number | Designation |
| (1) | (2) | (3) | (4) |
| 1 | मुख्य न्यायमूर्ती व उच्च न्यायालयातील न्यायाधीश | 47 | Chief Justice and High Court Judges |
| 2 | प्रमुख न्यायाधीश व नगरदिवाणी न्यायालयाचे इतर न्यायाधीश, बृहन्मुंबई. | 31 | Principal Judge and other Judges of the City Civil Court, Bombay. |
| 3 | जिल्हा न्यायाधीश | 27 | District Judges |
| 4 | सह न्यायाधीश | 9 | Joint Judges |
| 5 | सहाय्यक न्यायाधीश (प्रशिक्षणार्थी धरून) | 58 | Assistant Judges (including under training) |
| 6 | लघुवाद न्यायालयाचे न्यायाधीश | 27 | Small-cause Court Judges |
| 7 | दिवाणी न्यायाधीश (वरिष्ठ स्तर) | 53 | Civil Judges (Senior Division) |
| 8 | दिवाणी न्यायाधीश (कनिष्ठ स्तर) | 401 | Civil Judges (Junior Division) |
| 9 | न्याय पंचायत | .. | Nyaya Panchayat |
| फौजदारी/Criminal | | | |
| 1 | मुख्य न्यायमूर्ती व उच्च न्यायालयातील न्यायाधीश | 47 | Chief Justice and High Court Judges |
| 2 | सत्र न्यायाधीश | 27 | Sessions Judges |
| 3 | अप्यर सत्र न्यायाधीश | 84 | Additional Sessions Judges |
| 4 | सहाय्यक सत्र न्यायाधीश | 9 | Assistant Sessions Judges |
| 5 | मुख्य महानगर दंडाधिकारी, मुंबई | 1 | Chief Metropolitan Magistrate, Bombay |
| 6 | अप्यर मुख्य महानगर दंडाधिकारी, मुंबई | 13 | Additional Chief Metropolitan Magistrate, Bombay |
| 7 | जिल्हा दंडाधिकारी | 31* | District Magistrates* |
| 8 | न्याय दंडाधिकारी, प्रथम श्रेणी | 29 | Judicial Magistrates, First Class |
| 9 | न्याय दंडाधिकारी, द्वितीय श्रेणी | 12 | Judicial Magistrates, Second Class |
| 10 | न्याय दंडाधिकारी, तृतीय श्रेणी | .. | Judicial Magistrates, Third Class |
| 11 | कार्यकारी दंडाधिकारी | 293 | Executive Magistrates |
| 12 | महानगर दंडाधिकारी, मुंबई | .. | Metropolitan Magistrate, Bombay |

*ह्यात १५ अपर जिल्हा दंडाधिकाऱ्यांचा समावेश आहे.

These include, 15 Additional District Magistrates also.

आधार.—उच्च न्यायालय, मुंबई ह्यांची वार्षिक न्याय विवरण पत्रे.

Source.—Annual Judicial statements of High Court, Bombay.

१. सामाजिक सुरक्षण आणि सामाजिक सुरक्षा/SOCIAL SECURITY AND SOCIAL DEFENCE

पोलीस गुन्हे व न्याय/Police Crime and Judicial

(2) न्यायालयीन/JUDICIAL

तक्ता क्रमांक/TABLE No. 9.13 (23.13)

महाराष्ट्र राज्यातील न्यायालयीन निर्णय दिलेली, नवीन आलेली व ज्यात दोषारोप केले अशी प्रकरणे
(मुंबई उच्च न्यायालयाचे हद्दीतील)
Number of Cases decided in and receipts and charges of the Courts in the State of Maharashtra
(Territory Subject to the High Court of Bombay)
(1982)

| दिवाणी/Civil | | | | फौजदारी/Criminal | | | |
|-------------------|--------------------------|---------------------|--------------------------|-------------------|--------------------------|---------------------|--------------------------|
| मूळ शाखा/Original | | अपील शाखा/Appellate | | मूळ शाखा/Original | | अपील शाखा/Appellate | |
| नियमित Regular | संकीर्ण Miscellaneous | नियमित Regular | संकीर्ण Miscellaneous | नियमित Regular | संकीर्ण Miscellaneous | नियमित Regular | संकीर्ण Miscellaneous |
| (1) | (2) | (3) | (4) | (5) | (6) | (7) | (8) |
| 1,13,525 | 56,040* | 11,771 | 5,238 | 15,90,678 | 26,462 | 4,644** | 6,864† |

* ह्यात हुकुमनाम्याच्या अंमलबजावणीसाठीचे अर्ज, नादारी साठीचे अर्ज व इतर संकीर्ण प्रकरणांचा समावेश आहे.
Includes all applications for execution of decrees, insolvency applications and other miscellaneous cases.

** ह्यात आरोप सिद्ध झालेली प्रकरणे व फौजदारी अपीलांचा समावेश आहे.
Include confirmation cases and Criminal Appeals.

† ह्यात संकीर्ण बाबतीतील अर्जासहीत फौजदारी प्रक्रिया संहितेखालील सुधारित प्रकरणांचा समावेश आहे.
These are all cases of revision under the Code of Criminal Procedure including miscellaneous applications.

बांधार.—मुंबई उच्च न्यायालयाची वार्षिक न्याय विवरण पत्रे.
Source.—Annual Judicial Statements, High Court, Bombay.

१. सामाजिक संरक्षण आणि सामाजिक सुरक्षा/

पोलीस गुन्हे व न्याय/

(2) न्यायालयीन/

तक्ता क्रमांक/

महाराष्ट्र राज्यातील दिवाणी न्यायालयात दाखल केलेल्या दिवाणी दाव्यांची संख्या, वर्णन व मूल्य/

| अनुक्रमांक Serial No. | न्यायालयाचा दर्जा | दृक्क व इतर बाबतीतील दावे | | | |
|-----------------------------|--|--|--|---|---|
| | | पैसे किंवा बंगम मालमतेसाठी केलेले दावे Suits for money or moveable property | स्वावर मालमते- साठी केलेले दावे Suits for immoveable property | विशिष्ट सुट मिळण्यासाठी केलेले दावे Suit for specific relief | गहाण सता- बाबत दावे Mortgage suits |
| (1) | (2) | (3) | (4) | (5) | (6) |
| 1 | दिवाणी न्यायाधिशांची न्यायालये | 36,500 | 26,488 | 9,282 | 3,218 |
| 2 | लघुवाद न्यायालये | 3,163 | 1,683 | .. | .. |
| 3 | जिल्हा प्रमुख न्यायालयांव्यतिरिक्त जिल्हा न्यायालये. | 600 | 373 | 5 | 88 |
| | एकूण | 40,263 | 28,544 | 9,287 | 3,306 |
| 4 | राज्याच्या मुख्यालयाचे ठिकाण किंवा शासकीय मुख्यालयाचे ठिकाणची न्यायालये. इलाहाबाद लघुवाद न्यायालये, मुंबई. | 7,846 | 6,378 | .. | .. |
| 5 | नगर दिवाणी न्यायालये, मुंबई. | 3,987 | 198 | 4,496 | 1,064 |
| | एकूण | 11,833 | 6,576 | 4,496 | 1,064 |
| | एकूण सर्व | 52,960 | 35,120 | 13,783 | 4,370 |

टीप.—आकडे पूर्णकांत लिहिल्यामुळे स्तंभ (१०) मधील बेरजा जुळणार नाहीत
माघार.—मुंबई उच्च न्यायालयाची वार्षिक न्याय विवरण पत्रे

SOCIAL SECURITY AND SOCIAL DEFENCE

Police crimes and Judicial

JUDICIAL

TABLE No. 9.14 (23.14)

Number, description and value of Civil Suits instituted in the Civil Courts in the State of Maharashtra (1981)

| Title and other suits | | | | |
|--|---------------|--------------------------|--|--|
| इतर (स्तेम ४ ते ६ व्यक्ति- रिक्त) Other suits not falling under any of the preceding heads | एकूण Total | एकूण सर्व Grand total | दाव्याचे एकूण मूल्य (हजार रुपयात) Total value of suits (000 Rs.) | Class of Courts |
| (7) | (8) | (9) | (10) | (2) |
| 9,463 | 48,451 | 84,951 | 4,21,088 | Courts of Civil Judges |
| .. | 1,683 | 4,846 | 8,294 | Small-Cause Courts |
| 2,677 | 3,143 | 3,743 | 30,764 | District Courts other than Chief Courts of Districts |
| 12,140 | 53,277 | 93,540 | 4,60,146 | Total |
| 520 | 6,898 | 14,744 | 60,772 | Courts at the headquarters of the State or seat of Government Presidency Small-Cause Court, Bombay. |
| .. | 5,758 | 9,745 | 66,269 | The City Civil Court, Bombay. |
| 520 | 12,656 | 24,489 | 1,27,041 | Total |
| 12,660 | 65,933 | 1,18,029 | 5,87,187 | Grand Total |

Note.—In the case of Col. (10) Sub totals may not add up to total due to rounding.

Source.—Annual Judicial Statements, High Court, Bombay.

9. सामाजिक संरक्षण आणि सामाजिक सुरक्षा/SOCIAL SECURITY AND SOCIAL DEFENCE

पोलीस गुन्हे व न्याय/Police crimes and Judicial

(2) न्यायालयीन/JUDICIAL

तक्ता क्रमांक/TABLE No. 9.15 (23.15)

महाराष्ट्रातील मूळ शाखेच्या अधिकार क्षेत्रातील दिवाणी प्रकरणांच्या चौकशीचे सर्वसाधारण निकाल
General results of the trial of Civil Cases of original jurisdiction in Maharashtra
(1982)

| अनुक्रमांक Serial No. | नाव | दिवाणी विभाग/Civil Units | | | संकीर्ण प्रकरणे/Miscellaneous Cases | | | Item |
|--------------------------|---|----------------------------------|---|---------------|-------------------------------------|---|---------------|--|
| | | दिवाणी न्यायालये Civil Courts | राज्याचे मुख्यालयाचे ठिकाणी किंवा शासकीय मुख्यालयाचे ठिकाणची न्यायालये Courts at the headquarters of the State or seat of Government | एकूण Total | दिवाणी न्यायालये Civil Courts | राज्याचे मुख्यालयाचे ठिकाणी किंवा शासकीय मुख्यालयाचे ठिकाणची न्यायालये Courts at the headquarters of the State or seat of Government | एकूण Total | |
| (1) | (2) | (3) | (4) | (5) | (6) | (7) | (8) | (2) |
| 1 | न्यायालयाप्रति दाखल झालेले दावे | 3,42,244 | 1,18,081 | 4,60,325 | 68,126 | 8,577 | 76,703 | Number of suits before the Courts. |
| 2 | निकालात काढलेले दावे— (अ) चौकशीशिवाय— | | | | | | | Number of suits disposed of— (a) Without trial— |
| | (१) दिवाणी प्रक्रिया संहितेच्या आदेश नऊ च्या नियम ३ व ८ अन्वये. | 5,891 | 2,861 | 8,752 | 1,979 | 114 | 2,093 | (1) Under order IX, rules 3 and 8, Civil procedure Code. |
| | (२) अन्यथा | 13,893 | 4,395 | 18,288 | 7,286 | 302 | 7,588 | (2) Otherwise |
| | (ब) एकपक्षी | 14,921 | 3,035 | 17,956 | 2,050 | 328 | 2,378 | (b) Ex-parte |
| | (क) मागणीग्राह्य झाल्यामुळे | 5,629 | 2,713 | 8,342 | 1,242 | 18 | 1,260 | (c) On admission of claims |
| | (द) समझोता झाल्यामुळे | 14,094 | 7,303 | 21,397 | 1,649 | 442 | 2,091 | (d) Compromised |
| | (इ) पूर्ण चौकशीअंती— | | | | | | | (e) After full trial— |
| | (१) फिरादीच्या बाजूने निकाल | 17,001 | 1,278 | 18,279 | 4,397 | 184 | 4,581 | (1) Judgment for plaintiff |
| | (२) प्रतिवादीच्या बाजूने निकाल | 6,845 | 646 | 7,491 | 1,166 | 143 | 1,309 | (2) Judgment for defendant |
| | (फ) लवादानुसार | 15 | .. | 15 | .. | .. | .. | (f) On reference to arbitration |
| | (ग) हस्तांतरित करून | 12,983 | 22 | 13,005 | 1,385 | .. | 1,385 | (g) By transfer |
| 3 | वर्षाच्या अखेरीस प्रलंबित प्रकरणे | 2,50,972 | 95,828 | 3,46,800 | 46,972 | 7,046 | 54,018 | Pending at the close of the year. |
| 4 | एक वर्षाहून अधिक काळ प्रलंबित प्रकरणे | 1,70,756 | 53,525 | 2,24,281 | 28,251 | 3,941 | 32,192 | Pending for more than a year |

माबार.—मुंबई उच्च न्यायालयाची वार्षिक न्याय विवरणपत्रे.

Source.—Annual Judicial Statements, High Court, Bombay.

तक्ता क्रमांक/TABLE No. 9-16 (23-16)

9. सामाजिक संरक्षण आणि सामाजिक सुरक्षा/

पोलीस गुन्हे व न्याय/

(2) न्यायालयीन/

तक्ता क्रमांक/

महाराष्ट्रातील विविध वर्गांच्या न्यायाधिकरणात चौकशी चालू असलेल्या फौजदारी प्रकरणांचे सर्वसाधारण निकाल/

| अनुक्रमांक Serial No. | न्यायालयाचा वर्ग | नोंदलेले गुन्हे No. of offences reported | चौकशी चालू असलेल्या व्यक्ती No. of persons under trial | ग्याची प्रकरणे निकालात काढली आहेत | |
|-----------------------------|--|--|---|--|---|
| | | | | निर्दोष सुटलेले किंवा सोडलेले Discharged or acquitted | परिश्रणाखालील गुन्हेगार कायद्या- खाली निकालात काढलेली Dealt with under the probation of offenders Act |
| (1) | (2) | (3) | (4) | (5) | (6) |
| 1 | वरिष्ठ न्यायालये | 6 | 20 | 6 | .. |
| 2 | सत्र न्यायालये (अपर सत्र न्यायाधीश धरून) | 3,956 | 21,180 | 7,540 | 95 |
| 3 | खास न्यायाधीशांची न्यायालये | 223 | 931 | 105 | 3 |
| 4 | सहाय्यक सत्र न्यायाधीशांची न्यायालये | 116 | 116 | .. | .. |
| 5 | न्याय दंडाधिकारी | 12,90,334 | 28,70,948 | 3,93,928 | 4,804 |
| 6 | विशेष न्याय दंडाधिकारी | 2,09,451 | 3,47,799 | 12,061 | .. |
| 7 | न्याय दंडाधिकारी यांचे संबधीत | .. | .. | .. | .. |
| 8 | कार्यकारी न्याय दंडाधिकारी (जिल्हा दंडाधिकारी धरून). | 19,460 | 52,574 | 27,572 | 1 |
| | एकूण | 15,23,546 | 32,93,568 | 4,41,212 | 4,903 |

माधार.-मुंबई उच्च न्यायालयाची वार्षिक न्याय विवरणपत्रे.

SOCIAL SECURITY AND SOCIAL DEFENCE

Police crimes and Judicial

JUDICIAL

TABLE No. 9.16 (23.16)

General results of trials of Criminal Cases in the tribunals of various classes in Maharashtra (1982)

बना व्यक्ती/Persons whose cases were disposed off

| दोषी ठरलेले Convicted (7) | मिमा झालेले किवा संदर्भित Committed or referred (8) | मृत, फरारी किवा दुसऱ्या राज्यात रवाना Died, escaped or transferred to another state (9) | वर्ष अखेरीस चौकशी चालू असलेल्या व्यक्ती Persons remaining under trial at the end of the year (10) | Class of courts (2) |
|---------------------------------|---|---|--|---|
| 10 | .. | .. | 4 | Superior Courts |
| 1,447 | .. | 118 | 11,980 | Courts of sessions (including Additional Sessions Judges) |
| 47 | .. | 2 | 774 | Courts of Special Judges |
| .. | .. | .. | 116 | Courts of Assistant Sessions Judges |
| 10,19,880 | 6,563 | 2,41,631 | 12,04,142 | Judicial Magistrates |
| 3,15,767 | .. | 10,844 | 9,127 | Special Judicial Magistrates |
| .. | .. | .. | .. | Benches of Judicial Magistrates |
| 4,695 | .. | 100 | 20,206 | Executive Magistrates (including district Magistrates) |
| 13,41,846 | 6,563 | 2,52,695 | 12,46,349 | Total |

Source.—Annual Judicial Statements, High Court, Bombay.

१. सामाजिक संरक्षण आणि सामाजिक सुरक्षा

पोलीस गुन्हे व न्याय/

(२) न्यायालयीन/

तफ्ती क्रमांक/

महाराष्ट्र राज्यातील फौजदारी प्रकरणाबाबत अपिले व फेरतपासणीचे सर्वसाधारण निकाल/

| क्रमांक Serial No. | न्यायाधिकरणे | व्यक्तींची संख्या/ | | | |
|--------------------------|--|--|--|---|---------------------------------------|
| | | न्यायालयात अपिले व फेरतपासणीसाठी अर्ज करणारे Number of appellants and applicants for revision before the courts | नाकारलेली अपिले किंवा अर्ज Appeals or applications rejected | सिद्धा किंवा हुकूम कायम केलेला Sentence or order confirmed | दिवसेत बदल झालेला Sentence altered |
| (१) | (२) | (३) | (४) | (५) | (६) |
| अपिले | | | | | |
| १ | जिल्हा मुख्य दंडाधिकार्यास (जिल्हा दंडाधिकारी घटक). | .. | .. | .. | .. |
| २ | सत्र न्यायालयास | ८,७९० | १८२ | १,६२७ | १,४११ |
| ३ | वरिष्ठ न्यायालये— | | | | |
| | (अ) दोषी ठरलेल्याकडून | .. | .. | .. | .. |
| | (ब) त्रिवाट्यानुसार निर्दोषी ठरलेल्यांसाठी शासनाकडून | .. | .. | .. | .. |
| | एकूण .. | ८,७९० | १८२ | १,६२७ | १,४११ |
| फेरतपासणी | | | | | |
| १ | जिल्हा मुख्य दंडाधिकार्याकडून | .. | .. | .. | .. |
| २ | सत्र न्यायालयाकडून | १५,८९२* | १,८२७ | ३,६३१ | ४०६ |
| ३ | वरिष्ठ न्यायालयाकडून | .. | .. | .. | .. |
| | एकूण .. | १५,८९२ | १,८२७ | ३,६३१ | ४०६ |
| | एकूण सर्व .. | २४,६८२* | २,००९ | ५,२५८ | १,८१७ |

* ह्यात फिर्माविलेले फेरतपासणीसाठी केलेल्या ४०३ अर्जांचा समावेश असून त्याची विभागणी स्तंभ (४) ते (५) मधील बाकडेवारीत समाविष्ट आहे.
बांधार-मुंबई उच्च न्यायालयाची वार्षिक न्याय विवरणपत्रे.

SOCIAL SECURITY AND SOCIAL DEFENCE

Police, crimes and Judicial

JUDICIAL

TABLE No. 9.17 (23.17)

General results of appeals and revisions in criminal cases in Maharashtra State
(1982)

| Number of persons | | | | |
|----------------------------------|-----------------------|---|-----------------------|--|
| शिक्षेबाबत विरुद्ध निर्णय झालेले | इतर मागनि | मृत, फरारी किवा दुसऱ्या राज्यात रवाना | चौकशी प्रलंबित असलेले | Tribunals |
| Sentence reversed | Otherwise disposed of | Died, escaped or transferred to another State | Pending trial | |
| (7) | (8) | (9) | (10) | (2) |
| <i>Appeals</i> | | | | |
| | | | | To Chief Magistrate of District (including District Magistrates) |
| 1,669 | 264 | 3 | 3,634 | To Court of Sessions |
| | | | | Superior Courts— |
| | | | | (a) By persons convicted |
| | | | | (b) By Government from judgment of acquittal |
| 1,669 | 264 | 3 | 3,634 | Total |
| <i>Revisions</i> | | | | |
| | | | | By Chief Magistrates of Districts |
| 1,152 | 2,815 | 10 | 6,454 | By Courts or Sessions |
| | | | | By Superior Courts |
| 1,152 | 2,815 | 10 | 6,454 | Total |
| 2,821 | 3,079 | 13 | 10,088 | Grand Total |

• These figures include 403 applicants for revision made on behalf of complainants, break up of which is included in columns (4) to (10).
Source.—Annual Judicial Statements, High Court, Bombay.

9. सामाजिक संरक्षण आणि सामाजिक सुरक्षा/SOCIAL SECURITY AND SOCIAL DEFENCE

पोलीस, गुन्हे व न्याय/Police, crimes and Judicial

(2) न्यायालयीन/JUDICIAL

तक्ता क्रमांक/TABLE No. 9.18 (23.18)

महाराष्ट्र राज्यातील दिवाणी अपील न्यायालयाचा कारभार
Business of the Civil Appellate Courts in Maharashtra State
(1982)

| अनुक्रमांक Serial No. | बाब | हुकूमनाम्यावरील अपीले Appeals from decrees | | | संकीर्ण अपीले Miscellaneous appeals | | | Item |
|-----------------------------|---|---|---|---------------|---|--|---------------|--------------------------------------|
| | | दिवानी न्याया- लयातील मूळ हुकूमनाम्या- वरील अपीले | राज्याच्या मुल्या- लयाच्या किंवा शासकीय मुल्या- लयाच्या ठिकाणची न्यायालये | एकूण Total | दिवानी न्यायालयातील मूळ आदेशा- वरील अपीले | राज्याच्या मुख्यालयाच्या किंवा शासकीय मुख्यालयाच्या ठिकाणची न्यायालये | एकूण Total | |
| (1) | (2) | (3) | (4) | (5) | (6) | (7) | (8) | (2) |
| 1 | न्यायालयांसमोरील अपीले | 27,111 | 16,212 | 43,323 | 9,120 | 4,813 | 13,933 | Number of appeals before the Courts. |
| 2 | निकालात काढलेली अपीले | | | | | | | Number of appeals disposed of— |
| | (अ) काढून टाकलेली किंवा खटला न चालविलेली | 1,158 | 1,146 | 2,304 | 820 | 1,341 | 2,161 | (a) Dismissed or not prosecuted. |
| | (ब) मिनाल कायम केलेली | 3,010 | 1,367 | 4,377 | 1,887 | 420 | 2,307 | (b) Confirmed |
| | (क) निकालात बदल केलेली | 768 | 272 | 1,040 | 436 | 107 | 543 | (c) Modified |
| | (ड) उलट केलेली | 800 | 373 | 1,173 | 518 | 105 | 623 | (d) Reversed |
| | (इ) फेरसुनावणीकरिता पुन्हा बंदिस्त केलेले | 377 | 1,927 | 2,304 | 93 | 203 | 296 | (e) Remanded for retrial |
| | (फ) हस्तांतरित | 580 | | 580 | 80 | | 80 | (f) By transfer |
| 3 | वर्षाखेर प्रलंबित | 20,418 | 11,127 | 31,545 | 5,286 | 2,637 | 7,923 | Pending at the close of the year. |
| 4 | एक वर्षांहून अधिक काळ प्रलंबित | 11,016 | 6,950 | 17,966 | 1,820 | 1,440 | 3,260 | Pending for more than a year |

माधार.—मुंबई उच्च न्यायालयाची वार्षिक न्याय विवरण पत्रे.
Source.—Annual Judicial Statements, High Court, Bombay.

9. सामाजिक संरक्षण आणि सामाजिक सुरक्षा/SOCIAL SECURITY AND SOCIAL DEFENCE

पोलीस, गुन्हे व न्याय/Police, crimes and Judicial

(2) न्यायालयीन/JUDICIAL

तक्ता क्रमांक/TABLE No. 9.19 (23.19)

महाराष्ट्र राज्यात नोंदलेले गुन्हे

Number of offences reported in Maharashtra State

(1982)

| क्रमांक Serial No. | गुन्हाचे वर्णन | नोंदलेले गुन्हे Number of offences reported | सरी ठरलेली प्रकरणे Number of cases returned as true | वर्षभरात सुनावणीसाठी आलेली प्रकरणे Number of cases brought to trial during the year | Description of offences |
|--------------------------|--|---|---|--|--|
| (1) | (2) | (3) | (4) | (5) | (2) |
| | (अ) सार्वजनिक/व्यक्तिगत गुन्हे | | | | (A) Public/Individual Offences |
| 1 | सार्वजनिक शांततेविरुद्धचे गुन्हे | 6,052 | 6,051 | 12,990 | Offences against the public tranquillity. |
| 2 | सार्वजनिक आरोग्य, सुरक्षितता, सोयी, सभ्यता व नैतिक आधार यांविरुद्धचे गुन्हे. | 8,806 | 8,804 | 19,477 | Offences affecting the public health, safety, convenience, decency and morals. |
| 3 | मानवी शरीरास दुखापत करणारे गुन्हे | 7,265 | 7,253 | 13,120 | Offences affecting the human body life. |
| 4 | दुखापत | 50,804 | 50,302 | 1,20,689 | Hurt. |
| 5 | अन्याय्य निर्बंध व अन्याय्य कैद | 4,971 | 4,943 | 10,902 | Wrongful restraint and wrongful confinement. |
| 6 | दंडनीय, जबरदस्ती व हत्या | 6,298 | 6,292 | 15,477 | Criminal force and assault. |
| 7 | चोरी | 35,532 | 35,529 | 90,416 | Theft. |
| 8 | जबरी चोरी व दरोडेखोरी | 2,595 | 2,592 | 6,994 | Robbery and dacoity. |
| 9 | दंडनीय विश्वासघात | 2,944 | 2,936 | 9,932 | Criminal breach of trusts. |
| 10 | चोरीची मालमत्ता बाळगणे | 1,578 | 1,578 | 4,260 | Receiving of stolen property. |
| 11 | फसवणूक | 5,004 | 4,994 | 13,270 | Cheating. |
| 12 | नैतिक अपाय | 4,322 | 4,322 | 9,096 | Mischief. |
| 13 | दंडनीय अतिक्रमण | 13,514 | 13,506 | 33,418 | Criminal trespass. |
| 14 | विवाह संदर्भातील गुन्हे | 1,736 | 1,735 | 3,290 | Offences relating to marriage. |
| 15 | आकपटपट्टा, अपमान व क्षुब्धताविषयक दंडनीय गुन्हे | 13,153 | 13,145 | 28,632 | Criminal intimidation, insult and annoyance. |
| 16 | इतर गुन्हे | 20,503 | 20,447 | 46,122 | Other offences. |
| | एकूण (अ) | 1,84,681 | 1,84,429 | 4,38,685 | Total (A) |

| (1) | (2) | (3) | (4) | (5) | (2) |
|-----|---|-----------|-----------|-----------|---|
| | (ब) भारतीय कायदे, मुंबई कायदे, मध्यप्रान्त व वन्हाड कायदे व हैदराबाद कायदे पाबालील गुन्हे | | | | (B) Offences under Indian Acts, Bombay Acts, C. P. and Berar Acts and Hyderabad Acts- |
| 17 | लष्करी छावणी कायदा, दोन, १९२४ | 1,722 | 1,722 | 4,584 | Cantonment Act, II of 1924. |
| 18 | फौजदारी प्रक्रिया संहिता, पांच, १८९८ | 5,531 | 5,531 | 11,376 | Criminal Procedure Code, V of 1898. |
| 19 | राज्य कर्मचारी विमा कायदा, चौतीस, १९४८ | 52 | 52 | 537 | Employees State Insurance Act, XXXIV of 1948. |
| 20 | कारखाने अधिनियम, त्रेसष्ट, १९४८ | 804 | 804 | 1,354 | Factories Act, I XIII of 1948. |
| 21 | वन कायदा, सोळा, १९२७ | 4,289 | 4,289 | 6,216 | Forest Act, XVI of 1927. |
| 22 | मोटार वाहने कायदा, चार, १९३९ | 5,71,131 | 5,71,129 | 9,29,207 | Motor Vehicles Act, IV of 1939. |
| 23 | प्राण्यांना निर्दयतेने वागविण्यास प्रतिबंध करणारा अधिनियम, अकरा, १८९०. | 11 | 11 | 238 | Prevention of Cruelty to Animals Act, XI of 1890. |
| 24 | अन्न भेसळविरोधी कायदा, सदतीस, १९५४ | 1,339 | 1,338 | 3,898 | Prevention of Food Adulteration Act, XXXVII of 1954. |
| 25 | वेतन प्रदान कायदा, चार १९३६ | 9 | 9 | 10 | Payment of Wages Act, IV of 1936. |
| 26 | रेल्वे कायदा, नऊ, १८९० | 78,531 | 78,531 | 80,865 | Railways Act, IX, of 1890. |
| 27 | कंपनी कायदा, एक, १९५६ | 3,634 | 3,634 | 5,156 | Companies Act, I of 1956. |
| 28 | नगरपालिका कायदा, अकरा, १८६५ | 5,443 | 5,443 | 9,658 | Municipalities Act, XI of 1965. |
| 29 | पोलीस कायदा, बावीस, १९५१ | 3,31,891 | 3,31,857 | 4,19,994 | Police Act, XXII of 1951. |
| 30 | जुगार विरोधी कायदा, एकेचाळीस, १८८७ | 64,816 | 64,816 | 1,21,477 | Prevention of Gambling Act, XXXXI of 1887. |
| 31 | दारुबंदी कायदा, पंचवीस, १९४९ | 1,34,633 | 1,34,539 | 2,61,921 | Prohibition Act, XXV of 1949. |
| 32 | सार्वजनिक वाहन कायदा, सात, १९२० | 4,050 | 4,050 | 4,863 | Public Conveyance Act, VII of 1920. |
| 33 | दुकाने व व्यापारी संस्था अधिनियम, एकोणऐंशी, १९४८. | 13,146 | 13,146 | 24,173 | Shops and Establishments Act, LXXIX of 1948. |
| 34 | भावश्यक वस्तू कायदा, दहा, १९५५ | 1,529 | 1,529 | 3,741 | Essential Commodities Act, X of 1955. |
| 35 | भोक मागण्याविरुद्ध कायदा, दहा १९६० | 2,285 | 2,285 | 2,581 | Prevention of Begging Act, X of 1960. |
| 36 | मोटार वाहन कर कायदा, दहा, १९४७ | 1,261 | 1,261 | 1,571 | Motor Vehicles Taxation Act, X of 1947. |
| 37 | महानगरपालिका कायदा, तीन, १८८८ | | | | Municipal Corporation Act, III of 1888. |
| 38 | मोटार वाहन कायदा, नऊ, १९४९ | 3,759 | 3,759 | 4,400 | Motor Vehicles Act, IX of 1949. |
| 39 | इतर कायदे | 1,08,993 | 1,08,990 | 1,61,608 | Other Acts. |
| | एकूण—(ब) | 13,38,859 | 13,38,725 | 20,59,428 | Total (B) |
| | एकूण सर्व—(अ+ब) | 15,23,540 | 15,23,154 | 24,97,513 | Grand Total (A+B) |

आधार.—मुंबई उच्च न्यायालयाची वार्षिक न्याय विवरणपत्रे
Source—Annual judicial Statements, High Court, Bombay.

9. सामाजिक संरक्षण आणि सामाजिक सुरक्षा/SOCIAL SECURITY AND SOCIAL DEFENCE

पोलीस गुन्हे व न्याय/Police, crimes and Judicial

(2) न्यायालयीन/JUDICIAL

तक्ता क्रमांक/TABLE No. 9.20 (23-20)

फौजदारी गुन्ह्यांचे बाबतीत दिलेल्या शिक्षा
Punishments inflicted in criminal cases in Maharashtra State

(1982)

| अनुक्रमांक Serial No. | प्रकार | माहिती Particulars | Type |
|-----------------------------|--|-----------------------|--|
| (1) | (2) | (3) | (2) |
| 1 | फाशीची शिक्षा झालेल्या व्यक्ती | 2 | Number of persons executed. |
| 2 | शिक्षा झालेल्या व्यक्ती— | | Number of persons sentenced to— |
| | (अ) मृत्यूची | 13 | (a) Death. |
| | (ब) जन्मठेपेची | 364 | (b) Imprisonment for life. |
| | (क) कमी मुदतीच्या कैदेची | 2,02,648 | (c) Imprisonment for lesser term. |
| | (ड) दंड किंवा जप्तीची | 7,82,572 | (d) Fine or forfeiture. |
| 3 | ताकीद देऊन सुटका केलेल्या | 11,350 | Release on admonition (U/s 562, (Cr.P.C.). |
| 4 | तडीपार केलेले | 7,616 | Bound over (U/S 562, Cr. P.C.). |
| 5 | परिक्षणाखालील गुन्हेगार कायद्याखाली निकालात काढलेले. | 4,784 | Dealt with under the probation of offenders Act. |
| 6 | दंडाची शिक्षा झालेले— | | Number of persons sentenced to fine of— |
| | (अ) दहा रुपये किंवा कमी दंड | 2,07,991 | (a) Rs. 10 and under. |
| | (ब) दहा रुपयांपेक्षा जास्त दंड | 5,74,581 | (b) Over Rs. 10. |
| 7 | दंडाची एकूण रक्कम (हजार रुपयांत)— | | Total amount of fines (000 Rs.)— |
| | (अ) लादलेली | 65,023 | (a) Imposed. |
| | (ब) वसूल केलेली | 39,903 | (b) Realised. |
| | (क) भरपाई केलेली | 367 | (c) Paid as compensation. |
| 8 | कैदेची शिक्षा झालेल्या व्यक्ती— | | Number of persons sentenced to imprisonment of— |
| | (अ) १५ दिवस किंवा कमी | 1,37,801 | (a) 15 days and under. |
| | (ब) १५ दिवस ते सहा महिने | 48,478 | (b) Above 15 days to 6 months. |
| | (क) सहा महिने ते दोन वर्षे | 15,166 | (c) Above 6 months to 2 years. |
| | (ड) दोन वर्षांहून अधिक | 1,203 | (d) Above 2 years. |

आधार—मुंबई उच्च न्यायालयाची वार्षिक न्याय विवरणपत्रे.

Source.—Annual Judicial Statements of High Court, Bombay.

9. सामाजिक संरक्षण आणि सामाजिक सुरक्षा/SOCIAL SECURITY AND SOCIAL DEFENCE

पोलीस गुन्हे व न्याय/Police, crimes and Judicial

कारागृह/Prisons

तक्ता क्रमांक/TABLE No. 9.21.(23-21)

कारागृहातील व दुय्यम कारागृहातील कैदी
Prisoners confined in jails and subsidiary jails

| अनुक्रमांक Serial No. (1) | नाव (2) | माहिती Particulars | | Item (2) |
|------------------------------------|-----------------------|-----------------------|----------------|-----------------------|
| | | 1982-83 (3) | 1983-84 (4) | |
| 1 | कैदीची जागा— | | | Place of confinement— |
| | (अ) मध्यवर्ती कारागृह | 7 | 7 | (a) Central Jails |
| | (ब) जिल्हा कारागृह | 33 | 33 | (b) District jails |
| | (क) दुय्यम कारागृह | 178 | 178 | (c) Sub-jails |
| | (ड) मुक्त छावण्या | 4 | 4 | (d) Open Colonies |
| | एकूण | 222 | 222 | Total |

| 2 | कैदी— | पुरुष Men | | स्त्रिया Women | | एकूण Total | | Prisoners— |
|-----|---------------------------------------|--------------|----------|-------------------|---------|---------------|----------|---|
| | | 1982-83 | 1983-84 | 1982-83 | 1983-84 | 1982-83 | 1983-84 | |
| 2-1 | वर्षाच्या सुरवातीस असलेले | 12,485 | 13,332 | 316 | 267 | 12,801 | 13,599 | Remained at the commencement of the year. |
| 2-2 | वर्षात भरती झालेले | 1,90,755 | 1,79,680 | 6,343 | 5,065 | 1,97,098 | 1,84,745 | Received during the year |
| 2-3 | एकूण | 2,03,240 | 1,93,012 | 6,659 | 5,332 | 2,09,899 | 1,98,344 | Total |
| 2-4 | कायद्याच्या सर्व कलमातून मुक्त झालेले | 1,89,908 | 1,80,343 | 6,392 | 5,060 | 1,96,300 | 1,85,403 | Discharged from all clauses |
| 2-5 | वर्षाच्या शेवटी असलेले | 13,332 | 12,669 | 267 | 272 | 13,599 | 12,941 | Remaining at the end of the year |
| 2-6 | प्रत्येक वर्गाची दैनिक सरासरी संख्या | 13,620 | 13,198 | 339 | 293 | 13,959 | 13,491 | Daily average number of each class |

आधार.—कारागृह महानिरीक्षक यांचे कार्यालय, महाराष्ट्र शासन, पुणे.

Source.—Office of the Inspector General of Prisons, Government of Maharashtra, Pune.

9. सामाजिक संरक्षण आणि सुरक्षा (पोलीस, गुन्हे व न्याय)
SOCIAL SECURITY AND SOCIAL DEFENCE (POLICE CRIME AND JUDICIAL)

कारागृह/Prisons

तक्ता क्रमांक/TABLE No. 9.22 (23-22)

वर्षात कारागृहात दाखल केलेल्या व वर्षाअखेर राहिलेल्या कैद्यांची लिंगानुसार संख्या व चालू वर्षात कैद केलेल्या कैद्यांची (न्यायिक कैद्यांची फक्त) लिंग, वय, साक्षरता व पूर्वीच्या व्यवसायांनुसार संख्या
Number of convicts admitted during the year and remained at the close of the year by sex and convicts imprisoned during the year by sex, age, literacy and previous occupation (for judicial convicts only)

| अनुक्रमांक Serial | बाब (2) | माहिती Particulars | | | | Item (2) |
|----------------------|--|-----------------------|----------------|-------------------|----------------|---|
| | | पुरुष Men | | स्त्रिया Women | | |
| | | 1982-83 (3) | 1983-84 (4) | 1982-83 (5) | 1983-84 (6) | |
| No. (1) | | | | | | |
| 1 | आदल्या वर्षाच्या शेवटी राहिलेले कैदी | 7,191 | 7,588 | 122 | 98 | Remained at the close of the previous year |
| 2 | चालू वर्षात कैद केलेले | 69,965 | 73,205 | 1,517 | 1,625 | Imprisoned during the present year |
| 3 | बदलून आलेले | 7,911 | 7,721 | 121 | 82 | Received by transfer |
| | एकूण | 85,067 | 88,514 | 1,760 | 1,805 | Total |
| 4 | वर्ष भरत मृत केलेले | 77,479 | 82,024 | 1,662 | 1,706 | Discharged during the year. |
| 5 | वर्ष अखेर शिल्लक संख्या | 7,588 | 6,490 | 98 | 99 | Closing balance at the end of the year. |
| 6 | चालू वर्षात कैद केलेले— | | | | | Imprisoned during the present year. |
| | वयानुसार/Age | | | | | |
| 6-1 | Under 16 वर्षां/Under 16 years | .. | .. | .. | .. | |
| 6-2 | 16-18 वर्षे/years | 6,510 | 6,838 | 87 | 131 | |
| 6-3 | 19-21 वर्षे/years | 11,426 | 12,578 | 300 | 278 | |
| 6-4 | 22-30 वर्षे/years | 25,887 | 29,483 | 575 | 786 | |
| 6-5 | 31-40 वर्षे/years | 18,311 | 15,997 | 379 | 303 | |
| 6-6 | 41-60 वर्षे/years | 6,955 | 7,493 | 170 | 125 | |
| 6-7 | Above 60 वर्षां/years | 876 | 816 | 6 | 2 | |
| | एकूण | 69,965 | 73,205 | 1,517 | 1,625 | Total |
| 7 | साक्षरतेनुसार— | | | | | Literacy |
| 7-1 | साक्षर | 37,478 | 39,300 | 633 | 609 | Literate |
| 7-2 | निरक्षर | 32,487 | 33,905 | 884 | 1,016 | Illiterate |
| | एकूण | 69,965 | 73,205 | 1,517 | 1,625 | Total |
| 8 | पूर्वीच्या व्यवसायांनुसार— | | | | | Previous occupation— |
| 8-1 | पुरुष— | | | | | Males— |
| 8-1-1 | शासकीय सेवेत नगरपालिका किंवा इतर स्थानिक संस्थात काम करणारे. | 2,312 | 3,505 | .. | .. | Employed under Government or municipal or other local authorities. |
| 8-1-2 | व्यावसायिक | .. | 12,067 | .. | .. | Professional. |
| 8-1-3 | सेवा किंवा वैयक्तिक कार्यालय असलेल्या | 6,517 | .. | .. | .. | In service or performing personal offices. |
| 8-1-4 | शेती व पशु क्षेत्रातील | 20,357 | 22,248 | .. | .. | Engaged in agriculture and with animals. |
| 8-1-5 | व्यापार व वाणिज्य क्षेत्रातील | 7,511 | 7,606 | .. | .. | Engaged in commerce and trade. |
| 8-1-6 | यांत्रिक, कला, वस्तुनिर्माण व अभियांत्रिकी क्षेत्रातील | .. | .. | .. | .. | Employed in mechanical, arts manufacture and engineering operation etc. |
| 8-1-7 | इतरत्र वर्गीकरण न झालेल्या व्यक्ती | 33,268 | 27,779 | .. | .. | Miscellaneous, not classifed otherwise. |
| | एकूण | 69,965 | 73,205 | .. | .. | Total |
| 8-2 | स्त्रिया— | | | | | Females— |
| 8-2-1 | विवाहित | .. | .. | 891 | 948 | Married |
| 8-2-2 | अविवाहित | .. | .. | 448 | 441 | Unmarried |
| 8-2-3 | विधवा | .. | .. | 178 | 236 | Widows |
| | एकूण | .. | .. | 1,517 | 1,625 | Total |

आधार.—कारागृह महानिरीक्षक यांचे कार्यालय, महाराष्ट्र शासन, पुणे.
Source.—Office of the Inspector General of Prisons, Government of Maharashtra, Pune

9. सामाजिक संरक्षण आणि सुरक्षा (पोलीस, गुन्हे व न्याय)
SOCIAL SECURITY AND SOCIAL DEFENCE (POLICE, GRIMES AND JUDICIAL)

तक्ता क्रमांक / TABLE No. 9-23 (23-23)

कारागृहात दाखल केलेल्या कैद्यांची लिंग, शिक्षेचे स्वरूप व शिक्षेची मुदत यानुसार संख्या (न्यायिक कैदी फक्त)

Number of convicts admitted into jails by sex, nature and length of sentences and convicts admitted into the jails who had been previously convicted (for judicial convicts only)

| अनुक्रमांक Serial No. | बाब | पुरुष Male | | स्त्रिया Women | | Item |
|-----------------------------|---|---------------|---------|-------------------|---------|---|
| | | 1982-83 | 1983-84 | 1982-83 | 1983-84 | |
| (1) | (2) | (3) | (4) | (5) | (6) | (2) |
| | वर्षभरात कारागृहात दाखल केलेले कैदी— कारावास— | | | | | Convicts admitted during the year— Imprisonment— |
| 1 | एक महिना किंवा कमी | 53,230 | 53,965 | 1,082 | 1,167 | Not exceeding one month. |
| 2 | एक महिन्याहून जास्त व तीन महिने किंवा कमी | 9,554 | 10,438 | 354 | 238 | Above one month and not exceeding three months. |
| 3 | तीन महिन्याहून जास्त व सहा महिने किंवा कमी | 3,325 | 4,653 | 41 | 175 | Above three months and not exceeding six months. |
| 4 | सहा महिन्याहून जास्त व एक वर्ष किंवा कमी | 2,043 | 2,279 | 24 | 21 | Above six months and not exceeding one year |
| 5 | एक वर्षाहून जास्त व दोन वर्षे किंवा कमी | 777 | 947 | 5 | 7 | Above one year and not exceeding two years |
| 6 | दोन वर्षाहून जास्त व पाच वर्षे किंवा कमी | 442 | 385 | 1 | 5 | Above two years and not exceeding five years. |
| 7 | पाच वर्षाहून जास्त व दहा वर्षे किंवा कमी | 189 | 201 | 4 | 1 | Above five years and not exceeding ten years. |
| 8 | दहा वर्षाहून जास्त | 33 | 48 | 2 | .. | Exceeding ten years. |
| 9 | हद्दपारीची शिक्षा— (अ) जन्मठेप | 872 | 287 | 4 | 11 | Sentenced to transportation— (a) For life |
| 10 | मृत्युची शिक्षा | .. | 2 | .. | .. | Sentence of death. |
| | एकूण | 69,965 | 73,205 | 1,517 | 1,625 | Total |
| | पूर्वी शिक्षा झालेले व कारागृहात दाखल केलेले कैदी— | | | | | Convicts admitted who had been previously convicted— |
| 1 | जामीन न मिळाल्यामुळे किंवा चांगल्या वर्तणुकीअभावी कैद केलेले सराईत गुन्हेगार. | .. | .. | .. | .. | Number of habitual offenders imprisoned in default of finding security or good behaviour. |
| 2 | पूर्वी शिक्षा झालेले व जामीन न मिळविता आल्यामुळे कैद केलेले.— | | | | | Number of imprisoned in default of security with previous conviction.— |
| | (अ) पूर्वी एकदा शिक्षा झालेले | 895 | 378 | 10 | 7 | (a) Previously convicted once. |
| | (ब) पूर्वी दोनदा शिक्षा झालेले | 557 | 478 | 2 | 3 | (b) Previously convicted twice. |
| | (क) पूर्वी दोनपेक्षा जास्त वेळा शिक्षा झालेले | 441 | 649 | 4 | .. | (c) Previously convicted more than twice |
| | एकूण (१+२) | 1,893 | 1,505 | 16 | 10 | Total (1+2) |
| 3 | १६ वर्षांखालील गुन्हेगार | .. | .. | .. | .. | Offenders under 16 years of age. |

आधार.—कारागृह महानिरीक्षक यांचे कार्यालय, महाराष्ट्र शासन, पुणे.
Source.—Office of the Inspector-General of Prisons, Government of Maharashtra, Pune.

9. सामाजिक संरक्षण आणि सुरक्षा (पोलीस, गुन्हे व न्याय)
SOCIAL SECURITY AND SOCIAL DEFENCE (POLICE, CRIMES AND JUDICIAL)

तक्ता क्रमांक/TABLE No. 9.24 (23-24)

तुरुंगातील कैद्यांवर पहारा करणे व त्यांची देखभाल करणे यावरील खर्च
Expenditure in guarding and maintaining the prisoners in jails

| क्रमांक Serial No. | नाव | खर्च (हजार रुपयांत) Expenditure (in, 000 Rs.) | | Item |
|--------------------------|---|---|----------|--|
| | | 1982-83 | 1983-84 | |
| (1) | (2) | (3) | (4) | (2) |
| 1 | कैद्यांची रोजची सरासरी संख्या (साधे कैदी वगळून) | 13,959 | 13,485 | Daily average number of prisoners (excluding Civil prisoners). |
| 2 | वेतन | 27,981 | 31,840 | Salaries. |
| 3 | प्रवास खर्च | 405 | 557 | Travel expenses. |
| 4 | आहार विषयक आकार | 12,069 | 13,516 | Diet charges. |
| 5 | इतर खर्च | 6,012 | 8,043 | Other charges. |
| 6 | कार्यालयीन खर्च | 804 | 890 | Office expenses. |
| 7 | अवजारे, यंत्रसंच, यंत्रसामग्री | 161 | 105 | Tools, plants, Machinery and Equipment. |
| 8 | भाडे, दर व कर | 550 | 533 | Rents, Rates and taxes. |
| 9 | मजुरी | 942 | 1,031 | Wages. |
| 10 | सहाय्यक अनुदान | 85 | 85 | Grant-in-aid contribution. |
| 11 | तुरुंगातील उद्योग | 12,108 | 12,455 | Jail Industries. |
| 12 | इतर खर्च | 1 | .. | Other expenditure. |
| | एकूण (खर्च) | 61,117 | 69,055 | Total Expenditure. |
| | कैद्याचा दरडोई खर्च | 4,378.33 | 5,120.87 | Total cost per head of average strength. |

आधार.—कारागृह महानिरीक्षक, यांचे कार्यालय, महाराष्ट्र शासन, पुणे.
Source.—Office of the Inspector-General of Prisons, Government of Maharashtra, Pune.

10. राज्य उत्पन्न STATE INCOME

१०.१. राज्य उत्पन्नाचे चालू व १९७०-७१ स्थिर किमतीनुसार अंदाज, त्यांची टक्केवारीनुसार विभागणी, क्षेत्रवार विभागणी इत्यादि माहिती या विभागात दिलेली आहे. हे अंदाज (१) कार्यालयीन अभिलेखामधून उपलब्ध झालेल्या व (२) अर्थ व सांख्यिकी संचालनालय व (३) केंद्रीय सांख्यिकी संघटना आणि इतर संस्था यांनी मागील काही वर्षांत घेतलेल्या नमुना पाहण्या व अभ्यास पाहण्या यांतून गोळा केलेल्या, व्यापक सांख्यिकी माहितीवर आधारित आहेत.

10.1. In this section the estimates of State income at current and constant (1970-71) prices, its percentage distribution, sectoral distribution etc. are given. These estimates are prepared on the basis of comprehensive statistical material which has become available from official records and also collected through sample surveys and type studies conducted by this Directorate, Central Statistical Organisation and other agencies over the past few years.

10. राज्य उत्पन्न/STATE INCOME

तबता क्रमांक/TABLE No. 10.1 (22-1)

औद्योगिक गटानुसार झालेले राज्य उत्पन्न (चालू किंमतीनुसार)
State Income by Industrial origin at Current Prices

(रुपये लाखात)
(Rs. in lakhs)

| अनुक्रमांक Serial No. (1) | बाबी (2) | 1970-71 (3) | 1975-76 (4) | 1980-81* (5) | 1981-82* (6) | 1982-83* (7) | 1983-84* (8) | Items (2) |
|------------------------------------|--|----------------|----------------|-----------------|-----------------|-----------------|-----------------|---|
| 1 | कृषि | 1,04,601 | 2,28,905 | 3,69,862 | 4,14,494 | 4,25,427 | 5,25,041 | Agriculture |
| 2 | वन उद्योग | 3,933 | 5,872 | 12,451 | 16,029 | 18,311 | 21,027 | Forestry and Logging |
| 3 | मत्स्योद्योग | 1,576 | 6,861 | 9,691 | 9,241 | 10,079 | 12,623 | Fishing |
| 4 | खाणी | 790 | 1,790 | 5,663 | 6,639 | 8,244 | 8,997 | Mining and Quarrying |
| | एकूण—प्राथमिक | 1,10,900 | 2,43,428 | 3,97,667 | 4,46,403 | 4,62,061 | 5,67,688 | Sub-Total - Primary |
| 5 | कारखाने— | | | | | | | Manufacturing— |
| 5-1 | नोंदणीकृत | 79,908 | 1,47,326 | 3,00,900 | 3,10,300 | 3,39,441 | 3,80,532 | Registered |
| 5-2 | इतर | 22,869 | 42,642 | 86,758 | 93,229 | 1,00,535 | 1,14,773 | Un-Registered |
| 6 | बांधकाम | 24,039 | 43,631 | 67,780 | 75,037 | 84,299 | 96,959 | Construction |
| 7 | बीज, गॅस आणि पाणीपुरवठा | 5,707 | 11,758 | 26,206 | 36,279 | 46,170 | 52,283 | Electricity, gas and watersupply. |
| | एकूण—दुय्यम | 1,32,523 | 2,45,357 | 4,81,644 | 5,14,845 | 5,70,445 | 6,44,547 | Sub-Total—Secondary |
| 8 | परिवहन, दळणवळण आणि वखार — | | | | | | | Transport, storage and communications— |
| 8-1 | रेल्वे | 5,327 | 7,579 | 8,229 | 10,582 | 15,173 | 19,108 | Railways |
| 8-2 | इतर साधनाने परिवहन आणि वखार. | 14,308 | 25,930 | 48,738 | 67,303 | 76,572 | 82,029 | Transport by other means and storage. |
| 8-3 | दळणवळण | 4,882 | 6,877 | 14,282 | 18,163 | 21,885 | 25,859 | Communications |
| 9 | व्यापार, खाणावळ आणि उपहारगृहे | 52,039 | 1,07,343 | 2,12,733 | 2,34,604 | 2,60,420 | 2,99,719 | Trade, hotels and restaurants |
| | एकूण (८+९) | 76,556 | 1,47,729 | 2,83,982 | 3,30,652 | 3,74,050 | 4,26,715 | Total—(8+9) |
| 10 | बँका आणि विमा उद्योग | 16,376 | 46,045 | 80,047 | 1,07,690 | 1,16,079 | 1,30,518 | Banking and Insurance |
| 11 | स्थावर मालमत्ता व राहत्या घरांमालकी आणि व्यावसायिक | 12,409 | 18,744 | 32,579 | 37,016 | 41,900 | 48,161 | Real estate and ownership of dwellings and business services. |
| | एकूण (१०+११) | 28,785 | 64,789 | 1,12,626 | 1,44,706 | 1,57,979 | 1,78,679 | Total—(10+11) |

| | | | | | | | | | | | | |
|----|---------------------------|----|----|----|----|----------|----------|-----------|-----------|-----------|-----------|----------------------------|
| 12 | सार्वजनिक प्रशासन | .. | .. | .. | .. | 11,417 | 20,832 | 36,587 | 41,347 | 49,042 | 57,577 | Public Administration |
| 13 | इतर सेवा | .. | .. | .. | .. | 27,373 | 45,529 | 78,077 | 90,889 | 1,00,286 | 1,10,748 | Other services |
| | एकूण (१२+१३) | .. | .. | .. | .. | 38,790 | 66,361 | 1,14,664 | 1,32,236 | 1,49,328 | 1,68,325 | Total—(12+13) |
| | एकूण—तृतीय | .. | .. | .. | .. | 1,44,131 | 2,78,879 | 5,11,272 | 6,07,594 | 6,81,357 | 7,73,719 | Sub-Total—Tertiary |
| 14 | एकूण निष्कल राज्य उत्पन्न | .. | .. | .. | .. | 3,87,554 | 7,67,664 | 13,90,583 | 15,68,842 | 17,13,863 | 19,85,954 | Net State Domestic product |
| 15 | दरबोई राज्य उत्पन्न | .. | .. | .. | .. | 783.10 | 1,387.75 | 2,233.40 | 2,467.63 | 2,637.81 | 2,990.40 | per capita State income |

*अस्थायी/Provisional

भाषांतर.—भरम व सॉल्ललकी संकलनललल, महलरलषुतु शलसन, सुंलई.

Source. Directorate of Economics and Statistics, Government of Maharashtra, Bombay.

10. राज्य उत्पन्न/STATE INCOME

तक्ता क्रमांक/TABLE No. 10.2 (22.2)

औद्योगिक गटानुसार झालेल्या (चालू किंमतीनुसार) राज्य उत्पन्नाची टक्केवारी
Percentage distribution of State Income by industrial origin at current prices

| अनुक्रमांक Serial No. | बाबी | 1970-71 | 1975-76 | 1980-81 | 1981-82 | 1982-83 | 1983-84 | Items |
|-----------------------------|--------------------------------|---------|---------|---------|---------|---------|---------|---|
| (1) | (2) | (3) | (4) | (5) | (6) | (7) | (8) | (2) |
| 1 | कृषि | 27.0 | 29.8 | 26.6 | 26.4 | 24.8 | 26.4 | Agriculture |
| 2 | वन उद्योग | 1.0 | 0.8 | 0.9 | 1.0 | 1.1 | 1.1 | Forestry and Logging |
| 3 | मत्स्योद्योग | 0.4 | 0.9 | 0.7 | 0.6 | 0.6 | 0.6 | Fishing |
| 4 | खाणी | 0.2 | 0.2 | 0.4 | 0.5 | 0.5 | 0.5 | Mining and Quarrying |
| | एकूण—प्राथमिक | 28.6 | 31.7 | 28.6 | 28.5 | 27.0 | 28.6 | Sub-Total—Primary |
| 5 | कारखाने— | | | | | | | Manufacturing— |
| 5.1 | नोंदणीकृत | 20.6 | 19.2 | 21.6 | 19.8 | 19.8 | 19.2 | Registered |
| 5.2 | इतर | 5.9 | 5.6 | 6.2 | 5.9 | 5.9 | 5.8 | Un-registered |
| 6 | बांधकाम | 6.2 | 5.7 | 4.9 | 4.8 | 4.9 | 4.9 | Construction |
| 7 | बीज, गॅस आणि पाणीपुरवठा | 1.5 | 1.5 | 1.9 | 2.3 | 2.7 | 2.6 | Electricity, gas and Water-supply. |
| | एकूण—दुय्यम | 34.2 | 32.0 | 34.6 | 32.8 | 33.3 | 32.5 | Sub-Total—Secondary |
| 8 | परिवहन, दळणवळण आणि वखार— | | | | | | | Transport, storage and communications.— |
| 8.1 | रेल्वे | 1.4 | 1.0 | 0.6 | 0.7 | 0.9 | 1.0 | Railways |
| 8.2 | इतर साधनाने परिवहन आणि वखार. | 3.7 | 3.4 | 3.5 | 4.3 | 4.4 | 4.1 | Transport by other means and storage. |
| 8.3 | दळणवळण | 1.3 | 0.9 | 1.0 | 1.2 | 1.3 | 1.3 | Communications |
| 9 | व्यापार, खाणावळ आणि उपाहारगृहे | 13.4 | 14.0 | 15.3 | 14.9 | 15.2 | 15.1 | Trade, hotels and restaurants |
| | एकूण (८+९) | 19.8 | 19.3 | 20.4 | 21.1 | 21.8 | 21.5 | Total—(8+9) |

| | | | | | | | | | | | |
|----|---|----|----|----|-------|-------|-------|-------|-------|-------|---|
| 10 | बैंका आणि विमा उद्योग | .. | .. | .. | 4.2 | 6.0 | 5.8 | 6.8 | 6.8 | 6.6 | Banking and Insurance |
| 11 | स्थावर मालमत्ता व राहत्या घरांची मालकी आणि व्यावसायिक सेवा. | | | | 3.2 | 2.4 | 2.3 | 2.4 | 2.4 | 2.4 | Real estate and ownership of dwellings and business services. |
| | एकूण (१०+११) | .. | | | 7.4 | 8.4 | 8.1 | 9.2 | 9.2 | 9.0 | Total—(10+11) |
| 12 | सार्वजनिक प्रशासन | .. | .. | .. | 2.9 | 2.7 | 2.7 | 2.6 | 2.9 | 2.9 | Public Administration |
| 13 | इतर सेवा | .. | .. | .. | 7.1 | 5.9 | 5.6 | 5.8 | 5.8 | 5.5 | Other Services |
| | एकूण (१२+१३) | .. | | | 10.0 | 8.6 | 8.3 | 8.4 | 8.7 | 8.4 | Total—(12+13) |
| | एकूण—तृतीय | .. | | | 37.2 | 36.3 | 36.8 | 38.7 | 39.7 | 38.9 | Sub-Total—Tertiary |
| 14 | एकूण निव्वळ राज्य उत्पन्न | .. | .. | .. | 100.0 | 100.0 | 100.0 | 100.0 | 100.0 | 100.0 | Net State Domestic Product |

आधार.—अर्थ व सांख्यिकी संचालनालय, महाराष्ट्र शासन, मुंबई.

Source.—Directorate of Economics and Statistics, Government of Maharashtra, Bombay.

10. राज्य उत्पन्न/STATE INCOME

तबता क्रमांक/TABLE No. 10:3 (22 3)

औद्योगिक गटानुसार झालेले राज्य उत्पन्न (१९७०-७१) च्या (किंमतीनुसार)

State Income by Industrial Origin at Constant (1970-71) Prices

(रुपये लाखात/(Rs. in lakhs))

| अनुक्रमांक Serial No. | बाबी | 1970-71 | 1975-76 | 1980-81* | 1981-82* | 1982-83* | 1983-84* | Items |
|-----------------------------|--|----------|----------|----------|----------|----------|----------|---|
| (1) | (2) | (3) | (4) | (5) | (6) | (7) | (8) | (2) |
| 1 | कृषि | 1,04,601 | 1,45,597 | 1,59,691 | 1,67,090 | 1,63,739 | 1,73,305 | Agriculture |
| 2 | वन उद्योग | 3,933 | 2,875 | 3,431 | 3,781 | 3,830 | 4,141 | Forestry and Logging |
| 3 | मत्स्योद्योग | 1,576 | 3,202 | 2,915 | 2,457 | 2,436 | 2,886 | Fishing |
| 4 | खानी | 790 | 1,235 | 1,736 | 1,913 | 2,086 | 2,201 | Mining and Quarrying |
| | एकूण- प्राथमिक | 1,10,900 | 1,52,909 | 1,67,773 | 1,75,241 | 1,72,091 | 1,82,533 | Sub-Total—Primary |
| 5 | कारखाने— | | | | | | | Manufacturing— |
| 5-1 | नोंदणीकृत | 79,908 | 98,439 | 1,39,895 | 1,44,837 | 1,54,081 | 1,56,622 | Registered |
| 5-2 | इतर | 22,869 | 26,212 | 35,370 | 34,798 | 35,124 | 37,674 | Un-registered |
| 6 | बांधकाम | 24,039 | 25,654 | 27,247 | 27,591 | 27,939 | 28,291 | Construction |
| 7 | बीज, गॅस आणि पाणीपुरवठा | 5,707 | 7,185 | 10,300 | 11,006 | 11,322 | 12,398 | Electricity, gas and water supply |
| | एकूण- दुय्यम | 1,32,523 | 1,57,490 | 2,12,812 | 2,18,232 | 2,28,466 | 2,34,985 | Sub-Total—Secondary |
| 8 | परिवहन, दळणवळण आणि वस्त्र— | | | | | | | Transport, storage and commu- nications.— |
| 8-1 | रेल्वे | 5,327 | 5,993 | 7,270 | 7,253 | 7,715 | 7,540 | Railways |
| 8-2 | इतर साधनांनं परिवहन आणि वस्त्र | 14,308 | 17,262 | 20,904 | 25,640 | 28,630 | 28,962 | Transport by other means and storage. |
| 8-3 | दळणवळण | 4,882 | 5,365 | 9,981 | 10,734 | 12,237 | 13,300 | Communications |
| 9 | ब्यापार, खाणावळ आणि उपाहारगृहे | 52,039 | 64,971 | 85,818 | 89,908 | 92,874 | 96,225 | Trade, hotels and Restaurants |
| | एकूण (८+९) | 76,556 | 93,591 | 1,23,973 | 1,33,535 | 1,41,456 | 1,46,027 | Total—(8+9) |
| 10 | बँका आणि विमा उद्योग | 16,376 | 21,747 | 25,674 | 28,009 | 32,833 | 38,524 | Banking and Insurance |
| 11 | स्थावर मालमत्ता व राहत्या घरांची मालकी आणि व्यावसायिक सेवा. | 12,409 | 14,534 | 17,161 | 17,758 | 18,383 | 19,034 | Real estate and ownership of dwellings and business services |
| | एकूण (१०+११) | 28,785 | 36,281 | 42,835 | 45,767 | 51,216 | 57,558 | Total—(10+11) |

| | | | | | | | | |
|----|---------------------------|----------|----------|----------|----------|----------|----------|----------------------------|
| 12 | सार्वजनिक प्रशासन | 11,417 | 15,025 | 25,399 | 26,559 | 27,139 | 29,181 | Public Administration |
| 13 | इतर सेवा | 27,373 | 30,637 | 33,249 | 33,934 | 34,657 | 35,491 | Other services |
| | एकूण (१२+१३) | 38,790 | 45,662 | 58,648 | 60,493 | 61,796 | 64,672 | Total—(12+13) |
| | एकूण—तृतीय | 1,44,131 | 1,75,534 | 2,25,456 | 2,39,795 | 2,54,468 | 2,68,257 | Sub-Total—Tertiary |
| 14 | एकूण निव्वळ राज्य उत्पन्न | 3,87,554 | 4,85,933 | 6,06,041 | 6,33,268 | 6,55,025 | 6,85,775 | Net State Domestic Product |
| 15 | दरडोई राज्य उत्पन्न | 783-10 | 878-45 | 970-14 | 996-06 | 1008-15 | 1,032-62 | Per capita State Income |

*अस्थायी/Provisional

भाषा.—अर्थ व सांख्यिकी संचालनालय, महाराष्ट्र शासन, मुंबई.

Source.—Directorate of Economics and Statistics, Government of Maharashtra, Bombay.

10. राज्य उत्पन्न/STATE INCOME

तबता क्रमांक/TABLE No. 10-4 (22-4)

औद्योगिक गटानुसार झालेल्या (१९७०-७१ च्या किमतीनुसार) राज्य उत्पन्नाची टक्केवारी
Percentage distribution of State Income by industrial origin at constant (1970-71) prices

| अनुक्रमांक Serial No. | बाबी | 1970-71 | 1975-76 | 1980-81 | 1981-82 | 1982-83 | 1983-84 | Items |
|-----------------------------|---|---------|---------|---------|---------|---------|---------|---|
| (1) | (2) | (3) | (4) | (5) | (6) | (7) | (8) | (2) |
| 1 | कृषि | 27.0 | 30.0 | 25.3 | 26.4 | 25.0 | 25.3 | Agriculture |
| 2 | वन उद्योग | 1.0 | 0.6 | 0.6 | 0.6 | 0.6 | 0.6 | Forestry and Logging |
| 3 | मत्स्योद्योग | 0.4 | 0.6 | 0.5 | 0.4 | 0.4 | 0.4 | Fishing |
| 4 | खानी | 0.2 | 0.3 | 0.3 | 0.3 | 0.3 | 0.3 | Mining and Quarrying |
| | एकूण—प्राथमिक | 28.6 | 31.5 | 27.7 | 27.7 | 26.3 | 26.6 | Sub-Total—Primary |
| 5 | कारखाने— | | | | | | | Manufacturing— |
| 5-1 | नोंदणीकृत | 20.6 | 20.2 | 23.1 | 22.9 | 23.5 | 22.9 | Registered |
| 5-2 | इतर | 5.9 | 5.4 | 5.8 | 5.5 | 5.4 | 5.5 | Un-registered |
| 6 | बांधकाम | 6.2 | 5.3 | 4.5 | 4.4 | 4.3 | 4.1 | Construction |
| 7 | बीज, गॅस आणि पाणी पुरवठा | 1.5 | 1.5 | 1.7 | 1.7 | 1.7 | 1.8 | Electricity, gas and water supply |
| | एकूण—दुय्यम | 34.2 | 32.4 | 35.1 | 34.5 | 34.9 | 34.3 | Sub-Total—Secondary |
| 8 | परिवहन, दळणवळण आणि वखार— | | | | | | | Transport, storage and commu- nications.— |
| 8-1 | रेल्वे | 1.4 | 1.2 | 1.2 | 1.1 | 1.1 | 1.1 | Railways |
| 8-2 | इतर साधनाने परिवहन आणि वखार. | 3.7 | 3.5 | 3.4 | 4.1 | 4.4 | 4.2 | Transport by other means and storage. |
| 8-3 | दळणवळण | 1.3 | 1.1 | 1.6 | 1.7 | 1.9 | 1.9 | Communications |
| 9 | व्यापार, खाणावळ आणि उपाहारगृहे. | 13.4 | 13.4 | 14.2 | 14.2 | 14.2 | 14.1 | Trade, hotels and restaurants |
| | एकूण (८+९) | 19.8 | 19.2 | 20.4 | 21.1 | 21.6 | 21.3 | Total—(8+9) |
| 10 | बँका आणि विमा उद्योग | 4.2 | 4.5 | 4.2 | 4.4 | 5.0 | 5.6 | Banking and Insurance |
| 11 | स्थावर मालमत्ता व राहत्या घरांची मालकी आणि व्यावसायिक सेवा. | 3.2 | 3.0 | 2.9 | 2.8 | 2.8 | 2.8 | Real estate and ownership of dwellings and business services. |
| | एकूण (१०+११) | 7.4 | 7.5 | 7.1 | 7.2 | 7.8 | 8.4 | Total—(10+11) |

| | | | | | | | | |
|----|---------------------------|-------|-------|-------|-------|-------|-------|----------------------------|
| 12 | सार्वजनिक प्रशासन | 2.9 | 3.1 | 4.2 | 4.2 | 4.1 | 4.2 | Public Administration |
| 13 | इतर सेवा | 7.1 | 6.3 | 5.5 | 5.3 | 5.3 | 5.2 | Other Services |
| | एकूण (१२+१३) | 10.0 | 9.4 | 9.7 | 9.5 | 9.4 | 9.4 | Total—(12+13) |
| | एकूण—तृतीय | 37.2 | 36.1 | 37.2 | 37.8 | 38.8 | 39.1 | Sub-Total—Tertiary |
| 14 | एकूण निव्वळ राज्य उत्पन्न | 100.0 | 100.0 | 100.0 | 100.0 | 100.0 | 100.0 | Net State Domestic Product |

आधार.—अर्थ व सांख्यिकी संचालनालय, महाराष्ट्र शासन, मुंबई.

Source.—Directorate of Economics and Statistics, Government of Maharashtra, Bombay.

10. राज्य उत्पन्न/STATE INCOME

तक्ता क्रमांक/TABLE No. 10-5 (22-5)

औद्योगिक गटानुसार झालेले राज्य उत्पन्नाचे (१९७०-७१ च्या किमतीनुसार) निबंशिक
Indices of State Income by industrial origin at constant (1970-71) prices

| अनुक्रमांक Serial No. | बाबी | 1970-71 | 1975-76 | 1980-81 | 1981-82 | 1982-83 | 1983-84 | Item |
|-----------------------------|--|---------|---------|---------|---------|---------|---------|---|
| (1) | (2) | (3) | (4) | (5) | (6) | (7) | (8) | (2) |
| 1 | कृषि | 100.0 | 139.2 | 152.7 | 159.7 | 156.5 | 165.7 | Agriculture |
| 2 | वन उद्योग | 100.0 | 73.1 | 87.2 | 96.1 | 97.4 | 105.3 | Forestry and logging |
| 3 | मत्स्योद्योग | 100.0 | 203.2 | 184.9 | 155.9 | 154.6 | 183.1 | Fishing |
| 4 | खानी | 100.0 | 156.3 | 219.7 | 242.2 | 264.0 | 278.6 | Mining and quarrying |
| | एकूण—प्राथमिक | 100.0 | 137.9 | 151.3 | 158.0 | 155.2 | 164.6 | Sub-Total—Primary |
| 5 | कारखाने— | | | | | | | Manufacturing— |
| 5-1 | नोंदणीकृत | 100.0 | 123.2 | 175.1 | 181.3 | 192.8 | 196.0 | Registered |
| 5-2 | इतर | 100.0 | 114.6 | 154.7 | 152.2 | 153.6 | 164.7 | Un-registered |
| 6 | बांधकाम | 100.0 | 106.7 | 113.3 | 114.8 | 116.2 | 117.7 | Construction |
| 7 | बीज, गॅस आणि पाणीपुरवठा | 100.0 | 125.9 | 180.5 | 192.9 | 198.4 | 217.2 | Electricity, gas and water supply |
| | एकूण—दुय्यम | 100.0 | 118.8 | 160.6 | 164.7 | 172.4 | 177.3 | Sub-Total—Secondary |
| 8 | परिवहन, दळणवळण आणि वखार — | | | | | | | Transport, Storage and Communications.— |
| 8-1 | रेल्वे | 100.0 | 112.5 | 136.5 | 136.2 | 144.8 | 141.5 | Railways |
| 8-2 | इतर साधनांने परिवहन आणि वखार. | 100.0 | 120.6 | 146.1 | 179.2 | 200.1 | 202.4 | Transport by other means and storage. |
| 8-3 | दळणवळण | 100.0 | 109.9 | 204.4 | 219.9 | 250.7 | 272.4 | Communications |
| 9 | व्यापार, खाणांवळ आणि उपाहारगृहे | 100.0 | 124.8 | 164.9 | 172.8 | 178.5 | 184.9 | Trade, hotels and restaurants |
| | एकूण (८+९) | 100.0 | 122.2 | 161.9 | 174.4 | 184.8 | 190.7 | Sub-Total—(8+9) |
| 10 | बँका आणि विमा उद्योग | 100.0 | 132.8 | 156.8 | 171.0 | 200.5 | 235.2 | Banking and insurance |
| 11 | स्थावर मालमत्ता व राहत्या घरांची मालकी आणि व्यावसायिक सेवा | 100.0 | 117.1 | 138.3 | 143.1 | 148.1 | 153.4 | Real estate and ownership of dwellings and business services. |
| | एकूण (१०+११) | 100.0 | 126.0 | 148.8 | 159.0 | 177.9 | 200.0 | Sub-Total—(10+11) |

| | | | | | | | | |
|----|---------------------------|-------|-------|-------|-------|-------|-------|----------------------------|
| 12 | सार्वजनिक प्रशासन | 100-0 | 131-6 | 222-5 | 232-6 | 237-7 | 255-6 | Public administration |
| 13 | इतर सेवा | 100-0 | 111-9 | 121-5 | 123-9 | 126-6 | 129-7 | Other services |
| | एकूण (१२+१३) | 100-0 | 117-7 | 151-2 | 155-9 | 159-3 | 166-7 | Sub-Total—(12+13) |
| | एकूण—तृतीय | 100-0 | 121-8 | 156-4 | 166-4 | 176-6 | 186-1 | Sub-Total—Tertiary |
| 14 | एकूण निव्वळ राज्य उत्पन्न | 100-0 | 125-4 | 156-4 | 163-4 | 169-0 | 176-9 | Net State Domestic Product |
| 15 | दरहोई राज्य उत्पन्न | 100-0 | 112-2 | 123-9 | 127-2 | 128-7 | 131-9 | Per capita State income |

आधार.—अर्थ व सांख्यिकी संचालनालय, महाराष्ट्र शासन, मुंबई.

Source.—Directorate of Economics and Statistics, Government of Maharashtra, Bombay.

११. शेती :

११.१. या विभागामध्ये जमिनीचा वापर, मुख्य पिके, त्यांचे उत्पादन, बागायत क्षेत्र, उत्पादनाचे निर्देशांक मूद्रसधारण, शेतीची यंत्रे व झवजारे व कृषी गणना या बाबींची माहिती दिली आहे.

११.२. गाव पत्रकानुसार भौगोलिक क्षेत्र हे ग्राम अधिकाऱ्यांनी महसुलीच्या कामाकरिता गोळा केलेल्या खेड्यातील माहितीवरून गणना केलेले क्षेत्र होय. भारताच्या सर्व्हेर जनरल यांनी विलेच्या एकूण क्षेत्रफळाची आकडेवारी व गाव पत्रकानुसार दिलेल्या एकूण क्षेत्रफळाची आकडेवारी यात फरक आढळून येतो, कारण पहिले क्षेत्र हे गटांची माहिती गोळा करून काढलेले असते, तर दुसरे गाव प्रपत्रकावरून खेड्यातील क्षेत्रफळाची बेरीज करून काढलेले असते. या व्यतिरिक्त इमारती, रस्ते इत्यादीखालील क्षेत्रफळ मोजक्या विचारात घेण्यात येणाऱ्या गोष्टीही वेगवेगळ्या आहेत. "वने" यामध्ये प्रत्यक्ष वनाखालील असलेले सर्व क्षेत्र किंवा कोणत्याही वनविषयक कायद्यानुसार राज्य सरकारच्या किंवा खाजगी अधिपत्याखालील "वने" म्हणून वग केलेले किंवा प्रशासकीय बाबीसाठी "वने" म्हणून गणले गेलेले क्षेत्र ह्याचा समावेश आहे. जर ह्यातील काही भाग वनव्याप्त नसेल, परंतु तो शेतीकरिता उपयोगात आणला जात असेल तर त्यानुसार त्या क्षेत्राला फसलेले किंवा न कसलेले क्षेत्र असे संबोधण्यात येते. "बिगर शेती बाबाराखाली असलेली जमीन" म्हणजे इमारती, रस्ते व रेल्वे याखालील जमीन किंवा पाण्याखालील उद्या. नद्या, कालवे यांनी व्याप्त असलेली जमीन आणि शेती सोडून इतर उपयोगात आणलेली जमीन यांचा समावेश होतो. पडीक आणि लागवडीस योग्य नसलेल्या जमिनीत सर्व पडीक व लागवडीस योग्य नसलेली म्हणजेच पर्वत, वाळवंट इत्यादींचा समावेश होतो. जी जमीन अतिशय खर्च केल्याशिवाय लागवडीखाली येऊ शकत नाही अशी जमीन, ती स्वतंत्र गटात असो किंवा लागवड केलेल्या जमिनीत असो, तिला लागवडीस योग्य नसलेले क्षेत्र असे संबोधले जाते. कायम कुरणे आणि इतर चराऊ जमीन मिळून सर्व चराऊ जमीन होते, मग त्यात कायम कुरणे असोत किंवा नसोत. वनक्षेत्रातील गावांचे क्षेत्र आणि चराऊ क्षेत्र यांचा या शीर्षाखाली समावेश होतो. कसलेल्या निव्वळ क्षेत्रात समावेश नसलेल्या झाडेझुडपाखालील जमीन आणि आंबराया यांचा कसलेल्या निव्वळ क्षेत्राव्यतिरिक्त इतर शेतीविषयक वापरासाठी असलेल्या एकूण "लागवडीलायक" जमिनीत समावेश होतो. काटेरी झाडाखालील जमीन, छपराकरिता वापरण्याच्या गवताखालील जमीन, बांबूच्या झाडाखालील व इंधन म्हणून वापरण्यात येणाऱ्या वनराईखालील जमीन जिचा फळबागायत म्हणून समावेश होत नाही अशा जमिनीचा ह्यात समावेश होतो. "लागवडीलायक पड" जमिनीत एकूण लागवडीयोग्य उपलब्ध असलेली जमीन, जी सध्या वापरात असेल किंवा वापरात नसेल, परंतु जी एकदाच वापरली असेल, परंतु चालू वर्षी व गेल्या पांच किंवा जास्त वर्षात सतत कसली नसेल अशा जमिनीचा समावेश होतो. अशी जमीन पड जमीन किंवा झुडपांनी व जंगलव्याप्त असेल जिचा कोणत्याही कामाकरिता उपयोग होऊ शकत नाही अशा जमिनीचा सारा ठरवलेला असेल किंवा नसेल आणि अशी जमीन स्वतंत्र गटात किंवा लागवड केलेल्या जमिनीत असेल. चालू वर्षी पडीक ठेवलेल्या लागवडीखालील जमिनीचा "चालू पड" मध्ये अंतर्भाव होतो. एखादे पेरणी केलेले क्षेत्र त्याच वर्षात दुसऱ्यांदा लागवडीखाली आणले नसेल तर ते "चालू पड" जमीन म्हणून गणले जाते. "इतर पड" जमिनीत लागवडीखाली असलेल्या परंतु कमीतकमी एक वर्षे व जास्तीत जास्त पांच वर्षे लागवडीखाली नसलेल्या सर्व जमिनीचा समावेश होतो. अशा जमिनी पडीक ठेवण्यास खालीलपैकी एखादे कारण असू शकते.—(१) शेतकऱ्यांची हलाखीची आर्थिक परिस्थिती, (२) अपुरा पाणीपुरवठा, (३) हिवतापाचे हवामान, (४) गाळ व चिखल वाहून आणणाऱ्या नद्या व कालवे, (५) जमिनीची झीज, (६) कृषि उत्पादनाचा योग्य तो मोबदला न मिळणे. कसलेल्या

11. Agriculture :

11.1. In this section tables containing data and Land utilisation, principal crops and their production, area irrigated, agricultural implements and machinery and agricultural census are given.

11.2. The Geographical area according to village papers is calculated from the village returns prepared by the village officials for revenue purposes. There is difference between the figures of total area according to the Surveyor General of India and that according to the village papers; because the latter is calculated by totalling up areas of village returns while the former is calculated in blocks. Moreover, allowances made for areas covered by buildings, roads, etc. are different in two cases. Under 'Forests' are included all actually forested areas or lands classed or administered as forests under any legal enactment dealing with forests whether State owned or private. If any portion of such land is not actually wooded but put to some agricultural use, that portion is included under the appropriate heading of cultivated or uncultivated land. Land put to non-agricultural uses stands for all lands occupied by buildings, roads and railways or under water, e. g. rivers and canals and other lands put to uses other than for agricultural. *Barren and unculturable land* covers all barren and unculturable land like mountains, deserts etc. Land which cannot be brought under cultivation unless at a high cost, is classed as *unculturable*, whether such land is in isolated blocks or within cultivated holdings. *Permanent pastures* and other grazing land cover all grazing lands, whether they are permanent pastures and meadows or not. Village common and grazing lands within forest areas are included under this head. *Land under miscellaneous trees, crops and groves* not included in the net area sown includes all cultivable land which is not included under net area sown but is put to some agricultural use. Land under casuarina trees, thatching grass, bamboo bushes and other groves for fuel etc. which are not included under 'orchards' are classed under this category. *Culturable waste* includes all lands available for cultivation whether or not taken up for cultivation or taken up for cultivation once but not cultivated during the current and last five years or more in succession. Such lands may be either fallow or covered with shrubs and jungles which are not put to any use. They may or may not be assessed and may lie in isolated blocks or within cultivated holdings. *Current fallows* comprise cropped areas which are kept fallow during the current year. If any seeding area is not cropped again in the same year, it is also treated as current fallow. *Other fallow land* includes all lands which were taken up for cultivation but are temporarily out of cultivation for a period of not less than one year and not more than five years. The reasons for keeping such lands fallow may be one of the following (1) poverty of cultivators, (2) inadequate supply of water, (3) malarial climate, (4) silting of canals and rivers, (5) soil erosion and

निव्वळ क्षेत्रामध्ये निव्वळ लागवडीखाली असलेले क्षेत्र आणि फळांच्या बागा यांचासुद्धा समावेश होतो. एकापेक्षा अधिक वेळा लागवड केलेले क्षेत्र एकदाच मोजले जाते. एकूण लागवडीखालील क्षेत्रांमध्ये एकूण पिकांखालील क्षेत्राचा समावेश होतो. एकूण पिकांखालील क्षेत्र आणि कसलेले निव्वळ क्षेत्र यामध्ये फरक असण्याचे कारण म्हणजे त्याच जमिनीत त्याच वर्षी त्याच किंवा इतर पिकांची एकापेक्षा जास्त वेळा लागवड करणे हे होय.

११.३. निरनिराळ्या पिकांखालील क्षेत्राची माहिती गावांच्या कायदपत्रावरून घेण्यात येते. अंदाजित उत्पादनाचे आकडे अंशतः "पीक कापणी सर्वेक्षणाच्या" निष्कर्षावरून व अंशतः "पैसेवारी" पद्धतीच्या माहितीवरून घेण्यात येतात. सध्या पीक कापणी पाहण्या, तांदूळ, बाजरी, ज्वारी, गहू, नाचणी, हरभरा, तूर (अंशतः), ऊस, कापूस, भुईमूग व तंबाखू (सातारा, सांगली व कोल्हापूर जिल्ह्यात फक्त) ह्या पिकांसाठी घेण्यात येतात. जलसिंचनाच्या साधनांची गणना दर पाच वर्षांनी घेण्यात येते. मधल्या वर्षांमध्ये नवीन सिंचनाकरिता बांधलेल्या विहिरी किंवा उपयोगात न येणाऱ्या जुन्या विहिरी यांची नोंद घेण्याच्या सूचना ग्राम अधिकाऱ्यांना दिलेल्या असतात. त्यामुळे पूर्वीच्या पंचवार्षिक गणनेतील विहिरींच्या संख्येची आकडेवारी अद्ययावत करणे शक्य होते. पिकांच्या उत्पादनाच्या मूळ आकडेवारीवरून उत्पादनातील कल काय आहे ह्याबद्दल निश्चित कल्पना करणे शक्य नाही, त्यासाठी कृषि विभागाने प्रमुख पिकांखालील कृषि उत्पादनांच्या निर्देशांकांची मालिका तयार केली आहे. उत्पादकता निर्देशांक म्हणजे उत्पादन निर्देशांकांचे क्षेत्र निर्देशांकांशी असलेले प्रमाण गुणिले शंभर असे होय. १९७८ व १९८२ च्या पंचवार्षिक पशुधन गणनेत गोळा केलेली शेतीची अवजारे, साधने ह्यांची आकडेवारी व कृषि गणनेत गोळा केलेली वहित जमिनीची संख्या व त्याखालील क्षेत्राची आकडेवारीही देण्यात आली आहे.

(6) unremunerative nature of farming. The *net area sown* consists of net area sown with crops and orchards, area sown more than once being counted only once. The *gross cropped area* represents the sum total of area under all crops. The difference between the total cropped area and net area sown is accounted for by the area sown more than once on the same land during the same year with the same or different crops.

11.3. The data about area under different crops are compiled from village records. The estimates of outturn are based partly on the results of crop cutting surveys and partly on 'paisewari method'. At present, crop cutting surveys are being conducted in respect of rice, bajri, jawar, wheat, ragi, gram, tur (partly), sugarcane, cotton, groundnut and tobacco (Satara, Sangli and Kolhapur districts only). A census of irrigation sources takes place after every five years. For any intermediate years the village officers are instructed to note the number of new irrigation wells constructed or old wells which have gone out of use and thus bring up-to-date the earlier quinquennial census figures of number of wells. Correct idea regarding trends in production cannot be obtained from the absolute figures on production of crops. To overcome this difficulty, a series of index numbers of agricultural production of principal crops are compiled by the Department of Agriculture. The *productivity Index* is the ratio of index of production to the index of area multiplied by 100. The data on agricultural machinery and implements presented is as enumerated in quinquennial Livestock Census 1982 and data on operational holdings and area operated as per Agricultural Census are presented.

तस्ता क्रमांक No. 11.i (4.1)

| अनुक्रमांक Serial No. | जिल्हा | एकूण भौगोलिक क्षेत्र (गाव पत्रकानुसार) | जंगलव्यापक क्षेत्र | | |
|--------------------------|------------|---|--------------------|---------|--------|
| | | | 1982-83 | 1983-84 | |
| (1) | (2) | (3) | (4) | (5) | (6) |
| 1 | बहुमंबई | 380 | 380 | 15 | 15 |
| 2 | ठाणे | 9,337 | 9,337 | 3,675 | 3,675 |
| 3 | रायगड | 6,869 | 6,869 | 1,613 | 1,613 |
| 4 | रत्नागिरी | 12,788 | 12,788 | 308 | 308 |
| 5 | सिंधुदुर्ग | N.A.S. | N.A.S. | N.A.S. | N.A.S. |
| 6 | नाशिक | 15,633 | 15,633 | 3,357 | 3,345 |
| 7 | धुळे | 14,380 | 14,380 | 5,521 | 5,516 |
| 8 | जळगाव | 11,640 | 11,640 | 1,645 | 1,644 |
| 9 | अहमदनगर | 17,020 | 17,020 | 1,853 | 1,784 |
| 10 | पुणे | 15,620 | 15,620 | 1,844 | 1,844 |
| 11 | सातारा | 10,582 | 10,582 | 1,470 | 1,474 |
| 12 | सांगली | 8,610 | 8,610 | 481 | 479 |
| 13 | सोलापूर | 15,010 | 15,010 | 323 | 325 |
| 14 | कोल्हापूर | 8,179 | 8,179 | 1,468 | 1,468 |
| 15 | औरंगाबाद | 16,272 | 16,272 | 815 | 819 |
| 16 | जालना | N.A.S. | N.A.S. | N.A.S. | N.A.S. |
| 17 | परभणी | 12,503 | 12,503 | 379 | 379 |
| 18 | बीड | 11,169 | 11,169 | 213 | 212 |
| 19 | नांदेड | 10,331 | 10,331 | 798 | 800 |
| 20 | उस्मानाबाद | 14,027 | 14,027 | 13 | 13 |
| 21 | लातूर | N.A.S. | N.A.S. | N.A.S. | N.A.S. |
| 22 | बुलढाणा | 9,671 | 9,671 | 1,201 | 1,200 |
| 23 | अकोला | 10,560 | 10,560 | 689 | 688 |
| 24 | अमरावती | 12,217 | 12,217 | 3,240 | 3,238 |
| 25 | यवतमाळ | 13,519 | 13,519 | 2,486 | 2,482 |
| 26 | वर्धा | 6,289 | 6,289 | 675 | 675 |
| 27 | नागपूर | 9,864 | 9,864 | 1,839 | 1,853 |
| 28 | भंडारा | 9,279 | 9,279 | 2,627 | 2,666 |
| 29 | चंद्रपूर | 25,834 | 25,834 | 14,574 | 14,534 |
| 30 | गडचिरोली | N.A.S. | N.A.S. | N.A.S. | N.A.S. |
| महाराष्ट्र राज्य | | 3,07,583 | 3,07,583 | 53,122 | 53,049 |

N.A.S.—वेगळी उपलब्ध नाही।

AGRICULTURE

TABLE No. 11.1 (4.1)

Land Utilisation

(शंभर हेक्टरत)
(in hundred hectares)

| लागवडीसाठी उपलब्ध नसलेली जमीन Not available for cultivation | | | | | | इतर Other | | District |
|--|---------|-------------------------------------|---------|---------------|---------|---|---------|-------------------|
| बिगरशेती वापराखाली असलेली जमीन | | नापीक व लागवडी- खाली नसलेली जमीन | | एकूण Total | | कायम मुरचरण व इतर कुरणे | | |
| Land put to non-agricultural uses | | Barren and uncultivated land | | Total | | Permanent pastures and other grazing lands | | |
| 1982-83 | 1983-84 | 1982-83 | 1983-84 | 1982-83 | 1983-84 | 1982-83 | 1983-84 | (2) |
| (7) | (8) | (9) | (10) | (11) | (12) | (13) | (14) | |
| 190 | 190 | 73 | 73 | 263 | 263 | 6 | 6 | Greater Bombay |
| 651 | 651 | 817 | 817 | 1,468 | 1,468 | 875 | 875 | Thane |
| 371 | 371 | 1,285 | 1,284 | 1,656 | 1,655 | 327 | 327 | Raigad |
| 309 | 310 | 3,425 | 3,426 | 3,734 | 3,736 | 173 | 172 | Ratnagiri |
| N.A.S. | N.A.S. | N.A.S. | N.A.S. | N.A.S. | N.A.S. | N.A.S. | N.A.S. | Sindhudurg |
| 46 | 47 | 1,789 | 1,783 | 1,835 | 1,830 | 243 | 237 | Nashik |
| 198 | 198 | 599 | 601 | 797 | 799 | 489 | 488 | Dhule |
| 97 | 98 | 806 | 806 | 903 | 904 | 613 | 613 | Jalgaon |
| 81 | 84 | 1,465 | 1,463 | 1,546 | 1,547 | 413 | 405 | Ahmednagar |
| 435 | 438 | 1,536 | 1,616 | 1,971 | 2,054 | 1,025 | 968 | Pune |
| 276 | 281 | 1,097 | 1,101 | 1,373 | 1,382 | 931 | 919 | Satara |
| 296 | 289 | 433 | 437 | 729 | 726 | 179 | 182 | Sangli |
| 38 | 38 | 686 | 688 | 724 | 726 | 647 | 652 | Solapur |
| 318 | 340 | 420 | 419 | 738 | 759 | 411 | 418 | Kolhapur |
| 657 | 661 | 246 | 247 | 903 | 908 | 685 | 683 | Aurangabad |
| N.A.S. | N.A.S. | N.A.S. | N.A.S. | N.A.S. | N.A.S. | N.A.S. | N.A.S. | Jalna |
| 457 | 460 | 156 | 158 | 613 | 618 | 417 | 420 | Parbhani |
| 290 | 288 | 176 | 170 | 466 | 458 | 391 | 394 | Beed |
| 379 | 379 | 202 | 173 | 581 | 552 | 670 | 671 | Nanded |
| 246 | 254 | 156 | 156 | 402 | 410 | 385 | 385 | Osmarabad |
| N.A.S. | N.A.S. | N.A.S. | N.A.S. | N.A.S. | N.A.S. | N.A.S. | N.A.S. | Latur |
| 322 | 324 | 251 | 256 | 573 | 580 | 448 | 441 | Buldana |
| 410 | 415 | 266 | 271 | 676 | 686 | 637 | 637 | Akola |
| 400 | 409 | 182 | 182 | 582 | 591 | 619 | 616 | Amravati |
| 401 | 400 | 418 | 417 | 819 | 817 | 726 | 733 | Yavatmal |
| 400 | 506 | 71 | 70 | 471 | 476 | 440 | 441 | Wardha |
| 714 | 716 | 146 | 146 | 860 | 862 | 1,043 | 1,033 | Nagpur |
| 863 | 877 | 178 | 179 | 1,041 | 1,056 | 1,365 | 1,375 | Bhandara |
| 1,135 | 1,217 | 337 | 346 | 1,472 | 1,563 | 1,676 | 1,627 | Chandrapur |
| N.A.S. | N.A.S. | N.A.S. | N.A.S. | N.A.S. | N.A.S. | N.A.S. | N.A.S. | Gadchiroli |
| 9,980 | 10,141 | 17,216 | 17,285 | 27,196 | 27,426 | 15,834 | 15,718 | Maharashtra State |

Net available separately.

| अनुक्रमांक Serial No. | जिल्हा District | सागवडीसाली नसलेली (पड व्यतिरिक्त) जमीन uncultivated excluding fallow land | | | | | | पड जमीन Fallow land | | | | | | |
|--------------------------|--------------------|--|---------|---|---------|---------------|---------|-------------------------------|---------|-------------------------|---------|---------------|---------|--------|
| | | शादेमुहपा- खालील जमीन व आंबराया Land under miscellaneous tree crops and groves | | सागवडीलायक पड Culturable waste | | एकूण Total | | चालू पड Current fallows | | इतर पड Other fallows | | एकूण Total | | |
| | | 1982-83 | 1983-84 | 1982-83 | 1983-84 | 1982-83 | 1983-84 | 1982-83 | 1983-84 | 1982-83 | 1983-84 | 1982-83 | 1983-84 | |
| (1) | (2) | (15) | (16) | (17) | (18) | (19) | (20) | (21) | (22) | (23) | (24) | (25) | (26) | |
| 1 | बुध्नुर्बई | .. | .. | 9 | 9 | 15 | 15 | 3 | 3 | 18 | 18 | 21 | 21 | |
| 2 | ठाणे | .. | 64 | 64 | 397 | 397 | 1,336 | 1,336 | 162 | 162 | 73 | 73 | 235 | 235 |
| 3 | रायगड | .. | 323 | 324 | 377 | 381 | 1,027 | 1,032 | 203 | 200 | 417 | 420 | 620 | 620 |
| 4 | रत्नागिरी | .. | 388 | 388 | 2,955 | 2,953 | 3,516 | 3,513 | 481 | 476 | 1,198 | 1,193 | 1,679 | 1,669 |
| 5 | सिधुदुर्ग | .. | N.A.S. | N.A.S. | N.A.S. | N.A.S. | N.A.S. | N.A.S. | N.A.S. | N.A.S. | N.A.S. | N.A.S. | N.A.S. | |
| 6 | नासिक | .. | 6 | 6 | 191 | 197 | 440 | 440 | 362 | 325 | 320 | 312 | 682 | 637 |
| 7 | पुळे | .. | 10 | 10 | 59 | 59 | 558 | 557 | 13 | 13 | 130 | 128 | 143 | 141 |
| 8 | जळगांव | .. | 6 | 7 | 58 | 62 | 677 | 682 | 113 | 103 | 76 | 79 | 189 | 182 |
| 9 | अहमदनगर | .. | .. | .. | 144 | 130 | 557 | 535 | 526 | 484 | 327 | 328 | 853 | 812 |
| 10 | पुणे | .. | .. | .. | 353 | 349 | 1,378 | 1,317 | 202 | 191 | 175 | 174 | 377 | 365 |
| 11 | सातारा | .. | 1 | 1 | 400 | 395 | 1,332 | 1,315 | 302 | 306 | 377 | 420 | 679 | 726 |
| 12 | सांगली | .. | 111 | 112 | 97 | 75 | 387 | 369 | 379 | 350 | 648 | 610 | 1,027 | 960 |
| 13 | सोलापूर | .. | 50 | 45 | 383 | 374 | 1,080 | 1,071 | 821 | 782 | 903 | 841 | 1,724 | 1,623 |
| 14 | कोल्हापूर | .. | 60 | 59 | 689 | 680 | 1,160 | 1,157 | 314 | 306 | 362 | 369 | 676 | 675 |
| 15 | औरंगाबाद | .. | 130 | 131 | 192 | 193 | 1,007 | 1,007 | 404 | 361 | 209 | 207 | 613 | 568 |
| 16 | जालना | .. | N.A.S. | N.A.S. | N.A.S. | N.A.S. | N.A.S. | N.A.S. | N.A.S. | N.A.S. | N.A.S. | N.A.S. | N.A.S. | |
| 17 | परभणी | .. | 34 | 35 | 433 | 437 | 884 | 892 | 372 | 351 | 186 | 159 | 558 | 510 |
| 18 | बीड | .. | 15 | 15 | 452 | 437 | 858 | 846 | 1,285 | 1,391 | 420 | 381 | 1,705 | 1,772 |
| 19 | नांदेड | .. | 51 | 50 | 284 | 298 | 1,005 | 1,019 | 392 | 377 | 92 | 110 | 484 | 487 |
| 20 | उस्मानाबाद | .. | 78 | 73 | 670 | 642 | 1,133 | 1,100 | 600 | 532 | 459 | 394 | 1,059 | 926 |
| 21 | लातूर | .. | N.A.S. | N.A.S. | N.A.S. | N.A.S. | N.A.S. | N.A.S. | N.A.S. | N.A.S. | N.A.S. | N.A.S. | N.A.S. | |
| 22 | बुलढाणा | .. | 11 | 11 | 118 | 90 | 577 | 542 | 243 | 211 | 293 | 265 | 536 | 476 |
| 23 | अकोला | .. | 19 | 19 | 71 | 67 | 727 | 723 | 58 | 54 | 134 | 128 | 192 | 182 |
| 24 | अमरावती | .. | 80 | 81 | 73 | 75 | 772 | 772 | 234 | 222 | 191 | 189 | 425 | 411 |
| 25 | यवतमाळ | .. | 113 | 111 | 226 | 234 | 1,065 | 1,078 | 246 | 263 | 351 | 340 | 597 | 603 |
| 26 | वर्धा | .. | 74 | 73 | 141 | 122 | 655 | 636 | 102 | 93 | 121 | 106 | 223 | 199 |
| 27 | नामपूर | .. | 28 | 27 | 174 | 119 | 1,245 | 1,179 | 319 | 268 | 172 | 131 | 491 | 399 |
| 28 | मंडारा | .. | 75 | 75 | 261 | 193 | 1,701 | 1,643 | 224 | 110 | 152 | 79 | 376 | 189 |
| 29 | चंद्रपूर | .. | 130 | 132 | 656 | 619 | 2,462 | 2,378 | 301 | 309 | 230 | 176 | 531 | 485 |
| 30 | गडचिरोली | .. | N.A.S. | N.A.S. | N.A.S. | N.A.S. | N.A.S. | N.A.S. | N.A.S. | N.A.S. | N.A.S. | N.A.S. | A.A.S. | |
| महाराष्ट्र राज्य | | .. | 1,857 | 1,849 | 9,863 | 9,587 | 27,554 | 27,154 | 8,661 | 8,243 | 8,034 | 7,630 | 16,695 | 15,873 |

N.A.S.—माहिती वेगळी उपलब्ध नाही/

द्वीप.—आकडे अस्थायी आहेत.

आधार.—कृषि संचालनालय, महाराष्ट्र शासन, पुणे.

TABLE NO. 11.1 (4.1)—contd.

| लागवडी- सालील निम्बळ क्षेत्र | | एकापेक्षा अधिक वेळा लागवड केलेले क्षेत्र | | लागवडी- सालील एकूण क्षेत्र | | District |
|------------------------------------|-----------------|---|---------------|----------------------------------|-----------------|--------------------------|
| Net area sown | | Area sown more than once | | Gross cropped area | | |
| 1982-83 | 1983-84 | 1982-83 | 1983-84 | 1982-83 | 1983-84 | |
| (27) | (28) | (29) | (30) | (31) | (32) | (2) |
| 66 | 66 | 3 | 2 | 69 | 69 | Gr. Bombay. |
| 2,623 | 2,623 | 127 | 186 | 2,750 | 2,809 | Thane |
| 1,953 | 1,949 | 343 | 392 | 2,296 | 2,341 | Raigad |
| 3,551 | 3,562 | 227 | 350 | 3,778 | 3,912 | Ratnagiri |
| N.A.S. | N.A.S. | N.A.S. | N.A.S. | N.A.S. | N.A.S. | Sindhudurg |
| 9,319 | 9,381 | 190 | 747 | 9,509 | 10,128 | Nashik |
| 7,361 | 7,367 | 87 | 584 | 7,448 | 7,951 | Dhule |
| 8,226 | 8,228 | 1,403 | 1,780 | 9,629 | 10,008 | Jalgaon |
| 12,211 | 12,342 | 922 | 1,295 | 13,133 | 13,637 | Ahmadnagar |
| 10,050 | 10,040 | 1,213 | 1,532 | 11,263 | 11,572 | Pune |
| 5,728 | 5,685 | 812 | 1,763 | 6,540 | 7,448 | Satara |
| 5,986 | 6,076 | 510 | 605 | 6,496 | 6,681 | Sangli |
| 11,159 | 11,265 | 767 | 1,045 | 11,926 | 12,310 | Solapur |
| 4,137 | 4,120 | 479 | 372 | 4,616 | 4,492 | Kolhapur |
| 12,934 | 12,970 | 2,325 | 1,318 | 15,259 | 14,288 | Aurangabad |
| N.A.S. | N.A.S. | N.A.S. | N.A.S. | N.A.S. | N.A.S. | Jalna |
| 10,069 | 10,104 | 1,415 | 1,567 | 11,484 | 11,671 | Parbhani |
| 7,927 | 7,881 | 1,157 | 1,073 | 9,084 | 8,954 | Beed |
| 7,463 | 7,473 | 435 | 672 | 7,898 | 8,145 | Nanded |
| 11,420 | 11,578 | 2,093 | 2,016 | 13,513 | 13,594 | Osmanabad |
| N.A.S. | N.A.S. | N.A.S. | N.A.S. | N.A.S. | N.A.S. | Latur |
| 6,784 | 6,873 | 1,011 | 1,128 | 7,795 | 8,001 | Buldana |
| 8,276 | 8,281 | 655 | 716 | 8,931 | 8,997 | Akola |
| 7,198 | 7,205 | 577 | 793 | 7,775 | 7,998 | Amravati |
| 8,552 | 8,539 | 203 | 364 | 8,755 | 8,903 | Yavatmal |
| 4,265 | 4,303 | 134 | 341 | 4,399 | 4,644 | Wardha |
| 5,429 | 5,571 | 641 | 655 | 6,070 | 6,226 | Nagpur |
| 3,534 | 3,725 | 1,021 | 1,566 | 4,555 | 5,291 | Bhandara |
| 6,795 | 6,874 | 908 | 932 | 7,703 | 7,806 | Chandrapur |
| N.A.S. | N.A.S. | N.A.S. | N.A.S. | N.A.S. | N.A.S. | Gadchiroli |
| 1,83,016 | 1,84,081 | 19,658 | 23,794 | 2,02,674 | 2,07,875 | Maharashtra State |

Not available separately.

Note.—Figures are provisional.

Source.—Directorate of Agriculture, Government of Maharashtra, Pune.

| अनुक्रमांक Serial No. | जिल्हा | वर्ष Year | तांदूळ Rice | | गहू Wheat | | ज्वारी Jowar | | बाजरी Bajri | |
|-----------------------------|------------|--------------|-----------------|--------------------|-----------------|--------------------|-----------------|--------------------|-----------------|--------------------|
| | | | क्षेत्र Area | उत्पादन Outturn | क्षेत्र Area | उत्पादन Outturn | क्षेत्र Area | उत्पादन Outturn | क्षेत्र Area | उत्पादन Outturn |
| (1) | (2) | (3) | (4) | (5) | (6) | (7) | (8) | (9) | (10) | (11) |
| 1 | बृहन्मंबई | 1982-83 | 9 | 15 | .. | .. | .. | .. | .. | .. |
| | | 1983-84 | 6 | 10 | .. | .. | .. | .. | .. | .. |
| 2 | ठाणे | 1982-83 | 1,509 | 2,689 | .. | .. | .. | .. | .. | .. |
| | | 1983-84 | 1,544 | 3,128 | .. | .. | .. | .. | .. | .. |
| 3 | रायगड | 1982-83 | 1,517 | 2,831 | .. | .. | .. | .. | .. | .. |
| | | 1983-84 | 1,578 | 2,724 | .. | .. | .. | .. | .. | .. |
| 4 | रत्नागिरी | 1982-83 | 814 | 1,369 | .. | .. | .. | .. | .. | .. |
| | | 1983-84 | 833 | 1,638 | .. | .. | .. | .. | .. | .. |
| 5 | सिंधुदुर्ग | 1982-83 | 737 | 1,157 | .. | .. | .. | .. | .. | .. |
| | | 1983-84 | 737 | 1,139 | .. | .. | .. | .. | .. | .. |
| 6 | नाशिक | 1982-83 | 388 | 412 | 921 | 633 | 989 | 564 | 3,120 | 866 |
| | | 1983-84 | 400 | 547 | 954 | 740 | 952 | 572 | 3,530 | 1,489 |
| 7 | धुळे | 1982-83 | 242 | 149 | 408 | 302 | 1,708 | 1,023 | 1,282 | 599 |
| | | 1983-84 | 244 | 199 | 508 | 648 | 1,817 | 1,740 | 1,366 | 1,124 |
| 8 | जळगांव | 1982-83 | 85 | 125 | 425 | 451 | 2,548 | 2,908 | 1,082 | 524 |
| | | 1983-84 | 83 | 139 | 556 | 600 | 2,753 | 3,625 | 1,176 | 773 |
| 9 | अहमदनगर | 1982-83 | 69 | 103 | 638 | 734 | 6,296 | 2,369 | 1,785 | 339 |
| | | 1983-84 | 68 | 118 | 818 | 1,071 | 5,671 | 2,536 | 3,417 | 1,679 |
| 10 | पुणे | 1982-83 | 509 | 715 | 442 | 471 | 5,220 | 1,953 | 822 | 310 |
| | | 1983-84 | 542 | 875 | 482 | 591 | 4,948 | 2,393 | 1,763 | 866 |
| 11 | सातारा | 1982-83 | 356 | 544 | 261 | 308 | 2,480 | 1,971 | 841 | 122 |
| | | 1983-84 | 374 | 639 | 276 | 329 | 2,517 | 2,399 | 1,206 | 425 |
| 12 | सांगली | 1982-83 | 161 | 277 | 381 | 236 | 1,973 | 1,467 | 769 | 96 |
| | | 1983-84 | 171 | 327 | 379 | 344 | 2,335 | 2,874 | 987 | 288 |
| 13 | सोलापूर | 1982-83 | 41 | 61 | 460 | 350 | 8,026 | 1,510 | 335 | 49 |
| | | 1983-84 | 45 | 72 | 540 | 641 | 7,546 | 2,693 | 493 | 233 |
| 14 | कोल्हापूर | 1982-83 | 965 | 1,826 | 162 | 163 | 446 | 604 | 13 | 1 |
| | | 1983-84 | 993 | 2,152 | 191 | 244 | 501 | 1,067 | 13 | 3 |
| 15 | औरंगाबाद | 1982-83 | 46 | 27 | 470 | 338 | 3,233 | 1,633 | 1,516 | 715 |
| | | 1983-84 | 47 | 40 | 571 | 564 | 3,189 | 1,426 | 1,717 | 908 |
| 16 | जालना | 1982-83 | 39 | 22 | 441 | 313 | 2,166 | 1,435 | 417 | 140 |
| | | 1983-84 | 38 | 37 | 523 | 463 | 2,145 | 1,721 | 470 | 267 |
| 17 | परभणी | 1982-83 | 227 | 153 | 582 | 469 | 3,485 | 2,717 | 94 | 38 |
| | | 1983-84 | 232 | 222 | 694 | 600 | 3,550 | 1,977 | 103 | 53 |
| 18 | बीड | 1982-83 | 70 | 49 | 452 | 267 | 4,238 | 2,194 | 1,238 | 433 |
| | | 1983-84 | 64 | 60 | 500 | 327 | 3,779 | 2,068 | 1,324 | 719 |
| 19 | नदिड | 1982-83 | 346 | 254 | 399 | 287 | 2,889 | 3,940 | 12 | 5 |
| | | 1983-84 | 363 | 398 | 481 | 316 | 2,915 | 1,053 | 12 | 7 |
| 20 | उस्मानाबाद | 1982-83 | 394 | 247 | 563 | 406 | 5,286 | 4,398 | 226 | 86 |
| | | 1983-84 | 151 | 146 | 382 | 374 | 2,863 | 1,989 | 84 | 32 |
| 21 | लातूर | 1982-83 | N.A.S. | N.A.S. | N.A.S. | N.A.S. | N.A.S. | N.A.S. | N.A.S. | N.A.S. |
| | | 1983-84 | 253 | 197 | 360 | 296 | 2,708 | 1,645 | 174 | 64 |
| 22 | बुलडाणा | 1982-83 | 32 | 21 | 275 | 180 | 2,449 | 3,053 | 96 | 38 |
| | | 1983-84 | 30 | 26 | 467 | 450 | 2,389 | 3,648 | 88 | 51 |
| 23 | अकोला | 1982-83 | 79 | 51 | 454 | 290 | 2,743 | 2,031 | 54 | 21 |
| | | 1983-84 | 76 | 61 | 515 | 448 | 2,744 | 2,675 | 48 | 24 |

AGRICULTURE

TABLE No. 11-2 (4.2)

Area and outturn of principal crops

(क्षेत्र संभार हेक्टरात व उत्पादन संभार टनात)
(Area in '00 hectares and outturn in '00 tonnes)

| नाचणी Ragi | | मका Maize | | बारी Barley | | इतर तृण धान्ये Other cereals | | एकूण तृण धान्ये Total cereals | | हरभरा Gram | | District |
|-----------------|-------------------------|-----------------|-------------------------|-----------------|-------------------------|---------------------------------|-------------------------|----------------------------------|-------------------------|-----------------|-------------------------|----------------|
| क्षेत्र Area | उत्पादन Out- turn | क्षेत्र Area | उत्पादन Out- turn | क्षेत्र Area | उत्पादन Out- turn | क्षेत्र Area | उत्पादन Out- turn | क्षेत्र Area | उत्पादन Out- turn | क्षेत्र Area | उत्पादन Out- turn | |
| (12) | (13) | (14) | (15) | (16) | (17) | (18) | (19) | (20) | (21) | (22) | (23) | |
| .. | .. | .. | .. | .. | .. | .. | .. | 9 | 15 | .. | .. | Greater-Bombay |
| .. | .. | .. | .. | .. | .. | .. | .. | 6 | 10 | .. | .. | .. |
| 189 | 187 | 2 | 2 | .. | .. | 69 | 39 | 1,769 | 2,917 | 12 | 4 | Thane |
| 188 | 214 | 1 | 1 | .. | .. | 72 | 41 | 1,805 | 3,384 | 12 | 5 | .. |
| 204 | 184 | 2 | 2 | .. | .. | 46 | 28 | 1,769 | 3,045 | 18 | 6 | Raigad |
| 210 | 192 | 1 | 1 | .. | .. | 46 | 29 | 1,775 | 2,946 | 18 | 8 | .. |
| 375 | 342 | 1 | 1 | .. | .. | 256 | 141 | 1,446 | 1,853 | .. | .. | Ratnagiri |
| 387 | 383 | .. | .. | .. | .. | 256 | 150 | 2,313 | 3,416 | .. | .. | .. |
| 100 | 104 | 1 | 1 | .. | .. | N.A.S. | N.A.S. | 838 | 1,262 | .. | .. | Sindhudurg |
| 99 | 105 | 1 | 1 | .. | .. | N.A.S. | N.A.S. | N.A.S. | N.A.S. | .. | .. | .. |
| 480 | 471 | 22 | 21 | .. | .. | 232 | 102 | 6,152 | 3,069 | 275 | 118 | Nashik |
| 486 | 567 | 27 | 33 | .. | .. | 252 | 164 | 6,601 | 4,112 | 284 | 120 | .. |
| 120 | 122 | 82 | 74 | .. | .. | 274 | 80 | 4,116 | 2,349 | 97 | 39 | Dhule |
| 121 | 119 | 80 | 103 | .. | .. | 294 | 144 | 4,430 | 4,073 | 127 | 66 | .. |
| .. | .. | 8 | 7 | .. | .. | .. | .. | 4,148 | 4,015 | 87 | 33 | Jalgaon |
| .. | .. | 10 | 14 | .. | .. | 6 | 4 | 4,584 | 5,155 | 130 | 95 | .. |
| 57 | 58 | 19 | 31 | .. | .. | 74 | 31 | 8,938 | 3,665 | 223 | 73 | Ahmadnagar |
| 57 | 60 | 37 | 50 | 3 | 3 | 101 | 81 | 10,172 | 5,598 | 277 | 140 | .. |
| 143 | 145 | 58 | 108 | 5 | 4 | 114 | 118 | 7,313 | 3,824 | 343 | 139 | Pune |
| 149 | 119 | 184 | 378 | 8 | 8 | 142 | 114 | 8,218 | 5,344 | 353 | 200 | .. |
| 133 | 110 | 3 | 5 | 1 | 1 | 73 | 12 | 4,148 | 3,072 | 167 | 59 | Satara |
| 135 | 160 | 11 | 21 | .. | .. | 73 | 22 | 4,592 | 3,995 | 166 | 63 | .. |
| 16 | 13 | 93 | 163 | .. | .. | 62 | 23 | 3,455 | 2,275 | 205 | 65 | Sangli |
| 16 | 17 | 111 | 175 | .. | .. | 68 | 27 | 4,067 | 4,052 | 189 | 78 | .. |
| .. | .. | 185 | 231 | 8 | 7 | .. | .. | 9,055 | 2,208 | 295 | 71 | Solapur |
| .. | .. | 187 | 274 | 8 | 8 | 87 | 70 | 8,906 | 3,991 | 337 | 146 | .. |
| 433 | 406 | 66 | 86 | .. | .. | 97 | 37 | 2,182 | 3,123 | 124 | 58 | Kolhapur |
| 425 | 464 | 96 | 137 | .. | .. | 131 | 58 | 2,350 | 4,125 | 146 | 77 | .. |
| .. | .. | 77 | 131 | .. | .. | 23 | 24 | 5,365 | 2,868 | 239 | 57 | Aurangabad |
| .. | .. | 45 | 77 | .. | .. | 4 | 6 | 8,773 | 5,550 | 285 | 86 | .. |
| .. | .. | N.A.S. | N.A.S. | .. | .. | N.A.S. | N.A.S. | 3,063 | 1,910 | 137 | 37 | Jalna |
| .. | .. | 24 | 41 | .. | .. | N.A.S. | N.A.S. | N.A.S. | N.A.S. | 157 | 75 | .. |
| .. | .. | 10 | 16 | .. | .. | 10 | 7 | 4,408 | 3,400 | 316 | 87 | Parbhani |
| .. | .. | 10 | 14 | .. | .. | 20 | 15 | 4,609 | 2,881 | 365 | 113 | .. |
| .. | .. | 9 | 15 | .. | .. | 82 | 21 | 6,109 | 2,979 | 291 | 110 | Beed |
| .. | .. | 10 | 12 | .. | .. | 68 | 27 | 5,745 | 3,213 | 304 | 99 | .. |
| .. | .. | 5 | 8 | 16 | 5 | 23 | 8 | 3,690 | 4,507 | 158 | 44 | Nanded |
| .. | .. | 6 | 8 | 18 | 10 | 20 | 7 | 3,815 | 1,799 | 195 | 53 | .. |
| 3 | 3 | 70 | 105 | 57 | 40 | 146 | 36 | 6,745 | 5,321 | 329 | 133 | Osmanabad |
| 3 | 3 | 28 | 26 | 44 | 36 | 191 | 97 | 7,290 | 4,938 | 418 | 235 | .. |
| N.A.S. | N.A.S. | N.A.S. | N.A.S. | N.A.S. | N.A.S. | N.A.S. | N.A.S. | N.A.S. | N.A.S. | 228 | 80 | Latur |
| N.A.S. | N.A.S. | 33 | 20 | 16 | 13 | N.A.S. | N.A.S. | N.A.S. | N.A.S. | 289 | 126 | .. |
| .. | .. | .. | .. | .. | .. | 25 | 11 | 2,877 | 3,303 | 81 | 33 | Buldana |
| .. | .. | 14 | 24 | .. | .. | 22 | 7 | 3,010 | 4,206 | 98 | 41 | .. |
| .. | .. | 2 | 4 | .. | .. | 4 | 1 | 3,336 | 2,398 | 137 | 27 | Akola |
| .. | .. | 2 | 4 | .. | .. | 6 | 2 | 3,391 | 3,214 | 150 | 149 | .. |

| (1) | (2) | (3) | (4) | (5) | (6) | (7) | (8) | (9) | (10) | (11) |
|-----|---------------------|---------|--------|--------|--------|--------|--------|--------|--------|--------|
| 24 | अमरावती .. | 1982-83 | 131 | 68 | 453 | 313 | 1,936 | 2,606 | 62 | 23 |
| | | 1983-84 | 123 | 92 | 529 | 532 | 1,894 | 2,337 | 54 | 22 |
| 25 | यवतमाळ .. | 1982-83 | 119 | 83 | 218 | 194 | 2,589 | 3,577 | 100 | 40 |
| | | 1983-84 | 108 | 89 | 237 | 273 | 2,385 | 2,545 | 89 | 49 |
| 26 | वर्धा .. | 1982-83 | 89 | 112 | 367 | 441 | 1,271 | 1,617 | 5 | 2 |
| | | 1983-84 | 88 | 75 | 367 | 464 | 1,247 | 1,181 | 6 | 2 |
| 27 | नागपूर .. | 1982-83 | 369 | 406 | 741 | 510 | 2,129 | 1,841 | 4 | 1 |
| | | 1983-84 | 385 | 512 | 789 | 624 | 2,148 | 1,474 | 5 | 2 |
| 28 | महारा .. | 1982-83 | 2,906 | 2,542 | 288 | 181 | 314 | 162 | .. | .. |
| | | 1983-84 | 3,036 | 4,688 | 304 | 217 | 309 | 217 | .. | .. |
| 29 | चंद्रपूर .. | 1982-83 | 2,585 | 3,145 | 406 | 196 | 2,027 | 952 | 2 | 1 |
| | | 1983-84 | 1,351 | 2,363 | 342 | 225 | 1,845 | 846 | .. | .. |
| 30 | गडचिरोली .. | 1982-83 | 29 | 35 | N.A.S. | N.A.S. | N.A.S. | N.A.S. | N.A.S. | N.A.S. |
| | | 1983-84 | 1,310 | 1,897 | 67 | 40 | 255 | 83 | .. | .. |
| | महाराष्ट्र राज्य .. | 1982-83 | 14,863 | 19,488 | 10,227 | 8,033 | 66,470 | 46,525 | 13,895 | 4,449 |
| | | 1983-84 | 15,213 | 24,606 | 11,832 | 11,421 | 65,405 | 46,784 | 18,125 | 9,080 |

N.A.S.—वेगळी उपलब्ध नाही।

TABLE No. 11-2 (4-2)

| (12) | (13) | (14) | (15) | (16) | (17) | (18) | (19) | (20) | (21) | (22) | (23) | (2) |
|--------|--------|--------|--------|------|------|--------|--------|----------|--------|-------|-------|-------------------|
| .. | .. | 8 | 14 | .. | .. | 67 | 14 | 2,657 | 3,038 | 112 | 47 | Amravati |
| .. | .. | 7 | 13 | .. | .. | 75 | 15 | 2,682 | 3,011 | 128 | 55 | |
| .. | .. | 1 | 2 | .. | .. | .. | .. | 3,027 | 3,895 | 57 | 16 | Yavatmal |
| .. | .. | 1 | 2 | .. | .. | 1 | .. | 2,821 | 2,958 | 61 | 21 | |
| .. | .. | .. | .. | .. | .. | .. | .. | 1,731 | 2,172 | 44 | 11 | Wardha |
| .. | .. | .. | .. | .. | .. | .. | .. | 1,708 | 1,722 | 50 | 16 | |
| .. | .. | 6 | 6 | .. | .. | 1 | .. | 3,270 | 2,764 | 148 | 51 | Nagpur |
| .. | .. | 6 | 3 | .. | .. | 1 | .. | 3,335 | 2,616 | 160 | 61 | |
| .. | .. | 5 | 5 | .. | .. | 31 | 12 | 3,544 | 2,902 | 108 | 40 | Bhandara |
| .. | .. | 2 | 1 | .. | .. | 35 | 9 | 3,686 | 5,132 | 111 | 43 | |
| 5 | 5 | 35 | 38 | .. | .. | 15 | 4 | 5,134 | 4,376 | 96 | 29 | Chandrapur |
| 5 | 6 | 27 | 13 | .. | .. | 38 | 18 | 5,249 | 5,500 | 99 | 34 | |
| N.A.S. | N.A.S. | N.A.S. | N.A.S. | .. | .. | N.A.S. | N.A.S. | N.A.S. | N.A.S. | 41 | 12 | Gadchiroli |
| N.A.S. | N.A.S. | 9 | 9 | .. | .. | N.A.S. | N.A.S. | N.A.S. | N.A.S. | 40 | 13 | |
| 2,258 | 2,150 | 770 | 1,076 | 87 | 57 | 1,724 | 749 | 1,10,294 | 82,527 | 4,368 | 1,479 | Maharashtra State |
| 2,281 | 2,409 | 970 | 1,455 | 98 | 79 | 2,009 | 1,107 | 1,15,933 | 96,941 | 4,949 | 2,118 | |

Not available separately.

| अनुक्रमांक Serial No. | जिल्हा | वर्ष Year | तूर | | इतर कडधान्ये | | एकूण कडधान्ये | | एकूण अन्नधान्ये | | ऊस | |
|-----------------------------|------------|--------------|-----------------|---------------------|-----------------|---------------------|-----------------|---------------------|-----------------|---------------------|-----------------|---------------------|
| | | | क्षेत्र Area | उत्पादन Out-turn | क्षेत्र Area | उत्पादन Out-turn | क्षेत्र Area | उत्पादन Out-turn | क्षेत्र Area | उत्पादन Out-turn | क्षेत्र Area | उत्पादन Out-turn |
| (1) | (2) | (3) | (24) | (25) | (26) | (27) | (28) | (29) | (30) | (31) | (32) | (33) |
| 1 | दहमंबई | .. 1982-83 | .. | .. | .. | .. | .. | .. | 9 | 15 | .. | .. |
| | | 1983-84 | .. | .. | .. | .. | .. | .. | 6 | 10 | .. | .. |
| 2 | ठाणे | .. 1982-83 | 39 | 13 | 139 | 41 | 190 | 58 | 1,954 | 2,975 | .. | .. |
| | | 1983-84 | 43 | 14 | 173 | 46 | 228 | 65 | 2,033 | 3,449 | .. | .. |
| 3 | रायगड | .. 1982-83 | 20 | 7 | 129 | 28 | 167 | 41 | 1,936 | 3,086 | .. | .. |
| | | 1983-84 | 19 | 8 | 129 | 30 | 166 | 46 | 1,941 | 2,992 | .. | .. |
| 4 | रत्नागिरी | .. 1982-83 | .. | .. | 52 | 10 | 52 | 10 | 1,498 | 1,863 | .. | .. |
| | | 1983-84 | .. | .. | 48 | 10 | 48 | 10 | 1,524 | 2,181 | .. | .. |
| 5 | सिंधुदुर्ग | .. 1982-83 | 3 | 1 | 107 | 24 | 110 | 25 | 948 | 1,287 | .. | .. |
| | | 1983-84 | 4 | 1 | 97 | 24 | 101 | 25 | 938 | 1,270 | .. | .. |
| 6 | नाशिक | .. 1982-83 | 48 | 40 | 738 | 202 | 1,061 | 360 | 7,213 | 3,429 | 226 | 2,200 |
| | | 1983-84 | 57 | 44 | 767 | 257 | 1,168 | 421 | 7,709 | 4,533 | 269 | 2,280 |
| 7 | पुणे | .. 1982-83 | 95 | 58 | 1,025 | 320 | 1,217 | 417 | 5,333 | 2,766 | 115 | 899 |
| | | 1983-84 | 110 | 95 | 1,187 | 419 | 1,424 | 580 | 5,854 | 4,653 | 111 | 757 |
| 8 | जळगांव | .. 1982-83 | 127 | 77 | 1,753 | 775 | 1,967 | 885 | 6,115 | 4,900 | 110 | 828 |
| | | 1983-84 | 130 | 108 | 2,413 | 1,113 | 2,673 | 1,316 | 7,257 | 6,471 | 111 | 759 |
| 9 | अहमदनगर | .. 1982-83 | 67 | 33 | 118 | 22 | 408 | 128 | 9,346 | 3,793 | 795 | 6,444 |
| | | 1983-84 | 134 | 72 | 250 | 91 | 661 | 303 | 10,833 | 5,901 | 750 | 5,944 |
| 10 | पुणे | .. 1982-83 | 48 | 17 | 243 | 62 | 634 | 218 | 7,947 | 4,042 | 352 | 3,624 |
| | | 1983-84 | 67 | 52 | 432 | 123 | 852 | 375 | 9,070 | 5,719 | 345 | 3,086 |
| 11 | सातारा | .. 1982-83 | 67 | 24 | 357 | 114 | 597 | 197 | 4,739 | 3,370 | 267 | 2,117 |
| | | 1983-84 | 80 | 67 | 461 | 118 | 707 | 248 | 5,299 | 4,243 | 265 | 2,150 |
| 12 | सांगली | .. 1982-83 | 93 | 33 | 385 | 105 | 683 | 203 | 4,138 | 2,478 | 339 | 3,028 |
| | | 1983-84 | 108 | 92 | 536 | 187 | 833 | 357 | 4,900 | 4,409 | 287 | 2,499 |
| 13 | सोलापूर | .. 1982-83 | 281 | 97 | 323 | 67 | 899 | 235 | 9,954 | 2,443 | 293 | 2,841 |
| | | 1983-84 | 448 | 208 | 564 | 151 | 1,349 | 505 | 10,255 | 4,496 | 302 | 2,439 |
| 14 | कोल्हापूर | .. 1982-83 | 53 | 39 | 95 | 37 | 272 | 134 | 2,454 | 3,257 | 605 | 5,884 |
| | | 1983-84 | 59 | 52 | 106 | 37 | 311 | 166 | 2,661 | 4,291 | 564 | 4,804 |
| 15 | औरंगाबाद | .. 1982-83 | 248 | 82 | 1,782 | 464 | 2,675 | 721 | 7,622 | 5,499 | 189 | 1,543 |
| | | 1983-84 | 257 | 115 | 1,904 | 699 | 2,875 | 1,131 | 11,648 | 6,681 | 142 | 1,044 |
| 16 | जालना | .. 1982-83 | 269 | 81 | N.A.S. | N.A.S. | N.A.S. | N.A.S. | 3,481 | N.A.S. | 72 | 546 |
| | | 1983-84 | 272 | 156 | N.A.S. | N.A.S. | N.A.S. | N.A.S. | N.A.S. | N.A.S. | 52 | 333 |
| 17 | परभणी | .. 1982-83 | 493 | 249 | 1,150 | 363 | 1,059 | 694 | 6,367 | 4,099 | 63 | 412 |
| | | 1983-84 | 511 | 309 | 1,328 | 400 | 2,204 | 822 | 6,813 | 3,703 | 49 | 203 |
| 18 | बीड | .. 1982-83 | 368 | 204 | 372 | 81 | 1,031 | 395 | 7,140 | 3,374 | 103 | 811 |
| | | 1983-84 | 338 | 194 | 332 | 112 | 974 | 405 | 6,719 | 3,618 | 77 | 497 |
| 19 | नांदेड | .. 1982-83 | 406 | 216 | 623 | 243 | 1,187 | 503 | 4,877 | 5,010 | 102 | 709 |
| | | 1983-84 | 392 | 190 | 628 | 136 | 1,215 | 379 | 5,030 | 2,178 | 76 | 370 |
| 20 | उस्मानाबाद | .. 1982-83 | 1,001 | 391 | 1,125 | 300 | 2,683 | 904 | 9,954 | 6,225 | 206 | 1,644 |
| | | 1983-84 | 529 | 350 | 1,030 | 307 | 2,797 | 1,315 | 10,087 | 6,253 | 79 | 488 |
| 21 | लातूर | .. 1982-83 | N.A.S. | N.A.S. | N.A.S. | N.A.S. | N.A.S. | N.A.S. | N.A.S. | N.A.S. | N.A.S. | N.A.S. |
| | | 1983-84 | 531 | 297 | N.A.S. | N.A.S. | N.A.S. | N.A.S. | N.A.S. | N.A.S. | 62 | 396 |
| 22 | बुलढाणा | .. 1982-83 | 444 | 233 | 852 | 190 | 1,377 | 456 | 4,254 | 3,759 | 15 | 85 |
| | | 1983-84 | 458 | 243 | 1,083 | 361 | 1,639 | 645 | 4,649 | 4,851 | 13 | 83 |
| 23 | अकोला | .. 1982-83 | 535 | 445 | 935 | 267 | 1,607 | 739 | 4,953 | 3,137 | 5 | 26 |
| | | 1983-84 | 564 | 424 | 1,105 | 313 | 1,819 | 786 | 5,210 | 4,000 | 3 | 20 |
| 24 | अमरावती | .. 1982-83 | 537 | 379 | 237 | 58 | 886 | 484 | 3,543 | 3,522 | 4 | 26 |
| | | 1983-84 | 567 | 466 | 371 | 105 | 1,066 | 626 | 3,748 | 3,637 | 4 | 27 |

TABLE No. 11-2 (4.2)

(क्षेत्र संखर हेक्टरात व उत्पादन संखर टनात)
(Area in '00 hectares and out-turn in '00 tonnes)

| मिर्ची | | कापूस | | भुईया | | तीळ | | मोहरी, राई आणि जवस | | एरंडी | | तंबाखू | | District |
|----------|----------|---------|----------|-----------|----------|---------|----------|---------------------------|----------|------------|----------|---------|----------|----------------|
| Chillies | | Cotton | | Groundnut | | Sesamum | | Rape, mustard and linseed | | Castorseed | | Tobacco | | |
| क्षेत्र | उत्पादन | क्षेत्र | उत्पादन | क्षेत्र | उत्पादन | क्षेत्र | उत्पादन | क्षेत्र | उत्पादन | क्षेत्र | उत्पादन | क्षेत्र | उत्पादन | (2) |
| Area | Out-turn | Area | Out-turn | Area | Out-turn | Area | Out-turn | Area | Out-turn | Area | Out-turn | Area | Out-turn | |
| (34) | (35) | (36) | (37) | (38) | (39) | (40) | (41) | (42) | (43) | (44) | (45) | (46) | (47) | |
| .. | .. | .. | .. | .. | .. | .. | .. | .. | .. | .. | .. | .. | .. | Greater Bombay |
| 8 | 5 | .. | .. | 1 | 1 | 11 | 3 | .. | .. | .. | .. | .. | .. | Thane |
| 7 | 4 | .. | .. | 3 | 6 | 11 | 3 | .. | .. | .. | .. | .. | .. | Raigad |
| 6 | 4 | .. | .. | 1 | 1 | 25 | 8 | .. | .. | .. | .. | .. | .. | Ratnagiri |
| 6 | 6 | .. | .. | 2 | 5 | 24 | 7 | .. | .. | .. | .. | .. | .. | Ratnagiri |
| 11 | 5 | .. | .. | 1 | 1 | 79 | 24 | .. | .. | .. | .. | .. | .. | Ratnagiri |
| 8 | 8 | .. | .. | 1 | 4 | 83 | 23 | .. | .. | .. | .. | .. | .. | Sindhudurg |
| N.A.S. | N.A.S. | .. | .. | 19 | 23 | N.A.S. | N.A.S. | .. | .. | .. | .. | .. | .. | Sindhudurg |
| N.A.S. | N.A.S. | .. | .. | 19 | 46 | .. | .. | .. | .. | .. | .. | .. | .. | Sindhudurg |
| 36 | 29 | 33 | 39 | 586 | 252 | 9 | 2 | 4 | 2 | .. | .. | .. | .. | Nashik |
| 35 | 32 | 35 | 25 | 551 | 329 | 9 | 2 | 5 | 2 | .. | .. | .. | .. | Nashik |
| 70 | 62 | 594 | 459 | 1,076 | 500 | 93 | 25 | 3 | 2 | 3 | 1 | .. | .. | Dhule |
| 71 | 59 | 583 | 318 | 1,081 | 829 | 90 | 20 | 3 | 2 | 3 | 2 | .. | .. | Dhule |
| 60 | 64 | 1,878 | 1,397 | 767 | 432 | 153 | 41 | 1 | .. | 1 | 1 | .. | .. | Jalgaon |
| 47 | 50 | 1,752 | 970 | 991 | 988 | 185 | 55 | 1 | 1 | 1 | 1 | .. | .. | Jalgaon |
| 35 | 36 | 38 | 55 | 189 | 193 | 21 | 6 | 35 | 7 | 1 | 1 | 1 | 1 | Ahmadnagar |
| 33 | 37 | 20 | 17 | 268 | 346 | 27 | 7 | 39 | 9 | 2 | 3 | 4 | 3 | Ahmadnagar |
| 43 | 37 | 26 | 47 | 355 | 320 | 77 | 21 | 10 | 2 | .. | .. | .. | .. | Pune |
| 48 | 44 | 16 | 14 | 428 | 549 | 83 | 23 | 20 | 6 | .. | .. | .. | .. | Pune |
| 22 | 15 | 76 | 97 | 647 | 779 | .. | .. | 2 | .. | .. | .. | 1 | 1 | Satara |
| 22 | 19 | 48 | 40 | 646 | 826 | .. | .. | 2 | 1 | .. | .. | 2 | 1 | Satara |
| 63 | 45 | 18 | 22 | 328 | 269 | .. | .. | 1 | .. | 1 | .. | 50 | 28 | Sangli |
| 56 | 44 | 18 | 14 | 359 | 525 | .. | .. | 1 | .. | 1 | 1 | 36 | 27 | Sangli |
| 54 | 8 | 111 | 171 | 301 | 405 | 31 | 9 | 40 | 9 | 3 | 3 | 3 | 2 | Solapur |
| 37 | 29 | 99 | 88 | 391 | 505 | 41 | 12 | 46 | 12 | 2 | 2 | 1 | 1 | Solapur |
| 70 | 25 | 5 | 5 | 530 | 636 | .. | .. | .. | .. | .. | .. | 54 | 30 | Kolhapur |
| 98 | 20 | 6 | 3 | 565 | 782 | .. | .. | 2 | .. | 1 | 1 | 44 | 37 | Kolhapur |
| 68 | 25 | 556 | 356 | 144 | 82 | 22 | 6 | 167 | 34 | 7 | 1 | .. | .. | Aurangabad |
| 74 | 30 | 524 | 245 | 165 | 113 | 24 | 6 | 172 | 45 | 7 | 1 | 2 | 1 | Aurangabad |
| N.A.S. | N.A.S. | 1,204 | 862 | 139 | 125 | 23 | 6 | 115 | 23 | N.A.S. | N.A.S. | N.A.S. | N.A.S. | Jalna |
| N.A.S. | N.A.S. | 1,181 | 540 | 109 | 80 | 26 | 7 | 124 | 32 | N.A.S. | N.A.S. | N.A.S. | N.A.S. | Jalna |
| 32 | 14 | 2,317 | 1,555 | 119 | 102 | 72 | 20 | 230 | 58 | 6 | 2 | .. | .. | Parbhani |
| 30 | 17 | 2,327 | 491 | 280 | 378 | 73 | 19 | 234 | 62 | 5 | 1 | .. | .. | Parbhani |
| 48 | 21 | 292 | 224 | 133 | 72 | 57 | 16 | 322 | 90 | 4 | 2 | 2 | 1 | Beed |
| 24 | 12 | 304 | 102 | 168 | 139 | 61 | 16 | 314 | 82 | 4 | 2 | 1 | 1 | Beed |
| 187 | 44 | 2,163 | 1,775 | 126 | 106 | 75 | 20 | 81 | 23 | 8 | 3 | 1 | 1 | Nanded |
| 151 | 49 | 2,151 | 299 | 237 | 221 | 77 | 20 | 91 | 24 | 7 | 3 | 1 | 1 | Nanded |
| 94 | 27 | 283 | 152 | 171 | 123 | 139 | 38 | 155 | 56 | 9 | 3 | 3 | 2 | Osmanabad |
| 70 | 28 | .. | .. | 247 | 212 | 72 | 19 | 165 | 40 | 11 | 3 | 5 | 3 | Osmanabad |
| N.A.S. | N.A.S. | N.A.S. | N.A.S. | 309 | 193 | N.A.S. | N.A.S. | 129 | 29 | N.A.S. | N.A.S. | N.A.S. | N.A.S. | Latur |
| N.A.S. | N.A.S. | 269 | 20 | 363 | 162 | 80 | 21 | 158 | 41 | N.A.S. | N.A.S. | N.A.S. | N.A.S. | Latur |
| 34 | 15 | 2,633 | 1,008 | 232 | 79 | 65 | 11 | 15 | 4 | 1 | 1 | .. | .. | Buldana |
| 40 | 18 | 2,797 | 990 | 218 | 174 | 74 | 18 | 15 | 5 | 1 | 1 | .. | .. | Buldana |
| 26 | 11 | 3,494 | 1,365 | 171 | 137 | 64 | 10 | 45 | 10 | 1 | .. | .. | .. | Akola |
| 26 | 12 | 3,525 | 846 | 175 | 113 | 64 | 19 | 40 | 10 | 1 | 1 | .. | .. | Akola |
| 64 | 77 | 3,610 | 1,763 | 260 | 225 | 72 | 11 | 64 | 13 | 1 | 1 | .. | .. | Amravati |
| 64 | 60 | 3,703 | 880 | 254 | 218 | 76 | 22 | 58 | 13 | 1 | 1 | 1 | 1 | Amravati |

| (1) | (2) | (23) | (24) | (25) | (26) | (27) | (28) | (29) | (30) | (31) | (32) | (33) |
|-----|------------------|------------|--------|--------|--------|--------|--------|--------|----------|----------|--------|--------|
| 25 | यवतमाळ | .. 1982-83 | 572 | 593 | 475 | 114 | 1,104 | 723 | 4,131 | 4,619 | 20 | 118 |
| | | 1983-84 | 611 | 434 | 377 | 114 | 1,049 | 566 | 3,870 | 3,524 | 17 | 109 |
| 26 | वर्धा | .. 1982-83 | 321 | 403 | 180 | 33 | 545 | 447 | 2,276 | 2,619 | 2 | 13 |
| | | 1983-84 | 334 | 422 | 165 | 30 | 549 | 468 | 2,257 | 2,190 | 2 | 13 |
| 27 | नागपूर | .. 1982-83 | 447 | 185 | 138 | 23 | 733 | 259 | 4,003 | 3,023 | 2 | 13 |
| | | 1983-84 | 462 | 319 | 190 | 43 | 812 | 423 | 4,147 | 3,039 | 2 | 13 |
| 28 | भंडारा | .. 1982-83 | 80 | 32 | 404 | 74 | 592 | 146 | 4,136 | 3,048 | 10 | 46 |
| | | 1983-84 | 84 | 54 | 808 | 167 | 1,003 | 264 | 4,689 | 5,396 | 10 | 56 |
| 29 | चंद्रपूर | .. 1982-83 | 141 | 57 | 834 | 144 | 1,112 | 242 | 6,246 | 4,618 | 1 | 7 |
| | | 1983-84 | 136 | 83 | 866 | 196 | 1,198 | 330 | 6,397 | 5,830 | 1 | 7 |
| 30 | गडचिरोली | .. 1982-83 | N.A.S. | N.A.S. | N.A.S. | N.A.S. | N.A.S. | N.A.S. | N.A.S. | N.A.S. | N.A.S. | N.A.S. |
| | | 1983-84 | 7 | 4 | N.A.S. | N.A.S. | N.A.S. | N.A.S. | N.A.S. | N.A.S. | N.A.S. | N.A.S. |
| | महाराष्ट्र राज्य | .. 1982-83 | 6,803 | 3,989 | 14,571 | 4,161 | 25,742 | 9,629 | 1,36,036 | 92,156 | 3,896 | 33,264 |
| | | 1983-84 | 7,312 | 4,870 | 17,350 | 5,589 | 29,611 | 12,577 | 1,45,544 | 1,09,518 | 3,593 | 28,377 |

N.A.S.—वेगळी उपलब्ध नाही.

आधार.—कृषि संचालनालय, महाराष्ट्र शासन, पुणे.

TABLE No. 11-2 (4-2)

| (34) | (35) | (36) | (37) | (38) | (39) | (40) | (41) | (42) | (43) | (44) | (45) | (46) | (47) | |
|--------|--------|--------|--------|-------|-------|-------|------|-------|------|--------|--------|--------|--------|-------------------|
| 34 | 27 | 4,101 | 2,494 | 262 | 140 | 103 | 17 | 42 | 9 | .. | .. | .. | .. | Yavatmal |
| 37 | 21 | 4,374 | 1,099 | 268 | 257 | 101 | 16 | 42 | 10 | .. | .. | .. | .. | |
| 17 | 7 | 1,755 | 1,549 | 108 | 134 | 8 | 18 | 100 | 20 | .. | .. | .. | .. | Wardha |
| 17 | 8 | 1,761 | 746 | 137 | 132 | 88 | 36 | 101 | 27 | .. | .. | .. | .. | |
| 244 | 37 | 868 | 600 | 165 | 158 | 220 | 48 | 339 | 53 | 1 | 1 | 1 | 1 | Nagpur |
| 237 | 27 | 856 | 213 | 155 | 116 | 210 | 36 | 345 | 91 | 1 | .. | 1 | 1 | |
| 39 | 21 | .. | .. | 11 | 12 | 20 | 4 | 280 | 33 | 2 | 1 | .. | .. | Bhandara |
| 43 | 17 | .. | .. | 14 | 12 | 22 | 5 | 311 | 68 | 2 | 1 | .. | .. | |
| 107 | 38 | 493 | 267 | 5 | 5 | 471 | 102 | 324 | 65 | 3 | 1 | 6 | 4 | Chandrapur |
| 119 | 41 | 503 | 180 | 5 | 5 | 389 | 90 | 299 | 79 | 6 | 2 | 3 | 2 | |
| N.A.S. | N.A.S. | .. | .. | .. | .. | .. | .. | .. | .. | N.A.S. | N.A.S. | N.A.S. | N.A.S. | Gadchiroli |
| N.A.S. | N.A.S. | .. | .. | 1 | 1 | 59 | 8 | 43 | 9 | N.A.S. | N.A.S. | N.A.S. | N.A.S. | |
| 1,476 | 699 | 26,548 | 16,262 | 7,156 | 5,505 | 1,985 | 456 | 2,504 | 542 | 52 | 22 | 122 | 71 | Maharashtra State |
| 1,380 | 698 | 26,852 | 8,140 | 8,101 | 8,073 | 2,049 | 510 | 2,631 | 671 | 56 | 26 | 101 | 79 | |

Not available separately.

Source.—Directorate of Agriculture, Government of Maharashtra, Pune.

| अनुक्रमांक Serial No. | जिल्हा | तृणधान्ये व कडधान्ये Cereals and pulses | ऊस Sugar cane | फळे व भाज्या Fruits and vegetables | मसाले व मसाल्याचे पदार्थ Condiments and spices | संकीर्ण अन्नपिके Miscellaneous food crops | एकूण अन्नपिके Total food crops |
|-----------------------------|------------|--|------------------|---|--|--|---|
| (1) | (2) | (3) | (4) | (5) | (6) | (7) | (8) |
| 1 | बृहन्मुंबई | 10 | .. | 2 | .. | .. | 12 |
| 2 | ठाणे | 1,924 | 1 | 41 | 6 | .. | 1,972 |
| 3 | रायगड | 1,816 | .. | 41 | 12 | .. | 1,869 |
| 4 | रत्नागिरी | 2,301 | 2 | 119 | 24 | .. | 2,446 |
| 5 | सिंधुदुर्ग | N.A.S. | N.A.S. | N.A.S. | N.A.S. | .. | N.A.S. |
| 6 | नाशिक | 7,570 | 261 | 379 | 49 | .. | 8,259 |
| 7 | धुळे | 5,867 | 98 | 77 | 65 | .. | 6,107 |
| 8 | जळगांव | 5,527 | 71 | 459 | 57 | .. | 6,114 |
| 9 | अहमदनगर | 10,065 | 690 | 101 | 34 | .. | 10,890 |
| 10 | पुणे | 7,934 | 253 | 304 | 79 | .. | 8,570 |
| 11 | सातारा | 4,823 | 211 | 77 | 59 | .. | 5,170 |
| 12 | सांगली | 4,823 | 304 | 38 | 77 | .. | 5,242 |
| 13 | सोलापूर | 10,971 | 203 | 86 | 51 | .. | 11,311 |
| 14 | कोल्हापूर | 2,433 | 500 | 29 | 72 | .. | 3,034 |
| 15 | औरंगाबाद | 10,172 | 203 | 61 | 82 | .. | 10,518 |
| 16 | आलना | N.A.S. | N.A.S. | N.A.S. | N.A.S. | .. | N.A.S. |
| 17 | परभणी | 7,553 | 60 | 79 | 55 | 3 | 7,750 |
| 18 | बीड | 6,607 | 64 | 22 | 90 | .. | 6,783 |
| 19 | नांदेड | 4,887 | 50 | 47 | 181 | .. | 5,165 |
| 20 | उस्मानाबाद | 10,271 | 171 | 44 | 183 | .. | 10,669 |
| 21 | लातूर | N.A.S. | N.A.S. | N.A.S. | N.A.S. | N.A.S. | N.A.S. |
| 22 | बुलढाणा | 4,511 | 17 | 49 | 45 | .. | 4,622 |
| 23 | अकोला | 4,479 | 5 | 41 | 29 | 1 | 4,555 |
| 24 | अमरावती | 3,292 | 2 | 155 | 67 | .. | 3,516 |
| 25 | यवतमाळ | 4,235 | 14 | 32 | 40 | .. | 4,321 |
| 26 | वर्धा | 2,149 | 1 | 57 | 16 | .. | 2,223 |
| 27 | नागपूर | 3,620 | 2 | 232 | 316 | 1 | 4,171 |
| 28 | भंडारा | 4,118 | 6 | 52 | 55 | 1 | 4,232 |
| 29 | चंद्रपूर | 5,999 | 1 | 18 | 131 | 12 | 6,161 |
| 30 | गडचिरोली | N.A.S. | N.A.S. | N.A.S. | N.A.S. | N.A.S. | N.A.S. |
| महाराष्ट्र राज्य | | 1,37,957 | 3,190 | 2,642 | 1,875 | 18 | 1,45,682 |

टीप—(१) आकडे अस्थायी आहेत.

(२) N.A.S.—वेगळे उपलब्ध नाही.

आधार.—पीक व पिके अहवाल, कृषि संचालनालय, महाराष्ट्र शासन, पुणे.

AGRICULTURE

TABLE No. 11.3 (4.3)

Area under major groups of crops in each district

(1980-81)

(संभार हेक्टरात)
(in '00 hectares)

| एकूण गटिताची धान्ये Total oil seeds | तंतू पिके Fibre crops | औषधी द्रव्ये व मादक पदार्थ Drugs and narcotics | वेरणाची पिके Fodder crops | संकीर्ण अन्नधान्येतर पिके Miscellaneous non-food crops | एकूण अन्नधान्येतर पिके Total non- food crops | एकूण पिकांखालील क्षेत्र Total area under crops | District |
|---|--------------------------|--|---------------------------------|--|--|--|-------------------|
| (9) | (10) | (11) | (12) | (13) | (14) | (15) | (2) |
| 2 | .. | .. | 51 | .. | 53 | 65 | Greater Bombay |
| 35 | 5 | .. | 828 | .. | 868 | 2,840 | Thane |
| 20 | 1 | .. | 313 | .. | 334 | 2,203 | Raigad |
| 127 | .. | 1 | 866 | 7 | 1,001 | 3,447 | Ratnagiri |
| N.A.S. | N.A.S. | N.A.S. | N.A.S. | N.A.S. | N.A.S. | N.A.S. | Sindhudurg |
| 744 | 64 | 1 | 875 | .. | 1,685 | 9,944 | Nashik |
| 1,033 | 614 | 4 | 36 | .. | 1,687 | 7,794 | Dhule |
| 777 | 2,133 | .. | 41 | .. | 2,951 | 9,065 | Jalgaon |
| 821 | 184 | 1 | 809 | .. | 1,819 | 12,709 | Ahmednagar |
| 719 | 63 | 1 | 1,646 | 4 | 2,434 | 11,004 | Pune |
| 682 | 75 | 1 | 670 | .. | 1,428 | 6,598 | Satara |
| 526 | 36 | 57 | 715 | .. | 1,334 | 6,576 | Sangli |
| 962 | 195 | 3 | 186 | .. | 1,346 | 12,657 | Solapur |
| 516 | 7 | 55 | 844 | .. | 1,422 | 4,456 | Kolhapur |
| 1,553 | 1,534 | 1 | 10 | .. | 3,098 | 13,616 | Aurangabad |
| N.A.S. | N.A.S. | N.A.S. | N.A.S. | N.A.S. | N.A.S. | N.A.S. | Jalna |
| 1,286 | 2,544 | .. | 2 | .. | 3,832 | 11,582 | Parbhani |
| 1,118 | 335 | 2 | .. | 6 | 1,461 | 8,244 | Beed |
| 411 | 2,108 | .. | 18 | .. | 2,537 | 7,702 | Nanded |
| 1,759 | 391 | 2 | 178 | 2 | 2,332 | 13,001 | Osmanabad |
| N.A.S. | N.A.S. | N.A.S. | N.A.S. | N.A.S. | N.A.S. | N.A.S. | Latur |
| 828 | 2,260 | .. | 2 | .. | 13,090 | 7,712 | Buldana |
| 422 | 3,391 | 1 | 3 | 1 | 3,818 | 8,373 | Akola |
| 452 | 3,511 | 1 | 1 | .. | 3,965 | 7,481 | Amravati |
| 397 | 3,586 | .. | .. | .. | 3,983 | 8,304 | Yavatmal |
| 254 | 1,919 | .. | 1 | .. | 2,174 | 4,397 | Wardha |
| 621 | 805 | 1 | 1 | 1 | 1,429 | 5,600 | Nagpur |
| 399 | 8 | .. | 1 | .. | 408 | 4,640 | Bhandara |
| 789 | 381 | .. | 7 | .. | 1,177 | 7,338 | Chandrapur |
| N.A.S. | N.A.S. | N.A.S. | N.A.S. | N.A.S. | N.A.S. | N.A.S. | Gadchiroli |
| 17,253 | 26,150 | 132 | 8,104 | 21 | 51,666 | 1,97,348 | Maharashtra State |

Figures are provisional.

Not available separately.

Source.—Directorate of Agriculture, Government of Maharashtra, Pune.

11. शेती/AGRICULTURE

तक्ता क्रमांक/TABLE No. 11.4 (4-7)

महाराष्ट्र राज्यातील प्रमुख पिकांखालील क्षेत्रांचे निर्देशांक
Index numbers of area of principal agricultural commodities in Maharashtra State

(पायाभूत काळ : १९६७-७० त्रैवार्षिक = १००)
(Base : 1967-70 Triennium = 100)

| अनुक्रमांक Serial No. | वस्तु (2) | 1960-61 (3) | 1965-66 (4) | 1970-71 (5) | 1975-76 (6) | 1980-81 (7) | 1981-82 (8) | 1982-83 (9) | 1983-84 (10) | Commodity (2) |
|-----------------------------|---------------------|----------------|----------------|----------------|----------------|----------------|----------------|----------------|-----------------|---------------------------|
| I. अन्नधान्ये— | | | | | | | | | | |
| FOODGRAINS :— | | | | | | | | | | |
| <i>Cereals—</i> | | | | | | | | | | |
| (1) | तांदूळ | 97.7 | 99.3 | 101.6 | 106.4 | 113.0 | 113.9 | 111.7 | 114.3 | Rice |
| (2) | गहू | 108.6 | 99.8 | 97.3 | 140.1 | 129.3 | 135.1 | 122.5 | 141.7 | Wheat |
| (3) | खरीप ज्वारी | 100.9 | 103.1 | 100.5 | 108.9 | 118.7 | 120.7 | 113.7 | 116.9 | Kharif-Jowar |
| (4) | रब्बी ज्वारी | 114.1 | 105.5 | 96.7 | 101.2 | 105.1 | 107.8 | 115.3 | 109.6 | Rabi-Jowar |
| (5) | एकूण ज्वारी | 108.4 | 104.4 | 98.3 | 104.6 | 111.0 | 113.4 | 114.6 | 112.8 | Total Jowar |
| (6) | बाजरी | 79.3 | 88.7 | 98.9 | 87.7 | 82.9 | 84.6 | 67.4 | 87.9 | Bajri |
| (7) | बाली | 113.3 | 76.7 | 186.7 | 293.4 | 296.7 | 286.8 | 286.8 | 323.1 | Barley |
| (8) | मका | 60.6 | 95.5 | 103.2 | 135.5 | 164.9 | 167.9 | 174.2 | 219.5 | Maize |
| (9) | नाचणी | 108.2 | 108.9 | 89.6 | 99.0 | 104.3 | 106.0 | 106.3 | 107.4 | Ragi |
| (10) | कोद्रा | 119.8 | 102.9 | 71.4 | 74.9 | 85.6 | 81.0 | 70.9 | 97.3 | Kodra |
| (11) | इतर तृणधान्ये | 104.1 | 94.2 | 87.3 | 100.0 | 100.3 | 98.4 | 87.5 | 98.7 | Other cereals |
| | एकूण—तृणधान्ये | 101.1 | 100.2 | 98.4 | 104.2 | 107.1 | 109.3 | 105.1 | 110.5 | Total—Cereals |
| <i>Pulses—</i> | | | | | | | | | | |
| (1) | हरभरा | 115.3 | 89.6 | 89.0 | 128.0 | 123.1 | 132.3 | 125.3 | 141.9 | Gram |
| (2) | तूर | 86.1 | 91.6 | 101.8 | 109.7 | 114.7 | 114.6 | 110.5 | 118.7 | Tur |
| (3) | इतर कडधान्ये | 84.6 | 86.8 | 97.1 | 106.8 | 90.5 | 94.5 | 86.9 | 103.4 | Other pulses |
| | एकूण—कडधान्ये | 89.0 | 88.3 | 97.1 | 110.3 | 106.2 | 104.2 | 97.4 | 112.1 | Total—Pulses |
| | एकूण—अन्नधान्ये | 98.7 | 97.8 | 98.1 | 105.4 | 106.9 | 108.3 | 103.6 | 110.8 | Total—Foodgrains |
| II अन्नधान्येतर— | | | | | | | | | | |
| NON-FOODGRAINS :— | | | | | | | | | | |
| <i>Oil-seeds—</i> | | | | | | | | | | |
| (1) | भूईसूग | 118.3 | 122.1 | 98.8 | 93.4 | 91.0 | 90.2 | 78.2 | 88.5 | Groundnut |
| (2) | तोंड | 78.9 | 77.7 | 76.2 | 93.3 | 117.9 | 109.7 | 122.2 | 126.2 | Seasamum |
| (3) | मोहरी, राई आणि जवस | 124.7 | 98.0 | 104.5 | 158.8 | 132.6 | 134.4 | 131.3 | 138.0 | Rape, mustard and linseed |
| (4) | एरंड | 143.2 | 116.2 | 75.7 | 119.5 | 124.8 | 111.5 | 138.0 | 148.7 | Castor-Seed |
| | एकूण—गळिताची धान्ये | 114.3 | 112.8 | 96.7 | 103.2 | 100.8 | 99.4 | 91.9 | 100.9 | Total—Oil-seeds |
| <i>Fibres—</i> | | | | | | | | | | |
| (1) | कापूस | 91.1 | 99.0 | 100.3 | 84.1 | 97.2 | 98.8 | 96.8 | 97.9 | Cotton |
| (2) | अंबाडी | 86.5 | 96.7 | 84.8 | 115.9 | 113.1 | 107.0 | 96.8 | 99.4 | Mesta |
| | एकूण—तंतूपिके | 91.0 | 99.0 | 99.9 | 84.8 | 97.6 | 98.0 | 95.9 | 97.9 | Total—Fibres |
| <i>Miscellaneous—</i> | | | | | | | | | | |
| (1) | ऊस | 80.2 | 86.2 | 108.4 | 148.4 | 166.1 | 193.1 | 211.8 | 191.1 | Sugarcane |
| (2) | तंबाखू | 209.1 | 109.1 | 95.9 | 92.0 | 98.6 | 99.4 | 101.1 | 83.7 | Tobacco |
| (3) | बटाटे | 138.1 | 127.1 | 94.1 | 92.6 | 90.1 | 105.4 | 98.6 | 97.7 | Potato |
| (4) | मिरची | 98.3 | 99.5 | 91.6 | 90.2 | 93.9 | 90.6 | 91.7 | 85.7 | Chillies |
| | एकूण—संकीर्ण | 93.8 | 94.8 | 99.5 | 116.8 | 126.7 | 138.0 | 146.8 | 133.9 | Total—Miscellaneous |
| | एकूण—अन्नधान्येतर | 97.9 | 102.6 | 99.0 | 92.6 | 100.7 | 102.1 | 99.2 | 97.1 | Total—Non-foodgrains |
| | सर्वपिके | 98.5 | 99.0 | 98.3 | 102.2 | 105.3 | 106.7 | 102.5 | 108.5 | All commodities |

आधार.—कृषि संचालनालय, महाराष्ट्र शासन, पुणे.

Source.—Directorate of Agriculture, Government of Maharashtra, Pune.

11. शेती/AGRICULTURE

तक्ता क्रमांक/TABLE No. 11-5 (4.8)

महाराष्ट्र राज्यातील प्रमुख पिकांच्या उत्पादनाचे निर्देशांक
Index numbers of production of principal crops of agricultural commodities in Maharashtra State

(पायाभूत काळ : १९६७-७० त्रिवाषिक = १००)
(Base : 1967-70 Triennium = 100)

| अनुक्रमांक Serial No. (1) | वस्तु (2) | भार Weights (3) | 1960-61 (4) | 1965-66 (5) | 1970-71 (6) | 1975-76 (7) | 1980-81 (8) | 1981-82 (9) | 1982-83 (10) | 1983-84 (11) | Commodity (2) |
|------------------------------------|--------------------|-----------------------|----------------|----------------|----------------|----------------|----------------|----------------|-----------------|-----------------|---------------------------|
| I अन्नधान्ये— | | | | | | | | | | | FOODGRAINS :- |
| (a) तृणधान्ये— | | | | | | | | | | | Cereals— |
| (1) | तांदूळ | 11.52 | 100.2 | 64.7 | 121.7 | 167.3 | 172.8 | 178.5 | 142.7 | 180.1 | Rice |
| (2) | गहू | 4.81 | 104.4 | 72.9 | 114.6 | 312.1 | 242.4 | 257.3 | 209.1 | 297.3 | Wheat |
| (3) | खरीप ज्वारी | 11.45 | 128.9 | 67.1 | 52.0 | 131.4 | 165.6 | 291.7 | 191.1 | 181.3 | Kharij-jowar |
| (4) | रब्बी ज्वारी | 9.67 | 141.0 | 80.1 | 46.7 | 85.2 | 111.6 | 112.8 | 96.9 | 110.3 | Rabi-jowar |
| (5) | एकूण ज्वारी | 21.12 | 134.4 | 73.0 | 49.6 | 110.3 | 140.9 | 155.7 | 148.1 | 148.9 | Total-jowar |
| (6) | बाजरी | 5.80 | 76.9 | 58.2 | 129.7 | 88.1 | 119.6 | 122.7 | 70.0 | 142.9 | Bajri |
| (7) | बार्ली | 0.01 | 94.1 | 82.4 | 141.2 | 192.4 | 396.2 | 379.2 | 322.6 | 447.1 | Barley |
| (8) | मका | 0.24 | 60.3 | 84.8 | 82.2 | 278.4 | 404.5 | 406.4 | 347.1 | 469.3 | Maize |
| (9) | नाचणी | 1.19 | 108.4 | 72.2 | 103.6 | 119.8 | 133.5 | 145.2 | 136.9 | 153.4 | Ragi |
| (10) | कोद्रा | 0.09 | 110.4 | 89.6 | 68.8 | 73.6 | 88.5 | 89.0 | 67.7 | 96.9 | Kodra |
| (11) | इतर कडधान्ये | 0.27 | 98.8 | 81.6 | 79.6 | 107.4 | 100.6 | 99.3 | 101.3 | 150.7 | Other cereals |
| एकूण तृणधान्ये | | 45.05 | 113.77 | 69.1 | 87.1 | 144.6 | 158.1 | 168.7 | 143.5 | 173.7 | Total—Cereals |
| (b) कडधान्ये— | | | | | | | | | | | Pulses— |
| (1) | हरभरा | 1.32 | 130.4 | 76.7 | 84.2 | 175.6 | 146.1 | 172.1 | 143.9 | 206.0 | Gram |
| (2) | तूर | 4.46 | 156.5 | 82.8 | 90.6 | 136.3 | 120.2 | 142.7 | 133.3 | 162.7 | Tur |
| (3) | इतर कडधान्ये | 4.66 | 90.6 | 77.5 | 74.9 | 135.8 | 75.3 | 102.0 | 97.6 | 131.0 | Other pulses |
| एकूण कडधान्ये | | 10.44 | 123.8 | 79.7 | 82.8 | 141.0 | 103.5 | 128.3 | 118.7 | 154.0 | Total—Pulses |
| एकूण अन्नधान्ये | | 55.49 | 115.6 | 71.1 | 86.3 | 143.9 | 147.8 | 161.1 | 138.8 | 170.0 | Total—Foodgrains |
| II अन्नधान्येतर— | | | | | | | | | | | NON-FOODGRAINS:- |
| (a) गळिताची धान्ये— | | | | | | | | | | | Oil-seeds— |
| (1) | भईमूग | 9.25 | 127.4 | 75.3 | 93.4 | 110.3 | 97.2 | 100.3 | 87.7 | 131.6 | Groundnut |
| (2) | तीळ | 0.70 | 89.3 | 85.5 | 56.2 | 99.2 | 113.7 | 100.4 | 147.2 | 161.0 | Sesamum |
| (3) | मोहरी, राई आणि जवस | 0.58 | 163.9 | 100.3 | 94.4 | 177.5 | 158.3 | 175.4 | 160.3 | 198.5 | Rape, mustard and linseed |
| (4) | एरंड | 0.01 | 150.0 | 83.3 | 100.0 | 200.0 | 233.3 | 166.7 | 366.7 | 433.3 | Castor-Seed |
| एकूण गळिताची धान्ये | | 10.45 | 126.9 | 77.4 | 91.0 | 113.3 | 101.8 | 104.5 | 95.9 | 137.5 | Total—Oil-seeds |
| (b) तंतूपिके— | | | | | | | | | | | Fibres— |
| (1) | कापूस | 8.43 | 122.7 | 77.1 | 35.5 | 57.2 | 93.1 | 107.5 | 119.3 | 59.7 | Cotton |
| (2) | अंबाडी | 0.03 | 187.2 | 97.0 | 46.4 | 115.8 | 110.9 | 105.9 | 95.5 | 97.8 | Mesta |
| एकूण तंतूपिके | | 8.46 | 122.8 | 77.2 | 35.5 | 57.4 | 93.1 | 107.4 | 119.2 | 59.8 | Total—Fibres |
| (c) संकीर्ण— | | | | | | | | | | | Miscellaneous— |
| (1) | ऊस | 21.64 | 81.4 | 78.8 | 115.5 | 156.2 | 182.6 | 220.8 | 234.1 | 199.7 | Sugarcane |
| (2) | तंबाखू | 0.18 | 256.2 | 133.3 | 108.3 | 102.1 | 141.7 | 152.1 | 147.9 | 164.6 | Tobacco |
| (3) | बटाटे | 0.35 | 150.0 | 129.3 | 99.4 | 133.7 | 101.8 | 147.7 | 121.4 | 120.6 | Potato |
| (4) | मिरची | 3.34 | 98.8 | 93.8 | 69.6 | 89.6 | 85.4 | 82.7 | 79.6 | 77.3 | Chillies |
| एकूण संकीर्ण पिके | | 25.51 | 85.9 | 81.8 | 109.2 | 146.8 | 168.4 | 201.2 | 211.7 | 182.4 | Total—Miscellaneous |
| एकूण अन्नधान्येतर | | 44.51 | 102.6 | 79.9 | 90.9 | 121.9 | 138.3 | 160.5 | 166.7 | 148.4 | Total—Non-foodgrains |
| सर्व पिके | | 100.00 | 109.8 | 75.0 | 88.3 | 134.1 | 143.6 | 160.8 | 151.2 | 160.4 | All commodities |

आधार.—कृषि संचालनालय, महाराष्ट्र शासन, पुणे.

Source.— Directorate of Agriculture, Government of Maharashtra, Pune.

11. शेती/AGRICULTURE

उत्पाद प्रमाणांक/TABLE No. 11-6 (4-9)

महाराष्ट्र राज्यातील प्रमुख पिकांच्या सरासरी उत्पादनाचे निर्देशांक
Index numbers of average yield of principal agricultural commodities in Maharashtra State

(पायाभूत काळ : १९६७-७० त्रैमासिक=१००)
(Base: 1967-70 Triennium=100)

| अनुक्रमांक Serial No. | वस्तू | 1960-61 | 1965-66 | 1970-71 | 1975-76 | 1980-81 | 1981-82 | 1982-83 | 1983-84 | Commodity |
|------------------------------|-----------------------|---------|---------|---------|---------|---------|---------|---------|---------|---------------------------|
| (1) | (2) | (3) | (4) | (5) | (6) | (7) | (8) | (9) | (10) | (2) |
| I अन्नधान्ये— | | | | | | | | | | |
| FOODGRAINS :- | | | | | | | | | | |
| (a) तृणधान्ये— | | | | | | | | | | |
| Cereals— | | | | | | | | | | |
| (1) | तांदूळ | 102.6 | 65.2 | 119.8 | 157.2 | 152.9 | 156.5 | 127.7 | 157.5 | Rice |
| (2) | गहू | 96.0 | 73.0 | 117.8 | 222.8 | 187.3 | 190.4 | 170.6 | 209.7 | Wheat |
| (3) | खरीप ज्वारी | 127.8 | 65.1 | 51.7 | 120.7 | 139.5 | 158.8 | 168.0 | 155.1 | Kharif jowar |
| (4) | रब्बी ज्वारी | 123.6 | 75.9 | 48.3 | 84.2 | 105.2 | 104.7 | 84.0 | 100.6 | Rabi jowar |
| (5) | एकसंधारी | 124.0 | 69.9 | 50.5 | 105.4 | 126.9 | 137.2 | 129.2 | 132.0 | Total - jowar |
| (6) | बाजरी | 97.0 | 85.6 | 131.1 | 100.4 | 144.2 | 144.8 | 103.9 | 162.5 | Bajari |
| (7) | बाली | 83.1 | 107.4 | 75.6 | 65.6 | 133.5 | 132.2 | 112.5 | 138.4 | Barley |
| (8) | मका | 99.5 | 88.8 | 79.6 | 205.5 | 245.3 | 242.1 | 198.2 | 213.9 | Maize |
| (9) | नाचणी | 100.2 | 66.3 | 115.6 | 121.0 | 128.0 | 136.9 | 128.7 | 142.8 | Ragi |
| (10) | कोद्रा | 92.2 | 87.1 | 96.4 | 98.3 | 103.4 | 109.8 | 95.5 | 99.5 | Kodra |
| (11) | इतर तृणधान्ये | 94.9 | 86.6 | 91.2 | 107.4 | 100.3 | 101.0 | 115.7 | 152.8 | Other cereals |
| | एकूण तृणधान्ये | 111.8 | 68.7 | 88.2 | 135.7 | 143.9 | 150.5 | 132.2 | 153.2 | Total cereals |
| (b) कडधान्ये— | | | | | | | | | | |
| Pulses— | | | | | | | | | | |
| (1) | हरमरा | 113.1 | 85.6 | 94.6 | 137.2 | 118.7 | 130.1 | 114.8 | 145.2 | Gram |
| (2) | तूर | 181.8 | 90.4 | 89.0 | 124.2 | 101.8 | 124.6 | 120.6 | 137.0 | Tur |
| (3) | इतर कडधान्ये | 107.1 | 89.3 | 77.1 | 127.2 | 75.7 | 107.9 | 112.3 | 126.7 | Other pulses |
| | एकूण कडधान्ये | 139.0 | 89.3 | 84.4 | 127.3 | 94.9 | 118.9 | 116.6 | 134.1 | Total Pulses |
| | एकूण अन्नधान्ये | 116.4 | 72.2 | 87.5 | 134.1 | 134.7 | 144.7 | 129.4 | 149.6 | Total foodgrains |
| II अन्नधान्येतर पिके— | | | | | | | | | | |
| NON-FOODGRAINS:- | | | | | | | | | | |
| (a) गळित्याची धान्ये— | | | | | | | | | | |
| Oil-seeds— | | | | | | | | | | |
| (1) | भूईसर | 107.7 | 61.7 | 94.5 | 118.1 | 106.9 | 111.2 | 112.1 | 148.6 | Groundnut |
| (2) | तांदूळ | 113.2 | 100.0 | 73.8 | 106.3 | 96.5 | 91.5 | 120.4 | 127.6 | Sesamum |
| (3) | शेंद्रीय, राई आणि जवस | 131.4 | 102.3 | 90.3 | 111.8 | 119.4 | 130.6 | 122.1 | 143.9 | Rape, Mustard and linseed |
| (4) | एरंड | 104.7 | 71.7 | 132.1 | 167.4 | 187.0 | 149.5 | 265.6 | 291.5 | Castor Seed |
| | एकूण गळित्याची धान्ये | 109.4 | 65.7 | 93.2 | 116.8 | 107.1 | 111.2 | 113.9 | 146.5 | Total oil-seeds |
| (b) तंतू पिके— | | | | | | | | | | |
| Fibres— | | | | | | | | | | |
| (1) | कापूस | 134.7 | 77.9 | 35.4 | 68.0 | 95.7 | 108.8 | 123.2 | 61.0 | Cottons |
| (2) | अंबाडी | 158.6 | 100.3 | 54.7 | 99.9 | 98.1 | 99.0 | 98.7 | 98.4 | Mesta |
| | एकूण तंतू पिके | 134.8 | 78.0 | 35.5 | 68.2 | 95.7 | 108.7 | 123.1 | 61.1 | Total fibres |
| (c) संकीर्ण— | | | | | | | | | | |
| Miscellaneous— | | | | | | | | | | |
| (2) | ऊस | 101.5 | 91.4 | 106.6 | 105.2 | 100.9 | 114.3 | 104.2 | 104.5 | Sugarcane |
| (2) | तंबाखू | 122.5 | 122.2 | 112.9 | 110.0 | 143.7 | 152.9 | 146.3 | 196.6 | Tobacco |
| (3) | बटाटे | 108.6 | 69.5 | 105.6 | 144.4 | 113.0 | 140.1 | 123.2 | 123.4 | Potato |
| (4) | मिरची | 100.5 | 94.3 | 75.9 | 99.3 | 90.9 | 91.3 | 86.8 | 90.2 | Chillies |
| | एकूण संकीर्ण पिके | 101.9 | 92.3 | 103.2 | 105.1 | 108.6 | 113.1 | 103.4 | 104.0 | Total miscellaneous |
| | एकूण अन्नधान्येतर | 110.3 | 81.9 | 88.4 | 102.4 | 106.5 | 112.3 | 107.3 | 105.0 | Total non-foodgrains |
| | सर्व पिके | 113.8 | 76.5 | 87.9 | 119.2 | 120.9 | 128.2 | 117.7 | 127.3 | All commodities |

आधार.—कृषि संचालनालय, महाराष्ट्र शासन, पुणे.

Source.—Directorate of Agriculture, Government of Maharashtra, Pune.

तबला क्रमांक / TABLE No. 11.7 (4.10)

| अनुक्रमांक | जिल्हा | पहिली योजना | दुसरी योजना | तिसरी योजना | वार्षिक योजना | चौथी योजना |
|------------------|------------|--------------------------|---------------------------|--------------------------|--|---------------------------------------|
| Serial No. | | During First Plan period | During Second Plan period | During Third Plan period | During Annual Plans 1966-67 to 1968-69 | During Fourth Plan 1969-70 to 1973-74 |
| (1) | (2) | (3) | (4) | (5) | (6) | (7) |
| 1 | बृहन्मुंबई | .. | .. | .. | .. | .. |
| 2 | ठाणे | .. | .. | .. | .. | .. |
| 3 | रायगड | .. | .. | .. | .. | .. |
| 4 | रत्नागिरी | .. | .. | .. | .. | .. |
| 5 | सिंधुदुर्ग | .. | .. | .. | .. | .. |
| 6 | नाशिक | 13 | 46 | 188 | 88 | 130 |
| 7 | पुणे | 11 | 104 | 137 | 83 | 93 |
| 8 | जळगाव | 15 | 30 | 126 | 115 | 149 |
| 9 | अहमदनगर | 27 | 111 | 188 | 107 | 102 |
| 10 | पुणे | 44 | 60 | 159 | 92 | 66 |
| 11 | सातारा | 2 | 11 | 58 | 45 | 68 |
| 12 | सांगली | 12 | 41 | 96 | 68 | 101 |
| 13 | सोलापूर | 61 | 48 | 253 | 147 | 163 |
| 14 | कोल्हापूर | * | * | 9 | 10 | 14 |
| 15 | औरंगाबाद | 1 | 9 | 109 | 139 | 415 |
| 16 | जालना | .. | 1 | 29 | 79 | 216 |
| 17 | परभणी | .. | 10 | 74 | 87 | 271 |
| 18 | बीड | 2 | * | 30 | 63 | 114 |
| 19 | नांदेड | .. | 16 | 119 | 180 | 403 |
| 20 | उस्मानाबाद | 7 | .. | .. | .. | .. |
| 21 | लातूर | .. | 2 | 79 | 88 | 111 |
| 22 | बुलढाणा | .. | 10 | 57 | 87 | 105 |
| 23 | अकोला | .. | 10 | 46 | 51 | 89 |
| 24 | अमरावती | .. | 15 | 87 | 91 | 95 |
| 25 | यवतमाळ | 7 | .. | .. | .. | .. |
| 26 | वर्धा | .. | 2 | 30 | 33 | 25 |
| 27 | नागपूर | .. | 1 | 34 | 49 | 39 |
| 28 | भंडारा | .. | .. | * | * | .. |
| 29 | चंद्रपूर | .. | .. | 9 | 15 | 23 |
| 30 | गडचिरोली | .. | .. | .. | .. | .. |
| महाराष्ट्र राज्य | | 195 | 527 | 1,917 | 1,717 | 2,793 |

*५०० हेक्टराहून कमी.

टोप—आकडे अस्थायी आहेत.

आधार—कृषि संचालनालय, महाराष्ट्र शासन, पुणे.

AGRICULTURE

TABLE No. 11-7 (4-10)

Area banded in each District

(क्षेत्र हजार हेक्टरत)
(Area in thousand hectares)

| पाचवी योजना During Fifth plan period 1974-75 to 1978-79 | 1979-80 | 1980-81 | 1981-82 | 1982-83 | 1983-84 | District |
|--|---------|---------|---------|---------|---------|-------------------|
| (8) | (9) | (10) | (11) | (12) | (13) | (2) |
| .. | .. | .. | .. | .. | .. | Greater Bombay. |
| .. | .. | .. | .. | .. | .. | Thane |
| .. | .. | .. | .. | .. | .. | Raigad |
| .. | .. | .. | .. | .. | .. | Ratnagiri |
| .. | .. | .. | .. | .. | .. | Sindhudurg |
| 14 | 2 | 1 | 1 | 2 | 1 | Nashik |
| 42 | 9 | 9 | 7 | 4 | 3 | Dhule |
| 33 | 9 | 7 | 4 | 4 | 2 | Jalgaon |
| 26 | 12 | 8 | 7 | 4 | 3 | Ahmednagar |
| 12 | 2 | 7 | * | 1 | 1 | Pune |
| 6 | 1 | 1 | 1 | 1 | 1 | Satara |
| 17 | 1 | 2 | 1 | 1 | 1 | Sangli |
| 49 | 12 | 4 | 9 | 5 | 7 | Solapur |
| 1 | * | .. | .. | .. | * | Kolhapur |
| 23 | 7 | 16 | 1 | 2 | 3 | Aurangabad |
| 49 | 11 | 14 | 5 | 2 | 8 | Jalna |
| 42 | 12 | 16 | 13 | 2 | 6 | Parbhani |
| 68 | 16 | 13 | 13 | 9 | 8 | Beed |
| 79 | 21 | 16 | 11 | 10 | 11 | Nanded |
| .. | .. | .. | .. | .. | .. | Osmanabad |
| .. | .. | .. | .. | .. | 8 | Latur |
| 85 | 21 | 19 | 14 | 14 | 14 | Buldana |
| 75 | 21 | 15 | 11 | 8 | 7 | Akola |
| 37 | 10 | 12 | 9 | 6 | 6 | Amravati |
| 76 | 23 | 20 | 14 | 8 | 10 | Yavatmal |
| 40 | 11 | 8 | 7 | 5 | 6 | Wardha |
| 41 | 7 | 7 | 5 | 3 | 2 | Nagpur |
| .. | .. | .. | .. | .. | .. | Bhandara |
| 8 | 1 | 1 | 1 | * | * | Chandrapur |
| .. | .. | .. | .. | .. | .. | Gadchiroli |
| 823 | 209 | 196 | 144 | 117 | 126 | Maharashtra State |

Less than 500 hectares.

Figures are Provisional.

Source.—Directorate of Agriculture, Government of Maharashtra, Pune.

| संक्रमांक | जिल्हा | गाड्या | नांगर | | | पाभरी | | मळणी यंत्र | | कडवी कापण्याची यंत्रे | |
|------------------|------------|-----------|-----------|----------|-----------|------------------------------|------------------------------------|------------------------------|----------------------------|-----------------------|--|
| | | | Ploughs | | | Seed drills | | Threshers | | Chaff cutters | |
| | | | लाकडी | लोखंडी | स्थानिक | सुधारित | बैलाकडून किंवा मनुष्यबळाने चालणारी | शक्तीवर चालणारी | बैलाकडून किंवा मनुष्यबळाने | शक्तीवर चालणारी | |
| Serial No. | Carts | Wooden | Iron | Local | Improved | Bullock or manually operated | Power operated | Bullock or manually operated | Power operated | | |
| (1) | (2) | (3) | (4) | (5) | (6) | (7) | (8) | (9) | (10) | (11) | |
| 1 | बुलढा | 3 | 4 | 1 | .. | .. | .. | .. | .. | .. | |
| 2 | ठाणे | 37,449 | 1,17,110 | 1,146 | 434 | 45 | 12 | 6 | 7 | 7 | |
| 3 | रायगड | 19,385 | 78,770 | 55 | 32 | .. | 745 | 59 | 4 | 2 | |
| 4 | रत्नागिरी | 2,059 | 1,63,843 | 202 | .. | 1 | 16 | 2 | 58 | .. | |
| 5 | सिंधुदूर्ग | 1,902 | 1,00,476 | 83 | 67 | 90 | 3 | 1 | 1 | .. | |
| 6 | नाशिक | 70,985 | 1,54,010 | 57,441 | 68,568 | 3,970 | 1,282 | 821 | 750 | 158 | |
| 7 | पुणे | 68,955 | 1,10,306 | 23,016 | 71,430 | 2,741 | 816 | 558 | 442 | 163 | |
| 8 | अहमदनगर | 90,884 | 56,399 | 34,414 | 82,382 | 5,000 | 960 | 1,314 | 786 | 139 | |
| 9 | पुणे | 79,326 | 28,793 | 70,905 | 83,972 | 6,965 | 1,493 | 1,326 | 2,174 | 393 | |
| 10 | पुणे | 54,685 | 76,835 | 47,225 | 68,484 | 3,880 | 551 | 339 | 1,293 | 189 | |
| 11 | सातारा | 39,265 | 41,666 | 35,817 | 60,541 | 4,773 | 3,022 | 201 | 565 | 71 | |
| 12 | सांगली | 42,024 | 22,603 | 36,286 | 44,846 | 2,985 | 6,975 | 166 | 1,006 | 72 | |
| 13 | सोलापूर | 54,489 | 16,128 | 43,992 | 61,868 | 3,593 | 851 | 792 | 1,865 | 167 | |
| 14 | कोल्हापूर | 50,679 | 96,249 | 17,289 | 31,025 | 2,458 | 2,693 | 341 | 304 | 41 | |
| 15 | ओरंगाबाद | 50,012 | 21,060 | 30,795 | 66,036 | 3,695 | 434 | 227 | 255 | 52 | |
| 16 | जालना | 35,238 | 5,557 | 22,252 | 37,171 | 2,871 | 134 | 202 | 126 | 16 | |
| 17 | परभणी | 63,270 | 58,136 | 20,818 | 61,760 | 2,904 | 159 | 324 | 830 | 39 | |
| 18 | बीड | 53,914 | 4,228 | 32,099 | 66,782 | 1,834 | 124 | 223 | 303 | 18 | |
| 19 | नांदेड | 53,558 | 90,636 | 4,501 | 79,140 | 1,673 | 108 | 186 | 4,531 | 12 | |
| 20 | उस्मानाबाद | 28,278 | 6,439 | 19,371 | 40,715 | 3,467 | 216 | 286 | 314 | 141 | |
| 21 | लातूर | 26,647 | 28,946 | 17,114 | 48,269 | 3,550 | 186 | 156 | 126 | 32 | |
| 22 | बुलढाणा | 51,773 | 7,081 | 39,881 | 58,686 | 4,051 | 1,279 | 951 | 164 | 128 | |
| 23 | अकोला | 54,105 | 25,507 | 33,771 | 52,786 | 7,189 | 1,023 | 751 | 201 | 204 | |
| 24 | अमरावती | 54,399 | 39,664 | 21,061 | 38,189 | 5,657 | 633 | 1,367 | 110 | 262 | |
| 25 | यवतमाळ | 66,985 | 99,466 | 20,550 | 59,795 | 2,501 | 759 | 450 | 319 | 63 | |
| 26 | बार्शी | 38,137 | 35,333 | 9,606 | 26,369 | 1,309 | 131 | 484 | 70 | 53 | |
| 27 | नागपूर | 69,812 | 71,741 | 4,663 | 50,680 | 1,713 | 270 | 596 | 76 | 107 | |
| 28 | भंडारा | 98,645 | 1,57,220 | 7,694 | 17,485 | 790 | 10,029 | 99 | 13 | 12 | |
| 29 | चंद्रपूर | 87,729 | 1,22,626 | 5,098 | 49,738 | 1,668 | 3,029 | 31 | 56 | 6 | |
| 30 | गडचिरोली | 49,159 | 90,168 | 2,776 | 9,706 | 57 | 111 | 2 | .. | .. | |
| महाराष्ट्र राज्य | | 14,93,751 | 19,27,000 | 6,59,922 | 13,36,956 | 81,430 | 38,044 | 12,261 | 16,749 | 2,547 | |

AGRICULTURE

TABLE No. 11-8 (4.11)

Agricultural Machinery and Implements
1982

| उसाचे चरक Sugarcane crushers | | सिंचनासाठी विद्युत पंप Electric pumps for irrigation | | | सिंचन व कृषि कामाकरिता वापरलेली तेल इंजिने व पंप Oil engines with pump for irrigation and agricultural purposes | पश्चिम चाक Persian wheels | फवारणी यंत्रे Sprayers and dusters | ट्रॅक्टरसं Tractors | दुचाकी ट्रॅक्टरसं किंवा शक्तीवर चालणारी मशागत यंत्रे Two wheel tractor or power tillers | घाणी Ghanis | District |
|------------------------------------|---|---|--|---------------|--|------------------------------|---------------------------------------|------------------------|--|----------------|-------------------|
| शक्तीने चालणारे Worked by power | बलाच्या सहाय्याने चालणारे Worked by bullocks | पाच अश्वशक्ती पर्यंत Up to 5 H.P. | सहा आणि अधिक अश्वशक्तीचे 6 and above H.P. | एकूण Total | | | | | | | |
| (12) | (13) | (14) | (15) | (16) | (17) | (18) | (19) | (20) | (21) | (22) | (2) |
| 75 | 8 | 2,585 | 241 | 2,826 | 468 | 118 | 826 | 110 | 46 | 2 | Greater Bombay |
| 33 | 2 | 2,207 | 85 | 2,292 | 190 | 417 | 377 | 14 | 64 | 5 | Thane |
| 11 | 7 | 685 | 72 | 757 | 190 | 222 | 333 | 5 | | 14 | Raigad |
| 16 | 8 | 1,089 | 143 | 1,132 | 321 | 248 | 614 | 9 | 4 | 1 | Ratnagiri |
| 76 | 53 | 33,045 | 1,627 | 34,672 | 6,846 | 17 | 10,812 | 3,299 | 58 | 25 | Sindhudurg |
| 44 | 32 | 14,983 | 929 | 15,912 | 5,904 | 1 | 4,725 | 1,248 | 23 | 2 | Nashik |
| 78 | 15 | 20,295 | 7,982 | 28,277 | 3,975 | 14 | 11,787 | 2,007 | 30 | 36 | Dhule |
| 100 | 53 | 57,560 | 3,210 | 60,770 | 16,123 | 33 | 8,961 | 3,168 | 76 | 61 | Jalgaon |
| 812 | 49 | 21,346 | 1,890 | 23,236 | 13,858 | | 6,111 | 1,038 | 35 | 36 | Ahmednagar |
| 423 | 34 | 16,101 | 1,488 | 17,589 | 9,204 | 12 | 3,274 | 948 | 12 | 32 | Pune |
| 303 | 35 | 17,121 | 2,418 | 19,539 | 7,636 | 55 | 2,846 | 1,135 | 29 | 23 | Satara |
| 1,156 | 67 | 31,288 | 2,869 | 34,157 | 20,583 | 5 | 5,676 | 698 | 16 | 43 | Sangli |
| 1,322 | 15 | 11,099 | 3,890 | 14,989 | 13,225 | 24 | 1,884 | 2,327 | 57 | 51 | Solapur |
| 301 | 1,001 | 20,452 | 604 | 21,056 | 3,122 | 2 | 13,087 | 733 | 39 | 113 | Kolhapur |
| 425 | 29 | 7,166 | 411 | 7,577 | 3,657 | 9 | 6,117 | 375 | 60 | 331 | Aurangabad |
| 205 | 137 | 10,660 | 502 | 11,162 | 2,924 | 22 | 20,227 | 324 | 10 | 210 | Jalna |
| 144 | 71 | 11,979 | 624 | 12,603 | 2,608 | | 3,118 | 251 | 2 | 80 | Parbhani |
| 207 | 70 | 10,846 | 820 | 11,666 | 591 | 12 | 13,504 | 174 | | 3 | Beed |
| 596 | 118 | 11,435 | 614 | 12,049 | 4,858 | 41 | 1,886 | 238 | 3 | 58 | Nanded |
| 488 | 98 | 10,672 | 882 | 11,554 | 3,386 | 5 | 3,292 | 245 | 17 | 44 | Osmanabad |
| 182 | 77 | 17,381 | 400 | 17,781 | 3,866 | 14 | 22,612 | 859 | 27 | 58 | Latur |
| 103 | 23 | 12,004 | 182 | 12,186 | 2,698 | 4 | 16,642 | 672 | | 25 | Buldana |
| 41 | 38 | 27,433 | 207 | 27,640 | 1,634 | 1 | 18,287 | 632 | 10 | 11 | Akola |
| 21 | 20 | 11,139 | 364 | 11,503 | 2,300 | 13 | 29,277 | 192 | 4 | 18 | Amravati |
| 7 | 11 | 10,376 | 102 | 10,478 | 1,437 | 8 | 20,426 | 58 | 2 | 16 | Yavatmal |
| 18 | 13 | 17,808 | 246 | 18,054 | 2,536 | 6 | 9,872 | 77 | 4 | 131 | Wardha |
| 34 | 356 | 4,527 | 102 | 4,629 | 2,425 | 10 | 2,955 | 378 | 55 | 59 | Nagpur |
| 7 | 149 | 2,058 | 89 | 2,147 | 1,887 | 33 | 5,043 | 135 | 15 | 40 | Bhandara |
| | 15 | 388 | 10 | 398 | 744 | | 606 | 104 | 6 | 6 | Chandrapur |
| 7,228 | 2,604 | 4,15,728 | 32,903 | 4,48,631 | 1,39,196 | 1,346 | 2,45,177 | 21,453 | 704 | 1,534 | Gadchiroli |
| | | | | | | | | | | | Maharashtra State |

11. कृषी/AGRICULTURE

तक्ता क्रमांक/TABLE No. 11.9 (4-12)

वहिलीची खाती आणि त्यांचे क्षेत्र
No. of Operational holdings and area operated

(1980-81)

(आकडे शंभरात)
(Figures in '00)

| अनुक्रमांक Serial No. | जिल्हा | वैयक्तिक खाती Individual Holdings | | संयुक्त खाती Joint Holdings | | † एकूण खाती All Holdings | | District |
|-----------------------------|------------|--------------------------------------|---------------------------------------|--------------------------------|---------------------------------------|-----------------------------|---------------------------------------|--------------------|
| | | संख्या No. | क्षेत्र (हेक्टर) Area (Hectare) | संख्या No. | क्षेत्र (हेक्टर) Area (Hectare) | संख्या No. | क्षेत्र (हेक्टर) Area (Hectare) | |
| (1) | (2) | (3) | (4) | (5) | (6) | (7) | (8) | (2) |
| 1 | बृहन्मुंबई | 11 | 7 | * | * | 11 | 7 | Greater Bombay |
| 2 | ठाणे | 1,656 | 3,670 | 160 | 508 | 1,818 | 4,201 | Thane |
| 3 | रायगड | 1,998 | 3,301 | 172 | 389 | 2,172 | 3,701 | Raigad |
| 4 | रत्नागिरी | 2,763 | 7,347 | 36 | 175 | 2,804 | 7,542 | Ratnagiri |
| 5 | सिंधुदुर्ग | 1,762 | 3,869 | 15 | 144 | 1,780 | 4,017 | Sindudurg |
| 6 | नाशिक | 2,686 | 9,600 | 216 | 861 | 2,905 | 10,509 | Nashik |
| 7 | धुळे | 1,866 | 6,812 | 199 | 771 | 2,070 | 7,623 | Dhule |
| 8 | जळगाव | 2,425 | 7,767 | 325 | 925 | 2,757 | 8,726 | Jalgaon |
| 9 | अहमदनगर | 3,718 | 12,246 | 97 | 305 | 3,817 | 12,634 | Ahmadnagar |
| 10 | पुणे | 3,540 | 10,472 | 208 | 877 | 3,652 | 11,419 | Pune |
| 11 | सातारा | 3,827 | 7,517 | 52 | 126 | 3,883 | 7,734 | Satara |
| 12 | सांगली | 2,781 | 6,950 | 57 | 214 | 2,840 | 7,203 | Sangli |
| 13 | सोलापूर | 2,365 | 10,717 | 318 | 1,685 | 2,687 | 12,442 | Solapur |
| 14 | कोल्हापूर | 3,215 | 4,690 | 157 | 329 | 3,389 | 5,227 | Kolhapur |
| 15 | औरंगाबाद | 2,058 | 7,579 | 12 | 70 | 2,051 | 7,661 | Aurangabad |
| 16 | जालना | 1,696 | 70.48 | 1 | 7 | 1,699 | 7,063 | Jalna |
| 17 | परभणी | 2,407 | 9,078 | 37 | 1 | 2,446 | 9,292 | Parbhani |
| 18 | बीड | 2,612 | 9,456 | 21 | 110 | 2,638 | 9,600 | Beed |
| 19 | नांदेड | 2,295 | 7,701 | 38 | 170 | 2,333 | 7,880 | Nanded |
| 20 | उस्मानाबाद | 1,313 | 6,084 | 88 | 500 | 1,403 | 6,603 | Osmanabad |
| 21 | लातूर | 1,472 | 6,462 | 40 | 190 | 1,514 | 6,665 | Latur |
| 22 | बुलढाभा | 2,268 | 7,190 | 83 | 301 | 2,357 | 7,523 | Buldana |
| 23 | अकोला | 2,313 | 7,849 | 130 | 558 | 2,451 | 8,464 | Akola |
| 24 | अमरावती | 2,345 | 6,905 | 227 | 768 | 2,588 | 7,742 | Amravati |
| 25 | यवतमाळ | 2,261 | 9,287 | 48 | 251 | 2,311 | 9,558 | Yavatmal |
| 26 | वर्धा | 1,096 | 4,012 | 118 | 477 | 1,220 | 4,527 | Wardha |
| 27 | नागपूर | 1,715 | 6,033 | 98 | 346 | 1,819 | 6,412 | Nagpur |
| 28 | भंडारा | 2,027 | 3,265 | 558 | 1,016 | 2,588 | 4,290 | Bhandara |
| 29 | चंद्रपूर | 1,545 | 4,554 | 210 | 670 | 1,756 | 5,243 | Chandrapur |
| 30 | गडचिरोली | 771 | 1,767 | 107 | 333 | 879 | 2,103 | Gadchiroli |
| महाराष्ट्र राज्य | | 64,687 | 1,99,235 | 3,828 | 13,072 | 68,625 | 2,13,616 | Maharashtra State. |

टीप.—(१) †संस्थांच्या खात्याचाही समावेश आहे.

(२) *५०० पेक्षा कमी.

(३) आकडे पूर्णकात केल्यामुळे बेरजा जुळणार नाहीत.

Note.—(1) †Includes institutional holdings also.

(2) *Less than 500.

(3) Details do not add up to the total due to rounding.

साधर.—कृषि संचालनालय, महाराष्ट्र शासन, पुणे.

Source.—Directorate of Agriculture, Government of Maharashtra, Pune.

11. कृषी/AGRICULTURE

तक्ता क्रमांक/TABLE No. 11-10 (4-13)

बहितीच्या खात्यांच्या आकार वर्गाप्रमाणे खात्यांची संख्या व त्यांचे एकूण क्षेत्र
Number of operational holdings and area operated by size class of operational holdings
(1980-81)

(आकडे संभरात)
(Figures in hundred)

| व्युत्क्रमांक Serial No. | आकार वर्ग (हेक्टर) Size class (Hectare) | वैयक्तिक खाती Individual holdings | | संयुक्त खाती Joint holdings | | एकूण खाती All holdings | |
|--------------------------------|---|--------------------------------------|---------------------------------------|--------------------------------|---------------------------------------|---------------------------|---------------------------------------|
| | | संख्या No. | क्षेत्र (हेक्टर) Area (Hectare) | संख्या No. | क्षेत्र (हेक्टर) Area (Hectare) | संख्या No. | क्षेत्र (हेक्टर) Area (Hectare) |
| (1) | (2) | (3) | (4) | (5) | (6) | (7) | (8) |
| 1 | पेसा कमी Below—0.5 .. | 9,270 | 2,474 | 625 | 151 | 9,914 | 2,630 |
| 2 | 0.5-1.0 .. | 8,850 | 6,726 | 484 | 370 | 9,345 | 7,103 |
| 3 | 1.0-2.0 .. | 14,608 | 22,193 | 787 | 1,124 | 15,409 | 23,337 |
| 4 | 2.0-3.0 .. | 9,752 | 24,079 | 513 | 1,259 | 10,275 | 25,363 |
| 5 | 3.0-4.0 .. | 6,221 | 21,567 | 355 | 1,223 | 6,583 | 22,815 |
| 6 | 4.0-5.0 .. | 4,341 | 19,404 | 253 | 1,123 | 4,601 | 20,556 |
| 7 | 5.0-10.0 .. | 8,736 | 59,915 | 563 | 3,891 | 9,317 | 63,937 |
| 8 | 10.0-20.0 .. | 2,599 | 34,291 | 210 | 2,780 | 2,819 | 37,213 |
| 9 | 20.0-30.0 .. | 248 | 5,725 | 30 | 708 | 282 | 6,525 |
| 10 | 30.0-40.0 .. | 39 | 1,313 | 7 | 253 | 48 | 1,616 |
| 11 | 40.0-50.0 .. | 10 | 463 | 2 | 106 | 14 | 615 |
| 12 | 50.0 and above | 12 | 1,086 | 4 | 297 | 19 | 1,907 |
| | एकूण/Total .. | 64,686 | 1,99,237 | 3,832 | 13,284 | 68,625 | 2,13,616 |

टीप.—आकडे पूर्णांकित केल्यामुळे बेरजा जुळणार नाहीत.

Note.—Details do not add up to the totals due to rounding.

माध्यम.—कृषि संचालनालय, महाराष्ट्र शासन, पुणे.

Source.—Directorate of Agriculture, Government of Maharashtra, Pune.

12. जलसिंचन IRRIGATION

१२. १ विविध साधनांनुसार भिजलेले क्षेत्र, पीकवार सिंचना-
खालील क्षेत्र व बागायती विहिरींची संख्या या बाबत माहिती
या विभागात दिली आहे.

12.1 Data on irrigated area according to various
sources, cropwise irrigated area and irrigation wells
are presented in the tables in this section.

12. जलसिंचन/IRRIGATION

तक्ता क्रमांक/TABLE No. 12-1 (4.4)

सिंचनाच्या निरनिराळ्या साधनांनी भिजलेले क्षेत्र
Area irrigated by different sources of irrigation
(1980-81)

(संभार हेक्टरात)
(in ,00 Hectares)

| अवक्रमांक Serial No. | जिल्हा | सिंचनाखालील निव्वळ क्षेत्र Net area irrigated by | | | सिंचनाखालील एकूण क्षेत्र Total gross area of crops irrigated | District | |
|----------------------------|------------------|---|---|---|--|----------|-------------------|
| | | पृष्ठभागीय सिंचन Surface irrigation | बिहीरीद्वारा सिंचन Well irrigation | सिंचनाखालील एकूण निव्वळ क्षेत्र Total net area irrigated | | | |
| (1) | (2) | (3) | (4) | (5) | (6) | (7) | |
| 1 | बृहन्मुंबई | .. | .. | 9 | 9 | 9 | Greater Bombay |
| 2 | ठाणे | .. | .. | 51 | 10 | 61 | Thane |
| 3 | रायगड | .. | .. | 11 | 14 | 25 | Raigad |
| 4 | रत्नागिरी | .. | .. | 76 | 27 | 103 | Ratnagiri |
| 5 | सिंधुदुर्ग | .. | .. | N.A.S. | N.A.S. | N.A.S. | Sindhudurg |
| 6 | नाशिक | .. | .. | 251 | 719 | 970 | Nashik |
| 7 | धुळे | .. | .. | 187 | 498 | 685 | Dhule |
| 8 | जळगाव | .. | .. | 115 | 886 | 1,001 | Jalgaon |
| 9 | अहमदनगर | .. | .. | 642 | 1,271 | 1,913 | Ahmadnagar |
| 10 | पुणे | .. | .. | 905 | 812 | 1,717 | Pune |
| 11 | सातारा | .. | .. | 464 | 555 | 1,019 | Satara |
| 12 | सांगली | .. | .. | 188 | 500 | 1,688 | Sangli |
| 13 | सोलापूर | .. | .. | 370 | 833 | 1,203 | Solapur |
| 14 | कोल्हापूर | .. | .. | 440 | 185 | 625 | Kolhapur |
| 15 | औरंगाबाद | .. | .. | 259 | 901 | 1,160 | Aurangabad |
| 16 | जालना | .. | .. | N.A.S. | N.A.S. | N.A.S. | Jalna |
| 17 | परभणी | .. | .. | 229 | 395 | 624 | Parbhani |
| 18 | बीड | .. | .. | 210 | 721 | 931 | Beed |
| 19 | नांदेड | .. | .. | 237 | 149 | 386 | Nanded |
| 20 | उस्मानाबाद | .. | .. | 231 | 617 | 848 | Osmanabad |
| 21 | लातूर | .. | .. | N.A.S. | N.A.S. | N.A.S. | Latur |
| 22 | बुलढाणा | .. | .. | 36 | 252 | 288 | Buldana |
| 23 | अकोला | .. | .. | 38 | 170 | 208 | Akola |
| 24 | अमरावती | .. | .. | 11 | 184 | 195 | Amravati |
| 25 | यवतमाळ | .. | .. | 89 | 145 | 234 | Yavatmal |
| 26 | वर्धा | .. | .. | 20 | 161 | 181 | Wardha |
| 27 | नागपूर | .. | .. | 118 | 247 | 435 | Nagpur |
| 28 | भंडारा | .. | .. | 1,340 | 85 | 1,425 | Bhandara |
| 29 | चंद्रपूर | .. | .. | 1,186 | 36 | 1,222 | Chandrapur |
| 30 | गडचिरोली | .. | .. | N.A.S. | N.A.S. | N.A.S. | Gadchiroli |
| | महाराष्ट्र राज्य | .. | .. | 7,774 | 10,382 | 18,156 | Maharashtra State |
| | (1981-82)* | .. | .. | 8,710 | 11,540 | 20,250 | 26,860 |

*अस्थायी/Provisional.

N.A.S. वेगळी माहिती उपलब्ध नाही./Not available separately.

आधार :- कृषि संचालनालय, महाराष्ट्र शासन, पुणे.

Source :- Directorate of Agriculture, Government of Maharashtra, Pune.

तक्ता क्रमांक १२.२ (४.५)

| अनुक्रमांक. Serial No. | जिल्हा | तांदुळ Rice | गहू Wheat | ज्वारी Jowar | बाजरी Bajri | बारी Barley | मका Maize | नाचणी Ragi | हरभरा, Gram |
|--------------------------------|------------|----------------|--------------|-----------------|----------------|----------------|--------------|---------------|----------------|
| (1) | (2) | (3) | (4) | (5) | (6) | (7) | (8) | (9) | (10) |
| 1 | बृहन्मंबई | .. | .. | .. | .. | .. | .. | .. | .. |
| 2 | ठाणे | 162 | 1 | .. | .. | .. | .. | .. | 2 |
| 3 | रायगड | 74 | .. | .. | .. | .. | .. | .. | .. |
| 4 | रत्नागिरी | 44 | .. | 1 | .. | .. | .. | 1 | .. |
| 5 | सिंधुदुर्ग | N.A.S. | N.A.S. | N.A.S. | N.A.S. | N.A.S. | N.A.S. | N.A.S. | N.A.S. |
| 6 | नाशिक | 78 | 465 | 78 | 25 | .. | 3 | .. | 69 |
| 7 | धुळे | 51 | 424 | 69 | .. | .. | 2 | .. | 30 |
| 8 | जळगांव | 58 | 378 | 20 | .. | .. | 1 | .. | 37 |
| 9 | अहमदनगर | 22 | 495 | 955 | 118 | .. | 16 | .. | 63 |
| 10 | पुणे | 53 | 254 | 711 | 115 | .. | 19 | .. | 52 |
| 11 | सातारा | 148 | 174 | 426 | 79 | .. | 9 | .. | 45 |
| 12 | सांगली | 77 | 155 | 194 | 54 | .. | 17 | .. | 24 |
| 13 | सोलापूर | 39 | 264 | 642 | 32 | 2 | 133 | .. | 48 |
| 14 | कोल्हापूर | 58 | 113 | .. | .. | .. | 19 | .. | 6 |
| 15 | औरंगाबाद | 15 | 598 | 520 | 35 | .. | 16 | .. | 130 |
| 16 | जालना | N.A.S. | N.A.S. | N.A.S. | N.A.S. | N.A.S. | N.A.S. | N.A.S. | N.A.S. |
| 17 | परभणी | 148 | 311 | 61 | .. | .. | 9 | .. | 21 |
| 18 | बीड | 25 | 253 | 584 | 70 | 2 | 8 | .. | 62 |
| 19 | नांदेड | 96 | 157 | .. | .. | 7 | 2 | .. | 17 |
| 20 | उस्मानाबाद | 109 | 121 | 379 | 13 | .. | 17 | .. | 46 |
| 21 | लातूर | N.A.S. | N.A.S. | N.A.S. | .. | .. | N.A.S. | .. | N.A.S. |
| 22 | बुलढाणा | 6 | 179 | 1 | .. | .. | 2 | .. | 17 |
| 23 | अकोला | 3 | 163 | .. | .. | .. | 1 | .. | 5 |
| 24 | अमरावती | 10 | 196 | .. | .. | .. | 1 | .. | 27 |
| 25 | यवतमाळ | 3 | 138 | .. | .. | .. | .. | .. | 1 |
| 26 | वर्धा | .. | 153 | .. | .. | .. | .. | .. | 2 |
| 27 | नागपूर | 177 | 197 | 3 | .. | .. | .. | .. | 24 |
| 28 | भंडारा | 1,512 | 76 | .. | .. | .. | .. | .. | .. |
| 29 | चंद्रपूर | 1,235 | 28 | 31 | .. | .. | .. | .. | .. |
| 30 | गडचिरोली | N.A.S. | N.A.S. | N.A.S. | .. | .. | .. | .. | .. |
| महाराष्ट्र राज्य | | 4,203 | 5,290 | 4,676 | 541 | 11 | 276 | 1 | 728 |
| महाराष्ट्र राज्य (1981-82)* | | 4,090 | 6,120 | 3,880 | 570 | .. | 610 | .. | 1,050 |
| महाराष्ट्र राज्य (1982-83)* | | 3,891 | 5,384 | 3,699 | 424 | .. | 450 | .. | 967 |

N.A. उपलब्ध नाही/

* अस्थायी/

N.A.S. वेगळी उपलब्ध नाही/

आधार.-कृषि संचालनालय, महाराष्ट्र शासन, पुणे.

IRRIGATION

TABLE No. 12-2 (4.5)

Area irrigated under different crops

(1980-81)

(संभर हेक्टरात)
(in 100 hectares)

| तूर | मिरची | ऊस | एकूण अन्नपिके | कापूस | भुईमूग | तंबाखू | सर्व अन्नतर पिके | सिंचनाखालील एकूण क्षेत्र | District |
|---------|----------|----------------|-------------------|--------|----------------|---------|------------------------|------------------------------------|-------------------|
| Tur | Chillies | Sugar- cane | All food crops | Cotton | Ground- nut | Tobacco | All non- food crops | Total irrigated area (gross) | |
| (11) | (12) | (13) | (14) | (15) | (16) | (17) | (18) | (19) | (2) |
| .. | .. | .. | 2 | .. | .. | .. | 7 | 9 | Greater Bombay |
| 2 | 2 | 1 | 201 | .. | .. | .. | 15 | 216 | Thane |
| .. | 4 | .. | 105 | .. | .. | .. | 8 | 113 | Raigad |
| .. | 9 | 2 | 95 | .. | .. | .. | 71 | 166 | Ratnagiri |
| N.A.S. | N.A.S. | N.A.S. | N.A.S. | .. | N.A.S. | N.A.S. | N.A.S. | N.A.S. | Sindhudurg |
| .. | 38 | 261 | 1,345 | 25 | 31 | .. | 129 | 1,474 | Nashik |
| .. | 59 | 98 | 806 | 83 | 22 | .. | 116 | 922 | Dhule |
| .. | 47 | 71 | 1,072 | 217 | 60 | .. | 278 | 1,350 | Jalgaon |
| .. | 30 | 690 | 2,491 | 172 | 66 | .. | 315 | 2,806 | Ahmadnagar |
| 14 | 47 | 253 | 1,829 | 56 | 68 | .. | 185 | 2,014 | Pune |
| 3 | 11 | 211 | 1,192 | 71 | 4 | .. | 94 | 1,286 | Satara |
| .. | 49 | 304 | 924 | 18 | 8 | 16 | 73 | 997 | Sangli |
| 11 | 37 | 203 | 1,503 | 102 | 74 | 1 | 234 | 1,737 | Solapur |
| .. | 3 | 500 | 709 | .. | .. | .. | 4 | 713 | Kolhapur |
| .. | 41 | 203 | 1,622 | 111 | 10 | .. | 132 | 1,754 | Aurangabad |
| N.A.S.* | N.A.S. | N.A.S. | N.A.S. | N.A.S. | N.A.S. | N.A.S. | N.A.S. | N.A.S. | Jalna |
| .. | 30 | 60 | 727 | 39 | 66 | .. | 133 | 860 | Parbhani |
| .. | 32 | 64 | 1,115 | 67 | 25 | .. | 92 | 1,207 | Beed |
| .. | 25 | 50 | 414 | 18 | 25 | .. | 47 | 461 | Nanded |
| 40 | 42 | 171 | 978 | 1 | 31 | .. | 65 | 1,043 | Osmanabad |
| N.A.S. | N.A.S. | N.A.S. | N.A.S. | N.A.S. | N.A.S. | .. | N.A.S. | N.A.S. | Latur |
| .. | 21 | 17 | 238 | 108 | .. | .. | 110 | 398 | Buldana |
| .. | 15 | 5 | 234 | 16 | 7 | .. | 29 | 263 | Akola |
| .. | 21 | 2 | 402 | 34 | 2 | .. | 37 | 439 | Amravati |
| .. | 15 | 14 | 258 | 16 | 54 | .. | 70 | 328 | Yavatmal |
| .. | 7 | 1 | 211 | 24 | 4 | .. | 28 | 239 | Wardha |
| .. | 15 | 2 | 569 | 9 | 1 | .. | 11 | 580 | Nagpur |
| .. | 21 | 6 | 1,653 | .. | .. | .. | .. | 1,653 | Bhandara |
| .. | 16 | 1 | 1,329 | .. | .. | 1 | 1 | 1,330 | Chandrapur |
| .. | N.A.S. | N.A.S. | N.A.S. | .. | .. | N.A.S. | .. | N.A.S. | Gadchiroli |
| 70 | 637 | 3,190 | 22,074 | 1,187 | 558 | 18 | 2,284 | 24,358 | Maharashtra State |
| .. | 5,160 | 3,660 | .. | 1,410 | 310 | N.A. | N.A. | 26,860 | Maharashtra State |
| .. | 5,135 | 3,896 | .. | 1,187 | 277 | N.A. | N.A. | 25,310 | Maharashtra State |

Not available.

Provisional.

Not available separately.

Source.—Directorate of Agriculture, Government of Maharashtra, Pune.

12. जलसिंचन/IRRIGATION

तक्ता क्रमांक/TABLE No. 12.3 (4.6)

एकूण बागायती विहीरींची संख्या
Total number of irrigation wells
(1980-81)*

| अनुक्रमांक Serial No. | जिल्हा | विहीरींची संख्या No. of wells | | एकूण Total | District |
|-----------------------------|------------|----------------------------------|-------------------------------|---------------|-------------------|
| | | वापरात असलेल्या In use | वापरात नसलेल्या Not in use | | |
| (1) | (2) | (3) | (4) | (5) | (6) |
| 1 | बहुमंबई | 386 | 52 | 438 | Greater Bombay |
| 2 | ठाणे | 11,974 | 1,112 | 13,086 | Thane |
| 3 | रायगड | 4,750 | 502 | 5,252 | Raigad |
| 4 | रत्नागिरी | 10,924 | 2,422 | 13,346 | Ratnagiri |
| 5 | सिंधुदुर्ग | N.A.S. | N.A.S. | N.A.S. | Sindhudurg |
| 6 | नाशिक | 74,515 | 3,684 | 78,199 | Nashik |
| 7 | धुळे | 26,751 | 4,169 | 30,920 | Dhule |
| 8 | जळगांव | 50,796 | 8,014 | 58,810 | Jalgaon |
| 9 | अहमदनगर | 87,355 | 9,880 | 97,235 | Ahmadnagar |
| 10 | पुणे | 61,329 | 4,474 | 65,803 | Pune |
| 11 | सातारा | 40,378 | 3,686 | 44,064 | Satara |
| 12 | सांगली | 44,578 | 3,593 | 48,171 | Sangli |
| 13 | सोलापूर | 56,682 | 3,852 | 60,534 | Solapur |
| 14 | कोल्हापूर | 15,866 | 2,157 | 18,041 | Kolhapur |
| 15 | औरंगाबाद | 74,722 | 5,125 | 79,847 | Aurangabad |
| 16 | जालना | N.A.S. | N.A.S. | N.A.S. | Jalna |
| 17 | परभणी | 28,022 | 2,855 | 30,877 | Parbhani |
| 18 | बीड | 31,221 | 2,044 | 33,263 | Beed |
| 19 | नांदेड | 12,293 | 825 | 13,118 | Nanded |
| 20 | उस्मानाबाद | 45,768 | 4,244 | 50,012 | Osmanabad |
| 21 | लातूर | N.A.S. | N.A.S. | N.A.S. | Latur |
| 22 | बुलढाणा | 25,402 | 9,719 | 35,121 | Buldana |
| 23 | अकोला | 14,132 | 7,187 | 21,319 | Akola |
| 24 | अमरावती | 30,858 | 5,770 | 36,628 | Amravati |
| 25 | यवतमाळ | 16,424 | 4,849 | 21,273 | Yavatmal |
| 26 | वर्धा | 15,854 | 10,301 | 26,155 | Wardha |
| 27 | नागपूर | 27,866 | 27,131 | 54,997 | Nagpur |
| 28 | भंडारा | 11,047 | 3,783 | 14,830 | Bhandara |
| 29 | चंद्रपूर | 10,967 | 4,202 | 15,169 | Chandrapur |
| 30 | गडचिरोली | N.A.S. | N.A.S. | N.A.S. | Gadchiroli |
| महाराष्ट्र राज्य | | 8,30,860 | 1,35,650 | 9,66,510 | Maharashtra State |

*अस्थायी/Provisional

N.A.S.—वेगळी उपलब्ध नाही/Not available separately.

साधार.—कृषि संचालनालय, महाराष्ट्र शासन, पुणे.

Source.—Directorate of Agriculture, Government of Maharashtra, Pune.

31 पशुसंबर्धन आणि दुग्धव्यवसाय ANIMAL HUSBANDRY AND DAIRYING

१३.१. या विभागातील तक्त्यामध्ये पशुधन गणना, पशुवैद्यकीय सुविधा व कत्तलखाने यांचेविषयी आकडेवारी दिली आहे.

१३.२. १९८२ च्या पशुधन गणनेनुसार गणना केलेले विविध प्रकारचे पशु व कुक्कुट यांची संख्या देण्यात आली आहे. संपूर्ण देशात समान (संकल्पना Concepts) व गणना पद्धती बापरून अशा पंचवार्षिक गणना घेण्यात येतात. अशा गणनांत संपूर्ण पशुधनासंबंधी माहिती प्रत्येक घराघरातून गोळा करण्यात येते. कत्तलखान्यातील पशूंची, भटक्या प्राण्यांची व रूग्णावस्थेतील प्राण्यांची गणना करताना विशेष काळजी घेण्यात येते.

13.1. Data on Livestock Census, Veterinary facilities provided and slaughter houses are given in the tables in this section.

13.2. The data on number of livestock and poultry presented is as enumerated in the State at the time of 1982 Livestock Censuses. These are quinquennial censuses conducted throughout the country on the basis of uniform concepts and method of enumeration. At these censuses all the livestock is enumerated by house to house enquiry. Particular care is taken to enumerate livestock in the slaughter homes, stray animals and animals in transit.

| अनुक्रमांक Serial No. | जिल्हा District | गाई बैल/ Cattle | | | | | |
|--------------------------|--------------------|---|--|---|---------------|---------------|----------------------|
| | | तीन वर्षांवरील बैल/ Males over 3 years | | | | | |
| | | केवळ पैदाशीसाठी डेवलेले बैल Used for breeding only | पैदाशीसाठी व कामासाठी उप- योग्यत आणलेले Used for breeding and work both | केवळ कामाकरिता वापरलेले Used for work only | इतर Others | एकूण Total | दुग्धत्वा In milk |
| (1) | (2) | (3) | (4) | (5) | (6) | (7) | (8) |
| 1 | बुलढुंबई | 74 | 88 | 880 | 3,057 | 4,099 | 2,132 |
| 2 | ठाणे | 1,009 | 13,714 | 2,22,362 | 3,241 | 2,40,326 | 63,841 |
| 3 | रायगड | 119 | 5,276 | 1,81,458 | 2,364 | 1,89,217 | 59,518 |
| 4 | रत्नागिरी | 161 | 10,077 | 2,39,684 | 2,668 | 2,52,590 | 58,667 |
| 5 | सिधुदुर्ग | 167 | 9,373 | 1,13,929 | 2,619 | 1,26,088 | 23,541 |
| 6 | नाशिक | 1,207 | 10,447 | 3,64,722 | 3,691 | 3,80,067 | 1,13,692 |
| 7 | धुळे | 1,108 | 6,308 | 2,97,377 | 2,276 | 3,07,069 | 71,066 |
| 8 | जळगाव | 1,079 | 9,947 | 2,67,422 | 3,045 | 2,81,493 | 89,458 |
| 9 | बहुमदनगर | 570 | 9,030 | 3,35,637 | 5,476 | 3,50,713 | 1,33,463 |
| 10 | पुणे | 507 | 5,434 | 2,83,240 | 2,524 | 2,91,705 | 1,02,646 |
| 11 | सातारा | 221 | 4,549 | 1,57,769 | 1,247 | 1,63,786 | 65,365 |
| 12 | सांगली | 193 | 2,800 | 1,20,861 | 1,498 | 1,25,352 | 57,430 |
| 13 | सोलापूर | 563 | 6,157 | 1,82,738 | 2,218 | 1,91,676 | 84,827 |
| 14 | कोल्हापूर | 65 | 2,118 | 1,51,210 | 1,009 | 1,54,402 | 40,766 |
| 15 | औरंगाबाद | 398 | 3,848 | 2,42,260 | 3,232 | 2,49,738 | 57,699 |
| 16 | जालना | 75 | 3,417 | 1,92,997 | 1,353 | 1,97,842 | 50,136 |
| 17 | परभणी | 444 | 3,012 | 2,60,707 | 2,246 | 2,66,409 | 97,500 |
| 18 | बीड | 337 | 5,903 | 2,61,108 | 1,531 | 2,68,879 | 81,058 |
| 19 | नांदेड | 884 | 4,142 | 2,24,835 | 2,701 | 2,32,562 | 94,149 |
| 20 | उस्मानाबाद | 304 | 6,586 | 1,42,118 | 6,822 | 1,55,830 | 47,326 |
| 21 | लातूर | 296 | 1,739 | 1,57,738 | 1,923 | 1,61,696 | 52,622 |
| 22 | बुलढाणा | 373 | 2,007 | 2,33,131 | 1,842 | 2,37,353 | 83,945 |
| 23 | अकोला | 701 | 3,239 | 2,37,493 | 2,137 | 2,43,570 | 80,539 |
| 24 | अमरावती | 1,307 | 2,503 | 1,98,867 | 1,439 | 2,04,116 | 75,300 |
| 25 | यवतमाळ | 1,949 | 1,932 | 2,83,739 | 2,817 | 2,90,437 | 88,282 |
| 26 | वर्धा | 782 | 1,901 | 1,23,208 | 1,271 | 1,27,162 | 48,743 |
| 27 | नागपूर | 1,207 | 2,013 | 2,11,021 | 2,949 | 2,17,190 | 73,170 |
| 28 | भंडारा | 1,278 | 4,156 | 2,95,131 | 3,221 | 3,03,786 | 78,981 |
| 29 | चंद्रपूर | 1,997 | 9,263 | 2,62,077 | 5,013 | 2,78,350 | 73,658 |
| 30 | गडचिरोली | 1,001 | 9,021 | 1,80,060 | 3,324 | 1,93,406 | 61,572 |
| | महाराष्ट्र राज्य | 20,376 | 1,60,000 | 64,25,779 | 80,754 | 66,86,909 | 21,03,092 |

ANIMAL HUSBANDRY AND DAIRYING

संख्या १३१

TABLE No. 13-1 (5-1)

Live-stock in each District

(1982)

| गाई बौल/ Cattle | | | | | म्हणी-रेडे/ Buffaloes | | | | | District | |
|--|----------------|--------|-------------|--------------|---|--------------------------------------|--------------------------|----------|-------|----------|-------------------|
| तीन वर्षावरील गाई/ Females over 3 years | | | | | तीन वर्षावरील रेडे/ Males over 3 years | | | | | | |
| बाटलेल्या व कामासाठी न व्हालेल्या वापरलेल्या | इतर | एकूण | बासरे | एकूण गाई-बौल | केवळ पैदाशीसाठी ठेवलेले | पैदाशीसाठी व कामासाठी उपयोगात आणलेले | केवळ कामाकारिता वापरलेले | इतर | एकूण | | |
| Dry and not calved even once | Working Others | Total | Young stock | Total cattle | Used for breeding only | Used for breeding and work both | Used for work only | Others | Total | | |
| (9) | (10) | (11) | (12) | (13) | (14) | (15) | (16) | (17) | (18) | (19) | (2) |
| 1,015 | 13 | 30 | 3,190 | 1,801 | 9,090 | 808 | 74 | 194 | 237 | 1,313 | Greater Bombay |
| 92,592 | 2,770 | 1,796 | 1,60,999 | 1,17,439 | 5,18,764 | 852 | 3,142 | 30,315 | 683 | 34,992 | Thane |
| 77,032 | 1,375 | 3,043 | 1,40,968 | 1,18,249 | 4,48,434 | 207 | 2,176 | 39,567 | 1,072 | 43,022 | Raigad |
| 92,872 | 312 | 579 | 1,52,430 | 1,25,003 | 5,30,023 | 66 | 1,153 | 22,221 | 177 | 23,617 | Ratnagiri |
| 33,630 | 95 | 663 | 57,902 | 56,942 | 2,40,932 | 25 | 3,119 | 23,682 | 996 | 27,822 | Sindhudurg |
| 1,75,109 | 100 | 648 | 2,89,549 | 2,08,342 | 8,77,958 | 799 | 1,129 | 19,290 | 391 | 21,609 | Nashik |
| 1,31,299 | 205 | 823 | 2,03,393 | 1,62,617 | 6,73,079 | 821 | 774 | 5,459 | 129 | 7,182 | Dhule |
| 1,07,575 | 2,409 | 994 | 2,00,436 | 1,69,005 | 6,50,934 | 1,456 | 364 | 1,339 | 173 | 3,332 | Jalgaon |
| 2,00,136 | 2,673 | 4,585 | 3,40,857 | 2,40,498 | 9,32,068 | 693 | 494 | 3,228 | 156 | 4,571 | Ahmadnagar |
| 1,58,763 | 958 | 1,543 | 2,63,910 | 2,10,221 | 7,65,836 | 564 | 507 | 2,523 | 109 | 3,703 | Pune |
| 82,141 | 1,806 | 1,073 | 1,50,385 | 90,429 | 4,04,600 | 336 | 738 | 2,636 | 219 | 3,929 | Satara |
| 55,053 | 702 | 1,322 | 1,14,507 | 75,675 | 3,15,534 | 317 | 1,001 | 11,097 | 421 | 12,836 | Sangli |
| 90,387 | 519 | 1,119 | 1,76,852 | 1,53,855 | 5,22,383 | 435 | 1,242 | 6,452 | 282 | 8,411 | Solapur |
| 33,281 | 393 | 809 | 75,249 | 47,937 | 2,77,588 | 240 | 648 | 36,073 | 384 | 37,345 | Kolhapur |
| 83,320 | 447 | 569 | 1,44,035 | 1,16,022 | 5,09,795 | 980 | 361 | 1,171 | 98 | 2,610 | Aurangabad |
| 58,317 | 879 | 265 | 1,09,597 | 94,266 | 4,01,705 | 269 | 467 | 1,410 | 195 | 2,341 | Jalna |
| 1,16,869 | 473 | 651 | 2,15,493 | 1,89,764 | 6,71,666 | 607 | 495 | 2,031 | 209 | 3,342 | Parbhani |
| 93,223 | 367 | 302 | 1,76,950 | 1,53,781 | 5,99,610 | 470 | 423 | 1,247 | 102 | 2,242 | Beed |
| 1,51,644 | 813 | 848 | 2,47,454 | 1,95,087 | 6,75,103 | 684 | 309 | 1,415 | 432 | 2,840 | Nanded |
| 58,586 | 1,614 | 1,268 | 1,08,794 | 93,630 | 3,58,254 | 253 | 534 | 2,508 | 242 | 3,637 | Osmanabad |
| 61,348 | 451 | 551 | 1,14,912 | 98,379 | 3,75,047 | 305 | 387 | 2,027 | 134 | 2,853 | Latur |
| 1,01,554 | 313 | 949 | 1,86,761 | 1,71,322 | 5,95,436 | 815 | 890 | 2,276 | 183 | 4,164 | Buldana |
| 1,20,342 | 803 | 832 | 2,02,516 | 1,58,281 | 6,04,367 | 854 | 339 | 1,101 | 107 | 2,401 | Akola |
| 1,02,980 | 279 | 931 | 1,79,490 | 1,64,813 | 5,48,419 | 1,219 | 140 | 405 | 109 | 1,873 | Amravati |
| 1,92,400 | 515 | 711 | 2,81,908 | 1,84,746 | 7,57,091 | 1,526 | 367 | 1,325 | 103 | 3,321 | Yavatmal |
| 98,266 | 434 | 709 | 1,40,152 | 1,05,903 | 3,73,217 | 729 | 71 | 343 | 66 | 1,209 | Wardha |
| 1,61,824 | 648 | 1,094 | 2,36,736 | 2,01,030 | 6,54,956 | 1,030 | 158 | 685 | 112 | 1,985 | Nagpur |
| 1,27,346 | 1,419 | 1,180 | 2,08,926 | 1,77,240 | 6,89,952 | 819 | 1,063 | 36,638 | 638 | 39,158 | Bhandara |
| 1,25,177 | 2,409 | 1,358 | 2,02,602 | 1,95,394 | 6,76,346 | 606 | 718 | 7,061 | 385 | 8,770 | Chandrapur |
| 94,354 | 1,972 | 1,691 | 1,59,589 | 1,50,625 | 5,03,620 | 225 | 1,621 | 32,482 | 356 | 34,684 | Gadchiroli |
| 30,82,408 | 28,166 | 32,936 | 52,46,602 | 42,28,296 | 1,61,61,807 | 19,010 | 25,004 | 2,98,201 | 8,899 | 3,51,114 | Maharashtra State |

म्हशी-रेडे
Buffaloes

तीन वर्षांवरील म्हशी/
Females over 3 years

| अनुक्रमांक Serial No | जिल्हा District | दुभत्या In milk | आटलेल्या व न ब्यालेल्या Dry and not calved even once | कामाच्या Working | इतर Others | एकूण Total | वासरे Young stock | एकूण म्हशी-रेडे Total buffaloes |
|----------------------------|--------------------|--------------------|--|---------------------|---------------|---------------|----------------------|---------------------------------------|
| (1) | (2) | (20) | (21) | (22) | (23) | (24) | (25) | (26) |
| 1 | बुध्दुंबई | 46,446 | 6,949 | 44 | 413 | 53,852 | 4,856 | 60,021 |
| 2 | ठाणे | 54,102 | 26,782 | 1,534 | 499 | 82,917 | 32,843 | 1,50,752 |
| 3 | रायगड | 26,942 | 26,205 | 1,015 | 553 | 54,715 | 39,047 | 1,36,784 |
| 4 | रत्नागिरी | 18,469 | 16,356 | 220 | 198 | 35,243 | 22,416 | 81,276 |
| 5 | सिंधुदुर्ग | 16,486 | 15,732 | 548 | 234 | 33,000 | 25,232 | 86,054 |
| 6 | नामिक | 40,080 | 34,822 | 216 | 254 | 75,372 | 39,821 | 1,36,802 |
| 7 | छुळे | 36,113 | 44,403 | 162 | 172 | 80,850 | 47,266 | 1,35,298 |
| 8 | जळगांव | 75,927 | 62,973 | 2,075 | 572 | 1,41,547 | 80,448 | 2,25,327 |
| 9 | अहमदनगर | 34,363 | 38,038 | 1,784 | 882 | 75,067 | 36,870 | 1,16,508 |
| 10 | पुणे | 70,790 | 51,027 | 466 | 325 | 1,22,608 | 57,061 | 1,83,372 |
| 11 | सातारा | 89,857 | 80,520 | 1,128 | 470 | 1,71,975 | 82,080 | 2,57,984 |
| 12 | सांगली | 1,07,469 | 61,927 | 1,641 | 680 | 1,71,717 | 1,04,123 | 2,88,676 |
| 13 | सोलापूर | 56,666 | 46,388 | 628 | 549 | 1,04,231 | 70,766 | 1,83,408 |
| 14 | कोल्हापूर | 1,63,454 | 84,430 | 1,335 | 507 | 2,49,726 | 1,12,745 | 3,99,816 |
| 15 | बीरगावा | 16,400 | 19,145 | 217 | 111 | 35,873 | 18,004 | 56,487 |
| 16 | आरुना | 13,337 | 14,366 | 135 | 28 | 27,866 | 18,841 | 49,048 |
| 17 | परभणी | 35,386 | 32,691 | 350 | 206 | 68,633 | 47,584 | 1,19,559 |
| 18 | बीड | 34,809 | 33,845 | 211 | 71 | 68,936 | 49,219 | 1,20,397 |
| 19 | नांदेड | 48,561 | 47,779 | 686 | 326 | 97,352 | 68,997 | 1,69,189 |
| 20 | उस्मानाबाद | 32,453 | 31,353 | 716 | 310 | 64,832 | 41,576 | 1,10,045 |
| 21 | कान्पुर | 33,634 | 25,750 | 384 | 364 | 60,132 | 54,327 | 1,17,312 |
| 22 | मुलबाबा | 33,617 | 27,135 | 819 | 341 | 61,912 | 38,163 | 1,04,239 |
| 23 | अकोला | 36,923 | 33,075 | 218 | 157 | 70,373 | 36,646 | 1,09,420 |
| 24 | अमरावती | 29,055 | 25,905 | 206 | 198 | 55,364 | 34,784 | 92,021 |
| 25 | यवतमाळ | 27,722 | 36,403 | 202 | 166 | 64,493 | 35,678 | 1,03,492 |
| 26 | बर्धा | 10,710 | 15,304 | 183 | 162 | 26,359 | 14,129 | 41,697 |
| 27 | नामपूर | 18,604 | 19,961 | 262 | 156 | 38,983 | 20,091 | 61,059 |
| 28 | पंढारा | 29,711 | 26,753 | 446 | 242 | 57,152 | 35,155 | 1,31,465 |
| 29 | पंढरपूर | 18,527 | 23,742 | 795 | 350 | 43,414 | 33,488 | 85,672 |
| 30 | गडचिरोली | 5,072 | 7,143 | 263 | 182 | 12,660 | 11,152 | 58,496 |
| महाराष्ट्र राज्य | | 12,61,685 | 10,16,902 | 18,889 | 9,678 | 23,07,154 | 13,13,408 | 39,71,676 |

TABLE No. 13-1 (5.1)—*contd.*

| शेळरे | शेळघा | घोडे-शिगरे | इतर जनावरे | एकूण | कनिडघा, बदके वगैरे | कुत्रे | कुत्र्यांचा समावेश करून एकूण पशुधन | District |
|-----------|-----------|------------------|------------------|------------------|--------------------|----------|------------------------------------|-------------------|
| Sheep | Goats | Horse and ponies | Other live-stock | Total live-stock | Total Poultry | Dogs | Total live-stock including dogs | (2) |
| (27) | (28) | (29) | (30) | (31) | (32) | (33) | (34) | (2) |
| 13,731 | 24,262 | 390 | 7,462 | 1,14,956 | 2,32,768 | 21,730 | 1,36,686 | Greater Bombay |
| 2,870 | 1,73,080 | 1,062 | 10,678 | 8,57,206 | 13,42,059 | 35,984 | 8,93,190 | Thane |
| 1,342 | 1,02,078 | 1,183 | 2,244 | 6,92,065 | 12,32,134 | 20,568 | 7,12,633 | Raigad |
| 228 | 77,743 | 26 | 166 | 6,89,462 | 11,03,060 | 15,285 | 7,04,747 | Ratnagiri |
| 399 | 41,987 | 29 | 2,020 | 3,71,421 | 7,43,678 | 14,235 | 3,85,656 | Sindhudurg |
| 2,10,712 | 4,12,368 | 3,343 | 46,749 | 16,87,932 | 7,08,852 | 41,367 | 17,29,299 | Nashik |
| 1,09,077 | 3,11,256 | 3,805 | 17,408 | 12,49,923 | 5,49,138 | 19,155 | 12,69,078 | Dhule |
| 36,412 | 3,28,164 | 1,274 | 17,981 | 12,60,092 | 3,44,355 | 12,063 | 12,72,755 | Jalgaon |
| 3,41,032 | 6,40,126 | 2,846 | 18,865 | 20,51,445 | 11,89,575 | 58,526 | 21,09,971 | Ahmadnagar |
| 3,93,821 | 4,65,665 | 2,729 | 14,479 | 18,25,902 | 28,76,346 | 54,275 | 18,80,177 | Pune |
| 2,96,022 | 2,85,033 | 837 | 9,451 | 12,53,927 | 11,64,833 | 38,488 | 12,92,415 | Satara |
| 2,37,043 | 2,58,145 | 819 | 6,884 | 11,07,101 | 11,58,025 | 38,592 | 11,45,693 | Sangli |
| 2,67,529 | 5,63,703 | 1,236 | 18,617 | 15,56,876 | 10,24,188 | 72,533 | 16,29,409 | Solapur |
| 1,22,471 | 1,58,143 | 1,049 | 3,124 | 9,62,191 | 7,67,994 | 48,689 | 10,10,880 | Ahmadnagar |
| 66,824 | 2,94,140 | 3,329 | 13,446 | 9,44,021 | 2,25,750 | 41,054 | 9,85,075 | Aurangabad |
| 42,221 | 2,03,307 | 2,387 | 7,608 | 7,06,276 | 1,35,439 | 5,471 | 7,11,747 | Jalna |
| 40,992 | 2,58,070 | 1,807 | 12,937 | 11,05,031 | 2,13,983 | 46,580 | 11,51,611 | Parbhani |
| 1,68,187 | 3,32,059 | 2,041 | 9,268 | 12,31,562 | 3,98,913 | 39,110 | 12,70,672 | Beed |
| 50,286 | 2,39,305 | 1,078 | 16,023 | 11,50,984 | 2,84,090 | 37,345 | 11,88,329 | Nanded |
| 42,430 | 1,80,483 | 661 | 5,408 | 6,97,281 | 1,77,027 | 25,050 | 7,22,331 | Osmanabad |
| 38,900 | 1,41,763 | 987 | 8,046 | 6,82,055 | 1,49,826 | 26,029 | 7,08,084 | Latur |
| 56,625 | 2,92,170 | 2,635 | 15,930 | 10,67,035 | 2,40,073 | 35,506 | 11,02,541 | Buldana |
| 15,851 | 2,73,313 | 3,560 | 12,719 | 10,19,230 | 2,58,199 | 36,164 | 10,55,394 | Akola |
| 20,668 | 2,64,551 | 3,896 | 11,355 | 9,40,910 | 2,71,454 | 33,352 | 9,74,262 | Amravati |
| 9,037 | 3,39,740 | 2,583 | 12,459 | 12,24,402 | 5,69,852 | 37,870 | 12,62,272 | Yavatmal |
| 8,060 | 1,46,182 | 1,384 | 5,801 | 5,76,341 | 1,66,157 | 20,416 | 5,96,757 | Wardha |
| 21,802 | 2,78,558 | 1,079 | 11,122 | 10,28,576 | 3,79,418 | 41,461 | 10,70,037 | Nagpur |
| 4,160 | 2,33,445 | 188 | 15,388 | 10,74,598 | 5,78,326 | 24,287 | 10,98,885 | Bhandara |
| 40,911 | 2,30,839 | 390 | 8,376 | 10,42,534 | 8,15,305 | 25,626 | 10,68,160 | Chandrapur |
| 11,314 | 1,55,049 | 36 | 19,382 | 7,47,897 | 5,42,969 | 25,337 | 7,73,234 | Gadchiroli |
| 26,70,957 | 77,04,727 | 48,669 | 3,61,396 | 3,09,19,232 | 1,98,43,786 | 9,92,748 | 3,19,11,980 | Maharashtra State |

Source.—Live-stock Census, 1982.

| अनुक्रमांक Serial No. | जिल्हा District | मुख्यालयाच्या ठिकाणी/ No. of cases treated | | | | | | | | | | | | |
|-----------------------------|--------------------|---|-------------------|---------------|---------------|---------|---------|---------|---------|---------|---------|-----------|-----------|----|
| | | अंतर्गण In-patients | | | | | | | | | | | | |
| | | अश्वजातीय Equine | गोजातीय Bovine | इतर Others | एकूण Total | 1982-83 | 1983-84 | 1982-83 | 1983-84 | 1982-83 | 1983-84 | 1982-1983 | 1983-1984 | |
| (1) | (2) | (3) | (4) | (5) | (6) | (7) | (8) | (9) | (10) | (11) | (12) | (13) | (14) | |
| 1 | बुलढुंबई | .. | .. | .. | .. | .. | .. | .. | .. | .. | .. | .. | .. | .. |
| 2 | ठाणे | .. | .. | .. | .. | .. | .. | .. | .. | .. | .. | .. | .. | .. |
| 3 | रायगड | .. | .. | .. | .. | .. | .. | .. | .. | .. | .. | .. | .. | .. |
| 4 | रत्नागिरी | .. | .. | .. | .. | .. | .. | .. | .. | .. | .. | .. | .. | .. |
| 5 | सिंधुदुर्ग | .. | .. | .. | .. | .. | .. | .. | .. | .. | .. | .. | .. | .. |
| 6 | नासिक | .. | .. | 5 | .. | 241 | 202 | 6 | 10 | 252 | 212 | .. | .. | .. |
| 7 | धुळे | .. | .. | 3 | 5 | 144 | 178 | 1 | 3 | 148 | 186 | .. | .. | .. |
| 8 | जळगांव | .. | .. | 11 | 5 | 1,545 | 322 | 346 | .. | 1,902 | 327 | .. | .. | .. |
| 9 | अहमदनगर | .. | .. | 1 | 3 | 302 | 294 | 9 | 2 | 312 | 299 | .. | .. | .. |
| 10 | पुणे | .. | .. | 2 | 4 | 111 | 39 | 24 | 31 | 137 | 74 | .. | .. | .. |
| 11 | सातारा | .. | .. | .. | 1 | 96 | 102 | 2 | 6 | 98 | 109 | .. | .. | .. |
| 12 | सांगली | .. | .. | 3 | 15 | 1,428 | 1,534 | 62 | 156 | 1,493 | 1,705 | .. | .. | .. |
| 13 | सोलापूर | .. | .. | 10 | 4 | 752 | 806 | 56 | 66 | 818 | 876 | .. | .. | .. |
| 14 | कोल्हापूर | .. | .. | .. | .. | 137 | 151 | .. | 17 | 137 | 168 | .. | .. | .. |
| 15 | औरंगाबाद | .. | .. | 2 | 1 | 459 | 393 | 16 | 44 | 477 | 438 | .. | .. | .. |
| 16 | जालना | .. | .. | .. | .. | 57 | 25 | .. | 2 | 57 | 27 | .. | .. | .. |
| 17 | परभणी | .. | .. | 2 | .. | 267 | 232 | 13 | 7 | 277 | 239 | .. | .. | .. |
| 18 | बीड | .. | .. | 3 | .. | 415 | 368 | 31 | 14 | 449 | 382 | .. | .. | .. |
| 19 | नांदेड | .. | .. | 3 | 1 | 267 | 319 | 2 | 1 | 272 | 321 | .. | .. | .. |
| 20 | उस्मानाबाद | .. | .. | .. | 1 | 1,131 | 1,142 | 53 | 4 | 1,184 | 1,147 | .. | .. | .. |
| 21 | लातूर | .. | .. | 1 | 2 | 343 | 402 | .. | 3 | 344 | 407 | .. | .. | .. |
| 22 | बुलढाणा | .. | .. | 3 | .. | 232 | 112 | 8 | 2 | 243 | 114 | .. | .. | .. |
| 23 | अकोला | .. | .. | 9 | 3 | 530 | 636 | 106 | 42 | 645 | 681 | .. | .. | .. |
| 24 | अमरावती | .. | .. | 3 | 8 | 320 | 194 | 32 | 11 | 355 | 213 | .. | .. | .. |
| 25 | यवतमाळ | .. | .. | .. | .. | 27 | 33 | .. | 1 | 27 | 34 | .. | .. | .. |
| 26 | वर्धा | .. | .. | .. | .. | 162 | 84 | .. | .. | 162 | 84 | .. | .. | .. |
| 27 | नागपूर | .. | .. | 2 | 3 | 174 | 121 | 10 | 6 | 186 | 130 | .. | .. | .. |
| 28 | भंडारा | .. | .. | .. | 1 | 8 | 63 | .. | 1 | 8 | 65 | .. | .. | .. |
| 29 | चंद्रपूर | .. | .. | 1 | 2 | 73 | 102 | 7 | 24 | 81 | 128 | .. | .. | .. |
| 30 | गडचिरोली | .. | .. | .. | .. | 3 | 3 | .. | 1 | 3 | 4 | .. | .. | .. |
| महाराष्ट्र राज्य | | .. | .. | 64 | 59 | 9,219 | 7,858 | 784 | 454 | 10,067 | 8,371 | .. | .. | .. |

ANIMAL HUSBANDRY AND DAIRYING

TABLE No. 13-2 (5-2)

Animals treated and castrated

| उपचार केलेल्या पशूंची संख्या at the headquarter | | बाहिरुगण Out-patients | | | | | | District |
|--|-------------------|--------------------------|-----------------|-----------------|-----------------|-----------|-----------------|-------------------|
| अश्वजातीय Equine | गोजातीय Bovine | इतर Others | | एकूण Total | | (2) | | |
| 1982-83 (11) | 1983-84 (12) | 1982-83 (13) | 1983-84 (14) | 1982-83 (15) | 1983-84 (16) | | 1982-83 (17) | 1983-84 (18) |
| 66 | 19 | 240 | 182 | 4,631 | 6,445 | 4,937 | 6,646 | Greater Bombay |
| 1,636 | 2,274 | 43,450 | 47,949 | 27,273 | 25,478 | 72,359 | 75,701 | Thane |
| 1,048 | 2,019 | 47,045 | 50,607 | 12,153 | 11,620 | 60,246 | 64,246 | Raigad |
| 34 | 51 | 63,772 | 41,879 | 6,543 | 8,295 | 70,349 | 50,225 | Ratnagiri |
| 20 | 14 | 16,267 | 19,492 | 4,688 | 4,647 | 20,975 | 24,153 | Sindhudurg |
| 1,216 | 1,282 | 1,47,033 | 1,55,606 | 53,342 | 73,451 | 2,01,591 | 2,30,339 | Nashik |
| 1,944 | 1,420 | 1,75,989 | 1,55,368 | 52,954 | 51,503 | 2,30,887 | 2,08,291 | Dhule |
| 1,166 | 1,224 | 1,77,352 | 1,91,046 | 35,465 | 40,503 | 2,13,983 | 2,32,773 | Jalgaon |
| 1,632 | 1,566 | 2,24,079 | 2,27,837 | 85,965 | 93,400 | 3,11,676 | 3,22,806 | Ahmadnagar |
| 721 | 607 | 1,39,918 | 1,29,388 | 69,520 | 56,420 | 2,10,159 | 1,86,415 | Pune |
| 845 | 719 | 1,03,462 | 1,04,878 | 29,497 | 28,069 | 1,33,804 | 1,33,666 | Satara |
| 623 | 588 | 1,77,617 | 1,67,058 | 48,812 | 47,114 | 2,27,052 | 2,14,760 | Dhule |
| 661 | 604 | 1,27,533 | 1,26,152 | 77,541 | 74,244 | 2,05,735 | 2,01,000 | Solapur |
| 524 | 381 | 1,47,483 | 1,52,272 | 29,756 | 35,860 | 1,77,763 | 1,88,513 | Kolhapur |
| 950 | 986 | 1,44,388 | 1,20,010 | 47,306 | 46,717 | 1,92,644 | 1,67,713 | Aurangabad |
| 1,186 | 936 | 1,11,396 | 1,22,526 | 24,397 | 30,635 | 1,36,979 | 1,54,097 | Jalna |
| 1,760 | 1,264 | 1,71,345 | 1,59,935 | 36,235 | 39,197 | 2,09,340 | 2,00,396 | Parbhani |
| 1,360 | 1,137 | 1,70,027 | 1,41,956 | 53,615 | 51,165 | 2,25,002 | 1,94,258 | Beed |
| 1,024 | 2,035 | 1,66,978 | 1,94,283 | 33,336 | 46,296 | 2,01,338 | 2,42,614 | Nanded |
| 296 | 578 | 1,53,482 | 1,95,007 | 40,313 | 58,600 | 1,94,091 | 2,54,185 | Osmanabad |
| 587 | 758 | 1,84,843 | 1,93,172 | 16,971 | 23,038 | 2,02,401 | 2,16,968 | Latur |
| 2,836 | 3,130 | 2,89,728 | 3,01,141 | 1,02,616 | 95,101 | 3,95,180 | 3,99,372 | Buldana |
| 7,017 | 3,865 | 2,78,221 | 2,77,443 | 1,01,320 | 1,07,746 | 3,86,558 | 3,89,054 | Akola |
| 3,043 | 3,228 | 1,96,924 | 1,98,446 | 71,770 | 79,488 | 2,71,737 | 2,81,162 | Amravati |
| 2,904 | 3,409 | 2,08,791 | 2,31,727 | 74,121 | 77,800 | 2,85,816 | 3,12,936 | Yavatmal |
| 1,111 | 993 | 1,33,938 | 1,28,791 | 35,854 | 40,388 | 1,70,903 | 1,70,172 | Wardha |
| 1,094 | 988 | 1,96,112 | 2,11,873 | 95,787 | 97,954 | 2,92,993 | 3,10,815 | Nagpur |
| 227 | 179 | 2,32,353 | 2,17,829 | 47,345 | 42,617 | 2,79,925 | 2,60,625 | Bhandara |
| 219 | 215 | 71,240 | 71,679 | 19,769 | 22,141 | 91,228 | 94,035 | Chandrapur |
| 5 | 19 | 30,820 | 38,402 | 6,959 | 8,552 | 37,784 | 46,973 | Gadchiroli |
| 37,755 | 36,488 | 43,31,826 | 43,73,934 | 13,45,854 | 14,24,487 | 57,15,435 | 58,34,909 | Maharashtra State |

फिरतीवर उपचार केलेल्या पशूंची संख्या
No. of Cases treated on tour

| अनुक्रमांक -Serial No- | जिल्हा District | अश्वजातीय Equine | | गोजातीय Bovine | | इतर Others | | एकूण Total | | एकूण औषधोपचार केलेल्या परंतु संस्थात न दाखल केलेल्या पशूंची संख्या Total No. of cases supplied with medi- cines but not brought to the institutions | |
|------------------------------|--------------------|---------------------|-----------------|-------------------|-----------------|-----------------|-----------------|-----------------|-----------------|---|-----------------|
| | | 1982-83 (19) | 1983-84 (20) | 1982-83 (21) | 1983-84 (22) | 1982-83 (23) | 1983-84 (24) | 1982-83 (25) | 1983-84 (26) | 1982-83 (27) | 1983-84 (28) |
| 1 | बृहन्मुंबई | 13 | 3 | 347 | 374 | 497 | 384 | 857 | 761 | 2,002 | 1,754 |
| 2 | ठाणे | 287 | 272 | 25,662 | 23,819 | 20,549 | 16,217 | 46,498 | 40,308 | 82,864 | 71,929 |
| 3 | रायगड | 290 | 478 | 48,696 | 56,396 | 98,765 | 56,484 | 1,47,751 | 1,13,358 | 1,00,133 | 1,00,224 |
| 4 | रत्नागिरी | 6 | 2 | 60,606 | 41,354 | 10,236 | 9,425 | 70,848 | 50,781 | 1,77,184 | 1,74,913 |
| 5 | सिंधुदुर्ग | .. | .. | 22,137 | 15,743 | 6,932 | 5,936 | 29,069 | 21,679 | 96,117 | 1,12,504 |
| 6 | नाशिक | 75 | 87 | 61,850 | 60,240 | 40,129 | 53,237 | 1,02,054 | 1,13,564 | 1,44,136 | 1,51,211 |
| 7 | घुळे | 247 | 195 | 71,538 | 53,389 | 28,749 | 40,999 | 1,00,534 | 94,583 | 64,803 | 79,003 |
| 8 | जळगाव | 33 | 124 | 42,779 | 44,462 | 9,433 | 5,976 | 52,245 | 50,562 | 12,704 | 14,727 |
| 9 | अहमदनगर | 86 | 54 | 26,400 | 27,935 | 22,497 | 41,073 | 48,983 | 69,062 | 99,062 | 1,23,780 |
| 10 | पुणे | 42 | 37 | 34,584 | 32,774 | 41,077 | 31,280 | 75,703 | 64,091 | 77,747 | 97,718 |
| 11 | सातारा | 157 | 67 | 24,765 | 28,264 | 18,753 | 21,628 | 43,675 | 49,959 | 67,535 | 62,201 |
| 12 | सांगली | 5 | 5 | 19,800 | 41,119 | 9,334 | 11,588 | 29,139 | 52,712 | 43,503 | 53,655 |
| 13 | सोलापूर | 12 | 9 | 31,990 | 23,002 | 1,45,892 | 1,08,464 | 1,77,894 | 1,31,475 | 1,55,263 | 1,69,872 |
| 14 | कोल्हापूर | 8 | 6 | 23,226 | 27,542 | 11,739 | 35,198 | 34,973 | 62,746 | 1,04,677 | 1,27,478 |
| 15 | औरंगाबाद | 75 | 80 | 27,881 | 22,904 | 9,544 | 11,349 | 37,500 | 34,333 | 54,649 | 70,727 |
| 16 | जालना | 127 | 50 | 22,496 | 12,770 | 6,704 | 7,988 | 29,327 | 20,808 | 39,523 | 46,654 |
| 17 | परभणी | 55 | 61 | 18,503 | 18,736 | 4,369 | 8,999 | 22,927 | 27,796 | 57,661 | 46,225 |
| 18 | बीड | 28 | 23 | 8,877 | 6,640 | 3,531 | 4,537 | 12,436 | 11,200 | 79,197 | 89,464 |
| 19 | नांदेड | 64 | 244 | 23,915 | 27,517 | 3,880 | 5,469 | 27,859 | 33,230 | 11,571 | 15,351 |
| 20 | उस्मानाबाद | 1 | 16 | 8,322 | 22,575 | 6,447 | 9,785 | 14,770 | 32,376 | 20,791 | 29,148 |
| 21 | रातूर | 6 | 20 | 7,720 | 14,317 | 638 | 2,221 | 8,364 | 16,558 | 18,028 | 26,096 |
| 22 | बुलढाणा | 51 | 70 | 29,766 | 33,006 | 4,768 | 8,139 | 34,585 | 41,215 | 57,460 | 56,712 |
| 23 | अकोला | 434 | 373 | 39,595 | 44,479 | 12,351 | 20,095 | 52,380 | 64,947 | 26,438 | 28,151 |
| 24 | अमरावती | 380 | 242 | 36,420 | 36,268 | 7,441 | 11,572 | 44,241 | 48,082 | 36,231 | 48,577 |
| 25 | यवतमाळ | 108 | 78 | 45,347 | 43,485 | 12,333 | 12,723 | 57,788 | 56,286 | 66,090 | 49,358 |
| 26 | वर्धा | 72 | 34 | 20,890 | 22,802 | 4,970 | 3,415 | 25,932 | 26,251 | 34,657 | 35,022 |
| 27 | नागपूर | 35 | 30 | 54,469 | 49,950 | 16,100 | 15,933 | 70,604 | 65,913 | 71,713 | 80,008 |
| 28 | भंडारा | 15 | 14 | 35,432 | 49,505 | 5,431 | 6,061 | 40,878 | 55,580 | 73,013 | 69,555 |
| 29 | चंद्रपूर | 8 | 6 | 18,844 | 19,618 | 5,003 | 13,961 | 23,855 | 33,585 | 31,928 | 34,157 |
| 30 | गडचिरोली | .. | 2 | 12,284 | 17,284 | 4,270 | 8,575 | 16,554 | 25,861 | 19,398 | 25,107 |
| महाराष्ट्र राज्य .. | | 2,720 | 2,682 | 9,05,141 | 9,18,269 | 5,72,362 | 5,88,711 | 14,80,223 | 15,09,662 | 19,26,078 | 20,91,278 |

TABLE No. 13.2 (5.2)—contd.

मुख्यालयाच्या ठिकाणी खर्ची केलेल्यांची संख्या
Castrations performed at the headquarter

| अश्वजातीय Equine | | गोजातीय Bovine | | इतर Others | | एकूण Total | | Di strict |
|---------------------|-----------------|-------------------|-----------------|-----------------|-----------------|-----------------|-----------------|-------------------|
| 1982-83 (29) | 1983-84 (30) | 1982-83 (31) | 1983-84 (32) | 1982-83 (33) | 1983-84 (34) | 1982-83 (35) | 1983-84 (36) | (2) |
| .. | .. | 84 | 28 | 38 | 43 | 122 | 71 | Greater Bombay |
| .. | 1 | 3,424 | 3,249 | 147 | 161 | 3,571 | 3,411 | Thane |
| .. | 4 | 4,827 | 4,917 | .. | 13 | 4,827 | 4,934 | Raigad |
| .. | .. | 3,823 | 3,366 | 9 | 26 | 3,832 | 3,392 | Ratnagiri |
| .. | .. | 1,633 | 1,909 | 4 | 3 | 1,637 | 1,912 | Sindhudurg |
| .. | 2 | 24,453 | 24,507 | 65 | 72 | 24,518 | 24,581 | Nashik |
| 103 | 33 | 12,569 | 12,387 | 574 | 568 | 13,246 | 12,988 | Dhule |
| 1 | 1 | 18,365 | 19,932 | 38 | 79 | 18,404 | 20,012 | Jalgaon |
| .. | .. | 39,720 | 35,764 | 155 | 134 | 39,875 | 35,898 | Ahmadnagar |
| .. | 2 | 28,224 | 24,019 | 936 | 557 | 29,160 | 24,578 | Pune |
| 12 | 1 | 8,536 | 9,265 | 352 | 4 | 8,900 | 9,751 | Satara |
| 17 | 13 | 10,686 | 9,216 | 3,664 | 3,285 | 14,367 | 12,149 | Sangli |
| 7 | 5 | 13,681 | 11,718 | 3,004 | 4,920 | 16,692 | 14,964 | Solapur |
| 29 | 10 | 11,978 | 9,503 | 2,372 | 2,251 | 14,379 | 11,768 | Kolhapur |
| .. | 1 | 19,973 | 21,319 | 20 | 5 | 19,993 | 21,325 | Aurangabad |
| .. | .. | 19,402 | 20,559 | .. | 7 | 19,402 | 20,566 | Jalna |
| .. | .. | 14,843 | 14,157 | 5 | 9 | 14,848 | 14,166 | Parbhani |
| .. | .. | 27,734 | 27,449 | 37 | 12 | 27,771 | 27,461 | Beed |
| .. | .. | 22,452 | 20,522 | 4 | 6 | 22,456 | 20,528 | Nanded |
| .. | .. | 16,198 | 17,345 | 401 | 564 | 16,599 | 17,909 | Osmanabad |
| .. | .. | 23,694 | 23,299 | 4 | 5 | 23,698 | 23,304 | Latur |
| .. | .. | 17,400 | 15,819 | .. | 8 | 17,409 | 15,827 | Buldana |
| .. | .. | 11,555 | 12,133 | 337 | 113 | 11,892 | 12,246 | Akola |
| 1 | 1 | 9,818 | 11,800 | 66 | 23 | 9,885 | 11,824 | Amravati |
| .. | .. | 17,017 | 18,667 | 154 | 158 | 17,171 | 18,825 | Yavatmal |
| .. | .. | 5,430 | 5,614 | 278 | 338 | 5,708 | 5,952 | Wardha |
| 1 | .. | 11,283 | 11,468 | 4,336 | 4,230 | 15,620 | 15,698 | Nagpur |
| .. | .. | 18,072 | 15,808 | 1,326 | 1,084 | 19,398 | 16,892 | Bhandara |
| .. | .. | 10,552 | 9,808 | 132 | 132 | 10,684 | 9,940 | Chandrapur |
| .. | .. | 3,923 | 4,656 | 278 | 286 | 4,201 | 4,942 | Gadchiroli |
| 171 | 74 | 4,31,358 | 4,20,203 | 18,736 | 17,537 | 4,50,265 | 4,37,814 | Maharashtra State |

फिरतीवर खच्ची केलेल्यांची संख्या
Castrations performed on tour

| अनुक्रमांक Serial No. | जिल्हा District | अश्वजातीय Equine | | गोजातीय Bovine | | इतर Others | | एकूण Total | |
|-----------------------------|--------------------|---------------------|---------|-------------------|----------|---------------|---------|---------------|----------|
| | | 1982-83 | 1983-84 | 1982-83 | 1983-84 | 1982-83 | 1983-84 | 1982-83 | 1983-84 |
| (1) | (2) | (37) | (38) | (39) | (40) | (41) | (42) | (43) | (44) |
| 1 | बृहन्मंबई | .. | .. | 43 | 14 | 19 | 1 | 62 | 15 |
| 2 | ठाणे | .. | .. | 4,207 | 3,232 | 47 | 28 | 4,254 | 3,260 |
| 3 | रायगड | 1 | .. | 5,903 | 4,242 | .. | 6 | 5,904 | 4,248 |
| 4 | रत्नागिरी | .. | .. | 3,562 | 4,446 | .. | .. | 3,562 | 4,446 |
| 5 | सिंधुदुर्ग | .. | .. | 2,007 | 2,150 | .. | .. | 2,007 | 2,150 |
| 6 | नाशिक | .. | 1 | 20,277 | 17,224 | .. | 18 | 20,277 | 17,243 |
| 7 | घुळे | 186 | 29 | 9,966 | 11,653 | 900 | 165 | 11,052 | 11,847 |
| 8 | जळगाव | .. | .. | 11,020 | 10,385 | 2 | 5 | 11,022 | 10,390 |
| 9 | अहमदनगर | .. | .. | 2,883 | 5,213 | 7 | 14 | 2,890 | 5,227 |
| 10 | पुणे | .. | .. | 2,344 | 3,189 | 74 | 386 | 2,418 | 3,575 |
| 11 | सातारा | .. | .. | 994 | 1,176 | 45 | 21 | 1,039 | 1,197 |
| 12 | सांगली | .. | .. | 557 | 1,042 | 242 | 414 | 799 | 1,456 |
| 13 | सोलापूर | 7 | .. | 1,657 | 1,539 | 950 | 763 | 2,614 | 2,302 |
| 14 | कोल्हापूर | .. | .. | 1,527 | 1,900 | 375 | 354 | 1,902 | 2,254 |
| 15 | औरंगाबाद | .. | .. | 4,912 | 5,111 | 1 | .. | 4,913 | 5,111 |
| 16 | जालना | .. | .. | 5,222 | 8,509 | 1 | .. | 5,223 | 8,509 |
| 17 | परभणी | .. | .. | 7,726 | 6,643 | 6 | .. | 7,732 | 6,643 |
| 18 | बीड | .. | .. | 1,130 | 1,647 | .. | .. | 1,130 | 1,647 |
| 19 | नांदेड | .. | .. | 5,773 | 8,105 | .. | .. | 5,773 | 8,105 |
| 20 | उस्मानाबाद | .. | .. | 1,441 | 4,756 | 6 | 149 | 1,447 | 4,905 |
| 21 | लातूर | .. | .. | 1,375 | 2,040 | .. | .. | 1,375 | 2,040 |
| 22 | बुलढाणा | .. | .. | 6,597 | 6,066 | .. | .. | 6,597 | 6,066 |
| 23 | अकोला | .. | .. | 11,175 | 13,324 | 15 | .. | 11,190 | 13,324 |
| 24 | अमरावती | 1 | .. | 7,307 | 9,951 | 4 | 3 | 7,312 | 9,954 |
| 25 | यवतमाळ | .. | .. | 10,227 | 9,058 | 22 | 71 | 10,249 | 9,129 |
| 26 | वर्धा | .. | .. | 5,149 | 4,608 | 222 | 157 | 5,371 | 4,765 |
| 27 | नागपूर | .. | .. | 8,943 | 9,539 | 2,181 | 2,258 | 11,124 | 11,797 |
| 28 | भंडारा | .. | .. | 8,604 | 8,385 | 309 | 331 | 8,913 | 8,716 |
| 29 | चंद्रपूर | .. | .. | 4,576 | 4,839 | 35 | 45 | 4,611 | 4,884 |
| 30 | मडचिरोली | .. | .. | 2,379 | 4,274 | 198 | 405 | 2,577 | 4,679 |
| महाराष्ट्र राज्य | | 195 | 30 | 1,59,483 | 1,74,260 | 5,661 | 5,594 | 1,65,339 | 1,79,884 |

TABLE No. 13.2 (5-2)—contd.

| सालीक वटुंच्या रेतनापासून कुत्रिम रेतन केलेल्या जनावरांची संख्या No. of animals inseminated by semen of following bulls | | | | | | | | | | District |
|--|----------|------------------------------|---------|------------------------|----------|-------------------------------|---------|---------------|----------|-------------------|
| विदेशी वटु Exotic bull | | देशी वटु Indigeneous bull | | महिष Buffaloes bull | | संकरित वटु Crossbreed bull | | एकूण Total | | |
| 1982-83 | 1983-84 | 1982-83 | 1983-84 | 1982-83 | 1983-84 | 1982-83 | 1983-84 | 1982-83 | 1983-84 | (2) |
| (45) | (46) | (47) | (48) | (49) | (50) | (51) | (52) | (53) | (54) | |
| .. | .. | .. | .. | .. | .. | .. | .. | .. | .. | Greater Bombay |
| 2,133 | 1,868 | .. | .. | 234 | 384 | .. | .. | 2,367 | 2,252 | Thane |
| 2,895 | 2,346 | .. | .. | 1,142 | 1,246 | 132 | 156 | 4,169 | 3,748 | Raigad |
| 8,042 | 7,875 | .. | .. | 2,341 | 2,451 | 1,918 | 2,947 | 12,301 | 13,273 | Ratnagiri |
| 2,597 | 2,712 | .. | .. | 1,241 | 1,397 | .. | .. | 3,838 | 4,109 | Sindhudurg |
| 30,708 | 27,367 | .. | .. | 1,016 | 1,322 | 1,036 | 3,208 | 32,755 | 31,897 | Nashik |
| 20,790 | 22,761 | .. | .. | 2,665 | 3,070 | 1,265 | 3,046 | 24,720 | 28,877 | Dhule |
| 15,731 | 14,398 | .. | .. | 3,061 | 2,907 | 986 | 2,160 | 19,778 | 19,465 | Jalgaon |
| 62,136 | 61,977 | .. | .. | .. | .. | 6,277 | 19,807 | 68,413 | 81,784 | Ahmednagar |
| 88,350 | 87,762 | 413 | 539 | 9,404 | 15,251 | 2,279 | 17,375 | 1,00,446 | 1,20,927 | Pune |
| 39,910 | 43,017 | 6,936 | 7,423 | 12,784 | 13,509 | 1,936 | 7,049 | 64,566 | 70,998 | Satara |
| 40,944 | 36,268 | 2,049 | 1,965 | 29,424 | 39,479 | 10,383 | 9,287 | 82,800 | 86,999 | Sangli |
| 8,237 | 16,985 | 4,730 | 5,659 | 2,184 | 1,984 | 152 | 532 | 15,303 | 25,160 | Solapur |
| 40,132 | 32,321 | .. | .. | 54,914 | 57,625 | 3,064 | 3,738 | 98,110 | 93,684 | Kolhapur |
| 17,203 | 18,012 | .. | .. | 723 | 514 | 555 | 1,922 | 18,481 | 20,448 | Aurangabad |
| 9,687 | 11,409 | .. | .. | 142 | 124 | 71 | 518 | 9,900 | 12,051 | Jalna |
| 8,913 | 8,637 | .. | .. | 381 | 53 | 69 | 128 | 9,363 | 8,818 | Parbhani |
| 15,799 | 13,988 | .. | .. | 1,043 | 1,237 | 844 | 3,146 | 17,686 | 18,371 | Beed |
| 8,575 | 7,339 | .. | .. | 570 | 324 | 473 | 636 | 9,618 | 8,299 | Nanded |
| 5,734 | 9,218 | .. | .. | 12 | .. | .. | 481 | 5,746 | 9,699 | Osmanabad |
| 12,872 | 16,237 | .. | .. | .. | .. | 461 | 616 | 13,333 | 16,853 | Latur |
| 11,311 | 14,652 | .. | .. | 5,113 | 6,363 | 1,186 | 2,886 | 17,610 | 23,901 | Buldana |
| 6,168 | 8,191 | .. | .. | 4,247 | 5,590 | 306 | 1,773 | 10,721 | 15,554 | Akola |
| 12,951 | 14,113 | .. | .. | 1,998 | 2,107 | 440 | 1,300 | 15,389 | 17,520 | Amravati |
| 7,117 | 7,604 | .. | .. | 2,000 | 2,318 | 308 | 499 | 9,425 | 10,421 | Yavatmal |
| 9,365 | 10,409 | .. | .. | 163 | 47 | 770 | 1,431 | 10,298 | 11,887 | Wardha |
| 22,706 | 23,336 | .. | .. | 592 | 135 | 2,689 | 3,968 | 25,987 | 27,439 | Nagpur |
| 15,096 | 13,738 | .. | .. | 696 | 566 | 5 | 639 | 15,797 | 14,943 | Bhandara |
| 2,434 | 1,955 | .. | .. | 1,282 | 1,391 | 364 | 825 | 4,080 | 4,171 | Chandrapur |
| 290 | 71 | .. | .. | 171 | 73 | .. | 23 | 461 | 167 | Gadchiroli |
| 5,28,821 | 5,36,566 | 17,128 | 15,586 | 1,39,543 | 1,61,467 | 37,969 | 90,096 | 7,23,461 | 8,03,715 | Maharashtra State |

कृत्रिम रेतनाद्वारे जन्माला आलेली वासरे

| अनुक्रमांक Serial No. | जिल्हा District | संकरित Crossbreed | | देशी Indigeneous | |
|-----------------------------|--------------------|----------------------|-----------------|---------------------|-----------------|
| | | 1982-83 (55) | 1983-84 (56) | 1982-83 (57) | 1983-84 (58) |
| 1 | बृहन्मंबई | .. | .. | .. | .. |
| 2 | ठाणे | 402 | 406 | .. | .. |
| 3 | रायगड | 262 | 370 | .. | .. |
| 4 | रत्नागिरी | 1,688 | 1,952 | .. | .. |
| 5 | सिध्दुर्ग | 375 | 404 | .. | .. |
| 6 | नाशिक | 4,946 | 6,097 | .. | .. |
| 7 | धुळे | 2,817 | 3,858 | .. | .. |
| 8 | जळगाव | 2,530 | 3,030 | .. | .. |
| 9 | अहमदनगर | 16,402 | 20,327 | .. | .. |
| 10 | पुणे | 19,419 | 21,878 | 188 | 116 |
| 11 | सातारा | 6,300 | 10,211 | 1,486 | 2,339 |
| 12 | सांगली | 11,878 | 11,329 | 631 | 710 |
| 13 | सोलापूर | 1,183 | 2,371 | 993 | 1,036 |
| 14 | कोल्हापूर | 10,746 | 10,160 | .. | .. |
| 15 | औरंगाबाद | 3,150 | 4,211 | .. | .. |
| 16 | जालना | 1,796 | 1,813 | .. | .. |
| 17 | परभणी | 1,219 | 1,437 | .. | .. |
| 18 | बीड | 2,649 | 3,215 | .. | .. |
| 19 | नांदेड | 903 | 1,279 | .. | .. |
| 20 | उस्मानाबाद | 902 | 1,258 | .. | .. |
| 21 | लातूर | 1,786 | 2,241 | .. | .. |
| 22 | बुलढाणा | 1,980 | 2,460 | .. | .. |
| 23 | अकोला | 1,045 | 1,231 | .. | .. |
| 24 | अमरावती | 2,241 | 2,377 | .. | .. |
| 25 | यवतमाळ | 802 | 940 | .. | .. |
| 26 | वर्धा | 1,870 | 2,325 | .. | .. |
| 27 | नागपूर | 3,869 | 4,834 | .. | .. |
| 28 | मंडारा | 1,700 | 2,417 | .. | .. |
| 29 | चंद्रपूर | 276 | 429 | .. | .. |
| 30 | गडचिरोली | 30 | 14 | .. | .. |
| महाराष्ट्र राज्य | | 1,05,166 | 1,24,874 | 3,298 | 4,201 |

आधार.—संचालक, पशुसंवर्धन, महाराष्ट्र शासन, पुणे.

TABLE No. 13-2 (5-2)—contd.

Calves born by artificial insemination

| महिष Buffaloes bull | | एकूण Total | | केलेली एकूण लस टोचणी Total vaccinations carried out | | District |
|------------------------|-----------------|-----------------|-----------------|--|-----------------|-------------------|
| 1982-83 (59) | 1983-84 (60) | 1982-83 (61) | 1983-84 (62) | 1982-83 (63) | 1983-84 (64) | |
| .. | .. | .. | .. | 3,72,494 | 3,90,420 | Greater Bombay |
| 46 | 57 | 448 | 463 | 14,37,398 | 13,37,303 | Thane |
| 201 | 262 | 463 | 632 | 12,47,997 | 11,98,742 | Raigad |
| 526 | 600 | 2,214 | 2,552 | 9,65,888 | 9,81,236 | Ratnagiri |
| 228 | 205 | 603 | 609 | 4,73,140 | 4,70,918 | Sindhudurg |
| 195 | 242 | 5,141 | 6,339 | 18,77,238 | 17,12,106 | Nashik |
| 541 | 633 | 3,358 | 4,491 | 14,54,246 | 15,89,357 | Dhule |
| 565 | 714 | 3,095 | 3,744 | 11,44,683 | 11,82,319 | Jalgaon |
| .. | .. | 16,402 | 20,327 | 13,42,839 | 14,16,856 | Ahmednagar |
| 1,603 | 1,938 | 21,210 | 23,932 | 23,47,874 | 22,15,949 | Pune |
| 1,789 | 2,642 | 9,575 | 15,192 | 12,40,936 | 11,75,780 | Satara |
| 6,538 | 7,141 | 19,047 | 19,180 | 13,80,798 | 13,87,297 | Sangli |
| 323 | 265 | 2,499 | 3,672 | 14,50,525 | 13,74,864 | Solapur |
| 11,154 | 12,831 | 21,900 | 22,991 | 12,74,260 | 14,27,907 | Kolhapur |
| 75 | 117 | 3,225 | 4,328 | 9,67,803 | 9,36,423 | Aurangabad |
| 23 | 11 | 1,819 | 1,824 | 5,30,069 | 6,30,513 | Jalna |
| 87 | 79 | 1,306 | 1,516 | 5,44,814 | 5,82,998 | Parbhani |
| 94 | 76 | 2,743 | 3,291 | 7,26,238 | 5,53,215 | Beed |
| 52 | 25 | 955 | 1,304 | 8,11,245 | 8,94,842 | Nanded |
| .. | .. | 902 | 1,258 | 4,92,675 | 6,94,553 | Osmanabad |
| .. | .. | 1,786 | 2,241 | 6,73,158 | 7,66,042 | Latur |
| 1,006 | 978 | 2,986 | 3,438 | 5,95,696 | 4,69,061 | Buldana |
| 969 | 1,011 | 2,014 | 2,242 | 6,94,233 | 8,27,881 | Akola |
| 468 | 339 | 2,709 | 2,716 | 8,52,185 | 9,30,439 | Amravati |
| 334 | 309 | 1,136 | 1,249 | 9,37,058 | 11,05,387 | Yavatmal |
| 62 | 32 | 1,932 | 2,357 | 4,80,945 | 5,87,085 | Wardha |
| 242 | 154 | 4,111 | 4,988 | 12,99,993 | 13,90,016 | Nagpur |
| 101 | 137 | 1,801 | 2,554 | 8,37,565 | 9,11,479 | Bhandara |
| 201 | 186 | 477 | 615 | 6,70,346 | 6,88,954 | Chandrapur |
| 21 | -18 | 51 | 32 | 2,01,134 | 2,74,761 | Gadchiroli |
| 27,444 | 31,002 | 1,36,908 | 1,60,077 | 2,93,25,473 | 3,01,04,703 | Maharashtra State |

Source.—Director of Animal Husbandry, Government of Maharashtra, Pune.

13. पशुसंवर्धन आणि दुग्धव्यवसाय/ANIMAL HUSBANDRY AND DAIRYING

तक्ता क्रमांक/TABLE No. 13-3 (5-3)

पशुवैद्यकीय संस्थांची संख्या/Number of veterinary institutions

| अनुक्रमांक Serial No. | जिल्हा | पशुवैद्यकीय चिकित्सालये Veterinary Polyclinics | | पशुवैद्यकीय हॉस्पिटले Veterinary Hospital | | पशुवैद्यकीय दवाखाने Veterinary Dispensaries | | फिरते पशुवैद्यकीय दवाखाने Mobile Veterinary Clinics | | पशुवैद्यकीय सहाय्यक केंद्रे Veterinary aid Centres | | District |
|-----------------------------|------------|---|---------|--|---------|--|---------|--|---------|---|---------|-------------------|
| | | 1982-83 | 1983-84 | 1982-83 | 1983-84 | 1982-83 | 1983-84 | 1982-83 | 1983-84 | 1982-83 | 1983-84 | |
| (1) | (2) | (3) | (4) | (5) | (6) | (7) | (8) | (9) | (10) | (11) | (12) | (2) |
| 1 | मुहम्बई | .. | .. | 1@ | 1@ | .. | .. | .. | .. | 3 | 3 | Gr. Bombay |
| 2 | ठाणे | .. | .. | .. | .. | 19 | 23 | 1 | 1 | 41 | 40 | Thane |
| 3 | रायगड | .. | .. | .. | .. | 19 | 20 | 1 | 1 | 39 | 38 | Raigad |
| 4 | रत्नागिरी | .. | .. | .. | .. | 10 | 14 | .. | .. | 38 | 35 | Ratnagiri |
| 5 | सिधुदुर्ग | .. | .. | .. | .. | 7 | 8 | 1 | 1 | 22 | 22 | Sindhudurg |
| 6 | नाशिक | .. | .. | 1 | 1 | 3 | 3 | 1 | 1 | 72 | 72 | Nashik |
| 7 | धुळे | .. | .. | 1 | 1 | 5 | 5 | 1 | 1 | 34 | 41 | Dhule |
| 8 | जळगांव | .. | .. | 1 | 1 | 3 | 3 | 1 | 1 | 50 | 57 | Jalgaon |
| 9 | अहमदनगर | .. | .. | 1 | 1 | 5 | 5 | 1 | 1 | 64 | 67 | Ahmednagar |
| 10 | पुणे | .. | .. | 1 | 1 | 6** | 6** | 1 | 1 | 35 | 59 | Pune |
| 11 | सातारा | .. | .. | .. | 1 | 1 | 1 | 29 | 30 | .. | .. | Satara |
| 12 | सांगली | .. | .. | 1 | 1 | 3 | 3 | 13 | 17 | .. | .. | Sangli |
| 13 | सोलापूर | .. | .. | 1 | 1 | 2 | 2 | 23 | 24 | .. | .. | Solapur |
| 14 | कोल्हापूर | .. | .. | 1 | 1 | 1 | 1 | 21 | 22 | 1 | 1 | Kolhapur |
| 15 | औरंगाबाद | .. | .. | 1 | 1 | 2 | 2 | 14 | 18 | .. | .. | Aurangabad |
| 16 | जालना | .. | .. | .. | 1 | 1 | 1 | 13 | 17 | 1 | 1 | Jalna |
| 17 | परभणी | .. | .. | 1* | 1* | 2 | 2 | 17 | 21 | .. | .. | Parbhani |
| 18 | बीड | .. | .. | 1 | 1 | 3 | 3 | 13 | 15 | 1 | 1 | Beed |
| 19 | नांदेड | .. | .. | 1 | 1 | 2 | 2 | 15 | 21 | 1 | 1 | Nanded |
| 20 | उस्मानाबाद | .. | .. | 1 | 1 | 2 | 2 | 9 | 13 | .. | .. | Osmanabad |
| 21 | लातूर | .. | .. | .. | 1 | 4 | 4 | 9 | 13 | .. | 1 | Latur |
| 22 | बुलढाणा | .. | .. | 1 | 1 | 2 | 2 | 17 | 18 | 1 | .. | Buldana |
| 23 | अकोला | .. | .. | 1 | 1 | 3 | 3 | 25 | 26 | .. | .. | Akola |
| 24 | अमरावती | .. | .. | 1 | 1 | 2 | 2 | 21 | 23 | .. | 1 | Amravati |
| 25 | यवतमाळ | .. | .. | 1 | 1 | .. | .. | 30 | 34 | 1 | .. | Yavatmal |
| 26 | वर्धा | .. | .. | .. | 1 | 1 | .. | 13 | 17 | .. | .. | Wardha |
| 27 | नागपूर | .. | .. | 2** | 2** | 1 | 1 | 30 | 34 | .. | .. | Nagpur |
| 28 | भंडारा | .. | .. | 1 | 1 | .. | .. | 17 | 18 | .. | 1 | Bhandara |
| 29 | चंद्रपूर | .. | .. | 1 | 1 | 1 | 1 | 17 | 18 | 2 | 2 | Chandrapur |
| 30 | गडचिरोली | .. | .. | .. | .. | .. | .. | 18 | 18 | 2 | 3 | Gadchiroli |
| महाराष्ट्र राज्य | | 25 | 29 | 56 | 55 | 558 | 638 | 18 | 20 | 1,279 | 1,310 | Maharashtra State |

टीप.—*कृषि विद्यापीठाखालील.

**कृषि विद्यापीठाखालील एक घरून.

@सोसायटी फॉर प्रिव्हेंशन ऑफ क्रुएल्टी टु अॅनिमल्स, मुंबई, यांचे खालील.

शाखा स्तरावरील पशुवैद्यकीय दवाखाने हे पशुवैद्यकीय दवाखाने किंवा पशुवैद्यकीय सहाय्यक केंद्रांमध्ये समाविष्ट केले आहेत.

Note.—*Under Agriculture University.

**Including one under Agricultural University.

@Under Society for Prevention of Cruelty to Animals, Bombay.

The Branch Veterinary Dispensaries have been merged either into Veterinary Dispensaries or Veterinary Aid Centres.

साधक.—पशुसंवर्धन संचालक, महाराष्ट्र शासन, पुणे.

Source.—Director of Animal Husbandry, Government of Maharashtra, Pune.

13. पशुसंवर्धन आणि दुग्धव्यवसाय/ANIMAL HUSBANDRY AND DAIRYING

तक्ता क्रमांक/TABLE No. 13-4 (5-4)

पशुसंवर्धनासंबंधीची संकीर्ण माहिती
Miscellaneous statistics relating to animal husbandry

| क्रमांक Serial No. | विवरण Item | संख्या Number | | |
|------------------------------|---|------------------|-----------|--|
| | | 31-3-1982 | 31-3-1983 | |
| (1) | (2) | (3) | (4) | (2) |
| I पशुवैद्यकीय संस्था— | | | | |
| Veterinary institutions— | | | | |
| 1 | पशुवैद्यकीय सर्वे चिकित्सालये* | 25 | 29 | Veterinary polyclinics. |
| 2 | पशुवैद्यकीय दवाखाने@ | 56 | 55 | Veterinary hospitals |
| 3 | पशुवैद्यकीय दवाखाने | 558 | 638 | Veterinary dispensaries |
| 4 | फिरती पशुवैद्यकीय दवाखाने | 18 | 20 | Mobile veterinary clinics |
| 5 | पशुवैद्यकीय सहाय्यक केंद्रे | 1,279 | 1,310 | Veterinary aid centres |
| 6 | पशुवैद्यकीय जैव पदार्थ निर्मिती संस्था | 1 | 1 | Institute of veterinary biological products |
| 7 | राज्य स्तरीय रोग अन्वेषण प्रयोगशाळा | 1 | 1 | State level disease investigation section laboratory |
| 8 | विभागीय रोग अन्वेषण प्रयोगशाळा | 6 | 6 | Regional level disease investigation section laboratory |
| 9 | फिरती पशुरोगसाथ नियंत्रण केंद्रे | 8 | 9 | Mobile epizotic control units |
| 10 | फिरती विस्तारित व प्रात्यक्षिक केंद्रे | 2 | 2 | Mobile extension-cum-Demonstration centres |
| 11 | तपासणी चौक्या | 13 | 13 | Check posts |
| 12 | दक्षता पथके | 6 | 6 | Vigilance units |
| 13 | अनुवर्ती केंद्रे | 4 | 4 | Rinder Post follow-up centres |
| II पशु विकास— | | | | |
| Cattle development— | | | | |
| 1 | सधन पशुसुधार प्रकल्प | 8 | 8 | Intensive cattle development projects |
| 2 | जिल्हा कृत्रिम रेतन केंद्र | 23 | 23 | District artificial insemination centres |
| 3 | आधारभूत ग्राम केंद्र | 48 | 48 | Key village centres |
| 4 | कृत्रिम रेतन उपकेंद्र— | | | Artificial insemination sub-centres— |
| | (अ) जिल्हा परिषदांखालील | 1,438 | 1,436 | (A) Under Zilla Parishads |
| | (ब) आधारभूत ग्राम केंद्रांमधील | 406 | 417 | (B) Under key village centres |
| | (क) सधन पशुसुधार प्रकल्पांमधील | 667 | 670 | (C) Under intensive cattle development projects |
| 5 | पशुपैदास केंद्रे | 12† | 13** | Cattle breeding farms |
| 6 | कृत्रिम रेतन तंत्राविषयी प्रशिक्षण केंद्रे | 4 | 4 | Training centres in Artificial Insemination technique |
| 7 | पशुसधन पर्यवेक्षकासाठी पदविका अभ्यासक्रम | 1 | 1 | Diploma course for Livetock Supervisors |
| III कुक्कुट विकास— | | | | |
| Poultry development— | | | | |
| 1 | अंडी उबविण्याची व कुक्कुट पैदास केंद्रे | 5 | 5 | Central hatcheries and Poultry breeding farms |
| 2 | कुक्कुट विस्तार केंद्रे | 2 | 2 | Poultry extension centres |
| 3 | सधन कुक्कुट सुधार गट | 15 | 15 | Intensive poultry development blocks |
| IV मेष विकास— | | | | |
| Sheep development— | | | | |
| 1 | मेष पैदास केंद्र (महाराष्ट्र मेष विकास महामंडळाखालील) | 9 | 9 | Sheep breeding farms (with Maharashtra Sheep Development Corporation). |
| 2 | शेळी पैदास केंद्रे | 1 | 1 | Goat breeding farms. |
| 3 | लोकर विश्लेषण प्रयोगशाळा | 1 | 1 | Wool analysis laboratory |
| V संशोधन योजना— | | | | |
| Research scheme— | | | | |
| 1 | जनावरांच्या लाळ व खुरकुस रोगांवरील संसर्ग शास्त्राभ्यासासाठी अखिल भारतीय समन्वित प्रकल्प. | 1 | 1 | All India Co-ordinated research project for epidemiological Studies of foot and mouth disease. |

*परभणी व नागपूर येथील कृषि विद्यापीठाखालील प्रत्येकी एक धरून.

@पुणे येथील कृषि विद्यापीठाखालील एक आणि मुंबई येथील सोसायटी फॉर प्रिव्हेंशन ऑफ क्र्युएल्टी टू अॅनिमल्स खालील एक धरून.

†दोन विदेशी पशु पैदास केंद्रे धरून.

**बैलाची निपज करणारी केंद्रे धरून.

*Including one each at Parbhani and Nagpur under Agricultural Universities.

@Including one at Pune under Agricultural University and one under Society for Prevention of Cruelty to Animals, Bombay.

†Including two exotic cattle breeding farms.

**Including Bull rearing Centres.

आधार.—पशुसंवर्धन संचालक, महाराष्ट्र शासन, पुणे.

Source.—Director of Animal Husbandry, Government of Maharashtra, Pune.

14. वनशास्त्र व लाकूडतोड / FORESTRY AND LOGGING

१४. वनशास्त्र व लाकूडतोड :

१४.१. वनक्षेत्र व वनापासून मिळणारे प्रमुख व गौण उत्पादन याची आंकडेवारी या विभागात दिली आहे.

१४.२. राज्यातील वन विभाग व महसूल विभागाच्या अधिपत्याखालील वनक्षेत्रासंबंधी वेगवेगळी माहिती दिली आहे. वनक्षेत्राचे राखीव, संरक्षित व अवर्गीकृत असे कायदेशीरदृष्ट्या वर्गीकरण केले आहे. वरील कायदेशीरदृष्ट्या केलेले वर्गीकरण १९२७ च्या "भारतीय वन कायदा, सोळा" नुसार केले आहे. राखीव वनक्षेत्रात मुख्यतः इमारतीच्या लाकडाचे उत्पादन करण्यात येत असून ह्यात चरणे किंवा मशागत करणे ह्यास परवानगी दिली जात नाही. संरक्षित वनक्षेत्रात चरणे आणि मशागत करणे यावर इतके "कडक निर्बंध नसून" काही मर्यादित निर्बंधासह परवानगी देण्यात येते. अवर्गीकृत वनक्षेत्र म्हणजे दुर्गम किंवा अव्याप्त वनक्षेत्र समजण्यात येते. शासनाने स्थानिक संस्थांकडून किंवा खाजगी व्यक्तींकडून व्यवस्थापनासाठी घेतलेले वनक्षेत्र, करारावरील म्हणून ओळखले जाते. या विभागांमध्ये देण्यात आलेल्या वनक्षेत्राची आंकडेवारी शेती विभागाच्या "जमिनीचा वापर" ह्या तक्त्यातील वनक्षेत्राच्या आंकडेवारीशी जुळणार नाही. हा फरक खालील कारणांमुळे दिसून येतो:-

(१) भारतीय वन सांख्यिकीत वन विभागाच्या अधिपत्याखालील वृक्षांनी न आच्छादलेल्या क्षेत्रासह सर्व क्षेत्र वनक्षेत्र म्हणून समजले जाते तर कृषि सांख्यिकीत त्याचे प्रत्यक्ष वापरानुसार वर्गीकरण केले जाते.

(२) वन विभागाची माहिती विशिष्ट प्रशासकीय कारणासाठी व वनक्षेत्राची मालकी ठरविण्याच्या दृष्टीने उपयुक्त ठरते. जमिनीच्या वापरसंबंधी सांख्यिकीसाठी वनक्षेत्राचा प्रत्यक्ष वापर कसा होतो हे कृषि खात्याच्या दृष्टीने जितके महत्त्वाचे आहे तेवढे वन विभागाच्या दृष्टीने नाही.

(३) वन विभागाची माहिती आर्थिक वर्षानुसार उपलब्ध असते तर कृषि विभागाची कृषि वर्षानुसार असते. १४.३ प्रमुख व गौण वनोत्पादनाची आंकडेवारी वन विभागाच्या अधिपत्याखालील वनक्षेत्राशीच संबंधित आहे.

14. Forestry and Logging :

14.1. Data on area under forest and major and minor forest produce are given in the tables in this section.

14.2. Information regarding forests under the control of the State's Forest Department and those under the control of the State's Revenue Department is shown separately. The areas under forests are classified according to legal status into reserved forests, protected forests and unclassed forests. The legal status refers to the classification of forests under the Indian Forest Act, XVI of 1927. *Reserved forests* are those that are intended mainly for timber production and in which rights of grazing and cultivation are seldom allowed. *In protected forests*, the restrictions are not so rigid as grazing or cultivation is allowed but certain limitations and restrictions are imposed. *The unclassed forest* refers to the inaccessible forest or unoccupied waste. The forests which are taken by Government from local bodies or private individuals for management on lease basis are called '*leased forests*'. The forest area shown in Tables in this sector may not tally with the area under "forest" shown in table on land utilisation in agriculture section. The two sets of figures differ due to the following reasons:—

(i) In the Indian Forests Statistics the whole area including non-wooded area under the control of Forest Department is taken as area under forests; while in Agricultural Statistics, it is classified according to its actual utilisation.

(ii) The Forest Department Returns are meant to serve a definite administrative purpose and indicate the ownership of the forest area. The actual utilisation of these areas is not so important from their point of view as it is in the land utilisation statistics for Agricultural Department.

(iii) The Forest Department Returns relate to financial years and Agricultural Statistics relate to the agricultural years. 14.3 The figures of production of major and minor forest produce refer to the areas under the control of Forest Department only.

14. वनशास्त्र व वनकडतोड/

तक्ता क्रमांक/

निरनिराळपा प्रकारच्या वनाखालील क्षेत्र/

| | | वन विभाग Forest Department | | | | | | | |
|-----------------------------|------------|-------------------------------|----------------|----------------|----------------|---------------------------------|----------------|----------------|-----------------|
| अनुक्रमांक Serial No. | जिल्हा | राखीव | | संरक्षित | | अवर्गीकृत व पट्ट्याने दिलेले | | एकूण | |
| | | Reserved | | Protected | | Unclassified and leased | | Total | |
| (1) | (2) | 1982-83 (3) | 1983-84 (4) | 1982-83 (5) | 1983-84 (6) | 1982-83 (7) | 1983-84 (8) | 1982-83 (9) | 1983-84 (10) |
| 1 | बुलढापा | .. | .. | .. | .. | .. | .. | .. | .. |
| 2 | ठाणे | 2,643 | 2,627 | 978 | 978 | .. | .. | 3,622 | 3,605 |
| 3 | रायगड | 1,245 | 1,245 | 126 | 126 | 147 | 147 | 1,517 | 1,517 |
| 4 | रत्नाचिरी | 11 | 11 | .. | .. | 36 | 36 | 48 | 48 |
| 5 | सिंधुदुर्ग | 9 | 9 | 24 | 24 | 366 | 366 | 398 | 398 |
| 6 | नाशिक | 2,927 | 2,912 | 244 | 244 | .. | .. | 3,170 | 3,156 |
| 7 | पुणे | 3,486 | 3,478 | .. | .. | 207 | 207 | 3,692 | 3,684 |
| 8 | जळगाव | 1,925 | 1,925 | .. | .. | .. | .. | 1,925 | 1,925 |
| 9 | अहमदनगर | 1,351 | 1,355 | 13 | 13 | 10 | 10 | 1,374 | 1,377 |
| 10 | पुणे | 1,361 | 1,361 | .. | .. | 335 | 335 | 1,695 | 1,695 |
| 11 | सातारा | 1,356 | 1,356 | 85 | 85 | 83 | 83 | 1,525 | 1,525 |
| 12 | सांगली | 345 | 345 | 2 | 2 | 12 | 12 | 358 | 359 |
| 13 | सोलापूर | 171 | 171 | .. | .. | 11 | 11 | 182 | 182 |
| 14 | कोल्हापूर | 565 | 565 | 417 | 417 | 677 | 677 | 1,658 | 1,658 |
| 15 | बीरगाबाद | 710 | 721 | 93 | 82 | 88 | 88 | 891 | 891 |
| 16 | आलना | 78 | 78 | .. | .. | 14 | 14 | 93 | 93 |
| 17 | पुणे | 333 | 333 | .. | .. | 39 | 39 | 372 | 372 |
| 18 | बीड | 199 | 199 | 17 | 17 | .. | .. | 216 | 216 |
| 19 | नांदेड | 819 | 819 | 57 | 57 | 304 | 304 | 1,181 | 1,181 |
| 20 | उस्मानाबाद | 3 | 3 | .. | .. | 53 | 42 | 56 | 44 |
| 21 | लातूर | N.A.S. | N.A.S. | .. | .. | N.A.S. | 11 | N.A.S. | 11 |
| 22 | बुलढापा | 1,057 | 1,057 | 93 | 93 | .. | .. | 1,150 | 1,150 |
| 23 | अकोला | 784 | 784 | 15 | 15 | .. | .. | 799 | 799 |
| 24 | अमरावती | 3,586 | 3,588 | 67 | 67 | .. | .. | 3,653 | 3,655 |
| 25 | यवतमाळ | 2,755 | 2,755 | 189 | 189 | .. | .. | 2,944 | 2,944 |
| 26 | वर्धा | 528 | 528 | 330 | 330 | .. | .. | 858 | 858 |
| 27 | नागपूर | 1,416 | 1,416 | 823 | 823 | .. | .. | 2,239 | 2,239 |
| 28 | भंडारा | 2,187 | 2,171 | 1,027 | 1,027 | .. | .. | 3,214 | 3,198 |
| 29 | चंद्रपूर | 6,714 | 3,448 | 10,531 | 945 | 45 | 45 | 17,289 | 4,437 |
| 30 | गडचिरोली | N.A.S. | 3,284 | N.A.S. | 9,593 | N.A.S. | .. | N.A.S. | 12,876 |
| महाराष्ट्र राज्य | | 38,563 | 38,543 | 15,129 | 15,125 | 2,426 | 2,426 | 56,118 | 56,094 |

N.A.S.—पुनर्वित्त जिल्हांची वेगळी माहिती उपलब्ध नाही.

FORESTRY AND LOGGING

TABLE No. 14-1 (6-1)

Area under different types of forests

(क्षेत्र चौ. कि. मिटर; मध्य)
(Area in sq. km.)

| राज्य सरकार Revenue Department | | | | | | | | District |
|-----------------------------------|---------|-----------|---------|------------------------------|---------|---------|---------|-------------------|
| रक्षित | | संरक्षित | | अवर्गीकृत व पट्टापाने दिलेले | | एकूण | | |
| Reserved | | Protected | | Unclassified and leased | | Total | | |
| 1982-83 | 1983-84 | 1982-83 | 1983-84 | 1982-83 | 1983-84 | 1982-83 | 1983-84 | (2) |
| (11) | (12) | (13) | (14) | (15) | (16) | (17) | (18) | |
| .. | .. | .. | .. | .. | .. | .. | .. | Greater Bombay |
| 29 | 29 | 55 | 55 | .. | .. | 84 | 84 | Thane |
| .. | .. | .. | .. | 2 | 2 | 2 | 2 | Raigad |
| .. | .. | .. | .. | .. | .. | .. | .. | Ratnagiri |
| .. | .. | .. | .. | .. | .. | .. | .. | Sindhudurg |
| 49 | 48 | .. | .. | .. | .. | 49 | 48 | Nashik |
| 295 | 295 | .. | .. | .. | .. | 295 | 295 | Dhule |
| .. | .. | .. | .. | .. | .. | .. | .. | Jalgaon |
| 547 | 544 | .. | .. | 3 | 3 | 551 | 547 | Ahmednagar |
| 305 | 305 | .. | .. | .. | .. | 305 | 305 | Pune |
| .. | .. | .. | .. | .. | .. | .. | .. | Satara |
| 59 | 59 | .. | .. | .. | .. | 59 | 59 | Sangli |
| 117 | 117 | .. | .. | 12 | 12 | 129 | 129 | Solapur |
| 190 | 190 | .. | .. | 3 | 3 | 193 | 193 | Kolhapur |
| .. | .. | .. | .. | .. | .. | .. | .. | Aurangabad |
| .. | .. | .. | .. | .. | .. | .. | .. | Jalna |
| .. | .. | .. | .. | .. | .. | .. | .. | Parbhani |
| .. | .. | .. | .. | .. | .. | .. | .. | Beed |
| .. | .. | .. | .. | .. | .. | .. | .. | Nanded |
| .. | .. | .. | .. | .. | .. | .. | .. | Osmanabad |
| .. | .. | .. | .. | .. | .. | .. | .. | Latur |
| .. | .. | 25 | 25 | 384 | 384 | 409 | 409 | Buldana |
| .. | .. | 69 | 69 | .. | .. | 69 | 69 | Akola |
| .. | .. | .. | .. | 117 | 117 | 117 | 117 | Amravati |
| .. | .. | .. | .. | 767 | 767 | 767 | 767 | Yavatmal |
| .. | .. | .. | .. | 28 | 28 | 28 | 28 | Wardha |
| .. | .. | .. | .. | 517 | 517 | 517 | 517 | Naapur |
| .. | .. | .. | .. | 1,106 | 1,106 | 1,106 | 1,106 | Bhandara |
| .. | .. | .. | .. | 563 | 205 | 563 | 255 | Chandrapur |
| .. | .. | .. | .. | N.A.S. | 358 | N.A.S. | 358 | Gadchiroli |
| 1,590 | 1,586 | 149 | 149 | 3,502 | 3,502 | 5,241 | 5,237 | Maharashtra State |

Not available separately for reorganised districts.

| अनुक्रमांक Serial No. | जिल्हा | एकूण Total | | | | | | | |
|-----------------------------|------------|-------------------|-----------------|-----------------------|-----------------|---|-----------------|-----------------|-----------------|
| | | राखीव Reserved | | संरक्षित Protected | | अवर्गीकृत व पट्ट्याने दिलेले Unclassified and leased | | एकूण Total | |
| (1) | (2) | 1982-83 (19) | 1983-84 (20) | 1982-83 (21) | 1883-84 (22) | 1982-83 (23) | 1983-84 (24) | 1982-83 (25) | 1983-84 (26) |
| 1 | बृहन्मुंबई | .. | .. | .. | .. | .. | .. | .. | .. |
| 2 | ठाणे | 2,643 | 2,627 | 978 | 978 | .. | .. | 3,622 | 3,605 |
| 3 | रायगड | 1,273 | 1,273 | 181 | 181 | 147 | 147 | 1,601 | 1,601 |
| 4 | रत्नागिरी | 11 | 11 | .. | .. | 38 | 38 | 50 | 50 |
| 5 | सिंधुदुर्ग | 9 | 9 | 24 | 24 | 366 | 366 | 398 | 398 |
| 6 | नाशिक | 2,976 | 2,960 | 244 | 244 | .. | .. | 3,219 | 3,204 |
| 7 | धुळे | 3,781 | 3,772 | .. | .. | 207 | 207 | 3,987 | 3,979 |
| 8 | जळगाव | 1,925 | 1,925 | .. | .. | .. | .. | 1,925 | 1,925 |
| 9 | अहमदनगर | 1,899 | 1,899 | 13 | 13 | 13 | 13 | 1,924 | 1,924 |
| 10 | पुणे | 1,666 | 1,665 | .. | .. | 335 | 335 | 2,000 | 2,000 |
| 11 | सातारा | 1,415 | 1,415 | 85 | 85 | 83 | 83 | 1,583 | 1,583 |
| 12 | सांगली | 461 | 461 | 2 | 2 | 25 | 25 | 488 | 488 |
| 13 | सोलापूर | 361 | 361 | .. | .. | 14 | 14 | 375 | 375 |
| 14 | कोल्हापूर | 565 | 565 | 417 | 417 | 677 | 677 | 1,658 | 1,658 |
| 15 | औरंगाबाद | 710 | 721 | 93 | 82 | 88 | 88 | 891 | 891 |
| 16 | जलना | 78 | 78 | .. | .. | 14 | 14 | 93 | 93 |
| 17 | परभणी | 333 | 333 | .. | .. | 39 | 39 | 372 | 372 |
| 18 | बीड | 199 | 199 | 17 | 17 | .. | .. | 216 | 216 |
| 19 | नांदेड | 819 | 819 | 57 | 57 | 304 | 304 | 1,181 | 1,181 |
| 20 | उस्मानाबाद | 3 | 3 | .. | .. | 53 | 42 | 56 | 44 |
| 21 | लातूर | N.A.S. | .. | N.A.S. | .. | N.A.S. | 11 | N.A.S. | 11 |
| 22 | बुलढाणा | 1,057 | 1,057 | 117 | 117 | 384 | 384 | 1,558 | 1,558 |
| 23 | अकोला | 784 | 784 | 84 | 84 | .. | .. | 867 | 867 |
| 24 | अमरावती | 3,586 | 3,588 | 67 | 67 | 117 | 117 | 3,770 | 3,772 |
| 25 | यवतमाळ | 2,755 | 2,755 | 189 | 189 | 767 | 767 | 3,712 | 3,712 |
| 26 | बर्धा | 528 | 528 | 330 | 330 | 28 | 28 | 886 | 886 |
| 27 | नागपूर | 1,416 | 1,416 | 823 | 823 | 517 | 517 | 2,756 | 2,756 |
| 28 | महारा | 2,187 | 2,171 | 1,027 | 1,027 | 1,106 | 1,106 | 4,320 | 4,304 |
| 29 | चंद्रपूर | 6,714 | 3,448 | 10,531 | 945 | 607 | 250 | 17,852 | 4,643 |
| 30 | गडचिरोली | N.A.S. | 3,284 | N.A.S. | 9,593 | N.A.S. | 358 | N.A.S. | 13,234 |
| महाराष्ट्र राज्य .. | | 40,153 | 40,129 | 15,278 | 15,274 | 5,928 | 5,928 | 61,359 | 61,330 |

N. A. S.— पुनर्रचित जिल्हांची वेगळी माहिती उपलब्ध नाही.
टोप—(१) म. व. वि. म.—महाराष्ट्र वन विकास महामंडळ.
(२) आकडे संक्षिप्तात केल्यामुळे बेरजा जुळणार नाहीत.

आधार.—मुख्य वनसंरक्षक, महाराष्ट्र शासन, पुणे.

TABLE No. 14.1 (6.1)—contd.

(क्षेत्र चौ. कि. मीटर मध्ये)
(Area in sq. km.)

| एकूण वनक्षेत्राचे त्रि-दलीय वर्गीकरण Tripartite Classification of total Forest area | | | | | | | | | | |
|---|---------------------|-------------------|---------|---|---------|---|---------|---|---------|-------------------|
| सही वन | | राखीव क्षेत्रे | | जळाऊ लाकूड, वैरण व इतर | | म.व.वि.म.कडे हस्तांतरित केलेले वनक्षेत्र | | वन विभागाच्या ताब्यात घेतलेले साजगी वनक्षेत्र | | District |
| Forest proper | Pasture reserved | | | Fuels, fodder and miscella- neous | | Forest area transferred to F.D.C.M. | | Private forest brought under possession of Department | | |
| 1982-83 | 1983-84 | 1982-83 | 1983-84 | 1982-83 | 1983-84 | 1982-83 | 1983-84 | 1982-83 | 1983-84 | (2) |
| (27) | (28) | (29) | (30) | (31) | (32) | (33) | (34) | (35) | (36) | |
| .. | .. | .. | .. | .. | .. | 38 | 38 | 14 | 14 | Greater Bombay |
| 3,356 | 3,339 | 267 | 266 | .. | .. | 194 | 211 | 277 | 277 | Thane |
| 1,420 | 1,420 | 181 | 181 | .. | .. | .. | .. | 265 | 229 | Raigad |
| 50 | 50 | .. | .. | .. | .. | .. | .. | 4 | 4 | Ratnagiri |
| 398 | 398 | .. | .. | .. | .. | .. | .. | 119 | 119 | Sindhudurg |
| 3,143 | 3,128 | 76 | 75 | .. | .. | 102 | 112 | 76 | 76 | Nashik |
| 2,794 | 2,786 | 1,069 | 1,069 | 125 | 125 | 57 | 65 | 459 | 459 | Dhule |
| 1,164 | 1,164 | 411 | 411 | 350 | 350 | 46 | 46 | .. | .. | Jalgaon |
| 903 | 903 | 1,021 | 1,021 | .. | .. | .. | .. | .. | .. | Ahmednagar |
| 1,328 | 1,328 | 666 | 666 | 7 | 7 | .. | .. | 97 | 97 | Pune |
| 1,583 | 1,583 | .. | .. | .. | .. | .. | .. | 18 | 18 | Satara |
| 488 | 488 | .. | .. | .. | .. | .. | .. | 8 | 8 | Sangli |
| 145 | 145 | 231 | 231 | .. | .. | .. | .. | .. | .. | Solapur |
| 1,658 | 1,658 | .. | .. | .. | .. | .. | .. | 84 | 87 | Kolhapur |
| 753 | 753 | 113 | 113 | 24 | 24 | .. | .. | .. | .. | Aurangabad |
| 78 | 78 | 14 | 14 | .. | .. | .. | .. | .. | .. | Jalna |
| 333 | 333 | 39 | 39 | .. | .. | .. | .. | .. | .. | Parbhani |
| 216 | 216 | .. | .. | .. | .. | .. | .. | .. | .. | Beed |
| 1,017 | 1,017 | 156 | 156 | 7 | 7 | 5 | 5 | .. | .. | Nanded |
| 3 | 3 | 53 | 42 | .. | .. | .. | .. | .. | .. | Osmanabad |
| N.A.S. | .. | N.A.S. | 11 | N.A.S. | .. | N.A.S. | N.A.S. | N.A.S. | .. | Latur |
| 558 | 558 | 582 | 582 | 419 | 419 | .. | .. | .. | .. | Buldana |
| 508 | 508 | 235 | 235 | 124 | 124 | .. | .. | .. | .. | Akola |
| 3,248 | 3,249 | 327 | 342 | 194 | 181 | .. | .. | .. | .. | Amravati |
| 1,663 | 1,714 | 1,199 | 768 | 849 | 1,229 | .. | .. | .. | .. | Yavatmal |
| 636 | 636 | 182 | 182 | 67 | 67 | .. | .. | .. | .. | Wardha |
| 1,606 | 1,606 | 361 | 361 | 789 | 789 | 62 | 62 | .. | .. | Nagpur |
| 1,435 | 1,424 | 525 | 525 | 2,360 | 2,355 | 241 | 256 | .. | .. | Bhandara |
| 13,759 | 2,550 | 320 | 52 | 3,773 | 2,041 | 640 | 365 | .. | .. | Chandrapur |
| N.A.S. | 11,128 | N.A.S. | 268 | N.A.S. | 1,839 | N.A.S. | 281 | N.A.S. | .. | Gadchiroli |
| 44,243 | 44,164 | 8,028 | 7,610 | 9,089 | 9,557 | 1,386 | 1,441 | 1,421 | 1,387 | Maharashtra State |

Not available separately for recognised districts.

Notes.—(1) F. D. C. M.—Forest Development Corporation of Maharashtra Ltd.

(2) Totals do not add up due to roundings.

Source.—The Chief Conservator of Forests, Government of Maharashtra, Pune.

14. वनशास्त्र व लाकूडतोड/

तक्ता क्रमांक/

प्रमुख व गौण वनोत्पादित वस्तूंचे उत्पादन/

| अनुक्रमांक Serial No. | वनवृत्त | इमारती लाकूड Timber | | | | जळक लाकूड Fuel | | | |
|-----------------------------|---------------------------------|--|----------------|--|----------------|--|----------------|--|-----------------|
| | | उत्पादन (हजार घनमिटर) Quantity (Thousand cubic metres) | | मूल्य (हजार रुपये) Value (Thousand Rs.) | | उत्पादन (हजार घनमिटर) Quantity (Thousand cubic metres) | | मूल्य (हजार रुपये) Value (Thousand Rs.) | |
| (1) | (2) | 1982-83 (3) | 1983-84 (4) | 1982-83 (5) | 1983-84 (6) | 1982-83 (7) | 1983-84 (8) | 1982-83 (9) | 1983-84 (10) |
| 1 | ठाणे | 35 | 29 | 54,108 | 47,338 | 142 | 119 | 19,588 | 18,881 |
| 2 | नाशिक | 15 | 12 | 30,647 | 35,488 | 38 | 74 | 5,374 | 3,338 |
| 3 | घुळे | .. | 7 | .. | 8,274 | .. | 27 | .. | 2,399 |
| 4 | पुणे | .. | .. | .. | .. | 1 | .. | 23 | .. |
| 5 | कोल्हापूर | 2 | 4 | 3,067 | 4,958 | 16 | 51 | 1,209 | 3,466 |
| 6 | औरंगाबाद | 2 | 1 | 1,979 | 1,197 | 3 | 1 | 120 | 154 |
| 7 | अमरावती | 80 | 59 | 1,76,335 | 1,81,797 | 106 | 22 | 6,775 | 1,796 |
| 8 | यवतमाळ | .. | 27 | .. | 49,717 | .. | 52 | .. | 34,843 |
| 9 | नागपूर | 62 | 76 | 83,275 | 69,493 | 215 | 279 | 17,812 | 24,226 |
| 10 | चंद्रपूर | 99 | 77 | 1,08,598 | 1,22,177 | 322 | 392 | 26,288 | 52,056 |
| एकूण | | 295 | 292 | 4,58,009 | 5,20,439 | 843 | 1,017 | 77,189 | 1,41,159 |
| | महाराष्ट्र वन विकास महामंडळ. | 171 | 175 | 2,40,529 | 3,11,907 | 370 | 330 | 52,143 | 40,286 |

टोप.—M. F. P.—गौण वन उत्पादन/Minor forest produce.

आधार.—मुख्य वनसंरक्षक, महाराष्ट्र शासन, पुणे.

FORESTRY AND LOGGING

TABLE No. 14.2 (6.2)

Production of major and minor forest produce

| गौण वन उत्पादने (हजार रुपयांत) Minor forest produce (In Thousand Rs.) | | | | | | | | | | |
|--|---------|------------|---------|--|---------|-------------|---------|---|----------|--|
| बांबू | | गवत व चराई | | इतर गौण वनोत्पादित वस्तू Other M.F.P. | | विडीची पाने | | एकूण गौण वनोत्पादित वस्तू Total M.F.P. | | Circle |
| Bamboos | | Grass and | | | | Bidi | | | | |
| 1982-83 | 1983-84 | 1982-83 | 1983-84 | 1982-83 | 1983-84 | 1982-83 | 1983-84 | 1982-83 | 1983-84 | (2) |
| (11) | (12) | (13) | (14) | (15) | (16) | (17) | (18) | (19) | (20) | |
| 23 | 56 | 258 | 298 | 1,399 | 1,268 | 227 | 129 | 1,907 | 1,751 | Thane |
| 1,180 | 249 | 1,361 | 2,282 | 1,367 | 619 | 1,830 | (—)890 | 5,738 | 2,260 | Nashik |
| .. | 581 | .. | 1,262 | .. | 893 | .. | 1,204 | .. | 3,940 | Dule |
| 1 | 7 | 276 | 269 | 853 | 230 | 125 | 61 | 1,255 | 567 | Pune |
| 46 | 129 | 130 | 118 | 1,982 | 959 | 187 | 171 | 2,345 | 1,377 | Kolhapur |
| .. | .. | 488 | 528 | 419 | 289 | 5,961 | 4,206 | 6,868 | 5,023 | Aurangabad |
| 4,689 | 1,502 | 825 | 227 | 1,228 | 502 | 11,914 | 357 | 18,656 | 2,588 | Amravati |
| .. | 9 | .. | 442 | .. | 840 | .. | 2,143 | .. | 3,434 | Yavatmal |
| 3,615 | 4,047 | 362 | 421 | 3,047 | 898 | 25,080 | 27,654 | 32,104 | 33,020 | Nagpur |
| 27,121 | 70,762 | 238 | 230 | 1,139 | 2,663 | 48,154 | 41,801 | 76,652 | 1,15,456 | Chandrapur |
| 36,675 | 77,342 | 3,938 | 6,077 | 11,434 | 9,161 | 93,478 | 76,836 | 1,45,525 | 1,69,416 | Total |
| 2,842 | .. | .. | .. | 83 | .. | .. | .. | 2,925 | 7,000 | Forest Development Corporation of Maharashtra. |

* वेगळी माहिती उपलब्ध नाही./ Not available separately.

Source.—Chief Conservator of Forests, Pune.

15. मत्स्यव्यवसाय / FISHERIES**१५. मत्स्यव्यवसाय :**

१५.१. खारवण केंद्रातील माशांची आयात, सागरी-मत्स्य उत्पादन, मत्स्यव्यवसायासाठी वापरल्या जाणाऱ्या बोटी या संबंधीची आकडेवारी या विभागात दिली आहे.

15. Fisheries :

15.1. Data regarding fish brought for curing, marine fishery and fishing craft are presented in the tables in this section. _

15. मत्स्यव्यवसाय/FISHERIES

तक्ता क्रमांक/TABLE No. 15.1 (7:1)

खारवण केंद्रात केलेली माशांची आयात, मिठाचे वाटप आणि खारवलेले मासे
Quantity of fish brought for curing, salt issued and fish removed at different centres

(टनांत/In tonnes)

| अनुक्रमांक Serial No. | मासे खारविण्याची आंबारे | खारवण्यासाठी आणलेले मासे | | मिठाचे वाटप | | खारवण बाहेर पाठविलेल्या माशांचे वजन | | Fish curing yards |
|-----------------------------|-------------------------|---|---------|----------------------------|---------|---|---------|-------------------|
| | | Quantity of fish brought for curing | | Quantity of salt issued | | Quantity of cured fish removed | | |
| | | 1982-83 | 1983-84 | 1982-83 | 1983-84 | 1982-83 | 1983-84 | |
| (1) | (2) | (3) | (4) | (5) | (6) | (7) | (8) | (2) |
| 1 | बोरिया | 559 | 712 | 112 | 142 | 420 | 534 | Boria |
| 2 | जयगड | 578 | 809 | 116 | 162 | 433 | 607 | Jaigad |
| 3 | वरवडे | 465 | 375 | 93 | 75 | 349 | 281 | Varvade |
| 4 | मिरकरवाडा | 1,581 | 1,597 | 316 | 319 | 1,185 | 1,198 | Mirkarwada |
| 5 | रत्नागिरी | Nil | Nil | Nil | Nil | Nil | Nil | Ratnagiri |
| 6 | पुर्णगड | 40 | ... | 8 | ... | 30 | ... | Purnagad |
| 7 | जैतापूर | 128 | 878 | 26 | 176 | 96 | 658 | Jaitapur |
| 8 | विजयदुर्ग | 271 | 140 | 54 | 28 | 203 | 105 | Vijaydurg |
| 9 | तारा मुंबरी | 211 | 375 | 42 | 75 | 158 | 281 | Tara Mumbari |
| 10 | मालवण | 508 | 216 | 102 | 43 | 381 | 162 | Malvan |
| 11 | कोचरा | 206 | 48 | 41 | 10 | 154 | 36 | Kochara |
| 12 | देवगड सोसायटी | ... | 375 | ... | 75 | ... | 281 | Devgad Society |
| | एकूण | 4,547 | 5,525 | 910 | 1,105 | 3,409 | 4,143 | Total |

आधार.—मत्स्यव्यवसाय संचालक, महाराष्ट्र शासन, मुंबई.

Source.—Director of Fisheries, Government of Maharashtra, Bombay.

15. मत्स्यव्यवसाय/FISHERIES

तक्ता क्रमांक/TABLE No. 15.2 (7-2)

मत्स्यव्यवसायासंबंधीची संकीर्ण माहिती
Miscellaneous statistics relating to fisheries

| अनुक्रमांक Serial No. | नाव | परिमाण | माहिती Particulars | | Unit | Item |
|-----------------------------|---|-------------|-----------------------|----------|-----------------|---|
| | | | 1982-83 | 1983-84 | | |
| (1) | (2) | (3) | (4) | (5) | (6) | (7) |
| 1 | एकूण समुद्रकिनारा | कि. मीटर | 720 | 720 | Kilometres | Total coastline of State |
| 2 | सागरी मत्स्यव्यवसाय करणारी खेडी/गावठाणे | संख्या | 375 | 375 | No. | Marine-Fishing Villages/ Hamlets |
| 3 | मत्स्यव्यवसायात गुंतलेल्या होड्या | संख्या | 13,023 | 13,617 | No. | Boats engaged in fishing |
| 4 | प्रत्येकी एक मे. टनाच्या वर वजन असलेल्या होड्या | संख्या | 6,591 | 6,969 | No. | Boats above one tonne |
| 5 | यंत्रसज्ज होड्या | संख्या | 4,635 | 4,980 | No. | Mechanised boats |
| 6 | नीतळाची सोय असलेल्या होड्या | संख्या | 1,695 | 1,718 | No. | Boats with deck facilities |
| 7 | एकूण मत्स्योत्पादन— | | | | | Total fish production— |
| (१) | सागरी | हजार मे. टन | 282 | 310 | Thousand tonnes | (i) Marine |
| (२) | गोड्या पाण्याचे | हजार मे. टन | 27 | 28 | Thousand tonnes | (ii) Inland |
| 8 | मत्स्यव्यवसायातील सहकारी संस्था— | | | | | Number of co-operative societies— |
| (१) | प्राथमिक | संख्या | 891 | 977 | No. | (i) Primary |
| (२) | जिल्हा/विभाग/संघ | संख्या | 11 | 12 | No. | (ii) District/Divisional/Federations |
| (३) | शिखर | संख्या | 1 | 1 | No. | (iii) Apex |
| 9 | सहकारी संस्थांची सभासद संख्या— | | | | | Membership of co-operative societies— |
| (१) | प्राथमिक | हजारात | 119 | 127 | Thousand No. | (i) Primary |
| (२) | जिल्हा/विभाग/संघ | हजारात | 8 | 9 | Thousand No. | (ii) District/Divisional/Federations |
| (३) | शिखर | हजारात | 2 | 2 | Thousand No. | (iii) Apex |
| 10 | सहकारी संस्थेचे खेळते भांडवल— | | | | | Working capital of co-operative societies— |
| (१) | प्राथमिक | हजार रुपये | 1,42,215 | 1,66,044 | Thousand Rs. | (i) Primary |
| (२) | जिल्हा/विभाग/संघ | हजार रुपये | 23,072 | 32,165 | Thousand Rs. | (ii) District/Divisional/Federation |
| (३) | शिखर | हजार रुपये | 7,379 | 9,199 | Thousand Rs. | (iii) Apex |
| 11 | सहकारी संस्थेतर्फे हाताळलेली मासळी— | | | | | Fish handled by co-operative societies— |
| (अ) | खरेदी किंमत— | | | | | (A) Purchase value— |
| (१) | प्राथमिक | हजार रुपये | 78,073 | 63,786 | Thousand Rs. | (i) Primary |
| (२) | जिल्हा/विभाग/संघ | हजार रुपये | 20,088 | 29,839 | Thousand Rs. | (ii) District/Divisional/Federations |
| (३) | शिखर | हजार रुपये | .. | .. | Thousand Rs. | (iii) Apex |
| (ब) | विक्री मूल्य— | | | | | (B) Sale value— |
| (१) | प्राथमिक | हजार रुपये | 1,86,218 | 2,19,865 | Thousand Rs. | (i) Primary |
| (२) | जिल्हा/विभाग/संघ | हजार रुपये | 31,179 | 39,982 | Thousand Rs. | (ii) District/Divisional/Federations |
| (३) | शिखर | हजार रुपये | 13,388 | 19,928 | Thousand Rs. | (iii) Apex |
| 12 | सहकारी संस्थांनी वर्षभरात दिलेली कर्जे— | | | | | Advances given by co-operative societies (during the year)— |
| (१) | प्राथमिक | हजार रुपये | 15,991 | 23,695 | Thousand Rs. | (i) Primary |
| (२) | जिल्हा/विभाग/संघ | हजार रुपये | 2,343 | 3,401 | Thousand Rs. | (ii) District/Divisional/Federations |
| (३) | शिखर | हजार रुपये | .. | .. | Thousand Rs. | (iii) Apex |
| 13 | शासकीय मासळी खारवण्याची आवास केंद्रे | संख्या | .. | .. | No. | Government fish curing yards |
| 14 | खारवलेली मासळी— | | | | | Cured fish— |
| (१) | उन्हात वाळवलेली | टनात | 22,917 | 19,532 | Tonnes | (i) Sundried |
| (२) | इतर | टनात | 11,527 | 8,673 | Tonnes | (ii) Others |
| 15 | मत्स्यव्यवसाय शिक्षण संस्था | संख्या | 9 | 9 | No. | Fishery schools |
| 16 | मत्स्य पैदास केंद्रे | संख्या | 25 | 28 | No. | Fish farms |

आधार.—मत्स्यव्यवसाय संचालक, महाराष्ट्र शासन, मुंबई.

Source.—Director of Fisheries, Government of Maharashtra, Bombay.

15. मत्स्यव्यवसाय/FISHERIES

तक्ता क्रमांक/TABLE No. 15.3 (7.3)

सागरी मत्स्य उत्पादन/Marine fish production

(टनात/In tonnes)

| अनुक्रमांक Serial No. | जिल्हा District | उत्पादन Production | | |
|-----------------------------|--------------------|-----------------------|----------|----------------|
| | | 1982-83 | 1983-84 | |
| (1) | (2) | (3) | (4) | (2) |
| 1 | बृहन्मुंबई | 1,15,745 | 1,14,816 | Greater Bombay |
| 2 | ठाणे | 83,699 | 1,08,367 | Thane |
| 3 | रायगड | 29,210 | 32,065 | Raigad |
| 4 | रत्नागिरी | 30,118 | 28,854 | Ratnagiri |
| 5 | सिंधुदुर्ग | 23,484 | 25,957 | Sindhudurg |
| | एकूण | 2,82,256 | 3,10,059 | Total |

साधार.—मत्स्यव्यवसाय संचालक, महाराष्ट्र शासन, मुंबई.

Source.—Director of Fisheries, Government of Maharashtra, Bombay.

16. ग्रामविकास व सहकार / RURAL DEVELOPMENT AND CO-OPERATION

१६. ग्रामविकास व सहकार :

१६.१. कृषि व बिगर कृषि सहकारी पत संस्था, बहु-उद्देशीय सहकारी संस्था, पणन संस्था, उत्पादन संस्था इत्यादी संस्थांची माहिती या विभागात दिली आहे.

१६.२. विविध सहकारी संस्थांची संख्या, सदस्य संख्या, खेळते भांडवल, स्थिर भांडवल, कर्ज, थकबाकी वगैरे माहिती या विभागात दिली आहे. "मालकीचे भांडवल" हे भरणा केलेले भांडवल दर्शविते. "कर्ज" या बाबीमध्ये ठराविक काळांमध्ये येणारे एकूण कर्ज, येणे कर्ज यांचा समावेश आहे. "खेळते भांडवल" मध्ये "भरणा केलेले" भांडवल, ठेवी, कर्ज यांचा समावेश आहे. "येणे कर्ज" यामध्ये कर्जाची येणे रक्कम, रोख पत, शिल्लकेपेक्षा अधिक काढलेली खरेदीची बिल व विक्रीची बिले यांतील बाकी वगैरे माहितीचा समावेश आहे. "थकबाकी" मध्ये ज्या कर्जाची जमा करावयाची योग्य वेळ असून प्रत्यक्ष जमा केले गेले नाही आणि परतफेडीच्या वाढीव सवलतीची परवानगी कार्यक्षम अधिकाऱ्यांनी नाकारली आहे अशा रकमेचा किंवा हप्त्याचा यात समावेश आहे.

16. Rural Development and Co-operation :

16.1. The information on Agricultural and non-agricultural co-operative credit societies Multipurpose Co-operative Societies, Marketing Societies, Productive Societies etc. is presented in this section.

16.2. The information on number of various co-operative societies, membership, working capital, fixed capital, loans advanced, overdues etc. is presented in this section. *Owned capital* shows the paid-up capital. *Borrowing* denotes the total borrowings outstanding at the end of the period. *Working capital* includes paid-up capital, deposits and borrowings. *Loans outstanding* includes outstandings in respect of loans, cash credits and overdrafts and the amount of outstanding bills purchased and discounted. *Overdues* refer to the amount of loans or instalments which was due for collection but which was not actually collected and for the repayment of which no extension has been granted by a competent authority.

| अनुक्रमांक | जिल्हा | वर्ष | बँकांची संख्या | सदस्यसंख्या - Membership | | | स्वीय भांडवल | एकूण ठेवी | कर्ज |
|------------|------------|---------|----------------|-----------------------------|-------------|----------|--------------|----------------|------------|
| | | | | संस्थेतील | व्यक्तिगत | नाममात्र | | | |
| Serial No. | | Year | No. of banks | Societies | Individuals | Nominal | Owned funds | Total deposits | Borrowings |
| (1) | (2) | (3) | (4) | (5) | (6) | (7) | (8) | (9) | (10) |
| 1 | बृहन्मुंबई | 1982-83 | 4 | 12,601 | 8,05,455 | 18,085 | 22,825 | 70,277 | 45,837 |
| | | 1983-84 | 4 | 14,825 | 8,29,964 | 19,800 | 24,995 | 95,899 | 35,172 |
| 2 | ठाणे | 1982-83 | 1 | 1,755 | 133 | 24,644 | 405 | 3,949 | 204 |
| | | 1983-84 | 1 | 1,814 | 133 | 26,679 | 474 | 4,583 | 118 |
| 3 | रायगड | 1982-83 | 1 | 947 | 274 | 10,941 | 138 | 1,572 | 19 |
| | | 1983-84 | 1 | 1,006 | 273 | 17,536 | 149 | 1,914 | .. |
| 4 | रत्नागिरी | 1982-83 | 1 | 1,033 | 124 | 1,15,081 | 324 | 2,020 | 9 |
| | | 1983-84 | 1 | 663 | 60 | 10,823 | 223 | 1,662 | 7 |
| 5 | सिंधुदुर्ग | 1982-83 | N.A.S. | N.A.S. | N.A.S. | N.A.S. | N.A.S. | N.A.S. | N.A.S. |
| | | 1983-84 | 1 | 363 | 66 | .. | 154 | 866 | 7 |
| 6 | नाशिक | 1982-83 | 1 | 2,368 | 1,771 | 7,178 | 597 | 4,648 | 1,858 |
| | | 1983-84 | 1 | 2,634 | 1,772 | 8,486 | 674 | 5,492 | 1,602 |
| 7 | धुळे | 1982-83 | 1 | 2,236 | 1 | 1,067 | 510 | 2,104 | 1,219 |
| | | 1983-84 | 1 | 2,271 | 1 | 1,887 | 547 | 2,403 | 1,332 |
| 8 | जळगांव | 1982-83 | 1 | 2,066 | 2,704 | 1,206 | 818 | 5,388 | 1,155 |
| | | 1983-84 | 1 | 2,175 | 2,705 | 3,048 | 885 | 6,142 | 863 |
| 9 | अहमदनगर | 1982-83 | 1 | 1,948 | 1,652 | .. | 1,171 | 6,779 | 4,265 |
| | | 1983-84 | 1 | 2,039 | 1,644 | .. | 1,344 | 8,022 | 2,797 |
| 10 | पुणे | 1982-83 | 1 | 2,735 | 3,364 | .. | 930 | 7,267 | 2 |
| | | 1983-84 | 1 | 2,877 | 3,324 | .. | 1,021 | 8,822 | 3 |
| 11 | सातारा | 1982-83 | 1 | 1,658 | 1,838 | 51,186 | 633 | 5,005 | 361 |
| | | 1983-84 | 1 | 1,979 | 1,822 | 42,034 | 687 | 5,753 | 321 |
| 12 | सांगली | 1982-83 | 1 | 1,310 | 399 | 13,070 | 552 | 5,331 | 1,473 |
| | | 1983-84 | 1 | 1,389 | 397 | 10,256 | 595 | 5,700 | 650 |
| 13 | सोलापूर | 1982-83 | 2 | 2,598 | 3,191 | 12,300 | 743 | 3,688 | 1,670 |
| | | 1983-84 | 2 | 2,708 | 3,168 | 14,721 | 878 | 4,609 | 996 |
| 14 | कोल्हापूर | 1982-83 | 1 | 2,589 | 769 | 29,717 | 842 | 6,462 | 1,328 |
| | | 1983-84 | 1 | 2,697 | 762 | 34,286 | 1,001 | 7,092 | 220 |
| 15 | औरंगाबाद | 1982-83 | 1 | 1,519 | 63 | .. | 538 | 2,261 | 1,098 |
| | | 1983-84 | 1 | 1,052 | 61 | .. | 439 | 1,780 | 1,215 |
| 16 | जालना | 1982-83 | N.A.S. | N.A.S. | N.A.S. | N.A.S. | N.A.S. | N.A.S. | N.A.S. |
| | | 1983-84 | 1 | 524 | 3 | .. | 153 | 744 | 363 |
| 17 | परभणी | 1982-83 | 1 | 1,353 | 27 | .. | 554 | 1,727 | 482 |
| | | 1983-84 | 1 | 1,368 | 27 | .. | 579 | 1,696 | 1,294 |
| 18 | बीड | 1982-83 | 1 | 1,140 | 124 | 1 | 298 | 1,399 | 577 |
| | | 1983-84 | 1 | 1,227 | 124 | .. | 347 | 1,354 | 666 |
| 19 | नांदेड | 1982-83 | 1 | 1,277 | 114 | .. | 352 | 1,817 | 494 |
| | | 1983-84 | 1 | 1,330 | 113 | 1 | 399 | 1,994 | 1,229 |
| 20 | उस्मानाबाद | 1982-83 | 1 | 1,540 | 1 | 14,853 | 510 | 2,455 | 195 |
| | | 1983-84 | 1 | 1,572 | 1 | 17,450 | 539 | 2,539 | 501 |
| 21 | लातूर | 1982-83 | N.A.S. | N.A.S. | N.A.S. | N.A.S. | N.A.S. | N.A.S. | N.A.S. |
| | | 1983-84 | .. | .. | .. | .. | .. | .. | .. |
| 22 | बुलढाणा | 1982-83 | 1 | 1,032 | 1,364 | 1,104 | 373 | 1,322 | 992 |
| | | 1983-84 | 1 | 1,039 | 1,363 | 1,409 | 413 | 1,670 | 1,049 |

RURAL DEVELOPMENT AND CO-OPERATION

TABLE No. 16-1 (16.1)

Operation of agricultural and non-agricultural credit apex and central institutions

(रकम लाख रुपयांत)
(Amount in lakh Rs.)

| क्षेत्रे भांडवल | एकूण गुंतवणूक | नवीन कर्ज | कर्ज वसुली | येणे कर्ज Loans outstanding | | धकताकी Overdues | | District |
|--------------------|----------------------|-------------------|------------|--------------------------------|------------|--------------------|---|----------------|
| | | | | संस्था | व्यक्तीगत | कर्ज | नवीकरण न केलेल्या पतकर्जाचा अधिकर्ष | |
| Working Capital | Total Investments | Fresh advances | Recoveries | Societies | Individual | Loans | Unrenewed cash credit overdrafts | (2) |
| (11) | (12) | (13) | (14) | (15) | (16) | (17) | (18) | (2) |
| 1,45,361 | 25,164 | 2,28,081 | 2,10,141 | 76,551 | 27,827 | 4,621 | 289 | Greater Bombay |
| 1,72,519 | 31,150 | 2,12,018 | 2,13,476 | 62,128 | 30,807 | 4,627 | 320 | |
| 4,767 | 229 | 6,230 | 5,436 | 2,459 | 121 | 142 | 42 | Thane |
| 5,581 | 287 | 6,673 | 8,008 | 1,143 | 151 | 228 | 17 | |
| 1,857 | 452 | 1,917 | 1,709 | 1,032 | 148 | 230 | 90 | Raigad |
| 2,199 | 726 | 2,067 | 2,479 | 584 | 184 | 238 | 45 | |
| 2,691 | 62 | 2,496 | 2,307 | 950 | 556 | 321 | 9 | Ratnagiri |
| 2,152 | 35 | 1,317 | 1,802 | 292 | 360 | 250 | 17 | |
| N.A.S. | N.A.S. | N.A.S. | N.A.S. | N.A.S. | N.A.S. | N.A.S. | N.A.S. | Sindhudurg |
| 1,176 | 5 | 999 | 924 | 260 | 193 | 42 | 104 | |
| 7,501 | 97 | 15,174 | 14,012 | 5,326 | 143 | 874 | 16 | Nashik |
| 8,288 | 96 | 16,459 | 16,072 | 5,687 | 169 | 1,115 | 22 | |
| 3,916 | 86 | 6,216 | 5,438 | 2,732 | 96 | 797 | 34 | Dhule |
| 4,391 | 108 | 6,604 | 6,396 | 2,928 | 145 | 840 | 20 | |
| 7,645 | 247 | 24,461 | 23,805 | 5,241 | 103 | 1,219 | 37 | Jalgaon |
| 8,145 | 244 | 12,638 | 12,345 | 5,488 | 149 | 1,519 | 49 | |
| 12,859 | 221 | 22,396 | 19,620 | 9,822 | 252 | 960 | 7 | Ahmadnagar |
| 12,907 | 214 | 23,868 | 24,105 | 9,289 | 301 | 1,139 | 20 | |
| 8,651 | 118 | 12,023 | 10,929 | 5,215 | 498 | 448 | 50 | Pune |
| 10,587 | 106 | 5,121 | 13,360 | 5,153 | 491 | 571 | 51 | |
| 6,526 | 224 | 12,275 | 11,623 | 4,363 | 224 | 354 | 48 | Satara |
| 7,340 | 223 | 11,634 | 12,594 | 3,355 | 272 | 338 | 54 | |
| 7,702 | 159 | 15,381 | 14,321 | 5,342 | 377 | 447 | 14 | Sangli |
| 7,419 | 161 | 16,405 | 16,811 | 4,899 | 415 | 539 | 29 | |
| 6,385 | 112 | 12,934 | 11,921 | 4,677 | 102 | 985 | 85 | Solapur |
| 6,826 | 122 | 18,068 | 17,976 | 4,726 | 143 | 1,068 | 94 | |
| 9,212 | 106 | 21,233 | 19,137 | 6,824 | 129 | 164 | 231 | Kolhapur |
| 8,962 | 92 | 24,226 | 25,121 | 5,917 | 139 | 214 | 213 | |
| 4,156 | 84 | 9,355 | 8,694 | 2,882 | 193 | 1,151 | 14 | Aurangabad |
| 3,615 | 69 | 5,255 | 5,511 | 2,562 | 218 | 921 | 17 | |
| N.A.S. | N.A.S. | N.A.S. | N.A.S. | N.A.S. | N.A.S. | N.A.S. | N.A.S. | Jalna |
| 1,400 | 218 | 2,867 | 2,662 | 956 | 68 | 488 | 4 | |
| 2,943 | 49 | 7,171 | 7,116 | 1,970 | 43 | 923 | 32 | Parbhani |
| 3,664 | 55 | 5,001 | 4,453 | 2,511 | 51 | 991 | 52 | |
| 2,397 | 96 | 2,915 | 2,398 | 1,609 | 24 | 727 | 26 | Beed |
| 2,531 | 97 | 3,270 | 3,135 | 1,738 | 29 | 700 | 12 | |
| 2,785 | 77 | 7,065 | 4,967 | 1,994 | 28 | 652 | 43 | Nanded |
| 3,791 | 95 | 6,769 | 4,987 | 2,750 | 53 | 645 | 40 | |
| 3,460 | 97 | 2,773 | 2,727 | 1,795 | 47 | 967 | 36 | Osmanabad |
| 3,980 | 102 | 3,913 | 3,177 | 2,523 | 55 | 1,004 | 78 | |
| N.A.S. | N.A.S. | N.A.S. | N.A.S. | N.A.S. | N.A.S. | N.A.S. | N.A.S. | Latur |
| 2,932 | 92 | 5,901 | 5,930 | 2,147 | 27 | 1,024 | 39 | Buldana |
| 3,310 | 78 | 4,219 | 3,945 | 2,406 | 42 | 862 | 57 | |

| (1) | (2) | (3) | (4) | (5) | (6) | (7) | (8) | (9) | (10) |
|-----|------------------|---------|--------|--------|----------|----------|--------|----------|--------|
| 23 | अकोला | 1982-83 | 1 | 1,135 | 1,126 | .. | 362 | 1,732 | 762 |
| | | 1983-84 | 1 | 1,137 | 1,126 | .. | 346 | 1,899 | 1,226 |
| 24 | अमरावती | 1982-83 | 1 | 1,031 | 1,394 | .. | 370 | 1,595 | 382 |
| | | 1983-84 | 1 | 1,043 | 1,394 | .. | 376 | 1,664 | 620 |
| 25 | यवतमाळ | 1982-83 | 1 | 900 | 1,195 | 7,340 | 578 | 2,267 | 985 |
| | | 1983-84 | 1 | 932 | 1,195 | 3,315 | 651 | 2,483 | 1,249 |
| 26 | वर्धा | 1982-83 | 1 | 597 | 99 | .. | 222 | 971 | 135 |
| | | 1983-84 | 1 | 601 | 98 | .. | 241 | 1,108 | 189 |
| 27 | नागपूर | 1982-83 | 1 | 1,542 | 164 | 64 | 384 | 1,681 | 100 |
| | | 1983-84 | 1 | 1,560 | 164 | 64 | 426 | 1,949 | 97 |
| 28 | भंडारा | 1982-83 | 1 | 1,171 | 109 | 1,761 | 224 | 888 | 33 |
| | | 1983-84 | 1 | 1,182 | 108 | 3,779 | 232 | 1,114 | 30 |
| 29 | चंद्रपूर | 1982-83 | 1 | 1,144 | 475 | 241 | 194 | 1,299 | 67 |
| | | 1983-84 | 1 | 1,159 | 473 | .. | 214 | 1,588 | 84 |
| 30 | मडचिरोली | 1982-83 | N.A.S. | N.A.S. | N.A.S. | N.A.S. | N.A.S. | N.A.S. | N.A.S. |
| | | 1983-84 | N.A.S. | N.A.S. | N.A.S. | N.A.S. | N.A.S. | N.A.S. | N.A.S. |
| | महाराष्ट्र राज्य | 1982-83 | 30 | 51,225 | 8,27,930 | 3,89,839 | 35,447 | 1,45,904 | 65,702 |
| | | 1983-84 | 32 | 55,166 | 8,52,341 | 2,15,534 | 38,982 | 1,82,541 | 53,900 |

N.A.S.—पुनर्रचित जिल्ह्यासाठी वेगळी माहिती उपलब्ध नाही.
आधार.—सहकार आयुक्त आणि निबंधक, सहकारी संस्था, महाराष्ट्र शासन, पुणे.

TABLE No. 16-1 (16.1)—contd.

| (11) | (12) | (13) | (14) | (15) | (16) | (17) | (18) | (2) |
|----------|--------|----------|----------|----------|--------|--------|--------|-------------------|
| 3,125 | 92 | 7,711 | 7,553 | 2,225 | 27 | 1,311 | 12 | Akola |
| 3,729 | 87 | 5,185 | 4,649 | 2,746 | 42 | 1,629 | 11 | |
| 2,582 | 51 | 7,283 | 7,399 | 1,744 | 5 | 1,141 | 14 | Amravati |
| 2,780 | 47 | 4,665 | 4,520 | 1,888 | 6 | 1,197 | 13 | |
| 4,081 | 94 | 9,933 | 9,947 | 2,811 | 56 | 1,354 | 28 | Yavatmal |
| 4,629 | 101 | 6,255 | 5,540 | 3,504 | 78 | 1,547 | 14 | |
| 1,515 | 24 | 5,237 | 5,232 | 939 | 9 | 512 | 6 | Wardha |
| 1,681 | 23 | 4,159 | 4,018 | 1,074 | 14 | 688 | 8 | |
| 2,393 | 671 | 3,125 | 3,101 | 1,361 | 39 | 732 | 56 | Nagpur |
| 2,665 | 679 | 3,027 | 2,953 | 1,446 | 18 | 761 | 41 | |
| 1,270 | 30 | 1,222 | 1,110 | 703 | 46 | 294 | 17 | Bhandara |
| 1,527 | 30 | 1,505 | 1,400 | 768 | 87 | 264 | 15 | |
| 1,685 | 27 | 1,992 | 1,876 | 921 | 24 | 367 | 16 | Chandrapur |
| 2,041 | 22 | 1,904 | 1,873 | 944 | 33 | 491 | 16 | |
| N.A.S. | N.A.S. | N.A.S. | N.A.S. | N.A.S. | N.A.S. | N.A.S. | N.A.S. | Gadchiroli |
| N.A.S. | N.A.S. | N.A.S. | N.A.S. | N.A.S. | N.A.S. | N.A.S. | N.A.S. | |
| 2,60,397 | 28,761 | 4,52,500 | 4,18,449 | 1,53,635 | 31,144 | 22,717 | 1,291 | Maharashtra State |
| 2,99,832 | 35,272 | 4,16,091 | 4,24,292 | 1,39,665 | 34,713 | 24,916 | 1,433 | |

Not available Separately for reorganised districts.

Source.—Commissioner for Co-operation and Registrar, Co-operative Societies, Government of Maharashtra, Pune.

16. ग्रामविकास व सहकार/RURAL DEVELOPMENT AND CO-OPERATION

तक्ता क्रमांक/TABLE No. 16.2 (16.2)

कृषि पत व बहुउद्देशीय संस्थांचे कार्य/Operation of agricultural credit and multipurpose societies

(रक्कम लाख रक्कमत/Amount in lakh Rs.)

| अनुक्रमांक Serial No. | जिल्हा (2) | वर्ष Year | संस्थांची संख्या No. of Societies | सदस्य संख्या Membership ('000) | स्वीय भांडवल Owned capital | ठेवी Deposits | कर्जे Borrowings | खेळते भांडवल Working capital | नवीन कर्जे Fresh advances | कर्जेवसुली Recoveries | वेळे कर्जे Loans outstanding | पकवाकी Overdues | जिल्हा District |
|--------------------------|---------------|--------------|--------------------------------------|-----------------------------------|-------------------------------|------------------|---------------------|---------------------------------|------------------------------|--------------------------|---------------------------------|--------------------|--------------------|
| (1) | (2) | (3) | (4) | (5) | (6) | (7) | (8) | (9) | (10) | (11) | (12) | (13) | (2) |
| 1 | दुन्दुर्बरी | 1982-83 | 9 | 4 | 5 | 1 | .. | 7 | .. | .. | 1 | .. | Greater Bombay |
| | | 1983-84 | 9 | 3 | 5 | 1 | .. | 7 | 1 | 1 | 1 | .. | |
| 2 | ठाणे | 1982-83 | 438 | 166 | 252 | 25 | 361 | 730 | 129 | 112 | 257 | 142 | Thane |
| | | 1983-84 | 437 | 170 | 273 | 31 | 378 | 809 | 155 | 109 | 303 | 163 | |
| 3 | रायगड | 1982-83 | 504 | 140 | 157 | 1 | 271 | 405 | 90 | 108 | 234 | 177 | Raigad |
| | | 1983-84 | 504 | 141 | 167 | .. | 285 | 432 | 153 | 139 | 249 | 170 | |
| 4 | रत्नागिरी | 1982-83 | 360 | 153 | 154 | 7 | 163 | 392 | 176 | 137 | 208 | 60 | Ratnagiri |
| | | 1983-84 | 365 | 161 | 172 | 9 | 178 | 449 | 201 | 170 | 239 | 69 | |
| 5 | सिंधुदुर्ग | 1982-83 | 219 | 92 | 101 | 4 | 141 | 289 | 140 | 100 | 166 | 53 | Sindhudurg |
| | | 1983-84 | 219 | 95 | 122 | 4 | 207 | 385 | 219 | 148 | 237 | 56 | |
| 6 | नाशिक | 1982-83 | 804 | 293 | 1,499 | 18 | 3,091 | 4,713 | 2,963 | 2,357 | 3,576 | 1,337 | Nashik |
| | | 1983-84 | 807 | 299 | 1,660 | 20 | 3,762 | 5,498 | 2,931 | 2,266 | 4,242 | 1,787 | |
| 7 | धुळे | 1982-83 | 600 | 248 | 792 | 9 | 2,139 | 3,036 | 1,423 | 1,188 | 2,289 | 995 | Dhule |
| | | 1983-84 | 600 | 257 | 878 | 11 | 2,385 | 3,438 | 1,563 | 1,312 | 2,539 | 1,110 | |
| 8 | जळगाव | 1982-83 | 856 | 230 | 1,181 | 8 | 3,023 | 4,360 | 2,368 | 2,128 | 3,501 | 1,644 | Jalgaon |
| | | 1983-84 | 856 | 232 | 1,251 | 8 | 3,178 | 4,585 | 2,415 | 2,215 | 3,701 | 1,528 | |
| 9 | अहमदनगर | 1982-83 | 1,053 | 376 | 2,104 | 229 | 4,259 | 6,693 | 3,308 | 2,877 | 5,069 | 1,740 | Ahmadnagar |
| | | 1983-84 | 1,053 | 385 | 2,365 | 241 | 4,683 | 7,413 | 2,901 | 2,878 | 5,091 | 1,801 | |
| 10 | पुणे | 1982-83 | 810 | 260 | 976 | 10 | 2,081 | 3,213 | 1,911 | 1,292 | 2,552 | 740 | Pune |
| | | 1983-84 | 815 | 273 | 1,114 | 22 | 2,337 | 3,652 | 2,006 | 1,673 | 2,885 | 868 | |
| 11 | सातारा | 1982-83 | 756 | 258 | 689 | 5 | 1,482 | 2,258 | 1,186 | 995 | 1,625 | 488 | Satara |
| | | 1983-84 | 762 | 267 | 772 | 9 | 1,806 | 2,716 | 1,446 | 1,125 | 1,947 | 487 | |
| 12 | सांगली | 1982-83 | 520 | 225 | 827 | 39 | 2,207 | 3,146 | 2,019 | 1,954 | 2,300 | 448 | Sangli |
| | | 1983-84 | 519 | 232 | 919 | 39 | 2,591 | 3,613 | 2,236 | 1,859 | 2,677 | 514 | |
| 13 | सोलापूर | 1982-83 | 854 | 233 | 740 | 20 | 2,091 | 2,890 | 1,303 | 1,105 | 2,356 | 1,186 | Solapur |
| | | 1983-84 | 853 | 239 | 801 | 24 | 2,251 | 3,148 | 1,292 | 1,102 | 2,545 | 1,295 | |
| 14 | कोल्हापूर | 1982-83 | 888 | 350 | 2,005 | 518 | 2,753 | 5,802 | 3,386 | 3,369 | 3,586 | 593 | Kolhapur |
| | | 1983-84 | 895 | 371 | 2,250 | 561 | 3,024 | 6,424 | 3,709 | 3,320 | 3,975 | 708 | |
| 15 | औरंगाबाद | 1982-83 | 679 | 175 | 345 | 8 | 1,653 | 1,874 | 1,147 | 962 | 1,549 | 652 | Aurangabad |
| | | 1983-84 | 679 | 182 | 381 | 32 | 1,901 | 2,157 | 1,174 | 950 | 1,773 | 757 | |

| | | | | | | | | | | | | | | | |
|------------------|------------|----|----|---------|--------|-------|--------|-------|--------|--------|--------|--------|--------|--------|-------------------|
| 16 | जाळना | .. | .. | 1982-83 | 572 | 142 | 220 | 4 | 1,130 | 1,280 | 735 | 589 | 1,113 | 506 | Jalra |
| | | | | 1983-84 | 572 | 150 | 240 | 4 | 1,283 | 1,431 | 649 | 509 | 1,252 | 596 | |
| 17 | परभणी | .. | .. | 1982-83 | 884 | 212 | 395 | 28 | 1,338 | 1,783 | 847 | 945 | 1,406 | 559 | Parbhani |
| | | | | 1983-84 | 884 | 208 | 427 | 31 | 1,761 | 2,192 | 1,176 | 812 | 1,772 | 885 | |
| 18 | बीड | .. | .. | 1982-83 | 756 | 184 | 311 | 27 | 1,063 | 1,650 | 267 | 343 | 946 | 603 | Beed |
| | | | | 1983-84 | 756 | 191 | 343 | 30 | 1,329 | 1,963 | 607 | 350 | 1,203 | 598 | |
| 19 | नांदेड | .. | .. | 1982-83 | 959 | 215 | 459 | 36 | 1,544 | 2,034 | 693 | 933 | 1,302 | 593 | Nanded |
| | | | | 1983-84 | 954 | 233 | 509 | 93 | 2,103 | 2,753 | 1,630 | 797 | 2,135 | 515 | |
| 20 | उस्मानाबाद | .. | .. | 1982-83 | 448 | 124 | 213 | 16 | 630 | 845 | 250 | 285 | 587 | 381 | Osmanabad |
| | | | | 1983-84 | 448 | 128 | 232 | 15 | 763 | 1,112 | 419 | 326 | 680 | 356 | |
| 21 | लातूर | .. | .. | 1982-83 | 522 | 121 | 224 | 6 | 875 | 945 | 361 | 355 | 712 | 371 | Latur |
| | | | | 1983-84 | 522 | 124 | 239 | 6 | 1,064 | 1,105 | 494 | 373 | 832 | 353 | |
| 22 | बुलढाणा | .. | .. | 1982-83 | 575 | 212 | 400 | 18 | 2,141 | 2,564 | 1,080 | 1,089 | 1,971 | 879 | Buldana |
| | | | | 1983-84 | 574 | 214 | 430 | 18 | 2,393 | 2,488 | 904 | 832 | 2,044 | 1,229 | |
| 23 | अकोला | .. | .. | 1982-83 | 836 | 240 | 413 | 9 | 2,130 | 2,744 | 1,061 | 985 | 2,078 | 1,429 | Akola |
| | | | | 1983-84 | 836 | 244 | 439 | 9 | 2,525 | 3,103 | 1,292 | 740 | 2,631 | 1,605 | |
| 24 | अमरावती | .. | .. | 1982-83 | 666 | 226 | 420 | 53 | 1,672 | 2,467 | 1,080 | 1,277 | 1,587 | 1,093 | Amravati |
| | | | | 1983-84 | 665 | 231 | 450 | 60 | 1,898 | 2,624 | 663 | 584 | 1,665 | 996 | |
| 25 | यवतमाळ | .. | .. | 1982-83 | 543 | 235 | 586 | 51 | 2,800 | 3,851 | 1,708 | 1,631 | 2,565 | 1,060 | Yavatmal |
| | | | | 1983-84 | 526 | 243 | 663 | 50 | 3,592 | 4,740 | 1,902 | 1,297 | 3,169 | 1,466 | |
| 26 | वर्धा | .. | .. | 1982-83 | 406 | 108 | 217 | 6 | 813 | 1,028 | 490 | 552 | 844 | 519 | Wardha |
| | | | | 1983-84 | 406 | 108 | 227 | 6 | 930 | 1,131 | 533 | 448 | 930 | 654 | |
| 27 | नागपूर | .. | .. | 1982-83 | 598 | 148 | 231 | 17 | 967 | 1,465 | 342 | 393 | 977 | 774 | Nagpur |
| | | | | 1983-84 | 598 | 150 | 249 | 15 | 972 | 1,514 | 463 | 395 | 1,046 | 766 | |
| 28 | भंडारा | .. | .. | 1982-83 | 691 | 183 | 259 | 28 | 595 | 932 | 397 | 322 | 540 | 332 | Bhandara |
| | | | | 1983-84 | 689 | 191 | 283 | 30 | 628 | 984 | 478 | 432 | 585 | 299 | |
| 29 | चंद्रपूर | .. | .. | 1982-83 | 547 | 132 | 297 | 28 | 656 | 1,257 | 405 | 359 | 694 | 366 | Chandrapur |
| | | | | 1983-84 | 545 | 136 | 333 | 29 | 701 | 1,304 | 409 | 368 | 734 | 472 | |
| 30 | गडचिरोली | .. | .. | 1982-83 | 173 | 72 | 108 | 8 | 186 | 378 | 35 | 37 | 160 | 128 | Gadchiroli |
| | | | | 1983-84 | 173 | 77 | 120 | 8 | 201 | 404 | 54 | 44 | 170 | 130 | |
| महाराष्ट्र राज्य | | | | 1982-83 | 18,526 | 5,757 | 16,580 | 1,237 | 44,255 | 66,031 | 31,300 | 28,779 | 46,751 | 19,848 | Maharashtra State |
| | | | | 1983-84 | 18,521 | 5,935 | 18,314 | 1,416 | 51,109 | 73,574 | 34,075 | 27,574 | 53,252 | 22,233 | |

टीप—आकडे सक्षिप्तात लिहिल्यामुळे काही ठिकाणी बेरजा जुळणार नाहीत.

Note—Totals may not add up due to rounding.

भाषार.—सहकार आयुक्त आणि निबंधक, सहकारी संस्था, महाराष्ट्र शासन, पुणे.

Source.—Commissioner for Co-operation and Registrar, Co-operative Societies, Government of Maharashtra, Pune.

16. ग्रामविकास व सहकार/RURAL DEVELOPMENT AND CO-OPERATION

तबला क्रमांक/TABLE No. 16.3 (16.3)

बिगर कृषि पत संस्थांचे कार्य/Operation of non-agricultural credit societies

(रकम लाख रुपयात/Amount in lakh Rs.)

| अनुक्रमांक Serial No. | जिल्हा (2) | वर्ष Year | संस्थांची संख्या No. of Societies | सदस्य संख्या Membership ('000) | स्वीय भांडवल Owned capital | ठेवी Deposits | कर्ज Borrowings | खेळते भांडवल Working capital | नवीन कर्ज Fresh advances | कर्ज वसुली Recoveries | येजे कर्ज Loans outstanding | धकबाकी Overdues | जिल्हा District |
|--------------------------|---------------|--------------|--------------------------------------|-----------------------------------|-------------------------------|------------------|--------------------|---------------------------------|-----------------------------|--------------------------|--------------------------------|--------------------|--------------------|
| (1) | (2) | (3) | (4) | (5) | (6) | (7) | (8) | (9) | (10) | (11) | (12) | (13) | (2) |
| 1 | बृहस्पुर्वई | 1982-83 | 1,660 | 1,925 | 17,488 | 57,313 | 2,117 | 84,323 | 50,116 | 53,393 | 49,772 | 1,848 | Greater Bombay |
| | | 1983-84 | 1,711 | 2,224 | 18,717 | 69,777 | 2,493 | 99,380 | 54,701 | 49,614 | 55,684 | 2,512 | |
| 2 | ठाणे | 1982-83 | 328 | 228 | 1,801 | 4,720 | 409 | 7,454 | 4,947 | 4,013 | 4,001 | 396 | Thane |
| | | 1983-84 | 352 | 242 | 2,034 | 6,013 | 118 | 9,207 | 4,756 | 4,022 | 4,570 | 477 | |
| 3 | रायगड | 1982-83 | 104 | 70 | 350 | 1,097 | 164 | 1,790 | 1,661 | 1,512 | 1,222 | 150 | Raigad |
| | | 1983-84 | 113 | 77 | 438 | 1,429 | 177 | 2,291 | 2,385 | 1,913 | 1,619 | 144 | |
| 4 | रत्नागिरी | 1982-83 | 43 | 57 | 199 | 847 | 15 | 1,147 | 1,367 | 1,250 | 800 | 65 | Ratnagiri |
| | | 1983-84 | 44 | 63 | 233 | 971 | 28 | 1,339 | 1,553 | 1,444 | 904 | 74 | |
| 5 | सिंधुदुर्ग | 1982-83 | 22 | 8 | 32 | 70 | 3 | 116 | 95 | 84 | 68 | 7 | Sindhudurg |
| | | 1983-84 | 25 | 10 | 41 | 93 | 11 | 157 | 128 | 104 | 92 | 8 | |
| 6 | नाशिक | 1982-83 | 212 | 161 | 1,100 | 3,169 | 361 | 5,029 | 8,332 | 7,818 | 3,374 | 303 | Nashik |
| | | 1983-84 | 218 | 174 | 1,412 | 3,945 | 683 | 6,503 | 9,876 | 9,054 | 4,195 | 435 | |
| 7 | धुळे | 1982-83 | 129 | 78 | 511 | 1,578 | 121 | 2,613 | 4,079 | 3,956 | 1,936 | 136 | Dhule |
| | | 1983-84 | 137 | 84 | 600 | 1,906 | 316 | 3,182 | 4,810 | 4,488 | 2,268 | 171 | |
| 8 | जळगाव | 1982-83 | 113 | 108 | 627 | 2,307 | 122 | 3,873 | 4,708 | 3,816 | 2,841 | 137 | Jalgaon |
| | | 1983-84 | 117 | 129 | 756 | 3,286 | 258 | 4,886 | 6,838 | 6,160 | 3,520 | 170 | |
| 9 | अहमदनगर | 1982-83 | 171 | 130 | 1,062 | 2,837 | 500 | 5,250 | 6,543 | 6,021 | 3,546 | 374 | Ahmadnagar |
| | | 1983-84 | 184 | 138 | 1,315 | 3,247 | 549 | 5,941 | 8,658 | 8,015 | 3,752 | 435 | |
| 10 | पुणे | 1982-83 | 487 | 401 | 3,059 | 12,605 | 364 | 18,216 | 11,576 | 6,702 | 11,086 | 699 | Pune |
| | | 1983-84 | 528 | 466 | 4,014 | 15,305 | 765 | 22,485 | 14,764 | 11,650 | 12,832 | 1,706 | |
| 11 | सातारा | 1982-83 | 154 | 125 | 946 | 3,089 | 252 | 4,788 | 6,129 | 5,450 | 3,061 | 222 | Satara |
| | | 1983-84 | 174 | 143 | 1,166 | 3,582 | 287 | 5,746 | 4,499 | 4,718 | 3,681 | 464 | |
| 12 | सांगली | 1982-83 | 236 | 158 | 842 | 4,735 | 342 | 6,617 | 7,145 | 6,436 | 4,373 | 354 | Sangli |
| | | 1983-84 | 248 | 170 | 987 | 5,658 | 425 | 8,066 | 16,312 | 15,165 | 5,382 | 443 | |
| 13 | सोलापूर | 1982-83 | 275 | 158 | 906 | 3,561 | 124 | 5,112 | 16,786 | 15,850 | 3,379 | 265 | Solapur |
| | | 1983-84 | 289 | 178 | 1,001 | 3,775 | 148 | 5,723 | 19,640 | 18,685 | 3,777 | 266 | |
| 14 | कोल्हापूर | 1982-83 | 438 | 362 | 1,890 | 8,811 | 452 | 13,303 | 13,902 | 14,252 | 7,762 | 635 | Kolhapur |
| | | 1983-84 | 471 | 439 | 2,492 | 10,929 | 964 | 15,610 | 14,260 | 10,061 | 9,972 | 792 | |
| 15 | औरंगाबाद | 1982-83 | 119 | 26 | 199 | 94 | 340 | 673 | 783 | 604 | 486 | 20 | Aurangabad |
| | | 1983-84 | 133 | 34 | 238 | 123 | 402 | 804 | 892 | 873 | 596 | 18 | |

| | | | | | | | | | | | | | | | |
|------------------|------------|----|----|---------|-------|-------|--------|----------|--------|----------|----------|----------|----------|-------|-------------------|
| 16 | जालना | .. | .. | 1982-83 | 28 | 10 | 56 | 184 | 2 | 327 | 670 | 666 | 180 | 4 | Jalna |
| | | | | 1983-84 | 31 | 15 | 69 | 212 | 120 | 460 | 1,945 | 1,793 | 291 | 9 | |
| 17 | परभणी | .. | .. | 1982-83 | 64 | 22 | 87 | 402 | 170 | 756 | 573 | 928 | 295 | 26 | Parbhani |
| | | | | 1983-84 | 68 | 24 | 118 | 360 | 232 | 775 | 682 | 385 | 534 | 49 | |
| 18 | बीद | .. | .. | 1982-83 | 76 | 17 | 87 | 294 | 54 | 521 | 436 | 380 | 229 | 28 | Beed |
| | | | | 1983-84 | 82 | 17 | 182 | 237 | 175 | 765 | 866 | 544 | 492 | 46 | |
| 19 | नांदेड | .. | .. | 1982-83 | 96 | 6 | 66 | 80 | 114 | 271 | 765 | 679 | 230 | 7 | Nanded |
| | | | | 1983-84 | 103 | 20 | 121 | 136 | 153 | 327 | 1,107 | 994 | 286 | 10 | |
| 20 | उस्मानाबाद | .. | .. | 1982-83 | 56 | 23 | 108 | 276 | 53 | 485 | 528 | 530 | 315 | 40 | Osmanabad |
| | | | | 1983-84 | 59 | 27 | 144 | 396 | 114 | 725 | 615 | 479 | 487 | 65 | |
| 21 | लातूर | .. | .. | 1982-83 | 116 | 19 | 123 | 238 | 167 | 583 | 793 | 651 | 389 | 18 | Latur |
| | | | | 1983-84 | 117 | 18 | 176 | 273 | 202 | 783 | 678 | 492 | 583 | 55 | |
| 22 | बुलढाणा | .. | .. | 1982-83 | 147 | 36 | 237 | 815 | 362 | 1,525 | 4,864 | 4,645 | 1,107 | 113 | Buldana |
| | | | | 1983-84 | 147 | 33 | 281 | 1,013 | 400 | 1,864 | 5,130 | 4,981 | 1,240 | 158 | |
| 23 | अकोला | .. | .. | 1982-83 | 129 | 26 | 155 | 442 | 150 | 836 | 1,520 | 1,477 | 582 | 30 | Akola |
| | | | | 1983-84 | 128 | 31 | 174 | 631 | 249 | 1,219 | 1,254 | 793 | 847 | 39 | |
| 24 | अमरावती | .. | .. | 1982-83 | 142 | 28 | 159 | 324 | 77 | 633 | 404 | 236 | 399 | 35 | Amravati |
| | | | | 1983-84 | 145 | 31 | 199 | 407 | 140 | 835 | 549 | 246 | 569 | 29 | |
| 25 | यवतमाळ | .. | .. | 1982-83 | 107 | 15 | 75 | 120 | 82 | 302 | 330 | 270 | 217 | 17 | Yavatmal |
| | | | | 1983-84 | 108 | 16 | 89 | 141 | 99 | 365 | 300 | 239 | 257 | 16 | |
| 26 | वर्धा | .. | .. | 1982-83 | 66 | 23 | 89 | 223 | 59 | 436 | 348 | 274 | 276 | 47 | Wardha |
| | | | | 1983-84 | 68 | 18 | 95 | 278 | 76 | 546 | 328 | 276 | 340 | 57 | |
| 27 | नागपूर | .. | .. | 1982-83 | 330 | 226 | 682 | 1,434 | 141 | 2,564 | 8,314 | 8,133 | 1,761 | 74 | Nagpur |
| | | | | 1983-84 | 338 | 228 | 769 | 1,854 | 223 | 3,199 | 2,578 | 10,981 | 2,127 | 163 | |
| 28 | भंडारा | .. | .. | 1982-83 | 99 | 31 | 154 | 163 | 169 | 646 | 731 | 590 | 510 | 18 | Bhandara |
| | | | | 1983-84 | 103 | 33 | 194 | 338 | 169 | 789 | 770 | 683 | 597 | 20 | |
| 29 | चंद्रपूर | .. | .. | 1982-83 | 100 | 27 | 141 | 147 | 67 | 391 | 299 | 253 | 317 | 6 | Chandrapur |
| | | | | 1983-84 | 103 | 27 | 164 | 177 | 77 | 476 | 347 | 294 | 386 | 7 | |
| 30 | गडचिरोली | .. | .. | 1982-83 | 15 | 1 | 10 | 6 | 11 | 28 | 24 | 16 | 24 | .. | Gadchiroli |
| | | | | 1983-84 | 15 | 1 | 11 | 8 | 10 | 33 | 21 | 20 | 27 | .. | |
| महाराष्ट्र राज्य | | | | 1982-83 | 6,062 | 4,505 | 33,241 | 1,11,981 | 7,364 | 1,70,608 | 1,58,768 | 1,50,885 | 1,04,538 | 6,074 | Maharashtra State |
| | | | | 1983-84 | 6,359 | 5,110 | 38,230 | 1,36,500 | 10,063 | 2,04,531 | 1,81,242 | 1,69,166 | 1,21,907 | 8,837 | |

टीप-आकडे सक्षिप्तात लिहिल्यामुळे कांहीं ठिकाणी बेरजा जुळणार नाहीत.

Note—Totals may not add up due to rounding.

आधार.—सहकार आयुक्त व निबंधक, सहकारी संस्था, महाराष्ट्र शासन, पुणे.

Source.—Commissioner for Co-operation and Registrar, Co-operative Societies, Government of Maharashtra, Pune.

16. ग्रामविकास व सहकार/

तक्ता क्रमांक/

सहकारी पणन संस्थांचे कार्य/

| अनुक्रमांक Serial No. | जिल्हा | वर्ष Year | संस्थांची संख्या No. of societies | सदस्य संख्या Membership ('000 No.) | स्वीय भांडवल Owned capital | इतर कर्ज Other borrowings | खेळते भांडवल Working capital | नवीन कर्ज Fresh advances |
|-----------------------------|------------|--------------|---|--|----------------------------------|---------------------------------|------------------------------------|--------------------------------|
| (1) | (2) | (3) | (4) | (5) | (6) | (7) | (8) | (9) |
| 1 | बृहन्मुंबई | 1982-83 | 1 | 1 | 2,070 | 2,166 | 8,457 | .. |
| | | 1983-84 | 1 | 2 | 2,374 | 1,724 | 8,233 | .. |
| 2 | ठाणे | 1982-83 | 9 | 6 | 35 | 27 | 151 | .. |
| | | 1983-84 | 10 | 6 | 37 | 21 | 158 | .. |
| 3 | रायगड | 1982-83 | 14 | 6 | 28 | 41 | 183 | 38 |
| | | 1983-84 | 16 | 6 | 28 | 54 | 180 | 34 |
| 4 | रत्नागिरी | 1982-83 | 11 | 4 | 68 | 12 | 143 | .. |
| | | 1983-84 | 11 | 5 | 68 | 6 | 135 | .. |
| 5 | सिधुदुर्ग | 1982-83 | 9 | 5 | 33 | 5 | 84 | .. |
| | | 1983-84 | 9 | 5 | 39 | 3 | 94 | .. |
| 6 | नाशिक | 1982-83 | 24 | 33 | 283 | 110 | 602 | 1 |
| | | 1983-84 | 26 | 34 | 294 | 174 | 854 | 1 |
| 7 | घुळे | 1982-83 | 23 | 23 | 145 | 11 | 385 | 2 |
| | | 1983-84 | 28 | 25 | 145 | 30 | 306 | 41 |
| 8 | जळगाव | 1982-83 | 72 | 63 | 449 | 99 | 1,025 | 224 |
| | | 1983-84 | 75 | 63 | 480 | 192 | 1,019 | 560 |
| 9 | अहमदनगर | 1982-83 | 18 | 29 | 180 | 65 | 328 | 5 |
| | | 1983-84 | 18 | 29 | 180 | 69 | 365 | 21 |
| 10 | पुणे | 1982-83 | 29 | 24 | 152 | 44 | 520 | 25 |
| | | 1983-84 | 35 | 27 | 161 | 61 | 721 | 2 |
| 11 | सातारा | 1982-83 | 10 | 19 | 110 | 38 | 293 | 49 |
| | | 1983-84 | 11 | 20 | 118 | 63 | 393 | .. |
| 12 | सांगली | 1982-83 | 11 | 13 | 118 | 66 | 395 | .. |
| | | 1983-84 | 12 | 12 | 131 | 102 | 407 | .. |
| 13 | सेमलापूर | 1982-83 | 17 | 12 | 57 | 12 | 222 | .. |
| | | 1983-84 | 18 | 12 | 62 | 31 | 209 | .. |
| 14 | कोल्हापूर | 1982-83 | 19 | 93 | 575 | 156 | 1,355 | 6 |
| | | 1983-84 | 20 | 99 | 656 | 98 | 1,419 | .. |
| 15 | औरंगाबाद | 1982-83 | 14 | 17 | 74 | 57 | 255 | 38 |
| | | 1983-84 | 14 | 20 | 82 | 115 | 217 | 75 |
| 16 | जालना | 1982-83 | 5 | 9 | 24 | 11 | 109 | 4 |
| | | 1983-84 | 5 | 9 | 25 | 40 | 200 | 67 |
| 17 | परभणी | 1982-83 | 9 | 5 | 44 | 24 | 190 | .. |
| | | 1983-84 | 9 | 5 | 46 | 80 | 230 | .. |
| 18 | बीड | 1982-83 | 9 | 7 | 33 | 33 | 115 | .. |
| | | 1983-84 | 9 | 8 | 37 | 5 | 114 | .. |
| 19 | नांदेड | 1982-83 | 15 | 28 | 110 | 38 | 603 | .. |
| | | 1983-84 | 15 | 28 | 106 | 67 | 454 | 10 |
| 20 | उस्मानाबाद | 1982-83 | 5 | 2 | 17 | 5 | 28 | .. |
| | | 1983-84 | 6 | 2 | 15 | 14 | 48 | .. |
| 21 | लातूर | 1982-83 | 6 | 7 | 34 | 15 | 208 | .. |
| | | 1983-84 | 6 | 8 | 34 | 61 | 195 | .. |
| 22 | बुलढाणा | 1982-83 | 18 | 20 | 152 | 39 | 580 | 20 |
| | | 1983-84 | 18 | 21 | 176 | 64 | 468 | .. |
| 23 | अकोला | 1982-83 | 18 | 29 | 139 | 18 | 496 | .. |
| | | 1983-84 | 18 | 30 | 172 | 52 | 505 | .. |

RURAL DEVELOPMENT AND CO-OPERATION

TABLE No. 16.4 (16.4)

Operations of co-operative marketing societies

(रकम लाख रुपयात)
(Amount in lakh Rs.)

| कर्जवसुली | येणे कर्ज | स्थिर मत्ता | इतर मत्ता | मिळालेल्या मालाची किमत | विक्री मालाची किमत | वर्षभरचे शिल्लक माल | वर्षातील नफा, तोटा (-) Profit, loss (-) for the year | District |
|------------|-------------|--------------|--------------|-------------------------|---------------------|--------------------------------|--|----------------|
| Recoveries | Outstanding | Fixed assets | Other assets | Value of goods received | Value of goods sold | Stock at the close of the year | | (2) |
| (10) | (11) | (12) | (13) | (14) | (15) | (16) | (17) | |
| .. | .. | 259 | 5,861 | 55,671 | 60,558 | 2,337 | 22 | Greater Bombay |
| .. | .. | 568 | 5,750 | 33,284 | 54,843 | 1,908 | 15 | |
| .. | .. | 17 | 102 | 553 | 576 | 33 | 3 | Thane |
| .. | .. | 18 | 111 | 579 | 660 | 29 | 1 | |
| 34 | 19 | 6 | 144 | 296 | 237 | 13 | (-)5 | Raigad |
| 36 | 12 | 8 | 147 | 357 | 384 | 13 | (-)4 | |
| .. | .. | 5 | 111 | 471 | 537 | 26 | 3 | Ratnagiri |
| .. | .. | 5 | 99 | 548 | 575 | 31 | 3 | |
| .. | .. | 8 | 51 | 440 | 366 | 26 | 2 | Sindhudurg |
| .. | .. | 10 | 59 | 465 | 539 | 25 | 6 | |
| 1 | 1 | 141 | 280 | 3,125 | 2,735 | 179 | 10 | Nashik |
| .. | 2 | 198 | 468 | 3,342 | 3,366 | 221 | 8 | |
| 3 | 7 | 58 | 230 | 1,963 | 1,599 | 91 | (-)3 | Dhule |
| 20 | 9 | 58 | 161 | 1,426 | 1,572 | 78 | (-)16 | |
| 446 | 165 | 218 | 440 | 5,103 | 4,471 | 202 | 8 | Jalgaon |
| 552 | 169 | 245 | 392 | 2,853 | 3,368 | 212 | (-)15 | |
| 3 | 26 | 61 | 164 | 1,211 | 1,369 | 76 | -14 | Ahmadnagar |
| 3 | 97 | 72 | 129 | 1,286 | 1,306 | 67 | (-)10 | |
| 3 | 72 | 70 | 312 | 947 | 1,199 | 65 | 6 | Pune |
| 1 | 20 | 75 | 580 | 1,330 | 1,394 | 52 | 6 | |
| 49 | 7 | 62 | 157 | 1,461 | 1,366 | 67 | 2 | Satara |
| .. | 5 | 79 | 220 | 1,718 | 1,755 | 89 | 4 | |
| .. | 8 | 63 | 159 | 1,331 | 1,392 | 166 | (-)4 | Sangli |
| .. | 55 | 92 | 113 | 1,161 | 2,106 | 147 | (-)3 | |
| .. | 4 | 17 | 175 | 758 | 648 | 26 | (-)1 | Solapur |
| .. | 4 | 21 | 139 | 540 | 627 | 45 | 10 | |
| 5 | 25 | 200 | 651 | 16,419 | 6,956 | 479 | 29 | Kolhapur |
| 2 | 14 | 218 | 775 | 17,054 | 9,776 | 412 | 35 | |
| 36 | 31 | 50 | 93 | 1,880 | 1,140 | 81 | (-)2 | Aurangabad |
| 39 | 66 | 58 | 109 | 971 | 1,251 | 67 | 2 | |
| .. | 10 | 13 | 61 | 1,843 | 1,904 | 26 | 2 | Jalna |
| 71 | 9 | 18 | 69 | 268 | 245 | 21 | 1 | |
| .. | .. | 8 | 153 | 2,792 | 1,867 | 29 | 1 | Parbhani |
| .. | 2 | 7 | 168 | 265 | 520 | 52 | .. | |
| .. | .. | 11 | 76 | 458 | 292 | 27 | 11 | Beed |
| .. | .. | 10 | 77 | 192 | 215 | 28 | (-)1 | |
| .. | .. | 57 | 326 | 3,141 | 1,409 | 221 | 1 | Nanded |
| .. | .. | 64 | 215 | 879 | 1,185 | 186 | (-)1 | |
| .. | .. | 2 | 20 | 150 | 121 | 6 | -1 | Osmanabad |
| .. | .. | 3 | 24 | 182 | 187 | 9 | 1 | |
| .. | .. | 8 | 63 | 400 | 415 | 136 | .. | Latur |
| .. | .. | 12 | 151 | 219 | 185 | 32 | (-)4 | |
| 20 | 2 | 88 | 948 | 3,607 | 2,067 | 142 | 1 | Buldana |
| .. | 4 | 98 | 279 | 776 | 2,000 | 87 | (-)23 | |
| .. | .. | 77 | 301 | 7,091 | 2,712 | 118 | (-)1 | Akola |
| 1 | 11 | 96 | 285 | 1,211 | 1,223 | 113 | (-)22 | |

| (1) | (2) | (3) | (4) | (5) | (6) | (7) | (8) | (9) |
|-----|------------------|---------|-----|-----|-------|-------|--------|-----|
| 24 | अमरावती | 1982-83 | 22 | 28 | 131 | 36 | 482 | 6 |
| | | 1983-84 | 20 | 17 | 113 | 19 | 361 | 3 |
| 25 | यवतमाळ | 1982-83 | 15 | 19 | 118 | 3 | 625 | 1 |
| | | 1983-84 | 15 | 21 | 128 | 15 | 503 | 1 |
| 26 | बर्घा | 1982-83 | 19 | 11 | 112 | 11 | 442 | .. |
| | | 1983-84 | 19 | 8 | 121 | 21 | 411 | .. |
| 27 | नागपूर | 1982-83 | 23 | 13 | 956 | 576 | 1,988 | 1 |
| | | 1983-84 | 23 | 15 | 1,115 | 139 | 1,717 | .. |
| 28 | भंडारा | 1982-83 | 13 | 10 | 79 | 31 | 161 | .. |
| | | 1983-84 | 14 | 11 | 87 | 51 | 198 | .. |
| 29 | चंद्रपूर | 1982-83 | 13 | 6 | 50 | 30 | 215 | .. |
| | | 1983-84 | 13 | 7 | 60 | 32 | 207 | .. |
| 30 | गडचिरोली | 1982-83 | 7 | 4 | 20 | 7 | 35 | .. |
| | | 1983-84 | 7 | 3 | 21 | 5 | 39 | .. |
| | महाराष्ट्र राज्य | 1982-83 | 478 | 546 | 6,396 | 3,786 | 20,675 | 420 |
| | | 1983-84 | 501 | 558 | 7,111 | 3,408 | 20,350 | 815 |

टीप :- भाकडे संक्षिप्तात लिहिल्यामुळे काही ठिकाणी बेरजा जुळणार नाहीत.
 भाधार :- सहकार आयुक्त आणि निबंधक, सहकारी संस्था, महाराष्ट्र शासन, पुणे

TABLE No. 16-4—contd.

| (10) | (11) | (12) | (13) | (14) | (15) | (16) | (17) | (2) |
|------|-------|-------|--------|----------|----------|-------|-------|-------------------|
| 5 | 4 | 53 | 242 | 6,938 | 1,081 | 183 | 3 | Amravati |
| 1 | 1 | 61 | 183 | 1,539 | 1,978 | 115 | (-)8 | |
| 114 | 1 | 45 | 372 | 9,863 | 10,751 | 207 | 3 | Yavatmal |
| .. | 1 | 54 | 315 | 1,819 | 4,901 | 134 | 1 | |
| .. | 2 | 56 | 234 | 5,600 | 748 | 150 | 5 | Wardha |
| .. | .. | 60 | 239 | 1,107 | 3,989 | 112 | (-)3 | |
| 2 | 825 | 254 | 368 | 4,342 | 3,714 | 541 | 34 | Nagpur |
| .. | 469 | 245 | 474 | 1,980 | 5,246 | 529 | 62 | |
| .. | .. | 30 | 81 | 379 | 473 | 50 | -2 | Bhandara |
| .. | .. | 33 | 90 | 707 | 717 | 77 | (-)2 | |
| .. | 15 | 17 | 103 | 1,569 | 1,473 | 80 | .. | Chandrapur |
| .. | 14 | 21 | 103 | 607 | 1,382 | 67 | (-)1 | |
| .. | 1 | 7 | 15 | 63 | 68 | 12 | -2 | Gadchiroli |
| .. | .. | 4 | 22 | 81 | 97 | 13 | (-)2 | |
| 721 | 1,225 | 1,961 | 11,693 | 1,39,775 | 1,14,244 | 5,795 | 111 | Maharashtra State |
| 726 | 965 | 2,471 | 11,946 | 78,746 | 1,07,592 | 4,971 | 40 | |

Note.—Totals may not add up due to rounding.

Source.—Commissioner for Co-operation and Registrar Co-operative Societies, Government of Maharashtra, Pune.

16. ग्रामविकास व सहकारे/

तक्ता क्रमांक/

सहकारी उत्पादक संस्थांचे कार्य/

| अनुक्रमांक Serial No. | जिल्हा | संस्थांची संख्या No. of Societies | | सदस्य संख्या Membership (000) | | स्वीय भांडवल Owned capital | | कर्ज borrowings | | चलते भांडवल Working capital | | नवीन कर्ज Fresh advances | |
|-----------------------------|------------|---|--------|-------------------------------------|-------|----------------------------------|--------|--------------------|--------|-----------------------------------|----------|--------------------------------|-------|
| | | (a) | (b) | (a) | (b) | (a) | (b) | (a) | (b) | (a) | (b) | (a) | (b) |
| (i) | (2) | (3) | (4) | (5) | (6) | (7) | (8) | (9) | (10) | (11) | (12) | (13) | (14) |
| 1 | मुहम्बई | 192 | 197 | 27 | 27 | 1,027 | 994 | 514 | 691 | 2,233 | 2,424 | 55 | 63 |
| 2 | ठाणे | 484 | 500 | 79 | 77 | 958 | 974 | 540 | 1,106 | 1,647 | 1,787 | 118 | 201 |
| 3 | रायगड | 289 | 271 | 46 | 47 | 346 | 392 | 229 | 261 | 955 | 1,082 | 104 | 59 |
| 4 | रत्नागिरी | 173 | 173 | 36 | 40 | 159 | 177 | 219 | 225 | 505 | 539 | 19 | 27 |
| 5 | सिंधुदुर्ग | 92 | 101 | 24 | 26 | 208 | 268 | 85 | 114 | 406 | 360 | 17 | 18 |
| 6 | नाशिक | 715 | 772 | 128 | 140 | 3,463 | 3,789 | 3,376 | 3,686 | 9,565 | 10,339 | 24 | 97 |
| 7 | धुळे | 1,020 | 1,067 | 130 | 136 | 1,945 | 1,977 | 1,729 | 1,917 | 5,042 | 5,439 | 204 | 96 |
| 8 | जळगाव | 1,113 | 1,163 | 122 | 149 | 2,826 | 2,927 | 3,162 | 3,143 | 6,105 | 6,120 | 65 | 86 |
| 9 | अहमदनगर | 717 | 786 | 160 | 172 | 8,354 | 8,444 | 8,675 | 8,858 | 25,044 | 25,410 | 6 | 19 |
| 10 | पुणे | 1,009 | 1,167 | 114 | 124 | 3,017 | 3,100 | 3,243 | 3,278 | 8,824 | 9,037 | 18 | 136 |
| 11 | सातारा | 1,034 | 1,145 | 158 | 173 | 3,597 | 3,790 | 4,874 | 4,972 | 12,776 | 13,270 | 16 | 10 |
| 12 | सांगली | 760 | 814 | 139 | 148 | 3,637 | 3,637 | 3,388 | 3,466 | 11,773 | 10,420 | 15 | 25 |
| 13 | सोलापूर | 1,147 | 1,305 | 131 | 150 | 5,643 | 6,690 | 5,561 | 7,808 | 12,381 | 15,780 | 2 | 1 |
| 14 | कोल्हापूर | 1,418 | 1,505 | 305 | 425 | 10,893 | 11,193 | 11,408 | 11,818 | 30,861 | 35,558 | 89 | 134 |
| 15 | बीरगावा | 451 | 488 | 77 | 81 | 2,010 | 2,022 | 3,303 | 3,422 | 5,298 | 5,471 | 27 | 19 |
| 16 | जालना | 156 | 172 | 29 | 38 | 410 | 430 | 127 | 210 | 575 | 635 | 3 | .. |
| 17 | परभणी | 254 | 312 | 56 | 57 | 1,882 | 2,029 | 2,645 | 3,268 | 4,330 | 5,040 | 19 | 11 |
| 18 | बीड | 526 | 587 | 51 | 54 | 1,605 | 1,594 | 2,413 | 2,420 | 3,659 | 3,780 | 24 | 27 |
| 19 | नांदेड | 477 | 547 | 63 | 67 | 1,036 | 1,053 | 1,914 | 1,736 | 2,696 | 2,779 | .. | 2 |
| 20 | उस्मानाबाद | 374 | 404 | 55 | 63 | 696 | 759 | 593 | 595 | 1,838 | 1,896 | 2 | .. |
| 21 | लातूर | 415 | 498 | 67 | 67 | 1,201 | 1,258 | 1,029 | 1,209 | 2,164 | 2,430 | 1 | 1 |
| 22 | बुलढाणा | 426 | 472 | 56 | 63 | 523 | 847 | 897 | 912 | 1,102 | 1,280 | 8 | 3 |
| 23 | अकोला | 319 | 329 | 42 | 42 | 470 | 556 | 221 | 335 | 753 | 891 | 10 | 11 |
| 24 | अमरावती | 401 | 402 | 47 | 50 | 566 | 641 | 216 | 156 | 631 | 771 | 19 | 19 |
| 25 | यवतमाळ | 469 | 536 | 87 | 98 | 1,151 | 1,217 | 847 | 1,076 | 2,556 | 2,934 | 3 | 3 |
| 26 | बर्धा | 301 | 312 | 31 | 39 | 229 | 258 | 64 | 65 | 734 | 1,009 | 1 | 1 |
| 27 | नागपूर | 725 | 753 | 66 | 68 | 799 | 1,331 | 671 | 1,032 | 1,924 | 2,722 | 5 | 16 |
| 28 | भंडारा | 499 | 526 | 63 | 65 | 198 | 224 | 144 | 207 | 697 | 862 | 4 | 12 |
| 29 | चंद्रपूर | 307 | 318 | 42 | 42 | 102 | 113 | 68 | 65 | 752 | 795 | 6 | 7 |
| 30 | महचिरोली | 108 | 144 | 13 | 16 | 30 | 31 | 16 | 19 | 532 | 696 | 5 | .. |
| महाराष्ट्र राज्य | | 16,371 | 17,767 | 2,444 | 2,744 | 58,981 | 62,715 | 62,171 | 68,067 | 1,58,358 | 1,71,556 | 889 | 1,104 |

a=1982-83, b=1983-84

आधार.—सहकार बाधुक्त आणि निबंधक, सहकारी संस्था, महाराष्ट्र शासन, पुणे.

RURAL DEVELOPMENT AND CO-OPERATION

TABLE No. 16.5 (16.5)

Operation of co-operative productive enterprises

(रकम लाख रुपयात)
(Amount in lakh Rs.)

| कर्ज वसुली | | येणे कर्ज | | गुंतवणूक | | इतर मत्ता | | मिळालेल्या मालाची किंमत | | विक्री मालाची किंमत | | वर्ष अखेरीस शिल्लक माल | | वर्षातील नफा, तोटा (-) Profit, Loss (-) | | District |
|------------|------|-------------------|-------|------------|--------|--------------|--------|-------------------------|--------|---------------------|----------|---------------------------|--------|---|--------|-------------------|
| Recoveries | | Loans Outstanding | | Investment | | Other assets | | Value of goods received | | Value of goods sold | | Stocks at end of the year | | for the year | | |
| (a) | (b) | (a) | (b) | (a) | (b) | (a) | (b) | (a) | (b) | (a) | (b) | (a) | (b) | (a) | (b) | (2) |
| (15) | (16) | (17) | (18) | (19) | (20) | (21) | (22) | (23) | (24) | (25) | (26) | (27) | (28) | (29) | (30) | |
| 45 | 63 | 126 | 117 | 134 | 64 | 703 | 696 | 1,806 | 1,920 | 2,394 | 2,752 | 510 | 836 | -8 | 118 | Greater Bombay |
| 144 | 139 | 328 | 385 | 142 | 151 | 583 | 445 | 1,707 | 1,109 | 2,253 | 2,670 | 174 | 201 | 119 | 109 | Thane |
| 54 | 38 | 305 | 314 | 44 | 49 | 408 | 456 | 618 | 29 | 612 | 776 | 50 | 50 | 17 | 16 | Raigad |
| 30 | 21 | 89 | 86 | 28 | 28 | 117 | 147 | 120 | 147 | 494 | 521 | 26 | 10 | -1 | 6 | Ratnagiri |
| 11 | 4 | 45 | 73 | 59 | 32 | 95 | 109 | 76 | 72 | 98 | 150 | 16 | 16 | 4 | 2 | Sindhudurg |
| 1 | 39 | 78 | 166 | 3,824 | 3,851 | 2,121 | 2,381 | 4,789 | 4,441 | 6,363 | 6,443 | 2,818 | 2,899 | -106 | -149 | Nashik |
| 200 | 69 | 330 | 341 | 2,106 | 2,094 | 1,240 | 1,502 | 4,221 | 4,383 | 4,690 | 5,552 | 1,300 | 1,301 | -44 | -54 | Dhule |
| 89 | 40 | 453 | 633 | 2,495 | 2,472 | 718 | 887 | 4,675 | 6,085 | 5,355 | 6,983 | 1,994 | 1,665 | -348 | -334 | Jalgaon |
| 5 | 22 | 89 | 173 | 12,271 | 12,395 | 2,209 | 2,445 | 15,509 | 16,184 | 18,675 | 19,571 | 9,701 | 9,654 | -171 | -218 | Ahmadnagar |
| 19 | 136 | 123 | 88 | 3,714 | 3,729 | 1,071 | 1,199 | 6,964 | 7,847 | 6,953 | 8,612 | 3,433 | 3,438 | 24 | -80 | Pune |
| 2 | 6 | 26 | 24 | 5,374 | 5,408 | 1,973 | 2,150 | 8,079 | 9,903 | 8,532 | 10,897 | 4,734 | 4,733 | 32 | -38 | Satara |
| 11 | 1 | 132 | 90 | 4,677 | 4,448 | 1,527 | 1,464 | 7,454 | 8,178 | 9,203 | 9,413 | 3,934 | 3,631 | 45 | -13 | Sangli |
| .. | .. | 161 | 257 | 5,068 | 5,542 | 1,719 | 2,445 | 8,730 | 10,350 | 10,336 | 11,120 | 4,603 | 5,043 | -89 | -371 | Solapur |
| 44 | 32 | 323 | 373 | 12,319 | 12,691 | 5,051 | 5,168 | 30,191 | 18,281 | 17,953 | 22,685 | 9,421 | 10,163 | 177 | -53 | Kolhapur |
| 6 | 2 | 54 | 269 | 2,368 | 2,375 | 287 | 309 | 3,107 | 3,056 | 3,386 | 3,630 | 2,356 | 2,358 | 87 | -113 | Aurangabad |
| .. | 7 | 75 | 44 | 279 | 276 | 190 | 204 | 75 | 117 | 87 | 121 | 6 | 13 | 2 | -9 | Jalna |
| 6 | 7 | 62 | 390 | 2,208 | 2,219 | 339 | 313 | 1,486 | 1,445 | 1,401 | 1,402 | 1,322 | 1,324 | -45 | -65 | Parbhani |
| 2 | 7 | 32 | 40 | 1,932 | 1,940 | 207 | 239 | 2,128 | 1,910 | 2,456 | 2,233 | 1,506 | 1,508 | -142 | -145 | Beed |
| .. | .. | 67 | 54 | 1,137 | 1,122 | 287 | 326 | 1,396 | 1,246 | 342 | 343 | 922 | 932 | 74 | -118 | Nanded |
| 4 | .. | 23 | 23 | 505 | 965 | 80 | 84 | 1,601 | 1,146 | 1,941 | 1,455 | 812 | 812 | -4 | 2 | Osmanabad |
| .. | .. | 34 | 36 | 837 | 421 | 289 | 242 | 1,139 | 1,343 | 1,655 | 1,558 | 631 | 678 | 11 | -23 | Latur |
| 20 | .. | 36 | 38 | 469 | 430 | 209 | 415 | 489 | 693 | 800 | 960 | 296 | 294 | -131 | -121 | Buldana |
| .. | 2 | 38 | 36 | 58 | 103 | 224 | 264 | 681 | 940 | 591 | 881 | 104 | 289 | 4 | 6 | Akola |
| .. | .. | 33 | 39 | 57 | 107 | 130 | 162 | 504 | 671 | 642 | 873 | 86 | 119 | 2 | -36 | Amravati |
| .. | 1 | 39 | 49 | 382 | 472 | 809 | 822 | 1,784 | 1,657 | 1,761 | 834 | 673 | 664 | 25 | -217 | Yavatmal |
| 8 | .. | 18 | 16 | 45 | 46 | 542 | 813 | 674 | 503 | 623 | 797 | 8 | 7 | 13 | 3 | Wardha |
| 1 | 5 | 218 | 189 | 98 | 123 | 536 | 860 | 941 | 2,618 | 3,151 | 3,360 | 377 | 427 | -9 | -25 | Nagpur |
| 2 | 1 | 26 | 30 | 50 | 54 | 438 | 562 | 722 | 789 | 764 | 955 | 37 | 57 | 14 | -21 | Bhandara |
| .. | 1 | 20 | 18 | 29 | 35 | 612 | 643 | 371 | 132 | 392 | 302 | 19 | 20 | -4 | 7 | Chandrapur |
| .. | .. | 8 | 8 | 6 | 7 | 500 | 663 | 422 | 57 | 217 | 261 | 1 | 2 | -2 | 7 | Gadchiroli |
| 704 | 643 | 3,391 | 4,399 | 62,715 | 76,029 | 25,214 | 23,920 | 1,12,459 | 88,721 | 1,14,120 | 1,50,076 | 51,870 | 27,512 | -868 | -3,797 | Maharashtra State |

Source.—Commissioner for Co-operation and Registrar, Co-operative Societies, Maharashtra State, Pune.

16. ग्रामविकास व सहकार/

तक्ता क्रमांक/

इतर सहकारी संस्थांचे कार्य/

| अनुक्रमांक Serial No. | जिल्हा | वर्ष year | संस्थांची संख्या No. of Societies | सदस्य संख्या Membership ('000 No.) | स्वीय भांडवल Owned capital | इतर कर्ज Other borrowings | चालते भांडवल Working capital | नवीन कर्ज Fresh advances |
|-----------------------------|------------|--------------|---|--|----------------------------------|---------------------------------|------------------------------------|--------------------------------|
| (1) | (2) | (3) | (4) | (5) | (6) | (7) | (8) | (9) |
| 1 | बृहन्मंजरी | 1982-83 | 9,336 | 1,009 | 3,739 | 10,421 | 26,563 | 64 |
| | | 1983-84 | 10,013 | 1,037 | 4,136 | 10,921 | 27,760 | 88 |
| 2 | ठाणे | 1982-83 | 1,690 | 105 | 261 | 2,944 | 6,624 | 362 |
| | | 1983-84 | 1,942 | 127 | 288 | 2,892 | 7,269 | 452 |
| 3 | रायगड | 1982-83 | 210 | 18 | 40 | 65 | 237 | 7 |
| | | 1983-84 | 253 | 22 | 46 | 87 | 359 | 8 |
| 4 | रत्नागिरी | 1982-83 | 86 | 11 | 13 | 25 | 84 | 6 |
| | | 1983-84 | 102 | 13 | 16 | 39 | 99 | 12 |
| 5 | सिंधुदुर्ग | 1982-83 | 44 | 6 | 8 | 29 | 67 | 4 |
| | | 1983-84 | 48 | 8 | 12 | 34 | 81 | 5 |
| 6 | नाशिक | 1982-83 | 1,189 | 74 | 113 | 1,632 | 3,338 | 238 |
| | | 1983-84 | 1,271 | 84 | 128 | 1,712 | 3,756 | 129 |
| 7 | धुळे | 1982-83 | 709 | 87 | 91 | 558 | 820 | 46 |
| | | 1983-84 | 754 | 91 | 87 | 672 | 1,212 | 82 |
| 8 | जळगाव | 1982-83 | 752 | 103 | 158 | 195 | 896 | 32 |
| | | 1983-84 | 800 | 108 | 175 | 196 | 952 | 15 |
| 9 | महमदनगर | 1982-83 | 688 | 99 | 578 | 693 | 2,845 | 60 |
| | | 1983-84 | 743 | 114 | 811 | 895 | 3,459 | 141 |
| 10 | पुणे | 1982-83 | 2,736 | 187 | 431 | 2,036 | 3,540 | 229 |
| | | 1983-84 | 2,972 | 190 | 522 | 2,111 | 4,364 | 146 |
| 11 | शाहारा | 1982-83 | 519 | 39 | 84 | 155 | 667 | 8 |
| | | 1983-84 | 589 | 45 | 88 | 187 | 690 | 9 |
| 12 | सांगली | 1982-83 | 359 | 43 | 74 | 190 | 525 | 18 |
| | | 1983-84 | 384 | 46 | 83 | 198 | 608 | 19 |
| 13 | शोलापूर | 1982-83 | 966 | 85 | 173 | 502 | 1,709 | 11 |
| | | 1983-84 | 1,055 | 96 | 198 | 476 | 1,959 | 9 |
| 14 | कोल्हापूर | 1982-83 | 614 | 107 | 198 | 507 | 1,021 | 50 |
| | | 1983-83 | 673 | 114 | 253 | 626 | 1,460 | 73 |
| 15 | भौरगावा | 1982-83 | 527 | 25 | 131 | 615 | 844 | 32 |
| | | 1983-84 | 556 | 31 | 124 | 615 | 863 | 486 |
| 16 | नाशिक | 1982-83 | 93 | 9 | 37 | 34 | 107 | 9 |
| | | 1983-84 | 146 | 13 | 49 | 43 | 136 | 37 |
| 17 | परमणी | 1982-83 | 306 | 24 | 22 | 218 | 387 | 1 |
| | | 1983-84 | 345 | 30 | 27 | 300 | 442 | 9 |
| 18 | बीड | 1982-83 | 375 | 30 | 18 | 119 | 249 | 27 |
| | | 1983-84 | 399 | 33 | 19 | 167 | 345 | 9 |
| 19 | नांदेड | 1982-83 | 657 | 47 | 42 | 216 | 409 | 6 |
| | | 1983-84 | 708 | 53 | 34 | 266 | 592 | 247 |
| 20 | उस्मानाबाद | 1982-83 | 310 | 20 | 33 | 48 | 412 | 1 |
| | | 1983-84 | 325 | 22 | 23 | 64 | 169 | .. |
| 21 | छातूर | 1982-83 | 435 | 27 | 17 | 149 | 326 | 40 |
| | | 1983-84 | 460 | 28 | 27 | 258 | 501 | 41 |
| 22 | बुलढाणा | 1982-83 | 252 | 20 | 35 | 119 | 301 | 9 |
| | | 1983-84 | 279 | 22 | 42 | 149 | 289 | 12 |
| 23 | अकोला | 1982-83 | 381 | 33 | 52 | 172 | 357 | 20 |
| | | 1983-84 | 409 | 35 | 53 | 191 | 375 | 26 |

RURAL DEVELOPMENT AND CO-OPERATION

TABLE No. 16-6 (16.6)

Operations of other co-operative societies

(रकम लाख रुपयांत)
(Amount in lakh Rs.)

| कर्ज वसुली Loans Recoveries | वेगे कर्ज Loans Outstandings | मुतबलुक Investment | इतर मत्ता Other assets | मिळालेल्या मालाची किंमत Value of goods received | विक्री मालाची किंमत Value of goods sold | वर्षाखेरीचा मिल्लक माल Stocks at the close of the year | वर्षातील नफा, तोटा (-) Profit, loss (-) | District |
|-----------------------------------|------------------------------------|-----------------------|------------------------------|---|---|--|--|----------------|
| (10) | (11) | (12) | (13) | (14) | (15) | (16) | (17) | (2) |
| 59 | 386 | 22 | 7,899 | 14,041 | 14,906 | 971 | 64 | Greater Bombay |
| 82 | 423 | 28 | 8,223 | 14,932 | 15,796 | 908 | 71 | |
| 201 | 641 | 5 | 987 | 1,213 | 1,227 | 61 | 14 | Thane |
| 451 | 770 | 7 | 512 | 1,249 | 1,243 | 66 | 4 | |
| 8 | 15 | 7 | 113 | 133 | 134 | 6 | 1 | Raigad |
| .. | 23 | 1 | 186 | 148 | 156 | 7 | 2 | |
| .. | 11 | 1 | 38 | 42 | 69 | 4 | 1 | Ratnagiri |
| 4 | 20 | 2 | 41 | 67 | 73 | 4 | 1 | |
| .. | 13 | 3 | 21 | 100 | 115 | 6 | 1 | Sindhudurg |
| 4 | 14 | 3 | 38 | 140 | 144 | 8 | 2 | |
| 102 | 1,078 | 1 | 674 | 545 | 601 | 29 | 1 | Nashik |
| 150 | 1,059 | 2 | 778 | 573 | 585 | 37 | 3 | |
| 15 | 216 | 4 | 244 | 415 | 412 | 35 | 22 | Dhule |
| 36 | 262 | 9 | 454 | 447 | 458 | 35 | 57 | |
| 20 | 66 | 60 | 448 | 201 | 213 | 16 | 22 | Jalgaon |
| 11 | 71 | 96 | 434 | 192 | 230 | 17 | 20 | |
| 9 | 217 | 151 | 1,011 | 859 | 647 | 18 | (-)340 | Ahmadnagar |
| 105 | 353 | 161 | 1,276 | 956 | 698 | 39 | (-)392 | |
| 120 | 1,332 | 3 | 1,525 | 1,357 | 1,335 | 118 | 4 | Pune |
| 103 | 1,502 | 11 | 1,609 | 943 | 969 | 73 | 8 | |
| 3 | 65 | 1 | 391 | 362 | 411 | 49 | 2 | Satara |
| 1 | 83 | 3 | 333 | 438 | 449 | 52 | 5 | |
| 2 | 27 | 2 | 318 | 229 | 246 | 4 | (-)8 | Sangli |
| 4 | 35 | 5 | 353 | 269 | 263 | 9 | (-)14 | |
| 11 | 66 | 6 | 1,106 | 661 | 737 | 63 | 10 | Solapur |
| 2 | 70 | 8 | 1,316 | 683 | 770 | 62 | 12 | |
| 11 | 172 | 5 | 408 | 1,408 | 1,523 | 87 | 5 | Kolhapur |
| 68 | 220 | 7 | 812 | 1,383 | 1,655 | 104 | 6 | |
| 30 | 399 | .. | 153 | 128 | 122 | 14 | (-)6 | Aurangabad |
| 36 | 409 | 1 | 154 | 131 | 137 | 13 | .. | |
| 3 | 23 | .. | 24 | 9 | 12 | 1 | 2 | Jalna |
| 4 | 39 | .. | 24 | 12 | 12 | 3 | 1 | |
| 1 | 166 | .. | 111 | 66 | 69 | 16 | (-)4 | Parbhani |
| 1 | 101 | 2 | 83 | 57 | 61 | 9 | (-)2 | |
| 7 | 54 | .. | 102 | 86 | 88 | 6 | 1 | Beed |
| 1 | 55 | 4 | 194 | 122 | 127 | 4 | (-)1 | |
| 3 | 107 | .. | 134 | 190 | 204 | 30 | (-)2 | Nanded |
| 25 | 315 | 26 | 113 | 199 | 207 | 28 | (-)10 | |
| .. | 6 | .. | 343 | 6 | 6 | 1 | (-)6 | Osmanabad |
| .. | 8 | 1 | 78 | 15 | 14 | 2 | .. | |
| 4 | 49 | .. | 170 | 15 | 15 | 2 | 1 | Latur |
| 10 | 134 | .. | 229 | 14 | 14 | 2 | (-)1 | |
| .. | 46 | 1 | 116 | 98 | 117 | 14 | .. | Buldana |
| 4 | 55 | .. | 84 | 107 | 113 | 14 | 1 | |
| 9 | 36 | .. | 97 | 190 | 209 | 17 | .. | Akola |
| 64 | 82 | 2 | 59 | 253 | 268 | 19 | (-)2 | |

| (1) | (2) | (3) | (4) | (5) | (6) | (7) | (8) | (9) |
|-----|------------------|---------|--------|-------|-------|--------|--------|-------|
| 24 | बभरावती | 1982-83 | 559 | 49 | 73 | 523 | 768 | 7 |
| | | 1983-84 | 589 | 68 | 58 | 606 | 1,100 | 5 |
| 25 | यवतभाळ | 1982-83 | 347 | 24 | 22 | 209 | 400 | 12 |
| | | 1983-84 | 377 | 28 | 30 | 228 | 588 | 39 |
| 26 | वर्धा | 1982-83 | 243 | 16 | 24 | 59 | 153 | 14 |
| | | 1983-84 | 257 | 22 | 27 | 93 | 168 | 3 |
| 27 | नागपूर | 1982-83 | 978 | 113 | 232 | 846 | 2,528 | 639 |
| | | 1983-84 | 1,040 | 125 | 256 | 1,062 | 2,775 | 854 |
| 28 | भंडारा | 1982-83 | 252 | 29 | 25 | 59 | 226 | 11 |
| | | 1983-84 | 265 | 35 | 32 | 127 | 348 | 25 |
| 29 | चंद्रपूर | 1982-83 | 152 | 18 | 33 | 59 | 208 | 9 |
| | | 1983-84 | 163 | 24 | 36 | 104 | 263 | 31 |
| 30 | गडचिरोली | 1982-83 | 28 | 2 | 1 | 1 | 2 | .. |
| | | 1983-84 | 30 | 2 | 1 | 3 | 3 | .. |
| | महाराष्ट्र राज्य | 1982-83 | 25,993 | 2,459 | 6,758 | 23,398 | 56,613 | 1,972 |
| | | 1983-84 | 27,949 | 2,666 | 7,681 | 25,262 | 62,965 | 3,012 |

आधार.—सहकार आयुक्त आणि निबंधक, सहकारी संस्था, महाराष्ट्र शासन, पुणे.

TABLE No. 16-6 (16.6)—contd.

| (10) | (11) | (12) | (13) | (14) | (15) | (16) | (17) | (2) |
|-------|-------|------|--------|--------|--------|-------|---------|-------------------|
| 2 | 53 | 1 | 143 | 157 | 119 | 14 | (-)4 | Amravati |
| 5 | 147 | 1 | 241 | 96 | 97 | 9 | (-)4 | |
| 11 | 66 | .. | 179 | 47 | 43 | 3 | (-)4 | Yavatmal |
| 23 | 82 | 1 | 198 | 49 | 50 | 5 | .. | |
| 1 | 35 | .. | 70 | 88 | 93 | 4 | 4 | Wardha |
| 3 | 36 | 1 | 57 | 79 | 83 | 6 | 4 | |
| 298 | 713 | 4 | 519 | 589 | 512 | 50 | 8 | Nagpur |
| 855 | 704 | 8 | 631 | 528 | 527 | 57 | (-)114 | |
| 7 | 14 | .. | 111 | 41 | 44 | 7 | (-)5 | Bhandara |
| .. | 43 | 2 | 147 | 80 | 78 | 12 | 5 | |
| 7 | 28 | 1 | 65 | 165 | 174 | 33 | (-)1 | Chandrapur |
| 15 | 68 | 1 | 73 | 208 | 226 | 37 | (-)2 | |
| .. | .. | .. | 2 | 3 | 3 | .. | (-)3 | Gadchiroli |
| .. | .. | .. | 2 | .. | .. | .. | 1 | |
| 944 | 6,100 | 278 | 17,522 | 23,444 | 24,406 | 1,679 | (-)220 | Maharashtra State |
| 2,067 | 7,183 | 393 | 18,732 | 24,370 | 25,503 | 1,641 | (-)339 | |

Source.— Commissioner for Co-operation and Registrar, Co-operative Societies, Government of Maharashtra, Pune.

17: खानि/MINING AND QUARRYING**१७. खानकाम :**

१७.१. खनिज उत्पादने व त्यांचे मूल्य या संबंधीची आकडेवारी या विभागांत दिली आहे.

17. Mining

17.1. Data on mineral production and their value are presented in this section.

17. खाणी/
तफ्ती क्रमांक/
खनिज उत्पादन/

| अनुक्रमांक Serial No. | खनिज | उत्पादन/मूल्य | रत्नागिरी Ratnagiri | | कोल्हापूर Kolhapur | | यवतमाळ Yavatmal | |
|-----------------------------|-------------------|------------------|------------------------|---------------|-----------------------|--------------------|--------------------|--------------------|
| | | | 1982 | 1983 | 1982 | 1983 | 1982 | 1983 |
| (1) | (2) | (3) | (4) | (5) | (6) | (7) | (8) | (9) |
| 1 | बाँक्साइट | उत्पादन मूल्य | 67,570 4,627 | .. | 3,47,584 23,809 | 3,84,227 15,373 | .. | .. |
| 2 | केओलिन (नैसर्गिक) | उत्पादन मूल्य | .. | .. | .. | .. | .. | .. |
| 3 | क्रोमाईट | उत्पादन मूल्य | 257 87 | .. | .. | .. | .. | .. |
| 4 | *कोळसा | उत्पादन मूल्य | .. | .. | .. | .. | .. | .. |
| 5 | डोलोमाईट | उत्पादन मूल्य | .. | .. | .. | .. | .. | .. |
| 6 | कच्चे लोखंड | उत्पादन मूल्य | 9,97,264 42,975 | .. | .. | .. | .. | .. |
| 7 | कायनाईट | उत्पादन मूल्य | .. | .. | .. | .. | .. | .. |
| 8 | चुनखडी | उत्पादन मूल्य | .. | .. | .. | .. | 7,99,569 19,883 | 7,53,181 17,616 |
| 9 | कच्चे मँगनीज | उत्पादन मूल्य | .. | .. | .. | .. | .. | .. |
| 10 | गेरू | उत्पादन मूल्य | .. | .. | .. | .. | .. | .. |
| 11 | सैंड (इतर) | उत्पादन मूल्य | .. | .. | .. | .. | .. | .. |
| 12 | सिलिका सैंड | उत्पादन मूल्य | 1,03,822 3,253 | 38,602 896 | 11,611 259 | 293 11 | .. | .. |
| 13 | स्टेटाईट | उत्पादन मूल्य | .. | .. | .. | .. | .. | .. |
| 14 | बेराईट | उत्पादन मूल्य | .. | .. | .. | .. | .. | .. |
| 15 | पायरोफ्लॉईट | उत्पादन मूल्य | .. | .. | .. | .. | .. | .. |
| 16 | सिलिमानाईट | उत्पादन मूल्य | .. | .. | .. | .. | .. | .. |

टीप.—*उत्पादन हजार टनांत आहे. जिल्हावार/क्षेत्रवार माहिती उपलब्ध नाही.
[सिधुदुर्ग घळन

आधार.—इंडियन म्युरो ऑफ माइन्स, भारत सरकार, नागपूर.

MINING AND QUARRYING

TABLE No. 17-1 (8-4)

Mineral production

(उत्पादन टनांत आणि मूल्य हजार रुपयांत)
(Production in tonnes and value in thousand Rs.)

| नागपूर Nagpur | | भंडारा Bhandara | | चंद्रपूर Chandrapur | | एकूण Total | | Production/Value | Mineral |
|------------------|----------|--------------------|----------|------------------------|----------|---------------|-----------|------------------|------------------|
| 1982 | 1983 | 1982 | 1983 | 1982 | 1983 | 1982 | 1983 | (3) | (2) |
| (10) | (11) | (12) | (13) | (14) | (15) | (16) | (17) | | |
| .. | .. | .. | .. | .. | .. | 4,15,154 | 3,84,227 | Production | .. Bauxite |
| .. | .. | .. | .. | .. | .. | 28,436 | 15,373 | Value. | |
| 3,034 | 2,309 | .. | .. | 5,255 | 1,436 | 8,289 | 3,745 | Production | .. Kaolin |
| 44 | 34 | .. | .. | 134 | 26 | 178 | 60 | Value. | (Natural). |
| .. | .. | .. | .. | .. | .. | 257 | .. | Production | .. Chromite |
| .. | .. | .. | .. | .. | .. | 87 | .. | Value. | |
| .. | .. | .. | .. | .. | .. | 7,595 | 8,563 | Production | .. Coal* |
| .. | .. | .. | .. | .. | .. | 10,26,939 | 12,27,690 | Value. | |
| 27,373 | 14,959 | .. | .. | .. | .. | 27,373 | 14,959 | Production | .. Dolomite |
| 901 | 521 | .. | .. | .. | .. | 901 | 521 | Value. | |
| .. | .. | .. | .. | 10,945 | 14,270 | 10,08,209 | 2,54,937 | Production | .. Iron ore |
| .. | .. | .. | .. | 401 | 540 | 43,376 | 9,088 | Value. | |
| .. | .. | 17,563 | 21,404 | .. | .. | 17,563 | 21,404 | Production | .. Kyanite |
| .. | .. | 4,578 | 4,982 | .. | .. | 4,578 | 4,982 | Value | |
| .. | 51 | .. | .. | 54,695 | 2,18,692 | 16,14,377 | 9,71,924 | Production | .. Limestone |
| .. | 2 | .. | .. | 1,375 | 7,186 | 71,242 | 24,804 | Value. | |
| 1,10,047 | 98,874 | 27,092 | 1,38,864 | .. | .. | 2,37,139 | 2,37,738 | Production | .. Manganese ore |
| 33,150 | 37,286 | 38,840 | 49,650 | .. | .. | 71,990 | 86,936 | Value | |
| 1,253 | 2,086 | .. | .. | 45 | .. | 1,298 | 2,086 | Production | .. Ocher |
| 23 | 40 | .. | .. | 2 | .. | 25 | 40 | Value. | |
| .. | 4,65,988 | .. | .. | 5,87,153 | 5,11,641 | 5,87,153 | 9,77,629 | Production | .. Sand (Other) |
| .. | 4,660 | .. | .. | 587 | 5,116 | 587 | 9,776 | Value. | |
| .. | .. | .. | .. | .. | .. | 1,15,433 | 1,29,789† | Production | .. Silica Sand |
| .. | .. | .. | .. | .. | .. | 3,552 | 4,502† | Value. | |
| .. | .. | .. | .. | .. | .. | .. | .. | Production | .. Steatite |
| .. | .. | .. | .. | .. | .. | .. | .. | Value. | |
| .. | .. | .. | .. | 2,004 | 65 | 2,004 | 65 | Production | .. Barytes |
| .. | .. | .. | .. | 98 | 3 | 98 | 3 | Value. | |
| .. | .. | 20 | 548 | .. | .. | 20 | 548 | Production | .. Pyrophyllite |
| .. | .. | 1 | 82 | .. | .. | 1 | 82 | Value. | |
| .. | .. | 5,779 | 1,353 | .. | .. | 5,779 | 1,353 | Production | .. Sillimanite |
| .. | .. | 2,250 | 729 | .. | .. | 2,250 | 729 | Value. | |

Note.—*Quantity in '000 tonnes. Districtwise/fieldwise break-up is not available.

†Including Sindhudurg.

Source.—Indian Bureau of Mines, Government of India, Nagpur.

१८. उत्पादन :

१८.१. या विभागात चालू कारखाने, सरासरी दैनिक रोजगार, औद्योगिक उत्पादने आणि वार्षिक उद्योग पाहणीत गोळा केलेली काही निवडक औद्योगिक वैशिष्ट्ये याबद्दलची सांख्यिकी माहिती दिलेली आहे.

१८.२. तक्र्यातील आकडे मुख्य कारखाने निरीक्षक यांच्या-कडून फॅक्टरी अॅक्ट, १९४८ च्या कलम २ एम (एक) आणि २ एम (दोन) व कलम ८५ खाली येणाऱ्या कारखान्यांची मूलभूत सांख्यिकी माहिती गोळा करून पाठविल्यानंतर त्या आधारावर अर्थ व सांख्यिकी संचालनालयाने संकलित केले आहेत. कलम २ (एम) (एक) खाली येत्या बारा महिन्यातील कोणत्याही एका दिवशी १० किंवा अधिक कामगार असणारे व शक्तीचा वापर करणारे कारखाने आणि कलम २(एम) (दोन) खाली २० किंवा अधिक कामगार असणारे पण शक्तीचा वापर न करणारे कारखाने यांचा समावेश होतो. या व्यतिरिक्त कारखान्यांतील कामगारांची संख्या व शक्तीचा वापर केला किंवा वापर केला नाही हे विचारात न घेताही राज्य शासनाने अधिसूचनेद्वारे शासकीय राजपत्रातून सांख्यिकी माहिती पुरविण्यासाठी भाग पाडलेल्या कारखान्यांचीही समावेश केला जातो. हे कारखाने ह्या फॅक्टरी अॅक्ट, १९४८ च्या कलम ८५ खाली येतात आणि यातील कारखान्यांची माहिती १ जानेवारी आणि ३१ डिसेंबर या कालावधीत संपणाऱ्या लेख्या संबंधित आहे.

१८.३. राष्ट्रीय नमुना पाहणी संघटना (भारत सरकार) यांचेकडून अर्थ व सांख्यिकी संचालनालयास उपलब्ध झालेल्या वार्षिक उद्योग पाहणी पत्रकाच्या आधारावर आकडेवारी या विभागात दिली आहे. ही पत्रके गणना व गणनेतर या दोन क्षेत्रात विभागलेल्या कारखान्यांकडून गोळा केली जातात आणि त्यातील माहिती १ एप्रिल ते ३१ मार्च या कालावधीत संपणाऱ्या लेख्यासंबंधित असते. गणना क्षेत्रात ५० किंवा अधिक कामगार व शक्तीचा वापर करणारे कारखाने आणि १०० किंवा त्याहून अधिक कामगार व शक्तीचा वापर न करणाऱ्या कारखान्यांचा समावेश होतो. यांची दरवर्षी संपूर्ण गणना केली जाते. बाकीचे कारखाने गणनेतर क्षेत्राखाली येतात. १९७३-७४ पासून नमुना पाहणी क्षेत्रातील एकूण कारखान्यांपैकी ५० टक्के कारखाने दरवर्षी निवडले जातात आणि त्यांची दोन वर्षांच्या गटात पूर्ण पाहणी केली जाते. याशिवाय गणनेतर क्षेत्रात मोडणाऱ्या पण संपूर्ण भारतभर ५० कामगारांहून कमी कामगार असलेल्या कारखान्यांची गणना क्षेत्रातील कारखान्यांप्रमाणे दरवर्षी पाहणी केली जाते. तसेच या पाहणीत विद्युत, गॅस उत्पादन व वितरण आणि पाणी वितरण व इतर सेवा तसेच स्वच्छता सेवा, दुरुस्ती व वैयक्तिक सेवा आणि चल चित्रपट यांचाही समावेश होतो. वर्कर्स अॅक्ट, १९६६ खाली येणारे विडी व सिगारेट कारखाने सुद्धा यात अंतर्भूत आहेत. बंद स्वरूपाचे कारखानेसुद्धा विचारात घेतले जातात पण संरक्षण खात्यातील कारखाने, हॉटेल आणि उपहारगृहे, तेलाचे साठे व वितरण यामध्ये गुंतलेले, तांत्रिक शिक्षण संस्था (विकणे किंवा विनिमय यासाठी उत्पादन न करणाऱ्या) यांचा यात समावेश नाही.

१८.४. उत्पादक भांडवल वर्षाच्या शेवटच्या दिवसाशी निगडित असून त्यामध्ये स्थिर व खेळत्या भांडवलाचा समावेश असतो. कामगारांची संख्या ही वेगवेगळ्या शीर्षाखालील म्हणजे कामगार, कामगारेतर इ. कामगारांची एकत्रित दैनिक सरासरी संख्या असते आणि त्यामध्ये भरपगारी रजेवर असणाऱ्या म्हणजे वैद्यकीय रजेवर, नैमित्तिक रजेवर व पगारी दीर्घ मुदतीच्या रजेवर असणाऱ्या कामगारांचा समावेश असतो. विक्रीसाठी तयार केलेल्या वस्तू व उपवस्तू ह्यांचे मूल्य, ग्राहकांसाठी केलेल्या कामाच्या सेवेचा मोबदला, विकत घेतलेल्या स्थितीमध्येच विकलेल्या मालाचे मूल्य आणि वार्षिक पाहणी वर्षाच्या सुरुवातीला व शेवटी असणाऱ्या अर्थ कच्च्या स्वरूपाच्या मालाच्या साठ्यामधील मूल्यात येणारा फरक इत्यादींचा समावेश 'एकूण उत्पादन' यात असतो. मूल्यवृद्धी ही उत्पादन मूल्यातून, उत्पादन खर्च व मूल्यघट वजा करून काढली जाते.

18. Manufacturing :

18.1. In this section, statistics regarding working factories, average daily employment, industrial production and some selected industrial characteristics collected in the Annual Survey of Industries is presented.

18.2. The data on working factories, are compiled by the Directorate of Economics and Statistics, Government of Maharashtra, on the basis of data collected by the Chief Inspector of Factories from the factories covered under sections 2 m (i), 2 m (ii) and 85 of the Factories Act, 1948. The factories using power, which employed 10 or more workers on any day of the preceding 12 months are covered under section 2 m (i) and the factories not using power employing 20 or more workers under section 2 m (ii). Apart from these two categories, State Government by notification in Official Gazette specifies a number of factories and makes obligatory for such factories to supply statistical information notwithstanding the number of persons employed therein and using or not using power. These factories are covered under section 85 of the Factories Act, 1948. The information relates to the accounting year of factory ending on any day between 1st January and 31st December.

18.3. The statistics relating to Annual Survey of Industries are based on the returns supplied to this Directorate by National Sample Survey Organisation, Government of India, which collects the data from the factories divided in two sectors. viz. (i) Census sector (ii) Non-census sector and returns relate to the accounting year of the factory ending on any day between 1st April to 31st March. In the census sector, factories employing 50 or more workers and using power and factories employing 100 or more workers and not using power are covered on complete enumeration basis every year. The remaining factories are covered in the non-census sector. In the non-census sector, since 1973-74, 50 per cent of the factories are selected every year and thus this sector is covered fully in a block period of two years. The factories in the non-census sector, having less than 50 workers all over India, are treated on par with factories in the census sector. The survey extends to all the manufacturing units including production and distribution of electricity, gas, water and also service industries like sanitary services, repairs services and personal services and motion picture production. The survey extends also to Biri and Cigar units which are covered under Workers Act, 1966. It also includes the factories reported closed. However, it excludes defence factories, restaurants and cafes, those engaged in storage and distribution of oil, technical training institutions not producing anything for sale or exchange.

18.4. *Productive capital* which relates to the last day of the year, consists of fixed and working capital. Number of *persons employed* is the average number of persons employed under various heads, such as workers; other than workers, etc. and it includes persons on leave with pay such as sick leave, casual leave or paid vacation. *Gross output* represents value of products and by-products manufactured for sale, work done for customers and a sale value of goods sold in the same condition as purchased and is adjusted for the difference in stocks of semi-finished goods at the beginning and at the end of the survey year. *Value added* by manufacture is computed by deducting from the gross ex-factory value of output the gross value of input, Value added is net of depreciation.

| अनुक्रमांक Serial No. | जिल्हा | 1-9 कामगार Workers | | 10-19 कामगार Workers | | 20-49 कामगार Workers | | 50-99 कामगार Workers | |
|-----------------------------|------------|--------------------------|--------|----------------------------|--------|----------------------------|----------|----------------------------|--------|
| | | F. | W. | F. | W. | F. | W. | F. | W. |
| (1) | (2) | (3) | (4) | (5) | (6) | (7) | (8) | (9) | (10) |
| 1 | बुध्नुवई | 1,841 | 12,519 | 2,613 | 35,460 | 1,846 | 55,819 | 536 | 36,846 |
| 2 | ठाणे | 224 | 1,389 | 296 | 4,152 | 341 | 10,653 | 154 | 10,841 |
| 3 | रायगड | 20 | 123 | 32 | 454 | 42 | 1,256 | 19 | 1,318 |
| 4 | रत्नापिरी | 20 | 115 | 11 | 167 | 32 | 882 | 12 | 812 |
| 5 | मिथुदुर्ग | 13 | 63 | 10 | 137 | 18 | 559 | 10 | 647 |
| 6 | नासिक | 245 | 1,213 | 133 | 1,822 | 88 | 2,589 | 45 | 3,246 |
| 7 | घुळे | 61 | 205 | 53 | 708 | 21 | 715 | 14 | 910 |
| 8 | जळगाव | 134 | 498 | 78 | 1,107 | 61 | 1,976 | 28 | 1,798 |
| 9 | अहमदनगर | 99 | 328 | 35 | 496 | 50 | 1,616 | 18 | 1,176 |
| 10 | पुणे | 433 | 2,085 | 433 | 6,086 | 383 | 11,378 | 152 | 9,441 |
| 11 | सातारा | 111 | 226 | 47 | 624 | 25 | 792 | 22 | 1,697 |
| 12 | सांगली | 165 | 720 | 99 | 1,285 | 42 | 1,189 | 14 | 1,005 |
| 13 | सोलापूर | 1,014 | 4,004 | 61 | 811 | 27 | 825 | 17 | 1,149 |
| 14 | कोल्हापूर | 265 | 1,509 | 252 | 3,316 | 118 | 3,552 | 31 | 2,217 |
| 15 | औरंगाबाद | 73 | 415 | 68 | 959 | 53 | 1,599 | 40 | 2,905 |
| 16 | जाळना | 17 | 122 | 27 | 373 | 16 | 562 | 15 | 1,016 |
| 17 | परभणी | 12 | 24 | 7 | 97 | 26 | 583 | 19 | 1,130 |
| 18 | बीड | 12 | 93 | 10 | 119 | 18 | 485 | 7 | 415 |
| 19 | नांदेड | 47 | 125 | 5 | 73 | 32 | 855 | 11 | 593 |
| 20 | उस्मानाबाद | 15 | 32 | 11 | 122 | 11 | 221 | 6 | 388 |
| 21 | बुलढाणा | 94 | 224 | 16 | 227 | 37 | 1,186 | 21 | 1,467 |
| 22 | अकोला | 135 | 519 | 39 | 540 | 51 | 1,419 | 37 | 2,513 |
| 23 | अमरावती | 138 | 744 | 41 | 561 | 31 | 979 | 26 | 1,796 |
| 24 | यवतमाळ | 58 | 214 | 12 | 172 | 34 | 1,059 | 28 | 1,819 |
| 25 | वर्धा | 13 | 50 | 3 | 33 | 16 | 569 | 14 | 1,017 |
| 26 | नागपूर | 457 | 2,209 | 92 | 1,278 | 121 | 3,740 | 53 | 3,719 |
| 27 | भंडारा | 245 | 1,210 | 49 | 607 | 13 | 377 | 2 | 120 |
| 28 | चंद्रपूर | 170 | 645 | 15 | 199 | 27 | 875 | 17 | 1,228 |
| महाराष्ट्र राज्य | | 6,131 | 31,623 | 4,548 | 61,985 | 3,580 | 1,08,310 | 1,368 | 93,229 |

F—कारखाने

W—कामगार

आधार.—मुख्य निरीक्षक, कारखाने महाराष्ट्र शासन, मुंबई./

MANUFACTURING

TABLE No. 18-1 A (8-1)

Distribution of working factories according to working strength
(1982)

| 100-499 कामगार workers | | 500-999 कामगार workers | | 1000-4999 कामगार workers | | 5,000 दून अधिक कामगार and above workers | | एकूण कामगार Total workers | | District |
|------------------------------|----------|------------------------------|----------|--------------------------------|----------|--|--------|------------------------------|-----------|-------------------|
| F. | W. | F. | W. | F. | W. | F. | W. | F. | W. | |
| (11) | (12) | (13) | (14) | (15) | (16) | (17) | (18) | (19) | (20) | (2) |
| 521 | 1,06,469 | 96 | 65,646 | 79 | 1,41,967 | 9 | 55,855 | 7,541 | 5,10,581 | Gr. Bombay |
| 190 | 40,712 | 29 | 20,551 | 20 | 33,230 | 1 | 5,280 | 1,255 | 1,26,808 | Thane |
| 31 | 6,401 | 4 | 2,643 | 2 | 2,414 | .. | .. | 150 | 14,609 | Raigad |
| 3 | 919 | 1 | 583 | .. | .. | .. | .. | 79 | 3,478 | Ratnagiri |
| 5 | 1,110 | .. | .. | .. | .. | .. | .. | 56 | 2,516 | Sindhudurg |
| 36 | 6,932 | 11 | 7,748 | 7 | 16,428 | .. | .. | 565 | 39,978 | Nashik |
| 10 | 2,544 | 1 | 550 | 1 | 2,534 | .. | .. | 161 | 8,166 | Dhuie |
| 27 | 5,169 | 3 | 1,948 | 7 | 14,291 | .. | .. | 338 | 26,787 | Jalgaon |
| 26 | 6,593 | 12 | 7,910 | .. | .. | .. | .. | 240 | 18,119 | Ahmadnagar |
| 142 | 31,723 | 22 | 14,863 | 17 | 32,519 | 1 | 10,843 | 1,583 | 1,18,938 | Pune |
| 14 | 3,786 | 1 | 605 | 2 | 2,911 | .. | .. | 222 | 10,641 | Satara |
| 11 | 2,606 | 2 | 1,368 | 3 | 4,809 | .. | .. | 336 | 12,982 | Sangli |
| 20 | 4,479 | 6 | 3,470 | 4 | 8,004 | 1 | 6,607 | 1,150 | 29,349 | Solapur |
| 42 | 7,837 | 7 | 4,635 | 7 | 9,281 | .. | .. | 722 | 32,347 | Kolhapur |
| 33 | 6,599 | 10 | 6,869 | 2 | 2,129 | .. | .. | 279 | 21,475 | Aurangabad |
| 9 | 1,586 | 1 | 534 | .. | .. | .. | .. | 85 | 4,193 | Jalna |
| 9 | 1,039 | 1 | 758 | .. | .. | .. | .. | 74 | 3,631 | Parbhani |
| 4 | 1,154 | 2 | 1,390 | .. | .. | .. | .. | 53 | 3,656 | Beed |
| 9 | 1,418 | 1 | 933 | 2 | 4,187 | .. | .. | 107 | 8,184 | Nanded |
| 8 | 1,313 | 1 | 547 | .. | .. | .. | .. | 52 | 2,623 | Osmanabad |
| 19 | 3,328 | 2 | 1,086 | .. | .. | .. | .. | 189 | 7,518 | Buldana |
| 22 | 3,159 | 4 | 2,859 | .. | .. | .. | .. | 288 | 11,009 | Akola |
| 23 | 3,752 | 2 | 1,260 | 1 | 1,367 | .. | .. | 262 | 10,459 | Amravati |
| 20 | 3,679 | 1 | 665 | .. | .. | .. | .. | 153 | 7,608 | Yavatmal |
| 10 | 1,376 | .. | .. | 3 | 5,162 | .. | .. | 59 | 8,207 | Wardha |
| 62 | 12,637 | 11 | 7,626 | 4 | 9,301 | .. | .. | 800 | 40,510 | Nagpur |
| 6 | 1,118 | 1 | 575 | .. | .. | .. | .. | 316 | 4,007 | Bhandara |
| 12 | 1,956 | 2 | 1,464 | 1 | 3,751 | .. | .. | 244 | 10,118 | Chandrapur |
| 1,324 | 2,71,394 | 234 | 1,59,086 | 162 | 2,94,285 | 12 | 78,585 | 17,359 | 10,98,497 | Maharashtra State |

/factories
/workers

Source.—The Chief Inspector of Factories, Government of Maharashtra, Bombay.

| अनुक्रमांक Serial No. | जिल्हा | कामगार 1—9 Workers | | कामगार 10—19 Workers | | कामगार 20—49 Workers | | कामगार 50—99 Workers | |
|-----------------------------|------------|-----------------------|--------|-------------------------|--------|-------------------------|----------|-------------------------|--------|
| | | F | W | F | W | F | W | F | W |
| | | (3) | (4) | (5) | (6) | (7) | (8) | (9) | (10) |
| 1 | बृहमपुर्बई | 1,895 | 12,518 | 2,613 | 35,365 | 1,720 | 51,275 | 501 | 34,293 |
| 2 | ठाणे | 215 | 1,300 | 312 | 4,397 | 339 | 10,479 | 174 | 12,055 |
| 3 | रायगड | 20 | 130 | 29 | 403 | 42 | 1,278 | 17 | 1,189 |
| 4 | रत्नागिरी | 33 | 136 | 13 | 165 | 21 | 629 | 13 | 795 |
| 5 | सिंधुपुर्ब | 36 | 154 | 7 | 92 | 18 | 569 | 12 | 781 |
| 6 | नाशिक | 270 | 1,298 | 174 | 2,371 | 97 | 2,937 | 34 | 2,363 |
| 7 | मुळे | 72 | 291 | 58 | 821 | 23 | 672 | 17 | 1,044 |
| 8 | बळगाव | 156 | 586 | 137 | 1,865 | 74 | 2,441 | 30 | 1,993 |
| 9 | अहमदनगर | 101 | 316 | 38 | 531 | 62 | 1,750 | 22 | 1,383 |
| 10 | पुणे | 492 | 2,269 | 514 | 7,026 | 474 | 13,306 | 179 | 10,814 |
| 11 | सातारा | 129 | 330 | 64 | 833 | 26 | 887 | 20 | 1,350 |
| 12 | सांगली | 210 | 840 | 68 | 975 | 52 | 1,479 | 17 | 1,208 |
| 13 | सोलापूर | 1,017 | 3,857 | 62 | 821 | 29 | 944 | 11 | 769 |
| 14 | कोल्हापूर | 300 | 1,655 | 215 | 2,954 | 125 | 3,525 | 38 | 2,584 |
| 15 | औरंगाबाद | 100 | 489 | 68 | 958 | 58 | 1,770 | 42 | 2,953 |
| 16 | जालना | 29 | 145 | 31 | 434 | 20 | 621 | 12 | 919 |
| 17 | परभणी | 13 | 29 | 7 | 83 | 11 | 319 | 25 | 1,353 |
| 18 | बीड | 21 | 111 | 22 | 269 | 18 | 550 | 4 | 272 |
| 19 | नांदेड | 45 | 193 | 12 | 130 | 7 | 230 | 23 | 1,267 |
| 20 | उस्मानाबाद | 16 | 44 | 9 | 97 | 8 | 164 | 10 | 560 |
| 21 | बुलढाणा | 106 | 311 | 20 | 286 | 32 | 1,114 | 21 | 1,416 |
| 22 | अकोला | 153 | 667 | 37 | 508 | 36 | 1,117 | 30 | 1,995 |
| 23 | अमरावती | 150 | 644 | 37 | 496 | 29 | 934 | 21 | 1,474 |
| 24 | यवतमाळ | 56 | 236 | 14 | 197 | 30 | 954 | 28 | 1,808 |
| 25 | बघा | 17 | 75 | 3 | 33 | 17 | 580 | 16 | 1,134 |
| 26 | नागपूर | 489 | 2,294 | 102 | 1,414 | 124 | 3,935 | 53 | 3,703 |
| 27 | भंडारा | 293 | 1,377 | 42 | 532 | 12 | 385 | 2 | 146 |
| 28 | चंद्रपूर | 138 | 655 | 9 | 124 | 30 | 954 | 16 | 1,164 |
| 29 | मडचिरोली | 28 | 115 | 3 | 44 | 2 | 56 | 1 | 76 |
| महाराष्ट्र राज्य | | 6,600 | 33,065 | 4,720 | 64,224 | 3,536 | 1,05,854 | 1,389 | 92,861 |

F—कारखाने/

W—कामगार/

आधार—मुख्य निरीक्षक, कारखाने महाराष्ट्र शासन, मुंबई/

MANUFACTURING

TABLE No 18.1 B (8.1)

Distribution of working factories according to working strength

(1983)

| कामगार 100—499 Workers | | कामगार 500—999 Workers | | कामगार 1000—4999 Workers | | कामगार 5000 and above Workers | | एकूण Total | | District |
|---------------------------|----------|---------------------------|----------|-----------------------------|----------|-------------------------------------|--------|---------------|-----------|----------------|
| F | W | F | W | F | W | F | W | F | W | |
| (11) | (12) | (13) | (14) | (15) | (16) | (17) | (18) | (19) | (20) | (2) |
| 508 | 1,04,912 | 82 | 55,995 | 91 | 1,78,887 | 7 | 47,831 | 7,417 | 5,20,076 | Greater Bombay |
| 188 | 40,833 | 25 | 17,017 | 21 | 37,695 | .. | .. | 1,274 | 1,23,776 | Thane |
| 30 | 6,175 | 4 | 2,627 | 2 | 2,305 | .. | .. | 144 | 14,107 | Raigad |
| 12 | 2,171 | 1 | 551 | .. | .. | .. | .. | 93 | 4,447 | Ratnagiri |
| 5 | 1,284 | .. | .. | .. | .. | .. | .. | 78 | 2,880 | Sindhudurg |
| 39 | 7,638 | 13 | 8,698 | 8 | 16,781 | .. | .. | 635 | 42,066 | Nashik |
| 12 | 3,496 | .. | .. | 1 | 2,630 | .. | .. | 183 | 8,954 | Dhule |
| 26 | 5,200 | 5 | 3,341 | 6 | 12,411 | .. | .. | 434 | 27,837 | Jalgaon |
| 35 | 9,915 | 8 | 5,612 | 1 | 1,089 | .. | .. | 267 | 20,596 | Ahmadnagar |
| 143 | 31,011 | 25 | 17,587 | 16 | 30,259 | 2 | 19,833 | 1,845 | 1,32,105 | Pune |
| 14 | 3,441 | 3 | 1,879 | 3 | 3,752 | .. | .. | 259 | 12,482 | Satara |
| 11 | 2,327 | 4 | 2,532 | 3 | 4,650 | .. | .. | 365 | 14,011 | Sangli |
| 18 | 3,835 | 7 | 4,068 | 4 | 7,884 | 1 | 6,368 | 1,149 | 28,546 | Solapur |
| 41 | 8,383 | 6 | 4,737 | 6 | 8,542 | .. | .. | 731 | 32,380 | Kolhapur |
| 37 | 7,378 | 9 | 6,444 | 2 | 2,109 | .. | .. | 316 | 22,101 | Aurangabad |
| 5 | 856 | 1 | 663 | .. | .. | .. | .. | 98 | 3,638 | Jalna |
| 12 | 1,427 | 1 | 841 | .. | .. | .. | .. | 69 | 4,052 | Parbhani |
| 4 | 1,145 | 2 | 1,441 | .. | .. | .. | .. | 71 | 3,788 | Beed |
| 10 | 1,700 | 1 | 870 | 2 | 4,035 | .. | .. | 100 | 8,425 | Nanded |
| 7 | 1,189 | 1 | 781 | .. | .. | .. | .. | 51 | 2,835 | Osmanabad |
| 18 | 2,827 | 1 | 575 | .. | .. | .. | .. | 198 | 6,529 | Buldana |
| 29 | 4,127 | 5 | 3,376 | 1 | 1,460 | .. | .. | 291 | 13,295 | Akola |
| 26 | 3,922 | 2 | 1,191 | 1 | 1,600 | .. | .. | 266 | 10,261 | Amravati |
| 23 | 3,839 | 2 | 1,537 | .. | .. | .. | .. | 153 | 8,571 | Yavatmal |
| 11 | 1,441 | .. | .. | 3 | 5,117 | .. | .. | 67 | 8,380 | Wardha |
| 69 | 13,672 | 11 | 7,440 | 3 | 7,101 | 1 | 5,025 | 852 | 44,584 | Nagpur |
| 6 | 1,595 | 1 | 550 | .. | .. | .. | .. | 356 | 4,585 | Bhandara |
| 14 | 2,315 | 2 | 1,425 | 1 | 3,326 | .. | .. | 210 | 9,963 | Chandrapur |
| 1 | 272 | .. | .. | .. | .. | .. | .. | 35 | 563 | Gadchiroli |
| 1,354 | 2,78,371 | 222 | 1,51,778 | 175 | 3,31,623 | 11 | 79,057 | 18,007 | 11,36,833 | Total |

Factories

Workers

Source.—The Chief Inspector of Factories, Government of Maharashtra, Bombay.

18. उत्पादन/MANUFACTURING

संख्या क्रमांक/TABLE No. 18.2 A (8.2)

३१ डिसेंबर १९८२ रोजी संपण्याच्या वर्षातील चालू कारखान्यांची व त्यातील सरासरी दैनिक कामगारांची प्रमुख उद्योग गटानुसार संख्या
Number of working factories and average daily employment in major groups of Industries during the year ending 31st December 1982

| | | उद्योग गट/Industry Group | | | | | | | | | | | | | | | | | |
|----------------------|-----------------|---|-----|------------------------------------|-------|--------------------------------------|-----|-----------------------------|------|--|--------|---|-------|--|----------|---|--------|-------------------|--|
| अ.क्र.सं./Serial No. | जिल्हा/District | 00 कृषी उत्पादन/Agricultural production | | 03 कृषी सेवा/Agricultural services | | 05 वन व लोहानवन/Forestry and logging | | 19 इतर बांधकाम/Other mining | | 20-21 अन्न पदार्थांचे उत्पादन/Manufacture of food products | | 22 पेये, तंबाखू व तंबाखूचे पदार्थांचे उत्पादन/Beverages, tobacco and tobacco products | | 23 सुती कापडांचे उत्पादन/Cotton textiles | | 24 लोकर, रेकीम व कृत्रिम तंतूच्या कापडांचे उत्पादन/Wool, silk and synthetic fibre | | District (2) | |
| | | F. | W. | F. | W. | F. | W. | F. | W. | F. | W. | F. | W. | F. | W. | F. | W. | | |
| | | (3) | (4) | (5) | (6) | (7) | (8) | (9) | (10) | (11) | (12) | (13) | (14) | (15) | (16) | (17) | (18) | | |
| 1 | बृहन्मंडई | .. | .. | .. | .. | 5 | 85 | 4 | 71 | 309 | 16,778 | 15 | 4,926 | 251 | 92,732 | 699 | 33,170 | Gr. Bombay | |
| 2 | ठाणे | .. | .. | .. | .. | .. | .. | 3 | 53 | 68 | 3,341 | 3 | 307 | 36 | 2,426 | 115 | 11,214 | Thane | |
| 3 | रायगड | .. | .. | .. | .. | .. | .. | .. | .. | 26 | 693 | 2 | 289 | 1 | 310 | 2 | 46 | Raigad | |
| 4 | रत्नागिरी | .. | .. | .. | .. | .. | .. | .. | .. | 18 | 568 | 1 | 25 | 2 | 259 | .. | .. | Ratnagiri | |
| 5 | सिंधुदुर्ग | .. | .. | .. | .. | .. | .. | .. | .. | 15 | 841 | 1 | 50 | .. | .. | .. | .. | Sindhudurg | |
| 6 | नाशिक | .. | .. | .. | .. | .. | .. | .. | .. | 64 | 5,740 | 2 | 113 | 59 | 1,314 | 12 | 78 | Nashik | |
| 7 | धुळे | .. | .. | .. | .. | .. | .. | .. | .. | 53 | 3,235 | 1 | 70 | 11 | 3,103 | .. | .. | Dhule | |
| 8 | जळगाव | 2 | 38 | .. | .. | .. | .. | .. | .. | 86 | 4,138 | 4 | 358 | 36 | 8,763 | 3 | 285 | Jalgaon | |
| 9 | अहमदनगर | 1 | 15 | .. | .. | .. | .. | .. | .. | 43 | 9,245 | 6 | 1,043 | 16 | 870 | 1 | 54 | Ahmadnagar | |
| 10 | पुणे | .. | .. | .. | .. | .. | .. | .. | .. | 92 | 5,958 | 8 | 386 | 139 | 3,626 | 3 | 62 | Pune | |
| 11 | सातारा | .. | .. | .. | .. | .. | .. | .. | .. | 49 | 2,516 | 2 | 265 | 7 | 463 | .. | .. | Satara | |
| 12 | सांगली | 2 | 39 | .. | .. | .. | .. | .. | .. | 30 | 3,119 | .. | .. | 100 | 3,707 | 1 | 9 | Sangli | |
| 13 | सोलापूर | .. | .. | 1 | 13 | .. | .. | .. | .. | 52 | 3,735 | 2 | 58 | 963 | 21,001 | 1 | 3 | Solapur | |
| 14 | कोल्हापूर | .. | .. | .. | .. | .. | .. | .. | .. | 89 | 8,562 | 5 | 333 | 175 | 9,045 | .. | .. | Kolhapur | |
| 15 | औरंगाबाद | .. | .. | 7 | 193 | .. | .. | .. | .. | 22 | 5,469 | 1 | 154 | 25 | 2,681 | 9 | 394 | Aurangabad | |
| 16 | जालना | .. | .. | 8 | 636 | .. | .. | .. | .. | 26 | 601 | .. | .. | 24 | 1,292 | .. | .. | Jalna | |
| 17 | परभणी | .. | .. | .. | .. | .. | .. | .. | .. | 23 | 1,826 | .. | .. | 31 | 1,523 | .. | .. | Parbhani | |
| 18 | बीड | .. | .. | .. | .. | .. | .. | .. | .. | 18 | 2,021 | .. | .. | 14 | 259 | .. | .. | Beed | |
| 19 | नांदेड | .. | .. | .. | .. | .. | .. | .. | .. | 22 | 1,733 | .. | .. | 33 | 5,494 | .. | .. | Nanded | |
| 20 | उस्मानाबाद | .. | .. | .. | .. | .. | .. | .. | .. | 19 | 1,284 | .. | .. | 10 | 669 | .. | .. | Osmanabad | |
| 21 | बुलढाणा | .. | .. | 1 | 60 | .. | .. | .. | .. | 40 | 1,881 | .. | .. | 55 | 4,696 | .. | .. | Buldana | |
| 22 | अकोला | .. | .. | 4 | 343 | .. | .. | .. | .. | 75 | 1,827 | .. | .. | 70 | 6,165 | .. | .. | Akola | |
| 23 | अमरावती | .. | .. | 5 | 190 | .. | .. | .. | .. | 56 | 1,824 | .. | .. | 46 | 6,530 | .. | .. | Amravati | |
| 24 | यवतमाळ | .. | .. | .. | .. | .. | .. | .. | .. | 14 | 606 | .. | .. | 54 | 5,792 | .. | .. | Yavatmal | |
| 25 | वर्धा | .. | .. | .. | .. | .. | .. | .. | .. | 5 | 259 | .. | .. | 36 | 7,507 | .. | .. | Wardha | |
| 26 | नागपूर | 1 | 6 | .. | .. | .. | .. | .. | .. | 74 | 2,636 | 5 | 195 | 21 | 9,309 | 5 | 459 | Nagpur | |
| 27 | भंडारा | .. | .. | .. | .. | .. | .. | .. | .. | 214 | 1,428 | .. | .. | .. | .. | .. | .. | Bhandara | |
| 28 | चंद्रपूर | .. | .. | .. | .. | .. | .. | .. | .. | 121 | 545 | .. | .. | 5 | 375 | .. | .. | Chandrapur | |
| महाराष्ट्र राज्य | | 6 | 98 | 26 | 1,435 | 5 | 85 | 7 | 124 | 1,723 | 92,409 | 58 | 8,572 | 2,220 | 1,99,911 | 851 | 45,774 | Maharashtra State | |

तक्ता क्रमांक/TABLE No. 18.2 A (8.2)—contd.

| | | उद्योग गट/Industry Group ; | | | | | | | | | | | | | | | | |
|------------------|------------|--|--|--|---|---|--|--|---------------------------|-------------------------------|---|--|---|--|--|--|-------------------------------|-------------------|
| अनुक्रमांक | जिल्हा | 25 | 26 | 27 | 28 | 29 | 30 | 31 | 32 | | | | | | | | | District |
| | | तागाच्या व अंबाडीच्या तंतूच्या कापडाचे उत्पादन | कापडाच्या वस्तूचे उत्पादन (पादत्राणे सोडून सर्व बापरा-बयाच्या वस्तू) | लाकूड आणि लाकडाच्या वस्तू, फर्निचर वगैरे यांचे उत्पादन | कागद आणि कागदाच्या वस्तू मुद्रण, प्रकाशन आणि तत्सम उद्योग | कातडी, कातडीच्या आणि केसाळ कातडीच्या वस्तूचे उत्पादन (दुरुस्ती सोडून) | रबर, प्लॅस्टिक, पेट्रोलियम व दगडी कोळसा यां पदायचि उत्पादन | रसायने, रासायनिक पदायचि उत्पादन (पेट्रोलियम व दगडी कोळसा यांचे पदाय सोडून) | अधातू खनिज पदायचि उत्पादन | Jute, hemp and mesta textiles | Textiles products (including wearing apparel other than footwear) | Wood and Wood products, furniture and fixtures | Paper and paper products and printing, publishing and allied industries | Leather leather and fur products (except repair) | Rubber, plastic, petroleum and coal products | Chemical and Chemical products (except products of petroleum and coal) | Non-metallic mineral products | |
| Serial No. | | F. (19) | W. (20) | F. (21) | W. (22) | F. (23) | W. (24) | F. (25) | W. (26) | F. (27) | W. (28) | F. (29) | W. (30) | F. (31) | W. (32) | F. (33) | W. (34) | (2) |
| 1 | बृहन्मंबई | 4 | 83 | 515 | 18,774 | 198 | 3,284 | 693 | 23,761 | 57 | 1,622 | 664 | 31,186 | 475 | 46,055 | 216 | 11,053 | Greater Bombay |
| 2 | ठाणे | 1 | 32 | 25 | 1,710 | 27 | 670 | 46 | 2,530 | 3 | 53 | 95 | 5,266 | 216 | 36,475 | 64 | 3,636 | Thane |
| 3 | रायगड | .. | .. | 3 | 83 | .. | .. | 10 | 933 | .. | .. | 4 | 106 | 34 | 5,136 | 16 | 1,433 | Raigad |
| 4 | रत्नागिरी | .. | .. | 1 | 8 | 12 | 60 | 5 | 145 | .. | .. | 1 | 24 | 6 | 133 | 8 | 282 | Ratnagiri |
| 5 | सिंधुदुर्ग | .. | .. | .. | .. | 10 | 52 | .. | .. | .. | .. | .. | .. | 1 | 28 | 15 | 490 | Sindhudurg |
| 6 | नाशिक | .. | .. | 6 | 173 | 160 | 726 | 25 | 9,550 | .. | .. | 11 | 3,073 | 14 | 620 | 40 | 909 | Nashik |
| 7 | धुळे | .. | .. | .. | .. | 55 | 171 | 3 | 37 | .. | .. | 1 | 50 | 5 | 482 | 18 | 286 | Dhule |
| 8 | जळगाव | .. | .. | 1 | 40 | 106 | 297 | 9 | 176 | .. | .. | 6 | 262 | 17 | 1,189 | 21 | 346 | Jalgaon |
| 9 | अहमदनगर | .. | .. | 1 | 7 | 72 | 221 | 5 | 217 | .. | .. | .. | .. | 7 | 308 | 26 | 897 | Ahmadnagar |
| 10 | पुणे | .. | .. | 22 | 1,524 | 181 | 1,146 | 113 | 4,701 | 5 | 74 | 48 | 2,489 | 91 | 8,643 | 133 | 5,669 | Pune |
| 11 | सातारा | .. | .. | .. | .. | 89 | 223 | 6 | 169 | .. | .. | 1 | 15 | 1 | 58 | 12 | 1,559 | Satara |
| 12 | सांगली | .. | .. | 1 | 10 | 67 | 207 | 14 | 188 | .. | .. | 1 | 18 | 4 | 112 | 38 | 609 | Sangli |
| 13 | सोलापूर | .. | .. | 4 | 69 | 47 | 164 | 11 | 168 | 2 | 33 | 3 | 37 | 4 | 51 | 12 | 200 | Solapur |
| 14 | कोल्हापूर | .. | .. | 1 | 10 | 109 | 439 | 28 | 799 | 2 | 65 | 2 | 13 | 10 | 500 | 68 | 1,066 | Kolhapur |
| 15 | औरंगाबाद | .. | .. | 8 | 133 | 43 | 227 | 16 | 989 | 1 | 31 | 7 | 333 | 20 | 1,308 | 17 | 469 | Aurangabad |
| 16 | जालना | .. | .. | 2 | 24 | 5 | 33 | 1 | 140 | .. | .. | .. | .. | .. | .. | 3 | 67 | Jalna |
| 17 | परभणी | .. | .. | 1 | 10 | 12 | 72 | .. | .. | .. | .. | .. | .. | .. | .. | 1 | 20 | Parbhani |
| 18 | बीड | .. | .. | .. | .. | 2 | 11 | .. | .. | 1 | 36 | .. | .. | .. | .. | 5 | 173 | Beed |
| 19 | नांदेड | .. | .. | .. | .. | 31 | 74 | 4 | 132 | .. | .. | .. | .. | 2 | 53 | 4 | 216 | Nanded |
| 20 | उस्मानाबाद | .. | .. | .. | .. | 10 | 20 | 3 | 47 | .. | .. | .. | .. | .. | .. | 3 | 115 | Osmanabad |
| 21 | बुलढाणा | .. | .. | .. | .. | 80 | 189 | 1 | 51 | .. | .. | 1 | 20 | .. | .. | 2 | 40 | Buldana |
| 22 | अकोला | .. | .. | 4 | 336 | 95 | 321 | 5 | 115 | .. | .. | 5 | 209 | 3 | 208 | 7 | 173 | Akola |
| 23 | अमरावती | .. | .. | 1 | 19 | 105 | 557 | 3 | 38 | 1 | 33 | 1 | 57 | 8 | 163 | 8 | 180 | Amravati |
| 24 | यवतमाळ | .. | .. | .. | .. | 51 | 195 | 2 | 47 | .. | .. | .. | .. | 1 | 25 | 23 | 559 | Yavatmal |
| 25 | वर्धा | .. | .. | 1 | 78 | 8 | 31 | .. | .. | .. | .. | .. | .. | .. | .. | 4 | 128 | Wardha |
| 26 | नागपूर | .. | .. | 3 | 52 | 370 | 2,325 | 47 | 3,572 | .. | .. | 13 | 884 | 33 | 1,761 | 58 | 4,850 | Nagpur |
| 27 | भंडारा | .. | .. | .. | .. | 46 | 219 | 3 | 519 | 1 | 69 | 1 | 13 | 4 | 86 | 4 | 214 | Bhandara |
| 28 | चंद्रपूर | .. | .. | .. | .. | 55 | 532 | 3 | 3,898 | .. | .. | .. | .. | 6 | 464 | 43 | 2,948 | Chandrapur |
| महाराष्ट्र राज्य | | 5 | 115 | 600 | 23,060 | 2,046 | 12,466 | 1,061 | 52,922 | 73 | 2,016 | 865 | 44,055 | 962 | 1,03,858 | 869 | 38,587 | Maharashtra State |

TABLE No. 18.2 A(8.2)—contd.

| | | उद्योग गट/Industry Group | | | | | | | | | | | | | | | | |
|---------------------------|---------------|------------------------------------|--|---|--|--|---------------------|---------|----------------|-----------------------------------|---|--|--|-------------------------------|--------------------------------|-------------|---------------|-------------------|
| अनुक्रममांक Serial No. | जिल्हा (2) | 33 | 34 | 35 | 36 | 37 | 38 | 40 | 41 | | | | | | | | | District (2) |
| | | मूलभूत धातू व मिश्रण यांचे उत्पादन | धातूंच्या वस्तू व भाग यांचे उत्पादन (यंत्रे व परिवहन सामुग्री सोडून) | यंत्र सामुग्री, यंत्रिकी हत्यारे, आणि भाग यांचे उत्पादन (विद्युत यंत्रसामुग्री सोडून) | विद्युतयंत्रसामुग्री साधने, उपकरणे व पुरवठा व सुटे भाग | परिवहन सामुग्री व सुटे भाग यांचे उत्पादन | इतर उत्पादक कारखाने | विद्युत | वायु आणि बाष्प | Basic metal and alloys industries | Metal products and parts (except machinery and transport equipment) | Machinery, Machine tools and parts (except electrical machinery) | Electrical machinery, apparatus, appliances and supplies and parts | Transport equipment and parts | Other manufacturing industries | Electricity | Gas and Steam | |
| (1) | | F. (35) | W. (36) | F. (37) | W. (38) | F. (39) | W. (40) | F. (41) | W. (42) | F. (43) | W. (44) | F. (45) | W. (46) | F. (47) | W. (48) | F. (49) | W. (50) | |
| 1 | बृहन्मुंबई | 277 | 20,115 | 993 | 38,173 | 806 | 38,910 | 557 | 38,897 | 173 | 51,454 | 347 | 12,403 | 20 | 1,813 | 6 | 755 | Greater Bombay |
| 2 | ठाणे | 113 | 13,052 | 130 | 8,160 | 168 | 17,544 | 52 | 9,957 | 24 | 5,172 | 30 | 2,650 | 15 | 1,037 | 1 | 82 | Thane |
| 3 | रायगड | 24 | 4,191 | 7 | 245 | 2 | 48 | 2 | 49 | 1 | 224 | 2 | 35 | 6 | 416 | .. | .. | Raigad |
| 4 | रत्नागिरी | 4 | 674 | 3 | 109 | 1 | 20 | 4 | 74 | .. | .. | .. | .. | 3 | 498 | .. | .. | Ratnagiri |
| 5 | सिंधुदुर्ग | 3 | 759 | 1 | 8 | 1 | 11 | 1 | 12 | .. | .. | .. | .. | 2 | 19 | .. | .. | Sindhudurg |
| 6 | नाशिक | 21 | 1,411 | 27 | 1,674 | 32 | 2,544 | 35 | 2,950 | 12 | 4,851 | 6 | 141 | 10 | 2,722 | 1 | 7 | Nashik |
| 7 | धुळे | .. | .. | 2 | 57 | .. | .. | .. | .. | 1 | 6 | .. | .. | 3 | 43 | .. | .. | Dhule |
| 8 | जळगाव | 6 | 408 | 6 | 213 | 5 | 6,140 | 6 | 184 | 2 | 1,212 | .. | .. | 6 | 1,784 | .. | .. | Jaigaon |
| 9 | अहमदनगर | 11 | 969 | 3 | 375 | 21 | 1,190 | 4 | 680 | 4 | 925 | 1 | 20 | 3 | 70 | .. | .. | Ahmadnagar |
| 10 | पुणे | 65 | 6,433 | 156 | 5,566 | 261 | 33,943 | 109 | 12,746 | 27 | 17,339 | 43 | 1,569 | 11 | 339 | 2 | 104 | Pune |
| 11 | सातारा | 11 | 426 | 4 | 387 | 12 | 2,601 | 3 | 355 | 4 | 511 | 1 | 13 | 5 | 98 | .. | .. | Satara |
| 12 | सांगली | 25 | 2,828 | 7 | 170 | 16 | 797 | 8 | 227 | .. | .. | .. | .. | 3 | 48 | .. | .. | Sangli |
| 13 | सोलापूर | 8 | 1,993 | 7 | 36 | 7 | 217 | 1 | 4 | .. | .. | .. | .. | 3 | 46 | .. | .. | Solapur |
| 14 | कोल्हापूर | 87 | 5,372 | 12 | 266 | 69 | 2,509 | 10 | 293 | 3 | 564 | 4 | 157 | 8 | 149 | 1 | 10 | Kolhapur |
| 15 | औरंगाबाद | 16 | 1,558 | 22 | 1,750 | 27 | 2,123 | 9 | 332 | 5 | 2,026 | 3 | 55 | 5 | 76 | .. | .. | Aurangabad |
| 16 | जालना | 7 | 650 | 3 | 588 | 3 | 30 | .. | .. | .. | .. | .. | .. | 1 | 13 | .. | .. | Jalna |
| 17 | परभणी | .. | .. | 1 | 20 | 1 | 20 | .. | .. | .. | .. | .. | .. | 1 | 50 | .. | .. | Parbhani |
| 18 | बीड | .. | .. | 2 | 75 | .. | .. | 2 | 30 | .. | .. | .. | .. | 4 | 688 | .. | .. | Beed |
| 19 | नांदेड | .. | .. | 2 | 36 | 1 | 186 | 1 | 32 | .. | .. | .. | .. | .. | .. | .. | .. | Nanded |
| 20 | उस्मानाबाद | .. | .. | 1 | 50 | .. | .. | .. | .. | .. | .. | 1 | 21 | 1 | 20 | .. | .. | Osmanabad |
| 21 | बुलढाणा | 1 | 135 | .. | .. | 2 | 31 | .. | .. | .. | .. | .. | .. | 1 | 11 | .. | .. | Buldana |
| 22 | अकोला | .. | .. | 8 | 103 | 2 | 176 | .. | .. | .. | .. | .. | .. | 4 | 723 | .. | .. | Akola |
| 23 | अमरावती | .. | .. | 5 | 78 | 6 | 66 | 2 | 28 | .. | .. | .. | .. | 2 | 36 | .. | .. | Amravati |
| 24 | यवतमाळ | .. | .. | 1 | 50 | .. | .. | .. | .. | .. | .. | .. | .. | 1 | 15 | .. | .. | Yavatmal |
| 25 | वर्धा | 1 | 10 | .. | .. | 1 | 34 | .. | .. | .. | .. | .. | .. | .. | .. | .. | .. | Wardha |
| 26 | नागपूर | 40 | 5,535 | 30 | 1,435 | 40 | 1,361 | 12 | 445 | 8 | 1,346 | 1 | 13 | 2 | 840 | 4 | 136 | Nagpur |
| 27 | भंडारा | 6 | 813 | 30 | 360 | 2 | 21 | .. | .. | .. | .. | .. | .. | .. | .. | .. | .. | Bhandara |
| 28 | चंद्रपूर | 2 | 920 | 1 | 15 | 1 | 2 | .. | .. | .. | .. | .. | .. | 1 | 181 | .. | .. | Chandrapur |
| महाराष्ट्र राज्य | | 728 | 68,252 | 1,464 | 59,999 | 1,487 | 1,10,524 | 818 | 67,295 | 264 | 85,630 | 439 | 17,077 | 121 | 11,735 | 15 | 1,094 | Maharashtra State |

तक्ता क्रमांक/TABLE No. 18.2 A (8.2)—cont.

उद्योग गट/Industry Group

| अनुक्रममांक Serial No. | जिल्हा District | 42 | | 50 | | 51 | | 61 | | 62 | | 65 | | 67 | | 68 | | District |
|---------------------------|--------------------|------------------------|---------|--------------|---------|-----------------------------------|---------|--|---------|--|---------|--|---------|---|---------|-----------------------------|---------|-------------------|
| | | अक्योजणा आणि पुरवठा | | बांधकाम | | बांधकाम व संलग्न कामे | | इंधन व बिवावती, रसायने, अंतर, चिनीमाती व कांच यांचा घाऊक व्यापार | | लाकड, कागद इतर तंतू कातडी आणि असास तेले यांचा घाऊक व्यापार | | अन्न व अन्नपदार्थ, पेये, तंबाखू आणि अमली पदार्थांना किरकोळ व्यापार | | इंधन आणि इतर घरगुती बापरावयाच्या वस्तू व टिकाऊ वस्तू यांचा किरकोळ व्यापार | | इतर किरकोळ वस्तूंचा व्यापार | | |
| | | Water works and supply | | Construction | | Activities allied to construction | | Wholesale trade in fuel, light, chemicals, perfumery, ceramics, glass etc. | | Wholesale trade in wood, paper other fabrics, hide and skin and inedible oil | | Retail trade in food and food articles, beverages, tobacco and intoxicants | | Retail trade in fuel and other house hold utilities and durables | | Retail trade in others | | |
| (1) | (2) | F. (51) | W. (52) | F. (53) | W. (54) | F. (55) | W. (56) | F. (57) | W. (58) | F. (59) | W. (60) | F. (61) | W. (62) | F. (63) | W. (64) | F. (65) | W. (66) | (2) |
| 1 | बुध्दपूर | 10 | 231 | .. | .. | 2 | 45 | 2 | 99 | 6 | 763 | 1 | 6 | .. | .. | 2 | 926 | Greater Bombay |
| 2 | ठाणे | 4 | 154 | .. | .. | .. | .. | .. | .. | .. | .. | .. | .. | .. | .. | .. | .. | Thane |
| 3 | रायगड | 3 | 116 | .. | .. | .. | .. | .. | .. | .. | .. | .. | .. | .. | .. | .. | .. | Raigad |
| 4 | रत्नागिरी | .. | .. | .. | .. | .. | .. | .. | .. | .. | .. | .. | .. | .. | .. | .. | .. | Ratnagiri |
| 5 | सिंधुदुर्ग | .. | .. | .. | .. | .. | .. | .. | .. | .. | .. | .. | .. | .. | .. | .. | .. | Sindhudurg |
| 6 | नाशिक | 3 | 85 | .. | .. | .. | .. | 1 | 37 | .. | .. | .. | .. | .. | .. | 2 | 47 | Nashik |
| 7 | धुळे | .. | .. | .. | .. | .. | .. | .. | .. | .. | .. | .. | .. | .. | .. | .. | .. | Dhule |
| 8 | जळगाव | 2 | 64 | .. | .. | .. | .. | .. | .. | .. | .. | .. | .. | .. | .. | 1 | 11 | Jalgaon |
| 9 | अहमदनगर | 4 | 146 | .. | .. | .. | .. | .. | .. | .. | .. | .. | .. | .. | .. | .. | .. | Ahmadnagar |
| 10 | पुणे | 5 | 533 | .. | .. | .. | .. | .. | .. | 5 | 106 | .. | .. | 1 | 6 | .. | .. | Pune |
| 11 | सातारा | 2 | 109 | .. | .. | .. | .. | .. | .. | .. | .. | .. | .. | .. | .. | .. | .. | Satara |
| 12 | सांगली | 3 | 102 | 1 | 35 | .. | .. | 1 | 10 | .. | .. | .. | .. | .. | .. | .. | .. | Sangli |
| 13 | सोलापूर | 4 | 145 | .. | .. | 1 | 15 | .. | .. | .. | .. | .. | .. | .. | .. | .. | .. | Solapur |
| 14 | कोल्हापूर | 5 | 105 | .. | .. | .. | .. | .. | .. | .. | .. | .. | .. | .. | .. | 4 | 56 | Kolhapur |
| 15 | औरंगाबाद | .. | .. | .. | .. | .. | .. | .. | .. | .. | .. | .. | .. | .. | .. | .. | .. | Aurangabad |
| 16 | जालना | .. | .. | .. | .. | .. | .. | .. | .. | .. | .. | .. | .. | .. | .. | .. | .. | Jalna |
| 17 | परभणी | .. | .. | .. | .. | .. | .. | .. | .. | .. | .. | .. | .. | .. | .. | .. | .. | Parbhani |
| 18 | बीड | .. | .. | .. | .. | .. | .. | .. | .. | .. | .. | .. | .. | .. | .. | .. | .. | Beed |
| 19 | नांदेड | .. | .. | .. | .. | .. | .. | .. | .. | .. | .. | .. | .. | .. | .. | .. | .. | Nanded |
| 20 | उस्मानाबाद | .. | .. | .. | .. | .. | .. | .. | .. | .. | .. | .. | .. | .. | .. | .. | .. | Osmanabad |
| 21 | बुलढाणा | .. | .. | .. | .. | .. | .. | .. | .. | .. | .. | .. | .. | .. | .. | .. | .. | Buldhana |
| 22 | अकोला | .. | .. | .. | .. | .. | .. | .. | .. | .. | .. | .. | .. | .. | .. | 1 | 18 | Akola |
| 23 | अमरावती | 1 | 45 | .. | .. | .. | .. | .. | .. | .. | .. | .. | .. | .. | .. | 1 | 15 | Amravati |
| 24 | यवतमाळ | .. | .. | .. | .. | .. | .. | .. | .. | .. | .. | .. | .. | .. | .. | .. | .. | Yavatmal |
| 25 | वर्धा | .. | .. | .. | .. | .. | .. | .. | .. | .. | .. | .. | .. | .. | .. | .. | .. | Wardha |
| 26 | नागपूर | 2 | 88 | .. | .. | 1 | 1,720 | .. | .. | .. | .. | .. | .. | .. | .. | 1 | 21 | Nagpur |
| 27 | भंडारा | .. | .. | .. | .. | .. | .. | .. | .. | .. | .. | .. | .. | .. | .. | .. | .. | Bhandara |
| 28 | चंद्रपूर | .. | .. | .. | .. | .. | .. | .. | .. | .. | .. | .. | .. | .. | .. | .. | .. | Chandrapur |
| महाराष्ट्र राज्य | | 48 | 1,923 | 1 | 35 | 4 | 1,780 | 4 | 146 | 11 | 869 | 1 | 6 | 1 | 6 | 12 | 1,094 | Maharashtra State |

तबता क्रमांक/TABLE No. 18.2 A (8.2)—contd.

| | | उद्योग गट/Industry Group | | | | | | | | | | | | | | | | | | | |
|-------------|------------------|--------------------------|-----------------|---------------|---|-------------------------|----------------|-----------------------------------|-------------------|--|-------|------|------|------|-------|------|------|------|----------|-------------------|------------|
| अनु क्रमांक | जिल्हा | 70 | 71 | 72 | 73 | 74 | 75 | 82 | 91 | 92 | | | | | | | | | | | |
| | | जमिनीवरील वाहतूक | जल वाहतूक | हवाई वाहतूक | वाहतुकीस अनुषंगिक सेवा | साठवण आणि गोदामे | दळणवळण | स्थावर मालमत्ता आणि व्यापार सेवा | साफसफाई सेवा | शैक्षणिक, वैज्ञानिक आणि संशोधन सेवा | | | | | | | | | | | |
| Serial No. | | Land transport | Water transport | Air transport | Services incidental to transport such as packing. | Storage and warehousing | Communica-tion | Real estate and business services | Sanitary services | Education and scientific and research services | | | | | | | | | District | | |
| | | F. | W. | F. | W. | F. | W. | F. | W. | F. | W. | F. | W. | F. | W. | F. | W. | F. | W. | | |
| (1) | (2) | (67) | (68) | (69) | (70) | (71) | (72) | (73) | (74) | (75) | (76) | (77) | (78) | (79) | (80) | (81) | (82) | (83) | (84) | (2) | |
| 1 | बृहन्मुंबई | 1 | 55 | 1 | 98 | 6 | 5,957 | 1 | 214 | 6 | 712 | 1 | 48 | 29 | 1,560 | 10 | 367 | 1 | 13 | Greater Bombay | |
| 2 | ठाणे | .. | .. | .. | .. | .. | .. | .. | .. | 4 | 108 | .. | .. | .. | .. | .. | .. | .. | .. | Thane | |
| 3 | रायगड | .. | .. | .. | .. | .. | .. | .. | .. | .. | .. | .. | .. | .. | .. | .. | .. | .. | .. | Raigad | |
| 4 | रत्नागिरी | .. | .. | .. | .. | .. | .. | .. | .. | .. | .. | .. | .. | .. | .. | .. | .. | .. | .. | Ratnagiri | |
| 5 | सिंधुदुर्ग | .. | .. | .. | .. | .. | .. | .. | .. | .. | .. | .. | .. | .. | .. | .. | .. | .. | .. | Sindhudurg | |
| 6 | नाशिक | .. | .. | .. | .. | .. | .. | .. | .. | .. | .. | .. | .. | .. | .. | 4 | 99 | .. | .. | Nashik | |
| 7 | धुळे | .. | .. | .. | .. | .. | .. | .. | .. | .. | .. | .. | .. | .. | .. | .. | .. | .. | .. | Dhule | |
| 8 | जळगाव | .. | .. | .. | .. | .. | .. | 1 | 10 | .. | .. | .. | .. | .. | .. | .. | .. | .. | .. | Jalgaon | |
| 9 | अहमदनगर | .. | .. | .. | .. | .. | .. | .. | .. | .. | .. | .. | .. | .. | .. | .. | .. | .. | 1 | 25 | Ahmadnagar |
| 10 | पुणे | .. | .. | .. | .. | .. | .. | 1 | 48 | 1 | 40 | .. | .. | 2 | 95 | 3 | 74 | .. | .. | Pune | |
| 11 | सातारा | .. | .. | .. | .. | .. | .. | .. | .. | 1 | 161 | .. | .. | .. | .. | .. | .. | .. | .. | Satara | |
| 12 | सांगली | .. | .. | .. | .. | .. | .. | .. | .. | 1 | 18 | .. | .. | .. | .. | .. | .. | .. | .. | Sangli | |
| 13 | सोलापूर | .. | .. | .. | .. | .. | .. | .. | .. | .. | .. | .. | .. | .. | .. | 1 | 55 | .. | .. | Solapur | |
| 14 | कोल्हापूर | .. | .. | .. | .. | .. | .. | .. | .. | 3 | 39 | .. | .. | .. | .. | .. | .. | .. | .. | Kolhapur | |
| 15 | औरंगाबाद | .. | .. | .. | .. | .. | .. | .. | .. | 1 | 13 | .. | .. | .. | .. | .. | .. | .. | .. | Aurangabad | |
| 16 | जालना | .. | .. | .. | .. | .. | .. | .. | .. | .. | .. | .. | .. | .. | .. | .. | .. | .. | .. | Jalna | |
| 17 | परभणी | .. | .. | .. | .. | .. | .. | .. | .. | .. | .. | .. | .. | .. | .. | .. | .. | .. | .. | Parbhani | |
| 18 | बीड | .. | .. | .. | .. | .. | .. | .. | .. | .. | .. | .. | .. | .. | .. | .. | .. | .. | .. | Beed | |
| 19 | नांदेड | .. | .. | .. | .. | .. | .. | .. | .. | .. | .. | .. | .. | .. | .. | .. | .. | .. | .. | Nanded | |
| 20 | उस्मानाबाद | .. | .. | .. | .. | .. | .. | .. | .. | .. | .. | .. | .. | .. | .. | .. | .. | .. | .. | Osmanabad | |
| 21 | बुलढाणा | .. | .. | .. | .. | .. | .. | .. | .. | .. | .. | .. | .. | .. | .. | .. | .. | .. | .. | Buldana | |
| 22 | अकोला | .. | .. | .. | .. | .. | .. | .. | .. | .. | .. | .. | .. | .. | .. | .. | .. | .. | .. | Akola | |
| 23 | अमरावती | .. | .. | .. | .. | .. | .. | .. | .. | .. | .. | .. | .. | .. | .. | .. | .. | .. | .. | Amravati | |
| 24 | यवतमाळ | .. | .. | .. | .. | .. | .. | .. | .. | .. | .. | .. | .. | .. | .. | .. | .. | .. | .. | Yavatmal | |
| 25 | वर्धा | .. | .. | .. | .. | .. | .. | .. | .. | .. | .. | .. | .. | .. | .. | .. | .. | .. | .. | Wardha | |
| 26 | नागपूर | .. | .. | .. | .. | .. | .. | .. | .. | 4 | 66 | .. | .. | .. | .. | .. | .. | .. | .. | Nagpur | |
| 27 | भंडारा | .. | .. | .. | .. | .. | .. | .. | .. | .. | .. | .. | .. | .. | .. | .. | .. | .. | .. | Bhandara | |
| 28 | चंद्रपूर | .. | .. | .. | .. | .. | .. | .. | .. | 1 | 9 | .. | .. | .. | .. | .. | .. | .. | .. | Chandrapur | |
| | महाराष्ट्र राज्य | 1 | 55 | 1 | 98 | 6 | 5,957 | 3 | 272 | 22 | 1,166 | 1 | 48 | 31 | 1,655 | 18 | 595 | 2 | 38 | Maharashtra State | |

तबला क्रमांक/TABLE No. 18.2 A (8.2)—contd.

| | | उद्योग गट/Industry Group | | | | | | | | | | | | | | | | | |
|--------------------------|--------------------|---|------|---|------|---|------|--|-------|---|--------|---|------|---|------|---------------|-----------|-------------------|--|
| अनुक्रमांक Serial No. | जिल्हा District | 93 वैद्यकीय आणि आरोग्य सेवा Medical and health services | | 94 सामूहिक सेवा Community services | | 95 मनोरंजन व सांस्कृतिक सेवा Recreational and cultural services | | 96 व्यक्तीगत सेवा Personal services | | 97 दुरुस्ती सेवा Repair services | | 98 आंतरराष्ट्रीय व अन्य राज्य क्षेत्रातील उपक्रम सेवा International and other extra territorial bodies services | | 99 अवर्गीकृत सेवा Services not elsewhere classified | | एकूण Total | | District | |
| | | F. | W. | F. | W. | F. | W. | F. | W. | F. | W. | F. | W. | F. | W. | F. | W. | | |
| (1) | (2) | (85) | (86) | (87) | (88) | (89) | (90) | (91) | (92) | (93) | (94) | (95) | (96) | (97) | (98) | (99) | (100) | (2) | |
| 1 | मुहम्बई | .. | .. | 1 | 27 | 18 | 781 | 12 | 1,176 | 135 | 11,033 | 2 | 73 | 5 | 297 | 7,541 | 5,10,581 | Greater Bombay | |
| 2 | ठाणे | .. | .. | .. | .. | .. | .. | 1 | 64 | 11 | 1,115 | .. | .. | .. | .. | 1,255 | 1,26,808 | Thane | |
| 3 | रायगड | .. | .. | .. | .. | .. | .. | .. | .. | 5 | 256 | .. | .. | .. | .. | 150 | 14,609 | Raigad | |
| 4 | रत्नागिरी | .. | .. | .. | .. | .. | .. | .. | .. | 10 | 599 | .. | .. | .. | .. | 79 | 3,478 | Ratnagiri | |
| 5 | सिंधुदुर्ग | .. | .. | .. | .. | .. | .. | .. | .. | 6 | 246 | .. | .. | .. | .. | 56 | 2,516 | Sindhudurg | |
| 6 | नाशिक | .. | .. | .. | .. | .. | .. | .. | .. | 18 | 1,114 | .. | .. | .. | .. | 565 | 39,978 | Nashik | |
| 7 | धुळे | .. | .. | .. | .. | .. | .. | .. | .. | 8 | 626 | .. | .. | .. | .. | 161 | 8,166 | Dhule | |
| 8 | जळगाव | .. | .. | .. | .. | .. | .. | .. | .. | 12 | 869 | .. | .. | .. | .. | 338 | 26,787 | Jalgaon | |
| 9 | अहमदनगर | .. | .. | .. | .. | .. | .. | .. | .. | 10 | 842 | .. | .. | .. | .. | 240 | 18,119 | Ahmadnagar | |
| 10 | पुणे | 3 | 94 | .. | .. | .. | .. | 7 | 149 | 45 | 5,449 | .. | .. | 1 | 27 | 1,583 | 1,18,938 | Pune | |
| 11 | सातारा | .. | .. | .. | .. | .. | .. | .. | .. | 12 | 712 | .. | .. | .. | .. | 222 | 10,641 | Satara | |
| 12 | सांगली | .. | .. | .. | .. | .. | .. | .. | .. | 13 | 729 | .. | .. | .. | .. | 336 | 12,982 | Sangli | |
| 13 | सोलापूर | 1 | 40 | .. | .. | .. | .. | .. | .. | 15 | 1,266 | .. | .. | .. | .. | 1,150 | 29,349 | Solapur | |
| 14 | कोल्हापूर | .. | .. | .. | .. | 2 | 60 | .. | .. | 25 | 1,935 | .. | .. | .. | .. | 722 | 32,347 | Kolhapur | |
| 15 | औरंगाबाद | .. | .. | .. | .. | .. | .. | .. | .. | 15 | 1,161 | .. | .. | .. | .. | 279 | 21,475 | Aurangabad | |
| 16 | जालना | .. | .. | .. | .. | .. | .. | .. | .. | 2 | 119 | .. | .. | .. | .. | 85 | 4,193 | Jalna | |
| 17 | परभणी | .. | .. | .. | .. | .. | .. | .. | .. | 3 | 90 | .. | .. | .. | .. | 74 | 3,631 | Parbhani | |
| 18 | बीड | .. | .. | .. | .. | .. | .. | .. | .. | 5 | 363 | .. | .. | .. | .. | 53 | 3,656 | Beed | |
| 19 | नांदेड | .. | .. | .. | .. | .. | .. | .. | .. | 7 | 228 | .. | .. | .. | .. | 107 | 8,184 | Nanded | |
| 20 | उस्मानाबाद | .. | .. | .. | .. | .. | .. | .. | .. | 4 | 397 | .. | .. | .. | .. | 52 | 2,623 | Osmanabad | |
| 21 | बुलढाणा | .. | .. | .. | .. | .. | .. | .. | .. | 5 | 404 | .. | .. | .. | .. | 189 | 7,518 | Buldana | |
| 22 | अकोला | .. | .. | .. | .. | .. | .. | .. | .. | 5 | 292 | .. | .. | .. | .. | 288 | 11,009 | Akola | |
| 23 | अमरावती | .. | .. | .. | .. | .. | .. | .. | .. | 11 | 600 | .. | .. | .. | .. | 262 | 10,459 | Amravati | |
| 24 | यवतमाळ | .. | .. | .. | .. | .. | .. | .. | .. | 6 | 319 | .. | .. | .. | .. | 153 | 7,608 | Yavatmal | |
| 25 | वर्धा | .. | .. | .. | .. | .. | .. | .. | .. | 3 | 160 | .. | .. | .. | .. | 59 | 8,207 | Wardha | |
| 26 | नागपूर | .. | .. | .. | .. | .. | .. | 2 | 41 | 23 | 1,414 | .. | .. | .. | .. | 800 | 40,510 | Nagpur | |
| 27 | भंडारा | .. | .. | .. | .. | .. | .. | .. | .. | 5 | 265 | .. | .. | .. | .. | 316 | 4,007 | Bhandara | |
| 28 | चंद्रपूर | .. | .. | .. | .. | .. | .. | .. | .. | 5 | 229 | .. | .. | .. | .. | 244 | 10,118 | Chandrapur | |
| महाराष्ट्र राज्य | | 4 | 134 | 1 | 27 | 20 | 841 | 22 | 1,430 | 424 | 32,832 | 2 | 73 | 6 | 324 | 17,359 | 10,98,497 | Maharashtra State | |

F—कारखाने/Factories W—कामगार/Workers

आधार—मुख्य निरीक्षक कारखाने, महाराष्ट्र शासन, मुंबई

Source—The Chief Inspector of Factories, Government of Maharashtra, Bombay.

18. उत्पादन/MANUFACTURING

तक्ता क्रमांक/TABLE No. 18-2 B (8.2)

३१ डिसेंबर १९८३ रोजी संध्याच्या वर्षातील धालू कारखान्यांची व स्यातील सरासरी दैनिक कामगारांची प्रमुख उद्योग गटानुसार संख्या
Number of working factories and average daily employment in major groups of industries during the year ending 31st December 1983

| अनुक्रमांक Serial No. | जिल्हा District | उद्योग गट/Industry Group | | | | | | | | | | | | | | | | |
|--------------------------|--------------------|--|-----|---------------------------------------|-----|---|-----|-------------------------------|------|---|--------|--|-------|--|----------|---|--------|-------------------|
| | | 00 कृषि-उत्पादन Agricultural production | | 03 कृषि सेवा Agricultural services | | 05 वन व नौकानयन Forestry and logging | | 19 इतर खानकाम Other mining | | 20-21 अन्न पदार्थांचे उत्पादन Manufacture of food products | | 22 पेये, तंबाखू व तंबाखूचे पदार्थांचे उत्पादन Beverages, tobacco and tobacco products | | 23 सुती कापडाचे उत्पादन Cotton textiles | | 24 लोकर, रेशीम व कृत्रिम तंतूच्या कापडाचे उत्पादन Wool, Silk and Synthetic fibre | | |
| | | F. | W. | F. | W. | F. | W. | F. | W. | F. | W. | F. | W. | F. | W. | F. | W. | |
| (1) | (2) | (3) | (4) | (5) | (6) | (7) | (8) | (9) | (10) | (11) | (12) | (13) | (14) | (15) | (16) | (17) | (18) | (2) |
| 1 | मुंबई | .. | .. | .. | .. | 4 | 58 | 3 | 524 | 305 | 16,103 | 13 | 4,044 | 229 | 1,14,682 | 728 | 30,896 | Greater Bombay |
| 2 | ठाणे | .. | .. | .. | .. | .. | .. | 3 | 52 | 86 | 3,579 | 3 | 298 | 40 | 2,599 | 115 | 10,273 | Thane |
| 3 | रायगड | .. | .. | .. | .. | .. | .. | .. | .. | 24 | 686 | 2 | 306 | 1 | 366 | 1 | 9 | Raigad |
| 4 | रत्नागिरी | .. | .. | .. | .. | .. | .. | .. | .. | 21 | 1,257 | 1 | 38 | 2 | 306 | .. | .. | Ratnagiri |
| 5 | सिंधुदुर्ग | .. | .. | .. | .. | .. | .. | .. | .. | 19 | 827 | 1 | 45 | .. | .. | .. | .. | Sindhudurg |
| 6 | नाशिक | 2 | 45 | .. | .. | .. | .. | .. | .. | 66 | 6,273 | 2 | 88 | 58 | 1,544 | 14 | 165 | Nashik |
| 7 | धुळे | .. | .. | .. | .. | .. | .. | .. | .. | 61 | 3,405 | 3 | 84 | 11 | 3,221 | .. | .. | Dhule |
| 8 | जळगाव | 2 | 33 | .. | .. | .. | .. | .. | .. | 115 | 5,532 | 5 | 403 | 35 | 8,833 | 4 | 462 | Jalgaon |
| 9 | अहमदनगर | 1 | 20 | .. | .. | .. | .. | .. | .. | 41 | 9,455 | 8 | 1,361 | 14 | 1,119 | 1 | 48 | Ahmadnagar |
| 10 | पुणे | .. | .. | .. | .. | .. | .. | .. | .. | 177 | 7,033 | 8 | 434 | 149 | 3,508 | 3 | 120 | Pune |
| 11 | सातारा | .. | .. | .. | .. | .. | .. | .. | .. | 64 | 3,832 | 2 | 371 | 9 | 339 | .. | .. | Satara |
| 12 | सांगली | 2 | 40 | .. | .. | .. | .. | .. | .. | 27 | 3,084 | .. | .. | 96 | 4,211 | 1 | 13 | Sangli |
| 13 | सोलापूर | .. | .. | 1 | 13 | .. | .. | .. | .. | 51 | 3,774 | 2 | 70 | 930 | 20,017 | 1 | 4 | Solapur |
| 14 | कोल्हापूर | .. | .. | .. | .. | .. | .. | .. | .. | 50 | 8,272 | 8 | 348 | 174 | 9,193 | .. | .. | Kolhapur |
| 15 | औरंगाबाद | .. | .. | 5 | 154 | .. | .. | .. | .. | 22 | 5,218 | 1 | 234 | 23 | 3,002 | 9 | 572 | Aurangabad |
| 16 | जालना | .. | .. | 7 | 409 | .. | .. | .. | .. | 25 | 415 | .. | .. | 24 | 1,101 | .. | .. | Jalna |
| 17 | परभणी | .. | .. | .. | .. | .. | .. | .. | .. | 19 | 1,841 | .. | .. | 30 | 1,047 | .. | .. | Parbhani |
| 18 | बीड | .. | .. | .. | .. | .. | .. | .. | .. | 18 | 1,936 | .. | .. | 14 | 254 | .. | .. | Beed |
| 19 | नांदेड | .. | .. | .. | .. | .. | .. | .. | .. | 19 | 1,335 | .. | .. | 29 | 5,338 | .. | .. | Nanded |
| 20 | उस्मानाबाद | .. | .. | .. | .. | .. | .. | .. | .. | 18 | 1,339 | .. | .. | 10 | 911 | .. | .. | Osmanabad |
| 21 | बुलढाणा | .. | .. | 1 | 30 | .. | .. | .. | .. | 41 | 1,368 | .. | .. | 61 | 4,580 | .. | .. | Buldana |
| 22 | अकोला | .. | .. | 4 | 124 | .. | .. | .. | .. | 75 | 1,559 | .. | .. | 71 | 9,078 | .. | .. | Akola |
| 23 | अमरावती | .. | .. | 5 | 171 | .. | .. | .. | .. | 59 | 1,261 | .. | .. | 46 | 7,061 | .. | .. | Amravati |
| 24 | यवतमाळ | .. | .. | .. | .. | .. | .. | .. | .. | 14 | 598 | .. | .. | 55 | 5,846 | 1 | 900 | Yavatmal |
| 25 | वर्धा | .. | .. | .. | .. | .. | .. | .. | .. | 7 | 500 | .. | .. | 38 | 7,463 | .. | .. | Wardha |
| 26 | नागपूर | 1 | 10 | .. | .. | .. | .. | .. | .. | 73 | 2,748 | 9 | 306 | 22 | 11,795 | 3 | 376 | Nagpur |
| 27 | भंडारा | .. | .. | .. | .. | .. | .. | .. | .. | 234 | 1,371 | .. | .. | .. | .. | .. | .. | Bhandara |
| 28 | चंद्रपूर | .. | .. | .. | .. | .. | .. | .. | .. | 92 | 502 | .. | .. | 7 | 320 | .. | .. | Chandrapur |
| 29 | गडचिरोली | .. | .. | .. | .. | .. | .. | .. | .. | 26 | 110 | .. | .. | .. | .. | .. | .. | Gadchiroli |
| महाराष्ट्र राज्य | | 8 | 148 | 23 | 901 | 4 | 58 | 6 | 576 | 1,849 | 95,213 | 68 | 8,430 | 2,178 | 2,28,734 | 881 | 43,778 | Maharashtra State |

F.—कारखाने/Factories W.—कामगार/Workers

तक्ता क्रमांक/TABLE No. 18:2 B—contd.

A-290-102.

| | | उद्योग गट/Industry Group. | | | | | | | | | | | | | | | | | |
|------------|------------------|--|------|--|--------|--|--------|--|--------|---|-------|--|--------|--|--------|-------------------------------|--------|-------------------|-----|
| अनुक्रमांक | जिल्हा | 25 | | 26 | | 27 | | 28 | | 29 | | 30 | | 31 | | 32 | | District | |
| | | तागाच्या व अंबाडीच्या तंतूच्या कापडाचे उत्पादन | | कापडाच्या वस्तूंचे उत्पादन (पादत्राणे सोडून सर्व वापरावयाच्या वस्तू) | | लाकूड आणि लाकडाच्या वस्तू, फर्निचर वगैरे यांचे उत्पादन | | कागद आणि कागदाच्या वस्तू, मुद्रण, प्रकाशन आणि तत्सम उद्योग | | कातडी, कातड्याच्या आणि केसाळ कातड्यांच्या वस्तूंचे उत्पादन (डुरुस्ती सोडून) | | रबर, प्लॅस्टिक, पेट्रोलियम व दगडी कोळसा यांच्या पदार्थांचे उत्पादन | | रसायने, रासायनिक पदार्थांचे उत्पादन (पेट्रोलियम व दगडी कोळसा यांचे पदार्थ सोडून) | | अधातू खनिज पदार्थांचे उत्पादन | | | |
| | | F. | W. | F. | W. | F. | W. | F. | W. | F. | W. | F. | W. | F. | W. | F. | W. | | (2) |
| (1) | (2) | (19) | (20) | (21) | (22) | (23) | (24) | (25) | (26) | (27) | (28) | (29) | (30) | (31) | (32) | (33) | (34) | (2) | |
| 1 | बृहन्मंबई | 4 | 74 | 491 | 16,582 | 303 | 4,009 | 686 | 24,394 | 51 | 1,590 | 635 | 32,163 | 464 | 44,415 | 211 | 10,288 | Greater Bombay | |
| 2 | ठाणे | 2 | 50 | 25 | 1,522 | 27 | 602 | 46 | 2,640 | 2 | 40 | 88 | 4,803 | 214 | 34,491 | 66 | 3,420 | Thane | |
| 3 | रायगड | | | 3 | 96 | | | 9 | 633 | | | 4 | 114 | 36 | 5,021 | 14 | 1,150 | Raigad | |
| 4 | रत्नागिरी | | | 1 | 9 | 23 | 63 | 5 | 137 | | | 1 | 24 | 5 | 358 | 6 | 236 | Ratnagiri | |
| 5 | सिंधुदुर्ग | | | | | 31 | 142 | | | | | | | 1 | 25 | 10 | 779 | Sindhudurg | |
| 6 | नाशिक | | | 7 | 179 | 175 | 750 | 26 | 9,073 | | | 12 | 3,133 | 18 | 870 | 56 | 1,172 | Nashik | |
| 7 | धुळे | | | | | 59 | 234 | 3 | 40 | | | 3 | 104 | 5 | 457 | 19 | 257 | Dhule | |
| 8 | जळगाव | | | 3 | 56 | 123 | 348 | 13 | 452 | 1 | 115 | 14 | 389 | 16 | 575 | 39 | 589 | Jalgaon | |
| 9 | अहमदनगर | | | 1 | 296 | 81 | 250 | 8 | 522 | 2 | 338 | | | 7 | 227 | 30 | 1,049 | Ahmadnagar | |
| 10 | पुणे | | | 26 | 1,677 | 217 | 1,352 | 125 | 5,443 | 7 | 128 | 63 | 2,658 | 98 | 8,333 | 151 | 6,031 | Pune | |
| 11 | सातारा | | | | | 95 | 263 | 10 | 225 | | | 1 | 15 | 2 | 111 | 17 | 1,504 | Satara | |
| 12 | सांगली | | | | | 105 | 281 | 12 | 190 | | | 2 | 35 | 5 | 185 | 36 | 804 | Sangli | |
| 13 | सोलापूर | | | 4 | 64 | 81 | 275 | 10 | 164 | 2 | 36 | 4 | 61 | 3 | 48 | 12 | 174 | Solapur | |
| 14 | कोल्हापूर | | | 1 | 11 | 130 | 507 | 27 | 828 | 2 | 57 | 3 | 29 | 12 | 553 | 78 | 1,229 | Kolhapur | |
| 15 | औरंगाबाद | | | 4 | 154 | 75 | 380 | 15 | 934 | 3 | 127 | 7 | 281 | 22 | 1,496 | 20 | 491 | Aurangabad | |
| 16 | जालना | | | 2 | 23 | 19 | 70 | 2 | 93 | | | | | | | 2 | 51 | Jalna | |
| 17 | परभणी | | | 1 | 10 | 12 | 42 | | | | | | | | | 1 | 50 | Parbhani | |
| 18 | बीड | | | | | 15 | 64 | | | 1 | 48 | | | | | 7 | 218 | Beed | |
| 19 | नांदेड | | | | | 31 | 126 | 3 | 144 | | | | | 2 | 74 | 4 | 260 | Nanded | |
| 20 | उस्मानाबाद | | | | | 10 | 24 | 3 | 60 | | | | | | | 3 | 120 | Osmanabad | |
| 21 | बुलडाणा | | | | | 82 | 205 | 1 | 8 | | | 1 | 7 | | | 2 | 60 | Buldana | |
| 22 | अकोला | | | 4 | 361 | 98 | 319 | 5 | 121 | | | 4 | 211 | 3 | 182 | 7 | 117 | Akola | |
| 23 | अमरावती | | | 1 | 18 | 106 | 408 | 3 | 41 | 1 | 45 | 1 | 4 | 8 | 147 | 9 | 190 | Amravati | |
| 24 | यवतमाळ | | | | | 51 | 224 | 2 | 41 | | | | | 1 | 18 | 21 | 549 | Yavatmal | |
| 25 | वर्धा | | | 1 | 41 | 11 | 38 | | | | | | | | | 5 | 129 | Wardha | |
| 26 | नागपूर | | | 4 | 79 | 402 | 2,497 | 46 | 3,623 | | | 15 | 1,300 | 34 | 1,330 | 67 | 5,252 | Nagpur | |
| 27 | भंडारा | | | | | 58 | 242 | 3 | 960 | 1 | 50 | 1 | 11 | 6 | 113 | 5 | 378 | Bhandara | |
| 28 | चंद्रपूर | | | | | 51 | 676 | 4 | 3,644 | | | 1 | 48 | 5 | 442 | 42 | 3,074 | Chandrapur | |
| 29 | गडचिरोली | | | | | 4 | 91 | | | | | | | | | 2 | 34 | Gadchiroli | |
| | महाराष्ट्र राज्य | 6 | 124 | 579 | 21,178 | 2,475 | 14,482 | 1,067 | 54,410 | 73 | 2,574 | 860 | 45,390 | 967 | 99,471 | 942 | 39,655 | Maharashtra State | |

F—कारखाने/Factories W—कामगार/Workers

तक्ता क्रमांक/TABLE No. 18.2B—contd.
(1983)

| | | उद्योग गट/Industry Group | | | | | | | | | | | | | | | | | |
|--------------------------|--------------------|------------------------------------|--------|---|--------|--|----------|--|--------|--|--------|---------------------|--------|---------|--------|----------------|-------|-------------------|--|
| अनुक्रमांक Serial No. | जिल्हा District | 33 | | 34 | | 35 | | 36 | | 37 | | 38 | | 40 | | 41 | | (2) | |
| | | मूलभूत धातू व मिश्रण यांचे उत्पादन | | धातूच्या वस्तू व भाग यांचे उत्पादन (यंत्रे व परिवहन सामुग्री सोडून) | | यंत्र सामुग्री, यांत्रिक हत्यारे आणि भाग यांचे उत्पादन (विद्युत यंत्रसामुग्री सोडून) | | विद्युत यंत्रसामुग्री, साधने, उपकरणे व पुरवठा व सुटे भाग | | परिवहन सामुग्री व सुटे भाग यांचे उत्पादन | | इतर उत्पादक कारखाने | | विद्युत | | वायु आणि बाष्प | | | |
| | | F. | W. | F. | W. | F. | W. | F. | W. | F. | W. | F. | W. | F. | W. | F. | W. | | |
| (1) | (2) | (35) | (36) | (37) | (38) | (39) | (40) | (41) | (42) | (43) | (44) | (45) | (46) | (47) | (48) | (49) | (50) | (2) | |
| 1 | बृहन्मुंबई | 265 | 18,188 | 945 | 36,786 | 776 | 38,105 | 525 | 38,147 | 160 | 49,322 | 340 | 12,446 | 20 | 1,416 | 5 | 738 | Greater Bombay | |
| 2 | ठाणे | 112 | 14,075 | 130 | 8,329 | 163 | 16,564 | 54 | 10,050 | 25 | 5,344 | 33 | 2,638 | 17 | 1,051 | 2 | 156 | Thane | |
| 3 | रायगड | 24 | 4,102 | 5 | 253 | 2 | 53 | 2 | 43 | 1 | 243 | 2 | 41 | 6 | 651 | .. | .. | Raigad | |
| 4 | रत्नागिरी | 5 | 619 | 5 | 189 | 1 | 9 | 3 | 117 | .. | .. | 1 | 58 | 3 | 476 | .. | .. | Ratnagiri | |
| 5 | सिंधुदुर्ग | 3 | 498 | 2 | 102 | 2 | 19 | .. | .. | 1 | 15 | .. | .. | 2 | 18 | .. | .. | Sindhudurg | |
| 6 | नाशिक | 20 | 1,726 | 47 | 1,862 | 34 | 2,477 | 35 | 3,133 | 13 | 5,308 | 6 | 146 | 10 | 2,713 | 1 | 8 | Nashik | |
| 7 | बुळे | 2 | 16 | 3 | 99 | .. | .. | .. | .. | .. | .. | .. | .. | 3 | 51 | .. | .. | Dhule | |
| 8 | जळगाव | 8 | 476 | 12 | 251 | 6 | 5,687 | 10 | 286 | 2 | 653 | .. | .. | 6 | 1,624 | .. | .. | Jalgaon | |
| 9 | अहमदनगर | 14 | 1,120 | 7 | 695 | 23 | 1,146 | 4 | 718 | 4 | 1,186 | 2 | 43 | 3 | 66 | .. | .. | Ahmadnagar | |
| 10 | पुणे | 72 | 7,051 | 185 | 6,591 | 273 | 35,647 | 124 | 11,851 | 28 | 24,679 | 41 | 1,436 | 14 | 611 | 1 | 150 | Pune | |
| 11 | सातारा | 11 | 432 | 6 | 904 | 13 | 2,250 | 3 | 364 | 4 | 598 | 1 | 13 | 5 | 101 | .. | .. | Satara | |
| 12 | सांगली | 25 | 2,819 | 7 | 157 | 15 | 795 | 10 | 317 | .. | .. | .. | .. | 3 | 49 | .. | .. | Sangli | |
| 13 | सोलापूर | 8 | 1,988 | 7 | 36 | 7 | 209 | 1 | 3 | .. | .. | .. | .. | 3 | 51 | 1 | 14 | Solapur | |
| 14 | कोल्हापूर | 97 | 5,268 | 13 | 271 | 67 | 2,582 | 11 | 295 | 5 | 531 | 4 | 158 | 8 | 148 | 1 | 14 | Kolhapur | |
| 15 | औरंगाबाद | 16 | 1,774 | 24 | 1,536 | 31 | 2,192 | 8 | 312 | 5 | 2,093 | 4 | 81 | 5 | 99 | .. | .. | Aurangabad | |
| 16 | जालना | 7 | 528 | 3 | 719 | 4 | 99 | .. | .. | .. | .. | .. | .. | 1 | 18 | .. | .. | Jalna | |
| 17 | परभणी | .. | .. | 1 | 50 | 1 | 50 | .. | .. | .. | .. | .. | .. | 1 | 44 | .. | .. | Parbhani | |
| 18 | बीड | .. | .. | 2 | 38 | 1 | 10 | 2 | 37 | .. | .. | .. | .. | 5 | 734 | .. | .. | Beed | |
| 19 | नांदेड | .. | .. | 2 | 18 | 1 | 200 | 1 | 36 | .. | .. | .. | .. | .. | .. | .. | .. | Nanded | |
| 20 | उस्मानाबाद | .. | .. | 1 | 50 | .. | .. | .. | .. | .. | .. | 1 | 21 | 1 | 50 | .. | .. | Osmanabad | |
| 21 | बुलढाणा | 1 | 119 | .. | .. | 2 | 29 | .. | .. | .. | .. | .. | .. | 1 | 12 | .. | .. | Buldana | |
| 22 | अकोला | .. | .. | 8 | 89 | 2 | 220 | .. | .. | .. | .. | .. | .. | 4 | 659 | .. | .. | Akola | |
| 23 | अमरावती | .. | .. | 5 | 66 | 5 | 62 | 2 | 29 | .. | .. | .. | .. | 2 | 35 | .. | .. | Amravati | |
| 24 | यवतमाळ | .. | .. | 1 | 50 | .. | .. | .. | .. | .. | .. | .. | .. | 1 | 18 | .. | .. | Yavatmal | |
| 25 | वर्धा | 1 | 10 | .. | .. | 1 | 28 | .. | .. | .. | .. | .. | .. | .. | .. | .. | .. | Wardha | |
| 26 | नागपूर | 40 | 5,567 | 29 | 1,514 | 44 | 1,445 | 14 | 497 | 8 | 1,354 | 1 | 11 | 2 | 820 | 4 | 148 | Nagpur | |
| 27 | भंडारा | 6 | 824 | 34 | 340 | 2 | 20 | .. | .. | 1 | 15 | .. | .. | .. | .. | .. | .. | Bhandara | |
| 28 | चंद्रपूर | 2 | 846 | .. | .. | 2 | 23 | .. | .. | .. | .. | .. | .. | 1 | 233 | .. | .. | Chandrapur | |
| 29 | गडचिरोली | .. | .. | .. | .. | .. | .. | .. | .. | .. | .. | .. | .. | .. | .. | .. | .. | Gadchiroli | |
| महाराष्ट्र राज्य | | 739 | 68,046 | 1,484 | 60,995 | 1,478 | 1,09,921 | 809 | 66,235 | 257 | 91,341 | 436 | 17,092 | 127 | 11,748 | 15 | 1,228 | Maharashtra State | |

F—कारखाने/Factories. W—कामगार/Workers.

तबता क्रमांक/TABLE No. 18-2B (8.2)—contd.
(1983)

| | | उद्योग गट/Industry Group | | | | | | | | | | | | | | | | | |
|-----------------------------|--------------------|---------------------------|-----------|--------------|-----------|--------------------------------------|-----------|---|-----------|---|-----------|--|-----------|---|-----------|--------------------------------|-----------|-------------------|--|
| अनुक्रमांक Serial No. | जिल्हा District | 42 | | 50 | | 51 | | 61 | | 62 | | 65 | | 67 | | 68 | | District | |
| | | जलयोजना आणि पुरवठा | | बांधकाम | | बांधकाम व संलग्न कामे | | इंधन व दिवाबत्ती, रसायने अत्तर, चिनीमाती व कांच यांचा घाऊक व्यापार | | लाकूड, कागद, इतर तंतू, कातडी आणि अख्राद्य तेले यांचा घाऊक व्यापार | | अन्न व अन्नपदार्थ, पेये, तंबाखू आणि अमली पदार्थांचा किरकोळ व्यापार | | इंधन आणि इतर घरगुती वापरा- वयाच्या वस्तू व टिकाऊ वस्तू यांचा किरकोळ व्यापार | | इतर किरकोळ वस्तूंचा व्यापार | | | |
| | | Water Works and supply | | Construction | | Activities allied to construction | | Wholesale trade in fuel, light, chemicals perfu- mery, ceramics and glass | | Wholesale trade in wood, paper other fabrics, hide and skin and inedible oils | | Retail trade in food and food articles beverages tobacco and intoxicants | | Retail trade in fuel and other household utilities and durables | | Retail trade in others | | | |
| (1) | (2) | F (51) | W (52) | F (53) | W (54) | F (55) | W (56) | F (57) | W (58) | F (59) | W (60) | F (61) | W (62) | F (63) | W (64) | F (65) | W (66) | (2) | |
| 1 | बृहन्मुंबई | 11 | 264 | .. | .. | 1 | 30 | 2 | 97 | 6 | 733 | 1 | 6 | .. | .. | 2 | 927 | Greater Bombay | |
| 2 | ठाणे | 4 | 134 | .. | .. | .. | .. | .. | .. | .. | .. | .. | .. | .. | .. | .. | .. | Thane | |
| 3 | रायगड | 3 | 105 | .. | .. | .. | .. | .. | .. | .. | .. | .. | .. | .. | .. | .. | .. | Raigad | |
| 4 | रत्नागिरी | .. | .. | .. | .. | .. | .. | .. | .. | .. | .. | .. | .. | .. | .. | .. | .. | Ratnagiri | |
| 5 | सिंधुदुर्ग | .. | .. | .. | .. | .. | .. | .. | .. | .. | .. | .. | .. | .. | .. | .. | .. | Sindhudurg | |
| 6 | नाशिक | 3 | 71 | .. | .. | .. | .. | 1 | 30 | .. | .. | .. | .. | .. | .. | 3 | 87 | Nashik | |
| 7 | धुळे | .. | .. | .. | .. | .. | .. | .. | .. | .. | .. | .. | .. | .. | .. | .. | .. | Dhule | |
| 8 | जळगाव | 2 | 57 | .. | .. | .. | .. | .. | .. | .. | .. | .. | .. | .. | .. | 1 | 12 | Jalgaon | |
| 9 | अहमदनगर | 4 | 139 | .. | .. | .. | .. | .. | .. | .. | .. | .. | .. | .. | .. | .. | .. | Ahmadnagar | |
| 10 | पुणे | 5 | 565 | .. | .. | .. | .. | .. | .. | 6 | 100 | .. | .. | 1 | 5 | .. | .. | Pune | |
| 11 | सातारा | 2 | 118 | .. | .. | .. | .. | .. | .. | .. | .. | .. | .. | .. | .. | .. | .. | Satara | |
| 12 | सांगली | 3 | 116 | 1 | 50 | .. | .. | 1 | 72 | .. | .. | .. | .. | .. | .. | .. | .. | Sangli | |
| 13 | सोलापूर | 4 | 127 | .. | .. | 1 | 16 | .. | .. | .. | .. | .. | .. | .. | .. | .. | .. | Solapur | |
| 14 | कोल्हापूर | 4 | 113 | .. | .. | .. | .. | .. | .. | .. | .. | .. | .. | .. | .. | 4 | 50 | Kolhapur | |
| 15 | औरंगाबाद | .. | .. | .. | .. | .. | .. | .. | .. | .. | .. | .. | .. | .. | .. | .. | .. | Aurangabad | |
| 16 | जालना | .. | .. | .. | .. | .. | .. | .. | .. | .. | .. | .. | .. | .. | .. | .. | .. | Jalna | |
| 17 | परभणी | .. | .. | .. | .. | .. | .. | .. | .. | .. | .. | .. | .. | .. | .. | .. | .. | Parbhani | |
| 18 | बीड | .. | .. | .. | .. | .. | .. | .. | .. | .. | .. | .. | .. | .. | .. | .. | .. | Beed | |
| 19 | नांदेड | .. | .. | .. | .. | .. | .. | .. | .. | .. | .. | .. | .. | .. | .. | .. | .. | Nanded | |
| 20 | उस्मानाबाद | .. | .. | .. | .. | .. | .. | .. | .. | .. | .. | .. | .. | .. | .. | .. | .. | Osmanabad | |
| 21 | बुलढाणा | .. | .. | .. | .. | .. | .. | .. | .. | .. | .. | .. | .. | .. | .. | .. | .. | Buldana | |
| 22 | अकोला | .. | .. | .. | .. | .. | .. | .. | .. | .. | .. | .. | .. | .. | .. | 1 | 17 | Akola | |
| 23 | अमरावती | 1 | 45 | .. | .. | .. | .. | .. | .. | .. | .. | .. | .. | .. | .. | 1 | 16 | Amravati | |
| 24 | यवतमाळ | .. | .. | .. | .. | .. | .. | .. | .. | .. | .. | .. | .. | .. | .. | .. | .. | Yavatmal | |
| 25 | वर्धा | .. | .. | .. | .. | .. | .. | .. | .. | .. | .. | .. | .. | .. | .. | .. | .. | Wardha | |
| 26 | नागपूर | 2 | 76 | .. | .. | 1 | 2,219 | .. | .. | .. | .. | .. | .. | .. | .. | 1 | 20 | Nagpur | |
| 27 | भंडारा | .. | .. | .. | .. | .. | .. | .. | .. | .. | .. | .. | .. | .. | .. | .. | .. | Bhandara | |
| 28 | चंद्रपूर | .. | .. | .. | .. | .. | .. | .. | .. | .. | .. | .. | .. | .. | .. | .. | .. | Chandrapur | |
| 29 | गडचिरोली | .. | .. | .. | .. | .. | .. | .. | .. | .. | .. | .. | .. | .. | .. | .. | .. | Gadchiroli | |
| महाराष्ट्र राज्य | | 48 | 1,930 | 1 | 50 | 3 | 2,265 | 4 | 199 | 12 | 833 | 1 | 6 | 1 | 5 | 13 | 1,129 | Maharashtra State | |

F—कारखाने/Factories. W—कामगार/Workers.

तक्ता क्रमांक/TABLE No. 18.2 B (8.2)—contd.
(1983)

| अनुक्रमांक Serial No. | जिल्हा (2) | उद्योग गट/Industry Group | | | | | | | | | | | | | | | | | | District (2) | |
|--------------------------|------------------|--------------------------|--------|-----------------|--------|---------------|--------|----------------------------------|--------|-------------------------|--------|-----------------|--------|-----------------------------------|--------|-------------------|--------|---|--------|-------------------|------------|
| | | 70 | | 71 | | 72 | | 73 | | 74 | | 75 | | 82 | | 91 | | 92 | | | |
| | | जमिनीवरील वाहतूक | | जल वाहतूक | | हवाई वाहतूक | | वाहतूकीस अनुषंगिक सेवा | | साठवण आणि गोदाभे | | दळणवळण | | स्थावर मालमत्ता आणि व्यापार सेवा | | साफसफाई सेवा | | शैक्षणिक, वैज्ञानिक आणि संशोधन सेवा | | | |
| | | Land transport | | Water transport | | Air transport | | Services incidental to transport | | Storage and warehousing | | Communi-cations | | Real estate and business services | | Sanitary services | | Education, scientific and research services | | | |
| (1) | (2) | F (67) | W (68) | F (69) | W (70) | F (71) | W (72) | F (73) | W (74) | F (75) | W (76) | F (77) | W (78) | F (79) | W (80) | F (81) | W (82) | F (83) | W (84) | (2) | |
| 1 | बृहन्मुंबई | 1 | 50 | 1 | 97 | 6 | 6,346 | 1 | 265 | 8 | 776 | 1 | 48 | 36 | 2,334 | 11 | 333 | 1 | 13 | Greater Bombay | |
| 2 | ठाणे | .. | .. | .. | .. | .. | .. | .. | .. | 5 | 122 | .. | .. | .. | .. | .. | .. | .. | .. | Thane | |
| 3 | रायगड | .. | .. | .. | .. | .. | .. | .. | .. | .. | .. | .. | .. | .. | .. | .. | .. | .. | .. | Raigad | |
| 4 | रत्नागिरी | .. | .. | .. | .. | .. | .. | .. | .. | .. | .. | .. | .. | .. | .. | .. | .. | .. | .. | Ratnagiri | |
| 5 | सिंधुदुर्ग | .. | .. | .. | .. | .. | .. | .. | .. | .. | .. | .. | .. | .. | .. | .. | .. | .. | .. | Sindhudurg | |
| 6 | नाशिक | .. | .. | .. | .. | .. | .. | .. | .. | .. | .. | .. | .. | .. | .. | .. | 4 | 106 | .. | Nashik | |
| 7 | धुळे | .. | .. | .. | .. | .. | .. | .. | .. | .. | .. | .. | .. | .. | .. | .. | .. | .. | .. | Dhule | |
| 8 | जळगाव | .. | .. | .. | .. | .. | .. | 1 | 7 | .. | .. | .. | .. | .. | .. | .. | .. | .. | .. | Jalgaon | |
| 9 | अहमदनगर | .. | .. | .. | .. | .. | .. | .. | .. | .. | .. | .. | .. | .. | .. | .. | .. | .. | 1 | 43 | Ahmadnagar |
| 10 | पुणे | .. | .. | .. | .. | .. | .. | 2 | 281 | 1 | 23 | .. | .. | 2 | 86 | 3 | 93 | 1 | 90 | Pune | |
| 11 | सातारा | .. | .. | .. | .. | .. | .. | .. | .. | 1 | 115 | .. | .. | .. | .. | .. | .. | .. | .. | Satara | |
| 12 | सांगली | .. | .. | .. | .. | .. | .. | .. | .. | 1 | 27 | .. | .. | .. | .. | .. | .. | .. | .. | Sangli | |
| 13 | सोलापूर | .. | .. | .. | .. | .. | .. | .. | .. | .. | .. | .. | .. | .. | .. | .. | 1 | 39 | .. | Solapur | |
| 14 | कोल्हापूर | .. | .. | .. | .. | .. | .. | .. | .. | 3 | 37 | .. | .. | .. | .. | .. | .. | .. | .. | Kolhapur | |
| 15 | औरंगाबाद | .. | .. | .. | .. | .. | .. | .. | .. | 1 | 16 | .. | .. | .. | .. | .. | .. | .. | .. | Aurangabad | |
| 16 | जालना | .. | .. | .. | .. | .. | .. | .. | .. | .. | .. | .. | .. | .. | .. | .. | .. | .. | .. | Jalna | |
| 17 | परभणी | .. | .. | .. | .. | .. | .. | .. | .. | .. | .. | .. | .. | .. | .. | .. | .. | .. | .. | Parbhani | |
| 18 | बीड | .. | .. | .. | .. | .. | .. | .. | .. | .. | .. | .. | .. | .. | .. | .. | .. | .. | .. | Beed | |
| 19 | नांदेड | .. | .. | .. | .. | .. | .. | .. | .. | .. | .. | .. | .. | .. | .. | .. | .. | .. | .. | Nanded | |
| 20 | उस्मानाबाद | .. | .. | .. | .. | .. | .. | .. | .. | .. | .. | .. | .. | .. | .. | .. | .. | .. | .. | Osmanabad | |
| 21 | बुलढाणा | .. | .. | .. | .. | .. | .. | .. | .. | .. | .. | .. | .. | .. | .. | .. | .. | .. | .. | Buldana | |
| 22 | अकोला | .. | .. | .. | .. | .. | .. | .. | .. | .. | .. | .. | .. | .. | .. | .. | .. | .. | .. | Akola | |
| 23 | अमरावती | .. | .. | .. | .. | .. | .. | .. | .. | .. | .. | .. | .. | .. | .. | .. | .. | .. | .. | Amravati | |
| 24 | यवतमाळ | .. | .. | .. | .. | .. | .. | .. | .. | .. | .. | .. | .. | .. | .. | .. | .. | .. | .. | Yavatmal | |
| 25 | वर्धा | .. | .. | .. | .. | .. | .. | .. | .. | .. | .. | .. | .. | .. | .. | .. | .. | .. | .. | Wardha | |
| 26 | नागपूर | .. | .. | .. | .. | .. | .. | .. | .. | 4 | 92 | .. | .. | .. | .. | .. | .. | .. | .. | Nagpur | |
| 27 | भंडारा | .. | .. | .. | .. | .. | .. | .. | .. | .. | .. | .. | .. | .. | .. | .. | .. | .. | .. | Bhandara | |
| 28 | चंद्रपूर | .. | .. | .. | .. | .. | .. | .. | .. | 1 | 9 | .. | .. | .. | .. | .. | .. | .. | .. | Chandrapur | |
| 29 | गडचिरोली | .. | .. | .. | .. | .. | .. | .. | .. | .. | .. | .. | .. | .. | .. | .. | .. | .. | .. | Gadchiroli | |
| | महाराष्ट्र राज्य | 1 | 50 | 1 | 97 | 6 | 6,346 | 4 | 553 | 25 | 1,217 | 1 | 48 | 38 | 2,420 | 19 | 571 | 3 | 146 | Maharashtra State | |

F—कारखाने/Factories. W—कामगार/Workers.

तस्मात् क्रमांक/TABLE No. 18-2 B-(8.2)- contd.
(1983)

| अनुक्रमांक Serial No. | जिल्हा (2) | उद्योग गट/Industry Group | | | | | | | | | | | | | | | | एकूण Total (100) | जिल्हा District (2) |
|--------------------------|---------------|-----------------------------------|-----------|--------------------|-----------|------------------------------------|-----------|----------------------|-----------|---------------------|-----------|---|-----------|-------------------------|-----------|-----------|------------|------------------------|---------------------------|
| | | 93 वैद्यकीय आणि आरोग्य सेवा | | 94 सामूहिक सेवा | | 95 मनोरंजन व सांस्कृतिक सेवा | | 96 व्यक्तिगत सेवा | | 97 दुरुस्ती सेवा | | 98 बाह्यराष्ट्रीय व अन्य राज्य क्षेत्रा- तील उपक्रम सेवा | | 99 अवर्गीकृत सेवा | | एकूण | | | |
| | | F (85) | W (86) | F (87) | W (88) | F (89) | W (90) | F (91) | W (92) | F (93) | W (94) | F (95) | W (96) | F (97) | W (98) | F (99) | W (100) | | |
| 1 | बृहन्मुंबई | .. | .. | 1 | 45 | 17 | 778 | 12 | 1,097 | 128 | 11,399 | 2 | 112 | 5 | 356 | 7,417 | 5,21,076 | Greater Bombay | |
| 2 | ठाणे | .. | .. | .. | .. | .. | .. | 1 | 60 | 11 | 884 | .. | .. | .. | .. | 1,274 | 1,23,776 | Thane | |
| 3 | रायगड | .. | .. | .. | .. | .. | .. | .. | .. | 5 | 235 | .. | .. | .. | .. | 144 | 14,107 | Rajgad | |
| 4 | रत्नागिरी | .. | .. | .. | .. | .. | .. | .. | .. | 10 | 551 | .. | .. | .. | .. | 93 | 4,447 | Ratnagiri | |
| 5 | सिंधुदुर्ग | .. | .. | .. | .. | .. | .. | .. | .. | 6 | 410 | .. | .. | .. | .. | 78 | 2,880 | Sindhudurg | |
| 6 | नाशिक | .. | .. | .. | .. | .. | .. | .. | .. | 22 | 1,167 | .. | .. | .. | .. | 635 | 42,066 | Nashik | |
| 7 | धुळे | .. | .. | .. | .. | .. | .. | .. | .. | 11 | 986 | .. | .. | .. | .. | 183 | 8,954 | Dhule | |
| 8 | जळगाव | .. | .. | .. | .. | .. | .. | .. | .. | 16 | 997 | .. | .. | .. | .. | 434 | 27,837 | Jalgaon | |
| 9 | अहमदनगर | .. | .. | .. | .. | .. | .. | 1 | 27 | 10 | 728 | .. | .. | .. | .. | 267 | 20,596 | Ahmadnagar | |
| 10 | पुणे | .. | 3 | 43 | .. | .. | .. | 7 | 141 | 51 | 5,919 | .. | .. | 1 | 26 | 1,845 | 1,32,105 | Pune | |
| 11 | सातारा | .. | .. | .. | .. | .. | .. | .. | .. | 13 | 927 | .. | .. | .. | .. | 259 | 12,482 | Satara | |
| 12 | सांगली | .. | .. | .. | .. | .. | .. | .. | .. | 13 | 766 | .. | .. | .. | .. | 365 | 14,011 | Sangli | |
| 13 | सोलापूर | .. | 1 | 34 | .. | .. | .. | .. | .. | 14 | 1,329 | .. | .. | .. | .. | 1,149 | 28,546 | Solapur | |
| 14 | कोल्हापूर | .. | .. | .. | .. | 2 | 59 | .. | .. | 27 | 1,827 | .. | .. | .. | .. | 731 | 32,330 | Kolhapur | |
| 15 | औरंगाबाद | .. | .. | .. | .. | .. | .. | .. | .. | 16 | 955 | .. | .. | .. | .. | 316 | 22,101 | Aurangabad | |
| 16 | जालना | .. | .. | .. | .. | .. | .. | .. | .. | 2 | 112 | .. | .. | .. | .. | 98 | 3,638 | Jalna | |
| 17 | परभणी | .. | .. | .. | .. | .. | .. | .. | .. | 3 | 118 | .. | .. | .. | .. | 69 | 4,052 | Parbhani | |
| 18 | बीड | .. | .. | .. | .. | .. | .. | .. | .. | 6 | 449 | .. | .. | .. | .. | 71 | 3,788 | Beed | |
| 19 | नांदेड | .. | .. | .. | .. | .. | .. | .. | .. | 8 | 694 | .. | .. | .. | .. | 100 | 8,425 | Nanded | |
| 20 | उस्मानाबाद | .. | .. | .. | .. | .. | .. | .. | .. | 4 | 260 | .. | .. | .. | .. | 51 | 2,835 | Osmanabad | |
| 21 | बुलढाणा | .. | .. | .. | .. | .. | .. | .. | .. | 5 | 111 | .. | .. | .. | .. | 198 | 6,529 | Buldana | |
| 22 | अकोला | .. | .. | .. | .. | .. | .. | .. | .. | 5 | 238 | .. | .. | .. | .. | 291 | 13,295 | Akola | |
| 23 | अमरावती | .. | .. | .. | .. | .. | .. | .. | .. | 11 | 662 | .. | .. | .. | .. | 266 | 10,261 | Amravati | |
| 24 | यवतमाळ | .. | .. | .. | .. | .. | .. | .. | .. | 6 | 327 | .. | .. | .. | .. | 153 | 8,571 | Yavatmal | |
| 25 | वर्धा | .. | .. | .. | .. | .. | .. | .. | .. | 3 | 171 | .. | .. | .. | .. | 67 | 8,380 | Wardha | |
| 26 | नागपूर | .. | .. | .. | .. | .. | .. | 2 | 37 | 24 | 1,468 | .. | .. | .. | .. | 852 | 44,584 | Nagpur | |
| 27 | भंडारा | .. | .. | .. | .. | .. | .. | .. | .. | 5 | 261 | .. | .. | .. | .. | 356 | 4,585 | Bhandara | |
| 28 | चंद्रपूर | .. | .. | .. | .. | .. | .. | .. | .. | 2 | 146 | .. | .. | .. | .. | 210 | 9,963 | Chandrapur | |
| 29 | गडचिरोली | .. | .. | .. | .. | .. | .. | .. | .. | 3 | 328 | .. | .. | .. | .. | 35 | 563 | Gadchiroli | |
| महाराष्ट्र राज्य | | 4 | 77 | 1 | 45 | 19 | 837 | 23 | 1,362 | 440 | 34,425 | 2 | 112 | 6 | 382 | 18,007 | 11,36,833 | Maharashtra State | |

F—कारखाने./Factories. W—कामगार./workers.

साधर.—मुख्य निरीक्षक, कारखाने, महाराष्ट्र शासन, मुंबई.

Source.—The Chief Inspector of Factories, Government of Maharashtra, Bombay.

18. उत्पादन/MANUFACTURING

तक्ता क्रमांक/TABLE No. 18-3 (8-3)

महाराष्ट्रातील औद्योगिक उत्पादन
Industrial production in Maharashtra

| अनुक्रमांक Serial No. | उत्पादित वस्तूचे नाव | परिमाण | उत्पादन Production (1983) | Unit | Name of the item |
|-----------------------------|---|-------------------|---------------------------------|-----------------|------------------------------|
| (1) | (2) | (3) | (4) | (3) | (2) |
| 1 | कोळसा | हजार टन | 7,251* | Thousand Tonnes | Coal (Including lignite) |
| 2 | पेट्रोलियम (कूड) | हजार टन | 15,742* | Thousand Tonnes | Petroleum (crude) |
| 3 | साखर | हजार टन | 2,774.9 | Thousand Tonnes | Sugar |
| 4 | मीठ | हजार टन | 422.0 | Thousand Tonnes | Salt |
| 5 | सर्व प्रकारचे सूत | टन | 2,10,178 | Tonne | All yarn |
| 6 | सर्व प्रकारचे कापड | हजार मीटर | 10,83,598 | Thousand Meters | All cloth |
| 7 | पेट्रोलियम पदार्थांचे (रिफायनरी) उत्पादन | हजार टन | 7,808 | Thousand Tonnes | Petroleum refinery products. |
| 8 | तयार पोलाद | हजार टन | 280 | Thousand Tonnes | Finished steel |
| 9 | पोलादाची लंगड | हजार टन | 441.9 | Thousand Tonnes | Steel Ingots |
| 10 | कठीण मिश्र धातू | हजार टन | 75.8 | Thousand Tonnes | Ferroy Alloys |
| 11 | रेल्वे बन्ने | संख्या | 24 | Numbers | Railway Coaches |
| 12 | रेल्वे बॅगन (४ चाकी) | संख्या | .. | Numbers | Railway Wagon (4 wheels) |
| 13 | वनस्पती | हजार मेट्रीक टनात | 148.3 | Thousand Tonnes | Vanaspati |

*अस्थायी/Provisional.

जाघार.—केंद्रीय सांख्यिकी संघटना, मासिक बह्वार.

Source.—Central Statistical Organisation, Monthly Returns.

18. उत्पादन/MANUFACTURING

तक्ता क्रमांक/TABLE No. 18.4 (8.5)

वार्षिक उद्योग पाहणी
Annual Survey of Industries,
(गणना + बिगर गणना भाग)
(Census + Non-census parts)

(रुपये लाखांत)
(Rs. in lakh)

| अनुक्रम क्र. Serial No. | उद्योग गट Industry Group | करखान्यांची संख्या No. of Factories | | उत्पादक भांडवल Productive capital | | रोजगारावरील व्यक्तींची संख्या No. of persons employed | | एकूण उत्पादन (वारखान्या बाहेरील) Gross out put (Ex-factory value) | | मूल्य वृद्धी Value added by manufacture | | |
|----------------------------|--|--|---------|--------------------------------------|----------|--|----------|--|----------|--|---------|---|
| | | 1982-83 | 1983-84 | 1982-83 | 1983-84 | 1982-83 | 1983-84 | 1982-83 | 1983-84 | 1982-83 | 1983-84 | |
| (1) | (2) | (3) | (4) | (5) | (6) | (7) | (8) | (9) | (10) | (11) | (12) | (2) |
| 1 | 20-21 अन्न पदार्थांचे उत्पादन | 1,124 | 1,289 | 55,152 | 73,812 | 1,33,370 | 1,03,072 | 2,24,167 | 2,11,835 | 24,995 | 23,352 | Manufacture of food products |
| 2 | 22 पेये व तंबाखूचे पदार्थांचे उत्पादन | 414 | 408 | 7,456 | 9,478 | 50,266 | 54,755 | 21,016 | 19,924 | 5,267 | 5,008 | Manufacture of beverages, tobacco and tobacco products. |
| 3 | 23 सुती कापडाचे उत्पादन | 968 | 968 | 34,427 | 42,539 | 2,01,183 | 1,82,277 | 84,077 | 1,04,419 | 19,069 | 26,540 | Manufacture of cotton textiles |
| 4 | 24 लोकर, रेशीम व कृत्रिम तंतूच्या कापडाचे उत्पादन | 311 | 779 | 31,857 | 43,443 | 78,364 | 66,837 | 97,234 | 1,00,327 | 17,351 | 18,256 | Manufacture of wool, silk & synthetic fibre textiles. |
| 5 | 25 जालाच्या व अंगाडीच्या तंतूच्या कापडाचे उत्पादन | 5 | 10 | 31 | 105 | 151 | 294 | 309 | 285 | 18 | 22 | Manufacture of jute, hemp and mesta textiles. |
| 6 | 26 कापडाच्या वस्तूंचे उत्पादन (पादांगणे सोडून शर्ये वापरण्याच्या वस्तू) | 562 | 553 | 4,550 | 4,577 | 21,883 | 20,002 | 25,973 | 21,931 | 3,524 | 3,336 | Manufacture of textile products (including wearing apparel other than footwear). |
| 7 | 27 लाकूड आणि लाकडाच्या वस्तू, फर्निचर वगैरे यांचे उत्पादन | 384 | 346 | 1,661 | 1,559 | 7,291 | 6,112 | 4,409 | 3,974 | 781 | 724 | Manufacture of wood and wood products, furniture and fixtures |
| 8 | 28 कागद, कागदाच्या वस्तू, मुद्रण, प्रकाशन आणि तत्सम उद्योग | 1,089 | 1,051 | 24,887 | 28,795 | 57,663 | 59,586 | 51,104 | 54,111 | 13,708 | 14,217 | Manufacture of paper and paper products and printing, publishing and allied industries. |
| 9 | 29 कातडी, कातडाच्या आणि केंसाळ कातडाच्या वस्तूंचे उत्पादन (डुव्हेरी सोडून) | 62 | 62 | 336 | 394 | 1,765 | 1,563 | 1,761 | 1,705 | 176 | 217 | Manufacture of leather and leather and fur products (except repairs). |
| 10 | 30 रबर, प्लॅस्टिक, पेट्रोलियम व दगडी कोळसा यांच्या पदार्थांचे उत्पादन | 846 | 772 | 44,611 | 69,742 | 42,559 | 39,510 | 2,51,505 | 2,47,454 | 21,107 | 15,607 | Manufacture of rubber, plastic petroleum and coal products. |
| 11 | 31 रसायने व रासायनिक पदार्थांचे उत्पादन (पेट्रोलियम व दगडी कोळसा यांचे पदार्थ सोडून) | 1,093 | 1,108 | 1,16,233 | 1,53,643 | 1,16,862 | 1,18,823 | 3,00,226 | 3,44,811 | 53,907 | 69,749 | Manufacture of chemicals and chemical products (except products of petroleum and coal). |
| 12 | 32 अघातू खनिज पदार्थांचे उत्पादन | 384 | 944 | 12,057 | 14,685 | 37,135 | 37,092 | 24,818 | 29,789 | 4,574 | 7,659 | Manufacture of non-metallic mineral products. |
| 13 | 33 मूलभूत धातू व मिश्रण यांचे उत्पादन | 745 | 744 | 47,215 | 45,441 | 78,614 | 72,126 | 1,58,366 | 1,28,739 | 2,799 | 19,195 | Basic metal and alloys industries |

तक्ता क्रमांक/TABLE 18.4 (8-5)—contd.

| (1) | (2) | (3) | (4) | (5) | (6) | (7) | (8) | (9) | (10) | (11) | (12) | (2) |
|-----|---|--------|--------|----------|-----------|-----------|-----------|-----------|-----------|----------|----------|--|
| 14 | 34 धातूच्या वस्तू व भाग यांचे उत्पादन, (यंत्रे व परिवहन सामुग्री सोडून) | 1,207 | 1,165 | 22,911 | 22,596 | 58,009 | 50,655 | 58,597 | 69,558 | 14,931 | 21,128 | Manufacture of metal products and parts except machinery and transport equipment. |
| 15 | 35 यंत्र सामुग्री, यांत्रिक हत्यारे आणि भाग यांचे उत्पादन (विद्युत यंत्रसामुग्री सोडून) | 1,401 | 1,375 | 72,717 | 60,672 | 1,05,705 | 98,437 | 1,44,144 | 1,40,405 | 36,375 | 35,843 | Manufacture of machinery, machine tools and parts except electrical machinery. |
| 16 | 36 विद्युत यंत्र सामुग्री, साधने, उपकरणे व पुरवठा व सुटे भाग | 796 | 848 | 38,925 | 43,432 | 69,232 | 85,707 | 1,09,524 | 98,229 | 28,654 | 27,557 | Manufacture of electrical machinery, apparatus, appliances and supplies and parts. |
| 17 | 37 परिवहन सामुग्री व सुटे भाग यांचे उत्पादन | 413 | 401 | 1,00,982 | 80,110 | 1,09,350 | 90,311 | 1,58,134 | 1,45,164 | 36,970 | 35,705 | Manufacture of transport equipment and parts. |
| 18 | 38 इतर उत्पादक कारखाने | 447 | 451 | 6,523 | 6,935 | 19,010 | 18,225 | 19,424 | 23,313 | 4,387 | 7,274 | Other manufacturing industries |
| 19 | 40 विद्युत | 46 | 30 | 3,03,013 | 3,38,374 | 81,606 | 87,043 | 1,33,956 | 1,60,799 | 33,873 | 38,623 | Electricity |
| 20 | 41 वायू आणि बाष्प | 3 | 3 | 659 | 633 | 25 | 54 | 328 | 689 | (—) | (—) | Gas and steam |
| 21 | 42 जल योजना आणि पुरवठा | 49 | 46 | 1,494 | 768 | 1,768 | 1,541 | 1,897 | 2,086 | 398 | 645 | water works and supply |
| 22 | 74 साठवण आणि गोदामे | 16 | 12 | 222 | 378 | 212 | 246 | 229 | 445 | 58 | 213 | Storage and warehousing |
| 23 | 97 दुस्स्ती सेवा | 394 | 382 | 4,340 | 4,782 | 27,437 | 26,780 | 26,025 | 13,183 | 4,634 | 5,323 | Sanitary services |
| | एकूण | 13,969 | 13,747 | 9,32,259 | 10,46,891 | 12,99,460 | 12,2,1046 | 18,97,221 | 19,23,174 | 3,57,545 | 3,76,215 | Total |

टीप.—आकडे अस्थायी स्वरूपाचे आहेत.

Note.—The data is provisional.

आधार.—अर्थ व सांख्यिकी संचालनालय, महाराष्ट्र शासन, मुंबई.

Source.—Directorate of Economics and Statistics, Government of Maharashtra, Bombay.

19. वीज व उर्जा

१९.१. राज्यातील विजेची स्थापित क्षमता, उत्पादन व वापर आणि विद्युतीकरण झालेली गावे व शहरे याबद्दलची माहिती या विभागात दिली आहे.

१९.२. ह्या विभागांमध्ये विजेची (१) स्थापित क्षमता (२) उत्पादन व (३) वापर यांची आकडेवारी फक्त सार्वजनिक वापरासाठी दिली आहे. महाराष्ट्र राज्य विद्युत मंडळाने हाती घेतलेल्या विद्युतीकरण कार्यक्रमाच्या प्रगतीबद्दलच्या आकडेवारीत खाजगी संस्थांनी वीजपुरवठा केलेली गावे व शहरे यांच्या संख्येचाही समावेश आहे.

19. ELECTRICITY AND POWER

19.1. Information on installed capacity production and consumption of electricity and towns and villages electrified in the State is given in this Section.

19.2. The figures of (i) installed capacity, (ii) output and (iii) consumption of electricity given in table relate only to public utilities. The data on progress of electrification under Maharashtra State Electricity Board also includes villages and towns which are electrified by the private agencies.

19. वीज व उर्जा/ELECTRICITY AND POWER

तक्ता क्रमांक/TABLE No. 19-1 (9-1)

महाराष्ट्रातील विजेचा पुरवठा व वापर
Supply and consumption of electricity in Maharashtra State

| अनुक्रमांक Serial No. | बाब | 1960-61 | 1965-66 | 1970-71 | 1975-76 | 1980-81 | 1981-82 | 1982-83 | 1983-84 | Item |
|-----------------------------|---|---------|---------|---------|---------|---------|---------|---------|---------|-----------------------------------|
| (1) | (2) | (3) | (4) | (5) | (6) | (7) | (8) | (9) | (10) | (2) |
| I | स्थापित क्षमता (हजार किलोवॉट) | | | | | | | | | Installed capacity ('000kwh.) |
| | (i) बाष्पजन्य | 443 | 653 | 1,051 | 1,401 | 2,771 | 3,101 | 3,641 | 4,111 | Steam |
| | (ii) तेलजन्य | 34 | 52 | 14 | Neg. | Neg. | Neg. | Neg. | Neg. | Oil |
| | (iii) जलजन्य | 282 | 599 | 844 | 1,175 | 1,317 | 1,317 | 1,317 | 1,317 | Hydro |
| | (iv) अणुशक्तीजन्य | .. | .. | 210 | 210 | 210 | 210 | 210 | 210 | Nuclear |
| | (v) नैसर्गिक वायु | .. | .. | .. | .. | .. | .. | 240 | 240 | Gas |
| | एकूण | 759 | 1,304 | 2,119 | 2,786 | 4,298 | 4,628 | 5,168 | 5,878 | Total |
| II | उत्पादन (दशलक्ष किलोवॉट तास) | | | | | | | | | Output (Million kwh.) |
| | (i) बाष्पजन्य | 1,835 | 2,416 | 3,392 | 6,252 | 11,416 | 12,524 | 13,574 | 14,300 | Steam |
| | (ii) तेलजन्य | 68 | 62 | 1 | Neg. | Neg. | Neg. | Neg. | Neg. | Oil |
| | (iii) जलजन्य | 1,365 | 3,157 | 4,533 | 4,753 | 6,448 | 6,333 | 5,723 | 6,178 | Hydro |
| | (iv) अणुशक्तीजन्य | .. | .. | 1,209 | 1,047 | 887 | 982 | 735 | 929 | Nuclear |
| | (v) नैसर्गिक वायु | .. | .. | .. | .. | .. | .. | 1,062 | 1,595 | Gas |
| | एकूण | 3,268 | 5,635 | 9,135 | 12,052 | 18,751 | 19,839 | 21,094 | 23,001 | Total |
| III | वर्षातील वापर (दशलक्ष किलोवॉटतास) | | | | | | | | | Consumption (Million kwh-) |
| | (i) घरगुती दिवाबत्ती व लहान प्रमाणावर वीजशक्ती | 260 | 448 | 732 | 1,049 | 1,779 | 1,958 | 2,197 | 2,374 | Domestic light and small power. |
| | (ii) वाणिज्यिक दिवाबत्ती व लहान प्रमाणावर वीजशक्ती. | 198 | 363 | 547 | 745 | 949 | 1,104 | 1,126 | 1,192 | Commercial light and small power. |

| | | | | | | | | | |
|------------------------------|-------|-------|-------|-------|--------|--------|--------|--------|---------------------------|
| (iii) उद्योगसंघाकरिता वीज .. | 1,853 | 3,297 | 5,312 | 5,935 | 8,130 | 8,618 | 8,225 | 9,284 | Industrial power. |
| (iv) सार्वजनिक दिवाबत्ती .. | 20 | 39 | 74 | 101 | 159 | 169 | 175 | 185 | Public lighting |
| (v) वाहने चालविण्यासाठी वीज | 339 | 414 | 421 | 658 | 766 | 730 | 743 | 695 | Traction |
| (vi) जलसिंचन व जलापनयन | 15 | 90 | 356 | 803 | 1,723 | 1,882 | 2,345 | 2,542 | Irrigation and dewatering |
| (vii) पाणीपुरवठा | 35 | 66 | 146 | 196 | 330 | 353 | 403 | 423 | Water works |
| (viii) संकीर्ण | .. | .. | 62 | 3 | 198 | 212 | 227 | 239 | Miscellaneous |
| एकूण .. | 2,720 | 4,717 | 7,650 | 9,490 | 14,034 | 15,026 | 15,442 | 16,934 | Total |

Neg—नगण्य./Negligible.

टीप.—(१) वरील आंकडे केवळ सार्वजनिक सेवा उद्योग संबंधातील आहेत. (२) आंकडे संक्षिप्तता लिहिल्यामुळे बेरजा जुळणार नाहीत.

Note.—(i) The above figures relate to public utilities only (ii) Details may not add upto totals due to rounding.

आधार.—केंद्रीय विद्युत प्राधिकरण, व्यापार संचालनालय, नवी दिल्ली.

Source.—Central Electricity Authority, Commercial Directorate, Government of India, New Delhi.

19. वीज व उर्जा/ELECTRICITY AND POWER

तक्ता क्रमांक/TABLE No. 19-2 (9-2)

विजेचा पुरवठा झालेली महाराष्ट्रातील शहरे व खेडी (परवाने धरून)
Towns and villages electrified in Maharashtra State including licences

महाराष्ट्र राज्य विद्युत मंडळातर्फे विजेचा पुरवठा झालेल्या शहरांची व खेड्यांची परवाने धरून संख्या
No. of towns and villages electrified under Maharashtra State Electricity Board including licences

| अनुक्रमांक Serial No. | जिल्हा | ३१ मार्च १९६१ रोजी | ३१ मार्च १९६६ रोजी | ३१ मार्च १९७१ रोजी | ३१ मार्च १९७६ रोजी | ३१ मार्च १९७९ रोजी | ३१ मार्च १९८१ रोजी | ३१ मार्च १९८२ रोजी | ३१ मार्च १९८३ रोजी | ३१ मार्च १९८४ रोजी | District |
|-----------------------------|------------|-----------------------|-----------------------|-----------------------|-----------------------|-----------------------|-----------------------|-----------------------|-----------------------|-----------------------|----------------|
| (1) | (2) | (3) | (4) | (5) | (6) | (7) | (8) | (9) | (10) | (11) | (2) |
| 1 | बृहन्मुंबई | .. | .. | .. | 1 | .. | 1 | 1 | 1 | 1 | Greater Bombay |
| 2 | ठाणे | 5 | 115 | 642 | 794 | 906 | 1,025 | 1,135 | 1,253 | 1,373 | Thane |
| 3 | रायगड | 1 | 252 | 881 | 1,063 | 1,114 | 1,203 | 1,281 | 1,369 | 1,473 | Raigad |
| 4 | रत्नागिरी | 7 | 95 | 458 | 688 | 819 | 991 | 1,098 | 1,229 | 923 | Ratnagiri |
| 5 | सिंधुदुर्ग | .. | .. | .. | .. | .. | .. | .. | N.A.S. | 424 | Sindhudurg |
| 6 | नाशिक | 1 | 186 | 451 | 938 | 1,152 | 1,350 | 1,396 | 1,458 | 1,541 | Nashik |
| 7 | धुळे | .. | 30 | 418 | 623 | 768 | 946 | 1,001 | 1,095 | 1,178 | Dhule |
| 8 | जळगाव | 4 | 212 | 746 | 1,436 | 1,438 | 1,438 | 1,438 | 1,438 | 1,438 | Jalgaon |
| 9 | अहमदनगर | .. | 29 | 459 | 963 | 1,060 | 1,158 | 1,188 | 1,256 | 1,296 | Ahmadnagar |
| 10 | पुणे | 27 | 318 | 619 | 782 | 913 | 1,059 | 1,125 | 1,226 | 1,309 | Pune |
| 11 | सातारा | 27 | 208 | 462 | 647 | 850 | 1,013 | 1,049 | 1,075 | 1,092 | Satara |
| 12 | सांगली | 33 | 212 | 312 | 387 | 457 | 498 | 521 | 526 | 526 | Sangli |
| 13 | सोलापूर | 1 | 79 | 378 | 610 | 783 | 882 | 918 | 951 | 951 | Solapur |
| 14 | कोल्हापूर | 99 | 319 | 647 | 841 | 887 | 950 | 983 | 1,014 | 992 | Kolhapur |
| 15 | औरंगाबाद | 9 | 171 | 574 | 1,117 | 1,306 | 1,689 | 1,721 | 1,820 | 1,205 | Aurangabad |
| 16 | जालना | .. | .. | .. | .. | .. | .. | .. | N.A.S. | 860 | Jalna |
| 17 | परभणी | 2 | 105 | 417 | 668 | 895 | 1,162 | 1,229 | 1,363 | 1,299 | Parbhani |
| 18 | बीड | 3 | 71 | 339 | 516 | 687 | 1,023 | 1,024 | 1,024 | 983 | Beed |
| 19 | नांदेड | 3 | 148 | 459 | 712 | 1,031 | 1,255 | 1,295 | 1,335 | 1,335 | Nanded |
| 20 | उस्मानाबाद | 4 | 104 | 450 | 698 | 988 | 1,248 | 1,299 | 1,380 | 633 | Osmanabad |
| 21 | लातूर | .. | .. | .. | .. | .. | .. | .. | N.A.S. | 815 | Latur |
| 22 | बुलढाणा | 29 | 147 | 375 | 633 | 782 | 972 | 1,036 | 1,066 | 1,148 | Buldana |
| 23 | अकोला | 63 | 275 | 488 | 725 | 907 | 1,140 | 1,187 | 1,249 | 1,370 | Akola |
| 24 | अमरावती | 121 | 407 | 708 | 1,108 | 1,154 | 1,302 | 1,346 | 1,452 | 1,502 | Amravati |
| 25 | यवतमाळ | 42 | 197 | 512 | 1,030 | 1,164 | 1,335 | 1,407 | 1,500 | 1,561 | Yavatmal |

| | | | | | | | | | | | | | |
|------------------|----------|----|----|-----|-------|--------|--------|--------|--------|--------|--------|--------|-------------------|
| 26 | वर्धा | .. | .. | 74 | 210 | 427 | 722 | 715 | 791 | 817 | 850 | 899 | Wardha |
| 27 | नागपूर | .. | .. | 237 | 442 | 646 | 1,099 | 1,227 | 1,345 | 1,378 | 1,434 | 1,491 | Nagpur |
| 28 | भंडारा | .. | .. | 41 | 259 | 583 | 755 | 932 | 1,037 | 1,067 | 1,154 | 1,236 | Bhandara |
| 29 | चंद्रपूर | .. | .. | 20 | 74 | 301 | 556 | 737 | 1,101 | 1,199 | 1,348 | 1,028 | Chandrapur |
| 30 | गडचिरोली | .. | .. | .. | .. | .. | .. | .. | .. | .. | N.A.S. | 431 | Gadchiroji |
| महाराष्ट्र राज्य | | | | 853 | 4,665 | 12,752 | 20,112 | 23,672 | 27,914 | 29,139 | 30,866 | 32,313 | Maharashtra State |

टीप.—स्तंभ १० व ११ मध्ये फक्त वस्ती असलेल्या ठिकाणांचा समावेश केला आहे. वाड्या, गणना न केलेली ठिकाणे व अनुक्रमे ११६३ व १२३७ वस्ती नसलेल्या विद्युतीकरण झालेल्या ठिकाणांचा ह्यांत समावेश नाही.

Note.—Total under Col. 10 and 11 is reconciled in which only inhabited census places are included. The wadies and non-census places and respectively 1163 and 1237 electrified uninhabited census places are not included here.

आधार—महाराष्ट्र राज्य विद्युत मंडळ, मुंबई.

Source.—Maharashtra State Electricity Board, Bombay.

20. व्यापार

२०.१. मुंबई बंदरातील आयात व निर्यात तसेच महाराष्ट्र राज्यात लोहमार्गाने व जलमार्गाने झालेली निवडक वस्तूंची आयात यासंबंधीची माहिती या विभागात दिली आहे.

20. TRADE

20.1. Information on imports and exports in Bombay port and imports and exports of selected commodities in Maharashtra State by Rail and river is given in this section.

20. व्यापार / TRADE

तपता क्रमांक / TABLE No. 20-1 (12.1)

मुंबई बंदरात आयात झालेला माल
Imports into Bombay Port

(शंभर मेट्रिक टनात)
(In hundred metric tonnes)

| अनुक्रमांक Serial No. | वस्तु गट | किनारा Shore | | एकूण Total | | जहाजाच्या कडेवरून Overside | | एकूण आयात माल Total Imports | | Commodities | | |
|-----------------------------|-------------------------------------|-------------------|----------|-------------------------|---------|----------------------------------|----------|--------------------------------------|---------|-------------|----------|-----------------------------------|
| | | परदेशी Foreign | | किनाऱ्यावरील Coastal | | एकूण Total | | एकूण आयात माल Total Imports | | | | |
| | | 1982-83 | 1983-84 | 1982-83 | 1983-84 | 1982-83 | 1983-84 | 1982-83 | 1983-84 | | | |
| (1) | (2) | (3) | (4) | (5) | (6) | (7) | (8) | (9) | (10) | (11) | (12) | (2) |
| 1 | अॅस्बेस्टॉस व अॅस्बेस्टॉसचे साहित्य | 45,200 | 50,900 | .. | .. | 45,200 | 50,900 | .. | .. | 45,200 | 50,900 | Asbestos and Asbestos material. |
| 2 | बांधकाम साहित्य— | | | | | | | | | | | Building material— |
| | (१) सिमेंट | 1,53,900 | 2,34,200 | 800 | 500 | 1,54,700 | 2,34,700 | .. | .. | 1,54,700 | 2,34,700 | (i) Cement |
| | (२) सिमेंटचे तुकडे | .. | .. | 1,35,500 | 21,700 | 1,35,500 | 21,700 | .. | .. | 1,35,500 | 21,700 | (ii) Cement Clinker |
| | (३) चुना चुनखडी | .. | .. | 19,000 | 25,600 | 19,000 | 25,600 | .. | .. | 19,000 | 25,600 | (iii) China lime and limestone. |
| | (४) रेती | .. | 400 | 65,900 | 42,700 | 65,900 | 43,100 | .. | .. | 65,900 | 43,100 | (iv) Sand |
| | (५) टाइल्स | 100 | .. | 45,900 | 32,000 | 46,000 | 32,000 | .. | .. | 46,000 | 32,000 | (v) Tiles |
| 3 | काळा कार्बन | 3,600 | 2,100 | .. | .. | 3,600 | 2,100 | 1,000 | 400 | 4,600 | 2,500 | Carbon black |
| 4 | सामान वाहतुकीचे पेटारे | 1,59,100 | 1,21,500 | .. | .. | 1,59,100 | 1,21,500 | .. | .. | 1,59,100 | 1,21,500 | Cargo containers |
| 5 | रसायने— | | | | | | | | | | | Chemicals— |
| | (१) गंधक | 3,42,800 | 3,50,700 | .. | .. | 3,42,800 | 3,50,700 | .. | 100 | 3,42,800 | 3,50,800 | (i) Sulphur |
| | (२) इतर | 2,51,500 | 2,57,800 | 5,700 | 6,100 | 2,57,200 | 2,63,900 | 5,300 | 4,300 | 2,62,500 | 2,68,200 | (ii) Other kinds |
| 6 | खोबरे | 1,300 | .. | .. | .. | 1,300 | .. | .. | .. | 1,300 | .. | Copra |
| 7 | खजूरे | 34,600 | 31,200 | .. | .. | 34,600 | 31,200 | .. | .. | 34,600 | 31,200 | Fruits— Dates |
| 8 | औषधे व औषधी द्रव्ये | 16,000 | 16,700 | .. | .. | 16,000 | 16,700 | 100 | .. | 16,100 | 16,700 | Drugs and medicines |
| 9 | रंग | 37,300 | 36,600 | .. | .. | 37,300 | 36,600 | 2,200 | 1,800 | 39,500 | 38,400 | Dyes and colours |
| 10 | माती व मातीची भांडी | 5,400 | 13,900 | 2,700 | 3,500 | 8,100 | 17,400 | .. | .. | 8,100 | 17,400 | Earth and earthenware |
| 11 | खते— | | | | | | | | | | | Fertilisers— |
| | (१) रॉक फॉस्फेट | 3,18,900 | 3,68,500 | .. | .. | 3,18,900 | 3,68,500 | .. | .. | 3,18,900 | 3,68,500 | (i) Rock phosphate |
| | (२) युरिया | 10,500 | 100 | .. | .. | 10,500 | 100 | .. | .. | 10,500 | 100 | (ii) Urea |
| | (३) इतर रासायनिक खते | 2,38,700 | 2,02,000 | .. | .. | 2,38,700 | 2,02,000 | .. | .. | 2,38,700 | 2,02,000 | (iii) Other chemical fertilisers. |
| 12 | कृत्रिम धागे | 1,01,300 | 54,800 | .. | .. | 1,01,300 | 54,800 | .. | .. | 1,01,300 | 54,800 | Fibres—synthetic |
| 13 | ताजी मासळी | .. | .. | 8,700 | 29,200 | 8,700 | 29,200 | .. | .. | 8,700 | 29,200 | Fish—fresh |

| | | | | | | | | | | | | | | |
|----|--|-----------|----------|-------|-------|-----------|----------|-------|-------|-----------|----------|----|----|---|
| 14 | अन्नधान्ये— | | | | | | | | | | | | | Foodgrains— |
| | (१) गहू | 1,92,400 | 3,10,100 | 4,300 | 3,800 | 1,96,700 | 3,13,900 | .. | .. | 1,96,700 | 3,13,900 | .. | .. | (i) Wheat |
| | (२) इतर | 85,200 | 1,15,300 | 100 | .. | 85,300 | 1,15,300 | .. | .. | 85,300 | 1,15,300 | .. | .. | (ii) Others |
| 15 | इतर न उल्लेखिलेले खाण्याचे पदार्थ | 50,400 | 39,300 | .. | 100 | 50,400 | 39,400 | .. | .. | 50,400 | 39,400 | .. | .. | Foodstuffs N.O.S. |
| 16 | कांच व काचेच्या वस्तू | 7,100 | 8,300 | .. | .. | 7,100 | 8,300 | .. | .. | 7,100 | 8,300 | .. | .. | Glass and glass products |
| 17 | केस व लोकर | 25,300 | 22,900 | .. | .. | 25,300 | 22,900 | .. | .. | 25,300 | 22,900 | .. | .. | Hair and wool |
| 18 | उद्योगधंद्यात वापरावयाचे मद्यार्क व स्पिरिट (असाख) | 35,300 | 51,400 | .. | .. | 35,300 | 51,400 | 1,000 | 1,200 | 36,300 | 52,600 | .. | .. | Industrial alcohol and spirits non-potable. |
| 19 | हत्यारे वगैरे | 22,400 | 23,800 | .. | .. | 22,400 | 23,800 | .. | .. | 22,400 | 23,800 | .. | .. | Instruments etc. |
| 20 | लाक, गोंद व राळ | 5,800 | 7,500 | .. | .. | 5,800 | 7,500 | .. | .. | 5,800 | 7,500 | .. | .. | Lac, gums and resins |
| 21 | इतर न उल्लेखिलेली यंत्रे | 81,900 | 79,500 | .. | 100 | 81,900 | 79,600 | .. | 2,700 | 81,900 | 82,300 | .. | .. | Machinery, N.O.S. |
| 22 | धातू व धातूचे पदार्थ— | | | | | | | | | | | | | Metal and metal products— |
| | (१) अॅल्युमिनियमच्या लढी | 6,900 | 11,700 | .. | .. | 6,900 | 11,700 | .. | .. | 6,900 | 11,700 | .. | .. | (i) Ingots aluminium |
| | (२) शिशाच्या लढी | 17,500 | 13,400 | .. | .. | 17,500 | 13,400 | .. | .. | 17,500 | 13,400 | .. | .. | (ii) Ingots lead |
| | (३) जस्ताच्या लढी | 39,500 | 28,900 | .. | .. | 39,500 | 28,900 | .. | .. | 39,500 | 28,900 | .. | .. | (iii) Ingots Zinc |
| | (४) इतर लढी | 6,000 | 14,800 | .. | .. | 6,000 | 14,800 | .. | .. | 6,000 | 14,800 | .. | .. | (iv) Ingots others |
| | (५) लोखंड व पोलाद | 12,74,800 | 6,78,000 | .. | .. | 12,74,800 | 6,78,000 | .. | .. | 12,74,800 | 6,78,000 | .. | .. | (v) Iron and steel materials. |
| | (६) कच्चे लोखंड | .. | 5,200 | .. | .. | .. | 5,200 | .. | .. | † | 5,200 | .. | .. | (vi) Pig iron |
| | (७) मोड व टाकाऊ पदार्थ | 4,00,800 | 3,82,800 | .. | .. | 4,00,800 | 3,82,800 | 500 | 300 | 4,01,300 | 3,83,100 | .. | .. | (vii) Scrap and dress |
| | (८) पट्याची तबकडी | 1,21,200 | 84,300 | .. | .. | 1,21,200 | 84,300 | .. | .. | 1,21,200 | 84,300 | .. | .. | (viii) Tin plates |
| | (९) तारा व केबल्स | 10,200 | 4,600 | .. | .. | 10,200 | 4,600 | .. | .. | 10,200 | 4,600 | .. | .. | (ix) Wires and cables |
| | (१०) इतर धातू व धातूचे पदार्थ | 2,95,300 | 3,12,400 | 100 | 100 | 2,95,400 | 3,12,500 | .. | 2,500 | 2,95,400 | 3,15,000 | .. | .. | (x) Other metals and metal products. |
| | मोटार वाहने :— | | | | | | | | | | | | | |
| 23 | दीड टन किंवा अधिक वजनाची मोटार वाहने. | .. | .. | .. | .. | .. | .. | .. | .. | † | † | .. | .. | Motor vehicles weighing 1½ tonnes or more. |
| 24 | मोटार वाहनांचे भाग | 17,300 | 16,200 | .. | .. | 17,300 | 16,200 | .. | .. | 17,300 | 16,200 | .. | .. | Motor vehicle parts |
| 25 | बारीक माती | 17,600 | 9,400 | .. | .. | 17,600 | 9,400 | .. | .. | 17,600 | 9,400 | .. | .. | Moulding powder |
| 26 | इतर न उल्लेखिलेली तेले व चरबी | 4,70,700 | 5,98,600 | .. | .. | 4,70,700 | 5,98,600 | .. | .. | 4,70,700 | 5,98,600 | .. | .. | Oils and fats N.O.S. |
| | रंग व रंग कामाचे सामान | .. | 1,500 | .. | 4,500 | .. | 6,000 | .. | .. | † | 6,000 | .. | .. | Paints & Painters Material |

तपता क्रमांक/TABLE No. 20.1 (12.1)—contd.

| (1) | (2) | (3) | (4) | (5) | (6) | (7) | (8) | (9) | (10) | (11) | (12) | (2) |
|-----|--|-------------|-----------|----------|----------|-------------|-------------|--------|--------|-------------|-------------|---|
| 28 | कागद व कागदाच्या वस्तू | 1,58,200 | 2,22,700 | .. | .. | 1,58,200 | 2,22,700 | .. | .. | 1,58,200 | 2,22,700 | Paper and paper products |
| 29 | प्लॅस्टिक व प्लॅस्टिक वस्तू निर्माण | 1,40,600 | 1,44,900 | .. | .. | 1,40,600 | 1,44,900 | .. | .. | 1,40,600 | 1,44,900 | Plastics and plastic manufactures. |
| 30 | रेल्वेच्या वाघिणी, गाड्या इगरेचे भाग | 11,900 | 13,900 | .. | .. | 11,900 | 13,900 | .. | .. | 11,900 | 13,900 | Rly. wagoons, carriages etc. parts of. |
| 31 | कच्चा रबर | 13,000 | 13,000 | .. | .. | 13,000 | 13,000 | .. | 200 | 13,000 | 13,200 | Rubber raw |
| 32 | मीठ | .. | 100 | 89,200 | 95,500 | 89,200 | 95,600 | .. | .. | 89,200 | 95,600 | Salt |
| 33 | कृत्रिम राळ | 5,200 | 3,400 | .. | .. | 5,200 | 3,400 | 100 | .. | 5,300 | 3,400 | Synthetic resins |
| 34 | घट्ट कडक चरबी | 60,100 | 41,300 | .. | .. | 60,100 | 41,300 | .. | .. | 60,100 | 41,300 | Tallow |
| 35 | कापड :- रेशमी, लोकरी व कृत्रिम | .. | 38,800 | .. | .. | .. | 38,800 | .. | .. | † | 38,800 | Textiles—Silk, Wootlen and Synthetic |
| 36 | लाकडाचा लगदा | 35,000 | 53,900 | .. | .. | 35,000 | 53,900 | .. | .. | 35,000 | 53,900 | Woodpulp |
| 37 | लाकूड व इमारती लाकूड— | | | | | | | | | | | Wood and Timber— |
| | (१) जळाऊ लाकूड | .. | .. | .. | .. | .. | .. | .. | .. | † | † | (i) Firewood |
| | (२) इमारती लाकूड व बांबू इतर प्रकारचे लाकूड. | .. | .. | 56,800 | 37,200 | 56,800 | 37,200 | .. | .. | 56,800 | 37,200 | (ii) Timber other sorts including poles etc. |
| | (३) इतर न उल्लेखिलेले लाकडाचे उत्पादन. | 1,700 | 2,800 | .. | .. | 1,700 | 2,800 | .. | .. | 1,700 | 2,800 | (iii) Wooden products not otherwise specified |
| 38. | संकीर्ण | 57,02,600 | 47,46,500 | 2,76,800 | 2,26,300 | 59,79,400 | 49,72,800 | 1,500 | 3,500 | 59,80,900 | 49,76,300 | Miscellaneous |
| | एकूण | 1,10,32,100 | 98,42,600 | 7,11,500 | 5,28,900 | 1,17,43,600 | 1,03,71,500 | 11,700 | 17,000 | 1,17,55,300 | 1,03,88,500 | Grand Total |

टीप.—†आकडे संकीर्ण मध्ये समाविष्ट केले.

Note.—Figures merged in miscellaneous

आधार.—मुंबई पोर्ट ट्रस्टचा प्रकाशन अहवाल.

Source.—Administration report of Bombay Port Trust.

20. व्यापार/TRADE

वृत्ता क्रमांक/TABLE No. 20.2 (12.2)

मुंबई बंदरातून निर्यात होणारा माल
Exports from Bombay Port

(मेट्रिक टन देव टनमध्ये)
(In metric dead weight tonnes)

| अनुक्रमांक Serial No. | वस्तुवट (2) | बंदरा/Shore | | | | | | एकूण निर्यात माल Total exports | | Commodities (2) |
|-----------------------------|---|-------------------|----------|-------------------------|---------|---------------|----------|-----------------------------------|----------|--|
| | | परदेशी Foreign | | किनाऱ्यावरील Coastal | | एकूण Total | | 1982-83 | 1983-84 | |
| | | 1982-83 | 1983-84 | 1982-83 | 1983-84 | 1982-83 | 1983-84 | 1982-83 | 1983-84 | |
| (1) | (2) | (3) | (4) | (5) | (6) | (7) | (8) | (9) | (10) | (2) |
| 1 | प्राचीन कलात्मक वस्तु | 28,800 | 28,000 | .. | .. | 28,800 | 28,000 | 28,800 | 28,000 | Antiques, artware and curios |
| 2 | प्राणी पक्षी व सरपटणारे प्राणी- पिंजऱ्यात नसलेले इतर सर्व प्राणी | 22,100 | 13,400 | .. | .. | 22,100 | 13,400 | 22,100 | 13,400 | Animals, Birds and Reptiles All other animals not in cages (I. S. R. 3V) |
| 3 | अॅस्बेस्टॉस व अॅस्बेस्टॉसचे सामान | 7,200 | 3,700 | .. | .. | 7,200 | 3,700 | 7,200 | 3,700 | Asbestos and asbestos material |
| 4 | डांबर व तत्सम पदार्थ | .. | .. | .. | .. | .. | .. | † | † | Asphalt, Bitumen, Dammer, Pitch, Tar and Greosote. |
| 5 | इतर उल्लेख नसलेली पेये आणि मद्यार्क विरहित पेये. | 11,500 | 4,700 | .. | .. | 11,500 | 4,700 | 11,500 | 4,700 | Beverages and drinks non-alco- holic N. O. S. |
| 6 | सायकली व सायकलीचे भाग | 28,300 | 29,500 | .. | .. | 28,300 | 29,500 | 28,300 | 29,500 | Bicycles and bicycle parts |
| 7 | इमारतीचे सामान | 35,300 | 28,900 | 1,400 | 500 | 36,700 | 29,400 | 36,700 | 29,400 | Building materials |
| 8 | रसायने | 35,000 | 26,900 | 100 | 500 | 35,100 | 27,400 | 35,100 | 27,400 | Chemicals |
| 9 | सामान वाहतुकीचे पेदारे | 1,65,100 | 1,14,500 | .. | .. | 1,65,100 | 1,14,500 | 1,65,100 | 1,14,500 | Cargo container |
| 10 | काफी बिया | 1,000 | .. | .. | .. | 1,000 | .. | 1,000 | † | Coffee beans |
| 11 | कापूस— | .. | .. | .. | .. | .. | .. | .. | .. | Cotton— |
| | (१) कच्चा | 69,800 | 1,06,700 | .. | .. | 69,800 | 1,06,700 | 69,800 | 1,06,700 | (i) Raw |
| | (२) वेळू आणि फुट वेलेला | 600 | .. | .. | .. | 600 | .. | 600 | .. | (ii) Twist and waste |
| | (३) वेळू आणि धागा काढलेला | .. | 6,100 | .. | .. | .. | 6,100 | † | 6,100 | (iii) Twist and Yarn. |
| 12 | औषधी द्रव्ये व औषधे | 66,100 | 80,700 | .. | .. | 66,100 | 80,700 | 66,100 | 80,700 | Drugs and medicines |
| 13 | रंग द्रव्ये व रंग | 17,500 | 22,500 | .. | .. | 17,500 | 22,500 | 17,500 | 22,500 | Dyes and colours |
| 14 | माती व मातीची उत्पादने | 21,600 | 21,500 | .. | .. | 21,600 | 21,500 | 21,600 | 21,500 | Earth and earthenware |
| 15 | खते— | .. | .. | .. | .. | .. | .. | .. | .. | Fertilisers— |
| | (१) हाडे व हाडांचे खत | 32,200 | 31,400 | .. | .. | 32,200 | 31,400 | 32,200 | 31,400 | (i) Bone and bonemeal |
| | (२) इतर | 300 | 100 | 5,600 | 5,400 | 5,900 | 5,500 | 5,900 | 5,500 | (ii) Others |
| 16 | मत्स्योत्पादने— | .. | .. | .. | .. | .. | .. | .. | .. | Fish products— |
| | ताजी मासळी | 16,300 | 19,900 | .. | .. | 16,300 | 19,900 | 16,300 | 19,900 | (i) Fish fresh |
| | बैरण (पॅन्कीसह) | 2,86,500 | 3,43,100 | .. | .. | 2,86,500 | 3,43,100 | 2,86,500 | 3,43,100 | Fodder (including oilcakes) |
| 17 | अन्नधान्ये— | .. | .. | .. | .. | .. | .. | .. | .. | Foodgrains— |
| | तांदूळ | 1,36,900 | 80,200 | .. | 200 | 1,36,900 | 80,200 | 1,36,900 | 80,200 | (i) Rice |
| | इतर | 3,200 | 6,300 | .. | .. | 3,200 | 6,300 | 3,200 | 6,300 | (ii) Others |
| 18 | इतर न उल्लेखिलेले खाद्य पदार्थ | 1,54,400 | 1,35,400 | .. | 500 | 1,54,400 | 1,35,400 | 1,54,400 | 1,35,400 | Foodstuffs, N. O. S. |

| (1) | (2) | (3) | (4) | (5) | (6) | (7) | (8) | (9) | (10) | (11) |
|-----|---|-----------|-----------|-----------|-------------|-------------|-------------|-------------|-------------|---|
| 19 | फळे व भाज्या— | | | | | | | | | |
| | (१) फळे—ताजी व सुकी | 19,500 | 21,200 | 100 | 100 | 19,600 | 21,300 | 19,600 | 21,300 | Fruits and vegetables— |
| | (२) सुकविलेल्या व ताज्या भाज्या | 1,62,300 | 1,44,100 | 100 | 300 | 1,62,400 | 1,44,400 | 1,62,400 | 1,44,400 | (i) Fruits—dried and fresh |
| 20 | कांच व कांच सामान | 15,400 | 11,700 | .. | .. | 15,400 | 11,700 | 15,400 | 11,700 | (ii) Vegetables dried and fresh |
| 21 | विणलेल्या वस्तू, बारीकसारीक वस्तू स्त्रियांच्या फिती लेस वगैरे आणि बापरण्याचे कपडे | 58,700 | 50,500 | .. | .. | 58,700 | 50,500 | 58,700 | 50,500 | Glass and glass products |
| 22 | उपकरणे वगैरे | 23,500 | 17,500 | 100 | 100 | 23,600 | 17,600 | 23,600 | 17,600 | Hosiery, haberdashery, millinery and wearing apparel. |
| 23 | लाख, गोद व राठ | 7,500 | 6,700 | .. | .. | 7,500 | 6,700 | 7,500 | 6,700 | Instruments etc. |
| 24 | चामडी व चामड्याची उत्पादने | 5,300 | 6,300 | .. | .. | 5,300 | 6,300 | 5,300 | 6,300 | Lac, gums and resins |
| 25 | इतरत्र न उल्लेखिलेली यंत्रसामुग्री | 58,000 | 53,900 | .. | 100 | 58,000 | 54,000 | 58,000 | 54,000 | Leather and leather manufactures |
| 26 | धातू व धातुची उत्पादने— | | | | | | | | | Machinery, N. O. S. |
| | (१) लोखंडी सामान | 3,900 | 2,900 | 100 | .. | 4,000 | 2,900 | 4,000 | 2,900 | Metal and metal products— |
| | (२) लोखंड व पोलाद | 53,900 | 40,200 | .. | .. | 53,900 | 40,200 | 53,900 | 40,200 | (i) Hardware |
| | (३) लोखंडी मोड व सामान | 400 | 500 | .. | .. | 400 | 500 | 400 | 500 | (ii) Iron and steel materials |
| | (४) तारा व दोरखंड | 23,500 | 10,800 | .. | .. | 23,500 | 10,800 | 23,500 | 10,800 | (iii) Scrap and dross |
| | (५) इतर धातू व धातुची उत्पादने | 1,33,700 | 1,28,700 | 100 | 400 | 1,33,800 | 1,29,100 | 1,33,800 | 1,29,100 | (iv) Wires and cables |
| | | | | | | | | | | (v) Other metal and metal products |
| 27 | मळी | 38,900 | 2,09,900 | .. | .. | 38,900 | 2,09,900 | 38,900 | 2,09,900 | Molasses |
| 28 | मोटार वाहने— | | | | | | | | | Motor vehicles— |
| | मोटार गाड्या व १ ½ टनापेक्षा जास्त वजनाची मोठी वाहने. | 10,100 | 8,300 | .. | .. | 10,100 | 8,300 | 10,100 | 8,300 | (i) Motor cars and heavy duty vehicles weighing 1 ½ tonnes or more. |
| 29 | मोटारगाड्यांचे भाग | 23,500 | 20,500 | .. | .. | 23,500 | 20,500 | 23,500 | 20,500 | Motor vehicle parts |
| 30 | तेलबिया | 7,900 | 6,400 | .. | .. | 7,900 | 6,400 | 7,900 | 6,400 | Oil-seeds. |
| 31 | इतरत्र न उल्लेखिलेली तेल व चरबी | 11,400 | 19,200 | .. | 100 | 11,400 | 19,300 | 11,400 | 19,300 | Oils and fats, N. O. S. |
| 32 | रंग व रंगकामाचे सामान | 16,400 | 12,200 | 100 | 100 | 16,500 | 12,300 | 16,500 | 12,300 | Paints and painter's materials |
| 33 | प्लॅस्टिक व प्लॅस्टीकची उत्पादने | 5,400 | 5,400 | .. | .. | 5,400 | 5,400 | 5,400 | 5,400 | Plastics and plastic manufactures |
| 34 | रबर उत्पादने | 6,500 | 5,000 | .. | .. | 6,500 | 5,000 | 6,500 | 5,000 | Rubber manufactures |
| 35 | मिरी व इतर मसाले | 35,200 | 49,500 | .. | .. | 35,200 | 49,500 | 35,200 | 49,500 | Spices including pepper |
| 36 | साखर | 67,100 | 1,06,500 | .. | 1,06,500 | 67,100 | 1,06,500 | 67,100 | 1,06,500 | Sugar |
| 37 | घट्ट कडक चरबी | .. | 9,000 | .. | .. | .. | 9,000 | .. | 9,000 | Tallow |
| 38 | चहा | 17,400 | 21,800 | .. | .. | 17,400 | 21,800 | 17,400 | 21,800 | Tea |
| 39 | कापड— | | | | | | | | | Textiles— |
| | सुती | 33,000 | 45,700 | .. | .. | 33,000 | 45,700 | 33,000 | 45,700 | Cotton |
| 40 | तंबाखू—गावरान | 15,900 | 12,400 | .. | .. | 15,900 | 12,400 | 15,900 | 12,400 | Tobacco—raw and country |
| 41 | तंबाखू तयार | 17,100 | 12,400 | .. | .. | 17,100 | 12,400 | 17,100 | 12,400 | Tobacco manufactured |
| 42 | प्रसाधन साहित्य व अंतरे | 13,800 | 7,000 | .. | .. | 13,800 | 7,000 | 13,800 | 7,000 | Toilet preparations and perfumes |
| 43 | लाकूड व इमारती लाकूड— | | | | | | | | | Wood and timber— |
| 44 | इतरत्र न उल्लेखिलेली लाकूड उत्पादने | 8,000 | 6,300 | 100 | 100 | 8,100 | 6,400 | 8,100 | 6,400 | (i) Wooden products not otherwise specified. |
| 45 | इमारती लाकूड व इतर प्रकारचे लाकूड | .. | .. | .. | .. | .. | .. | .. | .. | (ii) Timber, Other Sorts incl. Poles, etc. |
| 46 | संकीर्ण (कागद व कागदाच्या वस्तूंसह) | 5,83,100 | 6,57,500 | 88,41,000 | 1,06,95,600 | 94,24,100 | 1,13,53,100 | 94,24,100 | 1,13,53,100 | Miscellaneous including paper and paper products. |
| | एकूण | 26,16,000 | 28,12,800 | 88,48,800 | 1,07,04,000 | 1,14,64,800 | 1,35,16,800 | 1,14,64,800 | 1,35,16,800 | Grand total |

आधार.—मुंबई पोर्ट ट्रस्टचा प्रशासन अहवाल.

Source.—Administration Report of Bombay Port Trust.

†आकडे संकीर्ण मध्ये समाविष्ट

Figures merged in miscellaneous

20. व्यापार/TRADE

तद्वता क्रमांक/TABLE No. 20.3 (12.3)

लोहमार्गाने व जलमार्गाने निवडक वस्तूंची महाराष्ट्र राज्यातील आयात व निर्यात*
Imports into and exports from Maharashtra State of selected commodities by rail and river

| क्रमांक Serial No. | वस्तू | परिमाण Unit | आयात Imports | | निर्यात Exports | | Articles |
|--------------------------|---|----------------|-----------------|---------|--------------------|---------|--|
| | | | 1981-82 | 1982-83 | 1981-82 | 1982-83 | |
| (1) | (2) | (3) | (4) | (5) | (6) | (7) | (2) |
| | | संख्या | | | | | |
| 1 | जनावरे (शेळघा, मेंढघा वगळून) | No. 000 | 534 | 301 | 37 | 4 | Cattle (excluding sheep and goats) |
| 2 | घोडे, शिगरे, खेचरे | Do. | 402 | † | 80 | .. | Horses, ponies and mules |
| 3 | शेळघा आणि मेंढघा | Do. | 2,503 | 1 | — | † | Sheep and goats |
| 4 | इतर जनावरे | Do. | 99 | 41 | — | † | Other animals |
| 5 | हाडे | Quintal 000 | 259 | 248 | 55 | 51 | Bones |
| 6 | बिटा | Do. | 179 | 198 | 1 | 3 | Bricks |
| 7 | सिमेंट | Do. | 10,045 | 17,431 | 27 | 191 | Cement |
| 8 | कोळसा आणि कोक | Do. | 37,169 | 53,338 | 9,543 | 19,539 | Coal and coke |
| 9 | काफी | Do. | 2 | 1 | † | † | Coffee |
| 10 | पेळू व सूत-देशी | Do. | 4 | 2 | 20 | 14 | Cotton twist and yarn-Indian |
| 11 | पेळू व सूत-परदेशी | Do. | 1 | 1 | 8 | 3 | Cotton twist and yarn-Foreign |
| 12 | सुती कापडाचा माल-देशी | Do. | 45 | 39 | 201 | 143 | Cotton piece goods-Indian |
| 13 | सुती कापडाचा माल-परदेशी | Do. | 2 | 1 | 1 | 1 | Cotton piece goods-Foreign |
| 14 | हिरडा | Do. | 13 | 1 | 14 | 10 | Myrobalans |
| 15 | ताजी फळे व भाजीपाला | Do. | 307 | 234 | 1,769 | 1,040 | Fruits and vegetable fresh |
| 16 | सुका मेवा | Do. | 2 | 2 | † | † | Fruits dried |
| 17 | अंडी | Do. | † | † | † | — | Eggs |
| 18 | कांच | Do. | 72 | 50 | 135 | 77 | Glass |
| 19 | हरभरा व हरभऱ्याचे उत्पादन | Do. | 664 | 752 | 148 | 118 | Gram and gram products |
| 20 | चणे व चण्याच्या उत्पादनाव्यतिरिक्त कडधान्ये | Do. | 621 | 627 | 773 | 1,399 | Pulses other than gram and gram products |
| 21 | मका | Do. | 174 | 127 | 131 | 216 | Maize |
| 22 | ज्वारी | Do. | 666 | 315 | 358 | 1,724 | Jowar |
| 23 | बाजरी | Do. | 331 | 125 | 70 | 99 | Bajra |
| 24 | ज्वारी व बाजरी व्यतिरिक्त एकदल धान्ये | Do. | 1 | 3 | 1 | 4 | Millet other than jowar and bajra |
| 25 | भात | Do. | 150 | 19 | 211 | 462 | Rice in the husk |
| 26 | तांदूळ | Do. | 9,517 | 7,767 | 636 | 948 | Rice not in the husk |
| 27 | गहू | Do. | 12,831 | 9,377 | 170 | 305 | Wheat |
| 28 | गव्हाचे पीठ | Do. | 344 | 339 | 45 | 56 | Wheat flour |
| 29 | इतर प्रकारची धान्ये, कडधान्ये व प्रीठ | Do. | 330 | 161 | 15 | 43 | Grain pulses etc. other sorts |
| 30 | भारतीय ताग व इतर तंतुमय पिके | Do. | 4 | 1 | 9 | 8 | Hemp, other than cotton fibres |
| 31 | कच्ची चामडी | Do. | 2 | 3 | 17 | 47 | Hides, raw |
| 32 | कच्ची कातडी | Do. | † | 1 | 6 | 5 | Skins, raw |
| 33 | कमावलेली कातडी व चामडे | Do. | † | 1 | 7 | 9 | Hides and skins tanned and leather |
| 34 | ताग-कच्चा व सुटा | Do. | 3 | 1 | † | 1 | Jute, raw—loose |
| 35 | ताग-पक्का-गासडघा | Do. | 2 | 5 | † | 1 | Jute, raw—pucca bales |
| 36 | गोणपाटाच्या पिशव्या व कापड | Do. | 307 | 295 | 8 | 6 | Gunny bags and cloth |
| 37 | इतर ताग उत्पादने | Do. | 10 | 11 | 1 | 1 | Other jute manufacturers |
| 38 | कृत्रिम रेशमी कापडाचा माल | Do. | 4 | 3 | 132 | 83 | Artificial silk piece goods |
| 39 | लोकरी कापडाचा माल | Do. | 4 | 3 | 22 | 9 | Woollen piece goods |
| 40 | यंत्रे व यंत्रसामग्री | Do. | 241 | 158 | 155 | 133 | Machinery equipments |
| 41 | धातूच्या वस्तू | Do. | 200 | 142 | 28 | 30 | Metal products |
| 42 | पादबोजे | Do. | 1 | 3 | 10 | 20 | Shoe (As foot-wear) |
| 43 | कच्चे लोखंड | Do. | 203 | 28 | 42 | 6 | Iron ore |
| 44 | लोखंडी व पोलादी सळघा वगैरे | Do. | 10,938 | 11,424 | 4,422 | 3,220 | Iron and steel bars, etc |
| 45 | लाख व रोगण | Do. | 2 | 10 | 9 | 7 | Lac and shellac |
| 46 | बिडीची पाने | Do. | 61 | 45 | 18 | 17 | Bidi leaves |
| 47 | बुना आणि चुनखडी | Do. | 274 | 291 | 18 | 53 | Lime and lime stone |
| 48 | कच्चे मँगनीझ | Do. | 8 | 5 | 1,161 | 1,349 | Manganese ore |

TABLE No. 20.3—contd.

| (1) | (2) | (3) | (4) | (5) | (6) | (7) | (2) |
|-----|--|-------------|-------|-------|-------|-------|--|
| 49 | पेंड-एरंडी | Quintal 000 | 14 | 10 | 32 | 33 | Oil-cakes-castor |
| 50 | पेंड-इतर | Do. | 1,963 | 2,367 | 1,271 | 1,635 | Oil-cakes-others |
| 51 | खनिज तेल | Do. | 854 | 2,850 | 6,691 | 4,225 | Oil minerals |
| 52 | भासलेट तेल | Do. | 64 | 1,252 | 643 | 190 | Oil-kerosene |
| 53 | वनस्पती तेल-एरंडी | Do. | 4 | 1 | 3 | † | Vegetable oil-castor |
| 54 | वनस्पती तेल-खोबरे | Do. | 1 | 3 | 62 | 45 | Vegetable oil-coconut |
| 55 | वनस्पती तेल-शेंगदाणे | Do. | 14 | 90 | 5 | 7 | Vegetable oil-groundnut |
| 56 | राईचे तेल | Do. | 5 | 2 | 16 | 162 | Vegetable oil Mustard |
| 57 | इतर वनस्पती तेल | Do. | 63 | 48 | 1,719 | 211 | Vegetable oil—others |
| 58 | तेलबिया-एरंडी | Do. | 28 | 14 | † | 4 | Oil seed—castor |
| 59 | तेलबिया-कापूस | Do. | 105 | 144 | 120 | 207 | Oil seed—cotton |
| 60 | तेलबिया-शेंगदाणे | Do. | 243 | 139 | 11 | 11 | Oil seed—groundnut |
| 61 | तेलबिया-जवस | Do. | 33 | 33 | 1 | 3 | Oil seed—linseed |
| 62 | तेलबिया-मोहरी व राई | Do. | 15 | 11 | 8 | 5 | Oil seed—rape and mustard |
| 63 | तेलबिया-तीळ (हाळे किवा करंजी) | Do. | 52 | 92 | 13 | 30 | Oil seed—til or gingelli |
| 64 | खबर-कच्चा | Do. | 5 | 2 | † | .. | Rubber—raw |
| 65 | भीठ | Do. | 424 | 632 | 1,334 | 798 | Salt |
| 66 | साखर (खांडसरी सोडून) | Do. | 32 | 47 | 8,151 | 9,005 | Sugar (excluding khandsari) |
| 67 | खांडसरी साखर | Do. | 13 | 9 | 20 | 37 | Khandsari sugar |
| 68 | गूळ व साखर | Do. | 1,074 | 1,217 | 14 | 13 | Gur-jaggary and gur-shakkar |
| 69 | मळी | Do. | † | 2 | 318 | 191 | Molasses etc. |
| 70 | चहा | Do. | 161 | 106 | 2 | 1 | Tea |
| 71 | कौले | Do. | 185 | 146 | 2 | 3 | Tiles |
| 72 | तंबाखू | Do. | 15 | 19 | 10 | 13 | Tobacco-raw |
| 73 | सागवानी लाकूड | Do. | 36 | 25 | 12 | 11 | Teak wood |
| 74 | इतर इमारती लाकूड | Do. | 1,667 | 2,036 | 159 | 106 | Other timber |
| 75 | लाकूड-कच्चे | Do. | 1 | 1 | 12 | 5 | Wood-raw |
| 76 | कच्चा कापूस-देशी रुई | Do. | 482* | 172+ | 247* | 132+ | Raw cotton, Indian lint |
| 77 | कच्चा कापूस-परदेशी रुई | Do. | .. | 4+ | 3* | 1+ | Raw cotton, Foreign lint |
| 78 | कापूस (सुटा व सरकी न काढलेला-कच्चा देशी) | Do. | 3* | 2+ | 5* | 1+ | Kapas (loose, unginned—Indian raw cotton)* |

†५०० पेक्षा कमी/less than 500.

टीप.—(१) *आकडे कापूस वर्षाचे (सप्टेंबर १९८० ते ऑगस्ट १९८१) चे आहेत.

(२) +आकडे कापूस वर्षाचे (सप्टेंबर १९८१ ते ऑगस्ट १९८२) चे आहेत.

Note.—(1) *Figures relate to cotton year September 1980 to August 1981.

(2) +Figures relate to cotton Year September 1981 to August 1982.

आधार.—डायरेक्टोरेट जनरल ऑफ कमर्शियल इंटेलिजन्स अँड स्टॅटिस्टिक्स, भारत सरकार.

Source.—Directorate-General of Commercial Intelligence and Statistics, Government of India.

परिवहन

TRANSPORT

२१.१. या विभागात लोहमार्गाची लांबी, रस्त्यांची लांबी व वर्गीकरण, राज्यात वापरात असलेली वाहने आणि राज्य परिवहन मंडळाचे काम यासंबंधी आकडेवारी दिली आहे.

२१.२. जिल्हावार लोहमार्गाची लांबी संबंधित रेल्वे कार्यालयाने दिल्याप्रमाणे पूर्णतः तंतोतंत जुळणारी नाही. रस्त्यांची लांबीची आकडेवारी राज्याच्या सार्वजनिक बांधकाम विभाग, जिल्हा परिषदा व नगरपालिका यांच्या अधिपत्याखालील रस्त्यासंबंधी आहे.

२१.३. मुंबई, गोरीतील जहाजे मुंबई बंदरातून व छोट्या बंदरातून येणारे व जाणारे प्रवासी व तेथे हाताळला जाणारा माल व विमानमार्गे होणारी प्रवासी व माल वाहतूक यासंबंधी माहिती या विभागात दिलेली आहे.

२१.४. गौण बंदरातील वाहतूक प्रामुख्याने किनारी भागाकरिताची आहे. मुंबई बंदरातून होणारी परदेशी किनाऱ्यावरील वाहतुकीची आकडेवारी वेगवेगळी दाखविली आहे.

21.1. Information on railway length, length and classification of roads, vehicles in use in the State and operation of State Transport Corporation is given in this Section.

21.2. Districtwise railway length is approximate as given by the respective Railway authorities. Figures of road length relate to roads maintained by the State's Public Works Department; Zilla Parishads and by Municipal Authorities.

21.3. Data presented in this section are about vessels in Bombay docks, passengers and cargo in Bombay port and other minor ports and passengers and freight traffic by air.

21.4. The figures shown against minor ports are mostly those of coastal traffic. In the case of Bombay Port, figures of overseas traffic and coastal traffic are shown separately.

21. परिवहन/TRANSPORT

लोहमार्ग/Railways

तक्ता क्रमांक/TABLE No. 21.1 (13.1)

लोहमार्गाची लांबी/Railway length in operation
(1982-83 and 1983-84)(किलोमीटर)
(Kilometres)

| अनुक्रमांक Serial No. (1) | जिल्हा (2) | ब्रॉड गेज Broad guage (3) | मीटर गेज Meter guage (4) | नॅरो गेज Narrow guage (5) | एकूण Total (6) | District (2) |
|------------------------------------|------------------|---------------------------------|--------------------------------|---------------------------------|----------------------|-------------------|
| 1 | बृहन्मुंबई | 205 | .. | .. | 205 | Greater Bombay |
| 2 | ठाणे | 168 | .. | .. | 168 | Thane |
| 3 | रायगड | 169 | .. | 20 | 189 | Raigad |
| 4 | रत्नागिरी | .. | .. | .. | .. | Ratnagiri |
| 5 | सिंधुदुर्ग | .. | .. | .. | .. | Sindhudurg |
| 6 | नाशिक | 222 | 44 | .. | 266 | Nashik |
| 7 | धुळे | 30 | .. | .. | 30 | Dhule |
| 8 | जळगांव | 455 | .. | 56 | 511 | Jalgaon |
| 9 | अहमदनगर | 196 | .. | .. | 196 | Ahmadnagar |
| 10 | पुणे | 270 | .. | 44 | 314 | Pune |
| 11 | सातारा | 134 | .. | .. | 134 | Satara |
| 12 | सांगली | 70 | 16 | 83 | 169 | Sangli |
| 13 | सोलापूर | 220 | 42 | 186 | 448 | Solapur |
| 14 | कोल्हापूर | 37 | .. | .. | 37 | Kolhapur |
| 15 | औरंगाबाद | .. | 106 | .. | 106 | Aurangabad |
| 16 | जालना | .. | 88 | .. | 88 | Jalna |
| 17 | परभणी | .. | 263 | .. | 263 | Parbhani |
| 18 | बीड | 40 | 7 | .. | 47 | Beed |
| 19 | नांदेड | .. | 225 | .. | 225 | Nanded |
| 20 | उस्मानाबाद | 70 | .. | .. | 70 | Osmanabad |
| 21 | लातूर | .. | .. | 57 | 57 | Latur |
| 22 | बुलढाणा | 87 | .. | .. | 87 | Buldana |
| 22 | अकोला | 95 | 173 | 60 | 328 | Akola |
| 24 | अमरावती | 84 | 29 | 64 | 177 | Amravati |
| 25 | यवतमाळ | 72 | .. | 65 | 137 | Yavatmal |
| 26 | वर्धा | 116 | .. | 34 | 150 | Wardha |
| 27 | नागपूर | 237 | .. | 139 | 376 | Nagpur |
| 28 | भंडारा | 155 | .. | 133 | 288 | Bhandara |
| 29 | चंद्रपूर | 154 | .. | 159 | 313 | Chandrapur |
| 30 | गडचिरोली | .. | .. | .. | .. | Gadchiroli |
| | महाराष्ट्र राज्य | 3,286 | 993 | 1,100 | 5,379 | Maharashtra State |

टीप.-आकडे अस्थायी आहेत.

Note.—Figures are provisional.

आधार.—संबंधित रेल्वेची विभागीय कार्यालये.

Source.—Divisional Offices of the concerned Railway.

तक्ता क्रमांक/TABLE 21.2 (13.2)

21. परिवहन/

तक्ता क्रमांक/

रस्ते/

वर्गवारीनुसार रस्त्यांची लांबी/

| अनुक्रमांक Serial No. | जिल्हा | रस्त्यांची वर्गवारी/ | | | | | |
|-----------------------------|------------|---|------------------------------|----------------------------------|------------------------------|---|------------------------------|
| | | राष्ट्रीय महामार्ग National highways | | राज्य महामार्ग State highways | | प्रमुख जिल्हा रस्ते Major district roads | |
| | | रोजी/As on 31-3-83 (3) | रोजी/As on 31-3-84 (4) | रोजी/As on 31-3-83 (5) | रोजी/As on 31-3-84 (6) | रोजी/As on 31-3-83 (7) | रोजी/As on 31-3-84 (8) |
| 1 | बृहन्मुंबई | 44* | 44 | 5 | 5 | .. | .. |
| 2 | ठाणे | 233 | 233 | 545 | 545 | 686 | 698 |
| 3 | रायगड | 213 | 213 | 937 | 937 | 324 | 324 |
| 4 | रत्नागिरी | 213 | 213 | 546 | 532 | 559 | 560 |
| 5 | सिंधुदुर्ग | 108 | 108 | 420 | 424 | 436 | 422 |
| 6 | नाशिक | 235 | 235 | 801 | 801 | 1,538 | 1,515 |
| 7 | घुळे | 146 | 146 | 588 | 588 | 1,519 | 1,519 |
| 8 | जळगाव | 144† | 144 | 864 | 863 | 1,069 | 1,078 |
| 9 | अहमदनगर | 60 | 60 | 1,095 | 1,126 | 1,667 | 1,691 |
| 10 | पुणे | 345 | 345 | 778 | 778 | 1,631 | 1,639 |
| 11 | सातारा | 130 | 129 | 603 | 603 | 1,259 | 1,244 |
| 12 | सांगली | 30 | 30 | 571 | 574 | 1,379 | 1,379 |
| 13 | सोलापूर | 155 | 155 | 916 | 909 | 1,581 | 1,590 |
| 14 | कोल्हापूर | 45 | 45 | 759 | 759 | 879 | 871 |
| 15 | औरंगाबाद | .. | .. | 753 | 731 | 870 | 870 |
| 16 | जालना | .. | .. | 512 | 512 | 602 | 590 |
| 17 | परभणी | .. | .. | 738 | 741 | 1,235 | 1,276 |
| 18 | बीड | .. | .. | 1,158 | 1,156 | 485 | 485 |
| 19 | नांदेड | .. | .. | 776 | 776 | 762 | 793 |
| 20 | उस्मानाबाद | 79 | 79 | 466 | 466 | 755 | 756 |
| 21 | लातूर | .. | .. | 482 | 485 | 702 | 732 |
| 22 | बुलढाणा | 82 | 82 | 547 | 513 | 790 | 868 |
| 23 | अकोला | 100 | 100 | 721 | 723 | 793 | 867 |
| 24 | अमरावती | 74 | 74 | 755 | 753 | 644 | 720 |
| 25 | यवतमाळ | 65 | 65 | 645 | 654 | 1,008 | 1,034 |
| 26 | वर्धा | 108 | 108 | 324 | 324 | 407 | 414 |
| 27 | नागपूर | 235 | 235 | 356 | 356 | 510 | 515 |
| 28 | भंडारा | 96 | 96 | 349 | 349 | 557 | 584 |
| 29 | चंद्रपूर | .. | .. | 590 | 589 | 475 | 498 |
| 30 | गडचिरोली | .. | .. | 486 | 488 | 442 | 447 |
| महाराष्ट्र राज्य | | 2,940 | 2,939 | 19,086 | 19,060 | 25,574 | 25,977 |

टीप.—(१) *४ कि. मी. मुंबई महानगरपालिकेकडे हस्तांतरित केली.

(२) †६ कि. मी. दुहस्ती दोनदा मोजणी केल्यामुळे.

(३) ‡ग्रामीण रस्त्यात 'अवर्गीकृत' रस्त्यांचा समावेश आहे.

भाषार.—सार्वजनिक बांधकाम विभाग, मुंबई

TRANSPORT

TABLE No. 21.2 (13.2)

Roads.

Road length according to different classes

(फ़िलोमीटर मध्ये)
(In Kilometers)

Classification of roads

| इतर जिल्हा रस्ते Other district roads | | ग्रामीण रस्ते Village roads | | अवर्गीकृत रस्ते Unclassified roads | | एकूण Total | | District (2) |
|--|-------------------------------|--------------------------------|-------------------------------|---------------------------------------|--------------------------------|-------------------------------|-------------------------------|-------------------|
| रोजी/As on 31-3-83 (9) | रोजी/As on 31-3-84 (10) | रोजी/As on 31-3-83 (11) | रोजी/As on 31-3-84 (12) | रोजी/As on 31-3-83 (13) | रोजी/As on 31-3-84 (14)† | रोजी/As on 31-3-83 (15) | रोजी/As on 31-3-84 (16) | |
| .. | .. | .. | .. | .. | .. | 49 | 49 | Greater Bombay |
| 845 | 854 | 1,113 | 2,161 | 1,043 | .. | 4,469 | 4,491 | Thane |
| 677 | 693 | 1,640 | 2,097 | 655 | .. | 4,446 | 4,264 | Raigad |
| 1,012 | 1,012 | 1,317 | 2,090 | 764 | .. | 4,411 | 4,407 | Ratnagiri |
| 396 | 506 | 820 | 1,258 | 620 | .. | 2,800 | 2,718 | Sindhudurg |
| 1,539 | 1,533 | 2,212 | 5,633 | 3,266 | .. | 9,591 | 9,717 | Nashik |
| 1,391 | 1,391 | 1,812 | 4,005 | 2,193 | .. | 7,649 | 7,649 | Dhule |
| 798 | 788 | 669 | 3,466 | 2,797 | .. | 6,341 | 6,337 | Jalgaon |
| 1,876 | 1,997 | 1,741 | 8,069 | 5,238 | .. | 11,677 | 12,943 | Ahmednagar |
| 1,592 | 1,686 | 2,058 | 5,116 | 2,871 | .. | 9,275 | 9,564 | Pune |
| 1,245 | 1,260 | 960 | 4,396 | 3,314 | .. | 7,511 | 7,632 | Satara |
| 1,193 | 1,193 | 633 | 4,358 | 3,712 | .. | 7,518 | 7,534 | Sangli |
| 1,795 | 1,802 | 1,563 | 4,534 | 2,967 | .. | 8,977 | 8,990 | Solapur |
| 1,092 | 1,121 | 1,227 | 1,545 | 221 | .. | 4,223 | 4,341 | Kolhapur |
| 1,065 | 1,064 | 836 | 1,046 | 1,365 | .. | 4,889 | 3,711 | Aurangabad |
| 736 | 937 | 519 | 545 | 579 | .. | 2,948 | 2,581 | Jalna |
| 861 | 862 | 1,318 | 1,476 | 136 | .. | 4,288 | 4,355 | Parbhani |
| 1,246 | 1,252 | 592 | 1,088 | 479 | .. | 3,960 | 3,981 | Beed |
| 921 | 1,065 | 1,822 | 2,676 | 1,229 | .. | 5,510 | 5,310 | Nanded |
| 794 | 809 | 493 | 905 | 382 | .. | 2,969 | 3,015 | Osmanabad |
| 818 | 896 | 552 | 691 | 262 | .. | 2,816 | 2,804 | Latur |
| 590 | 620 | 713 | 1,140 | 447 | .. | 3,169 | 3,223 | Buldana |
| 688 | 719 | 476 | 1,094 | 579 | .. | 3,357 | 3,503 | Akola |
| 640 | 674 | 570 | 1,170 | 590 | .. | 3,273 | 3,391 | Amravati |
| 876 | 918 | 971 | 2,008 | 955 | .. | 4,520 | 4,679 | Yavatmal |
| 286 | 300 | 372 | 857 | 666 | .. | 2,163 | 2,003 | Wardha |
| 397 | 421 | 383 | 1,859 | 1,366 | .. | 3,247 | 3,386 | Nagpur |
| 324 | 321 | 953 | 2,722 | 1,719 | .. | 4,018 | 4,072 | Bhandara |
| 596 | 683 | 624 | 2,022 | 1,450 | .. | 3,735 | 3,792 | Chandrapur |
| 211 | 244 | 279 | 1,348 | 873 | .. | 2,291 | 2,527 | Gadchiroli |
| 26,500 | 27,621 | 29,248 | 71,375 | 42,738 | .. | 1,46,086 | 1,46,972 | Maharashtra State |

Note.—(1) *4.00 k. m. transferred to B. M. C.

(2) †6.00 k. m. correction due to double counting.

(3) ‡ Village roads also include "unclassified" roads.

21. परिवहन / TRANSPORT

रस्ते/Roads

संख्या क्रमांक/TABLE No. 21.3 (13-3)

सतहानुसार प्रकाशानुसार रस्त्यांचे वर्गीकरण
Road length according to surface type

(किलोमीटरमध्ये)
(In kilometers)

| अनुक्रमांक Serial No. | जिल्हा | सिमेंट कांथ्रीट रस्ते Cement concrete roads | | डांबरी रस्ते Black topped roads | | सुरीचे रस्ते Water bound macadam roads | | अपृष्ठांकित रस्ते Unsurfaced roads | | एकूण Total | | District |
|-----------------------------|------------|---|-----------------------|---------------------------------------|-----------------------|--|-----------------------|--|-----------------------|-----------------------|-----------------------|----------------|
| | | रोजी/As on 31-3-83 | रोजी/As on 31-3-84 | रोजी/As on 31-3-83 | रोजी/As on 31-3-84 | रोजी/As on 31-3-83 | रोजी/As on 31-3-84 | रोजी/As on 31-3-83 | रोजी/As on 31-3-84 | रोजी/As on 31-3-83 | रोजी/As on 31-3-84 | |
| (1) | (2) | (3) | (4) | (5) | (6) | (7) | (8) | (9) | (10) | (11) | (12) | (2) |
| 1 | बृहन्मुंबई | .. | .. | 49 | 49 | .. | .. | .. | .. | 49 | 49 | Greater Bombay |
| 2 | ठाणे | .. | .. | 7 | 7 | 1,421 | 1,506 | 2,601 | 2,546 | 436 | 4,491 | Thane |
| 3 | रायगड | .. | .. | 4 | 4 | 1,195 | 1,228 | 1,245 | 1,251 | 2,002 | 4,264 | Raigad |
| 4 | रत्नागिरी | .. | .. | 96 | 76 | 1,050 | 1,125 | 1,840 | 1,779 | 1,426 | 4,411 | Ratnagiri |
| 5 | सिंधुदुर्ग | .. | .. | 39 | 32 | 745 | 788 | 1,005 | 1,089 | 1,011 | 2,800 | Sindhudurg |
| 6 | नाशिक | .. | .. | 12 | 12 | 1,227 | 1,278 | 4,838 | 5,229 | 3,514 | 9,591 | Nashik |
| 7 | धुळे | .. | .. | .. | .. | 961 | 1,007 | 2,248 | 2,555 | 4,440 | 7,649 | Dhule |
| 8 | जळगाव | .. | .. | 13 | 11 | 1,171 | 1,176 | 2,590 | 2,593 | 2,567 | 6,341 | Jalgaon |
| 9 | अहमदनगर | .. | .. | 74 | 70 | 1,280 | 1,387 | 2,928 | 3,673 | 7,395 | 11,677 | Ahmadnagar |
| 10 | पुणे | .. | .. | 54 | 61 | 1,281 | 1,356 | 2,097 | 2,624 | 5,843 | 9,275 | Pune |
| 11 | सातारा | .. | .. | 14 | 15 | 1,464 | 1,477 | 1,574 | 2,129 | 4,459 | 7,511 | Satara |
| 12 | सांगली | .. | .. | 12 | 12 | 794 | 822 | 1,501 | 1,535 | 5,211 | 7,518 | Sangli |
| 13 | सोलापूर | .. | .. | 52 | 54 | 1,170 | 1,171 | 1,902 | 1,957 | 5,853 | 8,977 | Solapur |
| 14 | कोल्हापूर | .. | .. | 12 | 10 | 970 | 1,005 | 1,712 | 1,799 | 1,529 | 4,223 | Kolhapur |
| 15 | औरंगाबाद | .. | .. | .. | .. | 726 | 724 | 1,862 | 1,760 | 2,301 | 4,889 | Aurangabad |
| 16 | जालना | .. | .. | .. | .. | 325 | 325 | 1,142 | 1,099 | 1,481 | 2,948 | Jalna |
| 17 | परभणी | .. | .. | .. | .. | 686 | 717 | 2,042 | 2,210 | 1,560 | 4,288 | Parbhani |
| 18 | बीड | .. | .. | .. | .. | 782 | 784 | 1,773 | 2,115 | 1,405 | 3,960 | Beed |
| 19 | नांदेड | .. | .. | .. | .. | 747 | 843 | 2,254 | 2,504 | 2,509 | 5,510 | Nanded |
| 20 | उस्मानाबाद | .. | .. | .. | .. | 624 | 643 | 1,549 | 1,748 | 796 | 2,969 | Osmanabad |

| | | | | | | | | | | | | | | |
|------------------|----------|----|----|-------|-------|--------|--------|--------|--------|--------|--------|------------|----------|------------------|
| 21 | लातूर | .. | .. | 542 | 580 | 1,550 | 1,595 | 724 | 629 | 2,816 | 2,804 | Latur | | |
| 22 | बुलढाढा | .. | .. | 859 | 931 | 1,393 | 1,438 | 917 | 854 | 3,169 | 3,223 | Buldana | | |
| 23 | अकोला | .. | .. | 1,028 | 1,123 | 1,382 | 1,564 | 947 | 816 | 3,357 | 3,503 | Akola | | |
| 24 | अढरावती | .. | .. | 987 | 1,002 | 1,524 | 1,635 | 762 | 754 | 3,273 | 3,391 | Amravati | | |
| 25 | डवतढाळ | .. | .. | 998 | 1,011 | 1,904 | 2,070 | 1,618 | 1,598 | 4,520 | 4,679 | Yavatmal | | |
| 26 | वर्धा | .. | .. | 492 | 510 | 871 | 881 | 800 | 612 | 2,163 | 2,003 | Wardha | | |
| 27 | नागपूर | .. | .. | 774 | 790 | 1,026 | 1,021 | 1,447 | 1,575 | 3,247 | 3,386 | Nagpur | | |
| 28 | भंडारा | .. | .. | 562 | 575 | 1,097 | 1,128 | 2,359 | 2,369 | 4,018 | 4,072 | Bhandara | | |
| 29 | चंद्रपूर | .. | .. | 506 | 530 | 929 | 1,036 | 2,300 | 2,226 | 3,735 | 3,792 | Chandrapur | | |
| 30 | गडचिरोली | .. | .. | 237 | 275 | 696 | 756 | 1,358 | 1,496 | 2,291 | 2,527 | Gadchiroli | | |
| महाराष्ट्र राज्य | | .. | .. | 388 | 354 | 25,653 | 26,738 | 51,075 | 55,319 | 68,970 | 64,561 | 1,46,086 | 1,46,972 | Maharashtra Stat |

बाधार.—सार्वजनिक बांधकाम विभाढ, महाराष्ट्र, ढासन, ढुंबई.

Source.—Public Works Department, Government of Maharashtra, Bombay.

21. परिवहन/TRANSPORT

रस्ते/Roads

तक्ता क्रमांक/TABLE No. 21.4 (New)

वाणिज्यिक वाहनांच्या दैनिक सरासरी वाहतूक सघनतेनुसार रस्ते लांबी (वर्गवार विभागाणी)
Distribution of road length according to the average traffic intensity (tonnes) of commercial vehicles

| अनुक्रमांक Serial No. | जिल्हा | वर्ष Year | राष्ट्रीय महामार्ग National Highways | | | राज्य महामार्ग State Highways | | | प्रमुख मार्ग Major roads | इतर जिल्हा मार्ग Other district roads | जिल्हा District |
|--------------------------|------------|--------------|--|--|--|--|--|--|--|---|--------------------|
| | | | सरासरी दैनिक वाहतूक सघनता Average traffic intensity per day | सरासरी दैनिक वाहतूक सघनता Average traffic intensity per day | सरासरी दैनिक वाहतूक सघनता Average traffic intensity per day | सरासरी दैनिक वाहतूक सघनता Average traffic intensity per day | सरासरी दैनिक वाहतूक सघनता Average traffic intensity per day | सरासरी दैनिक वाहतूक सघनता Average traffic intensity per day | सरासरी दैनिक वाहतूक सघनता Average traffic intensity per day | | |
| | | | *१५०० टन किंवा त्यापेक्षा कमी/ 1500 tonnes or less | १५०१ ते १२००० टन 1501 to 12000 tonnes | १२००० टनापेक्षा अधिक Above 12000 tonnes | *१५०० टन किंवा त्यापेक्षा कमी 1500 tonnes or less | १५०१ ते १२००० टन 1501 to 12000 tonnes | १२००० टनापेक्षा अधिक Above 12000 tonnes | १५०० टनापेक्षा अधिक Above 1500 tonnes | १५०० टनापेक्षा अधिक Above 1500 tonnes | |
| (1) | (2) | (3) | (4) | (5) | (6) | (7) | (8) | (9) | (10) | (11) | (12) |
| 1 | बृहन्मुंबई | 1982-83 | .. | .. | 44 | .. | .. | 5 | .. | .. | Greater Bombay |
| | | 1983-84 | .. | .. | 44 | .. | .. | 5 | .. | .. | |
| 2 | ठाणे | 1982-83 | .. | .. | 233 | 75 | 391 | 79 | 273 | 113 | Thane |
| | | 1983-84 | .. | .. | 233 | 83 | 379 | 83 | 445 | 98 | |
| 3 | रायगड | 1982-83 | .. | 105 | 108 | 760 | 169 | 8 | 23 | .. | Raigad |
| | | 1983-84 | .. | 105 | 108 | 645 | 284 | 8 | 43 | 8 | |
| 4 | रत्नागिरी | 1982-83 | .. | 111 | 102 | 183 | 363 | .. | 38 | .. | Ratnagiri |
| | | 1983-84 | .. | 111 | 102 | 168 | 364 | .. | .. | 11 | |
| 5 | सिंधुदुर्ग | 1982-83 | .. | 108 | .. | 215 | 205 | .. | 16 | .. | Sindhudurg |
| | | 1983-84 | .. | 108 | .. | 210 | 207 | .. | 136 | .. | |
| 6 | नाशिक | 1982-83 | .. | .. | 235 | 89 | 696 | 16 | 995 | 28 | Nashik |
| | | 1983-84 | .. | .. | 235 | 80 | 701 | 20 | 949 | 24 | |
| 7 | धुळे | 1982-83 | .. | .. | 146 | 121 | 467 | .. | 194 | 196 | Dhule |
| | | 1983-84 | .. | .. | 146 | 65 | 472 | 51 | 556 | 196 | |
| 8 | जळगाव | 1982-83 | .. | 144 | .. | 11 | 853 | .. | 223 | 38 | Jalgaon |
| | | 1983-84 | .. | 144 | .. | 40 | 618 | 201 | 262 | 15 | |
| 9 | अहमदनगर | 1982-83 | .. | 37 | 23 | 62 | 165 | 105 | 766 | 654 | Ahmadnagar |
| | | 1983-84 | .. | 37 | 23 | 235 | 604 | 287 | 1,154 | 1,127 | |
| 10 | पुणे | 1982-83 | .. | 156 | 189 | 35 | 623 | 120 | 558 | 206 | Pune |
| | | 1983-84 | .. | 156 | 189 | 78 | 595 | 105 | 573 | 237 | |
| 11 | सातारा | 1982-83 | .. | .. | 130 | 53 | 518 | 20 | 595 | 154 | Satara |
| | | 1983-84 | .. | .. | 129 | 44 | 527 | 32 | 470 | 155 | |
| 12 | सांगली | 1982-83 | .. | .. | 30 | .. | 448 | 123 | 541 | 10 | Sangli |
| | | 1983-84 | .. | .. | 30 | .. | 447 | 127 | 395 | 73 | |
| 13 | सोलापूर | 1982-83 | .. | .. | 155 | 342 | 574 | .. | 373 | 83 | Solapur |
| | | 1983-84 | .. | .. | 155 | 343 | 511 | 55 | 498 | 87 | |
| 14 | कोल्हापूर | 1982-83 | .. | .. | 45 | 137 | 471 | 151 | 532 | 262 | Kolhapur |
| | | 1983-84 | .. | .. | 45 | 104 | 525 | 130 | 549 | 199 | |
| 15 | औरंगाबाद | 1982-83 | .. | .. | .. | 110 | 634 | 9 | 318 | 19 | Aurangabad |
| | | 1983-84 | .. | .. | .. | .. | 722 | 9 | 397 | 30 | |
| 16 | जालना | 1982-83 | .. | .. | .. | 274 | 238 | .. | .. | .. | Jalna |
| | | 1983-84 | .. | .. | .. | 274 | 238 | .. | 81 | .. | |
| 17 | परभणी | 1982-83 | .. | .. | .. | 267 | 333 | 136 | 110 | 24 | Parbhani |
| | | 1983-84 | .. | .. | .. | 269 | 324 | 139 | 156 | 24 | |

तक्ता क्रमांक/TABLE No. 21.4 (New)—Contd.

| (1) | (2) | (3) | (4) | (5) | (6) | (7) | (8) | (9) | (10) | (11) | (12) |
|-----------------------------|------------|--------------|-----|-------|-------|-------|--------|-------|-------|-------|-------------------|
| 18 | बीड | 1982-83 .. | .. | .. | .. | 461 | 697 | .. | 9 | .. | Beed |
| | | 1983-84 .. | .. | .. | .. | 339 | 817 | .. | 75 | .. | |
| 19 | नांदेड | 1982-83 .. | .. | .. | .. | 86 | 602 | 88 | 104 | 10 | Nanded |
| | | 1983-84 .. | .. | .. | .. | 93 | 597 | 86 | 209 | 109 | |
| 20 | उस्मानाबाद | 1982-83 .. | .. | 23 | 56 | 136 | 330 | .. | 341 | 131 | Osmanabad |
| | | 1983-84 .. | .. | 23 | 56 | 140 | 326 | .. | 75 | .. | |
| 21 | लातूर | 1982-83 .. | .. | .. | .. | 29 | 453 | .. | 112 | .. | Latur |
| | | 1983-84 .. | .. | .. | .. | 29 | 456 | .. | 115 | .. | |
| 22 | बुलढाणा | 1982-83 .. | .. | 82 | .. | 24 | 523 | .. | 229 | 104 | Buldana |
| | | 1983-84 .. | .. | 82 | .. | 91 | 422 | .. | 143 | 115 | |
| 23 | अकोला | 1982-83 .. | .. | 100 | .. | 53 | 668 | .. | 172 | .. | Akola |
| | | 1983-84 .. | .. | .. | 100 | 51 | 672 | .. | 526 | 4 | |
| 24 | अमरावती | 1982-83 .. | 74 | 74 | .. | 215 | 540 | .. | 98 | 25 | Amravati |
| | | 1983-84 .. | .. | .. | 74 | 211 | 542 | .. | 97 | 29 | |
| 25 | यवतमाळ | 1982-83 .. | .. | 65 | .. | 6 | 639 | .. | 113 | 10 | Yavatmal |
| | | 1983-84 .. | .. | 65 | .. | 101 | 529 | 24 | 247 | 34 | |
| 26 | वर्धा | @ 1982-83 .. | .. | 64 | 44 | 78 | 161 | 85 | 51 | 9 | Wardha |
| | | 1983-84 .. | .. | 108 | .. | 30 | 273 | 21 | 225 | 39 | |
| 27 | नागपूर | 1982-83 .. | .. | 182 | 53 | .. | 356 | .. | 120 | 95 | Nagpur |
| | | 1983-84 .. | .. | 41 | 194 | .. | 340 | 16 | 297 | 116 | |
| 28 | भंडारा | @ 1982-83 .. | .. | 96 | .. | 14 | 305 | .. | 179 | 57 | Bhandara |
| | | 1983-84 .. | .. | 30 | 66 | 45 | 304 | .. | 283 | 44 | |
| 29 | चंद्रपूर | @ 1982-83 .. | .. | .. | .. | 199 | 880 | .. | 42 | 15 | Chandrapur |
| | | 1983-84 .. | .. | .. | .. | 58 | 531 | .. | 72 | 26 | |
| 30 | गडचिरोली | 1982-83 .. | .. | .. | .. | .. | .. | .. | .. | .. | Gadchiroli |
| | | 1983-84 .. | .. | .. | .. | 338 | 150 | .. | .. | .. | |
| महाराष्ट्र राज्य एकूण राज्य | | 1982-83 .. | 74 | 1,347 | 1,523 | 4,035 | 13,302 | 947 | 7,169 | 2,243 | Total |
| | | 1983-84 .. | .. | 1,010 | 1,929 | 4,164 | 13,477 | 1,399 | 9,002 | 2,800 | Maharashtra State |

*१५०० टनापेक्षा कमी वाहतूक सघनता असलेली रस्ते लांबी प्रमुख जिल्हा मार्ग व इतर जिल्हा मार्ग ह्याचे बाबत येथे दर्शविलेली नाही.

*Road length under traffic intensity of 1500 tonnes and below has not been shown here in case of major district roads and other district roads.

@डिसेंबर १९८१ च्या वाहन गणतीवरून.

@As per traffic census, December 1981.

आर्धार.—सार्वजनिक बांधकाम विभाग (वाहन गणती) महाराष्ट्र शासन, मुंबई.

Source.—Public Works Deptt. (Traffic Census) Govt. of Maharashtra, Bombay.

महाराष्ट्र राज्यातील वापरात असलेली मोटार वाहने (३१ मार्च १९८३ व ३१ मार्च १९८४ रोजी/

| अनुक्रमांक Serial No. | वाहनांचा प्रकार (2) | बृहन्मुंबई/ Greater Bombay | | ठाणे/ Thane | | रायगड/ Raigad | | रत्नागिरी/ Ratnagiri | | सिंधुदुर्ग/ Sindhudurg | |
|-----------------------------|------------------------|-------------------------------|----------|----------------|--------|------------------|--------|-------------------------|--------|---------------------------|-------|
| | | A | B | A | B | A | B | A | B | A | B |
| (1) | (2) | (3) | (4) | (5) | (6) | (7) | (8) | (9) | (10) | (11) | (12) |
| 1 | मोटार सायकली | 37,102 | 34,265 | 9,504 | 7,758 | 2,461 | 1,753 | 2,261 | 1,224 | 203 | 313 |
| 2 | स्कूटर्स | 68,415 | 70,810 | 11,595 | 12,694 | 1,151 | 1,349 | 1,785 | 2,246 | 85 | 284 |
| 3 | मोटार गाड्या | 1,68,276 | 1,75,982 | 10,071 | 10,565 | 1,773 | 1,901 | 1,866 | 2,073 | 55 | 159 |
| 4 | टॅक्सी | 32,806 | 34,338 | 364 | 401 | 53 | 63 | 25 | 40 | 6 | 14 |
| 5 | स्वयंचलित शिक्षा | 15,783 | 22,130 | 6,210 | 7,045 | 906 | 1,123 | 717 | 1,067 | 79 | 253 |
| 6 | स्टेज कॅरिजेस | 2,799 | 2,882 | 703 | 703 | 462 | 462 | 430 | 434 | 256 | 256 |
| 7 | कॉन्टॅक्ट कॅरिजेस | 1,186 | 1,407 | 638 | 670 | 21 | 27 | 2 | 16 | 2 | 9 |
| 8 | सार्वजनिक वाहने | 24,858 | 25,509 | 10,211 | 11,631 | 2,215 | 2,623 | 862 | 1,418 | 119 | 416 |
| 9 | खाजगी वाहने | 16,753 | 17,035 | 1,736 | 1,787 | 265 | 270 | 326 | 333 | 11 | 14 |
| 10 | शाळेच्या बसेस | 438 | 445 | 85 | 87 | 5 | 5 | 4 | 7 | .. | .. |
| 11 | हण्णवाहिका | 534 | 566 | 154 | 157 | 24 | 27 | 16 | 18 | 1 | 3 |
| 12 | खाजगी प्रवासीवाहने | 1,080 | 1,122 | 513 | 541 | 45 | 52 | 11 | 23 | .. | 6 |
| 13 | अनुयान (ट्रेलर) | 709 | 766 | 488 | 513 | 99 | 106 | 73 | 84 | .. | 5 |
| 14 | ट्रॅक्टर | 836 | 849 | 449 | 470 | 155 | 161 | 50 | 59 | 9 | 14 |
| 15 | मोपेड | .. | 14,185 | .. | 3,896 | .. | 1,314 | .. | 979 | .. | 370 |
| 16 | इतर | 1,365 | 1,886 | 54 | 79 | 26 | 33 | 4 | 14 | 7 | 12 |
| | एकूण | 3,72,940 | 4,04,147 | 52,775 | 58,997 | 9,661 | 11,269 | 8,432 | 11,035 | 833 | 2,128 |

टीप—A=रोजी/As on 31-3-1983

TRANSPORT

TABLE No. 21.5 (13.4)

Number of motor vehicles in operations (as on 31-3-1983 and 31-3-1984)

| नाशिक/ Nashik | | धुळे/ Dhule | | जळगाव/ Jalgaon | | अहमदनगर/ Ahmadnagar | | पुणे/ Pune | | Class of Vehicles (2) |
|------------------|---------------|----------------|---------------|-------------------|---------------|------------------------|---------------|-----------------|-----------------|--------------------------|
| A | B | A | B | A | B | A | B | A | B | |
| (13) | (14) | (15) | (16) | (17) | (18) | (19) | (20) | (21) | (22) | |
| 26,308 | 19,372 | 9,289 | 6,580 | 13,709 | 6,340 | 9,470 | 4,302 | 36,880 | 40,328 | Motor Cycles |
| 11,140 | 13,784 | 1,765 | 4,449 | 4,666 | 5,126 | 4,435 | 5,691 | 59,880 | 31,050 | Scooters |
| 10,281 | 10,861 | 1,621 | 1,788 | 1,936 | 2,134 | 1,621 | 1,904 | 20,466 | 21,833 | Motor Cars |
| 562 | 833 | 28 | 103 | 18 | 46 | 13 | 19 | 1,012 | 1,199 | Taxis |
| 2,310 | 2,827 | 586 | 789 | 961 | 1,447 | 471 | 549 | 10,295 | 11,417 | Autorickshaw |
| 587 | 576 | 406 | 384 | 467 | 396 | 586 | 483 | 3,679 | 4,716 | Stage Carriages |
| 26 | 20 | .. | .. | 3 | 3 | 1 | 1 | 21 | 30 | Contract Carriages |
| 7,059 | 7,804 | 2,432 | 2,808 | 2,118 | 2,368 | 780 | 935 | 11,850 | 13,214 | Public Carriages |
| 1,009 | 1,089 | 223 | 166 | 387 | 387 | 130 | 233 | 6,700 | 7,006 | Private Carriages |
| 42 | 46 | 5 | 6 | 11 | 12 | 1 | 2 | 40 | 45 | School Buses |
| 50 | 62 | 12 | 14 | 4 | 5 | 13 | 13 | 113 | 178 | Ambulances |
| 70 | 40 | 3 | 3 | .. | .. | 1 | 3 | 740 | 792 | Private Service Vehicles |
| 6,303 | 7,059 | 1,618 | 1,828 | 2,707 | 2,974 | 714 | 978 | 1,852 | 2,139 | Trailors |
| 7,147 | 6,811 | 1,720 | 1,955 | 2,628 | 2,866 | 955 | 789 | 1,345 | 1,617 | Tractors |
| .. | 10,722 | .. | 2,255 | .. | 10,776 | .. | 5,776 | .. | 46,807 | Mopeds |
| 62 | 68 | 25 | 12 | 34 | .. | 4 | 14 | 143 | 157 | Others |
| 72,956 | 81,974 | 19,733 | 23,140 | 29,649 | 34,880 | 19,195 | 21,692 | 1,55,016 | 1,82,528 | Total |

B—रोजी/As on 31-3-1984

| अनुक्रमांक Serial No. | वाहनाचा प्रकार | सातारा/ Satara | | सांगली/ Sangli | | सोलापूर/ Solapur | | कोल्हापूर/ Kolhapur | | औरंगाबाद/ Aurangabad (including Jalna) | |
|-----------------------------|--------------------|-------------------|--------|-------------------|--------|---------------------|--------|------------------------|--------|--|--------|
| | | A | B | A | B | A | B | A | B | A | B |
| (1) | (2) | (23) | (24) | (25) | (26) | (27) | (28) | (29) | (30) | (31) | (32) |
| 1 | मोटार सायकली | 8,390 | 4,334 | 11,673 | 6,263 | 6,463 | 6,717 | 17,222 | 8,745 | 8,310 | 10,693 |
| 2 | स्कटर्स | 2,263 | 2,683 | 4,914 | 5,784 | 12,415 | 6,300 | 13,046 | 14,362 | 13,940 | 11,418 |
| 3 | मोटार गाड्या | 1,789 | 1,947 | 2,442 | 2,690 | 2,851 | 3,013 | 6,623 | 6,910 | 3,704 | 4,288 |
| 4 | टॅक्सी | 147 | 161 | 20 | 26 | 45 | 46 | 64 | 101 | 289 | 313 |
| 5 | स्वयंचलित रिक्शा | 617 | 714 | 907 | 1,028 | 826 | 913 | 2,746 | 3,103 | 2,115 | 2,282 |
| 6 | स्टेज करिजेस | 475 | 481 | 512 | 486 | 443 | 372 | 575 | 546 | 518 | 421 |
| 7 | कॉन्ड्रॅक्ट करिजेस | .. | 1 | .. | .. | .. | .. | 23 | 23 | 5 | 5 |
| 8 | सार्वजनिक वाहने | 2,652 | 2,877 | 2,146 | 2,459 | 1,474 | 1,627 | 5,662 | 6,274 | 2,902 | 3,651 |
| 9 | खाजगी वाहने | 495 | 221 | 94 | 456 | 776 | 779 | 387 | 590 | 410 | 445 |
| 10 | शाळेच्या बसेस | 7 | 8 | 5 | 6 | 6 | 6 | 6 | 7 | 13 | 12 |
| 11 | रुग्णवाहिका | 16 | 24 | 9 | 10 | 31 | 34 | 32 | 33 | 11 | 14 |
| 12 | खाजगी प्रवासीवाहने | 8 | 8 | 5 | 5 | 91 | 91 | 5 | 5 | 8 | 40 |
| 13 | अनुयायन (ट्रॅलर) | 1,576 | 1,793 | 2,371 | 1,816 | 1,011 | 1,143 | 3,754 | 4,300 | 1,434 | 2,350 |
| 14 | ट्रॅक्टर | 1,556 | 1,792 | 1,693 | 2,508 | 975 | 1,291 | 3,994 | 4,107 | 1,812 | 2,201 |
| 15 | मोपेड | .. | 6,049 | .. | 8,191 | .. | 9,162 | .. | 13,244 | .. | 5,249 |
| 16 | इतर | 21 | 26 | 27 | 40 | 4 | 4 | 39 | 39 | 13 | .. |
| | एकूण | 20,012 | 23,074 | 26,818 | 31,768 | 27,411 | 31,498 | 54,178 | 62,389 | 35,484 | 43,382 |

टोप:—A—रोजी/As. on 31-3-1983.

TABLE No. 21:5 (13.4)—contd.

| परभणी/ Parbhani | | बीड/ Beed | | नांदेड/ Nanded | | उस्मानाबाद/ Osmanabad | | बुलढाणा/ Buldana | | Class of Vehicles (2) |
|--------------------|-------|--------------|-------|-------------------|-------|--------------------------|-------|---------------------|--------|--------------------------|
| A | B | A | B | A | B | A | B | A | B | |
| (33) | (34) | (35) | (36) | (37) | (38) | (39) | (40) | (41) | (42) | |
| 2,371 | 1,939 | 1,922 | 1,615 | 3,684 | 2,731 | 2,697 | 1,504 | 4,573 | 2,916 | Motor Cycles |
| 365 | 593 | 550 | 668 | 960 | 1,670 | 572 | 638 | 711 | 749 | Scooters |
| 595 | 343 | 633 | 601 | 507 | 551 | 641 | 721 | 731 | 754 | Motor Cars |
| .. | 4 | 4 | 3 | 7 | 8 | 2 | 8 | 6 | 42 | Taxis |
| 2 | 2 | 2 | 21 | 31 | 38 | 89 | 113 | 6 | 5 | Autorickshaws |
| 258 | 260 | 306 | 360 | 342 | 305 | 392 | 359 | 315 | 299 | Stage Carriages |
| .. | .. | .. | .. | .. | 2 | .. | .. | 1 | .. | Contract Carriages |
| 290 | 344 | 541 | 648 | 1,410 | 1,464 | 1,142 | 1,325 | 670 | 696 | Public Carriages |
| 53 | 60 | 46 | 39 | 76 | 101 | 65 | 69 | 193 | 130 | Private Carriages |
| 2 | 3 | 6 | 4 | 2 | 2 | 4 | 6 | 4 | 1 | School Buses |
| 8 | 5 | 2 | 5 | 3 | 5 | 3 | 3 | 15 | 9 | Ambulances |
| .. | 1 | 6 | 6 | 3 | 4 | .. | .. | 3 | 3 | Private Service Vehicles |
| 422 | 475 | 356 | 384 | 488 | 494 | 801 | 674 | 1,134 | 1,149 | Trailors |
| 400 | 446 | 326 | 391 | 450 | 489 | 545 | 948 | 1,156 | 1,167 | Tractors |
| .. | 1,092 | .. | 1,027 | .. | 1,803 | .. | 2,193 | .. | 2,186 | Mopeds |
| 1 | 3 | 1 | 5 | 1 | .. | 1 | 1 | .. | 32 | Others |
| 4,767 | 5,570 | 4,701 | 5,777 | 7,964 | 9,667 | 6,954 | 8,562 | 9,518 | 10,138 | Total |

B—रोजी/As on 31-3-1984

| अनुक्रमांक Serial No. | वाहनाचा प्रकार | अकोला/ Akola | | अमरावती/ Amravati | | यवतमाळ/ Yavatmal | | वर्धा/ Wardha | |
|-----------------------------|--------------------|-----------------|--------|----------------------|--------|---------------------|-------|------------------|-------|
| | | A | B | A | B | A | B | A | B |
| (1) | (2) | (43) | (44) | (45) | (46) | (47) | (48) | (49) | (50) |
| 1 | मोटार सायकली | 8,326 | 2,675 | 8,805 | 2,739 | 4,196 | 2,325 | 2,400 | 1,352 |
| 2 | स्कूटर्स | 3,319 | 3,647 | 3,124 | 3,647 | 1,260 | 1,425 | 2,766 | 1,810 |
| 3 | मोटार गाड्या | 2,147 | 2,181 | 2,153 | 2,247 | 683 | 767 | 1,096 | 1,114 |
| 4 | टॅक्सी | 76 | 67 | 111 | 108 | 21 | 76 | 1 | 3 |
| 5 | स्वयंचलित रिक्शा | 150 | 90 | 148 | 191 | 187 | 192 | 37 | 42 |
| 6 | स्टेज करेजेस | 337 | 337 | 350 | 423 | 336 | 362 | 172 | 181 |
| 7 | कॉन्वर्ट करेजेस | .. | 10 | 4 | 12 | .. | .. | .. | .. |
| 8 | सार्वजनिक वाहने | 1,698 | 1,749 | 1,583 | 1,650 | 626 | 687 | 435 | 474 |
| 9 | खाजगी वाहने | 316 | 308 | 392 | 409 | 181 | 182 | 109 | 112 |
| 10 | आळीच्या बसेस | 4 | 4 | 8 | 8 | 2 | 4 | 1 | 1 |
| 11 | रुग्णवाहिका | 6 | 6 | 11 | 12 | 2 | 2 | 13 | 13 |
| 12 | खाजगी प्रवासीवाहने | 4 | 4 | 3 | 3 | .. | .. | 7 | 8 |
| 13 | अनुयाय (ट्रॅलर) | 1,217 | 1,098 | 1,047 | 1,085 | 351 | 337 | 145 | 160 |
| 14 | ट्रॅक्टर | 1,191 | 1,146 | 1,080 | 1,113 | 381 | 293 | 198 | 210 |
| 15 | मोपेड | .. | 7,078 | .. | 8,080 | .. | 3,280 | .. | 3,009 |
| 16 | इतर | 28 | 65 | 16 | 53 | 18 | 51 | 16 | 18 |
| | एकूण | 18,819 | 20,465 | 18,835 | 21,780 | 8,244 | 9,983 | 7,396 | 8,507 |

टीप.—A—रोजी/As on 31-3-1983

आधार.—बेसिक रोड ट्रांसपोर्ट स्टॅटिस्टिक्स रिलेटिंग टू मोटर वेहिकल डिपार्टमेंट, महाराष्ट्र राज्य, मुंबई, १९८३ व १९८४.

TABLE No. 21.5 (13.4)—contd.

| नागपूर/ Nagpur | | भंडारा/ Bhandara | | चंद्रपूर/ Chandrapur | | महाराष्ट्र राज्य/ Maharashtra State | | Class of Vehicles |
|-------------------|---------------|---------------------|---------------|-------------------------|---------------|--|------------------|--------------------------|
| A | B | A | B | A | B | A | B | |
| (51) | (52) | (53) | (54) | (55) | (56) | (57) | (58) | (2) |
| 22,480 | 12,984 | 3,753 | 1,718 | 2,351 | 1,573 | 2,66,803 | 1,96,058 | Motor Cycles |
| 26,518 | 19,470 | 4,086 | 2,491 | 3,152 | 1,932 | 2,58,878 | 2,26,725 | Scooters |
| 8,062 | 8,705 | 1,391 | 1,443 | 1,697 | 1,833 | 2,55,711 | 2,69,308 | Motor Cars |
| 181 | 293 | 9 | 11 | 18 | 33 | 35,888 | 38,359 | Taxis |
| 1,598 | 1,798 | 58 | 59 | 147 | 165 | 47,984 | 59,403 | Autorickshaws |
| 440 | 406 | 174 | 132 | 220 | 183 | 16,540 | 17,205 | Stage Carriages |
| 46 | 57 | .. | .. | 1 | 1 | 1,980 | 2,293 | Contract Carriages |
| 4,858 | 5,495 | 746 | 804 | 1,501 | 1,734 | 92,840 | 1,02,684 | Public Carriages |
| 1,134 | 1,231 | 240 | 251 | 176 | 379 | 32,683 | 34,082 | Private Carriages |
| 14 | 14 | 1 | 2 | 13 | 17 | 729 | 760 | School Buses |
| 74 | 86 | 10 | 10 | 36 | 44 | 1,203 | 1,358 | Ambulances |
| 31 | 35 | 11 | 11 | 15 | 16 | 2,663 | 2,822 | Private Service Vehicles |
| 858 | 959 | 519 | 591 | 494 | 573 | 32,541 | 35,651 | Trailors |
| 899 | 957 | 556 | 636 | 683 | 749 | 33,189 | 36,217 | Tractors |
| .. | 27,318 | .. | 4,752 | .. | 3,721 | .. | 2,04,484 | Mopeds |
| 34 | 51 | 7 | 11 | 43 | 48 | 1,994 | 2,722 | Others |
| 67,227 | 79,859 | 11,561 | 12,922 | 10,547 | 13,000 | 10,81,626 | 12,30,131 | Total |

B—रेजी/As on 31-3-1984

Source.—Basic Road Transport Statistics relating to Motor Vehicles Department, Maharashtra State, Bombay, 1983 and 1984.

| अनुक्रमांक Serial No. | बाब | मुंबई Bombay | | पुणे Pune | | औरंगाबाद Aurangabad | |
|-----------------------------|--|-----------------|----------|--------------|----------|------------------------|----------|
| | | 1982-83 | 1983-84 | 1982-83 | 1983-84 | 1982-83 | 1983-84 |
| (1) | (2) | (3) | (4) | (5) | (6) | (7) | (8) |
| 1 | वर्ष अखेरीस असलेले मार्ग (संख्या) | 3,987 | 4,076 | 3,465 | 3,643 | 1,931 | 1,822 |
| 2 | मार्गांची एकूण लांबी (कि. मी.) | 2,17,358 | 2,07,826 | 2,26,058 | 2,41,663 | 1,47,932 | 1,44,232 |
| 3 | मार्गांची सरासरी लांबी (कि. मी.) | 54.52 | 51.0 | 65.24 | 66.3 | 76.61 | 79.2 |
| 4 | सरासरी दैनिक प्रवाषी अंतर (लाख कि. मी.) | 6.82 | 6.96 | 6.80 | 7.05 | 3.94 | 4.03 |
| 5 | वर्षभरात महामंडळाजवळ असलेल्या गाड्यांची सरासरी संख्या | 3,469 | 3,419 | 2,925 | 2,966 | 1,677 | 1,719 |
| 6 | रस्त्यावरील गाड्यांची दैनिक सरासरी संख्या | 2,910 | 2,905 | 2,656 | 2,691 | 1,442 | 1,436 |
| 7 | चालू स्थितीतील गाड्यांची सरासरी* | 3,078 | .. | 2,774 | .. | 1,626 | .. |
| 8 | गाड्यांचा सरासरी वापर (कि. मी.) | 234.2 | 239.5 | 255.9 | 261.8 | 273.3 | 280.8 |
| 9 | भार गुणकाची टक्केवारी | 68.79 | 73.03 | 73.79 | 77.92 | 66.03 | 71.21 |
| 10 | प्रवाशांची दैनिक सरासरी (लाखात) | 13.53 | 14.63 | 10.11 | 10.77 | 6.02 | 6.25 |
| 11 | दर प्रवाशामागे प्रवास केलेले सरासरी अंतर (कि. मी.) | 18 | 18.17 | 25 | 25.71 | 23 | 24.50 |
| 12 | वाहतुकीपासूनचे वार्षिक उत्पन्न (लाख रु.) | 10,179 | 11,075 | 10,503 | 11,465 | 5,742 | 6,314 |
| 13 | दर प्रवाशामागे मिळालेले सरासरी उत्पन्न (पैशात) | 206 | 207 | 284 | 291 | 261 | 276 |

टीप:—*चालू स्थितीतील मोटारगाड्यांच्या संख्येत नेहमीच्या वापरातील गाड्या व कारखान्यातील व वाहतुकीसाठी ठेवलेल्या राखीव गाड्यांचा समावेश होतो.

*एप्रिल 1982 ते डिसेंबर 1982 ह्या काळात वाहने वापरात होती.

आधार.—महाराष्ट्र राज्य मार्ग परिवहन महामंडळ, मुंबई.

TRANSPORT

Nationalised Road Transport

TABLE No. 21-6 (13.5)

Operations of Maharashtra State Road Transport Corporations

| Region | | एकूण Total | | एशियाई साठी वाहने** Asiad operation | | एकूण Overall | | Item |
|------------------|----------|---------------|----------|--|---------|-----------------|----------|--|
| नागपूर Nagpur | | 1982-83 | 1983-84 | 1982-83 | 1983-84 | 1982-83 | 1983-84 | (2) |
| (9) | (10) | (11) | (12) | (13) | (14) | (14) | (14) | (2) |
| 2,213 | 2,163 | 11,596 | 11,704 | .. | .. | 11,596 | 11,596 | No. of routes as at the end of the year |
| 1,34,441 | 1,35,419 | 7,25,789 | 7,29,140 | .. | .. | 7,25,789 | 7,25,789 | Route distance (Km.) |
| 60.75 | 62.6 | 62.59 | 62.3 | .. | .. | 62.59 | 62.59 | Average route distance (Km.) |
| 4.29 | 4.35 | 21.85 | 22.39 | 0.01 | 0.01 | 21.86 | 21.86 | Average per day effective kilometres operated (in lakh). |
| 2,234 | 2,169 | 10,305 | 10,273 | 30 | 30 | 10,335 | 10,335 | Average No. of buses held during the year. |
| 1,784 | 1,790 | 8,792 | 8,822 | 10 | 10 | 8,802 | 8,802 | Average No. of buses on road per day. |
| 1,925 | .. | 9,403 | .. | 30 | 30 | 9,433 | 9,433 | Average operating fleet* |
| 240.2 | 243.2 | 248.4 | 253.8 | .. | .. | 248.4 | 248.4 | Average vehicles utilization (Km.) |
| 67.17 | 71.90 | 69.48 | 73.97 | .. | .. | 69.48 | 69.48 | Percentage load factor |
| 6.06 | 6.38 | 35.72 | 38.03 | .. | .. | 35.72 | 35.72 | No. of passengers travelled per day (in lakh). |
| 24 | 26.45 | 22 | 22.43 | .. | .. | 22 | 22 | Average distance travelled per passenger (Km.). |
| 6,062 | 6,625 | 32,486 | 35,499 | 49 | 49 | 32,535 | 32,535 | Total traffic receipts during the year (in lakh Rs.). |
| 274 | 284 | 249 | 255 | .. | .. | 249 | 249 | Average earnings per passenger (in paise). |

*Average operational fleet is worked out as No. of schedule + additional vehicles allotted for workshop and traffic spares.

**The Vehicles operated for Asiad Games from October 1982 to December 1982.

Source.—Maharashtra State Road Transport Corporation, Bombay.

21. परिवहन/TRANSPORT

जहाज बहातूक/Shipping

तक्ता क्रमांक/TABLE No. 21-7 (13.6)

मुंबई गोदीत आलेल्या किंवा बंदरात नांगरलेल्या वाफेबद्ध आणि सुत्रज्ज जहाजांची संख्या व त्यांनी चुकते केलेले शुल्क (शासकीय किंवा व्यापारी)
Number of steam and square rigged vessels (Government and merchant) which entered the Bombay docks or were berthed at the harbour walls and paid dues

| वर्ष Year | गोदीत आलेली जहाजे Vessels which entered the docks | | बंदराजवळ नांगरलेली जहाजे Vessels berthed at harbour walls | | एकूण Total | |
|--------------|--|--|--|--|------------------|--|
| | संख्या Number | नोंदीप्रमाणे निव्वळ वजन (टनात) Net registered tonnage | संख्या Number | नोंदीप्रमाणे निव्वळ वजन (टनात) Net registered tonnage | संख्या Number | नोंदीप्रमाणे निव्वळ वजन (टनात) Net registered tonnage |
| (1) | (2) | (3) | (4) | (5) | (6) | (7) |
| 1960-61 | 2,094 | 64,74,559 | 431 | 17,36,733 | 2,525 | 82,11,292 |
| 1965-66 | 1,806 | 61,02,591 | 416 | 17,21,054 | 2,222 | 78,23,645 |
| 1970-71 | 1,643 | 54,23,274 | 238 | 10,36,120 | 1,881 | 64,59,394 |
| 1975-76 | 1,805 | 65,21,952 | 324 | 13,45,968 | 2,127 | 78,67,920 |
| 1980-81 | 1,756 | 59,83,731 | 198 | 8,38,810 | 1,954 | 68,22,541 |
| 1981-82 | 1,776 | 60,46,051 | 166 | 8,15,523 | 1,942 | 68,61,574 |
| 1982-83 | 1,751 | 61,80,531 | 187 | 7,93,954 | 1,938 | 69,74,485 |
| 1983-84 | 1,598 | 59,49,855 | 209 | 9,55,243 | 1,807 | 69,05,098 |

आधार.—मुंबई पोर्ट ट्रस्टचा प्रशासन अहवाल.

Source.—Administration Report of Bombay Port Trust.

21. परिवहन/TRANSPORT

जहाज बहातूक/Shipping

तक्ता क्रमांक/TABLE No. 21-8 (13.7)

मुंबई येथील जहाजे दुरुस्त करण्याच्या गोदीत आलेल्या जहाजांची संख्या व वजन
Number and tonnage of vessels docked in Merewether and Hughes dry docks in Bombay

| वर्ष Year | मेरेवेदर जहाज दुरुस्तीची गोदी Merewether dry dock | | ह्यूजेस जहाज दुरुस्तीची गोदी Hughes dry dock | | एकूण Total | |
|--------------|--|---------------------------|---|---------------------------|------------------|---------------------------|
| | संख्या Number | एकूण वजन Gross tonnage | संख्या Number | एकूण वजन Gross tonnage | संख्या Number | एकूण वजन Gross tonnage |
| (1) | (2) | (3) | (4) | (5) | (6) | (7) |
| 1960-61 | 61 | 1,20,559 | 80 | 3,65,022 | 141 | 4,85,581 |
| 1965-66 | 53 | 77,519 | 61 | 3,26,492 | 114 | 4,04,011 |
| 1970-71 | 56 | 1,02,586 | 72 | 4,00,253 | 128 | 5,02,839 |
| 1975-76 | 56 | 82,990 | 68 | 5,04,001 | 124 | 5,86,991 |
| 1980-81 | 54 | 93,280 | 50 | 3,46,470 | 104 | 4,39,750 |
| 1981-82 | 48 | 55,694 | 34 | 1,83,838 | 82 | 2,39,532 |
| 1982-83 | 48 | 68,044 | 31 | 1,78,618 | 79 | 2,46,662 |
| 1983-84 | 60 | 72,727 | 39 | 2,12,068 | 99 | 2,84,795 |

आधार.—मुंबई पोर्ट ट्रस्टचा प्रशासन अहवाल.

Source.—Administration Report of Bombay Port Trust.

तबता क्रमांक/TABLE 21.9 (13.8)

21. परिवहन/TRANSPORT

जहाज बहातक/Shipping

तबतल क्रमांक/TABLE No. 21-9(13.8)

मुंबई बंदरातून येणाऱ्या व जाणाऱ्या प्रवाशांची वाहतूक (शिडाच्या जहाजातून आणि बंदरावरील नावेतून होणारी प्रवासी वाहतूक वगळून)
Number of passengers arrived and departed from Bombay port (exclusive of passengers carried by sailing vessels and harbour ferries)

| अनुक्रमांक Serial No. | मार्ग (2) | येणारे/Inward | | | | | | बाहेर जाणारे/Outward | | | | | | Routes (2) |
|-----------------------------|---|----------------|----------------|----------------|----------------|----------------|----------------|----------------------|-----------------|-----------------|-----------------|-----------------|-----------------|---|
| | | खोली/Saloon | | नौतळ/Deck | | एकूण/Total | | खोली/Saloon | | नौतळ/Deck | | एकूण/Total | | |
| | | 1982-83 (3) | 1983-84 (4) | 1982-83 (5) | 1983-84 (6) | 1982-83 (7) | 1983-84 (8) | 1982-83 (9) | 1983-84 (10) | 1982-83 (11) | 1983-84 (12) | 1982-83 (13) | 1983-84 (14) | |
| | विदेशी | | | | | | | | | | | | | Overseas |
| 1 | युरोप (यू. के. बंदरे, जिनेव्हा, मार्सिल्स आणि इतर बंदरे, | 27 | 276 | 3 | .. | 30 | 276 | 1 | 2 | .. | .. | 1 | 2 | Europe (U. K. ports, Geneva, Marseilles and other ports). |
| 2 | रेड सी पोर्ट्स (अडेन, दिग्बोटी, असाब, जेडाह, सोडून सुदान बंदर). | .. | 3 | .. | .. | .. | 3 | .. | .. | .. | .. | .. | .. | Red Sea ports (Aden, Djibouti, Assab, port Sudan excluding Jeddah). |
| 3 | जेडा (यात्रा) | 587 | 828 | 5,842 | 8,371 | 6,429 | 9,199 | 377 | 893 | 4,503 | 9,004 | 4,880 | 9,897 | Jeddah (pilgrims) |
| 4 | कराची | 26 | .. | 256 | .. | 282 | .. | .. | .. | .. | .. | .. | .. | Karachi |
| 5 | कोलंबो | 1 | 3 | .. | .. | 1 | 3 | 5 | .. | .. | .. | 5 | .. | Colombo |
| 6 | आस्ट्रेलिया (ब्रिसबेन, सीडने, मेलबोर्न). | .. | .. | .. | .. | .. | .. | .. | .. | .. | .. | .. | .. | Australia (Brisbane, Sydney, Melbourne). |
| 7 | अतिपूर्वकडील (सिगापूर, बँकॉक, हाँगकाँग आणि जपान, घरून). | .. | .. | 91 | .. | 91 | .. | 44 | .. | .. | .. | 44 | .. | Far East(including Singapore, Bangkok, Hong-kong and Japan). |
| 8 | आफ्रिका, (मोबासा, झांझीबार, दार-इ-सलम, मोझांबिक, बैरा आणि लॉरेंस, मार्किस.) | .. | .. | .. | .. | .. | .. | .. | .. | .. | .. | .. | .. | Africa East (Mombasa, Zanzibar, Dar - es-Salam, Mozambique, Beira and Lourence, Marques). |
| 9 | दक्षिण आफ्रिका (डर्बान, ग्रॅहॅमस्टन, एलिझाबेथ बंदर, केप टाऊन आणि मोसॅल बे). | .. | .. | .. | .. | .. | .. | 24 | .. | .. | .. | 24 | .. | Africa South (Durban, Grahamston, Port-Elizabeth, Cape Town and Mossel Bay). |

| | | | | | | | | | | | | | | | |
|----|---|-------|-------|----------|----------|----------|----------|----------|-------|----------|----------|----------|----------|--|-------|
| 10 | अमेरिका (सैनफॉर्न्सिस्को, न्यूयॉर्क, व्हॅक्यूव्हर, बोस्टन, मॉन्ट्रीअल आणि हाउस्टन). | 1 | 165 | 1 | .. | 2 | 165 | .. | .. | 1 | .. | 1 | .. | America (San Francisco New York, Vancouver, Boston, Montreal and Houston). | |
| 11 | परसियन गल्फ पोर्ट्स (खोराम-शाहर, मिनाल अहमदी, अबादन, रस्ताना, बेहरिन, दुबाई, दोहा, बंदूर, माशूरस, बसरा) | 129 | .. | 1,585 | .. | 1,714 | .. | 48 | 2 | 811 | .. | 859 | 2 | Persian Gulf ports (Khoramashahr, Minaal Ahmadi, Abadan, Rastanura, Baherin, Dubai, Doha, Bandur, Mashurs and Basrah). | |
| 12 | इतर बंदरे. | .. | 590 | .. | .. | .. | 590 | .. | 373 | .. | .. | .. | 373 | Other ports | |
| | एकूण | .. | 771 | 1,865 | 7,778 | 8,371 | 8,549 | 10,236 | 499 | 1,270 | 5,315 | 9,004 | 5,814 | 10,274 | Total |
| | किनाऱ्याची | | | | | | | | | | | | | Coastal | |
| 13 | कोकण किनारा (जंजिरा, श्रीवर्धन, हर्ण, दाभोल, जयगड, रत्नागिरी, विजयदुर्ग, मालवण आणि पणजी) | 5,701 | 5,902 | 1,09,167 | 1,12,121 | 1,14,868 | 1,18,023 | 6,280 | 6,489 | 1,13,940 | 1,11,503 | 1,20,220 | 1,17,992 | Konkan coast (Janjira, Shriwardhan, Harnai, Dabhol, Jaigad, Ratnagiri, Vijayadurg, Malawan and Panjim). | |
| 14 | भारताचा पूर्व किनारा (कलकत्ता, मद्रास). | .. | 2 | .. | .. | .. | 2 | .. | .. | .. | .. | .. | .. | East coast of India (Calcutta, Madras). | |
| | एकूण | .. | 5,701 | 5,904 | 1,09,167 | 1,12,121 | 1,14,868 | 1,18,025 | 6,280 | 6,489 | 1,13,940 | 1,11,503 | 1,20,220 | 1,17,992 | Total |

आधार.—मुंबई पोर्ट ट्रस्टचा प्रशासन अहवाल.

Source.—Administration Report of Bombay Port Trust.

21. परिवहन/TRANSPORT

जहाज बहातुक/Shipping

तक्ता क्रमांक/TABLE No. 21.10 (13.9)

महाराष्ट्र राज्यातील छोट्या बंदरातून येणाऱ्या आणि जाणाऱ्या प्रवाशांची वाहतूक
Number of passengers embarked and disembarked at various minor ports of Maharashtra State

| अनुक्रमांक Serial No. | बंदराचे नाव | जाणारे प्रवासी Passengers embarked | | येणारे प्रवासी Passengers disembarked | | एकूण Total | | Name of the port |
|-----------------------------|------------------------|--|----------|---|----------|---------------|-----------|------------------------|
| | | 1982-83 | 1983-84 | 1982-83 | 1983-84 | 1982-83 | 1983-84 | |
| (1) | (2) | (3) | (4) | (5) | (6) | (7) | (8) | (2) |
| 1 | जयगढ | 17,284 | 19,633 | 19,046 | 19,322 | 36,330 | 38,955 | Jaigad |
| 2 | जैतापूर (मुसा काशी) .. | 14,505 | 13,600 | 14,682 | 13,560 | 29,187 | 27,160 | Jaitapur (Musakazi) |
| 3 | विजयदुर्ग | 9,611 | 9,740 | 10,944 | 9,936 | 20,555 | 19,676 | Vijaydurg |
| 4 | देवगढ | 17,307 | 18,121 | 17,840 | 19,316 | 35,147 | 37,437 | Deogad |
| 5 | मोरा | 2,68,505 | 3,22,091 | 3,03,629 | 3,74,120 | 5,72,134 | 6,96,211 | Mora |
| 6 | मांडवा | .. | 2,22,778 | .. | 2,27,757 | .. | 4,50,535 | Mandwa |
| 7 | रेवस (थल) | 1,98,345 | .. | 2,07,623 | .. | 4,05,968 | .. | Rewas (Thal) |
| | एकूण | 5,25,557 | 6,05,963 | 5,73,764 | 6,64,011 | 10,99,321 | 12,69,974 | Total |
| | मुंबई बंदर सेवा | 4,66,850 | 5,44,869 | 5,11,252 | 6,01,877 | 9,78,102 | 11,46,746 | Bombay harbour service |
| | किनाऱ्याची | 58,707 | 61,094 | 62,512 | 62,134 | 1,21,219 | 1,23,228 | Coastal |

साधर.—मुख्य बंदर अधिकारी, महाराष्ट्र शासन, मुंबई.

Source.—Chief Ports Officer, Government of Maharashtra Bombay.

21. परिवहन/TRANSPORT

जहाज बहातुक/Shipping

तबता क्रमांक/TABLE No. 21-11 (13.10)

महाराष्ट्र राज्याच्या गौण बंदरातून हाताळलेला (आयात व निर्यात) माल
 Cargo (imports and exports) handled at minor ports of Maharashtra State

(टनांत/In tonnes)

| अनुक्रमांक Serial No. | बंदराचे नाव Name of the port | आयात Imports | | निर्यात Exports | | एकूण Total | | Name of the port |
|-----------------------------|---------------------------------|-----------------|---------|--------------------|---------|---------------|---------|--------------------|
| | | 1982-83 | 1983-84 | 1982-83 | 1983-84 | 1982-83 | 1983-84 | |
| (1) | (2) | (3) | (4) | (5) | (6) | (7) | (8) | (2) |
| 1 | बहाणू | 1,486 | 626 | .. | .. | 1,486 | 626 | Dahanu |
| 2 | तारापूर | 42 | 42 | .. | .. | 42 | 42 | Tarapur |
| 3 | सातपाटी | .. | 79 | .. | .. | .. | 79 | Satpati |
| 4 | केळना-माहिम | 69 | .. | .. | .. | 69 | .. | Kelwa-Mahim |
| 5 | अर्नाळा (दातीवरे) | 61 | .. | 11,259 | 10,940 | 11,320 | 10,940 | Arnala (Dativare) |
| 6 | बसई | 1,063 | 251 | 40 | 16 | 1,103 | 267 | Bassein |
| 7 | मनोरी | .. | .. | .. | 19 | .. | 19 | Manori |
| 8 | कल्याण | 2,155 | 20 | .. | .. | 2,155 | 20 | Kalyan |
| 9 | ठाणे | 47 | .. | .. | .. | 47 | .. | Thane |
| 10 | वसोवा | 5 | .. | .. | .. | 5 | .. | Varsova |
| 11 | तुम | .. | .. | 11,599 | 11,084 | 11,599 | 11,084 | Trombay |
| 12 | पनवेल (उलवा) | 32,143 | 27,241 | 12,411 | 3,416 | 44,554 | 30,657 | Panvel (Ulwa) |
| 13 | मोरा | 364 | 639 | 12,429 | 12,407 | 12,793 | 12,946 | Mora |
| 14 | कारंजा | .. | 271 | 4,438 | 1,615 | 4,438 | 1,886 | Karanja |
| 15 | मांडवा | 2,263 | 2,527 | .. | .. | 2,263 | 2,527 | Mandwa |
| 16 | अलिबाग (धरमतूर) | 30,175 | 27,642 | .. | .. | 30,175 | 27,642 | Alibag (Dharamter) |
| 17 | रेवदंडा | 375 | 191 | .. | .. | 375 | 191 | Revdanda |
| 18 | बोर्लीमांडीया | 72 | .. | 16 | .. | 88 | .. | Borlimandia |
| 19 | राजपुरी | 578 | 426 | 470 | 26 | 1,048 | 452 | Rajpuri |
| 20 | श्रीवर्धन | 670 | 608 | .. | .. | 670 | 608 | Shriwardhan |
| 21 | बाणकोट | 5,440 | 5,086 | 12 | 24 | 5,452 | 5,110 | Bankot |
| 22 | केळशी | 35 | 70 | 6 | 3 | 41 | 73 | Kelshi |
| 23 | हर्ण | 281 | 439 | 13 | 28 | 297 | 467 | Harnai |
| 24 | दाभोल | 14,722 | 10,606 | 4 | 2 | 14,726 | 10,608 | Dabhol |
| 25 | पालशेट | .. | .. | .. | 3 | .. | 3 | Palshet |
| 26 | बोरिया | 138 | 32 | 29 | 25 | 167 | 57 | Boria |

| (1) | (2) | (3) | (4) | (5) | (6) | (7) | (8) | (2) |
|-----|---------------------|----------|----------|----------|----------|----------|-----------|---------------------|
| 27 | जयगड | 1,710 | 1,247 | .. | .. | 1,710 | 1,247 | Jaigad |
| 28 | तिवारी (वरोडा) | 138 | .. | .. | .. | 138 | .. | Tiwari (Varoda) |
| 29 | रत्नागिरी (परदेशात) | 43,009 | 1,52,261 | 840 | 515 | 43,849 | 1,52,776 | Ratnagiri (Foreign) |
| | | .. | .. | 891 | 890 | 891 | 890 | |
| 30 | पुर्णागड | 234 | 152 | 30 | .. | 264 | 152 | Purnagad |
| 31 | जैतापूर | 1,962 | 2,131 | .. | 3 | 1,962 | 2,134 | Jaitapur |
| 32 | विजयदुर्ग | 4,859 | 3,485 | 953 | 1,224 | 5,812 | 4,709 | Vijaydurg |
| 33 | देवगड | 2,036 | 1,679 | 17 | 15 | 2,053 | 1,694 | Deogad |
| 34 | आचरे | 293 | 101 | 9 | 2 | 302 | 103 | Achara |
| 35 | मालवण | 3,070 | 1,894 | 151 | .. | 3,221 | 1,894 | Malwan |
| 36 | वेंगुर्ला | .. | 2 | 2 | 687 | 2 | 689 | Vengurla |
| 37 | रेडी (परदेशात) | .. | .. | 3,93,194 | 8,62,225 | 3,93,194 | 8,62,225 | Redi (Foreign) |
| 38 | किरणपानी | 1,486 | 550 | .. | .. | 1,486 | 550 | Kiranpani |
| | एकूण | 1,50,984 | 2,40,198 | 4,48,813 | 9,05,169 | 5,99,797 | 11,45,367 | Total |

आधार.—मुख्य बंदर अधिकारी, महाराष्ट्र शासन, मुंबई.

Source.—Chief Ports Officer, Government of Maharashtra, Bombay.

21. परिवहन/TRANSPORT

हवाई वाहतूक/Air Traffic

तक्ता क्रमांक/TABLE No. 21-12 (13.11)

निरनिराळ्या विमानतळावरून होणारी प्रवासी व माल वाहतूक
Passenger and freight traffic originating at various Air-ports

(इंडियन एअर लाइन्स)/(Indian Air Lines)

| अनुक्रमांक Serial No. | बाब | माहिती Particulars | | Item |
|-----------------------------|--|-----------------------|---------|---|
| | | 1982-83 | 1983-84 | |
| (1) | (2) | (3) | (4) | (2) |
| 1 | प्रवाशांची एकूण संख्या (लाखात) | 67-00 | 77-00 | Total number of passengers carried (in lakh) |
| 2 | महाराष्ट्रातील विमानतळावरून झालेली प्रवासी वाहतूक (लाखात) | 16-58 | 19-03 | Passengers carried from air-port in Maharashtra (in lakh). |
| 3 | एकूण माल वाहतूक (टनात) | 68,332 | 79,520 | Total freight carried (tonnes) |
| 4 | महाराष्ट्रातील निरनिराळ्या विमानतळावरून झालेली माल वाहतूक (टनात) | 16,423 | 1,498 | Total freight carried from air ports in Maharashtra (tonnes). |

आधार.—इंडियन एअर लाइन्स, मुंबई.

Source.—Indian Air Lines, Bombay.

22. पणन व साठवणूक**MARKETING AND STORAGE**

२२.१. या विभागात नियंत्रित बाजारपेठांची संख्या व शिघ्रा-
वाटप/रास्त भावांची दुकाने, शासकीय गोदाम साठवणूक क्षमता
याबाबत आकडेवारी दिली आहे.

22.1. In this section data on number of regulated
markets and on authorised ration/fair price shops and
storage capacity in Government warehouses are given.

22. पणन व साठवणूक/MARKETING AND STORAGE

संख्या क्रमांक/TABLE No. 22.1 (New)

नियंत्रित बाजारपेठांची संख्या
Number of regulated markets

| अनुक्रमांक Serial No. | जिल्हा | नियंत्रित बाजारपेठांची संख्या | | दर नियंत्रित बाजारपेठे मागे गावांची संख्या Average number of villages served per regulated market | | दर नियंत्रित बाजारपेठे मागे क्षेत्रफळ (चौ. कि.) Average area served per regulated market (Sq. Km.) | | District |
|-----------------------------|------------|--------------------------------|---------|---|---------|--|---------|-------------------|
| | | Number of regulated markets | | | | | | |
| | | 1982-83 | 1983-84 | 1982-83 | 1983-84 | 1982-83 | 1983-84 | |
| (1) | (2) | (3) | (4) | (5) | (6) | (7) | (8) | (2) |
| 1 | बृहन्मुंबई | 1 | 1 | .. | .. | .. | .. | Greater Bombay |
| 2 | ठाणे | 6 | 6 | 291 | 291 | 1,593 | 1,593 | Thane |
| 3 | रायगड | 8 | 8 | 228 | 228 | 894 | 894 | Raigad |
| 4 | रत्नागिरी | .. | .. | .. | .. | .. | .. | Ratnagiri |
| 5 | सिंधुदुर्ग | .. | .. | .. | .. | .. | .. | Sindhudurg |
| 6 | नाशिक | 9 | 10 | 194 | 174 | 1,726 | 1,553 | Nashik |
| 7 | धुळे | 8 | 8 | 190 | 190 | 1,644 | 1,644 | Dhule |
| 8 | जळगाव | 12 | 12 | 123 | 123 | 980 | 980 | Jalgaon |
| 9 | अहमदनगर | 10 | 11 | 150 | 137 | 1,705 | 1,550 | Ahmadnagar |
| 10 | पुणे | 11 | 11 | 159 | 159 | 1,422 | 1,422 | Pune |
| 11 | सातारा | 8 | 9 | 177 | 157 | 1,311 | 1,165 | Satara |
| 12 | सांगली | 5 | 5 | 142 | 142 | 1,714 | 1,714 | Sangli |
| 13 | सोलापूर | 10 | 10 | 110 | 110 | 1,487 | 1,487 | Solapur |
| 14 | कोल्हापूर | 4 | 4 | 291 | 291 | 1,905 | 1,905 | Kolhapur |
| 15 | औरंगाबाद | 8 | 8 | 157 | 157 | 1,269 | 1,269 | Aurangabad |
| 16 | जालना | 5 | 5 | 180 | 180 | 1,522 | 1,522 | Jalna |
| 17 | परभणी | 11 | 11 | 129 | 129 | 1,003 | 1,003 | Parbhani |
| 18 | बीड | 8 | 9 | 152 | 135 | 1,328 | 1,180 | Beed |
| 19 | नांदेड | 12 | 12 | 119 | 119 | 875 | 875 | Nanded |
| 20 | उस्मानाबाद | 6 | 6 | 117 | 117 | 1,252 | 1,252 | Osmanabad |
| 21 | लातूर | 6 | 6 | 146 | 146 | 1,217 | 1,217 | Latur |
| 22 | बुलढाणा | 10 | 10 | 127 | 127 | 966 | 966 | Buldana |
| 23 | अकोला | 13 | 13 | 119 | 119 | 813 | 813 | Akola |
| 24 | अमरावती | 9 | 11 | 189 | 154 | 1,357 | 1,110 | Amravati |
| 25 | यवतमाळ | 12 | 13 | 146 | 135 | 1,132 | 1,045 | Yavatmal |
| 26 | वर्धा | 7 | 6 | 145 | 169 | 901 | 1,052 | Wardha |
| 27 | नागपूर | 9 | 9 | 184 | 184 | 1,103 | 1,103 | Nagpur |
| 28 | भंडारा | 9 | 9 | 180 | 180 | 1,024 | 1,024 | Bhandara |
| 29 | चंद्रपूर | 7 | 8 | 209 | 183 | 1,499 | 1,311 | Chandrapur |
| 30 | गडचिरोली | 2 | 3 | 756 | 504 | 7,717 | 5,144 | Gadchiroli |
| महाराष्ट्र राज्य | | 226 | 234 | 174 | 168 | 1,361 | 1,315 | Maharashtra State |

आधार.—पणन उपसंचालक, महाराष्ट्र शासन, मुंबई.

Source.—Deputy Director of Marketing, Government of Maharashtra, Bombay.

22. पणन व साठवणक/MARKETING AND STORAGE

खण्डा क्रमांक/TABLE No. 22.2 (New)

अधिकृत सिध्दावाटप दुकानांची संख्या
Number of authorised ration shops/fair price shops

| अनुक्रमांक Serial No. | जिल्हा | 1982-83 | (अंदाजित/Estimated) 1983-84 | District |
|-----------------------------|----------------------------------|---------|--------------------------------|-----------------------|
| (1) | (2) | (3) | (4) | (2) |
| 1 | मुंबई सिध्दावाटप क्षेत्र | 2,209 | 2,270 | Bombay rationing area |
| 2 | ठाणे | 559 | 640 | Thane |
| 3 | रायगड | 475 | 560 | Raigad |
| 4 | रत्नागिरी | 543 | 580 | Ratnagiri |
| 5 | सिंधुदुर्ग | 270 | 310 | Sindhudurg |
| 6 | नाशिक | 1,005 | 1,140 | Nashik |
| 7 | धुळे | 893 | 920 | Dhule |
| 8 | जळगाव | 842 | 980 | Jalgaon |
| 9 | अहमदनगर | 974 | 1,090 | Ahmadnagar |
| 10 | पुणे | 976 | 1,060 | Pune |
| 11 | अन्नधान्य वितरण अधिकारी, पुणे | 486 | 600 | F.D.O. Pune |
| 12 | सातारा | 1,050 | 1,080 | Satara |
| 13 | सांगली | 827 | 850 | Sangli |
| 14 | सोलापूर | 974 | 1,000 | Solapur |
| 15 | अन्नधान्य वितरण अधिकारी, सोलापूर | 129 | 170 | F.D.O. Solapur |
| 16 | कोल्हापूर | 815 | 930 | Kolhapur |
| 17 | औरंगाबाद | 1,160 | 1,170 | Aurangabad |
| 18 | जालना | 1,009 | 1,040 | Jalna |
| 19 | परभणी | 1,530 | 1,490 | Parbhani |
| 20 | बीड | 1,528 | 1,660 | Beed |
| 21 | नांदेड | 1,482 | 1,500 | Nanded |
| 22 | उस्मानाबाद | 1,769 | 1,770 | Osmanabad |
| 23 | लातूर | — | — | Latur |
| 24 | बुलढाणा | 904 | 920 | Buldana |
| 25 | अकोला | 1,121 | 1,160 | Akola |
| 26 | अमरावती | 921 | 950 | Amravati |
| 27 | यवतमाळ | 1,085 | 1,110 | Yavatmal |
| 28 | वर्धा | 479 | 490 | Wardha |
| 29 | नागपूर | 570 | 610 | Nagpur |
| 30 | अन्नधान्य वितरण अधिकारी नागपूर | 448 | 510 | F.D.O. Nagpur |
| 31 | भंडारा | 1,352 | 1,390 | Bhandara |
| 32 | चंद्रपूर | 1,184 | 1,210 | Chandrapur |
| 33 | गडचिरोली | — | — | Gadchiroli |
| महाराष्ट्र राज्य | | 29,669 | 31,150 | Maharashtra State |

साधार.—बन्न व नापरी पुरवठा विभाग, महाराष्ट्र शासन, मुंबई.

Source.—Food and Civil Supplies Department, Maharashtra State, Bombay.

22. पणन व साठवणूक/MARKETING AND STORAGE

तक्ता क्रमांक/TABLE No. 22:3 (New)

शासनाजवळ असलेल्या गोदाम साठवणूक क्षमतेची माहिती
Storage capacity with Government warehouses

(टनांत/In Tonnes)

| अनुक्रमांक Serial No. | जिल्हे | 1982-83 | | | 1983-84 | | | Districts |
|-----------------------------|------------------------|------------------------------|---------------------------|---------------|------------------------------|---------------------------|---------------|-------------------|
| | | सरकारी मालकीची Government | भाड्याने घेतलेली Hired | एकूण Total | सरकारी मालकीची Government | भाड्याने घेतलेली Hired | एकूण Total | |
| (1) | (2) | (3) | (4) | (5) | (6) | (7) | (8) | (2) |
| 1 | मुंबई शिधावाटप क्षेत्र | 26,900 | 60,500 | 87,400 | 26,900 | 61,100 | 88,000 | Bombay Rationing |
| 2 | ठाणे | 14,200 | 940 | 15,140 | 15,950 | 1,290 | 17,240 | Thane Area |
| 3 | रायगड | 25,680 | 478 | 26,158 | 25,680 | 200 | 25,880 | Raigad |
| 4 | रत्नागिरी | 14,050 | 8,238 | 22,288 | 15,100 | 8,979 | 24,079 | Ratnagiri |
| 5 | सिंधुदुर्ग | 8,100 | 5,739 | 13,839 | 8,800 | 8,445 | 17,245 | Sindhudurg |
| 6 | नाशिक | 18,450 | 370 | 18,820 | 18,550 | 410 | 18,960 | Nashik |
| 7 | धुळे | 20,000 | 300 | 20,300 | 20,000 | 8,405 | 28,405 | Dhule |
| 8 | जळगाव | 14,300 | 4,130 | 18,430 | 14,300 | 7,430 | 21,730 | Jalgaon |
| 9 | अहमदनगर | 49,000 | .. | 49,000 | 49,000 | .. | 49,000 | Ahmednagar |
| 10 | पुणे | 17,009 | 400 | 17,409 | 17,459 | 4,150 | 21,609 | Pune |
| 11 | सातारा | 19,500 | .. | 19,500 | 19,500 | 700 | 20,200 | Satara |
| 12 | सांगली | 14,060 | .. | 14,060 | 14,060 | 4,150 | 18,210 | Sangli |
| 13 | सोलापूर | 37,974 | 300 | 38,274 | 37,947 | 800 | 8,747 | Solapur |
| 14 | कोल्हापूर | 13,000 | 6,500 | 19,500 | 11,500 | 1,650 | 13,150 | Kolhapur |
| 15 | पुणे शहर | 17,289 | .. | 17,289 | 20,670 | .. | 20,670 | Pune City |
| 16 | सोलापूर शहर | 7,975 | .. | 7,975 | 9,002 | .. | 9,002 | Solapur City |
| 17 | औरंगाबाद | 18,787 | 1,626 | 20,413 | 18,432 | 1,020 | 19,452 | Aurangabad |
| 18 | जालना | 11,600 | .. | 11,600 | 12,550 | .. | 12,550 | Jalna |
| 19 | परभणी | 15,900 | .. | 15,900 | 15,900 | .. | 15,900 | Parbhani |
| 20 | बीड | 25,600 | 1,243 | 26,843 | 25,600 | 6,443 | 32,043 | Beed |
| 21 | नांदेड | 19,540 | 3,880 | 23,420 | 19,540 | 3,800 | 23,340 | Nanded |
| 22 | उस्मानाबाद | 16,400 | 2,000 | 18,400 | 16,400 | 2,000 | 18,400 | Osmanabad |
| 23 | लातूर | 16,900 | 6,776 | 23,676 | 16,900 | 6,776 | 23,676 | Latur |
| 24 | बुलढाणा | 9,300 | 1,100 | 10,400 | 9,300 | 3,300 | 12,600 | Buldana |
| 25 | अकोला | 16,600 | 3,185 | 19,785 | 16,600 | 10,935 | 27,535 | Akola |
| 26 | अमरावती | 12,600 | 4,450 | 17,050 | 12,600 | 6,450 | 19,050 | Amravati |
| 27 | यवतमाळ | 17,500 | 300 | 17,800 | 17,500 | 1,600 | 19,100 | Yavatmal |
| 28 | वर्धा | 8,775 | 5,610 | 14,385 | 8,775 | 4,200 | 12,975 | Wardha |
| 29 | नागपूर | 11,180 | 13,819 | 24,999 | 11,180 | 10,642 | 21,822 | Nagpur |
| 30 | नागपूर शहर | 19,674 | 25,807 | 40,481 | 14,675 | 25,819 | 40,494 | Nagpur City |
| 31 | भंडारा | 20,300 | 5,885 | 26,185 | 20,300 | 5,885 | 26,185 | Bhandara |
| 32 | चंद्रपूर | 14,400 | 2,440 | 16,840 | 14,400 | 2,440 | 16,840 | Chandrapur |
| 33 | गडचिरोली | 9,650 | 400 | 10,050 | 9,650 | 400 | 10,050 | Gadchiroli |
| महाराष्ट्र राज्य | | 5,77,193 | 1,66,416 | 7,43,609 | 5,84,720 | 1,99,419 | 7,84,139 | Maharashtra State |

आधार.—अन्न व नागरी पुरवठा विभाग, महाराष्ट्र शासन, मुंबई.

Source.—Food and Civil Supplies Deptt. Government of Maharashtra, Bombay.

23. दलणवळण**COMMUNICATIONS**

२३.१. पोस्ट व तार कार्यालये, रेडियो व दूरदर्शन संच या संघाची आकडेवारी या विभागात दिलेली आहे.

23.1. Statistics on post and telegraph offices, radio sets and television sets are given in this section.

23. दूरध्वनि/COMMUNICATIONS

तबला क्रमांक/TABLE No. 23-1 (13-13)

डाक व तार कार्यालयविषयक सांख्यिकी
Statistics regarding posts and telegraphs

| अनुक्रमिक Serial No. | जिल्हा Districts | डाक कार्यालये post offices | | तार कार्यालये Telegraph offices | | पत्र पेट्या Letter boxes | | दूरध्वनी Telephones | | Districts |
|----------------------------|---------------------|-------------------------------|--------|------------------------------------|-------|-----------------------------|--------|------------------------|----------|-------------------|
| | | (a) | (b) | (a) | (b) | (a) | (b) | (a) | (b) | |
| (1) | (2) | (3) | (4) | (5) | (6) | (7) | (8) | (9) | (10) | (2) |
| 1 | मुहम्बई | 289 | 292 | 89 | 92 | 2,124 | 2,138 | 3,12,270 | 3,53,357 | Greater Bombay |
| 2 | ठाणे | 384 | 397 | 70 | 70 | 2,033 | 2,060 | 33,074 | 34,698 | Thane |
| 3 | रायगड | 382 | 390 | 69 | 80 | 1,929 | 1,929 | 5,046 | 5,852 | Raigad |
| 4 | रत्नागिरी | 609 | 616 | 70 | 73 | 1,275 | 1,283 | 2,453 | 2,589 | Ratnagiri |
| 5 | सिंधुदुर्ग | 334 | 341 | 39 | 39 | 1,290 | 1,299 | 1,246 | 1,444 | Sindhudurg |
| 6 | नाशिक | 602 | 625 | 113 | 128 | 2,158 | 2,177 | 12,536 | 13,392 | Nashik |
| 7 | धुळे | 421 | 423 | 84 | 84 | 1,371 | 1,433 | 4,870 | 5,277 | Dhule |
| 8 | जळगाव | 486 | 496 | 156 | 165 | 1,500 | 1,516 | 8,013 | 8,996 | Jalgaon |
| 9 | अहमदनगर | 599 | 612 | 99 | 105 | 2,035 | 2,037 | 7,661 | 7,699 | Ahmadnagar |
| 10 | पुणे | 674 | 712 | 135 | 135 | 2,874 | 2,897 | 40,049 | 42,636 | Pune |
| 11 | सातारा | 591 | 598 | 82 | 82 | 2,372 | 2,373 | 5,042 | 5,454 | Satara |
| 12 | सांगली | 301 | 307 | 97 | 99 | 1,170 | 1,178 | 6,617 | 7,270 | Sangli |
| 13 | सोलापूर | 509 | 517 | 101 | 116 | 1,372 | 1,385 | 7,813 | 8,719 | Solapur |
| 14 | कोल्हापूर | 490 | 490 | 89 | 89 | 1,443 | 1,462 | 10,814 | 11,720 | Kolhapur |
| 15 | औरंगाबाद | 451 | 457 | 78 | 79 | 1,665 | 1,673 | 5,720 | 6,628 | Aurangabad |
| 16 | जालना | 237 | 237 | 15 | 15 | 511 | 511 | 1,565 | 1,621 | Jalna |
| 17 | परभणी | 267 | 271 | 24 | 24 | 1,069 | 1,072 | 2,032 | 2,264 | Parbhani |
| 18 | बीड | 317 | 306 | 10 | 10 | 872 | 528 | 1,728 | 1,640 | Beed |
| 19 | नांदेड | 400 | 405 | 21 | 21 | 1,116 | 1,118 | 2,783 | 2,916 | Nanded |
| 20 | उस्मानाबाद | 65 | 78 | 65 | 78 | 797 | 808 | 866 | 854 | Osmanabad |
| 21 | लातूर | 246 | 269 | 65 | 68 | 807 | 803 | 1,772 | 1,820 | Latur |
| 22 | बुलढाणा | 326 | 334 | 80 | 84 | 1,185 | 1,186 | 2,295 | 2,724 | Buldana |
| 23 | अकोला | 385 | 390 | 53 | 53 | 1,506 | 1,514 | 4,122 | 4,656 | Akola |
| 24 | अमरावती | 442 | 446 | 97 | 97 | 1,318 | 1,320 | 4,551 | 4,728 | Amravati |
| 25 | यवतमाळ | 338 | 349 | 53 | 53 | 1,202 | 1,204 | 2,771 | 2,975 | Yavatmal |
| 26 | वर्धा | 182 | 184 | 42 | 41 | 808 | 810 | 2,197 | 2,233 | Wardha |
| 27 | नागपूर | 652 | 646 | 71 | 72 | 3,188 | 3,130 | 20,488 | 22,267 | Nagpur |
| 28 | भंडारा | 296 | 296 | 62 | 62 | 1,852 | 1,860 | 2,696 | 2,943 | Bhandara |
| 29 | चंद्रपूर | 437 | 453 | 72 | 77 | 1,654 | 1,654 | 2,460 | 2,804 | Chandrapur |
| 30 | गडचिरोली | .. | .. | .. | .. | .. | .. | .. | .. | Gadchiroli |
| महाराष्ट्र राज्य | | 11,712 | 11,937 | 2,106 | 2,196 | 44,496 | 44,363 | 5,15,169 | 5,71,717 | Maharashtra State |

(a) = रोजी As on 31-3-82/ (b) = रोजी As on 31-3-83.

बाधार.—जिल्हा अधिकांक, पोस्ट व तार खाते, पोस्ट मास्तर जनरल, मुंबई व मुंबई टेलीफोन, मुंबई.

Source.—District Superintendent of Post and Telegraph, Post Master General, Bombay and Bombay Telephones, Bombay.

तपता क्रमांक/TABLE No. 23.2 (13:14)

23. बळणवळण/COMMUNICATIONS

तक्ता क्रमांक/TABLE No. 23.2 (13-14)

अस्तित्वात असलेल्या रेडिओ परवान्यांची संख्या
Number of broadcasting radio (receiver) licences in force

| क्रमक्रमांक Serial No. | जिल्हा | सवलतीचे/Concessional | | | | | | | | | | District |
|------------------------------|------------|--------------------------------|----------|-----------------|-------|----------------------------------|-----|----------------------|------|-------------------------|------|----------------|
| | | घरगुती वापरातील Domestic | | स्वस्त Cheap | | सामुहिक वापरातील Community | | विद्यालयीन School | | इस्पितळातील Hospital | | |
| | | (a) | (b) | (a) | (b) | (a) | (b) | (a) | (b) | (a) | (b) | |
| (1) | (2) | (3) | (4) | (5) | (6) | (7) | (8) | (9) | (10) | (11) | (12) | (2) |
| 1 | बृहन्मुंबई | 5,67,029 | 6,13,674 | 4,082 | 2,152 | 172 | 164 | 133 | 97 | 19 | 76 | Greater Bombay |
| 2 | ठाणे | 89,523 | 95,647 | 1,307 | 1,261 | 147 | 314 | 11 | 25 | 66 | 1 | Thane |
| 3 | रायगड | 15,098 | 16,824 | 164 | 134 | 6 | 2 | 21 | 23 | 2 | .. | Raigad |
| 4 | रत्नागिरी | 26,482 | 22,662 | 512 | 225 | 26 | 2 | 53 | 27 | 2 | .. | Ratnagiri |
| 5 | सिंधुदुर्ग | .. | 12,762 | .. | 210 | .. | 21 | .. | 52 | .. | .. | Sindhudurg |
| 6 | नाशिक | 35,721 | 35,676 | 300 | 443 | .. | 14 | 67 | .. | .. | .. | Nashik |
| 7 | दुळे | 18,975 | 18,736 | 559 | 373 | .. | .. | 33 | 11 | .. | .. | Dhule |
| 8 | जळगाव | 14,049 | 60,336 | 550 | 1,704 | .. | 4 | 4 | 62 | 2 | .. | Jalgaon |
| 9 | अहमदनगर | 14,352 | 20,555 | 620 | 296 | .. | 3 | 15 | 28 | .. | .. | Ahmadnagar |
| 10 | पुणे | 1,06,514 | 1,20,184 | 2,957 | 1,854 | 89 | 239 | 73 | 62 | 4 | 1 | Pune |
| 11 | सातारा | 53,323 | 27,476 | 427 | 286 | 18 | 133 | 206 | 219 | 27 | 18 | Satara |
| 12 | सांगली | 15,144 | 25,613 | 609 | 648 | .. | 4 | 57 | 37 | .. | .. | Sangli |
| 13 | सोलापूर | 15,409 | 24,372 | 377 | 575 | 87 | 23 | 51 | 152 | .. | .. | Solapur |
| 14 | कोल्हापूर | 43,402 | 41,271 | 1,690 | 1,182 | 27 | 45 | 82 | 107 | .. | .. | Kolhapur |
| 15 | औरंगाबाद | 12,634 | 16,140 | 579 | 610 | .. | .. | 87 | 61 | 5 | 5 | Aurangabad |
| 16 | जालना | 5,010 | 4,139 | 349 | 221 | 15 | 16 | 15 | 20 | .. | 2 | Jalna |
| 17 | परभणी | 7,174 | 5,564 | 1,054 | 639 | 39 | 11 | 30 | 14 | .. | 1 | Parbhani |
| 18 | बीड | 3,962 | 5,403 | 218 | 337 | .. | .. | .. | .. | .. | .. | Beed |
| 19 | नांदेड | 3,765 | 2,909 | 445 | 393 | 1 | 24 | 16 | 53 | .. | 2 | Nanded |
| 20 | उस्मानाबाद | 2,465 | 4,105 | 225 | 206 | .. | .. | .. | .. | .. | .. | Osmanabad |
| 21 | लातूर | 4,401 | 4,675 | 304 | 223 | 5 | 9 | 57 | 2 | .. | .. | Latur |
| 22 | बुलडाणा | 8,473 | 8,365 | 207 | 222 | 86 | .. | 51 | 33 | 8 | .. | Buldana |
| 23 | अकोला | 10,733 | 10,874 | 67 | 232 | 139 | .. | 1 | 12 | .. | 1 | Akola |
| 24 | अमरावती | 12,930 | 14,348 | 775 | 345 | .. | .. | .. | 52 | .. | .. | Amravati |
| 25 | यवतमाळ | 8,583 | 7,313 | 58 | 120 | .. | .. | 19 | 29 | .. | .. | Yavatmal |

तबता क्रमांक/TABLE No. 23.2 (13.14)-contd.

| अनुक्रमांक | जिल्हा | आपारी/Commercial | | | | ताब्यात बतलेले/Possession | | | | | | | | एकूण Grand Total | Districts | |
|------------|------------------|------------------|-------|------------------|-------|---------------------------|------|--|------|--------------------|-------|--|------|------------------------|-----------|-------------------|
| | | शहरी Urban | | ग्रामीण Rural | | बल्प किमतीचे Low cost | | प्रात्यक्षिकाकरिता वापरले जाणारे Demonstration | | विक्रेता Dealer | | विक्रेता - न्यासितिकत Non-dealer | | | | |
| | | (a) | (b) | (a) | (b) | (a) | (b) | (a) | (b) | (a) | (b) | (a) | (b) | | | |
| (1) | (2) | (13) | (14) | (15) | (16) | (17) | (18) | (19) | (20) | (21) | (22) | (23) | (24) | (25) | (26) | (2) |
| 1. | बृहन्मुंबई | 3,678 | 2,702 | 45 | 399 | 17 | 23 | 52 | 128 | 1,949 | 2,004 | 299 | 149 | 5,77,475 | 6,21,568 | Greater Bombay |
| 2. | ठाणे | 967 | 615 | 126 | 471 | 33 | 6 | 190 | 87 | 454 | 548 | 30 | 10 | 92,854 | 98,985 | Thane |
| 3. | रायगड | 74 | 117 | 100 | 105 | .. | .. | 2 | 35 | 59 | 90 | .. | 2 | 15,526 | 17,332 | Raigad |
| 4. | रत्नागिरी | 105 | 80 | 86 | 14 | .. | .. | 8 | .. | 64 | 36 | 9 | 2 | 27,347 | 23,046 | Ratnagiri |
| 5. | सिंधुदुर्ग | .. | 61 | .. | 23 | .. | .. | .. | 2 | .. | 25 | .. | 1 | .. | 13,157 | Sindhudurg |
| 6. | नाशिक | 325 | 365 | 26 | 1 | .. | 3 | 44 | 47 | 129 | 233 | 5 | 3 | 36,617 | 36,785 | Nashik |
| 7. | धुळे | 255 | 112 | 125 | 152 | 5 | .. | 3 | 3 | 158 | 114 | 11 | 7 | 20,124 | 19,508 | Dhule |
| 8. | जळगाव | 68 | 267 | 29 | 134 | .. | .. | 30 | 18 | 78 | 179 | .. | 6 | 14,810 | 62,710 | Jalgaon |
| 9. | अहमदनगर | 122 | 205 | 468 | 64 | .. | .. | 22 | .. | 30 | 188 | .. | .. | 15,629 | 21,339 | Ahmadnagar |
| 10. | पुणे | 1,147 | 1,154 | 160 | 207 | 27 | 16 | 43 | 14 | 757 | 854 | 40 | 14 | 1,11,811 | 1,24,599 | Pune |
| 11. | सातारा | 220 | 319 | 187 | 181 | .. | 24 | 6 | .. | 151 | 177 | 8 | 8 | 54,573 | 28,841 | Satara |
| 12. | सांगली | 198 | 277 | 2 | 88 | .. | .. | 10 | 2 | 70 | 169 | 13 | 6 | 16,103 | 26,844 | Sangli |
| 13. | सोलापूर | 160 | 323 | 37 | 43 | 2 | .. | 19 | 13 | 88 | 182 | 1 | 6 | 16,231 | 25,689 | Solapur |
| 14. | कोल्हापूर | 460 | 362 | 242 | 195 | 10 | 13 | 13 | 2 | 256 | 321 | 16 | 20 | 46,198 | 43,718 | Kolhapur |
| 15. | औरंगाबाद | 186 | 323 | 31 | 118 | 1 | .. | 1 | .. | 96 | 113 | .. | .. | 13,620 | 17,370 | Aurangabad |
| 16. | जालना | 81 | 111 | 23 | 22 | .. | .. | 7 | 7 | 48 | 44 | .. | 2 | 5,548 | 4,584 | Jalna |
| 17. | परभणी | 222 | 177 | 50 | 39 | 7 | 9 | 14 | 4 | 134 | 121 | 17 | 4 | 8,741 | 6,583 | Parbhani |
| 18. | बीड | 106 | 106 | .. | .. | .. | .. | .. | .. | 43 | 70 | .. | .. | 4,329 | 5,916 | Beed |
| 19. | नांदेड | 148 | 102 | 18 | 45 | 2 | .. | 2 | .. | 43 | 68 | 1 | .. | 4,441 | 3,596 | Nanded |
| 20. | उस्मानाबाद | 21 | 187 | 47 | .. | .. | .. | .. | .. | 31 | 43 | 1 | .. | 2,790 | 4,541 | Osmanabad |
| 21. | लातूर | 83 | 111 | .. | 2 | .. | .. | .. | 3 | 40 | 47 | .. | .. | 4,890 | 5,072 | Latur |
| 22. | बुलढाणा | 120 | 158 | 32 | 30 | .. | .. | .. | 1 | 126 | 112 | 9 | 10 | 9,112 | 8,931 | Buldana |
| 23. | अकोला | 158 | 194 | 1 | 3 | .. | .. | .. | 1 | 113 | 151 | .. | .. | 11,212 | 11,468 | Akola |
| 24. | अमरावती | 155 | 148 | 170 | 29 | .. | .. | .. | 2 | 215 | 106 | .. | .. | 14,245 | 15,030 | Amravati |
| 25. | यवतमाळ | 44 | 134 | .. | .. | .. | .. | .. | .. | 39 | 90 | .. | .. | 8,743 | 7,686 | Yavatmal |
| 26. | वर्धा | 76 | 45 | .. | 1 | .. | .. | 2 | 17 | 65 | 31 | 2 | .. | 8,874 | 7,246 | Wardha |
| 27. | नागपूर | 614 | 723 | 3 | 18 | 28 | 32 | 5 | 8 | 371 | 697 | 31 | 12 | 41,624 | 49,000 | Nagpur |
| 28. | भंडारा | 71 | 155 | 17 | 9 | .. | .. | .. | 1 | 66 | 115 | 1 | .. | 7,779 | 12,507 | Bhandara |
| 29. | चंद्रपूर | 69 | 98 | 2 | .. | .. | .. | 11 | 4 | 20 | 59 | .. | 2 | 8,473 | 6,016 | Chandrapur |
| 30. | गडचिरोली | .. | .. | .. | .. | .. | .. | .. | .. | .. | .. | .. | .. | .. | .. | Gadchiroli |
| | महाराष्ट्र राज्य | 9,933 | 9,931 | 3,027 | 3,393 | 132 | 126 | 484 | 399 | 5,693 | 6,987 | 494 | 262 | 11,99,719 | 13,29,667 | Maharashtra State |

तल्लरल ढलरलंक/ TABLE NO. 23.3 (13.15)

बर्ब अखेरीस अस्तित्वात असलेल्या दूरदर्शन परवान्यांची संख्या/

| अनुक्रमांक Serial No. | जिल्हा | घरगुती वापरातील Domestic | | स्वस्त Cheap | | सामूहिक वापरातील Community | | बिद्यालयीन School | | हस्पितळातील Hospital | |
|-----------------------------|------------|--------------------------------|----------|-----------------|--------|----------------------------------|--------|----------------------|--------|-------------------------|--------|
| | | (a) | (b) | (a) | (b) | (a) | (b) | (a) | (b) | (a) | (b) |
| (1) | (2) | (3) | (4) | (5) | (6) | (7) | (8) | (9) | (10) | (11) | (12) |
| 1 | बृहन्मुंबई | 4,10,808 | 5,23,743 | 92 | 1,234 | 119 | 526 | 297 | 253 | 34 | 137 |
| 2 | ठाणे | 62,544 | 76,328 | 2 | 46 | 14 | 3 | 28 | 20 | 14 | 80 |
| 3 | रायगड | 2,020 | 5,691 | .. | .. | .. | 6 | .. | 44 | .. | .. |
| 4 | रत्नागिरी | 119 | 396 | .. | .. | .. | .. | .. | .. | .. | .. |
| 5 | सिध्दुर्ग | N.A.S. | 61 | .. | .. | .. | .. | .. | .. | .. | .. |
| 6 | नाशिक | 1,752 | 2,645 | 4 | 1 | .. | 2 | .. | 1 | .. | .. |
| 7 | पुळे | 16 | 93 | .. | .. | .. | .. | .. | .. | .. | .. |
| 8 | जळगाव | 7 | 76 | .. | .. | .. | .. | .. | .. | .. | .. |
| 9 | अहमदनगर | 1,026 | 2,535 | 620 | 29 | .. | .. | 15 | 28 | .. | .. |
| 10 | पुणे | 66,163 | 95,275 | 192 | 840 | 479 | 14 | 48 | 59 | 9 | 13 |
| 11 | सातारा | 2,198 | 2,918 | .. | .. | .. | 1 | 55 | 37 | 14 | 6 |
| 12 | सांगली | 26 | 89 | .. | .. | .. | .. | .. | .. | .. | .. |
| 13 | सोलापूर | 11 | 166 | .. | .. | .. | .. | .. | .. | .. | .. |
| 14 | कोल्हापूर | 131 | 346 | .. | .. | .. | .. | .. | .. | .. | .. |
| 15 | बीरगाबाद | 36 | 144 | .. | .. | .. | .. | .. | .. | .. | .. |
| 16 | जालना | N.A.S. | N.A.S. | N.A.S. | N.A.S. | N.A.S. | N.A.S. | N.A.S. | N.A.S. | N.A.S. | N.A.S. |
| 17 | परभणी | .. | 17 | .. | .. | .. | .. | .. | .. | .. | .. |
| 18 | बीड | 3 | 36 | .. | .. | .. | .. | .. | .. | .. | .. |
| 19 | नांदेड | 1 | 8 | .. | .. | .. | .. | .. | .. | .. | .. |
| 20 | उस्मानाबाद | .. | 15 | .. | .. | .. | .. | .. | .. | .. | .. |
| 21 | लातूर | 1 | .. | .. | .. | .. | .. | .. | .. | .. | .. |
| 22 | बुलढाणा | .. | 68 | .. | .. | .. | .. | .. | .. | .. | .. |
| 23 | अकोला | 9 | 43 | .. | .. | .. | .. | .. | .. | .. | .. |
| 24 | अमरावती | 3 | 34 | .. | .. | .. | .. | .. | .. | .. | .. |
| 25 | यवतमाळ | .. | 12 | .. | .. | .. | .. | .. | .. | .. | .. |
| 26 | वर्धा | .. | 39 | .. | .. | .. | .. | .. | .. | .. | .. |
| 27 | नागपूर | 9,502 | 20,347 | 1 | 26 | 101 | 275 | 15 | 1 | .. | .. |
| 28 | भंडारा | 68 | 143 | .. | .. | .. | 2 | .. | .. | .. | .. |
| 29 | चंद्रपूर | 7 | 21 | .. | .. | .. | .. | .. | .. | .. | .. |
| 30 | गडचिरोली | N.A.S. | N.A.S. | N.A.S. | N.A.S. | N.A.S. | N.A.S. | N.A.S. | N.A.S. | N.A.S. | N.A.S. |
| महाराष्ट्र राज्य | | 5,56,451 | 7,31,289 | 911 | 2,176 | 713 | 829 | 458 | 443 | 71 | 236 |

N.A.S.—वेगळी उपलब्ध नाही/Not available separately.

आधार.—पोस्ट मास्टर जनरल, मुंबई.

COMMUNICATIONS

TABLE No. 23.3 (13.15)

Number of T. V. Licences in force at the end of year

| शहरी Urban | ग्रामीण Rural | अल्प किमतीचे Low Cost | | प्रात्यक्षिकाकरिता वापरले जाणारे Demonstration | | विक्रेता- घाटक Dealer | | विक्रेत्याभ्यतिरिक्त Non-dealer | | एकूण Total | | District | | |
|---------------|------------------|--------------------------|--------|--|------|-----------------------------|------|------------------------------------|-------|---------------|-------|----------|----------|-------------------|
| | | (a) | (b) | (a) | (b) | (a) | (b) | (a) | (b) | (a) | (b) | | | |
| (13) | (14) | (15) | (16) | (17) | (18) | (19) | (20) | (21) | (22) | (23) | (24) | (25) | (26) | (2) |
| 2,030 | 3,565 | 29 | 241 | 6 | 55 | 45 | 613 | 113 | 860 | 426 | 1,683 | 4,13,999 | 5,33,110 | Greater Bombay |
| 283 | 333 | 46 | 65 | 4 | 98 | 9 | 89 | 21 | 94 | .. | .. | 62,965 | 77,156 | Thane |
| .. | 66 | .. | 18 | .. | .. | .. | 4 | 2 | 7 | .. | .. | 2,022 | 5,836 | Raigad |
| 1 | 3 | .. | .. | .. | .. | .. | .. | .. | 2 | .. | .. | 120 | 401 | Ratnagiri |
| .. | .. | .. | .. | .. | .. | .. | .. | .. | .. | .. | .. | .. | 61 | Sindhudurg |
| 13 | 71 | .. | .. | .. | .. | 5 | 7 | 12 | 5 | .. | 1 | 1,786 | 2,733 | Nashik |
| .. | 25 | .. | .. | .. | .. | .. | .. | .. | .. | .. | .. | 16 | 118 | Dhule |
| .. | 37 | .. | 45 | .. | .. | .. | .. | .. | .. | .. | .. | 7 | 158 | Jalgaon |
| 122 | 29 | 468 | .. | .. | 1 | 22 | .. | 30 | 2 | .. | .. | 2,303 | 2,624 | Ahmadnagar |
| 241 | 536 | 5 | 52 | 8 | 27 | 2 | 19 | 23 | 28 | 9 | 1 | 67,179 | 96,864 | Pune |
| 57 | 68 | 4 | 6 | .. | .. | 2 | .. | .. | .. | 2 | 1 | 2,332 | 3,037 | Satara |
| .. | 43 | .. | 3 | .. | .. | .. | .. | .. | 1 | .. | 3 | 26 | 139 | Sangli |
| .. | 72 | .. | .. | .. | .. | .. | .. | .. | 1 | .. | .. | 11 | 239 | Solapur |
| 2 | 71 | .. | .. | .. | .. | .. | 10 | .. | .. | 1 | .. | 134 | 427 | Kolhapur |
| .. | 37 | .. | .. | .. | .. | .. | .. | .. | .. | .. | .. | 36 | 181 | Aurangabad |
| N.A.S. | N.A.S. | N.A.S. | N.A.S. | .. | .. | .. | .. | .. | .. | .. | .. | .. | .. | Jalna |
| .. | .. | .. | .. | .. | .. | .. | .. | .. | .. | .. | .. | .. | .. | 17 Parbhani |
| .. | .. | .. | .. | .. | .. | .. | .. | .. | .. | .. | .. | .. | 3 | 36 Beed |
| .. | 5 | .. | .. | .. | .. | .. | .. | .. | .. | .. | .. | .. | 1 | 13 Nanded |
| .. | .. | .. | 1 | .. | .. | .. | .. | .. | .. | .. | .. | .. | .. | 16 Osmanabad |
| .. | .. | .. | .. | .. | .. | .. | .. | .. | .. | .. | .. | .. | 1 | Latur |
| .. | 60 | .. | .. | .. | .. | .. | .. | .. | .. | .. | .. | .. | .. | 128 Buldana |
| .. | 434 | .. | .. | .. | .. | .. | .. | .. | .. | .. | .. | .. | 9 | 477 Akola |
| .. | .. | .. | .. | .. | .. | .. | .. | .. | .. | .. | 41 | 3 | 75 | Amravati |
| .. | .. | .. | .. | .. | .. | .. | .. | .. | .. | .. | .. | .. | .. | 12 Yavatmal |
| 1 | .. | .. | .. | .. | .. | .. | .. | .. | .. | .. | .. | 1 | 39 | Wardha |
| 349 | 936 | .. | 28 | .. | .. | 127 | 9 | 160 | 61 | 46 | .. | 10,301 | 21,683 | Nagpur |
| 4 | .. | .. | 29 | .. | .. | .. | 1 | 3 | 12 | 1 | .. | 76 | 187 | Bhandara |
| .. | .. | .. | .. | .. | .. | .. | .. | .. | 4 | .. | .. | 7 | 25 | Chandrapur |
| N.A.S. | N.A.S. | N.A.S. | .. | .. | .. | .. | .. | .. | .. | .. | .. | .. | .. | Gadchiroli |
| 3,103 | 6,391 | 552 | 488 | 18 | 181 | 212 | 752 | 364 | 1,077 | 485 | 1,730 | 5,63,338 | 7,45,792 | Maharashtra State |

(a)=1982-83 (b)=1983-84.

Source.— Post Master General, Bombay.

24 पर्यटन व मुलकी हवाई वाहतूक
TOURISM AND CIVIL AVIATION

२४.१. मुंबईत उतरणाऱ्या परदेशी पर्यटकांच्यासंबंधी आकडे-
वारी या विभागात देण्यांत आली आहे.

24.1. Data on foreign tourists disembarked at
Bombay are given in this section.

तक्ता क्रमांक/TABLE No. 24.1 (13.12)—contd.

| (1) | (2) | (3) | (4) | (2) | (1) | (2) | (3) | (4) | (2) | |
|--------------------|-------------|--------|--------|------------------|--------------------|-------------|----------|----------|-------------|-------------|
| दक्षिण आशिया | | | | South Asia— | | पूर्व आशिया | | | East Asia— | |
| 55 | अफगानिस्तान | 292 | 524 | Afghanistan | 67 | चीन | 255 | 342 | China | |
| 56 | श्रीलंका | 8,825 | 9,547 | Sri Lanka | 68 | जपान | 7,440 | 6,695 | Japan | |
| 57 | इराण | 6,563 | 9,353 | Iran | 69 | हाँगकाँग | 1,740 | 1,462 | Hongkong | |
| 58 | नेपाल | 211 | 155 | Nepal | 70 | कोरिया | 1,055 | 1,441 | Korea | |
| 59 | इतर | 27 | 42 | Others | 71 | इतर | 68 | 54 | Others | |
| एकूण | | 15,918 | 19,621 | Total | एकूण | | 10,558 | 9,994 | Total | |
| दक्षिण-पूर्व आशिया | | | | South-East Asia— | | ऑस्ट्रेलिया | | | Australia— | |
| 60 | बर्मा | .. | 81 | Burma | 72 | ऑस्ट्रेलिया | 9,868 | 9,905 | Australia | |
| 61 | इंडोनेशिया | 755 | 690 | Indonesia | 73 | फिजी | 662 | 768 | Fiji | |
| 62 | मलेशिया | 2,360 | 2,609 | Malaysia | 74 | न्यूझीलंड | 1,619 | 1,577 | New Zealand | |
| 63 | फिलिपाईन्स | 2,266 | 1,525 | Philippines | 75 | इतर | .. | 1 | Others | |
| 64 | सिंगापूर | 3,871 | 5,070 | Singapore | एकूण | | 12,149 | 12,251 | Total | |
| 65 | थायलंड | 3,813 | 1,702 | Thailand | राष्ट्रीयता नसलेले | | 86 | 71 | Stateless | |
| 66 | इतर | 57 | 41 | Others | 76 | एकूण | | 3,22,405 | 3,34,620 | Grand-Total |
| एकूण | | 13,122 | 11,718 | Total | एकूण | | 3,22,405 | 3,34,620 | Grand-Total | |

आधार.—इंडिया टुरिस्ट स्टॅटिस्टिक्स, पर्यटन विभाग, भारत सरकार.

Source.—India Tourist Statistics, Department of Tourism, Government of India.

25. कामगार व सेवायोजन

Labour and employment :

२५.१. या विभागामध्ये राज्य शासकीय कर्मचारी, दुकाने व संस्था अधिनियमाखालील रोजगार, इतर रोजगार, उद्योगधंद्यातील कामगारांची गैरहजेरी, कामगार संघटना यांची आणि कामगार विषयक इतर माहिती दिली आहे.

२५.२. कारखान्यातील ऐच्छिक गैरहजेरीची आकडेवारी ही कामगारांच्या व्यक्तीगत कारणामुळे झालेल्या गैरहजेरीशी संबंधित आहे. म्हणून या मध्ये संप, टाळेबंदी व तात्पुरते कामावरून दूर करणे इ. कारणामुळे झालेल्या गैरहजेरीचा समावेश केलेला नाही. कारखाना अधिनियम कायदा, १९४८ नुसार जो "कामगार" आहे त्यांचा समावेश आहे. परंतु त्यात पर्यवेक्षक किंवा व्यवस्था पहाणारे किंवा खाजगी जागांवर काम करणारे यांचा अंतर्भाव होत नाही. याशिवाय, फक्त नियमित काम करणाऱ्यांचा (यात प्रासंगिक व बदली कामगारांचा समावेश नाही) समावेश होतो. "गैरहजेरीचा दर" कामगारांच्या गैरहजेरीमुळे कामगारांच्या कामाच्या पाठ्यांच्या संख्येत झालेली घट व नियमित कामगारांच्या पाठ्यांची संख्या ह्यांचे गुणोत्तर आहे. औद्योगिक वादासंबंधी सांख्यिकी माहिती गोळा करतेवेळी औद्योगिक वाद म्हणजे कामगारांच्या एखाद्या घटाने आपल्या तक्रारी/निषेध व्यक्त करण्याचे उद्देशाने तात्पुरते काम थांबवणे किंवा मागणीकरिता आग्रह धरणे किंवा एक किंवा अधिक कामगारांकडून काम थोपवून ठेवणे इ. असा अर्थ लावण्यात येतो. हे वाद रोजगार, बेरोजगार अथवा करार झालेल्या शर्तीमध्ये तफावत आढळल्यामुळे उद्भवलेल्या परिस्थितीमुळे निर्माण होऊ शकतात. काम थांबण्याचे "संप व टाळेबंदी" म्हणून ओळखले जाणारे दोनही प्रकार या आकडेवारीत समाविष्ट आहेत. यात राजकीय संप, सहानुभुतीदायक निदर्शने, इ. चा समावेश केलेला नाही. या आकडेवारीत ज्या वेगवेगळ्या आर्थिक क्षेत्रातील उदा. कारखाने, लागवड, खाणी, परिवहन, बांधकाम सेवा, य़ात १० किंवा त्याहून जास्त कामगार गुंतलेले आहेत अशा क्षेत्रांचा समावेश आहे. हे सांगणे आवश्यक आहे की संप व त्यामध्ये गुंतलेले कामगार ह्यांच्या मासिक आकडेवारीची १२ महिन्यांची बेरीज केली तर वार्षिक आकडेवारीची माहिती होत नाही, हे ध्यानात घ्यावे; कारण प्रत्यक्षात संपाचा कालखंड हा एक महिन्यापेक्षा अधिक काळही असू शकतो.

25.1. Data on State Government Employees-employment under shops and establishments employ-ment market information, absenteeism in industries, trade unions, and other information about labour are given in this section.

25.2. The absenteeism statistics relate to only voluntary absenteeism defined as absence due to reasons which are personal to the individuals concerned. As such, absence of a worker on account of strike, lock-out or lay-off is not considered. They cover 'workers' as defined by the Factories Act, 1948, but exclude persons holding position of supervision or management or employed in confidential position. Moreover, only regular workers (excluding casual and substitute workers) are considered. The absenteeism rate is the ratio of number of man shifts lost due to absences to the number of man shifts scheduled to work. For the purpose of statistics regarding industrial disputes, an industrial dispute is taken to be a temporary stoppage of work by a group of employees to express a grievance or enforce a demand or temporary withholding of work from a group of employees by one employer (or a group of employers) in connection with matters relating to employment or non-employment or terms or conditions of employment. Thus, both the types of work stoppages, popularly known as "strike" and "lock-out," respectively are covered. Political strikes, sympathetic demonstrations and the like are however, excluded. The statistics cover such disputes in which the number of workers involved is ten or more in all the sectors of economic activity such as factories, plantations, mines, transport, construction services, etc. It must also be mentioned that the monthly figures of number of strikes and number of workers involved are not additive to form annual figures because of the fact that the period or duration of the strike may have spread over more than one month.

25. कामगार व सेवायोजन/

तक्ता क्रमांक/

विविध विभागातील वर्गवार क्रमचारी/

शासकीय कर्मचारी गणना/

| अनुक्रमांक Serial No. | विभाग | योजनांतर्गत Plan | योजनेतर Non-Plan | 1 | 2 | 3 | 4 |
|-----------------------------|---|---------------------|---------------------|-------|--------|----------|----------|
| (1) | (2) | (3) | (4) | (5) | (6) | (7) | (8) |
| 1 | सामान्य प्रशासन विभाग | 83 | 4,910 | 214 | 166 | 2,915 | 1,652 |
| 2 | वित्त विभाग | 6 | 13,277 | 570 | 688 | 9,219 | 2,802 |
| 3 | नियोजन विभाग | 1,052 | 1,329 | 117 | 110 | 1,769 | 336 |
| 4 | समाज कल्याण, सांस्कृतिक कार्य, क्रीडा पर्यटन विभाग. | 4,856 | 7,730 | 121 | 181 | 6,884 | 3,916 |
| 5 | अन्न व नागरी पुरवठा विभाग | 15 | 5,825 | 60 | 94 | 4,608 | 1,017 |
| 6 | कृषि व सहकार विभाग | 15,938 | 40,505 | 777 | 2,310 | 34,020 | 15,491 |
| 7 | महसूल व वन विभाग | 7,595 | 80,785 | 610 | 1,225 | 45,368 | 11,349 |
| 8 | उद्योग, ऊर्जा व कामगार विभाग. | 1,769 | 8,858 | 284 | 431 | 7,806 | 1,771 |
| 9 | शिक्षण व सेवायोजन विभाग. | 3,096 | 19,602 | 450 | 1,923 | 13,307 | 5,859 |
| 10 | गृह विभाग | 1,321 | 1,40,199 | 584 | 1,843 | 1,05,788 | 5,012 |
| 11 | नगर विकास विभाग | 27 | 1,191 | 52 | 98 | 779 | 288 |
| 12 | सार्वजनिक आरोग्य विभाग | 13,187 | 19,103 | 168 | 988 | 18,583 | 7,337 |
| 13 | गृहनिर्माण व विशेष सहाय्य विभाग. | 80 | 1,630 | 35 | 49 | 1,169 | 457 |
| 14 | सार्वजनिक बांधकाम विभाग | 1,367 | 32,143 | 207 | 686 | 12,988 | 16,934 |
| 15 | ग्रामविकास विभाग | 3,764 | 2,491 | 118 | 265 | 2,039 | 267 |
| 16 | विधी व न्याय विभाग | 127 | 12,526 | 815 | 347 | 8,018 | 3,432 |
| 17 | पाटबंधारे विभाग | 44,831 | 27,967 | 489 | 2,164 | 41,758 | 21,775 |
| 18 | वैद्यकीय शिक्षण विभाग | 1,472 | 23,052 | 732 | 1,409 | 10,069 | 9,867 |
| 19 | फलोद्यान व सामाजिक वनीकरण विभाग. | 2,235 | 384 | 62 | 106 | 1,448 | 873 |
| 20 | विज्ञानकार्य विभाग | .. | 630 | 28 | 91 | 255 | 256 |
| | एकूण | 1,02,821 | 4,44,137 | 6,493 | 15,174 | 3,28,790 | 1,10,691 |

टीप.—कंसातील आकडे एकूणशी टक्केवारी दर्शवितात.
 आधार.—अर्थ व सांख्यिकी संचालनालय, महाराष्ट्र शासन, मुंबई.

LABOUR AND EMPLOYMENT

TABLE No. 25.1 (2.10)

Classwise employees in various departments

Census of Government Employees.
1983

| Class | | | | | | Name of Department |
|-------------------------|--------------------------------------|----------------------|---------------|--------------------|--------------------------|---|
| एकूण Total 1 to 4 | ५ ते ९ व इतर 5 to 9 and others | एकूण Total | पुरुष Male | स्त्रिया Female | रिक्त पदे Vacant post | (2) |
| (9) | (10) | (11) | (12) | (13) | (14) | |
| 4,947 | 46 | 4,993 (0.92) | 4,386 | 607 | 297 | General Administration Department |
| 13,279 | 4 | 13,283 (2.43) | 10,890 | 2,393 | 994 | Finance Department |
| 2,332 | 49 | 2,381 (0.43) | 2,124 | 257 | 285 | Planning Department |
| 11,102 | 1,484 | 12,586 (2.30) | 8,728 | 3,858 | 1,197 | Social Welfare Cultural Affairs, sports and Tourism Department |
| 5,779 | 61 | 5,840 (1.07) | 4,613 | 1,227 | 317 | Food and Civil Supplies Department |
| 52,598 | 3,845 | 56,443 (10.32) | 53,198 | 3,245 | 5,212 | Agriculture and Co-operation Depart- ment. |
| 58,552 | 29,828 | 88,380 (16.16) | 86,074 | 2,306 | 5,041 | Revenue and Forest Department |
| 10,292 | 335 | 10,627 (1.94) | 9,719 | 908 | 961 | Industry, Energy and Labour Department. |
| 21,539 | 1,159 | 22,698 (4.15) | 19,173 | 3,525 | 1,516 | Education Department |
| 1,13,227 | 28,293 | 1,41,520 (25.88) | 1,38,411 | 3,109 | 5,137 | Home Department |
| 1,217 | 1 | 1,218 (0.22) | 1,054 | 164 | 86 | Urban Development Department |
| 27,076 | 5,214 | 32,290 (5.90) | 21,406 | 10,884 | 2,362 | Public Health Department |
| 1,710 | .. | 1,710 (0.31) | 1,514 | 196 | 176 | Housing and Special Assistance Department |
| 30,815 | 2,695 | 33,510 (5.13) | 31,587 | 1,923 | 1,664 | Public Works Department |
| 2,689 | 3,566 | 6,255 (1.14) | 2,549 | 3,706 | 779 | Rural Development Department |
| 12,612 | 41 | 12,653 (2.31) | 11,166 | 1,487 | 392 | Law and Judiciary Department |
| 66,186 | 6,612 | 72,798 (13.32) | 70,384 | 2,414 | 7,048 | Irrigation Department |
| 22,077 | 2,447 | 24,524 (4.48) | 14,695 | 9,829 | 1,790 | Medical Education Department |
| 2,489 | 130 | 2,619 (0.48) | 2,474 | 145 | 1,036 | Horticulture Department |
| 630 | .. | 630 (0.11) | 550 | 80 | 48 | Legislative Affairs Department |
| 4,61,148 | 85,810 | 5,46,958 (100.00) | 4,94,695 | 52,263 | 36,338 | Total |

Note.—Figures in brackets indicate percentage to total.

Source.—Directorate of Economics and Statistics, Government of Maharashtra, Bombay.

25. कामगार व सेवायोजन/

तब्दता क्रमांक/

प्रशासकीय विभागावर व जिल्हावार एकूण कर्मचारी संख्या (सर्व वर्गांचे मिळून)/

शासकीय कर्मचारी गणना/

| अनुक्रमांक | जिल्हा विभाग | सामान्य प्रशासन | वित्त | नियोजन | समाजकल्याण, सांस्कृतिक कार्य क्रीडा पर्यटन | अन्न व नागरी पुरवठा | कृषी व सहकार | महसुल व वन | उद्योग, ऊर्जा व कामगार | शिक्षण व सेवायोजन | गृह |
|---------------|--------------------------------|--------------------------------|---------|----------|--|-------------------------------|---|--------------------------|--|-------------------------------------|----------|
| Serial No. | | General Adminis- tration | Finance | Planning | Social Welfare, cultural Affairs and Tourism | Food and Civil Supplies | Agricul- ture and Co-opera- tion | Revenue and Forest | Industries, Energy and labour | Education and Employ- ment | Home |
| (1) | (2) | (3) | (4) | (5) | (6) | (7) | (8) | (9) | (10) | (11) | (12) |
| 1 | मुंबई | 3,233 | 6,448 | 700 | 849 | 3,110 | 10,286 | 2,000 | 4,020 | 3,116 | 33,835 |
| 2 | ठाणे | 103 | 780 | 20 | 1,364 | 409 | 2,530 | 4,785 | 237 | 577 | 8,529 |
| 3 | रायगड | 31 | 105 | 22 | 116 | .. | 885 | 2,859 | 33 | 328 | 3,515 |
| 4 | रत्नागिरी | 43 | 131 | 28 | 248 | 134 | 1,098 | 2,116 | 54 | 416 | 2,621 |
| 5 | सिंधुदुर्ग | 14 | 72 | 21 | 178 | .. | 499 | 1,221 | 11 | 82 | 976 |
| 6 | नाशिक | 66 | 484 | 58 | 1,135 | 32 | 2,142 | 3,537 | 112 | 2,755 | 6,225 |
| 7 | धुळे | 33 | 178 | 188 | 948 | 104 | 1,769 | 3,257 | 44 | 1,243 | 4,859 |
| 8 | जळगाव | 27 | 221 | 39 | 365 | 79 | 1,682 | 3,028 | 89 | 599 | 3,770 |
| 9 | अहमदनगर | 49 | 195 | 29 | 332 | 19 | 2,300 | 3,580 | 45 | 318 | 3,544 |
| 10 | पुणे | 176 | 940 | 69 | 1,237 | 341 | 6,183 | 5,247 | 1,287 | 2,499 | 16,470 |
| 11 | सातारा | 176 | 226 | 31 | 247 | 47 | 1,604 | 3,004 | 42 | 910 | 3,430 |
| 12 | सांगली | 24 | 210 | 26 | 185 | 51 | 1,467 | 1,796 | 103 | 244 | 2,262 |
| 13 | सोलापूर | 38 | 303 | 149 | 232 | 138 | 1,761 | 3,063 | 82 | 534 | 3,670 |
| 14 | कोल्हापूर | 71 | 412 | 33 | 317 | 102 | 1,670 | 2,836 | 544 | 899 | 3,098 |
| 15 | बीरगाबाद | 116 | 343 | 216 | 274 | 49 | 2,063 | 2,527 | 427 | 1,701 | 3,658 |
| 16 | जालना | 20 | 90 | 31 | 54 | 51 | 686 | 1,642 | 21 | 91 | 2,766 |
| 17 | परभणी | 22 | 109 | 42 | 61 | 65 | 1,426 | 2,942 | 38 | 300 | 2,892 |
| 18 | बीड | 17 | 99 | 37 | 92 | 9 | 1,438 | 2,828 | 46 | 282 | 1,390 |
| 19 | नांदेड | 32 | 132 | 45 | 817 | 115 | 1,283 | 2,940 | 52 | 479 | 2,954 |
| 20 | उस्मानाबाद | 34 | 60 | 39 | 35 | 78 | 818 | 1,795 | 28 | 143 | 1,608 |
| 21 | लातूर | .. | 86 | 79 | 68 | 12 | 899 | 1,672 | 143 | 228 | 19 |
| 22 | बुलडाणा | 25 | 101 | 43 | 74 | 87 | 1,139 | 2,830 | 40 | 415 | 2,610 |
| 23 | अकोला | 26 | 146 | 56 | 139 | 90 | 1,498 | 3,153 | 83 | 434 | 3,855 |
| 24 | अमरावती | 51 | 265 | 60 | 722 | 42 | 1,808 | 3,219 | 134 | 1,367 | 2,687 |
| 25 | यवतमाळ | 21 | 116 | 84 | 446 | 65 | 1,230 | 4,106 | 31 | 408 | 3,143 |
| 26 | वर्धा | 16 | 73 | 40 | 113 | 64 | 780 | 2,137 | 83 | 284 | 1,977 |
| 27 | नागपूर | 132 | 680 | 70 | 905 | 336 | 2,967 | 4,019 | 2,546 | 1,460 | 9,211 |
| 28 | भंडारा | 29 | 98 | 17 | 194 | 44 | 1,247 | 4,378 | 64 | 278 | 2,840 |
| 29 | चंद्रपूर | 269 | 103 | 99 | 253 | 129 | 914 | 3,723 | 188 | 284 | 2,300 |
| 30 | गडचिरोली केंद्रशासित प्रदेश | .. | 77 | 10 | 505 | 38 | 371 | 2,140 | .. | 24 | 806 |
| 31 | दिल्ली | 85 | .. | .. | .. | .. | .. | .. | .. | .. | .. |
| 32 | गोवा | 14 | .. | .. | .. | .. | .. | .. | .. | .. | .. |
| एकूण | | 4,993 | 13,283 | 2,381 | 12,586 | 5,840 | 56,443 | 88,380 | 10,627 | 22,698 | 1,41,520 |

टोप.—दिल्ली व गोवा यापुढे दर्शविलेले कर्मचारी महाराष्ट्र शासनाचेच असून त्यांचे मुख्यालय अनुक्रमे दिल्ली व गोवा येथे होते.

आंधार.—अर्थ व सांख्यिकी संचालनालय, महाराष्ट्र शासन, मुंबई.

LABOUR AND EMPLOYMENT

TABLE No. 25.2 (2.11)

Employees (all classes) according to Administrative Department in each district.

Census of Government Employees
1983

| नगर विकास | आरोग्य | गृहनिर्माण व विशेष सहाय्य | सार्वजनिक बांधकाम | ग्राम विकास | विधि व न्याय | पाटबंधारे | वैद्यकीय शिक्षण व औषध | फलोद्यान व सामाजिक बनीकरण | विधानकार्य | एकूण | District |
|----------------------|--------|---|----------------------|---------------------------|----------------------|------------|--------------------------------------|---|-----------------------------|----------|-----------------|
| Urban Development | Health | Housing and Special Assistance | Public works | Rural Develop- ment | Law and Judiciary | Irrigation | Medical Education and Drugs | Horticul- ture and Social Forestry | Legisla- ture Affairs | Total | Department |
| (13) | (14) | (15) | (16) | (17) | (18) | (19) | (20) | (21) | (22) | (23) | (2) |
| 305 | 499 | 858 | 4,645 | 495 | 3,356 | 892 | 10,274 | 52 | 630 | 89,603 | Greater Bombay |
| 57 | 2,161 | 142 | 2,113 | 628 | 481 | 2,487 | 998 | 181 | .. | 28,582 | Thane |
| 15 | 489 | .. | 1,261 | 568 | 263 | 1,203 | .. | 108 | .. | 11,801 | Raigad |
| 54 | 1,559 | 24 | 1,587 | 245 | 198 | 1,625 | 16 | 65 | .. | 12,262 | Ratnagiri |
| 9 | 173 | .. | 493 | 19 | 103 | 457 | 10 | 100 | .. | 4,438 | Sindhudurg |
| 63 | 1,459 | 20 | 1,678 | 581 | 508 | 4,921 | 66 | 153 | .. | 25,996 | Nasik |
| 16 | 2,268 | 60 | 1,116 | 689 | 314 | 952 | 45 | 40 | .. | 18,123 | Dhule |
| 33 | 913 | 57 | 905 | 275 | 450 | 3,118 | 71 | 92 | .. | 15,813 | Jalgaon |
| 24 | 673 | .. | 1,265 | 85 | 386 | 9,561 | .. | 47 | .. | 16,452 | Ahmadnagar |
| 202 | 2,676 | 45 | 3,156 | 274 | 689 | 8,140 | 3,531 | 176 | .. | 53,338 | Pune |
| 19 | 2,538 | .. | 758 | 69 | 354 | 4,630 | .. | 49 | .. | 18,134 | Satara |
| 20 | 877 | 20 | 456 | 286 | 309 | 3,478 | 368 | 75 | .. | 12,257 | Sangli |
| 23 | 1,592 | 23 | 851 | 71 | 396 | 5,044 | 609 | 82 | .. | 18,661 | Solapur |
| 22 | 1,185 | 9 | 976 | 65 | 384 | 2,739 | 108 | 110 | .. | 15,580 | Kolhapur |
| 46 | 977 | .. | 1,335 | 128 | 432 | 4,313 | 2,269 | 63 | .. | 20,937 | Aurangabad |
| 11 | 215 | 15 | 377 | 20 | 144 | 710 | 5 | 69 | .. | 7,018 | Jalna |
| 15 | 665 | 16 | 535 | 84 | 231 | 3,830 | 14 | 86 | .. | 13,373 | Parbhani |
| 14 | 494 | 22 | 666 | 23 | 253 | 3,714 | 861 | 54 | .. | 12,339 | Beed |
| 22 | 724 | 46 | 980 | 40 | 258 | 3,035 | 344 | 78 | .. | 14,376 | Nanded |
| 14 | 378 | 34 | 684 | 33 | 198 | 1,181 | .. | 90 | .. | 7,250 | Osmanabad |
| .. | 395 | .. | 292 | 206 | 172 | 599 | 12 | 7 | .. | 4,889 | Latur |
| 14 | 1,182 | 77 | 389 | 244 | 241 | 773 | .. | 123 | .. | 10,407 | Buldahana |
| 20 | 1,443 | 45 | 827 | 61 | 359 | 863 | 85 | 81 | .. | 13,264 | Akola |
| 38 | 1,726 | 31 | 1,032 | 90 | 307 | 1,471 | 14 | 90 | .. | 15,154 | Amravati |
| 17 | 771 | .. | 619 | 37 | 230 | 1,344 | 16 | 116 | .. | 12,800 | Yavatmal |
| 13 | 435 | 7 | 349 | 52 | 204 | 1,096 | 59 | 110 | .. | 7,892 | Wardha |
| 63 | 1,676 | 90 | 2,360 | 139 | 940 | 3,361 | 4,719 | 117 | .. | 35,791 | Nagpur |
| 15 | 1,103 | .. | 567 | 307 | 236 | 1,848 | 15 | 104 | .. | 13,384 | Bhandara |
| 54 | 750 | 44 | 916 | 91 | 202 | 1,210 | 15 | 101 | .. | 11,645 | Chandrapur |
| .. | 294 | 25 | 319 | 350 | 55 | 203 | .. | .. | .. | 5,297 | Gadchiroli |
| .. | .. | .. | 3 | .. | .. | .. | .. | .. | .. | 88 | Union Territory |
| .. | .. | .. | .. | .. | .. | .. | .. | .. | .. | 14 | Delhi |
| .. | .. | .. | .. | .. | .. | .. | .. | .. | .. | .. | Goa |
| 1,218 | 32,290 | 1,710 | 33,510 | 6,255 | 12,653 | 72,798 | 24,524 | 2,619 | 630 | 5,46,958 | Total |

Note.—The number of Government employees shown against Delhi and Goa are Maharashtra State Government employees with their headquarters at Delhi and Goa respectively.

Source.—Directorate of Economics and Statistics, Government of Maharashtra, Bombay.

25. कामगार व सेवायोजन/LABOUR AND EMPLOYMENT

तक्ता क्रमांक/TABLE No. 25.3 (2.12)

नियमिततर कर्मचार्यांची वर्गवारी

Employees on establishments other than regular, according to class

शासकीय कर्मचारी गणना

Census of Government Employees
1983

| अनक्रमांक Serial No. | जिल्हा (2) | वर्ग/Class | | | | | | | एकूण Total (9) | जिल्हा District (2) |
|----------------------------|---------------|--------------------------------------|------------------------------------|--------------------------------------|-----------------------------|----------------------------|----------------------|--------|----------------------|---------------------------|
| | | कार्यव्ययी Work charged (3) | आकस्मिक Conting- ency (4) | रोजदारीवरील Daily rated (5) | अर्धवेळ Part time (6) | मानसेवी Honorary (7) | इतर Others (8) | | | |
| (1) | (2) | (3) | (4) | (5) | (6) | (7) | (8) | (9) | (2) | |
| 1 | मुंबई | 135 | 8 | 2,043 | 106 | 84 | 521 | 2,897 | Greater Bombay | |
| 2 | ठाणे | 138 | .. | 49 | .. | 2,824 | 953 | 3,964 | Thane | |
| 3 | रायगड | .. | .. | .. | 2,705 | .. | 169 | 2,874 | Raigad | |
| 4 | रत्नागिरी | 101 | 2 | 336 | 20 | 1,916 | 899 | 3,274 | Ratnagiri | |
| 5 | सिंधुदुर्ग | .. | .. | .. | .. | 877 | .. | 877 | Sindhudurg | |
| 4 | नाशिक | 16 | 19 | 62 | 24 | 2,242 | 1,246 | 3,609 | Nashik | |
| 7 | धुळे | 9 | 25 | 45 | 45 | 3,637 | 1,443 | 5,204 | Dhule | |
| 8 | जळगाव | .. | .. | .. | 1,345 | 1,785 | .. | 3,130 | Jalgaon | |
| 9 | अहमदनगर | 144 | .. | 48 | 8 | 1,141 | 1,371 | 2,712 | Ahmadnagar | |
| 10 | पुणे | 174 | .. | 1,469 | 35 | 2,231 | 2,182 | 6,091 | Pune | |
| 11 | सातारा | 68 | .. | 606 | 54 | 2,191 | 137 | 3,056 | Satara | |
| 12 | सांगली | 383 | .. | 899 | 1 | 688 | 678 | 2,649 | Sangli | |
| 13 | सोलापूर | 149 | .. | 1,317 | 7 | 1,200 | 1,207 | 3,880 | Solapur | |
| 14 | कोल्हापूर | 138 | 2 | 87 | 112 | 710 | 1,111 | 2,160 | Kolhapur | |
| 15 | औरंगाबाद | .. | .. | 699 | 373 | .. | 3,244 | 4,316 | Aurangabad | |
| 16 | जालना | 86 | .. | 91 | 17 | 688 | 961 | 1,843 | Jalna | |
| 17 | परभणी | 194 | 38 | 241 | 6 | 1,275 | 1,681 | 3,435 | Parbhani | |
| 18 | बीड | 92 | 30 | 177 | 11 | .. | 630 | 940 | Beed | |
| 19 | नांदेड | .. | .. | 3,222 | .. | .. | .. | 3,222 | Nanded | |
| 20 | उस्मानाबाद | 344 | .. | 200 | 52 | 569 | 970 | 2,135 | Osmanabad | |
| 21 | लातूर | 1,023 | 89 | 5 | 8 | 184 | 14 | 1,323 | Latur | |
| 22 | बुलढाणा | .. | .. | 2,546 | .. | .. | .. | 2,546 | Buldana | |
| 23 | अकोला | .. | .. | 2,985 | .. | .. | .. | 2,985 | Akola | |
| 24 | अमरावती | 23 | 2 | 4 | .. | 2 | 2,030 | 2,061 | Amravati | |
| 25 | यवतमाळ | .. | .. | .. | 4 | 1,495 | 1,635 | 3,134 | Yavatmal | |
| 26 | वर्धा | 8 | 13 | .. | 13 | 829 | 751 | 1,614 | Wardha | |
| 27 | नागपूर | 8 | 16 | 376 | 73 | 1,634 | 1,194 | 3,301 | Nagpur | |
| 28 | भंडारा | .. | .. | .. | 13 | 1,586 | 1,694 | 3,293 | Bhandara | |
| 29 | चंद्रपूर | 51 | 55 | 30 | 20 | 742 | 712 | 1,610 | Chandrapur | |
| 30 | गडचिरोली | 85 | .. | .. | 2 | 1,198 | 390 | 1,675 | Gadchiroli | |
| | एकूण | 3,369 | 299 | 17,537 | 5,054 | 31,728 | 27,823 | 85,810 | Total | |

आधार.—अर्थ सांख्यिकी संचालनालय, महाराष्ट्र शासन, मुंबई.

Source.—Directorate of Economics and Statistics, Government of Maharashtra, Bombay.

तक्ता क्रमांक/TABLE No. 254 (2.13).

25. कामगार व सेवायोजन/LABOUR AND EMPLOYMENT

तक्ता क्रमांक/TABLE No. 25.4 (2.13)

योजनांतर्गत व योजनेतर आस्थापनातील कर्मचारी : जिल्हावार, वर्गवारी व स्त्री पुरुष कर्मचारी आणि रिक्त पदे
Districtwise number of employees in position according to Plan, Non-Plan and Class, by sex and vacant posts

शासकीय कर्मचारी गणना
Census of Government Employees
1983

अस्तित्वात असलेल्या कर्मचाऱ्यांची संख्या
Number of employees in position

| अनुक्रमांक Serial No. | जिल्हा | वर्ग/Class | | | | | | | | | | | | | एक लाख लोकसंख्येला कर्मचाऱ्यांची संख्या Employees per lakh population | District |
|--------------------------|------------|---------------------|---------------------|-----------------------|------------------------|---------------|---------------|------------------|-----------------|-------------------|--------|--------|-------|-------|--|----------|
| | | योजनांतर्गत Plan | योजनेतर Non-Plan | एकूण १ ते ४ 1 to 4 | ५ ते ९, ० 5 to 9, 0 | एकूण Total | पुरुष Male | स्त्री Female | रिक्त Vacant | | | | | | | |
| (1) | (2) | (3) | (4) | (5) | (6) | (7) | (8) | (9) | (10) | (11) | (12) | (13) | (14) | (15) | (2) | |
| 1 | मुंबई | 404 | 89,199 | 2,071 | 3,278 | 61,364 | 19,993 | 86,706 | 2,897 | 89,603 (16.38) | 74,984 | 14,619 | 7,044 | 1,087 | Greater Bombay | |
| 2 | ठाणे | 4,856 | 23,726 | 225 | 709 | 18,123 | 5,561 | 24,618 | 3,964 | 28,582 (5.22) | 24,926 | 3,656 | 2,045 | 853 | Thane | |
| 3 | रायगड | 2,413 | 9,388 | 68 | 207 | 6,248 | 2,404 | 8,927 | 2,874 | 11,801 (2.16) | 10,706 | 1,095 | 1,070 | 794 | Raigad | |
| 4 | रत्नागिरी | 2,757 | 9,505 | 71 | 290 | 6,043 | 2,584 | 8,988 | 3,274 | 12,262 (2.24) | 10,902 | 1,360 | 1,366 | 889 | Ratnagiri | |
| 5 | सिंधुदुर्ग | 1,286 | 3,152 | 31 | 139 | 2,520 | 871 | 3,561 | 877 | 4,438 (0.81) | 4,075 | 363 | 512 | 573 | Sindhudurg | |
| 6 | नासिक | 5,666 | 20,330 | 260 | 633 | 16,469 | 5,025 | 22,387 | 3,609 | 25,996 (4.75) | 23,096 | 2,900 | 1,154 | 869 | Nashik | |
| 7 | धुळे | 4,252 | 13,871 | 105 | 315 | 9,618 | 2,881 | 12,919 | 5,204 | 18,123 (3.31) | 15,805 | 2,318 | 1,577 | 884 | Dhule | |
| 8 | जळगाव | 4,267 | 11,546 | 113 | 352 | 9,153 | 3,065 | 12,683 | 3,130 | 15,813 (2.89) | 14,977 | 836 | 810 | 604 | Jalgaon | |
| 9 | अहमदनगर | 4,188 | 12,264 | 130 | 309 | 10,145 | 3,156 | 13,740 | 2,712 | 16,452 (3.01) | 15,941 | 511 | 729 | 608 | Ahmadnagar | |
| 10 | पुणे | 9,232 | 44,106 | 791 | 1,541 | 33,912 | 11,003 | 47,247 | 6,091 | 53,338 (9.75) | 47,593 | 5,745 | 2,951 | 1,281 | Pune | |
| 11 | सातारा | 5,663 | 12,471 | 137 | 356 | 10,226 | 4,359 | 15,078 | 3,056 | 18,134 (3.31) | 16,256 | 1,878 | 1,093 | 889 | Satara | |
| 12 | सांगली | 4,086 | 8,171 | 129 | 258 | 6,928 | 2,293 | 9,608 | 2,649 | 12,257 (2.24) | 11,204 | 1,053 | 768 | 669 | Sangli | |
| 13 | सोलापूर | 6,163 | 12,498 | 169 | 469 | 10,523 | 3,620 | 14,781 | 3,880 | 18,661 (3.41) | 17,505 | 1,156 | 1,015 | 720 | Solapur | |

| | | | | | | | | | | | | | | | |
|------|------------|----------|----------|-------|--------|----------|----------|----------|--------|----------------------|----------|--------|--------|-------|------------|
| 14 | कोल्हापूर | 3,009 | 12,571 | 139 | 525 | 9,594 | 3,162 | 13,420 | 2,160 | 15,580 (2.85) | 14,647 | 933 | 1,306 | 632 | Kolhapur |
| 15 | औरंगाबाद | 5,251 | 15,686 | 351 | 773 | 11,068 | 4,429 | 16,621 | 4,316 | 20,937 (3.83) | 18,811 | 2,126 | 1,274 | 1,318 | Aurangabad |
| 16 | जालना | 1,042 | 5,976 | 52 | 123 | 4,062 | 938 | 5,175 | 1,843 | 7,018 (1.28) | 6,920 | 98 | 422 | 680 | Jalna |
| 17 | परभणी | 4,127 | 9,246 | 80 | 306 | 7,230 | 2,322 | 9,938 | 3,435 | 13,373 (2.45) | 13,065 | 308 | 816 | 814 | Parbhani |
| 18 | बीड | 5,534 | 6,805 | 109 | 356 | 7,254 | 3,680 | 11,399 | 940 | 12,339 (2.25) | 11,782 | 557 | 840 | 874 | Beed |
| 19 | नांदेड | 3,482 | 10,894 | 108 | 299 | 7,764 | 2,983 | 11,154 | 3,222 | 14,376 (2.64) | 13,486 | 890 | 1,067 | 822 | Nanded |
| 20 | उस्मानाबाद | 1,410 | 5,840 | 50 | 136 | 3,714 | 1,215 | 5,115 | 2,135 | 7,250 (1.33) | 7,076 | 174 | 462 | 704 | Osmanabad |
| 21 | लातूर | 1,307 | 3,582 | 51 | 133 | 2,395 | 987 | 3,566 | 1,323 | 4,889 (0.89) | 4,533 | 356 | 400 | 378 | Latur |
| 22 | बुलढाणा | 1,311 | 9,096 | 67 | 204 | 6,084 | 1,506 | 7,861 | 2,546 | 10,407 (1.90) | 9,959 | 448 | 522 | 690 | Buldana |
| 23 | अकोला | 1,653 | 11,611 | 98 | 298 | 7,540 | 2,343 | 10,279 | 2,985 | 13,264 (2.43) | 12,377 | 887 | 895 | 726 | Akola |
| 24 | अमरावती | 3,145 | 12,009 | 190 | 697 | 9,118 | 3,088 | 13,093 | 2,061 | 15,154 (2.78) | 14,043 | 1,111 | 827 | 814 | Amravati |
| 25 | यवतमाळ | 2,409 | 10,391 | 80 | 266 | 7,263 | 2,057 | 9,666 | 3,134 | 12,800 (2.34) | 12,360 | 440 | 631 | 737 | Yavatmal |
| 26 | वर्धा | 1,111 | 6,781 | 60 | 151 | 4,645 | 1,422 | 6,278 | 1,614 | 7,892 (1.44) | 7,584 | 308 | 409 | 851 | Wardha |
| 27 | नागपूर | 5,778 | 30,013 | 545 | 1,371 | 22,201 | 8,373 | 32,490 | 3,301 | 35,791 (6.54) | 31,535 | 4,256 | 1,822 | 1,382 | Nagpur |
| 28 | भंडारा | 2,716 | 10,668 | 84 | 309 | 7,423 | 2,275 | 10,091 | 3,293 | 13,384 (2.45) | 12,542 | 842 | 961 | 728 | Bhandara |
| 29 | चंद्रपूर | 2,813 | 8,832 | 98 | 290 | 7,407 | 2,240 | 10,035 | 1,610 | 11,645 (2.13) | 11,160 | 485 | 928 | 821 | Chandrapur |
| 30 | गडचिरोली | 1,490 | 3,807 | 27 | 78 | 2,714 | 803 | 3,622 | 1,675 | 5,295 (0.97) | 4,750 | 547 | 622 | 830 | Gadchiroli |
| 31 | दिल्ली | .. | 88 | 3 | 2 | 34 | 49 | 88 | .. | 88 | 84 | 4 | .. | .. | Delhi |
| 32 | गोवा | .. | 14 | 1 | 1 | 8 | 4 | 14 | .. | 14 (0.02) | 11 | 3 | .. | .. | Goa |
| एकूण | | 1,02,821 | 4,44,137 | 6,493 | 15,174 | 3,28,790 | 1,10,691 | 4,61,148 | 85,810 | 5,46,958 (100.00) | 4,94,695 | 52,263 | 36,338 | 871 | Total |

टीप.—कंसातील आकडे एकूण संख्येची टक्केवारी दर्शविताने.

Note.—Figures in brackets indicate percentage to total.

आधार:—अर्थ व सांख्यिकी संचालनालय, महाराष्ट्र शासन, मुंबई.

Source:—Directorate of Economics and Statistics, Government of Maharashtra, Bombay.

25. कामगार व. सेवायोजन/LABOUR AND EMPLOYMENT

तक्ता क्रमांक/TABLE No. 25.5 (2.14)

मूळ वेतन गटानुसार कर्मचारी (वर्गवार)

Employees (all classes) according to basic pay ranges

शासकीय कर्मचारी गणना

Census of Government Employees
1983

| मूळ वेतन समूह (मासिक रक्कम रु.) Basic pay range monthly Rs. | वर्गवार कर्मचाऱ्यांची संख्या No. of employees according to total employees class. | | | | | | एकूण कर्मचारी Total Employees | |
|--|--|--------------------|---------------------|--------------------|------------------------------|--|----------------------------------|----------|
| | वर्ग-१ Class-I | वर्ग-२ Class-II | वर्ग-३ Class-III | वर्ग-४ Class-IV | वर्ग-५ ते ४ Class I to IV | वर्ग ५ ते ९ आणि इतर Class V to IX and others | | |
| (1) | (2) | (3) | (4) | (5) | (6) | (7) | (8) | |
| Upto 175 पर्यंत | .. | .. | .. | 3,234 | 3,234 | 42,171 | 45,405 | (8.30) |
| 176—200 | .. | .. | .. | 14,029 | 14,029 | 6,730 | 20,759 | (3.79) |
| 201—300 | .. | .. | 1,01,048 | 86,570 | 1,87,618 | 4,857 | 1,92,475 | (35.19) |
| 301—400 | .. | .. | 1,10,102 | 4,420 | 1,14,522 | 2,795 | 1,17,317 | (21.45) |
| 401—500 | .. | .. | 72,710 | .. | 72,710 | 1,131 | 73,841 | (13.50) |
| 501—600 | .. | 1,513 | 22,131 | .. | 23,644 | 297 | 23,941 | (4.38) |
| 601—700 | 291 | 2,836 | 14,975 | .. | 18,102 | 11 | 18,113 | (3.31) |
| 701—800 | 561 | 4,433 | 5,301 | .. | 10,295 | 26 | 10,321 | (1.89) |
| 801—900 | 744 | 2,386 | 879 | .. | 4,009 | 2 | 4,011 | (0.73) |
| 901—1000 | 1,228 | 1,969 | 149 | .. | 3,346 | 2 | 3,348 | (0.64) |
| 1001—1150 | 989 | 1,543 | .. | .. | 2,532 | .. | 2,532 | (0.46) |
| 1151—1250 | 646 | 300 | .. | .. | 946 | .. | 946 | (0.17) |
| 1251—1500 | 1,103 | 105 | .. | .. | 1,208 | .. | 1,208 | (0.22) |
| 1501—1600 | 169 | 55 | .. | .. | 224 | .. | 224 | (0.40) |
| 1601—1700 | 164 | 11 | .. | .. | 175 | .. | 175 | (0.03) |
| 1701—2000 | 357 | 11 | .. | .. | 368 | .. | 368 | (0.06) |
| 2001—2250 | 105 | 6 | .. | .. | 111 | .. | 111 | (0.02) |
| 2251—2500 | 38 | .. | .. | .. | 38 | .. | 38 | (0.01) |
| 2501—2850 | 57 | .. | .. | .. | 57 | .. | 57 | (0.02) |
| 2851—3000 | 5 | .. | .. | .. | 5 | .. | 5 | .. |
| 3001—3500 | 33 | .. | .. | .. | 33 | .. | 33 | (0.02) |
| And above 3500 पेक्षा जास्त | 2 | .. | .. | .. | 2 | .. | 2 | .. |
| Not specified अनिर्दिष्ट | 1 | 6 | 1,495 | 2,438 | 3,940 | 27,788 | 31,728 | (5.80) |
| एकूण Total | 6,493 | 15,174 | 3,28,790 | 1,10,691 | 4,61,148 | 85,810 | 5,46,958 | (100.00) |

टीप.—कसातील आकडे एकूण संख्येची टक्केवारी दर्शविताने.

Note.—Figures in brackets indicate percentage to total.

आधार:—अर्थ व सांख्यिकी संचालनालय, महाराष्ट्र शासन, मुंबई.

Source:—Directorate of Economics and Statistics, Government of Maharashtra, Bombay.

25. काबयार व सेवलयोजन/LABOUR AND EMPLOYMENT

तपता क्रमांक/TABLE No. 25.6 (2.15)

एकूण वलतलवधीच्या गटानुसार कर्मचारी (वर्गवार)
Employees (all classes) according to total emolument range

शासकीय कर्मचारी गणना
Census of Government Employees
1983

| एकूण वलतलवधी समूह (मासिक रकम रु.) Total Emolument Range | वर्गवार कर्मचारी संख्या No. of employees according to class | | | | | | एकूण कर्मचारी Total employees |
|---|--|--------------------|---------------------|--------------------|------------------------------|--|----------------------------------|
| | वर्ग-१ Class—I | वर्ग-२ Class—II | वर्ग-३ Class—III | वर्ग-४ Class—IV | वर्ग १ ते ४ Class I to IV | वर्ग ५ ते ९ आणि इतर Class V to IX and others | |
| (1) | (2) | (3) | (4) | (5) | (6) | (7) | (8) |
| Upto 400 पर्यंत | .. | .. | .. | .. | .. | 74,271 | 74,271 (13.58) |
| 401—500 | .. | .. | .. | 19,442 | 19,442 | 3,140 | 22,582 (4.12) |
| 501—750 | .. | .. | 1,02,475 | 83,018 | 1,85,493 | 1,737 | 1,87,230 (34.23) |
| 751—1000 | .. | .. | 1,46,180 | 4,729 | 1,50,909 | 380 | 1,51,289 (27.66) |
| 1001—1250 | 55 | 1,160 | 53,518 | 41 | 54,774 | 136 | 54,910 (10.04) |
| 1251—1500 | 312 | 3,194 | 18,242 | .. | 21,748 | .. | 21,748 (4.18) |
| 1501—1750 | 608 | 4,324 | 6,666 | .. | 11,598 | .. | 11,598 (2.12) |
| 1751—2000 | 1,303 | 3,542 | 1,324 | .. | 6,169 | .. | 6,169 (1.13) |
| 2001—2250 | 1,571 | 2,256 | 183 | .. | 4,010 | .. | 4,010 (0.73) |
| 2251—2500 | 1,011 | 529 | 5 | .. | 1,545 | .. | 1,545 (0.28) |
| 2501—2750 | 515 | 113 | 2 | .. | 630 | .. | 630 (0.11) |
| 2751—3000 | 426 | 29 | .. | .. | 455 | .. | 455 (0.07) |
| 3001—3500 | 436 | .. | .. | .. | 436 | .. | 436 (0.07) |
| 3501—4000 | 135 | .. | .. | .. | 135 | .. | 135 (0.02) |
| And above 4000 पेक्षा जास्त | 119 | .. | .. | .. | 119 | .. | 119 (0.02) |
| Not specified अनिर्दिशत | 2 | 27 | 195 | 3,461 | 3,685 | 6,146 | 9,831 (1.80) |
| एकूण Total | 6,493 | 15,174 | 3,28,790 | 1,10,691 | 4,61,148 | 85,810 | 5,46,958 (100.00) |

टीप.—कसालील आकडे एकूण संख्येची टक्केवारी दर्शवतात.

Note.—Figures in brackets indicate percentage to total.

आधार:—अर्थ व सांख्यिकी संचाल नालय, महाराष्ट्र शासन, मुंबई.

Source:—Directorate of Economics and Statistics, Government of Maharashtra, Bombay.

15. कामगार व सेवायोजन/LABOUR AND EMPLOYMENT

तक्ता क्रमांक/TABLE No. 25.7 (2.16)

विविध विभागातील रिक्त पदे

Vacancies in Various Departments

शासकीय कर्मचारी गणना

Census of Government of Employees
1983

| अनुक्रमांक Serial No. | विभाग | कर्मचारी No. of Employees | रिक्त पदे No. of Vacancies | एकूण Total | रिक्त पदांची एकूण पदाशी टक्केवारी Percentage of vacancies to total posts | Department |
|-----------------------------|--|---------------------------------|----------------------------------|---------------|---|--|
| (1) | (2) | (3) | (4) | (5) | (6) | (7) |
| 1 | सामान्य प्रशासन विभाग | 4,993 | 297 | 5,290 | 5.61 | General Administration Department. |
| 2 | वित्त विभाग | 13,283 | 994 | 14,277 | 6.96 | Finance Department. |
| 3 | नियोजन विभाग | 2,381 | 285 | 2,666 | 10.69 | Planning Department |
| 4 | समाज कल्याण, सांस्कृतिक कार्ये, क्रीडा, पर्यटन विभाग. | 12,586 | 1,197 | 13,783 | 8.68 | Social Welfare Cultural Affairs, Sports and Tourism Department. |
| 5 | अन्न व नागरी पुरवठा विभाग | 5,840 | 317 | 6,157 | 5.15 | Food and Civil Supplies Department. |
| 6 | कृषी व सहकार विभाग | 56,443 | 5,212 | 61,655 | 8.45 | Agricultural and Co-operation Department. |
| 7 | महसूल व वन विभाग | 88,380 | 5,041 | 93,421 | 5.40 | Revenue and Forest Department. |
| 8 | उद्योग, उर्जा व कामगार विभाग. | 10,627 | 961 | 11,588 | 8.29 | Industries, Energy and Labour Department. |
| 9 | शिक्षण व सेवायोजन विभाग. | 22,698 | 1,516 | 24,214 | 6.26 | Education and Employment Depart- ment. |
| 10 | गृह विभाग | 1,41,520 | 5,137 | 1,46,657 | 3.50 | Home Department |
| 11 | नगर विकास विभाग | 1,218 | 86 | 1,304 | 6.60 | Urban Development |
| 12 | सार्वजनिक आरोग्य विभाग | 32,290 | 2,362 | 34,652 | 6.82 | Public Health Department |
| 13 | गृहनिर्माण व विशेष सहाय्य विभाग. | 1,710 | 176 | 1,886 | 9.33 | Housing and Special Assistance Department. |
| 14 | सार्वजनिक बांधकाम विभाग | 33,510 | 1,664 | 35,174 | 4.73 | Public Works Department |
| 15 | ग्रामविकास विभाग | 6,255 | 779 | 7,034 | 11.07 | Rural Development Department |
| 16 | विधी व न्याय विभाग | 12,653 | 392 | 13,045 | 3.00 | Law and Judiciary Department |
| 17 | पाटबंधारे विभाग | 72,798 | 7,048 | 79,846 | 8.83 | Irrigation Department |
| 18 | वैद्यकीय शिक्षण विभाग | 24,524 | 1,790 | 26,314 | 6.80 | Medical Education Department |
| 19 | फलोद्यान व सामाजिक वनीकरण विभाग | 2,619 | 1,036 | 3,655 | 28.27 | Horticulture Department |
| 20 | विधानकार्ये विभाग | 630 | 48 | 678 | 7.08 | Legislature Affairs Department |
| | एकूण | 5,46,958 | 36,338 | 5,83,296 | 6.23 | Total |

आधार:—अर्थ व सांख्यिकी संचालनालय, महाराष्ट्र शासन, मुंबई.

Source:—Directorate of Economics and Statistics, Government of Maharashtra, Bombay.

लक्ष्मी क्रमांक/TABLE No. 25:8 (217)

25. कामगार व सेवामोजन/LABOUR AND EMPLOYMENT

तक्ता क्रमांक/TABLE No. 25.8 (2.17)

शासकीय निवासात राहणारे, घरभाडे भत्ता घेणारे वर्गवार कर्मचारी
Employees (Classwise) residing in Government accommodation and those drawing house rent allowance

शासकीय कर्मचारी गणना
Census of Government Employees
1983

| अनुक्रमांक Serial No. | जिल्हा District | शासकीय निवासात राहणाऱ्या कर्मचाऱ्यांची संख्या Number of employees residing in Government accommodation | | | | | | | घरभाडे भत्ता घेणाऱ्या कर्मचाऱ्यांची संख्या Number of employees drawing house rent allowance | | | | | | | District |
|--------------------------|--------------------|---|--------------------|---------------------|--------------------|------------------------------|-----------------------------|---|--|--------------------|---------------------|--------------------|-----------------------------|---------------------------------------|---|------------|
| | | वर्ग-१ Class—I | वर्ग-२ Class—II | वर्ग-३ Class—III | वर्ग-४ Class—IV | वर्ग १ ते ४ Class I to IV | वर्ग ५ ते ९ Class 5 to 9 | वर्ग १ ते ४ व ५ ते ९ व ० Class 1 to 4 and 5 to 9 and 0 | वर्ग-१ Class—I | वर्ग-२ Class—II | वर्ग-३ Class—III | वर्ग-४ Class—IV | वर्ग १ ते ४ Class 1 to 4 | वर्ग ५ ते ९ व ० Class 5 to 9 and 0 | वर्ग १ ते ४ व ५ ते ९ व ० Class 1 to 4 and 5 to 9 and 0 | |
| (1) | (2) | (3) | (4) | (5) | (6) | (7) | (8) | (9) | (10) | (11) | (12) | (13) | (14) | (15) | (16) | (2) |
| 1 | मुंबई | 906 | 1,226 | 27,963 | 4,755 | 34,850 | 533 | 35,38,553 | 1,161 | 1,999 | 35,176 | 15,070 | 51,396 | 80 | 51,476 | Bombay |
| 2 | ठाणे | 101 | 285 | 6,673 | 1,508 | 8,567 | 35 | 8,602 | 121 | 415 | 9,932 | 2,631 | 13,099 | .. | 13,099 | Thane |
| 3 | रायगड | 30 | 59 | 1,643 | 215 | 1,947 | .. | 1,947 | 35 | 144 | 2,514 | 629 | 3,322 | .. | 3,322 | Raigad |
| 4 | रत्नागिरी | 32 | 68 | 1,441 | 352 | 1,893 | .. | 1,893 | 37 | 182 | 3,349 | 1,251 | 4,819 | 57 | 4,876 | Ratnagiri |
| 5 | सिंधुदुर्ग | 8 | 27 | 568 | 64 | 667 | .. | 667 | 23 | 87 | 1,534 | 420 | 2,064 | .. | 2,064 | Sindhudurg |
| 6 | नाशिक | 148 | 264 | 4,633 | 852 | 5,897 | .. | 5,897 | 110 | 334 | 9,910 | 2,556 | 12,910 | 1 | 12,911 | Nashik |
| 7 | धुळे | 50 | 80 | 2,585 | 230 | 2,945 | 2 | 2,947 | 55 | 217 | 5,161 | 1,688 | 7,121 | 6 | 7,127 | Dhule |
| 8 | जळगाव | 51 | 83 | 3,068 | 804 | 4,006 | 129 | 4,135 | 60 | 255 | 4,499 | 1,501 | 6,315 | 302 | 6,617 | Jalgaon |
| 9 | अहमदनगर | 66 | 78 | 2,510 | 577 | 3,231 | 43 | 3,274 | 59 | 209 | 5,441 | 1,405 | 7,114 | 20 | 7,134 | Ahmadnagar |
| 10 | पुणे | 278 | 412 | 8,944 | 2,325 | 11,959 | 554 | 12,513 | 504 | 1,101 | 21,052 | 7,107 | 29,764 | 1,079 | 30,843 | Pune |
| 11 | सातारा | 51 | 88 | 3,147 | 942 | 4,228 | 216 | 4,444 | 81 | 251 | 5,213 | 1,696 | 7,241 | 81 | 7,322 | Satara |
| 12 | सांगली | 60 | 76 | 2,127 | 361 | 2,624 | 542 | 3,166 | 66 | 164 | 3,738 | 1,298 | 5,266 | .. | .. | Sangli |
| 13 | सोलापूर | 76 | 148 | 2,941 | 705 | 3,870 | 275 | 4,145 | 82 | 312 | 5,834 | 1,918 | 8,156 | 67 | 8,223 | Solapur |

| | | | | | | | | | | | | | | | | | |
|----|------------|----|-------|-------|----------|--------|----------|-------|----------|-------|--------|----------|--------|----------|-------|----------|------------|
| 14 | कोल्हापूर | .. | 46 | 94 | 2,208 | 577 | 2,925 | 130 | 3,055 | 93 | 391 | 6,174 | 1,912 | 8,570 | .. | 8,570 | Kolhapur |
| 15 | औरंगाबाद | .. | 182 | 181 | 3,907 | 1,408 | 5,878 | .. | 5,678 | 169 | 592 | 7,078 | 3,021 | 10,860 | .. | 10,860 | Aurangabad |
| 16 | जालना | .. | 29 | 47 | 1,253 | 106 | 1,435 | 18 | 1,453 | 23 | 76 | 2,809 | 832 | 3,740 | 979 | 4,719 | Jalna |
| 17 | परभणी | .. | 56 | 111 | 1,901 | 524 | 2,592 | 101 | 2,693 | 24 | 189 | 4,230 | 1,344 | 5,787 | 34 | 5,821 | Parbhani |
| 18 | बीड | .. | 80 | 179 | 2,552 | 608 | 3,419 | 14 | 3,433 | 24 | 146 | 3,327 | 1,400 | 4,897 | 22 | 4,919 | Beed |
| 19 | नांदेड | .. | 49 | 56 | 1,338 | 539 | 1,982 | 1 | 1,983 | 56 | 220 | 4,878 | 1,652 | 6,806 | 28 | 6,834 | Nanded |
| 20 | उस्मानाबाद | .. | 33 | 34 | 663 | 91 | 821 | 113 | 934 | 16 | 131 | 3,907 | 1,348 | 5,402 | 84 | 5,486 | Osmanabad |
| 21 | लातूर | .. | 20 | 19 | 32 | 36 | 107 | .. | 107 | 31 | 107 | 1,698 | 755 | 2,591 | 23 | 2,614 | Latur |
| 22 | बुलढाणा | .. | 33 | 37 | 1,316 | 70 | 1,456 | .. | 1,456 | 34 | 149 | 3,352 | 1,229 | 4,764 | 2 | 4,766 | Buldhana |
| 23 | अकोला | .. | 59 | 60 | 953 | 263 | 1,335 | 132 | 1,467 | 37 | 203 | 4,223 | 1,552 | 6,015 | 9 | 6,024 | Akola |
| 24 | अमरावती | .. | 65 | 114 | 2,825 | 298 | 3,302 | .. | 3,302 | 125 | 563 | 5,688 | 2,347 | 8,723 | 18 | 8,741 | Amravati |
| 25 | यवतमाळ | .. | 35 | 72 | 2,064 | 351 | 2,522 | 42 | 2,564 | 44 | 190 | 3,889 | 1,224 | 5,347 | 8 | 5,355 | Yavatmal |
| 26 | वर्धा | .. | 26 | 37 | 1,273 | 295 | 1,631 | .. | 1,631 | 29 | 112 | 2,568 | 806 | 3,515 | .. | 3,515 | Wardha |
| 27 | नागपूर | .. | 173 | 297 | 6,552 | 1,743 | 8,765 | 258 | 9,023 | 362 | 1,050 | 14,436 | 5,867 | 21,715 | 4 | 21,719 | Nagpur |
| 28 | भंडारा | .. | 46 | 45 | 1,356 | 183 | 1,630 | .. | 1,630 | 37 | 212 | 4,733 | 1,460 | 6,442 | 13 | 6,455 | Bhandara |
| 29 | चंद्रपूर | .. | 52 | 76 | 1,657 | 298 | 2,083 | .. | 2,083 | 46 | 214 | 4,955 | 1,414 | 6,629 | .. | 6,629 | Chandrapur |
| 30 | गडचिरोली | .. | 14 | 30 | 811 | 133 | 988 | 2 | 990 | 11 | 43 | 1,025 | 322 | 1,401 | 42 | 1,443 | Gadchiroli |
| 31 | दिल्ली | .. | 3 | 1 | 8 | 3 | 15 | .. | 15 | .. | .. | 26 | 46 | 72 | .. | 72 | Delhi |
| 32 | गोवा | .. | 1 | .. | .. | .. | 1 | .. | 1 | .. | 1 | 8 | 4 | 13 | .. | 13 | Goa |
| | एकूण | .. | 2,859 | 4,384 | 1,00,912 | 21,216 | 1,29,371 | 3,140 | 1,32,511 | 3,555 | 10,259 | 1,90,357 | 67,705 | 2,71,876 | 2,966 | 2,74,842 | Total |

आधार :—अर्थ व सांख्यिकी संचालनालय, महाराष्ट्र शासन, मुंबई.

Source :—Directorate of Economics and Statistics, Government of Maharashtra, Bombay.

25. कामगार व सेवायोजन/LABOURS AND EMPLOYMENT

तक्ता क्रमांक/TABLE No. 25.9 (2.18)

वयोगटानुसार कर्मचारी
Employees according to age groups

शासकीय कर्मचारी मजना
Census of Government of Employees
1983

एकूण वर्ग १ ते ४
Total Class I to IV

| अनुक्रमांक Serial No. | जिल्हा (2) | वयोगटानुसार कर्मचार्यांची संख्या No. of employees according to different Age groups | | | | | | | | | | | | | एकूण Total (16) | District (2) |
|--------------------------|---------------|--|-----------------|-----------------|-----------------|-----------|-----------|-----------|------------|------------|------------|------------|------------|--|-----------------------|-----------------|
| | | २९ आणि त्यापेक्षा कमी 29 and below (3) | 30 to 39 (4) | 40 to 44 (5) | 45 to 49 (6) | 50 (7) | 51 (8) | 52 (9) | 53 (10) | 54 (11) | 55 (12) | 56 (13) | 57 (14) | ५८ आणि पुढील 58 and above (15) | | |
| 1 | मुंबई | 28,589 | 28,383 | 11,642 | 8,413 | 1,381 | 981 | 1,105 | 1,073 | 1,170 | 1,182 | 1,031 | 1,021 | 735 | 86,706 | Bombay |
| 2 | ठाणे | 8,757 | 8,420 | 3,198 | 2,128 | 347 | 228 | 284 | 279 | 252 | 224 | 187 | 202 | 112 | 24,618 | Thane |
| 3 | रायगड | 2,691 | 3,063 | 1,252 | 916 | 158 | 118 | 128 | 143 | 110 | 107 | 94 | 82 | 65 | 8,927 | Raigad |
| 4 | रत्नागिरी | 2,430 | 3,006 | 1,407 | 1,046 | 178 | 132 | 107 | 98 | 129 | 107 | 100 | 108 | 140 | 8,988 | Ratnagiri |
| 5 | सिंधुदुर्ग | 1,087 | 1,040 | 584 | 434 | 84 | 43 | 33 | 44 | 47 | 49 | 35 | 41 | 40 | 3,561 | Sindhudurg |
| 6 | नासिक | 5,813 | 7,689 | 3,549 | 2,409 | 513 | 412 | 420 | 308 | 330 | 309 | 223 | 233 | 179 | 22,387 | Nashik |
| 7 | धुळे | 3,431 | 4,823 | 1,987 | 1,388 | 189 | 112 | 156 | 127 | 123 | 131 | 198 | 148 | 106 | 12,919 | Dhule |
| 8 | जळगाव | 3,330 | 4,283 | 2,126 | 1,521 | 319 | 144 | 143 | 122 | 133 | 161 | 116 | 136 | 149 | 12,683 | Jalgaon |
| 9 | अहमदनगर | 3,822 | 4,473 | 2,258 | 1,488 | 270 | 169 | 210 | 193 | 197 | 198 | 157 | 151 | 154 | 13,740 | Ahmadnagar |
| 10 | पुणे | 13,160 | 15,155 | 7,459 | 5,488 | 929 | 592 | 664 | 654 | 613 | 723 | 695 | 670 | 443 | 47,247 | Pune |
| 11 | सातारा | 3,707 | 4,508 | 2,580 | 2,004 | 294 | 203 | 225 | 240 | 190 | 203 | 160 | 203 | 561 | 15,078 | Satara |
| 12 | सांगली | 2,230 | 3,461 | 1,645 | 1,171 | 175 | 138 | 122 | 126 | 126 | 122 | 95 | 85 | 112 | 9,608 | Sangli |

| | | | | | | | | | | | | | | | | |
|----|------------|----------|----------|--------|--------|-------|-------|-------|-------|-------|-------|-------|-------|-------|----------|------------|
| 13 | सोलापूर | 3,842 | 5,401 | 2,340 | 1,454 | 200 | 174 | 185 | 183 | 181 | 197 | 197 | 192 | 235 | 14,781 | Solapur |
| 14 | कोल्हापूर | 2,839 | 4,866 | 2,233 | 1,717 | 243 | 185 | 251 | 185 | 188 | 196 | 166 | 156 | 195 | 13,420 | Kolhapur |
| 15 | औरंगाबाद | 4,162 | 6,047 | 2,754 | 1,761 | 297 | 182 | 255 | 240 | 174 | 215 | 213 | 169 | 152 | 16,621 | Aurangabad |
| 16 | जालना | 1,419 | 1,760 | 846 | 445 | 225 | 56 | 99 | 72 | 72 | 68 | 44 | 38 | 31 | 5,175 | Jalna |
| 17 | परभणी | 2,458 | 3,659 | 1,795 | 885 | 156 | 114 | 134 | 116 | 93 | 121 | 97 | 108 | 202 | 9,938 | Parbhani |
| 18 | बीड | 3,303 | 3,681 | 1,895 | 1,176 | 328 | 138 | 154 | 110 | 128 | 115 | 118 | 85 | 168 | 11,399 | Beed |
| 19 | नांदेड | 2,941 | 4,053 | 1,768 | 1,011 | 178 | 96 | 154 | 134 | 131 | 151 | 121 | 103 | 313 | 11,154 | Nanded |
| 20 | उस्मानाबाद | 1,189 | 1,590 | 848 | 504 | 64 | 72 | 93 | 66 | 79 | 85 | 86 | 82 | 357 | 5,115 | Osmanabad |
| 21 | लातूर | 811 | 1,269 | 711 | 375 | 55 | 52 | 56 | 44 | 37 | 26 | 35 | 40 | 55 | 3,566 | Latur |
| 22 | बुलढाणा | 1,650 | 2,451 | 1,662 | 1,191 | 184 | 124 | 109 | 108 | 79 | 92 | 58 | 61 | 92 | 7,861 | Buldana |
| 23 | अकोला | 1,950 | 3,664 | 1,921 | 1,560 | 222 | 167 | 156 | 136 | 109 | 131 | 81 | 82 | 100 | 10,279 | Akola |
| 24 | अमरावती | 2,700 | 4,251 | 2,879 | 1,702 | 279 | 196 | 176 | 187 | 158 | 151 | 151 | 134 | 129 | 13,093 | Amravati |
| 25 | यवतमाळ | 2,264 | 3,347 | 1,856 | 1,263 | 178 | 123 | 123 | 88 | 90 | 76 | 80 | 93 | 85 | 9,666 | Yavatmal |
| 26 | वर्धा | 1,234 | 2,191 | 1,236 | 888 | 135 | 106 | 109 | 79 | 69 | 75 | 54 | 50 | 52 | 6,278 | Wardha |
| 27 | नागपूर | 6,848 | 11,085 | 6,230 | 4,114 | 744 | 468 | 511 | 419 | 434 | 403 | 376 | 372 | 486 | 32,490 | Nagpur |
| 28 | भंडारा | 2,241 | 3,802 | 1,855 | 1,241 | 190 | 109 | 122 | 114 | 101 | 80 | 74 | 83 | 79 | 10,091 | Bhandara |
| 29 | चंद्रपूर | 2,248 | 3,566 | 1,976 | 1,234 | 216 | 139 | 130 | 117 | 93 | 98 | 86 | 68 | 64 | 10,035 | Chandrapur |
| 30 | गडचिरोली | 1,063 | 1,375 | 552 | 352 | 65 | 47 | 40 | 30 | 29 | 22 | 17 | 14 | 16 | 3,622 | Gadchiroli |
| 31 | दिल्ली | 27 | 30 | 20 | 10 | .. | .. | .. | .. | .. | 1 | .. | .. | .. | 88 | Delhi |
| 32 | गोवा | 3 | 4 | 4 | 2 | .. | .. | .. | 1 | .. | .. | .. | .. | .. | 14 | Goa |
| | एकूण | 1,24,239 | 1,56,396 | 75,068 | 51,291 | 8,796 | 5,820 | 6,454 | 5,836 | 5,665 | 5,819 | 5,145 | 5,010 | 5,609 | 4,61,148 | Total |

आधार :—अर्थ व सांख्यिकी संचालनालय महाराष्ट्र शासन, मुंबई.

Source :—Directorate of Economics and Statistics, Government of Maharashtra, Bombay.

25. कामगार व सेवायोजन/LABOUR AND EMPLOYMENT

तक्ता क्रमांक/TABLE No. 25.10 (2.19)

वर्गवार वयोगटानुसार कर्मचारी
Employees Classwise according to age-groupशासकीय कर्मचारी गणना
Census of Government Employees
1983

| वयोगट Age group | वर्ग-एक Class—I | वर्ग-दोन Class—II | वर्ग-तीन Class—III | वर्ग-चार Class—IV | एकूण एक ते चार Total I to IV |
|--------------------------------------|--------------------|----------------------|-----------------------|----------------------|---------------------------------|
| (1) | (2) | (3) | (4) | (5) | (6) |
| २९ आणि त्यापेक्षा कमी 29 and less | 166 | 1,276 | 94,693 | 28,104 | 1,24,239 |
| 30—39 | 1,386 | 4,150 | 1,16,055 | 34,805 | 1,56,396 |
| 40—44 | 1,028 | 2,944 | 53,374 | 17,722 | 75,068 |
| 45—49 | 1,271 | 3,042 | 34,051 | 12,927 | 51,291 |
| 50 | 358 | 554 | 5,360 | 2,524 | 8,796 |
| 51 | 275 | 407 | 3,449 | 1,689 | 5,820 |
| 52 | 323 | 476 | 3,772 | 1,883 | 6,454 |
| 53 | 308 | 466 | 3,398 | 1,664 | 5,836 |
| 54 | 360 | 448 | 3,319 | 1,538 | 5,665 |
| 55 | 309 | 472 | 3,411 | 1,627 | 5,819 |
| 56 | 332 | 434 | 3,001 | 1,378 | 5,145 |
| 57 | 298 | 358 | 3,050 | 1,304 | 5,010 |
| 58 आणि पुढील and above | 79 | 147 | 1,858 | 3,527 | 6,899 |
| एकूण/Total | 6,493 | 15,174 | 3,28,789 | 1,10,692 | 4,61,148 |

आधार :- अर्थ व सांख्यिकी संचालनालय, महाराष्ट्र शासन, मुंबई.

Source :- Directorate of Economics and Statistics, Government of Maharashtra, Bombay.

25. कामगार व सेवायोजन/LABOUR AND EMPLOYMENT

तक्ता क्रमांक/TABLE No. 25.11 (2.22)

दुकाने व संस्था अधिनियम, १९४८ याव्हालील रोजगार
Employment under Shops and Establishments Act, 1948

| अनुक्रमांक Serial No. | संस्थांचे प्रकार (2) | रोजी/As on | | Type of Establishment (2) |
|-----------------------------|----------------------------------|-------------------|-------------------|---|
| | | 31-12-1982 (3) | 31-12-1983 (4) | |
| (1) | (2) | (3) | (4) | (2) |
| | कायदा लागू असलेले नागरी विभाग | 178 | 182 | Urban areas to which the Act is applicable. |
| 1 | दुकाने— | | | <i>Shops.—</i> |
| | (अ) दुकाने | 1,42,243 | 1,48,668 | (a) Establishments. |
| | (ब) त्यातील कामगार | 3,73,965 | 3,88,174 | (b) Persons employed. |
| 2 | व्यापारी संस्था— | | | <i>Commercial Establishments.—</i> |
| | (अ) संस्था | 1,27,174 | 1,40,296 | (a) Establishments. |
| | (ब) त्यातील कामगार | 7,05,188 | 7,57,700 | (b) Persons employed. |
| 3 | जपहारागृह— | | | <i>Hotels.—</i> |
| | (अ) संस्था | 29,235 | 30,726 | (a) Establishments. |
| | (ब) त्यातील कामगार | 1,51,721 | 1,61,258 | (b) Persons employed. |
| 4 | चित्रपटगृह— | | | <i>Theatres.—</i> |
| | (अ) संस्था | 742 | 807 | (a) Establishments. |
| | (ब) त्यातील कामगार | 10,208 | 11,632 | (b) Persons employed. |
| 5 | कामगार नसलेल्या संस्थांची संख्या | 3,29,621 | 3,49,009 | Establishments having no employees. |
| | एकूण— | | | <i>Total.—</i> |
| | (अ) संस्था | 6,28,458 | 6,69,506 | (a) Establishments. |
| | (ब) त्यातील कामगारांची संख्या | 12,41,082 | 13,18,764 | (b) Persons employed. |

जाखार.—कामगार आयुक्त, महाराष्ट्र शासन, मुंबई.

Source.—Commissioner of Labour, Government of Maharashtra, Bombay.

25. कामगार व सेवायोजन/LABOUR AND EMPLOYMENT

तफ़ता क्रमांक/TABLE No. 25.L2 (2.23)

रोजगार विषयक माहिती/Employment market information

(लाक्षात/in lakh).

| मार्च बखेर बंदाजित रोजगार/Estimated employment at the end of March | | | | | | | | | | | | | | | | |
|--|---|-------------------------------------|---------------|----------------------------------|---------------|-----------------------------------|---------------|--------------------------------------|----------------|--|----------------|---------------------------------------|----------------|---------------------------------------|----------------|--|
| सार्वजनिक क्षेत्र/Public sector | | | | | | | | | | | | | | | | |
| अनुक्रमांक Serial No. | उद्योग विभागाचे वर्णन | केंद्र सरकार Central Govt. | | राज्य सरकार State Govt. | | निम- सरकारी Quasi- Govt. | | स्थानिक संस्था Local bodies | | एकूण सार्व- जनिक क्षेत्र Total public Sector | | साजगी क्षेत्र Private sector | | एकूण रोजगार Total employment | | Description of Industry Division |
| | | (1983) (3) | (1984) (4) | (1983) (5) | (1984) (6) | (1983) (7) | (1984) (8) | (1983) (9) | (1984) (10) | (1983) (11) | (1984) (12) | (1983) (13) | (1984) (14) | (1983) (15) | (1984) (16) | |
| 0 | शेती, शिकार, वनोद्योग व मत्स्योद्योग. | | | 0.33 | 0.34 | 0.10 | 0.10 | 0.02 | 0.02 | 0.45 | 0.48 | 0.01 | 0.02 | 0.46 | 0.49 | Agriculture, hunting, forestry and fishing. |
| 1 | खानकाम व दगडकाम | | | | | 0.36 | 0.38 | | | 0.36 | 0.38 | 0.01 | 0.02 | 0.37 | 0.40 | Mining and quarrying. |
| 2 and 3 | वस्तुनिर्माण | 0.72 | 0.70 | 0.11 | 0.10 | 1.26 | 1.45 | 0.02 | 0.02 | 2.11 | 2.28 | 10.34 | 9.94 | 12.45 | 12.22 | Manufacturing. |
| 4 | वीज, वायु आणि पाणी | 0.01 | 0.01 | 0.02 | 0.02 | 0.64 | 0.67 | 0.11 | 0.11 | 0.78 | 0.80 | 0.10 | 0.10 | 0.88 | 0.91 | Electricity, gas and water. |
| 5 | बांधकाम | 0.15 | 0.15 | 0.76 | 0.75 | 0.07 | 0.07 | 0.24 | 0.24 | 1.22 | 1.22 | 0.07 | 0.06 | 1.29 | 1.28 | Construction. |
| 6 | घाऊक व किरकोळ व्यापार, खानावळी आणि उपहारगृहे. | 0.01 | 0.01 | 0.01 | 0.01 | 0.10 | 0.10 | | | 0.12 | 0.13 | 0.55 | 0.55 | 0.67 | 0.68 | Wholesale and retail trade, restaurants and hotels. |
| 7 | परिवहन, साठवण व दळणवळण | 2.93 | 2.91 | 0.02 | 0.02 | 1.34 | 1.37 | 0.35 | 0.35 | 4.64 | 4.65 | 0.09 | 0.08 | 4.73 | 4.73 | Transport, storage and communications. |
| 8 | वित्त, विमा, स्थावर आणि व्यवसाय सेवा. | 0.01 | | 0.01 | 0.01 | 1.44 | 1.39 | 0.01 | 0.01 | 1.47 | 1.41 | 0.75 | 0.79 | 2.22 | 2.20 | Finance, insurance, real estate and business services. |
| 9 | सामुहिक, सामाजिक आणि व्यक्तिगत सेवा. | 1.01 | 1.04 | 3.14 | 3.19 | 0.44 | 0.46 | 4.32 | 4.48 | 8.91 | 9.17 | 1.94 | 2.03 | 10.85 | 1.12 | Community, social and personal services. |
| | एकूण | 4.84 | 4.83 | 4.40 | 4.45 | 5.75 | 5.99 | 5.07 | 5.24 | 20.06 | 20.51 | 13.86 | 13.60 | 33.92 | 34.10 | Total |

आधार.—सेवायोजन संचालनालय, महाराष्ट्र शासन, मुंबई.

Source.—Directorate of Employment, Government of Maharashtra, Bombay.

25. कामगार व सेवायोजन/LABOUR AND EMPLOYMENT

तक्ता क्रमांक/TABLE No. 25.13 (10.1)

सुती कापड उद्योग व यंत्रोत्पादक कारखान्यातील निवडक केंद्रातील गैरहजेरी
Absenteeism in Cotton Textile and Engineering industries at Selected centres.

| वर्ष आणि महिने Year and month | सुती कापड उद्योग Cotton Textile Industry | | | | | | | | रसायन व रासायनिक पदार्थांचे उत्पादन Chemical and Chemical Products | | | पेट्रोलियम व दगडी कोळसा या पदार्थांचे उत्पादन Petroleum and Coal Products |
|----------------------------------|--|--------------------|------------------|-------------------|------------------|------------------------|---------------------------------|--------------------------------|---|---------------|--------------|--|
| | मुंबई Bombay | सोलापूर Solapur | नागपूर Nagpur | जळगांव Jalgaon | नांदेड Nanded | औरंगाबाद Aurangabad | इतर केंद्रे Other centres | एकूण केंद्रे All centres | मुंबई Bombay | ठाणे Thane | पुणे Pune | मुंबई Bombay |
| (1) | (2) | (3) | (4) | (5) | (6) | (7) | (8) | (9) | (10) | (11) | (12) | (13) |
| 1965 .. | 19.26 | 15.31 | 21.38 | 14.07 | 33.87 | .. | 12.81 | 18.33 | .. | .. | .. | INR |
| 1970 .. | 19.23 | 25.40 | 21.24 | 11.50 | 32.63 | 15.89 | 15.30 | 19.60 | .. | .. | .. | INR |
| 1975 .. | 20.37 | 27.66 | 20.05 | 15.95 | 37.82 | 19.30 | 18.85 | 20.86 | 16.11 | 14.47 | 15.87 | INR |
| 1980 .. | 22.21 | 36.95 | 23.01 | 24.11 | 30.43 | 18.36 | 24.85 | 23.27 | 16.72 | 18.61 | 17.22 | .. |
| 1981 .. | 24.04 | 37.71 | 19.54 | 22.07 | 27.73 | 15.95 | 22.59 | 24.38 | 18.14 | 17.06 | 13.41 | 17.49 |
| 1982 .. | 59.39 | 29.61 | 23.85 | 25.90 | 35.39 | 19.32 | 28.17 | 32.49 | 15.90 | 17.24 | 12.78 | 45.52 |
| 1983 .. | 23.64 | 36.52 | 25.13 | 21.92 | 39.53 | 20.02 | 28.49 | 25.58 | 16.14 | 18.30 | 14.12 | 16.35 |
| जानेवारी/ January 1982 .. | 40.42 | 33.91 | 21.23 | 23.68 | 29.22 | 15.90 | 19.88 | 29.26 | 16.86 | 17.60 | 11.65 | 61.36 |
| फेब्रुवारी/ February 1982 .. | 93.11 | 37.19 | 26.50 | 27.80 | 33.77 | 15.68 | 29.52 | 35.54 | 16.45 | 17.94 | 12.91 | 100.00 |
| मार्च/ March 1982 .. | 91.69 | 36.90 | 23.39 | 26.97 | 35.96 | 22.09 | 29.75 | 34.50 | 14.84 | 16.80 | 11.64 | 100.00 |
| एप्रिल/ April 1982 .. | 95.90 | 38.81 | 23.93 | 28.22 | 38.69 | 24.42 | 30.25 | 33.41 | 17.87 | 18.55 | 14.55 | .. |
| मे/ May 1982 .. | 92.63 | 40.56 | 31.48 | 32.45 | 43.01 | 28.95 | 40.26 | 38.92 | 24.63 | 26.80 | 21.37 | 96.55 |
| जून/ June 1982 .. | 90.93 | 35.79 | 26.26 | 26.85 | 35.88 | 22.69 | 38.04 | 34.11 | 16.70 | 17.00 | 14.98 | 58.21 |
| जुलै/ July 1982 .. | 91.12 | 10.33 | 24.60 | 23.04 | 33.87 | 18.16 | 26.22 | 20.75 | 14.02 | 19.41 | 9.72 | 11.31 |
| ऑगस्ट/ August 1982 .. | 92.30 | 33.08 | 15.11 | 23.03 | INR | 16.37 | 23.83 | 25.82 | 14.80 | 14.64 | 13.36 | 14.35 |
| सप्टेंबर/ September 1982 .. | 89.73 | 33.09 | 27.73 | 23.94 | INR | 15.24 | 24.67 | 31.68 | 11.94 | 12.32 | 9.83 | 11.53 |
| ऑक्टोबर/ October 1982 .. | .. | 34.06 | 18.76 | 26.46 | 35.14 | 16.71 | 23.91 | 25.41 | 11.04 | 13.78 | 7.18 | 16.10 |
| नोव्हेंबर/ November 1982 .. | .. | 34.21 | 36.52 | 24.38 | 34.06 | 18.43 | 27.66 | 28.58 | 14.06 | 17.08 | 12.95 | 21.57 |
| डिसेंबर/ December 1982 .. | 53.39 | 33.80 | INR | 25.27 | 34.45 | 17.23 | 26.03 | 45.29 | 18.05 | 16.54 | 13.23 | 24.07 |

INR—माहिती दिली नाही/ Information not received.

तक्ता क्रमांक/TABLE No. 25.13 (10.1)

| (1) | (2) | (3) | (4) | (5) | (6) | (7) | (8) | (9) | (10) | (11) | (12) | (13) | |
|---------------------------|-----|-------|-------|-------|-------|-------|-------|-------|-------|-------|-------|-------|-------|
| जानेवारी/ January 1983 | .. | 43.14 | 32.57 | 20.95 | 26.40 | 30.80 | 15.74 | 20.45 | 37.12 | 17.06 | 17.22 | 12.41 | 17.00 |
| फेब्रुवारी/ February 1983 | .. | 34.67 | 34.58 | 24.38 | 20.38 | 37.86 | 19.41 | 34.14 | 33.39 | 11.89 | 16.85 | 11.32 | 14.07 |
| मार्च/ March 1983 | .. | 26.61 | 38.19 | 25.40 | 27.14 | .. | 22.97 | 31.02 | 23.42 | 13.85 | 17.14 | 18.84 | 14.40 |
| एप्रिल/ April 1983 | .. | 33.16 | 37.15 | 25.21 | 21.91 | .. | 24.44 | 39.09 | 33.34 | 18.28 | 19.65 | 14.02 | .. |
| मे/ May 1983 | .. | 28.30 | 41.59 | 30.30 | 22.03 | 48.66 | 29.79 | 42.34 | 31.90 | 25.08 | 26.99 | 20.58 | .. |
| जून/ June 1983 | .. | 23.95 | 38.01 | 28.56 | 23.38 | 43.26 | 21.73 | 34.72 | 27.24 | 19.65 | 19.46 | 16.32 | .. |
| जुलै/ July 1983 | .. | 18.13 | 38.52 | 24.52 | 16.36 | 40.85 | 18.66 | 24.98 | 21.92 | 11.98 | 15.14 | 11.61 | .. |
| ऑगस्ट/ August 1983 | .. | 16.40 | 31.30 | 26.65 | 19.94 | 41.82 | 16.66 | 22.45 | 20.40 | 12.15 | 14.16 | 9.81 | 14.44 |
| सप्टेंबर/ September 1983 | .. | 15.30 | 33.73 | 23.68 | 21.61 | 37.34 | 20.03 | 30.02 | 18.44 | 14.87 | 16.34 | 16.88 | 17.98 |
| ऑक्टोबर/ October 1983 | .. | 15.14 | 34.26 | 19.35 | 21.50 | 37.43 | 17.40 | 23.99 | 18.43 | 14.15 | 13.94 | 10.96 | 15.79 |
| नोव्हेंबर/ November 1983 | .. | 14.34 | 42.31 | 23.19 | 21.83 | 37.77 | 17.86 | 15.72 | 18.64 | 18.19 | 18.98 | 13.33 | 19.51 |
| डिसेंबर/ December 1983 | .. | 14.57 | 35.95 | 29.34 | 20.40 | .. | 15.56 | 22.91 | 17.77 | 17.15 | 23.67 | 13.39 | 18.01 |

संख्या क्रमांक/TABLE No. 25.13 (10.1)- contd.

| वर्ष आणि महिने Year and month | धातूचे उत्पादन Metal Products | | विद्युत यंत्रसामग्री व्यतिरिक्त यंत्रसामग्री Machinery Except Electrical Machinery | | | | | विद्युत यंत्रसामग्री Electrical Machinery | | परिवहन सामग्री Transport Equipment | | |
|----------------------------------|----------------------------------|-----------------|---|---------------|--------------|--------------------|------------------|--|-----------------|---------------------------------------|-----------------|---------------|
| | मुंबई Bombay | रायगड Raigad | मुंबई Bombay | ठाणे Thane | पुणे Pune | सोलापूर Solapur | सातारा Satara | कोल्हापूर Kolhapur | मुंबई Bombay | पुणे Pune | मुंबई Bombay | ठाणे Thane |
| (1) | (14) | (15) | (16) | (17) | (18) | (19) | (20) | (21) | (22) | (23) | (24) | (25) |
| 1965 | .. | .. | .. | .. | .. | .. | .. | .. | .. | .. | .. | .. |
| 1970 | .. | .. | .. | .. | .. | .. | .. | .. | .. | .. | .. | .. |
| 1975 | 15.08 | 13.99 | 10.94 | 17.29 | 15.04 | 13.71 | 11.21 | 13.48 | 17.87 | 17.32 | 21.00 | 13.55 |
| 1980 | 17.60 | 15.22 | 10.38 | .. | 17.91 | 16.01 | 12.11 | 18.05 | 13.35 | 14.04 | 17.68 | 11.14 |
| 1981 | 16.30 | .. | 16.13 | .. | 14.04 | 16.04 | 12.11 | 10.93 | 15.91 | .. | 22.48 | 13.31 |
| 1982 | 18.50 | 12.45 | 8.96 | .. | 16.42 | 16.40 | 11.75 | 10.27 | 17.99 | 16.28 | 17.46 | 12.46 |
| 1983 | 19.42 | 15.23 | 15.20 | .. | 14.57 | 13.07 | 11.94 | 16.01 | 19.78 | 20.32 | 21.24 | 13.32 |
| जानेवारी/January 1982 | 17.34 | 14.47 | 17.20 | .. | 12.90 | 12.80 | 9.28 | 10.27 | 15.95 | 16.72 | 15.05 | 10.92 |
| फेब्रुवारी/February 1982 | 18.31 | .. | 8.61 | .. | 13.56 | 17.59 | 12.01 | .. | 17.19 | 17.27 | 15.99 | 12.03 |
| मार्च/March 1982 | 18.17 | .. | 7.58 | .. | 29.63 | 16.37 | 11.34 | .. | 17.60 | 16.81 | 14.37 | 11.61 |
| एप्रिल/April 1982 | 19.16 | .. | 6.84 | .. | 14.13 | 18.12 | 12.74 | .. | 21.61 | 16.83 | 21.00 | 15.66 |
| मे/May 1982 | 28.62 | .. | 27.12 | .. | 19.88 | 20.36 | 18.28 | .. | 32.51 | 20.11 | 22.26 | 20.43 |
| जून/June 1982 | 19.80 | .. | 18.32 | .. | 28.23 | 21.43 | 14.18 | .. | 22.43 | .. | 16.89 | 11.15 |
| जुलै/July 1982 | 16.56 | .. | 14.26 | .. | 11.12 | 14.39 | 9.96 | .. | 14.24 | 13.21 | 14.00 | 11.24 |
| ऑगस्ट/August 1982 | 15.52 | 10.39 | 15.03 | .. | 13.06 | 14.32 | 9.91 | .. | 15.29 | 13.13 | 19.83 | 10.35 |
| सप्टेंबर/September 1982 | 15.07 | .. | 13.37 | .. | 10.97 | 13.19 | 10.69 | .. | 12.93 | .. | 16.78 | 8.83 |
| ऑक्टोबर/October 1982 | 15.42 | .. | 13.41 | .. | 9.72 | 13.83 | 8.78 | .. | 12.84 | .. | 14.57 | 9.95 |
| नोव्हेंबर/November 1982 | 17.54 | .. | 14.75 | .. | 19.08 | 16.16 | 9.28 | .. | 17.48 | .. | 20.14 | 11.82 |
| डिसेंबर/December 1982 | 19.44 | .. | 17.65 | .. | 13.84 | 18.27 | 13.92 | .. | 16.43 | 16.21 | 18.66 | 15.26 |

TABLE No. 25.13 (10.1)—*contd.*

| (1) | (14) | (15) | (16) | (17) | (18) | (19) | (20) | (21) | (22) | (23) | (24) | (25) |
|---------------------------|-------|-------|-------|------|-------|-------|-------|-------|-------|-------|-------|-------|
| जानेवारी/ January 1983 | 19.32 | .. | .. | .. | 15.26 | 14.10 | 9.92 | .. | 16.12 | .. | 18.77 | 12.81 |
| फेब्रुवारी/ February 1983 | 19.19 | 14.99 | 14.51 | .. | 12.00 | 16.46 | 10.21 | 7.57 | 16.00 | .. | 18.40 | 11.59 |
| मार्च/ March 1983 | 18.02 | 16.07 | 15.00 | .. | 11.70 | 14.78 | 11.37 | 8.47 | 16.88 | .. | 18.26 | 14.01 |
| एप्रिल/ April 1983 | 20.01 | 18.94 | 16.48 | .. | 14.63 | 10.50 | 20.19 | 11.32 | 30.11 | 21.17 | 20.82 | 14.36 |
| मे/ May 1983 | 31.82 | 28.00 | 26.08 | .. | 20.37 | 22.16 | 18.53 | 15.43 | 29.43 | 22.47 | 27.89 | 21.45 |
| जून/ June 1983 | 23.38 | 15.02 | 20.62 | .. | 17.67 | 15.31 | .. | 22.30 | 22.12 | 16.09 | 24.82 | 13.31 |
| जुलै/ July 1983 | 17.07 | 14.35 | 14.42 | .. | 11.21 | 11.81 | .. | 29.93 | 14.76 | .. | 21.31 | 12.20 |
| ऑगस्ट/ August 1983 | 14.50 | 9.43 | 10.16 | .. | 13.00 | 12.28 | 7.42 | 30.83 | 14.03 | .. | 19.44 | 9.51 |
| सप्टेंबर/ September 1983 | 17.08 | 13.13 | 12.27 | .. | 13.08 | 15.03 | 10.42 | 25.24 | 16.44 | .. | 22.61 | 12.75 |
| ऑक्टोबर/ October 1983 | 15.35 | 9.96 | 8.97 | .. | 10.69 | 9.19 | 8.81 | 7.29 | 13.94 | .. | 20.97 | 9.48 |
| नोव्हेंबर/ November 1983 | 19.31 | 16.32 | 15.24 | .. | 21.86 | .. | 11.28 | 9.31 | 17.00 | .. | 21.93 | 14.66 |
| डिसेंबर/ December 1983 | 17.17 | 11.37 | 13.50 | .. | 13.42 | .. | 11.27 | 8.39 | 15.81 | 21.54 | 19.65 | 13.76 |

आंधार : कामगार आयुक्त, महाराष्ट्र शासन, मुंबई

Source.— Commissioner of Labour, Government of Maharashtra, Bombay.

25. कामगार व सेवायोजन/LABOUR AND EMPLOYMENT

तबता क्रमांक/TABLE No. 25.14 (10,2)

औद्योगिक तंटे/Industrial disputes

| वर्ष आणि महिने Year and month | कापड गिरण्या/ Textiles | | | | यंत्रोत्पादक कारखाने/ Engineering | | | | संकीर्ण Miscellaneous | | | | एकूण Total | | | |
|----------------------------------|----------------------------------|--|--------------------------|---|--------------------------------------|--|-----------------------|---|----------------------------------|--|--------------------------|---|----------------------------------|--|-----------|---|
| | संपांची संख्या No. of strikes | संपांवरील कामगारांची संख्या No. of workers involved | | बाया गेलेल्या मनुष्य दिवसांची संख्या No. of mandays lost | संपांची संख्या No. of strikes | संपांवरील कामगारांची संख्या No. of workers involved | | बाया गेलेल्या मनुष्य दिवसांची संख्या No. of mandays lost | संपांची संख्या No. of strikes | संपांवरील कामगारांची संख्या No. of workers involved | | बाया गेलेल्या मनुष्य दिवसांची संख्या No. of mandays lost | संपांची संख्या No. of strikes | संपांवरील कामगारांची संख्या No. of workers involved | | बाया गेलेल्या मनुष्य दिवसांची संख्या No. of mandays lost |
| | | प्रत्यक्ष Directly | अप्रत्यक्ष Indirectly | प्रत्यक्ष Directly | | अप्रत्यक्ष Indirectly | प्रत्यक्ष Directly | अप्रत्यक्ष Indirectly | | प्रत्यक्ष Directly | अप्रत्यक्ष Indirectly | प्रत्यक्ष Directly | | अप्रत्यक्ष Indirectly | | |
| | (2) | (3) | (4) | | (5) | (6) | | (7) | (8) | | (9) | | (10) | (11) | (12) | (13) |
| 1960 | 37 | 1,00,469 | 5,877 | 1,63,833 | 49 | 32,265 | 1,87,992 | 176 | 1,34,219 | 3,607 | 6,49,628 | 262 | 2,66,953 | 9,484 | 10,01,453 | |
| 1965 | 87 | 4,14,626 | 434 | 4,69,648 | 162 | 26,398 | 2,13,757 | 343 | 1,14,274 | 2,418 | 6,98,639 | 592 | 5,55,258 | 2,931 | 13,82,044 | |
| 1970 | 102 | 1,69,990 | 6,959 | 6,19,684 | 222 | 52,663 | 4,542 | 6,19,929 | 344 | 1,26,382 | 1,856 | 10,12,102 | 668 | 3,48,035 | 13,357 | 22,51,715 |
| 1975 | 112 | 27,347 | 2,752 | 12,04,886 | 379 | 57,592 | 1,050 | 5,01,926 | 319 | 52,406 | 621 | 3,93,198 | 810 | 1,37,345 | 4,423 | 11,00,010 |
| 1980 | 65 | 60,946 | 5,590 | 2,23,794 | 101 | 31,049 | 688 | 20,00,134 | 165 | 55,769 | 1,000 | 27,11,130 | 331 | 1,47,764 | 7,278 | 49,37,058 |
| 1981 | 80 | 1,08,059 | 2,819 | 21,07,809 | 113 | 34,114 | 1,752 | 12,19,461 | 130 | 35,686 | 3,248 | 14,58,464 | 323 | 1,75,859 | 7,819 | 47,85,734 |
| 1982 | 97 | 1,86,483 | 638 | 4,18,81,209 | 88 | 22,168 | 379 | 20,58,627 | 109 | 34,653 | 1,360 | 25,93,300 | 294 | 2,43,304 | 2,377 | 4,65,33,136 |
| 1983 | 85 | 1,82,863 | 221 | 1,34,60,103 | 75 | 17,674 | 1,433 | 10,62,543 | 103 | 20,253 | 268 | 21,81,748 | 263 | 2,20,740 | 1,922 | 1,67,04,394 |
| जानेवारी/January 1982 | 79 | 1,72,061 | 95 | 25,95,770 | 24 | 6,437 | 200 | 2,76,278 | 41 | 12,373 | 71 | 2,87,883 | 144 | 1,90,571 | 366 | 31,59,931 |
| फेब्रुवारी/February 1982 | 84 | 1,73,250 | 245 | 41,15,362 | 20 | 5,726 | 411 | 1,16,083 | 48 | 8,760 | 98 | 2,24,486 | 152 | 1,87,736 | 754 | 44,55,921 |
| मार्च/March 1982 | 83 | 1,73,220 | 245 | 45,66,365 | 23 | 4,836 | 418 | 1,35,399 | 47 | 12,678 | 218 | 2,72,805 | 153 | 1,50,734 | 881 | 49,74,569 |
| एप्रिल/April 1982 | 71 | 1,72,367 | 395 | 42,36,680 | 23 | 4,412 | 479 | 2,10,114 | 36 | 9,963 | 53 | 2,63,755 | 130 | 1,86,742 | 627 | 47,10,549 |
| मे/May 1982 | 71 | 1,72,367 | 95 | 40,18,223 | 20 | 6,031 | 531 | 2,43,600 | 23 | 7,458 | 53 | 2,13,397 | 124 | 1,85,896 | 679 | 44,75,220 |
| जून/June 1982 | 72 | 1,72,461 | 15 | 37,31,542 | 25 | 4,953 | 431 | 2,08,220 | 18 | 5,636 | 32 | 1,38,093 | 115 | 1,83,050 | 478 | 40,77,855 |
| जुलै/July 1982 | 73 | 1,72,476 | 15 | 37,30,711 | 28 | 4,545 | 297 | 1,99,871 | 19 | 5,536 | 30 | 1,48,918 | 120 | 1,82,557 | 342 | 40,79,500 |
| ऑगस्ट/August 1982 | 70 | 1,72,436 | 15 | 34,25,225 | 27 | 6,911 | 86 | 1,90,338 | 19 | 5,826 | 30 | 1,72,896 | 116 | 1,83,173 | 131 | 37,98,369 |
| सप्टेंबर/September 1982 | 71 | 1,70,702 | 15 | 32,52,413 | 23 | 3,872 | 72 | 1,20,775 | 20 | 8,520 | 107 | 1,87,492 | 114 | 1,83,094 | 194 | 35,60,680 |
| ऑक्टोबर/October 1982 | 67 | 1,60,822 | 15 | 30,01,640 | 21 | 3,023 | 50 | 1,11,920 | 24 | 6,950 | 52 | 1,76,622 | 112 | 1,70,795 | 117 | 32,90,152 |
| नोव्हेंबर/November 1982 | 63 | 1,59,963 | 15 | 26,74,815 | 25 | 3,500 | 90 | 1,22,060 | 22 | 10,298 | 52 | 2,31,587 | 110 | 1,73,761 | 157 | 30,28,462 |
| डिसेंबर/December 1982 | 61 | 1,59,857 | 15 | 25,22,593 | 26 | 5,960 | 36 | 1,23,969 | 26 | 10,352 | 746 | 2,75,366 | 113 | 1,76,369 | 797 | 29,21,928 |

साधारण/ TABLE No. 25/4 (10.2)

| (1) | (2) | (3) | (4) | (5) | (6) | (7) | (8) | (9) | (10) | (11) | (12) | (13) | (14) | (15) | (16) | (17) |
|-------------------------|-----|----------|-----|-----------|-----|-------|-------|----------|------|--------|------|----------|------|----------|-------|-----------|
| जनवरी/January 1983 | 66 | 1,58,737 | 221 | 22,62,000 | 20 | 3,492 | 223 | 1,02,904 | 29 | 14,696 | 19 | 3,40,859 | 115 | 1,78,895 | 463 | 27,26,821 |
| फरवरी/February 1983 | 68 | 1,62,182 | 63 | 18,78,340 | 18 | 3,409 | 204 | 62,775 | 32 | 14,560 | .. | 3,48,439 | 118 | 1,80,170 | 265 | 24,09,556 |
| मार्च/March 1983 | 68 | 1,60,297 | 15 | 18,97,887 | 22 | 4,709 | 204 | 1,04,820 | 40 | 17,917 | 19 | 2,73,361 | 130 | 1,82,049 | 238 | 21,95,208 |
| एप्रिल/April 1983 | 66 | 1,58,680 | .. | 15,37,483 | 21 | 4,309 | 134 | 69,753 | 36 | 9,855 | .. | 1,99,766 | 123 | 1,71,964 | 134 | 18,06,374 |
| मै/May 1983 | 64 | 1,54,771 | .. | 19,65,888 | 19 | 3,089 | 134 | 63,598 | 37 | 7,186 | .. | 1,63,235 | 120 | 1,65,016 | 134 | 15,92,696 |
| जून/June 1983 | 49 | 1,00,112 | .. | 13,28,887 | 20 | 4,674 | 194 | 83,867 | 34 | 9,988 | 12 | 1,93,932 | 106 | 1,14,624 | 146 | 15,16,679 |
| जुलै/July 1983 | 43 | 71,818 | .. | 10,38,992 | 24 | 4,969 | 133 | 82,036 | 35 | 6,781 | 108 | 1,37,807 | 102 | 83,157 | 238 | 12,55,635 |
| अगस्त/August 1983 | 48 | 60,058 | .. | 8,65,884 | 24 | 4,863 | 240 | 85,880 | 31 | 8,649 | .. | 1,06,031 | 95 | 72,765 | 240 | 10,76,624 |
| सप्टेंबर/September 1983 | 48 | 89,284 | 76 | 6,39,542 | 26 | 5,481 | 304 | 1,15,802 | 27 | 4,793 | 26 | 81,239 | 95 | 99,498 | 496 | 8,42,184 |
| ऑक्टोबर/October 1983 | 38 | 27,861 | 13 | 1,91,888 | 17 | 3,864 | 238 | 86,925 | 30 | 3,009 | 12 | 84,127 | 77 | 34,734 | 263 | 3,92,950 |
| नोव्हेंबर/November 1983 | 25 | 32,437 | .. | 1,94,062 | 25 | 3,731 | 507 | 76,907 | 34 | 6,481 | 147 | 1,55,096 | 80 | 44,849 | -654 | 4,26,061 |
| डिसेंबर/December 1983 | 26 | 31,794 | .. | 2,38,223 | 27 | 4,800 | 1,021 | 1,07,919 | 28 | 4,439 | 142 | 97,354 | 75 | 41,023 | 1,163 | 4,63,606 |

साधारण : कामगार भावना, महाराष्ट्र सरकार, मुंबई.
 Source.—Commissioner of Labour, Government of Maharashtra, Bombay.

25. **कार्यवाही व नियुक्ति/LABOUR AND EMPLOYMENT**

तबला नमूना/TABLE No. 25.15 (10-3)

श्रमिक नुकसान भरपाई कायदा, १९२३ खालील प्रकरणे.
Cases decided under Workmen's Compensation Act, 1923

| क्र.सं. Serial No. | जिल्हा District | न. प्रतिलेखी प्रकरणे Non-contested cases | | प्रतिलेखी प्रकरणे Contested cases | | समझौता झालेली प्रकरणे Cases of agreement | | जिल्हा District |
|-----------------------|--------------------|---|---------|--------------------------------------|---------|---|---------|--------------------|
| | | 1982-83 | 1983-84 | 1982-83 | 1983-84 | 1982-83 | 1983-84 | |
| | | (3) | (4) | (5) | (6) | (7) | (8) | |
| 1 | महाराष्ट्र | 170 | 143 | 225 | 267 | 209 | 208 | Greater Bombay |
| 2 | ठाणे | 43 | 74 | 34 | 45 | 16 | 16 | Thane |
| 3 | सांगली | 12 | 21 | 4 | 18 | 7 | 24 | Saangli |
| 4 | रायगड | 19 | 43 | .. | .. | 1 | 1 | Raygad |
| 5 | सिंधुदुर्ग | .. | .. | .. | .. | .. | .. | Sindhudurg |
| 6 | नाशिक | 48 | 60 | 15 | 56 | 3 | 6 | Nashik |
| 7 | धुळे | 8 | .. | 14 | .. | .. | .. | Dhule |
| 8 | जालगाव | 37 | 22 | .. | .. | 4 | .. | Jalgaon |
| 9 | अहमदनगर | 9 | 23 | 2 | 2 | 6 | 20 | Ahmadnagar |
| 10 | पुणे | 49 | 41 | 22 | 25 | 28 | 23 | Pune |
| 11 | सातारा | 8 | 32 | 17 | 10 | 4 | 22 | Satara |
| 12 | सांगली | .. | .. | .. | .. | .. | .. | Saangli |
| 13 | सोलापूर | 27 | 29 | 14 | 24 | 2 | 2 | Solapur |
| 14 | कोल्हापूर | 19 | 45 | 7 | 37 | 12 | 21 | Kolhapur |
| 15 | औरंगाबाद | 10 | .. | 6 | .. | 4 | .. | Aurangabad |
| 16 | जाल्हा | 8 | 1 | .. | 1 | .. | .. | Jalaha |
| 17 | परभणी | 3 | 2 | 9 | 12 | .. | .. | Parbhani |
| 18 | बीड | 10 | 5 | 10 | 17 | .. | .. | Beed |
| 19 | नांदेड | 9 | .. | 5 | 19 | 2 | .. | Nanded |
| 20 | अहमदनगर | 6 | 10 | 5 | .. | 1 | .. | Ahmadnagar |
| 21 | लातूर | .. | .. | .. | .. | .. | .. | Latur |
| 22 | हिंगणजा | 3 | 10 | 3 | 8 | 2 | .. | Hinganga |
| 23 | अकोला | 13 | .. | 2 | .. | 11 | .. | Akola |
| 24 | अमरावती | 15 | 11 | 14 | 9 | 2 | 7 | Amravati |
| 25 | यवतमाळ | 9 | 9 | 4 | 9 | .. | .. | Yavatmal |
| 26 | वार्धा | 12 | 1 | 3 | .. | 2 | .. | Wardha |
| 27 | महाराष्ट्र | 76 | 48 | 37 | 17 | 14 | 14 | Maharashtra |
| 28 | सांगली | 8 | 21 | 3 | .. | 4 | 2 | Saangli |
| 29 | पुणे | 44 | 41 | 27 | 2 | 1 | .. | Pune |
| 30 | गडचिरोली | .. | .. | .. | .. | .. | .. | Gadchiroli |
| महाराष्ट्र एकूण | | 663 | 624 | 596 | 689 | 335 | 366 | Maharashtra State |

महाराष्ट्र - महाराष्ट्र शासनाचे कामकाज, महाराष्ट्र शासन, मुंबई.

Office of the Commissioner for Workmen's Compensation, Government of Maharashtra, Bombay.

25. कामगार व सेवायोजन/LABOUR AND EMPLOYMENT

तक्ता क्रमांक/TABLE No. 25.16 (10-4)

सेवा योजनासंबंधीची सांख्यिकी/ Employment exchange statistics

| अनुक्रमांक Serial No. | सेवायोजन केंद्राचे नाव (2) | नवीन नोंदणी केलेल्यांची संख्या No. of registrations | | जाहीर केलेल्या रिकाम्या जागांची संख्या No. of vacancies notified | | नोकरी मिळालेल्यांची संख्या No. of placements | | पदावरील उमेदवारांची संख्या No. On live रोजी/ on register | | Name of the employment exchange (2) |
|-----------------------------|---------------------------------|--|----------------|---|----------------|---|----------------|--|-----------------|--|
| | | 1982-83 (3) | 1983-84 (4) | 1982-83 (5) | 1983-84 (6) | 1982-83 (7) | 1983-84 (8) | 31-3-83 (9) | 31-3-84 (10) | |
| 1 | वि. से. कें. मुंबई | 40,595 | 46,055 | 6,468 | 7,236 | 2,997 | 3,287 | 1,46,147 | 3,08,484 | R.E.E. Bombay |
| 2 | उ. वि. से. कें. मुंबई | 68,741 | 64,832 | 8,863 | 6,274 | 4,084 | 2,514 | 2,29,310 | 2,91,240 | S.R.E.E. Bombay |
| 3 | घाटकोपर (मुंबई) | 11,917 | 15,620 | 5,396 | 5,364 | 1,408 | 1,423 | 16,355 | 21,099 | Ghatkopar (Bombay) |
| 4 | ठाणे | 31,502 | 30,271 | 4,181 | 5,303 | 1,253 | 1,222 | 50,886 | 59,645 | Thane |
| 5 | वाशी (ठाणे) | 3,760 | 3,698 | 548 | 515 | 220 | 134 | 5,916 | 5,956 | Washi (Thane) |
| 6 | अलीबाग (रायगड) | 11,383 | 11,163 | 1,343 | 1,330 | 1,037 | 991 | 22,306 | 23,155 | Alibag (Raigad) |
| 7 | पनवेल (रायगड) | 2,266 | 2,908 | 592 | 724 | 522 | 437 | 6,617 | 7,450 | Panvel (Raigad) |
| 8 | रत्नागिरी | 11,719 | 9,388 | 1,641 | 1,749 | 1,313 | 604 | 12,869 | 15,903 | Ratnagiri |
| 9 | सिंधुदुर्ग | 2,997 | 9,022 | 295 | 1,143 | 173 | 402 | 14,501 | 17,675 | Sindhudurg |
| 10 | नाशिक | 22,412 | 23,508 | 4,891 | 3,168 | 1,884 | 1,539 | 61,683 | 68,429 | Nashik |
| 11 | धुळे | 13,287 | 13,417 | 795 | 1,138 | 286 | 423 | 28,388 | 31,661 | Dhule |
| 12 | जळगाव | 19,981 | 20,694 | 2,688 | 2,033 | 812 | 908 | 40,777 | 48,160 | Jalgaon |
| 13 | अहमदनगर | 15,884 | 19,859 | 2,199 | 1,885 | 1,397 | 661 | 31,076 | 39,850 | Ahmadnagar |
| 14 | पुणे | 42,492 | 44,431 | 5,537 | 6,572 | 3,589 | 3,488 | 68,277 | 77,281 | Pune |
| 15 | पिंपरी (पुणे) | 7,958 | 8,289 | 3,047 | 2,939 | 1,110 | 1,105 | 9,953 | 12,193 | Pimpri (Pune) |
| 16 | सातारा | 17,314 | 20,128 | 1,641 | 1,725 | 685 | 452 | 29,446 | 32,325 | Satara |
| 17 | सांगली | 16,267 | 20,029 | 1,944 | 1,823 | 706 | 1,001 | 29,059 | 35,186 | Sangli |
| 18 | सोलापूर | 17,431 | 20,992 | 1,782 | 1,108 | 1,246 | 776 | 43,073 | 48,009 | Solapur |
| 19 | कोल्हापूर | 23,600 | 28,884 | 1,716 | 2,445 | 921 | 1,226 | 56,516 | 62,563 | Kolhapur |
| 20 | औरंगाबाद | 19,844 | 19,038 | 1,994 | 1,781 | 1,413 | 641 | 35,195 | 44,252 | Aurangabad |
| 21 | जालना | 1,769 | 5,197 | 320 | 441 | 394 | 163 | 8,847 | 11,287 | Jalna |
| 22 | परभणी | 8,111 | 9,648 | 434 | 291 | 285 | 338 | 21,305 | 24,557 | Parbhani |
| 23 | बीड | 8,825 | 10,072 | 1,466 | 1,683 | 865 | 763 | 24,881 | 27,366 | Beed |
| 24 | नांदेड | 18,095 | 12,639 | 542 | 468 | 465 | 399 | 37,962 | 33,595 | Nanded |
| 25 | उस्मानाबाद | 9,761 | 7,402 | 723 | 399 | 600 | 206 | 15,825 | 20,609 | Osmana bad |
| 26 | लातूर | 2,276 | 10,645 | 68 | 372 | 62 | 210 | 19,694 | 26,019 | Latour |
| 27 | बुलढाणा | 7,734 | 8,935 | 665 | 1,150 | 471 | 742 | 22,311 | 24,177 | Buldana |
| 28 | अकोला | 15,468 | 21,652 | 1,541 | 2,212 | 1,391 | 1,101 | 33,355 | 43,051 | Akola |
| 29 | अमरावती | 19,244 | 24,477 | 1,065 | 1,254 | 946 | 688 | 53,510 | 65,811 | Amravati |
| 30 | यवतमाळ | 11,342 | 16,222 | 1,275 | 1,781 | 955 | 1,009 | 30,178 | 37,072 | Yavatmal |
| 31 | वर्धा | 8,756 | 10,459 | 830 | 1,174 | 465 | 455 | 30,098 | 34,285 | Wardha |
| 32 | नागपूर | 43,629 | 38,787 | 4,672 | 5,959 | 2,662 | 5,079 | 2,05,480 | 2,18,771 | Nagpur |
| 33 | भंडारा | 12,264 | 12,452 | 1,186 | 1,374 | 624 | 538 | 47,860 | 51,256 | Bhandara |
| 34 | चंद्रपूर | 7,813 | 9,465 | 930 | 869 | 824 | 695 | 27,171 | 31,664 | Chandrapur |
| 35 | गडचिरोली | 877 | 6,103 | 161 | 640 | 73 | 339 | 3,542 | 8,300 | Gadchiroli |
| 36 | बाळापूर | 17,346 | 13,315 | 2,084 | 2,086 | 1,412 | 1,455 | 38,646 | 36,715 | Ballar pur |
| 37 | वि. से. मा. व स. कें. मुंबई | 3,310 | 3,605 | 2,385 | 5,339 | 215 | 247 | 5,008 | 5,326 | U.E.I. and G.B. Bombay. |
| 38 | वि. से. मा. व स. कें. पुणे | 2,487 | 2,851 | 2,614 | 1,345 | 492 | 409 | 2,800 | 3,070 | U.E.I. and G.B. Pune, |
| 39 | वि. से. मा. व स. कें. नागपूर | 3,536 | 3,585 | 1,681 | 2,021 | 507 | 348 | 7,412 | 7,709 | U.E.I. and G.B. Nagpur. |
| 40 | वि. से. मा. व स. कें. औरंगाबाद | 2,000 | 2,285 | 371 | 561 | 295 | 314 | 4,076 | 4,531 | U.E.I. and G.B. Aurangabad. |
| 41 | वि. से. मा. व स. कें. कोल्हापूर | 2,263 | 2,450 | 1,248 | 1,433 | 357 | 150 | 3,592 | 4,192 | U.E.I. and G.B. Kolhapur. |
| 42 | शा. अ. वि. से. कें. मुंबई | 751 | 1,048 | 365 | 319 | 288 | 349 | 943 | 1,208 | Spl.E.E. for P.H.P. Bombay. |
| महाराष्ट्र राज्य | | 6,09,007 | 6,65,580 | 84,187 | 89,446 | 41,936 | 39,231 | 15,82,845 | 19,62,097 | Maharashtra State |

टीप.—(१) वि. से. कें.—विभागीय सेवायोजन केंद्र. (२) उ. वि. से. कें.—उप-विभागीय सेवायोजन केंद्र. (३) वि. से. मा. व स. कें.—विद्यापीठ सेवायोजन माहिती व सल्लागार केंद्र. (४) से. कें.—सेवायोजन केंद्र. (५) शा. अ. वि. से. कें.—शारीरिक अक्षमतासाठी विशेष सेवायोजन केंद्र.

Note.—(i) R.E.E.—Regional Employment Exchange; (ii) S.R.E.E.—Sub-Regional Employment Exchange; (iii) U.E.I. and G.B.—University Employment Information and Guidance Bureau; (iv) E.E.—Employment Exchange. (v) SPL.E.E. For PHP—Special Employment Exchange for Physically Handicapped Persons.

आ.प्रार.—सेवायोजन संचालनालय, महाराष्ट्र शासन, मुंबई.

Source.—Directorate of Employment, Government of Maharashtra, Bombay.

25. कामगार व सेवायोजन/LABOUR AND EMPLOYMENT

तक्ता क्रमांक/TABLE No. 25-17 (10-5)

नोंदणीकृत कामगार संघटनांची संख्या, सभासद संख्या, उत्पन्न, खर्च व निधी
Number, membership, income, expenditure and funds of registered trade unions

| वर्ष Year | कामगार संघटना (संख्या) No. of trade Unions | | विवरणपत्र सादर करणाऱ्यांचे शेकडा प्रमाण Percentage response | वर्षाखेर विवरण- पत्र सादर कर- णाऱ्या संघटनांची सभासद संख्या (हजारत) Membership of those who submit returns at the end of the year (No. in thousand) | वर्षाच्या मुक्तातीची शिल्लक घेऊन संबंधित वर्षातील उत्पन्न (रुपये हजारत) Income during the year under consideration including open- ing balance (Rs. in thousand) | संबंधित वर्षातील खर्च (रुपये हजारत) Expenditure during the year under consideration (Rs. in thousand) | वर्षे बंधे रोस शिल्लक असलेला निधी (रुपये हजारत) Balance funds at the close of the year (Rs. in thousand) |
|----------------------------|---|---|---|--|---|---|--|
| | नोंदलेल्या Registered | विवरणपत्र सादर करणाऱ्या Submitting returns | | | | | |
| (1) | (2) | (3) | (4) | (5) | (6) | (7) | (8) |
| 1960-61 | 1,417 | 833* | 59 | 578 | 2,873 | 2,500 | 4,282 |
| 1964-65 | 1,877 | 1,050* | 56 | 934 | 6,430 | 4,785 | 7,980 |
| रोजो/As on— | | | | | | | |
| 31st/डिसेंबर/December 1965 | 2,071 | 1,088* | 53 | 790 | 4,735 | 3,789 | 6,865 |
| 31st/डिसेंबर/December 1970 | 2,659 | 1,091 | 41 | 776 | 10,508 | 8,190 | 15,872 |
| 31st/डिसेंबर/December 1975 | 3,657 | 1,950 | 57 | 1,466 | 61,357 | 23,132 | 38,225 |
| 31st/डिसेंबर/December 1980 | 3,461 | 2,248 | 64 | 2,248@ | 60,095@ | 45,171@ | 86,617@ |
| 31st/डिसेंबर/December 1981 | 3,346 | 2,360 | 70 | 2,160@ | 64,938@ | 47,630@ | 94,677@ |
| 31st/डिसेंबर/December 1982 | 3,666 | 2,008 | 55 | 2,008 | 74,437 | 60,951 | 1,00,978 |
| 31st/डिसेंबर/December 1983 | 3,545 | 2,384 | 67 | 2,575 | 80,306 | 66,071 | 1,19,628 |

टीप.—(१) *ह्यांत १७ संघटनांचा समावेश आहे.

Note.—(1) *This includes 17 federations.

(२) @ सुधारित

(2) @ Revised

जाखार.—कामगार वायुक्त, महाराष्ट्र शासन, मुंबई.

Source.—Commissioner of Labour, Government of Maharashtra, Bombay.

25. कामगार व सेवायोजन

तबता क्रमांक/

अघात झालेल्या कामगारांची संख्या व
Number of workers who were involved in accidents

| वस्तुक्रमांक No. | वर्ग (1) | कामावरील कामगारांची दैनिक सरासरी (प्रौढ) Average number of workers employed per day (adults) | | वर्षभराला ज्यांना अंतिम भरपाई दिली अशी प्रकरणे/दुखापतीची प्रकरणे No. of cases/injuries in which case final compensation was paid during the year. | | | | | |
|---------------------|--------------------------|--|-------------|---|-------------|--|-------------|---|--------------|
| | | 1982 (3) | 1983 (4) | मृत्यु Death | | कायम अपंगत्व Permanent disablement | | तात्पुरते अपंगत्व Temporary disablement | |
| | | | | 1982 (5) | 1983 (6) | 1982 (7) | 1983 (8) | 1982 (9) | 1983 (10) |
| 1 | कारखाने | 2,07,916 | 1,94,736 | 818 | 145 | 54 | 101 | 8,012 | 2,074 |
| 2 | खाणी | 26,492 | 14,287 | 11 | 10 | 7 | 46 | 3,065 | 2,243 |
| 3 | गोदी व बंदरे | 25,859 | 39,321 | 19 | 7 | 6 | 13 | 256 | 502 |
| 4 | इमारत व बांधकाम .. | 38,748 | 29,293 | 46 | 51 | 68 | 124 | 612 | 245 |
| 5 | नगरपालिका | 17,223 | 21,409 | 2 | 4 | 193 | 4 | .. | 1 |
| 6 | विद्युत पुरवठा संस्था .. | 65,402 | 80,346 | 40 | 34 | 4 | 5 | 436 | 3,505 |
| 7 | विमानपट कंपनी | 501 | 449 | .. | .. | .. | .. | .. | .. |
| 8 | रेल्वे | 1,86,383 | 2,00,786 | 55 | 51 | 162 | 108 | 3,371 | 4,026 |
| 9 | पोस्ट व तारखाते | 1,744 | 18,494 | .. | .. | .. | .. | 1 | .. |
| | एकूण | 5,70,268 | 5,99,121 | 991 | 302 | 494 | 401 | 15,753 | 12,596 |

टीप.—रकाना ११ ते १६ मधील आकडे संक्षिप्तात केल्यामुळे बेरजा जुळणार नाहीत./
आधार.—अमिक भरपाई आयुक्त, मुंबई./

LABOUR AND EMPLOYMENT

TABLE No. 25.18 (10.6)

त्यांना भरपाईपोटी दिलेली रक्कम
and compensation paid to them

| | | भरपाईपोटी दिलेली रक्कम Amount of compensation paid | | | | (हजार रुपये) (thousand Rs.) | | Category |
|-----------------|--------------|---|--------------|---|--------------|--------------------------------------|--|----------|
| मृत्यु Death | | कायम अपंगत्व Permanent disablement | | तात्पुरते अपंगत्व Temporary disablement. | | (2) | | |
| 1982 (11) | 1983 (12) | 1982 (13) | 1983 (14) | 1982 (15) | 1983 (16) | | | |
| 693 | 834 | 175 | 238 | 258 | 722 | Factories. | | |
| 228 | 136 | 109 | 168 | 1,057 | 862 | Mines. | | |
| 351 | 160 | 93 | 164 | 219 | 243 | Docks and ports. | | |
| 836 | 770 | 480 | 590 | 261 | 63 | Building and Constructions. | | |
| 53 | 74 | 26 | 59 | .. | 1 | Municipalities. | | |
| 781 | 734 | 76 | 92 | 40 | 331 | Electricity supply companies | | |
| .. | .. | .. | .. | .. | .. | Cinema film manufacturing companies. | | |
| 1,134 | 986 | 468 | 500 | 529 | 742 | Railways. | | |
| .. | .. | .. | .. | 1 | .. | Posts and telegraphs deptt. | | |
| 4,076 | 3,694 | 1,427 | 1,810 | 2,364 | 2,963 | Total | | |

Note.—Totals in cols .11 to 16 may not add due to rounding.

Source.—Commissioner for Workmen's Compensation, Bombay.

26. बँका व विमाव्यवसाय

BANKING AND INSURANCE

२६.१. या विभागात बँक कार्यालये असलेली शहरे व गावे, बँकांचे वर्गीकरण तसेच वर्गीकृत, अवर्गीकृत व सहकारी बँका यांचेविषयी माहिती दिली आहे.

२६.२. बँक कार्यालयांच्या संख्येत वर्गीकृत, अवर्गीकृत व सहकारी बँका यांच्या कार्यालयांचा समावेश आहे. व्यापारी बँका-करिता संदर्भ काल उपलब्ध असल्यास तो ३१ डिसेंबर १९८३ रोजी असा असून सहकारी बँकाकरिता अद्यावत ताळेबंद किंवा विवरण यानुसार आहे.

26.1. Data on towns/villages having banking offices, classification of banks, scheduled, non-scheduled and Co-operative banks are given in this section.

26.2. Number of bank offices includes offices of scheduled, non-scheduled and Co-operative banks. The reference period of commercial Banks is as on 31st December 1983, wherever available while that regarding co-operative banks is as on the latest balance sheet or return.

26. बँका व विमा व्यवसाय/BANKING AND INSURANCE

तक्ता क्रमांक/TABLE No. 26.1 (18.2)

लोकसंख्यागटानुसार बँक कार्यालयांची विभागणी
Distribution of banking offices by population ranges३१ डिसेंबर १९८३ रोजी
(As on 31st December 1983)

| अनुक्रमांक Serial No. | लोकसंख्या गट Population range | स्थळांची संख्या No. of Places | कार्यालयांची संख्या No. of offices |
|-----------------------------|----------------------------------|----------------------------------|---------------------------------------|
| (1) | (2) | (3) | (4) |
| वर्गवारी न केलेले | | | |
| 1 Unclassified | | 506 | 561 |
| पेक्षा कमी | | | |
| 2 below 5,000 | | 1,074 | 1,502 |
| 3 5,000 to 10,000 | | 508 | 968 |
| 4 10,000 to 25,000 | | 931 | 741 |
| 5 25,000 to 50,000 | | 42 | 295 |
| 6 50,000 to 75,000 | | 17 | 184 |
| 7 75,000 to 1,00,000 | | 9 | 1,505 |
| एक लाखाचे वर | | | |
| 8 Above 1,00,000 | | 22 | 1,140 |
| | एकूण/Total | 2,371 | 6,896 |

टीप :—लोकसंख्येची आकडेवारी १९७१-१९८१ च्या जनगणनेवर आधारित आहे.

Note.—The population figures are based on the census of 1971-1981.

आधार :—भारतीय रिझर्व्ह बँकेने प्रकाशित केलेल्या "डिरेक्टरी ऑफ बँक ऑफिस", डिसेंबर १९८३ चे प्रकाशन.

Source.—Directory of Bank Offices, December 1983 by Reserve Bank of India.

26. बँका व विमा व्यवसाय/BANKING AND INSURANCE

तक्ता क्रमांक/TABLE No. 26-2 (18.3)

वर्गीकृत व अवर्गीकृत सहकारी बँकांच्या कार्यालयांची संख्या
Number of offices of Scheduled, non-scheduled and Co-operative Banks

(As on 31st December 1983/रोजी)

| अनुक्रमांक Serial No. | जिल्हा | वर्गीकृत बँक Scheduled Banks | अवर्गीकृत बँक Non-Scheduled Banks | सहकारी बँक Co-operative Banks | एकूण Total | District |
|-----------------------------|------------|------------------------------------|---|-------------------------------------|---------------|--------------------|
| (1) | (2) | (3) | (4) | (5) | (6) | (2) |
| 1 | बुलढुंबई | 1,041 | .. | 304 | 1,345 | Greater Bombay |
| 2 | ठाणे | 222 | .. | 100 | 322 | Thane |
| 3 | रायगड | 99 | .. | 55 | 154 | Raigad |
| 4 | रत्नागिरी | 117 | .. | 70 | 187 | Ratnagiri |
| 5 | सिंधुदुर्ग | 18 | .. | 12 | 30 | Sindhudurg |
| 6 | नाशिक | 162 | .. | 185 | 347 | Nashik |
| 7 | धुळे | 91 | .. | 93 | 184 | Dbule |
| 8 | जळगाव | 122 | .. | 177 | 299 | Jalgaon |
| 9 | अहमदनगर | 121 | .. | 191 | 312 | Ahmadnagar |
| 10 | पुणे | 365 | .. | 226 | 591 | Pune |
| 11 | सातारा | 121 | .. | 124 | 245 | Satara |
| 12 | सांगली | 145 | .. | 142 | 287 | Sangli |
| 13 | शोलापुर | 152 | .. | 125 | 277 | Sholapur |
| 14 | कोल्हापुर | 165 | .. | 178 | 343 | Kolhapur |
| 15 | औरंगाबाद | 120 | .. | 103 | 223 | Aurangabad |
| 16 | जालना | .. | .. | .. | .. | Jalna |
| 17 | परभणी | 75 | .. | 70 | 145 | Parbhani |
| 18 | बीड | 53 | .. | 57 | 110 | Beed |
| 19 | नांदेड | 87 | .. | 85 | 172 | Nanded |
| 20 | उस्मानाबाद | 93 | .. | 94 | 187 | Osmanabad |
| 21 | लातूर | .. | .. | .. | .. | Latur |
| 22 | बुलढाणा | 62 | .. | 73 | 135 | Buldhana |
| 23 | अकोला | 71 | .. | 78 | 149 | Akola |
| 24 | अमरावती | 96 | .. | 73 | 169 | Amravati |
| 25 | यवतमाळ | 68 | .. | 59 | 127 | Yavatmal |
| 26 | वर्धा | 52 | .. | 33 | 85 | Wardha |
| 27 | नागपुर | 180 | .. | 73 | 253 | Nagpur |
| 28 | भंडारा | 65 | .. | 43 | 108 | Bhandara |
| 29 | चंद्रपुर | 77 | .. | 33 | 110 | Chandrapur |
| 30 | गडचिरोली | .. | .. | .. | .. | Gadchiroli |
| महाराष्ट्र राज्य | | 4,040 | .. | 2,656 | 6,896 | Maharashtra State. |

आधार :— भारतीय रिझर्व्ह बँकेने प्रकाशित केलेल्या "डिरेक्टरी ऑफ बँक ऑफिसस," डिसेंबर १९८३ चे प्रकाशन.

Source.— Directory of Bank Offices, December 1983 by Reserve Bank of India.

27. शासकीय अर्थव्यवस्था

PUBLIC FINANCE

२७.१. राज्य शासनातील महसुली जमा व महसुली खर्च यांचे निरनिराळ्या शीर्षाखालील आकडे या विभागात दाखविले आहेत. यांची अधिक तपशीलवार माहिती राज्य शासनाच्या अर्थसंकल्पात मिळते. तसेच अर्थसंकल्पातील व्यवहाराचे आर्थिक वर्गीकरणही त्यात दिले आहे. येथील आर्थिक वर्गीकरणाची मांडणी सहा लेखांमध्ये दर्शविलेल्या शासनाच्या आर्थिक व्यवहारावर आधारलेली आहे.

२७.२. राज्य शासनाचे जमा व खर्च या संबंधित व्यवहार दरवर्षी सादर केलेल्या अर्थसंकल्पात दिले जातात. अर्थसंकल्पीय व्यवहारांचे परिणाम जाणून घेण्यासाठी अर्थसंकल्पाचे आर्थिक वर्गीकरण केले जाते. या वर्गीकरणात अर्थसंकल्पीय व्यवहारांची अर्थपूर्ण आर्थिक वर्गानुरूप पुनर्मांडणी व त्यांचे पुनर्वर्गीकरण केले आहे. हे वर्गीकरण केंद्रीय अर्थसंकल्पाच्या आर्थिक वर्गीकरणाच्या मांडणीप्रमाणे आहे. त्यामधून आंतर लेखा व आंतर विभागीय हस्तांतरित रकमा (फंडाकडून बदली केलेल्या रकमा घेऊन) वगळण्यात आल्या आहेत. त्यामुळे उर्वरित अर्थव्यवस्थेची होणाऱ्या राज्य शासनाच्या मूळ व्यवहारांची माहिती या वर्गीकरणातून मिळते.

27.1. The receipt and revenue expenditure of State Government under different heads is shown in this section. Further details will be found in the Civil Budget. Estimates of the State Government. The Economic Classification of the Budget is also given. The framework of economic classification presented here is based on the delienation of the Government transactions in a set of six accounts.

27.2. The Budget annually presented gives the transactions on account of receipts and expenditure of the State Government. In order to analyse the economic impact of these budgetary transactions, an economic classification of the Budget is undertaken. In this classification the transactions are regrouped and reclassified into meaningful economic categories. This classification follows closely the framework of economic classification adopted for the Central Budget. It eliminates all inter-account inter-departmental transfers including transfers to and from funds and brings out the genuine transactions of the State Government with the rest of the economy.

27. शासकीय अर्थव्यवस्था/PUBLIC FINANCE

तक्ता क्र./TABLE No. 27.1 (20.1)

महाराष्ट्र राज्याच्या महसुली जमांचे विवरण पत्र/Statement of Revenue Receipts of Maharashtra State

(रुपये लाखात/Rs. in lakh)

| महसुलाची शीर्ष | | (प्रत्यक्ष) 1982-83 Actuals | (प्रत्यक्ष) 1983-84 Actuals | Heads of Revenue (1) |
|---|---|-----------------------------------|-----------------------------------|---|
| (1) | (2) | (3) | (1) | |
| (ए) कर महसूल— | | | | (A) Tax Revenue— |
| (ए) उत्पन्न व खर्च यांवरील कर— | | | | (a) Taxes on Income and Expenditure— |
| 021 | निगम कराव्यतिरिक्त उत्पन्नावरील कर | 12,400 | 13,254 | Taxes on Income other than Corporation Tax |
| 022 | कृषि उत्पन्नावरील कर | 38 | 5 | Taxes on Agricultural Income |
| 028 | उत्पन्न व खर्च यांवरील इतर कर | 7,467 | 5,295 | Other Taxes on Income and Expenditure |
| एकूण—(ए) | | 16,905 | 18,554 | Total (a) |
| (बी) मालमत्ता व भांडवली व्यवहार यांवरील कर— | | | | (b) Taxes on Property and Capital Transactions— |
| 029 | जमीन महसूल | 2,956 | 2,416 | Land Revenue |
| 030 | मुद्रांक व नोंदणी फी | 5,405 | 6,100 | Stamps and Registration Fees |
| 031 | संपदा शुल्क | 285 | (-49) | Estate Duty |
| 035 | शेत जमिनीव्यतिरिक्त इतर स्थावर मालमत्तेवरील कर | 5 | 1 | Taxes on Immovable Property other than Agricultural Land |
| एकूण—(बी) | | 8,652 | 8,468 | Total (b) |
| (सी) विक्रेय वस्तु व सेवा यांवरील कर— | | | | (c) Taxes on Commodities and Services— |
| 039 | राज्य उत्पादन शुल्क | 13,980 | 15,318 | State Excise |
| 040 | विक्रीकर | 1,02,694 | 1,19,442 | Sales Tax |
| 041 | वाहनांवरील कर | 6,625 | 7,460 | Taxes on Vehicles |
| 042 | मालावरील व उताखंबरील कर | 9,514 | 7,018 | Taxes on Goods and Passengers |
| 053 | विजेवरील कर व शुल्क | 6,985 | 7,126 | Taxes and Duties on Electricity |
| 045 | विक्रेय वस्तुवरील व सेवांवरील इतर कर व शुल्क | 12,128 | 12,067 | Other Taxes and Duties on Commodities and Services |
| 862 | केंद्रीय उत्पादन शुल्कातील राज्य प्रासनाचा हिस्सा | 29,508 | 31,787 | States' Share of Union Excise Duties |
| एकूण—(सी) | | 1,81,434 | 2,00,218 | Total (c) |
| एकूण—(ए) | | 2,06,991 | 2,27,240 | Total (A) |
| (बी) कराव्यतिरिक्त महसूल— | | | | (B) Non-Tax Revenue— |
| (ए) इतर आर्थिक सेवा— | | | | (a) Other Fiscal Services— |
| 047 | इतर आर्थिक सेवा | 11 | 1 | Other Fiscal Services |
| एकूण—(ए) | | 11 | 1 | Total (a) |
| (बी) व्याजाच्या जमा रकमा लाभांश व नफा— | | | | (b) Interest Receipts, Dividends and Profits— |
| 049 | व्याजाच्या जमा रकमा | 14,577 | 17,915 | Interest Receipts |
| 050 | लाभांश व नफा | 333 | 133 | Dividends and Profits |
| एकूण—(बी) | | 14,910 | 18,048 | Total (b) |
| (सी) कराव्यतिरिक्त इतर महसूल— | | | | (c) Other Non-Tax Revenue— |
| (एक) सर्वसाधारण सेवा— | | | | (i) General Services— |
| 051 | लोकसेवा आयोग | 4 | 2 | Public Service Commission |
| 055 | पोलीस | 918 | 790 | Police |
| 056 | तुरुंग | 190 | 170 | Jails |
| 057 | पुरवठा व विनियोग | 1 | .. | Supplies and Disposals |
| 058 | लेखन सामग्री व मुद्रण | 442 | 455 | Stationery and Printing |
| 059 | सरकारी बांधकामे | 970 | 1,090 | Public Works |
| 065 | इतर प्रशासनिक सेवा | 1,342 | 1,050 | Other Administrative Services |
| 066 | निवृत्ती वेतने व इतर सेवा-निवृत्ति लाभ यांच्या संबंधातील अगदानाच्या व वसुलीच्या रकमा. | 229 | 185 | Contributions and Recoveries towards Pension and other Retirement Benefits. |
| 067 | साहाय्यकारी साहित्य व साधनसामग्री | .. | .. | Aid Materials and Equipments |
| 068 | संकीर्ण सर्वसाधारण सेवा | 2,679 | 3,174 | Miscellaneous General Services |
| एकूण—(एक) | | 6,775 | 6,916 | Total (i) |

| (1) | (2) | (3) | (1) |
|---------------------------------|---|--------------------------------------|--|
| (दोन) सामाजिक व सामूहिक सेवा— | | (ii) Social and Community Services— | |
| 077 | शिक्षण | 316 | 680 Education |
| 078 | कला व संस्कृती | 23 | 25 Art and Culture |
| 080 | वैद्यकीय | 2,422 | 1,613 Medical |
| 081 | कुटुंब कल्याण | 52 | 70 Family Welfare |
| 082 | आरोग्य, स्वच्छता व पाणीपुरवठा | 133 | 178 Public Health, Sanitation and Water Supply |
| 083 | गृहनिर्माण | 966 | 330 Housing |
| 084 | नगरविकास | 692 | 788 Urban Development |
| 085 | माहिती व प्रसिद्धी | 17 | 14 Information and Publicity |
| 087 | कामगार व सेवायोजन | 247 | 243 Labour and Employment |
| 088 | सामाजिक सुरक्षा व कल्याण | 740 | 1,060 Social Security and Welfare |
| 095 | इतर सामाजिक व सामूहिक सेवा | 68 | 86 Other Social and Community Services |
| एकूण—(दोन) | | 5,676 | 5,087 Total (ii) |
| (तीन) आर्थिक सेवा— | | (iii) Economic Services— | |
| 098 | सहकार | 994 | 907 Co-operation |
| 104 | इतर सर्वसाधारण आर्थिक सेवा | 73 | 73 Other General Economic Services |
| 105 | कृषि | 348 | 345 Agriculture |
| 106 | लहान पाटबंधारे, मृदसंधारण व क्षेत्रविकास | 226 | 397 Minor Irrigation, Soil Conservation and Arca Development. |
| 109 | अन्न | 61 | 104 Food |
| 110 | पशुसंवर्धन | 141 | 135 Animal Husbandry |
| 111 | दुग्धशाला विकास | 15,703 | 24,318 Dairy Development |
| 112 | मत्स्यव्यवसाय | 32 | 35 Fisheries |
| 113 | वन | 8,972 | 9,927 Forests |
| 114 | सामूहिक विकास | 390 | 378 Community Development |
| 120 | उद्योग | 29 | 23 Industries |
| 121 | ग्राम व लघु उद्योग | 13 | 10 Village and Small Industries |
| 128 | खाणी व खनिजे | 685 | 763 Mines and Minerals |
| 131 | जल व वीज विकास सेवा | 82 | 262 Water and Power Development Services |
| 133 | पाटबंधारे, पौक्यापिन, जलविस्तारण व पूर नियंत्रण प्रकल्प | 1,322 | 1,300 Irrigation, Navigation, Drainage and Flood Control Projects. |
| 134 | वीज प्रकल्प | 1,780 | 1,811 Power Projects |
| 135 | बंदरे, दीपगृहे व जहाज वाहतूक | 12 | 32 Ports, Lighthouses and Shipping |
| 136 | नागरी विमाने चालन | .. | .. Civil Aviation |
| 137 | मार्ग व पूल | 355 | 28 Roads and Bridges |
| 138 | मार्ग व जलपरिवहन सेवा | 1 | .. Road and Water Transport Services |
| 139 | पर्यटन | .. | .. Tourism |
| 144 | इतर परिवहन दळणवळण सेवा | .. | .. Other Transport and Communication Services |
| एकूण—(तीन) | | 31,219 | 40,848 Total (iii) |
| एकूण—(सी) | | 43,670 | 52,851 Total (c) |
| (डी) सहाय्यक अनुदाने व अंशदाने— | | (d) Grants-in-Aid and Contributions— | |
| 160 | केंद्र सरकारकडून सहाय्यक अनुदान | 18,238 | 27,058 Grants-in-Aid from Central Government |
| एकूण—(डी) | | 18,238 | 27,058 Total (d) |
| एकूण—(बी) | | 76,829 | 97,958 Total (B) |
| एकूण—महसुली जमा | | 2,83,820 | 3,25,198 Total—Revenue Receipts |

साधार—महाराष्ट्र राज्यसची अर्थसकलीय प्रकाशने, १९८४-८५ व १९८५-८६.

Source.—Maharashtra State Budget Publications, 1984-85 and 1985-86.

27. शासकीय अर्थव्यवस्था/PUBLIC FINANCE

तबता क्रमांक/TABLE No. 27.2 (20.2)

महाराष्ट्र राज्याचे महसुली खर्च विवरण पत्र/Statement of Revenue Expenditure of Maharashtra State

(रुपये लाखात/Rs. in lakh)

| खर्चाची शीर्षे | | (प्रत्यक्ष) Actuals 1982-83 | (प्रत्यक्ष) Actuals 1983-84 | Heads of Expenditure |
|--|--|-----------------------------------|-----------------------------------|---|
| (1) | (2) | (3) | (1) | |
| (ए) सर्वसाधारण सेवा— | | | | (A) General Services— |
| (ए) राज्याची अंगे— | | | | (a) Organs of State— |
| 211 | संसद/राज्य/संघ राज्य क्षेत्र विधानमंडळे | 282 | 309 | Parliament/State/Union Territory/ Legislatures |
| 212 | राष्ट्रपती/उप-राष्ट्रपती/राज्यपाल/संघराज्य क्षेत्राचे प्रशासक. | 50 | 49 | President/Vice-President/Governor/Administrator of Union Territories. |
| 213 | मंत्रिपरिषद | 98 | 124 | Council of Ministers |
| 214 | न्यायदान | 1,559 | 1,863 | Administration of Justice |
| 215 | निवडणुका | 84 | 443 | Elections |
| एकूण—ए | | 2,073 | 2,788 | Total (a) |
| (बी) आर्थिक सेवा— | | | | (b) Fiscal Services— |
| (एक) उत्पन्न व खर्च यांवरील करांची वसुली— | | | | (i) Collection of Taxes on Income and Expenditure— |
| 220 | उत्पन्न व खर्च यांवरील करांची वसुली | 4,279 | 5,331 | Collection of Taxes on Income and Expenditure |
| एकूण—एक | | 4,279 | 5,331 | Total (i) |
| (दोन) मालमत्ता व भांडवली व्यवहार यांवरील करांची वसुली— | | | | (ii) Collection of Taxes on Property and Capital Transactions— |
| 229 | भूमी महसूल | 3,294 | 3,050 | Land Revenue |
| 230 | मुद्रांक व नोंदणी | 232 | 288 | Stamps and Registration |
| 235 | मालमत्ता व भांडवली व्यवहार यांवरील इतर करांची वसुली. | .. | .. | Collection of other Taxes on Property and Capital Transactions. |
| एकूण—(दोन) | | 3,526 | 3,338 | Total (ii) |
| (तीन) विक्रेय वस्तु व सेवा यांवरील करांची वसुली— | | | | (iii) Collection of Taxes on Commodities and Services— |
| 239 | राज्य उत्पादन शुल्क | 275 | 312 | State Excise |
| 240 | विक्रीकर | 9,481 | 10,692 | Sales Tax |
| 241 | वाहनांवरील कर | 4,357 | 4,311 | Taxes on Vehicles |
| 245 | विक्रेय वस्तु व सेवा यांवरील इतर कर व शुल्क | 4,888 | 4,242 | Other Taxes and Duties on Commodities and Services. |
| एकूण—(तीन) | | 19,001 | 19,557 | Total (iii) |
| (चार) इतर आर्थिक सेवा— | | | | (iv) Other Fiscal Services— |
| 247 | इतर आर्थिक सेवा | 572 | 829 | Other Fiscal Services |
| एकूण—चार | | 572 | 829 | Total (iv) |
| एकूण—(बी) | | 27,378 | 29,055 | Total (b) |

तदता क्रमांक / TABLE No. 27.2 (20.2)—Contd.

| | (1) | (2) | (3) | (1) |
|--|-----|--------|----------|--|
| (सी) ब्याज प्रदान व ऋणसेवा— | | | | (c) Interest Payment and Servicing of Debt— |
| 248 ऋण कमी करणे किंवा ऋण प्रतिबंधक यासाठी विनिवोजन | | 10,356 | 13,103 | Appropriation for Reduction or Avoidance of Debt |
| 249 ब्याज प्रदान | | 10,847 | 19,779 | Interest Payments |
| एकूण—(सी) | | 27,203 | 32,882 | Total (c) |
| (डी) प्रशासकीय सेवा— | | | | (d) Administrative Services— |
| 251 लोकसेवा आयोग | | 48 | 61 | Public Service Commission |
| 252 सचिवालय-सर्वसाधारण सेवा | | 665 | 750 | Secretariat-General Services |
| 253 जिल्हा प्रशासन | | 6,218 | 7,135 | District Administration |
| 254 कोषागार व लेखा प्रशासन | | 549 | 601 | Treasury and Accounts Administration |
| 255 पोलीस | | 14,121 | 16,384 | Police |
| 256 तुरुंग | | 615 | 680 | Jails |
| 257 पुरवठा व विनियोग | | 13 | 14 | Supplies and Disposals |
| 258 लेखन सामग्री व मुद्रण | | 1,510 | 1,758 | Stationery and Printing |
| 259 सरकारी बांधकामे | | 2,712 | 4,364 | Public Works |
| 260 अग्नि संरक्षण व नियंत्रण | | 15 | 11 | Fire Protection and Control |
| 265 इतर प्रशासनिक सेवा | | 610 | 718 | Other Administrative Services |
| एकूण—(डी) | | 27,076 | 32,476 | Total (d) |
| (इ) निवृत्तिवेतने व संकीर्ण सर्वसाधारण सेवा— | | | | (e) Pensions and Miscellaneous General Services— |
| 266 निवृत्तिवेतने व इतर सेवानिवृत्ति लाभ | | 5,294 | 5,228 | Pensions and Other Retirement Benefits |
| 267 साहाय्यकारी साहित्य व साधनसामग्री | | 54 | (—)47 | Aid Materials and Equipments |
| 268 संकीर्ण सर्वसाधारण सेवा | | 1,909 | 2,292 | Miscellaneous General Services |
| एकूण—(इ) | | 7,257 | 7,473 | Total (e) |
| एकूण—(ए) | | 90,987 | 1,04,674 | Total (A) |
| (बी.) सामाजिक व सामूहिक सेवा— | | | | (B) Social and Community Services— |
| 276 सचिवालय-सामाजिक व सामूहिक सेवा | | 158 | 197 | Secretariat-Social and Community Services |
| 277 शिक्षण | | 48,044 | 56,151 | Education |
| 278 कला व संस्कृती | | 551 | 580 | Art and Culture |
| 280 वैद्यकीय | | 9,445 | 10,316 | Medical |
| 281 कुटुंब कल्याण | | 3,380 | 4,396 | Family Welfare |
| 282 आरोग्य, स्वच्छता व पाणीपुरवठा | | 14,299 | 18,295 | Public Health, Sanitation and Water Supply |
| 282 गृहनिर्माण | | 2,634 | 4,053 | Housing |
| 283 नगरविकास | | 2,870 | 3,197 | Urban Development |
| 284 माहिती व प्रसिद्धी | | 469 | 525 | Information and Publicity |
| 285 कामगार व सेवायोजन | | 1,793 | 1,987 | Labour and Employment |
| 287 सामाजिक सुरक्षा व कल्याण | | 8,921 | 11,851 | Social Security and Welfare |
| 288 नैसर्गिक आपत्तींच्या निवारणासाठी सहाय्य | | 1,387 | 5,515 | Relief on Account of Natural Calamities |
| 289 इतर सामाजिक व सामूहिक सेवा | | 72 | 84 | Other Social and Community Services |
| एकूण—(बी) | | 94,023 | 1,17,147 | Total (B) |
| (सी) आर्थिक सेवा— | | | | (C) Economic Services— |
| (ए) सर्वसाधारण आर्थिक सेवा— | | | | (s) General Economic Services— |
| 296 सचिवालय-आर्थिक सेवा | | 454 | 518 | Secretariat-Economic Services |
| 298 सहकार | | 3,079 | 3,778 | Co-operation |
| 304 इतर सर्वसाधारण आर्थिक सेवा | | 7,174 | 8,379 | Other General Economic Services |
| एकूण—(ए) | | 10,707 | 12,675 | Total (a) |

| | (1) | (2) | (3) | (1) |
|---------------------------------|--|----------|----------|--|
| (बी) कृषि व संलग्न सेवा— | | | | (b) Agriculture and Allied Services— |
| 305 | कृषि | 7,670 | 9,002 | Agriculture |
| 306 | लहान पाटबंधारे | 2,208 | 2,688 | Minor Irrigation |
| 307 | भूद व जल संधारण | 990 | 930 | Soil and Water Conservation |
| 308 | क्षेत्र विकास | 1,519 | 2,221 | Area Development |
| 309 | अन्न | 1,081 | 1,078 | Food |
| 310 | पशुसंवर्धन | 1,869 | 2,297 | Animal Husbandry |
| 311 | दुग्धशाळा विकास | 19,111 | 30,942 | Dairy Development |
| 312 | मत्स्यव्यवसाय | 226 | 292 | Fisheries |
| 313 | वन | 3,930 | 4,554 | Forests |
| 314 | सामूहिक विकास | 4,980 | 5,837 | Community Development |
| | एकूण—(बी) | 43,584 | 59,841 | Total (b) |
| (सी) उद्योग व खनिजे— | | | | (C) Industry and Minerals— |
| 320 | उद्योग | 117 | 148 | Industries |
| 321 | ग्रामोद्योग व लघु उद्योग | 350 | 407 | Village and Small Industries |
| 328 | खानी व खनिजे | 136 | 157 | Mines and Minerals |
| | एकूण—(सी) | 603 | 712 | Total (c) |
| (डी) जल व वीज विकास— | | | | (d) Water and Power Development— |
| 331 | जल व वीज विकास सेवा | 1,821 | 1,639 | Water and Power Development Services |
| 333 | पाटबंधारे, नौकानयन, जलनिस्सारण व पूर नियंत्रण प्रकल्प | 11,615 | 14,420 | Irrigation, Navigation, Drainage and Flood Control Projects. |
| 334 | वीज प्रकल्प | 7,389 | 4,134 | Power Projects |
| | एकूण—(डी) | 20,825 | 20,193 | Total (d) |
| (ई) परिवहन व दळणवळण— | | | | (e) Transport and Communications— |
| 335 | बंदरे, दीपगृहे व जहाज वाहतूक | 3197 | 272 | Ports, Lighthouses and Shipping |
| 336 | नागरी विमानचालन | 16 | 22 | Civil Aviation |
| 337 | मार्ग व पूल | 943 | 1,397 | Roads and Bridges |
| 338 | मार्ग व जल परिवहन सेवा | 36 | 58 | Road and Water Transport Services |
| 339 | पर्यटन | 7 | 3 | Tourism |
| 345 | भारतीय रेल्वे | 26 | 26 | Indian Railways |
| | एकूण—(ई) | 1,225 | 1,778 | Total (e) |
| | एकूण—(सी) | 76,944 | 95,199 | Total (C) |
| (डी) सहाय्यक अनुदाने व अंशदाने— | | | | (D) Grant-in-Aid and Contribution— |
| 363 | स्थानिक संस्था व पंचायत राज्य संस्था यांना नुकसान-भरपाईच्या व अभिहस्तकित रकमा देणे | 854 | 1,101 | Compensation and Assignments to Local Bodies and Panchayat Raj Institutions. |
| | एकूण—(डी) | 854 | 1,101 | Total (D) |
| | एकूण-महसुली लेखावरील खर्च | 2,62,808 | 3,18,121 | Total-Expenditure on Revenue Account |

आधार: महाराष्ट्र राज्याची अर्थसंकल्पीय प्रकाशने, १९८४-८५ व १९८५-८६.

Source.—Maharashtra State Budget Publications, 1984-85 and 1985-68.

27. शासकीय अर्थव्यवस्था/PUBLIC FINANCE

तक्ता क्रमांक/TABLE No. 27-3 (20-3)

महसुली व भांडवली लेखावरील जमा व खर्च
Receipts and Expenditure on Revenue and Capital Accounts

(रुपये लाखांत/Rs. in lakh)

| बाब | प्रत्यक्ष Actuals 1982-83 | प्रत्यक्ष Actuals 1983-84 | Item |
|---|---------------------------------|---------------------------------|---|
| (1) | (2) | (3) | (I) |
| एक. महसुली लेखावरील जमा— | | | I. Receipts on Revenue Account— |
| (ए) कर महसूल— | | | (A) Tax Revenue |
| (अ) केंद्राकडून वसूल होणाऱ्या करांतील राज्याचा हिस्सा | 42,193 | 44,992 | (a) Share in Centrally Collected Taxes |
| (ब) राज्याकडून वसूल होणारे कर | 1,64,798 | 1,82,248 | (b) Taxes collected by State |
| एकूण कर महसूल—(क)=(अ+ब) | 2,06,991 | 2,27,240 | Total Tax Revenue (A)=(a+b) |
| (बी) करांव्यतिरिक्त महसूल | 76,829 | 97,958 | (B) Non-Tax Revenue |
| एकूण (एक) महसुली लेखावरील जमा—(ए+बी) | 2,83,820 | 3,25,198 | Total (I) Receipts on Revenue Account (A+B) |
| दोन. भांडवली लेखावरील जमा* | 1,81,280 | 2,09,947 | II. Receipts on Capital Account* |
| एकूण जमा—(एक+दोन)=डी | 4,65,100 | 5,35,145 | Total Receipts (I+II)=D |
| तीन. महसुली लेखावरील खर्च— | | | III. Expenditure on Revenue Account |
| (अ) विकास खर्च | 1,92,452 | 2,35,105 | (a) Development Expenditure |
| (ब) विकासेतर खर्च | 43,152 | 50,134 | (b) Non-Development Expenditure |
| (क) ऋण सेवा | 27,204 | 32,882 | (c) Debt Services |
| एकूण (तीन) महसुली लेखावरील खर्च— | 2,62,808 | 3,18,121 | Total (III) Expenditure on Revenue Account. |
| चार. भांडवली खर्च— | | | IV. Capital Disbursements— |
| (ए) महसुली लेखा बाहेरील भांडवली खर्च— | | | (A) Capital Expenditure outside the Revenue Account |
| (अ) विकास खर्च | 41,740 | 52,787 | (a) Development Expenditure |
| (ब) विकासेतर खर्च | 1,318 | 1,658 | (b) Non-Development Expenditure |
| (बी) कर्ज व ऋण विभागावरील खर्च | 1,54,138 | 1,66,434 | (B) Disbursement on Loans and Debt Section |
| एकूण (चार) भांडवली खर्च | 1,97,196 | 2,20,879 | Total (IV) Capital Disbursement. |
| एकूण खर्च—(तीन+चार)=इ | 4,60,004 | 5,39,000 | Total Expenditure (III+IV)=E |
| पाच. एकूण आधिक्य (+) किंवा तूट (—)=(डी—इ) | (+),5,096 | (—)3,855 | V. Overall Surplus (+) or Deficit (—)=(D—E) |

*यात राज्य शासनाचे देशांतर्गत ऋण, केंद्र शासनाकडून कर्ज व आगाऊ रकमा, राज्य शासनाने दिलेली कर्ज व आगाऊ रकमा (वसुली), सरकारी लेखावरील निव्वळ जमा [रोख शिल्लक गुंतवणूक लेखा (निव्वळ) वगळून], अंतर्गत राज्याय तडजोड (निव्वळ), आकस्मिकता निधीमध्ये केलेले विनियोजन (निव्वळ) आणि आकस्मिकता निधी (निव्वळ) यांचा समावेश आहे.

*Includes Internal Debt of State Government, Loans, and Advances from the Central Government, Repayment of Loans and Advances to the State Government and net receipts on the Public Account (excluding Cash Balance Investment Account (Net) net receipts on Inter-State Settlement, net receipts, on Account of Appropriation to the Contingency Fund and Contingency Fund.

27. शासकीय अर्थव्यवस्था/

तक्का क्रमांक/

लेखा/

प्रशासकीय विभागाचे उत्पन्न व खर्च/

| खर्च | (प्रत्यक्ष) Actuals 1982-83 | (प्रत्यक्ष) Actuals 1983-84 | Expenditure |
|--|-----------------------------------|-----------------------------------|--|
| (1) | (2) | (3) | (1) |
| 1. वस्तु व सेवा यांवरील खर्च | 69,610 | 75,906 | Consumption expenditure |
| 1.1 (अ) वेतन व मजुरी आणि वस्तु व सेवा यांवरील खर्च | 70,049 | 81,306 | (a) Wages and salaries and purchases of goods and services |
| 1.1 (ब) बजा-विक्री | 5,414 | 10,347 | (b) Less-sales |
| 1.2 निवृत्ति वेतने | 4,975 | 4,947 | Pensions |
| 2. व्याज प्रदान | 17,458 | 20,345 | Interest paid |
| 3. अर्थसहाय्य | 10,835 | 9,879 | Subsidies |
| 4. हस्तांतरित महसुली रकमा | 72,476 | 88,842 | Current transfers |
| 4.1 अनुदाने | | | Grants to |
| (अ) स्थानिक संस्थांस | 37,572 | 43,096 | (a) Local bodies |
| (ब) सहकारी संस्थांस | 80 | 53 | (b) Co-operatives |
| (क) शैक्षणिक संस्थांस | 24,855 | 29,200 | (c) Educational institutions |
| (ड) इतरांस | 5,207 | 6,890 | (d) Others |
| 4.2 इतर चालू हस्तांतरित रकमा | 4,762 | 9,603 | Other current transfers |
| 5. बचत | 70,481 | 66,670 | Savings |
| 6. एकूण | 2,40,860 | 2,61,642 | Total |

PUBLIC FINANCE

TABLE No. 27.4.1 (20.4.1)

Account-1

Income and outlay account of administrative departments

(₹. लाखांत/ Rs. in lakh)

| जमा | (प्रत्यक्ष) Actuals 1982-83 | (प्रत्यक्ष) Actuals 1983-84 | Receipts |
|---|-----------------------------------|-----------------------------------|---|
| (4) | (5) | (6) | (4) |
| 7. उद्योजकता व मालमत्तेपासूनचे उत्पन्न | | | Income from entrepreneurs and property |
| 7.1 नफा | (-)-6,124 | (-)-11,950 | Profits |
| 7.2 सरकारी मालमत्तेपासूनचे उत्पन्न | | | Income from properties |
| 7.2.1 निव्वळ व्याज जमा | | | Net interest receipts- |
| (अ) महाराष्ट्र राज्य वीज मंडळाकडून | 3,147 | 3,872 | (a) State electricity board |
| (ब) वाणिज्यिक उपक्रमांकडून | 9,888 | 12,294 | (b) Departmental enterprises |
| (क) इतरांकडून | 1,479 | 1,687 | (c) Others |
| 7.2.2 इतर मालमत्तेपासून जमा | | | Other property receipts |
| (अ) गुंतवणुकीपासूनचे उत्पन्न | 335 | 157 | (a) Income from investments |
| (ब) मालमत्तेपासून इतर उत्पन्न | 1,772 | 2,170 | (b) Other income from property |
| 8. प्रत्यक्ष कर | 24,258 | 24,109 | Direct taxes |
| 8.1 जमीन महसूल | 2,569 | 2,088 | Land revenue |
| 8.2 निगम करांव्यतिरिक्त उत्पन्नावरील कर | 12,400 | 13,254 | Taxes on income other than corporation tax |
| 8.3 संपदाशुल्क | 285 | (-)-49 | Estate duty |
| 8.4 व्यवसाय, व्यापार, आजिविका व रोजगार यांवरील कर. | 4,467 | 5,295 | Taxes on profession, trades, callings and employments |
| 8.5 इतर प्रत्यक्ष कर | 4,537 | 3,521 | Other direct taxes |
| 9. अप्रत्यक्ष कर | 1,82,153 | 1,98,698 | Indirect taxes |
| 9.1 राज्य उत्पादन शुल्क | 13,957 | 15,318 | State excise duties |
| 9.2 विक्री कर | 1,02,679 | 1,19,442 | Sales tax |
| 9.3 मुद्रांक व नोंदणी फी | 5,265 | 2,030 | Stamps and registration fees |
| 9.4 वाहनावरील कर | 6,625 | 7,460 | Taxes on vehicles |
| 9.5 मालावरील व उतासंवरील कर | 9,514 | 7,018 | Taxes on goods and passengers |
| 9.6 विद्युत शुल्क | 6,973 | 7,126 | Electricity duties |
| 9.7 करमणूक कर | 6,170 | 6,700 | Entertainment tax |
| 9.8 केंद्रीय उत्पादन शुल्कातील राज्याचा हिस्सा | 29,508 | 31,787 | Share of union excise duties |
| 9.9 इतर अप्रत्यक्ष कर | 1,462 | 1,817 | Other indirect taxes |
| 10. संकीर्ण जमा | 4,866 | 3,417 | Miscellaneous receipts |
| 11. केंद्र सरकारकडून महसुली अनुदाने, इतर राज्यांकडून अंशदाने इत्यादि. | 19,086 | 27,188 | Revenue grants from Central Government contributions from other States etc. |
| 12. एकूण | 2,40,860 | 2,61,642 | Total |

| खर्च | (प्रत्यक्ष) Actuals 1982-83 | (प्रत्यक्ष) Actuals 1983-84 | Expenditure |
|--|-----------------------------------|-----------------------------------|--|
| (1) | (2) | (3) | (1) |
| 1. वेतन व मजुरी आणि वस्तू व सेवा यांबरील खर्च .. | 33,945 | 45,235 | Wages and salaries and purchases of goods and services |
| 2. परिरक्षण | 1,022 | 1,499 | Maintenance |
| 3. व्याज | 9,852 | 12,731 | Interest |
| 4. घसारा | .. | .. | Consumption of fixed capital |
| 5. नफा | (—)6,124 | (—)11,950 | Profits @ |
| 6. एकूण | 38,695 | 47,015 | Total |

@याची विभागणी खालीलप्रमाणे आहे.

@The break-up is as follows.

| | | | |
|------------------------------|-----------|-----------|------------------------|
| (ए) खर्च | 44,819 | 58,965 | (A) Expenditure |
| (अ) पाटबंधारे योजना | 12,472 | 15,502 | (a) Irrigation schemes |
| (ब) मुद्रणालयीन खर्च | 684 | 636 | (b) Press charges |
| (क) इतर उपक्रम | 31,663 | 42,827 | (c) Other enterprises |
| (बी) नफा | (—)6,124 | (—)11,950 | (B) Profit |
| (अ) पाटबंधारे योजना | (—)10,988 | (—)13,947 | (a) Irrigation schemes |
| (ब) मुद्रणालय | (—)319 | (—)214 | (b) Press |
| (क) इतर उपक्रम | 5,183 | 2,211 | (c) Other enterprises |
| एकूण (ए+बी) | 38,695 | 47,015 | Total (A+B) |

PUBLIC FINANCE

TABLE No. 27.4.2 (20.4.2)

Account-2

Production account of departmental enterprise.

(रु. लाखांत/ Rs. in lakh)

| जमा | (प्रत्यक्ष) Actuals 1982-83 | (प्रत्यक्ष) Actuals 1983-84 | Receipts |
|-----------|-----------------------------------|-----------------------------------|----------|
| (4) | (5) | (6) | (4) |
| 7. विक्री | 38,695 | 47,015 | Sales |
| 8. एकूण | 38,695 | 47,015 | Total |

| | | | |
|---------------------|--------|--------|------------------------|
| (अ) जमा | 38,695 | 47,015 | (A) Receipts |
| (अ) पाटबंधारे योजना | 1,484 | 1,555 | (a) Irrigation schemes |
| (ब) मुद्रणालय | 365 | 422 | (b) Press |
| (क) इतर उपक्रम | 36,846 | 45,038 | (c) Other enterprises |
| एकूण | 38,695 | 47,015 | Total |

| खर्च | (प्रत्यक्ष) (Actuals) 1982-83 | (प्रत्यक्ष) (Actuals) 1983-84 | Expenditure |
|--|-------------------------------------|-------------------------------------|--|
| (1) | (2) | (3) | (1) |
| 1. साठ्यांतील बदल | (—) 6,775 | (—) 3,055 | Changes in stocks |
| 1.1 राज्य प्रशासन | (—) 3,693 | (—) 3,106 | Government administration |
| 1.2 शासनाचा वाणिज्यिक उपक्रम | (—) 3,082 | (+) 51 | Departmental enterprises |
| 2. एकूण स्थिर भांडवल निर्मिती (नवीन) | 67,919 | 79,505 | Gross capital formation (New) |
| 2.1 राज्य प्रशासन | | | Government administration.— |
| (अ) इमारती व बांधकामे | 29,127 | 32,312 | (a) Buildings and constructions |
| (ब) यंत्रसामग्री व साधन सामग्री | 2,982 | 4,060 | (b) Machinery and equipment |
| 2.2 शासनाचा वाणिज्यिक उपक्रम | | | Departmental enterprise.— |
| (अ) इमारती व बांधकामे | 33,874 | 40,470 | (a) Buildings and constructions |
| (ब) यंत्रसामग्री व साधन सामग्री | 1,936 | 2,663 | (b) Machinery and equipments |
| 3. भौतिक मालमत्तेची निव्वळ खरेदी | 202 | 287 | Net purchase of physical assets |
| 3.1 जुनी मालमत्ता | | | Second hand assets.— |
| (अ) राज्य प्रशासन | .. | .. | (a) Government administration |
| (ब) शासनाचा वाणिज्यिक उपक्रम | .. | .. | (b) Departmental enterprises |
| 3.2 जमीन | | | Land |
| (अ) राज्य प्रशासन | 202 | 287 | (a) Government administration |
| (ब) शासनाचा वाणिज्यिक उपक्रम | .. | .. | (b) Departmental enterprises |
| 4. हस्तांतरित भांडवली रकमा | 13,085 | 16,037 | Capital transfers |
| 4.1 भांडवली अनुदाने | | | Capital grants.— |
| (अ) स्थानिक संस्थांस | 9,764 | 12,468 | (a) Local bodies |
| (ब) सहकारी संस्थांस | 45 | 54 | (b) Co-operatives |
| (क) शैक्षणिक संस्थांस | 2 | 2 | (c) Educational institutions |
| (ड) इतरांस | 2,032 | 1,401 | (d) Others |
| 4.2 जमीनदार व जहागीरदार यांना नुकसान भरपाई | 22 | 42 | Compensation to land owners and jagirdar |
| 4.3 इतर हस्तांतरित भांडवली रकमा | 1,220 | 2,070 | Other capital transfers |
| 5. एकूण | 74,431 | 92,774 | Total |

PUBLIC FINANCE

TABLE No. 27.4.3 (20.4.3)

Account—3

Capital finance account of General Government

(₹. लाखों/Rs. in lakh)

| जमा | (प्रत्यक्ष) (Actuals) 1982-83 | (प्रत्यक्ष) (Actuals) 1983-84 | Receipts |
|--|-------------------------------------|-------------------------------------|---|
| (4) | (5) | (6) | (4) |
| 6. बचत | 70,481 | 66,670 | Savings |
| 7. घसारा | .. | .. | Consumption of fixed capital |
| 8. हस्तांतरित भांडवली रकमा | 3,190 | 4,215 | Capital transfers.— |
| (अ) केंद्र सरकार व इतर राज्याकडून | .. | .. | (a) From Union and Other State Government |
| (ब) भांडवली लेखावरील इतर जमा | 3,190 | 4,215 | (b) Other receipts on capital account |
| 9. घेतलेली निव्वळ कर्जे | 3,547 | 6,593 | Net borrowings |
| 10. इतर दायित्वे | (—) 2,787 | 15,296 | Other liabilities |
| 10.1 अर्थसंकल्पाभ्यतिरिक्त जमा | 1,664 | 21,255 | Extra budgetary receipts |
| 10.2 वजा : वित्तीय संपत्तीतील निव्वळ खरेदी | 4,451 | 5,959 | Less ; Net purchase of financial assets |
| 11. एकूण | 74,431 | 92,774 | Total |

वस्तु, सेवा व हस्तांतरित रकमा यांचे व्यवहार : राज्य

Transactions in goods and services and transfers : Capital account of Government adminis-

| हस्तांतरित रकमा | | | | (प्रत्यक्ष) Actuals 1982-83 | (प्रत्यक्ष) Actuals 1983-84 | Disbursements |
|-----------------|---------------------------------------|----|----|-----------------------------------|-----------------------------------|---|
| (1) | | | | (2) | (3) | (1) |
| 1. | एकूण भांडवल निर्मिती | .. | .. | 61,144 | 76,450 | Gross capital formation |
| 1.1 | राज्य प्रशासन | .. | .. | | | Government administration |
| 1.1.1 | इमारती व बांधकामे— | | | | | Buildings and constructions— |
| | (अ) नवनिर्मितीचा खर्च | .. | .. | 29,127 | 32,298 | (a) New outlays |
| | (ब) नवीकरण व पुनःस्थापना | .. | .. | .. | 14 | (b) Renewals and replacement |
| 1.1.2 | यंत्रसामग्री व साधन सामग्री— | | | | | Machinery and equipment— |
| | (अ) नवनिर्मितीचा खर्च | .. | .. | 2,982 | 4,060 | (a) New outlays |
| | (ब) नवीकरण व पुनःस्थापना | .. | .. | .. | .. | (b) Renewals and replacement |
| 1.1.3 | साठ्यांतील निव्वळ वाढ | .. | .. | (—)3,693 | (—)3,106 | Net increase in stocks |
| 1.2 | शासनाचा वाणिज्यिक उपक्रम | .. | .. | | | Departmental commercial undertakings |
| 1.2.1 | इमारती व बांधकामे— | | | | | Buildings and constructions— |
| | (अ) नवनिर्मितीचा खर्च | .. | .. | 33,874 | 40,102 | (a) New outlays |
| | (ब) नवीकरण व पुनःस्थापना | .. | .. | .. | 368 | (b) Renewals and replacement |
| 1.2.2 | यंत्रसामग्री व साधन सामग्री— | | | | | Machinery and equipments— |
| | (अ) नवनिर्मितीचा खर्च | .. | .. | 1,936 | 2,663 | (a) New outlays |
| | (ब) नवीकरण व पुनःस्थापना | .. | .. | .. | .. | (b) Renewals and replacement |
| 1.2.3 | साठ्यांतील निव्वळ वाढ | .. | .. | (—)3,082 | 51 | Net increase in stocks |
| 2. | हस्तांतरित भांडवली रकमा | .. | .. | 13,287 | 16,324 | Capital transfers |
| 2.1 | भांडवली अनुदाने— | | | | | Capital grants— |
| | (अ) स्थानिक संस्थास | .. | .. | 9,764 | 12,468 | (a) Local bodies |
| | (ब) सहकारी संस्थास | .. | .. | 45 | 54 | (b) Co-operatives |
| | (क) शैक्षणिक संस्थास | .. | .. | 2 | 2 | (c) Educational institutions |
| | (द) इतरास | .. | .. | 2,032 | 1,401 | (d) Others |
| 2.2 | जमीनदार व जहागीरदार यांना नुकसानभरपाई | .. | .. | 22 | 42 | Compensation to land owners and Jagirdars |
| 2.3 | इतर हस्तांतरित भांडवली रकमा | .. | .. | 1,220 | 2,070 | Other Capital transfers |
| 2.4 | भौतिक मालमत्तेची निव्वळ खरेदी | .. | .. | 202 | 287 | Net purchase of physical assets |
| 3. | एकूण | .. | .. | 74,431 | 92,774 | Total |

PUBLIC FINANCE

TABLE No. 27.4.3 (20.4.3)

Account 3 A

प्रशासनाचा व शासनाचा वाणिज्यिक उपक्रमांचा भांडवली लेखा
 tration and departmental commercial undertakings

(रु. लाखांत/Rs. in lakhs)

| जमा | (प्रत्यक्ष) Actuals 1982-83 | (प्रत्यक्ष) Actuals 1983-84 | Receipts |
|---|-----------------------------------|-----------------------------------|---|
| (4) | (5) | (6) | (4) |
| 4. एकूण बचत | 70,481 | 66,670 | Gross Savings |
| 4.1 राज्य प्रशासनाच्या महसुली लेखातील बचत .. | 70,481 | 66,670 | Savings on current account of Government administration |
| 4.2 शासनाच्या वाणिज्यिक उपक्रमातील घसाऱ्या- साठीची तरतूद. | .. | .. | Depreciation provision of departmental commercial under- takings. |
| 5. भांडवली स्वरूपाच्या इतर रकमा | 3,190 | 4,215 | Other receipts of capital nature |
| 6. शिल्लक : वस्तू, सेवा व हस्तांतरित रकमांच्या सुर्वे व्यवहारातील तूट. | 760 | 21,889 | Balance : Deficit on all transactions in goods and services and transfers. |
| 7. एकूण | 74,431 | 92,774 | Total |

शासनाच्या वित्तीय संपत्तीतील बदल : राज्य प्रशासनाचा व शासनाचा वाणिज्यिक उपक्रमांचा भांडवली लेखा[

| आवक | | | | (प्रत्यक्ष) (Actuals) 1982-83 | (प्रत्यक्ष) (Actuals) 1983-84 | Outgoings |
|-----|---------------------------------|----|----|-------------------------------------|-------------------------------------|-----------------------------|
| (1) | | | | (2) | (3) | (1) |
| 1. | भाग भांडवळात केलेली गुंतवणूक | ** | ** | 4,451 | 5,959 | Investment in shares |
| | (अ) शासकीय उपक्रमांत | ** | ** | 1,704 | 2,009 | (a) Of Government concerns |
| | (ब) इतर उपक्रमांत | ** | ** | 2,747 | 3,950 | (b) Of others |
| 2. | कर्जे व आवाज रकमा | ** | ** | 38,405 | 34,439 | Loans and advances |
| 2.1 | भांडवल निर्मितीसाठी | ** | ** | | | For capital formation to— |
| | (अ) स्थानिक संस्थांस | ** | ** | 2,478 | 3,378 | (a) Local bodies |
| | (ब) सहकारी संस्थांस | ** | ** | 775 | 1,130 | (b) Co-operatives |
| | (क) महाराष्ट्र राज्य वीज मंडळास | ** | ** | 19,352 | 17,817 | (c) State Electricity Board |
| | (ड) इतरांस | ** | ** | 6,915 | 3,765 | (d) Others |
| 2.2 | चालू वापरासाठी | ** | ** | | | For current consumption to— |
| | (अ) स्थानिक संस्थांस | ** | ** | 611 | (—)95 | (a) Local bodies |
| | (ब) सहकारी संस्थांस | ** | ** | 1,302 | 3,026 | (b) Co-operatives |
| | (क) महाराष्ट्र राज्य वीज मंडळास | ** | ** | 489 | 523 | (c) State Electricity Board |
| | (ड) इतरांस | ** | ** | 6,483 | 4,895 | (d) Others |
| 3. | एकूण | ** | ** | 42,856 | 40,398 | Total |

TABLE No. 27.4.3 (20.4.3)

Account—3 B

Changes in financial assets : Capital account of Government administration and departmental commercial undertakings

(रु. लाखांत /Rs. in lakh)

| भावक | (प्रत्यक्ष) (Actuals) 1982-83 | (प्रत्यक्ष) (Actuals) 1983-84 | Incomings |
|---|-------------------------------------|-------------------------------------|--|
| (4) | (5) | (6) | (4) |
| 4. कर्ज व आगाऊ रकमा यांची परतफेड | 5,254 | 7,883 | Repayment of loans and advances.— |
| (अ) स्थानिक संस्थांकडून | 258 | 407 | (a) By local bodies |
| (ब) सहकारी संस्थांकडून | 1,989 | 1,719 | (b) By Co-operatives |
| (क) महाराष्ट्र राज्य वीज मंडळाकडून | 692 | 763 | (c) By State Electricity Board |
| (ख) इतरांकडून | 2,315 | 4,994 | (d) By others |
| 5. बिल्लक : वित्तीय संपत्तीतील निव्वळ वाढ | 37,602 | 32,515 | Balance ; Net increase in financial assets |
| 6. एकूण | 42,856 | 40,398 | Total |

तक्ता क्रमांक/

लेखा 3 क/

शासनाच्या वित्तीय दायित्वातील बदल : राज्य प्रशासनाचा व शासनाच्या वाणिज्यिक उपक्रमाचा भांडवली लेखा/

| जावक | (प्रत्यक्ष) (Actuals) 1982-83 | (प्रत्यक्ष) (Actuals) 1983-84 | Outgoings |
|--|-------------------------------------|-------------------------------------|---|
| (1) | (2) | (3) | (1) |
| 1. सरकारी ऋणाची परतफेड | 1,15,561 | 1,31,798 | Repayment of public debt |
| 1.1 राज्य शासनाचे देशांतर्गत ऋण | 1,04,272 | 1,17,109 | Internal debt of the State Government |
| 1.2 केंद्र सरकारकडून कर्जे व आगाऊ रकमा | 11,289 | 14,689 | Loans and advances from the Central Government |
| 2. शिल्लक : वित्तीय दायित्वातील निव्वळ वाढ | 39,633 | 53,049 | Balance ; Net increase in financial liabilities |
| 3. एकूण | 1,55,194 | 1,84,847 | Total |

तक्ता क्रमांक/

लेखा 3 ड/

रोख रकमा व भांडवल यांचा ताळमेळ : राज्य प्रशासनाचा व शासनाच्या वाणिज्यिक उपक्रमांचा लेखा/

| जावक | (प्रत्यक्ष) (Actuals) 1982-83 | (प्रत्यक्ष) (Actuals) 1983-84 | Outgoings |
|--|-------------------------------------|-------------------------------------|--|
| (1) | (2) | (3) | (1) |
| 1. वस्तू व सेवा यांच्या सव्वे व्यवहारांतील तूट (लेखा ३अ ची संतुलन करणारी बाब). | 760 | 21,889 | Deficit on all transactions in goods and services (Balancing item in Account/C-3-A). |
| 2. वित्तीय संपत्तीतील निव्वळ वाढ (लेखा ३ ब ची संतुलन करणारी बाब). | 37,602 | 32,515 | Net increase in financial assets (Balancing item in Account/C 3 B). |
| 3. रोख शिल्लकीतील वाढ | 1,271 | .. | Increase in cash balance |
| 4. एकूण | 39,633 | 54,404 | Total |

TABLE No. 27.4.3 (20.4.3)

Account—3 C

Changes in financial liabilities :—Capital account of Government administration and departmental commercial undertakings.

(रु. लाखात/Rs. in lakh)

| आवक | (प्रत्यक्ष) (Actuals) 1982-83 | (प्रत्यक्ष) (Actuals) 1983-84 | Incomings |
|---|-------------------------------------|-------------------------------------|---|
| (4) | (5) | (6) | (4) |
| 4. सरकारी ऋण | 1,55,431 | 1,75,404 | Public debt |
| 4.1 राज्य शासनाचे देशांतर्गत ऋण .. | 1,01,897 | 1,18,487 | Internal debt of the State Government |
| 4.2 केंद्र सरकारकडून कर्ज व आगाऊ रकमा .. | 53,534 | 56,917 | Loans and advances from the Central Government. |
| 5. आंतरराज्यीय तडजोड (निव्वळ) | (—)56 | (—)4 | Inter-State settlement (Net) |
| 6. अल्प बचत, भविष्य निर्वाह निधी इत्यादी (निव्वळ) | 5,922 | 5,215 | Small savings, provident fund etc. (Net) |
| 7. रोख शिल्लक गुंतवणूक लेखा (निव्वळ) .. | (—)3,826 | 2,501 | Cash balance investment account (Net) |
| 8. इतर ऋण (निव्वळ) | (—)2,277 | 1,731 | Other debts (Net) |
| 9. एकूण | 1,55,194 | 1,84,847 | Total |

TABLE No. 27.4.3 (20.4.3)

Account—3 D

Cash and capital reconciliation account of Government administration and departmental commercial undertakings.

(रु. लाखात/Rs. in lakh)

| आवक | (प्रत्यक्ष) (Actuals) 1982-83 | (प्रत्यक्ष) (Actuals) 1983-84 | Incomings |
|---|-------------------------------------|-------------------------------------|---|
| (4) | (5) | (6) | (4) |
| 5. वित्तीय दायित्वातील निव्वळ वाढ (लेखा ३ सी ची संतुलन करणारी बाब). | 39,633 | 53,049 | Net increase in financial liabilities (Balancing item in Account—3C). |
| 6. रोख शिल्लकीतील घट | .. | 1,355 | Decrease in cash balance |
| 7. एकूण | 39,633 | 54,404 | Total |

28. किमती आणि निर्देशांक

PRICES AND INDICES

२८.१. या विभागात शेतीमाल, इतर आवश्यक वस्तू, सोने व चांदी यांच्या किमती, अखिल भारतीय घाऊक किमतीचा निर्देशांक, कामगार, शेतमजूर व अश्रमिक कर्मचारी यांचेकरिता ग्राहक किमतीचे निर्देशांक, नागरी व ग्रामीण विभागातील गिरकोट किमतीचे निर्देशांक यासंबंधी माहिती दिली आहे.

२८.२. भारत सरकारचे आर्थिक सल्लागार यांच्या कार्यालयातर्फे प्रसिद्ध होणाऱ्या "अपेडिक्स टु इन्डेक्स नंबर ऑफ होलसेल प्राईसेस इन इंडिया" मुद्रारित मालिका, ह्या प्रकाशनात निर्देशांक तयार करण्याच्या पद्धतीबाबत सविस्तर माहिती दिली आहे. कामगार आयुक्त, महाराष्ट्र शासन प्रसिद्ध करीत असलेल्या लेबर गॅझेट ह्या प्रकाशनाच्या डिसेंबर १९६५ च्या अंकात मुंबई व सोलापूर केंद्रासाठी तयार करावयाच्या नवीन निर्देशांकांच्या व्याप्ती व पद्धतीबाबतची सविस्तर माहिती दिली आहे; तर जळगाव व नागपूर केंद्रासाठी ती माहिती जानेवारी १९६६ च्या अंकात दिली आहे. पुणे केंद्रासंबंधीची माहिती ऑगस्ट १९६५ च्या अंकात व नांदेड व औरंगाबाद केंद्राविषयीची माहिती मार्च १९६६ च्या अंकात दिली आहे. "इंडियन लेबर जर्नल, खंड पाच, अंक ११" ह्या प्रकाशनात निर्देशांक तयार करण्याची पद्धत व त्याची व्याप्ती ह्याबद्दल सविस्तर माहिती दिलेली आहे. केंद्रीय सांख्यिकी संघटनेचे अश्रमिकेतर कामगारांचे ग्राहक किमतीचे निर्देशांक तयार करते. त्यासाठी १९६० हे पायाभूत वर्ष घेतले आहे. महाराष्ट्रात मुंबई, पुणे व नागपूर ह्या केंद्रांसाठी निर्देशांक तयार केले आहेत. केंद्रीय सांख्यिकी संघटनेने प्रसिद्ध केलेल्या "मंथली अंबस्ट्रॅक्ट ऑफ स्टॅटिस्टिक्स" ह्या प्रकाशनाच्या ऑगस्ट १९६६ च्या अंकात निर्देशांक तयार करावयाची पद्धत व व्याप्ती ह्यासंबंधी स्पष्टीकरण दिले आहे. "महाराष्ट्र अर्थ व सांख्यिकी त्रैमासिक पत्रिका" ह्या प्रकाशनाच्या ऑक्टोबर-डिसेंबर १९७९ च्या अंकात निर्देशांक काढण्याची पद्धत प्रसिद्ध केली आहे.

28.1. Information on prices of agricultural and other commodities, gold and silver, All-India wholesale price index number, consumer price index numbers for workers, agricultural labour and non-manual employees and retail price index numbers for urban and rural Maharashtra is given in this section.

28.2. The details of the method of construction of the index is given in the "Appendix to index number of wholesale prices in India" revised series, issued by the office of the Economic Adviser to the Government of India. The details, regarding the scope and method of compilation of the new index for Bombay and Solapur are given in December 1965 issue, for Jalgaon and Nagpur in January 1966 issue, for Pune in August 1965 issue and for Nanded and Aurangabad in March 1966 issue, of the Labour Gazette issued by the Commissioner of Labour, Government of Maharashtra. The details of the method of construction and scope of the index is given in Indian Labour Journal, Vol. V, No. 11. Consumer price index number for non-manual employees is compiled by the Central Statistical Organisation. The year 1960 is adopted as base. For Maharashtra, index is worked out for Greater Bombay, Pune and Nagpur centres. The method and scope of the index is explained in 'Monthly Abstract of Statistics, August 1966' published by the Central Statistical Organisation. The methodology has been published in the 'October—December 1979 issue' of the Maharashtra Quarterly Bulletin of Economics and Statistics.

28. किमती आणि निर्देशांक/ PRICES AND INDICES

तक्ता क्र./TABLE No. 28.1 A (11.1)

महाराष्ट्र राज्यातील निवडक केंद्रातील महत्वाच्या शेतीमालाच्या घाऊक किमती

Wholesale prices of certain important agricultural commodities at selected centres in Maharashtra State

(1982-83)

(प्रति क्विंटलची महिनाअखेर असलेली घाऊक किंमत रुपयात)

(Month end spot wholesale prices in Rs. per quintal).

| अनुक्रमांक Serial No. (1) | वस्तू (2) | बाजारपेठ (3) | प्रकार (4) | जून १९८२ June 1982 (5) | सप्टेंबर १९८२ September 1982 (6) | डिसेंबर १९८२ December 1982 (7) | मार्च १९८२ March 1982 (8) | Variety (4) | Market (3) | Commodity (2) |
|------------------------------------|--------------|---|--|--|---|--|--|--|---|------------------|
| 1 | पेंडी | बारशी कोल्हापूर | क्र. १ उत्तम | .. | .. | .. | .. | No. 1 Superior | Barshi Kolhapur | Paddy |
| 2 | ज्वारी | बारामती अहमदनगर श्रीरामपूर धुळे नंदुरबार जालना (अंबड) नाशिक लासलगांव बारशी सांगली जळगांव पाचोरा अकोला (वाशिम) अमरावती (दर्यापूर) नागपूर यवतमाळ (वणी) | क्र. १ पिवळी/गावरान बागायती/संकरित संकरित पिवळी संकरित/पांढरी संकरित/पिवळी पांढरी/लोकल पिवळी क्र. १ देशी/शाळसंकरित संकरित संकरित बालापूर पिवळी/संकरित स्थानिक पांढरी/संकरित पिवळी | N.A. 180.00 N.A. 110.50 163.00 115.00 N.A. 145.00 245.00 190.00 128.00 155.00 140.00 140.00 N.A. 120.00 | N.A. 185.00 N.A. 90.00 172.00 175.00 N.A. N.A. 185.00 200.00 130.00 N.A. 250.00 120.00 125.00 150.00 N.A. | N.A. 175.00 N.A. 115.00 165.00 160.00 N.A. N.A. 172.00 115.00 115.00 250.00 94.00 N.A. 130.00 N.A. | N.A. 190.00 185.00 150.00 159.00 N.A. 150.00 N.A. N.A. 122.00 N.A. 122.00 N.A. 136.00 150.00 N.A. 250.00 200.00 238.00 213.00 230.00 220.00 N.A. 287.00 N.A. 272.00 N.A. 275.00 260.00 N.A. N.A. 240.00 229.00 | No. 1 Yellow/Gaoran Bagayati/H. B. H. B. Yellow H. B./White H. B./Yellow White/Local Yellow No. 1 Deshi/Shalu H. B. H. B. H. B. Yellow/Hybrid Local White/Hybrid Yellow K. Sona Bazi/Mixican/Niphad K. Sona Baxi 973 Yellow Niphad Shet Bansi/Red/H. B. Potia Pissi Chawal Kathya/Hawra Bansi/Gaoran Gaorani Kalyan Bansi | Baramati Ahmadnagar Shuirampur Dhule Nadurbar Jalna (Ambad) Nashik Lasalgaon Barshi Sangli Jalgaon Pachora Akola (Washim) Amravati (Daryapur) Nagpur Yavatmal, (Wani) Ahmadnagar Shrirampur Jalgaon Dhule Nandurbar Nashik Lasalgaon Barshi Nanded Aurangabad Jalna (Ambad) Wardha Yavatmal (Wani) Akola (Washim) Nagpur Amravati (Dhamangaon) | Jowar |
| 3 | गहू | अहमदनगर श्रीरामपूर जळगांव धुळे नंदुरबार नाशिक लासलगांव बारशी नांदेड औरंगाबाद जालना (अंबड) वर्धा यवतमाळ (वणी) अकोला (वाशिम) नागपूर अमरावती (धामगाव) | पिवळा बखी/मिक्सकन/निफाड काळी सोना बखी ९७३ पिवळा निफाड शेट बन्सी/लाल/संकरित पोशिया पिसी चावल कट्या/हावरा बन्सी/गावरान गावरानी कल्याण बन्सी | 200.00 N.A. 115.00 202.00 216.50 N.A. 202.00 150.00 190.00 220.00 265.00 215.00 190.00 200.00 N.A. 130.00 | N.A. N.A. N.A. N.A. N.A. N.A. N.A. N.A. N.A. N.A. N.A. N.A. N.A. N.A. N.A. N.A. N.A. | N.A. N.A. 238.00 273.50 251.00 N.A. N.A. 257.00 287.00 N.A. N.A. 272.00 N.A. 275.00 260.00 N.A. N.A. 240.00 229.00 | K. Sona Bazi/Mixican/Niphad K. Sona Baxi 973 Yellow Niphad Shet Bansi/Red/H. B. Potia Pissi Chawal Kathya/Hawra Bansi/Gaoran Gaorani Kalyan Bansi | Ahmadnagar Shrirampur Jalgaon Dhule Nandurbar Nashik Lasalgaon Barshi Nanded Aurangabad Jalna (Ambad) Wardha Yavatmal (Wani) Akola (Washim) Nagpur Amravati (Dhamangaon) | Wheat | |

| | | | | | | | | | | |
|---------------|--------------|--------------------------|-----------------|--------|--------|-------------|----------------|----------------------------|------------------------------|-------|
| 4 | शंजरी | अहमदनगर | संकरित/गावरानी | 150.00 | 145.00 | 140.00 | 160.00 | H. B./Gaorani | Ahmadnagar | Bajra |
| | | श्रीरामपूर | गावरानी | N.A. | 160.00 | 157.50 | 165.00 | Gaorani | Shrirampur | |
| | | जळगांव | संकरित/गावरानी | 115.00 | 122.00 | 133.00 | N.A. | H. B. Gaorani | Jalgaon | |
| | | पाचोरा | स्थानिक/गावरानी | 129.0 | 132.00 | 136.00 | N.A. | Local/Gaorani | Pachora | |
| | | चाळीसगांव | गावरानी | N.A. | 107.00 | 125.00 | 109.00 | Gaorani | Chalisgaon | |
| | | धुळे | संकरित | 138.00 | 121.00 | 138.00 | 150.00 | H. B. | Dhule | |
| | | नंदुरवार | संकरित | 127.00 | N.A. | N.A. | 159.00 | H. B. | Nandurbar | |
| | | नाशिक | गावरानी | N.A. | N.A. | 170.0 | 175.00 | Gaorani | Nashik | |
| | | लासलगाव | स्थानिक | 155.00 | N.A. | 167.00 | N.A. | Local | Lassalgaon | |
| | | बारामती | संकरित | N.A. | N.A. | 148.10 | N.A. | H. B. | Baramati | |
| | | सांगली | गावरानी | 130.00 | N.A. | N.A. | 130.00 | Gaorani | Sangli | |
| | | जालना (लतूर) | हिरवी/संकरित | 170.00 | 155.00 | 133.00 | N.A. | Green/Hybrid | Jalna (Latur) | |
| | | अमरावती (धामंगाव) | गावरानी | 135.00 | 105.00 | N.A. | 135.00 | Gaorani | Amravati (Dhamangaon) | |
| | | वर्धा | स्थानिक | 133.00 | N.A. | N.A. | N.A. | Local | Wardha | |
| | | अकोला (वाशिम) | हिरवी/स्थानिक | 115.00 | 102.00 | N.A. | N.A. | Green/Local | Akola (Washim) | |
| औरंगाबाद | हिरवी | 120.00 | 125.00 | 145.00 | N.A. | Green | Aurangabad | | | |
| बीड | हिरवी/संकरित | 163.00 | 154.00 | 165.00 | 150.00 | Green/H. B. | Beed | | | |
| 5 | हरभरा | अहमदनगर | स्थानिक/निफाड | 270.00 | N.A. | N.A. | 255.00 | Local/Niphad/Yellow/Garda. | Ahmadnagar | Gram |
| | | नागपूर | देशी | N.A. | N.A. | 280.00 | 300.00 | Deshi | Nagpur | |
| | | अमरावती (दर्यापूर) | लाल/गावरानी | 250.00 | 270.00 | N.A. | 236.00 | Red/Gaorani | Amravati (Drayapur) | |
| | | वार्धा | गारडा | 260.00 | N.A. | 240.00 | N.A. | Garda | Barshi | |
| | | परभणी (जिंतूर) | लाल | N.A. | 265.00 | N.A. | N.A. | Red | Parbhani (Jintur) | |
| | | बीड | पिवळा | 261.00 | 250.00 | 200.00 | 261.00 | Yellow | Beed | |
| 6 | तूर | जळगांव | लाल क्र. १ | 325.00 | 357.00 | 385.00 | N.A. | Red No. 1 | Jalgaon | Tur |
| | | अहमदनगर | पांढरा | 330.00 | N.A. | N.A. | 365.00 | White | Ahmadnagar | |
| | | वार्धा | गज्जर | 370.00 | N.A. | 421.00 | N.A. | Gajar | Barshi | |
| | | औरंगाबाद | गज्जर | 322.00 | N.A. | 365.00 | N.A. | Gajar | Aurangabad | |
| | | परभणी (जिंतूर) (हिंगोली) | पांढरा | N.A. | 300.00 | 357.00 | N.A. | White/Gajar | Parbhani (Jintoor) (Hingoli) | |
| | | सेलू | पांढरा क्र. २ | N.A. | 403.75 | 382.00 | 410.00 | White No. 2 | Seilu | |
| | | अमरावती (दर्यापूर) | पांढरा | 335.00 | 325.00 | 405.00 | 382.00 | White | Amravati (Drayapur) | |
| | | वर्धा | गज्जर | 355.00 | 375.00 | N.A. | N.A. | Gajar | Wardha | |
| | | नागपूर | पांढरा | N.A. | N.A. | N.A. | N.A. | White | Nagpur | |
| अकोला (वाशिम) | लाल | 315.00 | 350.00 | 375.00 | N.A. | Red | Akola (Washim) | | | |
| 7 | मूग | पुणे | | | | | | | Pune | Moong |
| | | जळगांव | हिरवा/२ | 350.00 | 280.00 | 290.00 | N.A. | Green/II | Jalgaon | |
| | | नंदुरवार | चमकी/काळा | 331.00 | 265.00 | 290.00 | 360.00 | Chamki/Kala | Nandurbar | |
| | | जालना (अंबड) | हिरवा/चमकी | 363.00 | 275.00 | N.A. | N.A. | Green/Chamki | Jalna(Ambad) | |
| | | बीड | | N.A. | N.A. | N.A. | N.A. | | Beed | |
| | | नांदेड (भोकर) | स्थानिक | 292.00 | N.A. | N.A. | N.A. | Local | Nanded (Bhokar) | |
| | | अमरावती (दर्यापूर) | हिरवा | 345.00 | 325.00 | 284.00 | 350.00 | Green | Amravati (Drayapur) | |
| | | वर्धा | हिरवा | 305.00 | N.A. | 242.00 | N.A. | Green | Wardha | |
| यवतमाळ | लहान | N.A. | N.A. | N.A. | N.A. | Small | Yavatmal | | | |

तक्ता क्रमांक / TABLE No. 28.1 A (11.1) - contd.

| (1) | (2) | (3) | (4) | (5) | (6) | (7) | (8) | (4) | (3) | (2) |
|-----|--------|---|---|--|--|--|--|---|---|----------------------|
| 8 | उडीद | जळगांव चाळीसगाव पाचोरा नांदेड नागपूर अमरावती अहमदनगर मलकापूर वर्धा | स्थानिक २/१ स्थानिक नं. १ स्थानिक काळा लहान | 360.00 N.A. 325.00 320.00 N.A. 310.00 N.A. N.A. N.A. | 327.00 N.A. N.A. N.A. N.A. 280.00 N.A. N.A. N.A. | 315.00 N.A. N.A. N.A. N.A. 298.00 N.A. N.A. N.A. | N.A. 350.00 N.A. N.A. N.A. 370.00 N.A. N.A. N.A. | Local II/1 Local No. 1 Local Black Small | Jalgaon Chalisgaon Pachora Nanded Nagpur Amravati Ahmadnagar Malkapur Wardha | Urid |
| 9 | भुईमुग | अहमदनगर श्रीरामपूर पुणे पाचोरा धुळे नंदुरवार लासलगाव बाशी जालना (अंबड) कोल्हापूर सांगली कराड औरंगाबाद बीड नागपूर अमरावती जळगांव | डोबळी/स्थानिक घुंघरी घुंघरी स्पॅनीश/पीनट लहान खानदेश (नं. १)/डोबळी जाडी/घुंघरी कोपरगाव डोबळी/जपानी पासरी घुंघरी डोबळी डोबळी लहान जपानी/डोबळी | 450.00 N.A. N.A. 405.00 448.50 470.00 390.00 444.00 241.00 N.A. 450.00 488.10 400.00 430.00 N.A. 405.00 N.A. | N.A. N.A. N.A. 445.00 425.00 437.00 N.A. N.A. 390.00 N.A. 380.00 N.A. N.A. 364.00 N.A. 396.00 455.00 | N.A. N.A. N.A. 479.00 469.50 450.00 424.00 408.00 N.A. N.A. 410.00 440.00 N.A. N.A. 480.00 410.00 N.A. | 500.00 426.00 N.A. N.A. 401.00 430.00 N.A. N.A. N.A. 410.00 440.00 N.A. N.A. 390.00 480.00 454.00 N.A. | Dobali/Local Ghungari Ghungari Spanish/Peanut Local Khandesh No. 1/Bold Ghungari Kopargaon Bold/Japani, Jadi Pasari Ghungari Bold Bold Small Japani/Bold | Ahmadnagar Shrirampur Pune Pachora Dhule Nandurbar Lasalgaon Barshi Jalna (Ambad) Kolhapur Sangli Karad Aurangabad Beed Nagpur Amravati Jalgaon | Groundnut (Pods). |
| 10 | करडई | अहमदनगर बाशी सांगली जालना (अंबड) | गावरान/स्थानिक देशी लहान | 360.00 371.00 320.00 N.A. | N.A. N.A. N.A. N.A. | 440.00 N.A. N.A. 425.00 | 330.00 N.A. 320.00 N.A. | Garun/Local Deshi Small | Ahmadnagar Baishi Sangli Jalna (Ambad) | Sufflower |
| 11 | तंबाखू | सांगली जयसिंगपूर | देशी (देशी) | 400.00 N.A. | N.A. N.A. | N.A. 725.00 | N.A. 800.00 | Deshi (Deshi) | Sangli Jayasingpur | Tabacco |
| 12 | गुळ | श्रीरामपूर अहमदनगर कोपरगाव नंदुरवार सांगली कोल्हापूर लासलगाव पुणे कराड नागपूर | लाल नं. २ लाल नं. २ पिवळा नं. २ बरा कोल्हापूरी नं. २ स्पेशल मध्यम पिवळा केशरी कोल्हापूरी अंकापल्ली | N.A. 150.00 N.A. 195.00 210.00 N.A. 141.00 N.A. 205.00 N.A. | N.A. N.A. N.A. N.A. N.A. N.A. N.A. N.A. N.A. N.A. | N.A. 182.00 220.00 N.A. 190.00 N.A. N.A. 215.00 N.A. N.A. | 225.00 195.00 N.A. 200.00 175.00 205.00 N.A. N.A. 209.00 N.A. | Red No. 2 Red No. 2 Yellow No. 2 Fair Kolhapuri No. 2 Special Medium Yellow kesari Kolhapur Ankapali | Shrirampur Ahmadnagar Kopargaon Nandurbar Sangli Kolhapur Lasalgaon Pune Karad Nagpur | Gur |

| | | | | | | | | | | | | |
|----|-------|----|----|-----------------|----------------------|----------|-------|--------|--------|-----------------------|-----------------|-----------|
| 13 | कांदा | .. | .. | नाशिक | उन्हाळी/लाल | N.A. | 90.00 | N.A. | 70.00 | Summer/Red | Nashik | Onions |
| | | | | लासलगाव | लालसर | 62.00 | N.A. | N.A. | N.A. | Redish | Lasalgaon | |
| | | | | पुणे | फूरसुंगी/लोणंद | N.A. | N.A. | N.A. | N.A. | Fursungi/Lonand | Pune | |
| 14 | बटाटे | .. | .. | नाशिक | नाशिक/तळेगाव | N.A. | N.A. | N.A. | 120.00 | Talegaon | Nashik | Potatos |
| | | | | पुणे | तळेगाव/म्हैसूर | N.A. | N.A. | N.A. | N.A. | Talegaon/Mysore | Pune | Banglore. |
| 15 | मिरची | .. | .. | नांदुरबार | सुकी घाटी | 950.00 | N.A. | 955.00 | 656.00 | Dry Ghati | Nandurbar | Chilli |
| | | | | धुळे | गावरानी | 1,190.00 | N.A. | 650.00 | N.A. | Gaorani | Dhule | |
| | | | | सांगली | जोवारी | 950.00 | N.A. | 775.00 | 700.00 | Jowari | Sangli | |
| | | | | नागपूर | भिवापुरी | N.A. | N.A. | 725.00 | 625.10 | Bhiwapuri | Nagpur | |

* N. A.—उपलब्ध नाही/ Not Available.

आधार : उपसंचालक, पणन, महाराष्ट्र शासन, मुंबई.

Source.—Deputy Director of Marketing, Government of Maharashtra, Bombay.

28. किंमती आणि निर्देशांक/PRICES AND INDICES

तक्ता क्रमांक/TABLE No. 28-1-B (11.1)

महाराष्ट्र राज्यातील निवडक केंद्रातील महत्वाच्या शेतीमालाच्या घाऊक किंमती
Wholesale prices of certain important agricultural commodities at selected centres in Maharashtra State
(1983-84)

(प्रति क्विंटलची महिनाअखेर असलेली घाऊक किंमत)
(Month end spot wholesale prices in Rs. per quintal)

| बनुक्रमांक Serial No. | वस्तू | बाजारपेठ | जात | जून June 1983 | सप्टेंबर September 1983 | डिसेंबर December 1983 | मार्च March 1984 | जात Variety- | बाजारपेठ Market | वस्तू Commodity |
|-----------------------------|--------|--|---|--|---|---|---|---|---|--------------------|
| (1) | (2) | (3) | (4) | (5) | (6) | (7) | (8) | (2) | (3) | (4) |
| 1 | भात | बाशी कोल्हापूर | क्र. २ उत्तम | N. A. | .. | .. | .. | No. 2 Superior | Barshi Kolhapur | Paddy |
| 2 | ज्वारी | बारामती अहमदनगर श्रीरामपूर धुळे नंदुरबार जालना नाशिक लासलगांव बाशी सांगली जळगांव पाचोरा अकोला अमरावती नागपूर | क्र. १/२ पिवळी/गावरानी बागायती/संकरित संकरित पिवळी संकरित/पांढरी संकरित/पिवळी पांढरी/लोकल पिवळी क्र. १ देशी/शाळू संकरित संकरित पिवळी/संकरित स्थानिक पांढरी/संकरित | N. A. 205-00 195-00 152-50 191-00 123-00 190-00 185-00 274-50 220-00 N. A. 134-50 130-00 140-00 145-00 | N. A. 215-00 207-00 155-00 195-00 130-00 N. A. 198-00 205-00 145-00 160-00 125-00 140-00 N. A. 145-00 | N. A. N. A. 169-00 127-00 220-00 N. A. 210-00 240-00 N. A. 140-00 110-00 100-00 150-00 N. A. 160-00 | N. A. 205-00 195-00 129-50 195-00 N. A. 160-00 180-00 N. A. 220-00 111-00 N. A. 143-00 N. A. 160-00 | No. 1/2 Georati/Yellow Bagayati/H. B. H. B. Yellow H. B./White H. B./Yellow White/Local Yellow No. 1 Deshi/Shalu H. B. H. B. Yellow/Hybrid Local White/Hybrid | Baramati Ahmadnagar Shrirampur Dhule Nandurbar Jalna Nashik Lasalgaon Barshi Sangli Jalgaon Pachora Akola Amravati Nagpur | Jowar |
| 3 | गहू | अहमदनगर श्रीरामपूर जळगांव धुळे नंदुरबार नाशिक लासलगांव बाशी नांदेड औरंगाबाद जालना वर्धा | पिवळी/कल्याण सोना बक्षी/मिक्सकन/निफाड काळी सोना बक्षी ९७३ पिवळा निफाड शेट बन्सी/लाल/संकरित पोशिया पिसी चावलकटथा/हावरा | 270-00 285-00 N. A. 245-00 257-00 280-00 265-00 N. A. N. A. N. A. N. A. 330-00 N. A. | 270-00 244-00 255-00 251-00 251-00 280-00 268-00 N. A. N. A. N. A. N. A. 275-00 333-00 270-00 | N. A. 325-00 265-00 302-00 281-00 295-00 275-00 N. A. N. A. N. A. N. A. N. A. N. A. 280-00 | N. A. 205-00 295-00 194-50 205-00 225-00 210-00 N. A. N. A. N. A. N. A. N. A. N. A. 245-00 | Yellow/K. Sona Baxi/Mixican/Niphad K. Sona Baxi 973 Yellow Niphad Shet Bansi/Red/H. B. Potia Pissi Chawal Kathya/Hawra | Ahmadnagar Shrirampur Jalgaon Dhule Nandurbar Nashik Lasalgaon Barshi Nanded Aurangabad Jalna (Ambad) Wardha | Wheat |

| | | | | | | | | | | | | |
|---|--------------------|----|----|------------------|----|----|--------|--------|--------|--------|---------------------|----------------------|
| | यवतमाळ (वणी) | ** | ** | बन्सी/गावरानी | ** | ** | 230-00 | .. | N. A. | N. A. | Bansi/Gaorani | Yavatmal (Wani) |
| | अकोला (वाशिम) | ** | ** | गावरानी | ** | ** | 280-00 | 250-00 | 275-00 | 203-00 | Gaorani | Akola (Washim) |
| | नागपूर | ** | ** | काळी सोना/कल्याण | ** | ** | 260-00 | 250-00 | 265-00 | 290-00 | K. Sona/Kalyan | Nagpur |
| | अमरावती | ** | ** | बन्सी/काळी सोना | ** | ** | 249-00 | 235-00 | N. A. | 207-00 | Bansi/K. Sona | Amravati |
| 4 | बाजरी | ** | ** | अहमदनगर | ** | ** | 190-00 | 155-00 | N. A. | 150-00 | H. B./Gaorani | Ahmadnagar |
| | श्रीरामपूर | ** | ** | गावरानी | ** | ** | 180-00 | 170-00 | 176-00 | 152-00 | Gaorani | Shrirampur |
| | जळगांव | ** | ** | स्थानिक/संकरित | ** | ** | N. A. | 155-00 | 115-00 | 85-00 | Local/Hybrid | Jalgaon |
| | पाचोरा | ** | ** | स्थानिक/संकरित | ** | ** | 180-00 | 124-00 | N. A. | N. A. | Local/H. B. | Pachora |
| | धुळे | ** | ** | संकरित | ** | ** | 189-00 | 143-00 | 140-50 | 131-00 | H. B. | Dhule |
| | नंदुरबार | ** | ** | संकरित | ** | ** | 188-00 | N. A. | N. A. | 141-00 | H. B. | Nandurbar |
| | नाशिक | ** | ** | गावरानी | ** | ** | 205-00 | N. A. | 215-00 | 175-00 | Gaorani | Nashik |
| | लासलगांव | ** | ** | स्थानिक | ** | ** | 205-00 | 190-00 | 165-50 | 150-00 | Local | Lasalgaon |
| | बारामती | ** | ** | संकरित | ** | ** | 184-00 | 155-00 | 180-00 | 131-00 | H. B. | Baramati |
| | सांगली | ** | ** | संकरित/देशी | ** | ** | 190-00 | 125-00 | 150-00 | 150-00 | H. B./Deshi | Sangli |
| | जालना | ** | ** | हिरवी/संकरित | ** | ** | 180-00 | 165-00 | 138-00 | N. A. | Green/Hybrid | Jalna |
| | अमरावती | ** | ** | गावरानी | ** | ** | N. A. | 155-00 | 186-00 | N. A. | Gaorani | Amravati |
| | वर्धा | ** | ** | स्थानिक | ** | ** | N. A. | 145-00 | 185-00 | N. A. | Local | Wardha |
| | अकोला (वाशिम) | ** | ** | हिरवी/स्थानिक | ** | ** | 130-00 | 100-00 | 185-00 | N. A. | Green/Local | Akola (Washim) |
| | औरंगाबाद | ** | ** | हिरवी | ** | ** | N. A. | 165-00 | 135-00 | 150-00 | Green | Aurangabad |
| | बीड | ** | ** | हिरवी/संकरित | ** | ** | 175-00 | 180-00 | 140-00 | N. A. | Green/H. B. | Beed |
| | यवतमाळ | ** | ** | ढोबळी | ** | ** | N. A. | 150-00 | N. A. | N. A. | Bold | Yavatmal |
| 5 | हरभरा | ** | ** | अहमदनगर | ** | ** | 255-00 | 275-00 | N. A. | N. A. | Local/Niphad/Yellow | Ahmadnagar |
| | मालेगांव | ** | ** | चाफा | ** | ** | N. A. | N. A. | .. | N. A. | Chafa | Malegaon |
| | नागपूर | ** | ** | देशी | ** | ** | 260-00 | N. A. | N. A. | 370-00 | Deshi | Nagpur |
| | पुणे | ** | ** | गुलाबी | ** | ** | N. A. | 250-00 | N. A. | N. A. | Gulabi | Pune |
| | अमरावती (दर्यापूर) | ** | ** | लाल/गावरान | ** | ** | 240-00 | N. A. | N. A. | N. A. | Red/Gaorani | Amravati (Daryapur) |
| | बारशी | ** | ** | गारडा | ** | ** | N. A. | N. A. | N. A. | N. A. | Garda | Barshi |
| | परभणी | ** | ** | लाल | ** | ** | N. A. | N. A. | N. A. | N. A. | Red/ | Parbhani |
| | बीड | ** | ** | पिवळा | ** | ** | 230-00 | 240-00 | 350-00 | N. A. | Yellow | Beed |
| | वर्धा | ** | ** | .. | ** | ** | N. A. | N. A. | N. A. | N. A. | .. | Wardha |
| | जळगांव | ** | ** | लाल क्र. १ | ** | ** | N. A. | N. A. | N. A. | N. A. | Red No. 1. | Jalgaon |
| 6 | तूर | ** | ** | अहमदनगर | ** | ** | 390-00 | 395-00 | 485-00 | 400-00 | Gajar/White | Ahmadnagar |
| | बारशी | ** | ** | पांढरा/गज्जर | ** | ** | 497-23 | 495-00 | N. A. | 442-00 | White/Gajar | Barshi |
| | औरंगाबाद | ** | ** | गज्जर २ | ** | ** | N. A. | 425-00 | N. A. | N. A. | Gajar II | Aurangabad |
| | परभणी | ** | ** | पांढरा/गज्जर | ** | ** | N. A. | N. A. | N. A. | N. A. | White/Gajar | Parbhani |
| | सैलू | ** | ** | पांढरा क्र. २ | ** | ** | .. | N. A. | 496-00 | N. A. | White No. 2. | Sailu |
| | अमरावती (दर्यापूर) | ** | ** | पांढरा | ** | ** | 382-00 | 429-00 | 475-00 | N. A. | White | Amravati (Darayapur) |
| | वर्धा | ** | ** | गज्जर | ** | ** | N. A. | N. A. | 480-00 | 432-00 | Gajar | Wardha |
| | नागपूर | ** | ** | पांढरा | ** | ** | N. A. | 460-00 | N. A. | N. A. | White | Nagpur |
| | अकोला (वाशिम) | ** | ** | लाल | ** | ** | 430-00 | 380-00 | 530-00 | 415-00 | Red | Akola (Washim) |
| | बीड | ** | ** | गज्जर | ** | ** | 510-00 | N. A. | 550-00 | N. A. | Gajar | Beed |
| | नांदेड | ** | ** | गज्जर | ** | ** | N. A. | N. A. | N. A. | N. A. | Gajar | Nanded |

तक्ता क्रमांक//TABLE No. 28-1 B (11.1)—contd.

| (1) | (2) | (3) | (4) | (5) | (6) | (7) | (8) | (2) | (3) | (4) |
|-----|--------------|---|--|--|--|---|---|---|---|----------------------|
| 7 | मूग | जळगांव नंदुरबार जालना बीड नांदेड (भोकर) अमरावती (दर्यापूर) वर्धा | हिरवा/२ चमकी हिरवा/चमकी स्थानिक स्थानिक हिरवा हिरवा | N. A. 480-26 381-00 421-00 N. A. 399-00 480-26 | 265-00 290-00 275-00 N. A. N. A. 290-00 240-00 | 375-00 N. A. 365-50 N. A. N. A. 410-00 375-00 | 385-00 451-00 N. A. N. A. N. A. N. A. 405-00 | Green/II Chamki Green/Chamki Local Local Green Green | Jalgaon Nandurbar Jalna (Ambad) Beed Nanded (Bhokar) Amravati(Daryapur) Wardha | Moong |
| 8 | उडीद | यवतमाळ जळगांव पाचोरा नांदेड नागपूर अमरावती | लहान स्थानिक २/१ स्थानिक नं. १ स्थानिक काळा लहान | N. A. 450-00 N. A. 435-00 398-00 | 351-00 350-00 N. A. 400-00 N. A. | 375-00 330-00 N. A. N. A. 418-00 | N. A. N. A. N. A. 451-00 422-00 | Small Local II/I Local No. 1 Local Black Small | Yavatmal Jalgaon Pachora Nanded Nagpur Amravati | Udid |
| 9 | भुईमुग शेंगा | अहमदनगर श्रीरामपूर पाचोरा धुळे नंदुरबार लासलगांव बारशी जालना कोल्हापूर सांगली कराड चाळीसगांव औरंगाबाद बीड नागपूर अमरावती जळगांव | दोबळी/स्थानिक/धुंगरी धुंगरी धुंगरी स्पॅनीश/पीनट लहान खानदेश नं १/दोबळी धुंगरी कोपरगांव दोबळी/जपानी जाडी पासरी धुंगरी धुंगरी दोबळी दोबळी लहान जपानी/दोबळी | 500-00 650-00 485-00 517-00 875-00 450-00 416-00 310-00 N. A. N. A. 460-00 N. A. N. A. N. A. 525-00 480-00 495-00 N. A. | 525-00 479-00 570-00 569-00 535-00 500-00 460-00 523-00 N. A. 500-00 500-00 N. A. N. A. N. A. 450-00 400-00 575-00 561-00 | N. A. 750-00 535-00 521-00 N. A. 450-00 N. A. N. A. N. A. 500-00 500-00 N. A. N. A. N. A. N. A. N. A. N. A. N. A. N. A. | N. A. 740-00 N. A. 502-00 510-00 450-00 N. A. N. A. 500-00 500-00 500-00 500-00 N. A. N. A. N. A. 470-00 510-00 490-00 450-00 | Dobali/Local/Ghungari Ghungari Ghungari Spanish/Peanut Small Khandesh No. 1/Bold Ghungari Kopargaon Bold/Japani, Jadi Pasari Ghungari Ghungari Bold Bold Small Japan/Bold | Ahmadnagar Shrirampur Pachora Dhule Nandurbar Lasalgaon Barshi Jalna Kolhapur Sangli Karad Chalisgaon Aurangabad Beed Nagpur Amravati Jalgaon | Groundnut (Pods). |
| 10 | करडई | अहमदनगर बारशी सांगली जालना | स्थानिक देशी लहान | 357-00 391-80 1,000-00 N. A. | 475-00 438-00 400-00 N. A. | N. A. N. A. N. A. N. A. | 360-00 343-00 360-00 N. A. | Local .. Deshi Small | Ahmadnagar Barshi Sangli Jalna | Sufflower |
| 11 | तंबाखू | सांगली कोल्हापूर (जयसिंगपूर) | देशी देशी | 390-00 725-00 | 600-00 N. A. | N. A. 1,000-00 | 750-00 1,000-00 | Deshi Deshi | Sangli Kolhapur (Jayasingpur) | Tobacco |

| | | | | | | | | | | |
|----|--------|------------|----------------|--------|--------|--------|--------|--------------------|------------|----------|
| 12 | गुळ | श्रीरामपूर | लाळ नं. २ | 250-00 | 350-00 | N. A. | 300-00 | Red No. 2. | Shrirampur | Gur |
| | | अहमदनगर | लाळ नं. २ | 240-00 | 320-00 | 287-00 | 310-00 | Red No. 2. | Ahmadnagar | |
| | | कोपरगांव | पिवळा नं. २ | N. A. | N. A. | N. A. | N. A. | Yellow No. 2 | Kopergaon | |
| | | नंदुरबार | बरा | 250-00 | N. A. | N. A. | 360-00 | Fair | Nandurbar | |
| | | सांगली | कोल्हापूरी | 290-00 | 350-00 | 350-00 | 350-00 | Kolhapur | Sangli | |
| | | कोल्हापूर | नं. २ स्पेशल | N. A. | N. A. | 310-00 | 300-00 | No. 2 Special | Kolhapur | |
| | | लासलगांव | मध्यम | 215-00 | 331-00 | 275-00 | 297-00 | Medium | Lasalgaon | |
| | | पुणे | पिवळा केशरी | 260-00 | 380-00 | 300-00 | 320-00 | Yellow Kesari | Pune | |
| | | कराड | कोल्हापूरी | 291-00 | 250-00 | 310-00 | 340-00 | Kolhapur | Karad | |
| | | नागपूर | अंकापल्ली | N. A. | 390-00 | N. A. | 390-00 | Ankapali | Nagpur | |
| 13 | क्रोदा | नाशिक | उन्हाळी/खाल | 110-00 | 240-00 | 90-00 | 60-00 | Summer/Red | Nashik | Onions |
| | | लासलगांव | लालसर | 128-00 | 251-00 | 166-00 | 55-00 | Redish | Lasalgaon | |
| | | पुणे | फुरसंगी/लोणद | 150-00 | 210-00 | 90-00 | N. A. | Fursungi/Lonand | Pune | |
| | | नागपूर | नाशिक/गावरानी | 120-00 | 174-00 | N. A. | N. A. | Nashik/Gaorani | Nagpur | |
| 14 | बटाटा | नाशिक | तळेगांव/नाशिक | 210-00 | 200-00 | 170-00 | 120-00 | Talegaon/Nashik | Nashik | Potatos |
| | | पुणे | तळेगांव/बंगलोर | 210-00 | N. A. | 190-00 | N. A. | Talegaon/Banglore. | Pune | |
| 15 | मिरची | नंदुरबार | सुकी/घाटी | 770-00 | 511-00 | 700-00 | 752-00 | Dry/Ghati | Nandurbar | Chillies |
| | | धुळे | गावरानी | 736-00 | 526-00 | 425-00 | 616-00 | Gaorani | Dhule | |
| | | सांगली | जोवारी | 550-00 | 500-00 | 750-00 | 750-00 | Jowari | Sangli | |
| | | नागपूर | भिवापुरी | 770-00 | 420-00 | 637-50 | 800-00 | Bhiwapuri | Nagpur | |

N.A.—उपलब्ध नाही/Not Available.

स्रोत—उपसंचालक, यजन, महाराष्ट्र शासन, पुणे.

Source—Deputy Director of Marketing, Government of Maharashtra, Bombay.

मुंबई बाजारातील काही शेती व इतर आवश्यक वस्तूंच्या घाऊक किमती

| वस्तु | जात | एप्रिल April 1982 | मे May 1982 | जून June 1982 | जुलै July 1982 | ऑगस्ट August 1982 | सप्टेंबर September 1982 |
|---------------------------|--------------------------|-------------------------|-------------------|---------------------|----------------------|-------------------------|-------------------------------|
| (1) | (2) | (3) | (4) | (5) | (6) | (7) | (8) |
| बाजरी | | N.A. | N.A. | N.A. | 215.00 | N.A. | 214.00 |
| | खानदेश नं. २ | 220.00 | 215.00 | 220.00 | 220.00 | 230.00 | 220.00 |
| कढधान्ये— | | | | | | | |
| उडीद | खानदेश | 280.00 | 300.00 | 275.00 | 380.00 | 425.00 | 400.00 |
| भूप | मोगलाई/हिरवा, चमकी | 370.00 | 360.00 | 360.00 | 360.00 | 370.00 | 320.00 |
| | चिनाई | 430.00 | 420.00 | 420.00 | 420.00 | 430.00 | 360.00 |
| मसूर | मोठी | 390.00 | 380.00 | 360.00 | 375.00 | 360.00 | 340.00 |
| तूर | पांढरा | N.A. | N.A. | N.A. | N.A. | N.A. | N.A. |
| मठ | पांढरा | N.A. | N.A. | N.A. | N.A. | N.A. | N.A. |
| हरभरा | पिवळा | 280.00 | 280.00 | 280.00 | 340.00 | 350.00 | 310.00 |
| चवळी | पांढरी/लाल | 270.00 | 270.00 | 280.00 | 290.00 | 316.00 | 270.00 |
| भाळी— | | | | | | | |
| चणा डाळ | | 355.00 | 360.00 | 370.00 | 390.00 | 390.00 | 360.00 |
| तूर डाळ | | 440.00 | 450.00 | 430.00 | 500.00 | 520.00 | 490.00 |
| हेलबिया— | | | | | | | |
| शेंगदाणा | ढोबळी | 580.00 | 600.00 | 615.00 | 620.00 | 595.00 | 540.00 |
| एरंडी | मोठे | 276.00 | 301.00 | 342.00 | 340.00 | 338.00 | 318.00 |
| जवस | मोठे | 380.00 | 440.00 | 460.00 | 460.00 | 480.00 | 450.00 |
| तेले— | | | | | | | |
| शेंगदाणा तेल | | 1,261.00 | 1,281.80 | 1,406.60 | 1,424.40 | 1,341.60 | 1,341.00 |
| एरंडेल | कामायल | 650.00 | 690.00 | 740.00 | 752.50 | 777.50 | 747.50 |
| जवस तेल | कच्चे | 936.00 | 1,040.00 | 1,102.00 | 1,162.20 | 1,164.80 | 1,123.20 |
| खोबरेल तेल | पांढरे | 1,300.00 | 1,508.00 | 1,640.00 | 1,630.00 | 1,660.00 | 1,693.20 |
| बड्या— | | | | | | | |
| शेंगदाणा पेंड | | 170.00 | 175.00 | 187.50 | 177.30 | 165.00 | 165.00 |
| एरंडेल, पेंड | | 60.00 | 67.50 | 75.00 | 77.50 | 80.00 | 80.00 |
| गुळ | कोल्हापूर नं. १ | 360.00 | 450.00 | 450.00 | 390.00 | 360.00 | 350.00 |
| | कोल्हापूर नं. २ | 265.00 | 320.00 | 360.00 | 310.00 | 310.00 | 300.00 |
| साखर | सी ३० (खुल्या बाजारातील) | 548.00 | 556.00 | 520.00 | 565.00 | 465.00 | 435.00 |
| | डी ३० (खुल्या बाजारातील) | 538.00 | 548.00 | 518.00 | 558.00 | 448.00 | 425.00 |
| दूध (प्रत्येकी १० लिटर) | म्हशीचे | 40.00 | 40.00 | 50.00 | 62.00 | 50.00 | 60.00 |
| सोणी | खानदेशी | 3,200.00 | 3,200.00 | 3,200.00 | 3,200.00 | 3,400.00 | 3,200.00 |
| | बेळगाव | 3,200.00 | 3,200.00 | 3,200.00 | 3,200.00 | 3,400.00 | 3,200.00 |
| मिरची | घाटी | 950.00 | 1,100.00 | 1,125.00 | 1,200.00 | 1,100.00 | 1,000.00 |
| | बेडगी | 900.00 | 1,050.00 | 1,100.00 | 1,425.00 | 1,300.00 | 1,100.00 |
| | मद्रास | 1,100.00 | 1,150.00 | 1,450.00 | 1,250.00 | 1,400.00 | 1,400.00 |
| | संकेतवर | 1,300.00 | 1,400.00 | 1,500.00 | 1,300.00 | 1,400.00 | 1,100.00 |
| हळद | राजापुरी | 550.00 | 500.00 | 625.00 | 600.00 | 600.00 | 650.00 |
| आले | विरंजोत | 1,600.00 | 1,600.00 | 1,600.00 | 1,750.00 | 1,700.00 | 1,800.00 |
| बटाटे (प्रत्येकी १० किलो) | तळेगाव नं. १/फरकाबाद | 11.00 | 17.50 | 12.00 | 40.00 | 19.00 | N.A. |
| | तळेगाव नं. २/बंगलोर | 13.00 | N.A. | 20.00 | 19.00 | 19.00 | 14.00 |
| कांदे (प्रत्येकी १० किलो) | नाशिक नं. १ | 5.50 | 10.00 | 9.50 | 11.00 | 12.00 | 11.00 |
| | फुरसुंगा/नाशिक नं. २ | 6.50 | N.A. | 9.50 | 10.00 | 10.00 | N.A. |
| केळी (प्रत्येकी १० किलो) | खानदेश | N.A. | N.A. | 29.00 | 10.00 | 28.00 | 12.00 |

PRICES AND INDICES

TABLE No. 28.2A (11.2)

Wholesale prices of certain agricultural and other essential commodities at Bombay market

(प्रति किबटल महिनाखेरच्या किमती रूपात)

(Monthend Prices in Rs. per quintal)

(1982-83)

| ऑक्टोबर October 1982 (9) | नोव्हेंबर November 1982 (10) | डिसेंबर December 1982 (11) | जानेवारी January 1983 (12) | फेब्रुवारी February 1983 (13) | मार्च March 1983 (14) | Variety (2) | Commodity (1) |
|-----------------------------------|---------------------------------------|-------------------------------------|-------------------------------------|--|--------------------------------|--------------------------|-----------------------|
| 213.00 210.00 | N.A. 225.00 | 220.00 392.00 | N.A. 205.00 | N.A. 185.00 | N.A. 190.00 | Punjab Khandesh No. 2 | Bajra |
| Pulses— | | | | | | | |
| 310.00 | 330.00 | 310.00 | 320.00 | 335.00 | 350.00 | Khandesh | Udid |
| 330.00 | 330.00 | 320.00 | 325.00 | 350.00 | 360.00 | Moglai/Green/Chammaki | Moong |
| 350.00 | 360.00 | 340.00 | 350.00 | 365.00 | 390.00 | Chinai | |
| 330.00 | 266.00 | 350.00 | 320.00 | 300.00 | 300.00 | Bold | Masur |
| N.A. | N.A. | N.A. | N.A. | N.A. | N.A. | White | Tur |
| N.A. | N.A. | N.A. | N.A. | N.A. | N.A. | White | Math |
| 300.00 | 320.00 | 305.00 | 310.00 | 320.00 | 270.00 | Yellow | Gram |
| 230.00 | 260.00 | 230.00 | 220.00 | 250.00 | 280.00 | White/Red | Chavali |
| Dals— | | | | | | | |
| 370.00 | 390.00 | 350.00 | 340.00 | 345.00 | 310.00 | | Gramdal |
| 490.00 | 550.00 | 500.00 | 505.00 | 520.00 | 510.00 | | Turdal |
| Oilseeds— | | | | | | | |
| 322.00 | 630.00 | 602.00 | 595.00 | 579.00 | 580.00 | Bold | Groundnut (Shelled) |
| 332.00 | 318.00 | 332.00 | 358.55 | 374.00 | 398.00 | Bold | Castor seed |
| 470.00 | 480.00 | 480.00 | 460.00 | 418.00 | 400.00 | Bold | Linseed |
| Oils— | | | | | | | |
| 1,391.50 | 1,404.00 | 1,419.60 | 1,411.80 | 1,366.00 | 1,372.80 | | Groundnut oil |
| 747.00 | 725.00 | 730.00 | 810.00 | 850.00 | 900.00 | Commercial | Castor oil |
| 1,154.40 | 1,206.40 | 1,196.00 | 1,144.00 | 1,192.00 | 998.40 | Raw | Linseed oil |
| 1,896.00 | 2,000.00 | 2,200.00 | 2,030.00 | 1,900.00 | 1,736.80 | White | Copra oil |
| Cakes— | | | | | | | |
| 180.00 | 180.00 | 172.50 | 175.00 | 180.00 | 175.00 | | Groundnut cake |
| 87.50 | 90.00 | 90.00 | 85.00 | 80.00 | 80.00 | | Castor cake |
| 350.00 | 380.00 | 380.00 | 330.00 | 340.00 | 320.00 | Kolhapur No. 1 | Gur |
| 300.00 | 330.00 | 310.00 | 270.00 | 300.00 | 270.00 | Kolhapur No. 2 | |
| 415.00 | 415.00 | 392.00 | 427.00 | 461.00 | 452.00 | C-30 (Open market) | Sugar |
| 408.00 | 398.00 | 385.00 | 412.00 | 446.00 | 438.00 | D-30 (Open market) | |
| 51.00 | 49.00 | 50.00 | 40.00 | 40.00 | N.A. | Buffalo | Milk (per 10 litres) |
| 3,400.00 | 3,400.00 | 2,500.00 | 3,200.00 | 3,200.00 | 3,200.00 | Khandeshi | Butter |
| 3,400.00 | 3,400.00 | 2,500.00 | 3,200.00 | 3,200.00 | 3,200.00 | Belgaum | |
| 925.00 | 1,100.00 | 700.00 | 650.00 | 700.00 | 700.00 | Ghati | Chillies |
| 950.00 | 1,050.00 | 800.00 | 800.00 | 900.00 | 850.00 | Byadgi | |
| 1,300.00 | 1,100.00 | 1,200.00 | 1,000.00 | 900.00 | 1,050.00 | Madras | |
| 1,150.00 | 1,050.00 | 1,000.00 | 1,100.00 | 1,000.00 | 1,100.00 | Sankeshwar | |
| 590.00 | 625.00 | 575.00 | 580.00 | 600.00 | 950.00 | Rajapuri | Turmeric |
| 1,725.00 | 1,800.00 | 1,800.00 | 1,950.00 | 2,000.00 | 2,050.00 | Bleached | Gingers |
| 18.00 | 22.00 | 20.00 | 17.00 | 12.00 | 15.50 | Talegaon No. 1 | Potatoes (per 10 kg.) |
| 15.00 | 21.00 | 18.00 | N.A. | N.A. | N.A. | Talegaon No. 2 | |
| 10.00 | 15.00 | 14.00 | 10.00 | 7.00 | 7.00 | Nashik No. 1 | Onions (per 10 kg.) |
| 10.00 | 12.00 | 10.00 | N.A. | N.A. | N.A. | Nashik No. 2 | |
| 22.00 | 22.00 | 22.00 | 20.00 | N.A. | 22.00 | Khandesh | Bananas (per 10 kg.) |

| (1) | (2) | (3) | (4) | (5) | (6) | (7) | (8) |
|-------------------------------------|-------------------|----------|----------|----------|----------|----------|----------|
| भाज्या— | | | | | | | |
| कोबी (प्रत्येकी १० किलो) | | 24.00 | 26.00 | 24.00 | 20.00 | 18.00 | 10.00 |
| वांगी (प्रत्येकी १० किलो) | | 9.00 | 10.00 | 10.00 | 14.00 | 24.00 | 7.00 |
| गवार (प्रत्येकी १० किलो) | | 24.00 | 12.00 | 16.00 | 18.00 | 18.00 | 18.00 |
| कोबड्या-बदके (प्रत्येकी डझन) | | | | | | | |
| कोबड्या | | 54.00 | 80.00 | 72.00 | 65.00 | 74.00 | 85.00 |
| बदके | | 120.00 | 185.00 | 160.00 | 175.00 | 155.00 | 190.00 |
| अंडी (प्रत्येकी डझन) | ४०० देशी | 112.00 | 103.00 | 208.00 | 164.00 | 192.00 | 172.00 |
| | १०० इंग्लीश | 37.00 | 44.00 | 49.00 | 40.00 | 40.00 | 47.00 |
| मटन (५० किलो) | मेंढी | 1,100.00 | 1,100.00 | 1,100.00 | 950.00 | 950.00 | 950.00 |
| | बकरा | 1,100.00 | 1,100.00 | 1,100.00 | 950.00 | 950.00 | 950.00 |
| मासे (प्रत्येक कोडी) | भींग/पापलेट | 275.00 | 330.00 | N.A. | 220.00 | 374.00 | 264.00 |
| | पाला | N.A. | 440.00 | N.A. | N.A. | N.A. | N.A. |
| खोबरे | वाटी | 835.00 | 950.00 | 1,050.00 | 1,060.00 | 1,070.00 | 1,100.00 |
| | राजापुरी | 1,175.00 | 1,175.00 | 1,250.00 | N.A. | N.A. | N.A. |
| नारळ (प्रत्येक हजार) | कालिकत जोडी (१५०) | 1,800.00 | 1,531.00 | 1,700.00 | 1,550.00 | 1,700.00 | 1,600.00 |
| कापूस— | | | | | | | |
| | संकरित-४ | 1,427.00 | 1,430.00 | 1,448.00 | 1,464.00 | 1,450.00 | 1,432.00 |
| | जयधर-ए | 1,097.00 | N.A. | 1,216.00 | 1,211.00 | 1,191.00 | 1,181.00 |
| | लक्ष्मी-ए | N.A. | N.A. | N.A. | N.A. | N.A. | N.A. |
| | दिग्विजय-जे | 1,308.00 | 1,310.00 | 1,364.00 | 1,367.00 | 1,606.00 | N.A. |
| | एम सी यू एस जे | 1,475.00 | 1,590.00 | 1,611.00 | 1,615.00 | N.A. | 1,617.00 |
| | बैंगाल देशी | 1,153.00 | 1,068.00 | 1,122.00 | 1,150.00 | N.A. | 1,111.00 |
| | एल १४७ | N.A. | N.A. | N.A. | 1,350.00 | 1,346.00 | 1,336.00 |

N. A.—उपलब्ध नाही./

बाधार.—उपसंचालक, पणन, महाराष्ट्र शासन, मुंबई./

TABLE No. 28.2 A (11.2)—contd.

| (9) | (10) | (11) | (12) | (13) | (14) | (2) | (1) |
|----------|----------|----------|----------|----------|----------|-----|-----------------------|
| | | | | | | | Vegetables— |
| 16.20 | 14.00 | 4.00 | 6.00 | 7.00 | 10.00 | .. | Cabbage (per 10 kg.) |
| 8.00 | 8.00 | 9.00 | 9.00 | 7.00 | 16.00 | .. | Brinjals (per 10 kg.) |
| 18.20 | 14.00 | 20.00 | 30.00 | 30.00 | 26.00 | .. | Gawar (per 10 kg.) |
| | | | | | | | Poultry (per dozen)— |
| 240.00 | 226.00 | 240.00 | 72.00 | 48.50 | 52.00 | .. | Chicken |
| 195.00 | 168.00 | 208.00 | 180.00 | 170.00 | 172.00 | .. | Fouls |
| N.A. | N.A. | N.A. | 168.00 | 168.00 | 140.00 | .. | Eggs (per dozen) |
| N.A. | N.A. | N.A. | N.A. | N.A. | N.A. | .. | Deshi 400 |
| 1,000.00 | 1,000.00 | 1,000.00 | 950.00 | 950.00 | 950.00 | .. | English 100 |
| 1,000.00 | 1,000.00 | 1,000.00 | 950.00 | 950.00 | 950.00 | .. | Sheep |
| 272.00 | 330.00 | 330.00 | 286.00 | 275.00 | 330.00 | .. | Goat |
| N.A. | N.A. | N.A. | N.A. | N.A. | N.A. | .. | Bhing/Promfret |
| 1,240.00 | 1,375.00 | 1,350.00 | 1,250.00 | 1,170.00 | 1,080.00 | .. | Palla |
| N.A. | N.A. | N.A. | N.A. | N.A. | N.A. | .. | Milling |
| 1,800.00 | 1,550.00 | N.A. | 2,100.00 | 1,700.00 | 1,700.00 | .. | Rajapuri |
| | | | | | | .. | Calicut Jodi (150) |
| | | | | | | | Copra |
| | | | | | | | Cotton— |
| 1,478.00 | 1,470.00 | 1,370.00 | 1,346.00 | 1,195.00 | 1,490.00 | .. | Hybrid-4 |
| 1,167.00 | 1,172.00 | 1,097.00 | N.A. | N.A. | 1,181.00 | .. | Jayadher-A |
| N.A. | N.A. | N.A. | N.A. | N.A. | N.A. | .. | Laxmi-A |
| 1,294.00 | 1,290.00 | 1,279.00 | N.A. | 1,209.00 | 1,244.00 | .. | Digvijaya-A |
| 1,617.00 | 1,610.00 | 1,603.00 | N.A. | 1,426.00 | 1,617.00 | .. | MCU-S-A |
| 1,097.00 | 1,096.00 | N.A. | 992.00 | 998.00 | 1,040.00 | .. | Bengal Deshi |
| 1,294.00 | 1,290.00 | 1,279.00 | N.A. | N.A. | 1,350.00 | .. | L-147 |

Not Available.

Source.— Deputy Director of Marketing, Government of Maharashtra, Bombay.

मुंबई बाजारातील काही शेती आणि इतर आवश्यक वस्तुंच्या घाऊक किमती

| वस्तू | जात | एप्रिल April 1983 | मे May 1983 | जून June 1983 | जुलै July 1983 | ऑगस्ट August 1983 | सप्टेंबर September 1983 |
|---------------------------|------------------------------|-------------------------|-------------------|---------------------|----------------------|-------------------------|-------------------------------|
| (1) | (2) | (3) | (4) | (5) | (6) | (7) | (8) |
| बाजरी | खानदेश नं. १ | N.A. | N.A. | N.A. | 467.00 | 482.00 | 446.00 |
| | खानदेश नं. २ | 200.00 | 200.00 | 200.00 | 230.00 | 260.00 | 280.00 |
| कडधान्ये— | | | | | | | |
| उडीद | खानदेश | 350.00 | 375.00 | 390.00 | 370.00 | 390.00 | 370.00 |
| मूग | मोर्गोई/हिरवा/चमकी | 390.00 | 425.00 | 430.00 | 390.00 | 430.00 | 400.00 |
| | चिनाई | 430.00 | 475.00 | 480.00 | 480.00 | 500.00 | 500.00 |
| मसूर | मोठी | 296.00 | 290.00 | 300.00 | 310.00 | 340.00 | 360.00 |
| तूर | पांढरा | 460.00 | 470.00 | 480.00 | 480.00 | 500.00 | 500.00 |
| मठ | पांढरा | N.A. | N.A. | N.A. | N.A. | N.A. | N.A. |
| हरभरा | पिवळा | 280.00 | 270.00 | 275.00 | 280.00 | 310.00 | 300.00 |
| चवळी | पांढरी/लाल | 340.00 | 305.00 | 340.00 | 370.00 | 380.00 | 420.00 |
| डाळी— | | | | | | | |
| चणा डाळ | | 320.00 | 340.00 | 330.00 | 350.00 | 480.00 | 360.00 |
| तूर डाळ | | 510.00 | 550.00 | 580.00 | 600.00 | 720.00 | 600.00 |
| तेलबिया— | | | | | | | |
| शेंगदाणा | जाडी | 640.00 | 650.00 | 630.00 | 690.00 | 735.00 | 732.00 |
| एरंडी | जाडी | 411.00 | 396.00 | 404.00 | 498.00 | 590.00 | 612.00 |
| जवस | जाडी | 480.00 | 510.00 | 500.00 | 540.00 | 600.00 | 550.00 |
| तेले— | | | | | | | |
| शेंगदाणा तेल | | 1,516.20 | 1,573.00 | 1,354.80 | 1,705.60 | 1,840.80 | 1,825.20 |
| एरंडेल तेल | कमशियल | 925.00 | 900.00 | 925.00 | 1,160.00 | 1,300.00 | 1,490.00 |
| जवस तेल | कच्चे | 1,120.60 | 1,185.60 | 1,164.80 | 1,300.00 | 1,370.00 | 1,263.60 |
| खांबरेल तेल | पांढर | 1,924.00 | 1,954.80 | 2,173.00 | 2,308.00 | 2,496.00 | 2,485.60 |
| बड्या— | | | | | | | |
| शेंगदाणा पेंड | | 200.00 | 200.00 | 195.00 | 220.00 | 210.00 | 210.00 |
| एरंडेल पेंड | | 82.50 | 82.50 | 82.50 | 85.00 | 95.00 | 95.00 |
| गुळ | कोल्हापूर नं. १ | 390.00 | 440.00 | 460.00 | 450.00 | 480.00 | 510.00 |
| | कोल्हापूर नं. २ | 340.00 | 350.00 | 340.00 | 360.00 | 410.00 | 430.00 |
| साखर | सी ३० (खुल्या बाजारातील) | 560.60 | 516.00 | 487.00 | 473.00 | 478.00 | 442.00 |
| | डी ३० (खुल्या बाजारातील) | 520.00 | 507.00 | 482.00 | 470.00 | 474.00 | 436.00 |
| दूध (प्रत्येकी १० लिटर) | म्हशीचे | 50.00 | 50.00 | 55.00 | 53.00 | 55.00 | 55.00 |
| लोणी | खानदेशी | 3,200.00 | 3,400.00 | 3,400.00 | 3,400.00 | 3,600.00 | 3,600.00 |
| | बेळगाव | 3,200.00 | 3,400.00 | 3,400.00 | 3,400.00 | 3,600.00 | 3,600.00 |
| मिरची | घाटी | 600.00 | 650.00 | 600.00 | 600.00 | 600.00 | 575.00 |
| | बेडगी | 850.00 | 900.00 | 900.00 | 850.00 | 800.00 | 725.00 |
| | मद्रास | 1,000.00 | 975.00 | 975.00 | 950.00 | 925.00 | 925.00 |
| | संकेश्वर | 1,100.00 | 1,050.00 | 900.00 | N.A. | N.A. | N.A. |
| हळद | रात्रापुरो | 1,000.00 | 975.00 | 950.00 | 975.00 | 1,125.00 | 1,075.00 |
| आले | विरजीत | N.A. | N.A. | N.A. | N.A. | 2,900.00 | 3,400.00 |
| बटाटे (प्रत्येकी १० किलो) | तळेगांव नं. १/इंदोर | 20.00 | 23.00 | 21.00 | 26.00 | 35.00 | N.A. |
| | तळेगांव नं. २/नाशिक फुरसुंगी | 20.00 | 22.00 | 22.00 | 19.00 | 20.00 | 22.00 |
| कांदे (प्रत्येकी १० किलो) | नाशिक नं. १ | 9.00 | 11.00 | 15.00 | 17.00 | 21.00 | 22.00 |
| | फुरसुंगी नं. २ | 9.00 | 12.00 | 15.00 | 15.00 | 20.00 | 21.00 |
| केळी (प्रत्येकी १० किलो) | खानदेश | 26.00 | 28.00 | 26.00 | 26.00 | 28.00 | 26.00 |
| भाज्या— | | | | | | | |
| कोबी (प्रत्येकी १० किलो) | | 14.00 | 24.00 | 24.00 | 28.00 | 16.00 | 28.00 |
| दांगी (प्रत्येकी १० किलो) | | 14.00 | 12.00 | 20.00 | 7.00 | 18.00 | 18.00 |
| गवार (प्रत्येकी १० किलो) | | 24.00 | 20.00 | 32.00 | 24.00 | 28.00 | 18.00 |

PRICES AND INDICES

TABLE No: 28-2-B (11.2)

Wholesale of certain agricultural and other essential commodities at Bombay market

1983-84

(प्रति क्विंटल महिनाअखेरच्या किमती रुपयात)
(Month end Prices in Rs. per quintal)

| ऑक्टोबर October 1983 | नोव्हेंबर November 1983 | डिसेंबर December 1983 | जानेवारी January 1984 | फेब्रुवारी February 1984 | मार्च March 1984 | Variety | Commodity |
|----------------------------|-------------------------------|-----------------------------|-----------------------------|--------------------------------|------------------------|--------------------------------------|---|
| (9) | (10) | (11) | (12) | (13) | (14) | (2) | (1) |
| N.A. 250-00 | N.A. 220-00 | N.A. 230-00 | N.A. 240-00 | N.A. 220-00 | N.A. 220-00 | Khandesh No. 1 Khandesh No. 2 | Bajra .. |
| 350-00 | 400-00 | 410-00 | 370-00 | 400-00 | 450-00 | Khandesh | Pulses— .. Udid |
| 405-00 | 400-00 | 410-00 | 430-00 | 420-00 | 460-00 | Moglai/Green/ Chamnaki | .. Moong |
| 475-00 | 425-00 | 430-00 | 460-00 | 510-00 | 500-00 | Chinai | |
| 340-00 | 380-00 | 380-00 | 440-00 | 440-00 | 440-00 | Bold | .. Masur |
| 460-00 | 470-00 | 490-00 | 530-00 | 510-00 | 510-00 | White | .. Tur |
| N.A. | N.A. | N.A. | N.A. | N.A. | N.A. | White | .. Math |
| 280-00 | 330-00 | 370-00 | 380-00 | 380-00 | 380-00 | Yellow | .. Gram |
| 380-00 | 330-00 | 330-00 | 380-00 | 360-00 | 400-00 | White/Red | .. Chavani |
| 360-00 | 380-00 | 410-00 | 430-00 | 450-00 | 450-00 | | Dals— |
| 580-00 | 580-00 | 630-00 | 680-00 | 640-00 | 650-00 | | Gramdal Turdal |
| 660-00 | 660-00 | 650-00 | 670-00 | 665-00 | 668-00 | Bold | Oilseeds— .. Groundnut (Shelled) |
| 488-00 | 578-00 | 613-00 | 654-00 | 496-00 | 518-00 | Bold | .. Castor seed |
| 525-00 | 600-00 | 585-00 | 640-00 | 475-00 | 500-00 | Bold | .. Linseed |
| 1,567-80 | 1,484-60 | 1,544-40 | 1,495-00 | 1,513-20 | 1,539-60 | | Oils— |
| 1,380-00 | 1,410-00 | 1,430-00 | 1,500-00 | 1,180-00 | 1,170-00 | Commercial | .. Groundnut oil |
| 1,398-00 | 1,480-00 | 1,590-00 | 1,540-00 | 1,140-40 | 1,164-80 | Raw | .. Castor oil |
| 2,756-00 | 2,912-00 | 3,224-00 | 3,328-00 | 3,276-00 | 3,451-20 | White | .. Linseed oil .. Copra oil |
| 200-00 | 202-50 | 215-00 | 200-00 | 205-50 | 220-00 | | Cakes— |
| 95-00 | 97-50 | 105-00 | 102-50 | 90-00 | 87-50 | | Groundnut cake Castor cake |
| 540-00 | 460-00 | 450-00 | 470-00 | 470-00 | 480-00 | Kolhapur No. 1 | .. Gur |
| 460-00 | 370-00 | 360-00 | 400-00 | 420-00 | 440-00 | Kolhapur No. 2 | |
| 435-00 | 462-00 | 508-00 | 455-00 | 475-00 | 443-00 | C-30 (Open market) | .. Sugar |
| 428-00 | 458-00 | 500-00 | 450-00 | 462-00 | 438-00 | D-30 (Open market) | |
| 57-20 | 57-20 | 57-20 | 57-20 | 57-20 | 57-20 | Buffalo | .. Milk (per 10 litres) |
| 3,400-00 | 3,500-00 | 3,400-00 | 3,350-00 | 3,200-00 | 3,350-00 | Khandesh | .. Butter |
| 3,400-00 | 3,500-00 | 3,400-00 | 3,350-00 | 3,200-00 | 3,350-00 | Belgaum | |
| 1,200-00 | 1,200-00 | N.A. | 650-00 | 800-00 | 900-00 | Ghati | .. Chillies |
| 800-00 | 800-00 | 806-00 | 800-00 | 750-00 | 850-00 | Byadgi | |
| 1,100-00 | 1,050-00 | 1,200-00 | 1,050-00 | 1,050-00 | 1,150-00 | Madras | |
| 1,000-00 | 1,200-00 | 1,100-00 | 1,100-00 | 1,100-00 | 1,250-00 | Sankeshwar | |
| 1,057-00 | 1,350-00 | 1,250-00 | 1,250-00 | 1,400-00 | 1,600-00 | Rajapuri | .. Turmeric |
| N.A. | N.A. | 3,400-00 | N.A. | N.A. | N.A. | Bleached | .. Gingers |
| 20-00 | 19-00 | 24-00 | 22-00 | 17-00 | 12-00 | Talegaon No. 1/Indore | .. Potatoes (per 10 kg.) |
| 23-00 | 23-00 | 25-00 | 32-00 | 13-00 | 13-00 | Talegaon No. 2/NashikMilitary.. .. . | |
| 25-00 | 25-00 | 16-00 | 9-50 | 7-50 | 6-00 | Nashik No. 1 | .. Onions (per 10 kg.) |
| 24-00 | 24-00 | 13-00 | 8-00 | 7-00 | 5-50 | Fursungi No. 2 | |
| 28-00 | 28-00 | 28-00 | 28-00 | 28-00 | 28-00 | Khandesh | .. Bananas (per 10 kg.) |
| 18-00 | 10-00 | 8-00 | 4-00 | 10-00 | 38-00 | | Vegetables— |
| 14-00 | 16-00 | 10-00 | 10-00 | 10-00 | 14-00 | | Cabbage (per 10 kg.) |
| 20-00 | 20-00 | 20-00 | 22-00 | 24-00 | 8-00 | | Brinjals (per 10 kg.) Gawar (per 10 kg.) |

| (1) | (2) | (3) | (4) | (5) | (6) | (7) | (8) |
|---------------------------------|---------------------|----------|----------|----------|----------|----------|----------|
| कोबड्या-बदके (प्रत्येकी डझन)--- | | | | | | | |
| कोबड्या | | 72-00 | 50-00 | 60-00 | 265-00 | 260-00 | 240-00 |
| बदके | | 240-00 | 195-00 | 212-00 | 190-00 | 195-00 | 210-00 |
| अंडी | 400 देशी | 120-00 | 120-00 | 220-00 | 200-00 | 184-00 | 192-00 |
| | 100 इंग्लीश | 40-00 | 38-00 | 55-00 | 42-00 | 47-00 | 49-00 |
| मटन (५० किलो) | मेंढी | 950-00 | 950-00 | 950-00 | 950-00 | 950-00 | 950-00 |
| | बकरा | 950-00 | 950-00 | 950-00 | 950-00 | 950-00 | 950-00 |
| मासे (प्रत्येक कोडी) | पाप्लेट | 285-00 | 308-00 | 286-00 | 330-00 | 352-00 | 265-00 |
| | सिंगाडा (प्रत्येकी) | 16-00 | 10-00 | 15-00 | 16-00 | 18-00 | 16-00 |
| खोबरे | वाटी | 1,220-00 | 1,250-00 | 1,390-00 | 1,450-00 | 1,520-00 | 1,635-00 |
| | राजापुरी | 1,775-00 | 1,870-00 | 1,920-00 | N.A. | N.A. | N.A. |
| नारळ (प्रत्येक हजार) | कालीकट जोडी १५० | N.A. | 1,700-00 | 1,700-00 | 1,800-00 | 2,100-00 | 2,400-00 |
| कापूस--- | | | | | | | |
| | संकरित-४ | 1,496-00 | 1,515-00 | 1,617-00 | 1,631-00 | 1,611-00 | 1,631-00 |
| | जयधर-ए | 1,181-00 | 1,240-00 | 1,294-00 | 1,223-00 | 1,225-00 | 1,265-00 |
| | दिग्विजय-ए | 1,256-00 | 1,404-00 | 1,392-00 | 1,364-00 | 1,364-00 | 1,364-00 |
| | एम सी यू एस-ए | 1,628-00 | 1,765-00 | 1,786-00 | 1,814-00 | 1,856-00 | 1,834-00 |
| | बंगाल देशी | 1,048-00 | 1,056-00 | 1,097-00 | 1,083-00 | 1,068-00 | 1,069-00 |
| | एल १४७ | 1,250-00 | 1,268-00 | 1,406-00 | 1,406-00 | N.A. | 1,420-00 |

N.A.—उपलब्ध नाही.

भाषार.—उपसंचालक, पंजन, महाराष्ट्र शासन, मुंबई.

TABLE No. 28-2-B(11.2)—contd.

| (9) | (10) | (11) | (12) | (13) | (14) | (2) | (1) |
|----------|----------|----------|----------|----------|----------|--------------------|------------------------|
| 255-00 | 250-00 | 240-00 | 240-00 | 235-00 | 230-00 | | Poultry (per dozen)— |
| 210-00 | 140-00 | 170-00 | 210-00 | 202-00 | 210-00 | | Chicken |
| N.A. | N.A. | N.A. | 224-00 | 200-00 | 120-00 | 400 Deshi | Fouls |
| 51-00 | 58-00 | 50-00 | N.A. | N.A. | N.A. | 100 English | Eggs |
| 950-00 | 950-00 | 950-00 | 950-00 | 950-00 | 950-00 | Sheep | Mutton (50 kg.) |
| 950-00 | 950-00 | 950-00 | 950-00 | 950-00 | 950-00 | Goat | |
| 253-00 | 264-00 | 253-00 | 272-00 | 220-00 | 176-00 | Pamplet | Fish (per codi) |
| N.A. | N.A. | N.A. | 16-00 | 15-00 | 16-00 | Singada (each) | |
| 1,790-00 | 1,950-00 | 2,120-00 | 2,220-00 | 2,250-00 | 2,250-00 | Milling | Copra |
| N.A. | N.A. | N.A. | N.A. | N.A. | N.A. | Rajapuri | |
| 2,750-00 | 2,850-00 | 3,400-00 | 3,400-00 | 3,800-00 | 3,700-00 | Calicut Jodi (150) | Coconut (per thousand) |
| 1,628-00 | 1,645-00 | 1,303-00 | 1,645-00 | 1,615-00 | 1,658-00 | Hybrid-4 | Cotton |
| 1,268-00 | 1,237-00 | 1,237-00 | N.A. | N.A. | 1,504-00 | Jayadhar-A | |
| 1,374-00 | 1,360-00 | 1,364-00 | N.A. | N.A. | 1,603-00 | Digvijaya-A | |
| 1,836-00 | 1,870-00 | 1,715-00 | 1,772-00 | 1,715-00 | 1,828-00 | MCU-5A | |
| 1,060-00 | 1,069-00 | 1,111-00 | 1,195-00 | 1,181-00 | 1,195-00 | Bengal Deshi | |
| 1,420-00 | 1,420-00 | N.A. | N.A. | N.A. | 1,617-00 | L-147 | |

Not Available.

Source.—Deputy Director of Marketing, Government of Maharashtra, Bombay.

28. किमती व निर्देशांक/PRICES AND INDICES

तक्ता क्रमांक/TABLE No. 28.3 (11.3)

सोने व चांदी यांच्या मुंबई बाजारातील किमती/Prices of gold and silver in Bombay Market

(रुपयात/(In Rupees)

| वर्ष/महिना Year/Month | तयार सोने (१० ग्रॅमची किमती) *Gold (Spot) per 10 grams | | | तयार चांदी (दर किलो ग्रॅमची किमती) † Silver (Spot) per kilogram | | |
|-------------------------------------|---|-----------------|---|--|-----------------|---|
| | कमाल Highest | किमान Lowest | सरासरी बंद भाव Average of closing quotations | कमाल Highest | किमान Lowest | सरासरी बंद भाव Average of closing quotations |
| (1) | (2) | (3) | (4) | (5) | (6) | (7) |
| 1961-62 | 126.00 | 115.85 | 121.65 | 219.65 | 196.95 | 206.49 |
| 1965-66 | 85.00 | 70.50 | 77.78 | 406.00 | 281.00 | 314.52 |
| 1970-71 | 198.00 | 177.50 | 184.96 | 588.50 | 483.50 | 536.08 |
| 1975-76 | 574.00 | 511.00 | 544.99 | 1,425.00 | 1,001.00 | 1,169.36 |
| 1980-81 | 1,730.00 | 1,305.00 | 1,522.44 | 2,960.00 | 2,047.00 | 2,616.63 |
| 1981-82 | 1,795.00 | 1,605.00 | 1,719.17 | 2,795.00 | 2,320.00 | 2,636.06 |
| 1982-83@ | 1,800.00 | 1,615.00 | 1,722.54 | 3,430.00 | 2,505.00 | 2,798.34 |
| 1983-84 | 1,985.00 | 1,755.00 | 1,858.47 | 3,802.00 | 3,635.00 | 3,505.80 |
| एप्रिल .. April 1982 | 1,770.00 | 1,650.00 | 1,723.86 | 2,705.00 | 2,645.00 | 2,684.18 |
| मे .. May 1982 | 1,750.00 | 1,690.00 | 1,724.17 | 2,705.00 | 2,580.00 | 2,663.75 |
| जून .. June 1982 | 1,690.00 | 1,625.00 | 1,650.80 | 2,630.00 | 2,520.00 | 2,568.28 |
| जुलै .. July 1982 | 1,670.00 | 1,615.00 | 1,643.08 | 2,630.00 | 2,500.00 | 2,572.50 |
| ऑगस्ट .. August 1982 | 1,730.00 | 1,655.00 | 1,669.72 | 2,680.00 | 2,565.00 | 2,618.06 |
| सप्टेंबर .. September 1982 | 1,740.00 | 1,665.00 | 1,702.40 | 2,735.00 | 2,600.00 | 2,679.40 |
| ऑक्टोबर .. October 1982 | 1,750.00 | 1,670.00 | 1,721.46 | 2,710.00 | 2,615.00 | 2,660.00 |
| नोव्हेंबर .. November 1982 | 1,780.00 | 1,740.00 | 1,758.13 | 2,790.00 | 2,670.00 | 2,712.81 |
| डिसेंबर .. December 1982 | 1,780.00 | 1,740.00 | 1,753.38 | 3,040.00 | 2,800.00 | 2,920.38 |
| जानेवारी .. January 1983 | 1,795.00 | 1,755.00 | 1,778.26 | 3,400.00 | 2,910.00 | 3,169.78 |
| फेब्रुवारी .. February 1983 | 1,785.00 | 1,750.00 | 1,770.30 | 3,430.00 | 3,060.00 | 3,297.17 |
| मार्च .. March 1983 | 1,800.00 | 1,750.00 | 1,774.96 | 3,110.00 | 2,925.00 | 3,033.80 |
| एप्रिल .. April 1983 | 1,880.00 | 1,780.00 | 1,831.36 | 3,535.00 | 3,135.00 | 3,355.91 |
| मे .. May 1983 | 1,890.00 | 1,860.00 | 1,875.60 | 3,740.00 | 3,455.00 | 3,608.52 |
| जून .. June 1983 | 1,860.00 | 1,755.00 | 1,791.54 | 3,580.00 | 3,180.00 | 3,313.65 |
| जुलै .. July 1983 | 1,835.00 | 1,760.00 | 1,788.00 | 3,505.00 | 3,225.00 | 3,359.60 |
| ऑगस्ट .. August 1983 | 1,825.00 | 1,795.00 | 1,812.29 | 3,775.00 | 3,440.00 | 3,560.42 |
| सप्टेंबर .. September 1983 | 1,840.00 | 1,825.00 | 1,832.50 | 3,802.00 | 3,675.00 | 3,725.32 |
| ऑक्टोबर .. October 1983 | 1,890.00 | 1,815.00 | 1,860.92 | 3,665.00 | 3,425.00 | 3,575.08 |
| नोव्हेंबर .. November 1983 | 1,890.00 | 1,865.00 | 1,876.60 | 3,655.00 | 3,505.00 | 3,554.60 |
| डिसेंबर .. December 1983 | 1,885.00 | 1,840.00 | 1,860.96 | 3,585.00 | 3,450.00 | 3,512.04 |
| जानेवारी .. January 1984 | 1,905.00 | 1,860.00 | 1,879.57 | 3,470.00 | 3,380.00 | 3,441.39 |
| फेब्रुवारी .. February 1984 | 1,970.00 | 1,890.00 | 1,929.20 | 3,550.00 | 3,440.00 | 3,495.16 |
| मार्च .. March 1984 | 1,985.00 | 1,940.00 | 1,963.07 | 3,570.00 | 3,515.00 | 3,547.88 |

टीप—(१) *तयार सोन्याच्या किमती २७ ऑगस्ट १९६३ पर्यंत शुद्ध सोन्याच्या होत्या त्यानंतर ९ नोव्हेंबर १९६६ पर्यंत १४ करिट सोन्याच्या आणि १० जुलै १९६७ पासून प्रमाणित सोन्याच्या आहेत.

(२) †या तयार चांदीच्या किमती ०.९९६ पेक्षा कमी शुद्ध चांदीच्या आहेत.

(३) @यात नाममात्र बोलीचाही समावेश आहे.

Note.—(1) *Spot prices relate to gold bullion upto 27th August 1963, 14 carat gold up to 9th November 1966 and to standard gold from 10th July 1967.

(2) †Spot prices relate to below 0.996 fineness.

(3) @Includes nominal quotations also.

आधार : भारतीय रिझर्व बँक, मुद्रा व वित्त अहवाल भाग २

Source.—Report on currency and finance Vol. II, Reserve Bank of India.

तक्ता क्रमांक/TABLE No. 28.4-A (11.4)

वस्तूंच्या गट व उपगटवार अखिल भारतीय घाऊक किमतींचा निर्देशांक (नवीन मालिका)/

| गट आणि उपगट | भार | आर्थिक वर्षाची सरासरी Financial years Average 1982-83 | मासिक Monthly | | | | |
|---|----------|---|-------------------------|-------------------|---------------------|----------------------|-------------------------|
| | | | एप्रिल April 1982 | मे May 1982 | जून June 1982 | जुलै July 1982 | ऑगस्ट August 1982 |
| (1) | (2) | (3) | (4) | (5) | (6) | (7) | (8) |
| (१) मूलभूत वस्तू | 416.67 | 273.9 | 258.6 | 259.7 | 270.1 | 279.3 | 284.2 |
| (अ) अन्न गट | 297.99 | 249.6 | 232.8 | 235.1 | 246.0 | 256.3 | 260.9 |
| (अ) अन्नधान्ये (१+२) | 129.22 | 248.8 | 234.7 | 230.7 | 235.1 | 241.9 | 253.8 |
| (१) धान्ये | 107.43 | 238.0 | 221.7 | 218.4 | 222.0 | 229.0 | 239.7 |
| (२) डाळी | 21.79 | 302.2 | 298.8 | 291.3 | 300.0 | 305.2 | 323.5 |
| (ब) भाजीपाला व फळे | 61.32 | 250.0 | 223.0 | 237.9 | 262.4 | 289.3 | 284.0 |
| (क) दूध व दुधाचे पदार्थ | 61.50 | 229.3 | 226.1 | 225.7 | 229.0 | 231.8 | 234.0 |
| (ड) मांस, मासे व अंडी | 18.97 | 348.4 | 314.6 | 322.5 | 347.1 | 355.9 | 361.2 |
| (इ) मसाले व मसाल्याचे पदार्थ | 10.94 | 186.3 | 176.0 | 175.5 | 188.6 | 205.3 | 206.8 |
| (फ) इतर अन्नपदार्थ | 16.04 | 259.1 | 223.6 | 233.9 | 256.3 | 256.9 | 252.3 |
| (ब) अन्नधान्येतर पदार्थ | 106.21 | 244.6 | 230.0 | 228.4 | 238.8 | 245.0 | 251.6 |
| (अ) तंतू | 31.73 | 199.5 | 196.3 | 198.0 | 204.6 | 206.3 | 204.5 |
| (ब) तेल बियाणे | 42.01 | 250.5 | 224.4 | 229.9 | 245.1 | 249.6 | 256.8 |
| (क) इतर अन्नधान्येतर पदार्थ | 32.47 | 281.0 | 270.2 | 256.1 | 263.9 | 276.5 | 288.9 |
| (क) खनिजे | 12.47 | 1,105.6 | 1,116.4 | 1,112.8 | 1,113.0 | 1,122.4 | 1,122.4 |
| (२) हंधन, शक्ती, दिवाबत्ती व वंगण | 84.59 | 459.7 | 437.2 | 439.2 | 447.8 | 456.6 | 456.6 |
| (अ) कोळसा (स्नाणीतील) | 11.47 | 485.7 | 424.4 | 439.5 | 494.6 | 494.6 | 494.6 |
| (ब) खनिज तेल | 49.12 | 517.9 | 511.9 | 511.9 | 513.8 | 513.9 | 513.9 |
| (क) विद्युत | 24.00 | 328.2 | 290.4 | 290.4 | 290.4 | 321.1 | 321.1 |
| (३) उत्पादित पक्का माल | 498.74 | 272.1 | 265.0 | 266.2 | 271.4 | 273.6 | 275.7 |
| (अ) अन्नपदार्थ | 133.22 | 260.0 | 243.0 | 248.3 | 267.6 | 274.6 | 281.0 |
| (ब) पेय, द्रव्ये, तंबाखू व तंबाखूचे पदार्थ | 27.08 | 218.7 | 216.1 | 215.6 | 215.7 | 215.7 | 215.7 |
| (क) कापड | 110.26 | 232.8 | 229.9 | 229.1 | 228.0 | 228.1 | 229.2 |
| (ड) कागद व कागदाच्या वस्तू | 8.51 | 299.7 | 302.2 | 302.4 | 302.4 | 300.5 | 300.5 |
| (इ) चामडे व चामड्याच्या वस्तू | 3.85 | 361.3 | 356.3 | 357.7 | 360.1 | 360.8 | 356.9 |
| (फ) रबर व रबराच्या वस्तू | 12.07 | 306.1 | 303.4 | 303.4 | 303.9 | 308.0 | 307.8 |
| (ग) रसायने व रासायनिक पदार्थ | 55.48 | 269.2 | 264.3 | 264.1 | 265.1 | 267.3 | 267.9 |
| (ह) अधातू खनिज पदार्थ | 14.15 | 373.7 | 366.6 | 365.8 | 367.1 | 372.0 | 372.9 |
| (ई) मूलभूत धातू, मिश्र धातू व धातूंच्या वस्तू | 59.74 | 354.6 | 349.1 | 349.2 | 349.2 | 349.4 | 349.6 |
| (ज) यंत्र सामुग्री व परिवहन साधने | 67.18 | 277.9 | 275.3 | 275.6 | 275.7 | 275.8 | 276.3 |
| (ख) संकीर्ण वस्तू | 7.20 | 243.2 | 243.1 | 243.1 | 242.4 | 242.4 | 242.4 |
| सर्व वस्तू | 1,000.00 | 288.7 | 276.9 | 278.1 | 285.8 | 291.5 | 294.5 |

PRICES AND INDICES

TABLE No. 28.4-A (11.4)

All India Index Numbers of wholesale prices by Groups and Sub-groups of commodities (New Series)
(1982-83)(पाया १९७०-७१=१००)
(Base 1970-71=100)

| सरासरी Averages | | | | | | | Groups and Sub-groups (1) |
|--------------------------------------|------------------------------------|---------------------------------------|-------------------------------------|-------------------------------------|--|--------------------------------|--|
| सप्टेंबर September 1982 (9) | ऑक्टोबर October 1982 (10) | नोव्हेंबर November 1982 (11) | डिसेंबर December 1982 (12) | जानेवारी January 1983 (13) | फेब्रुवारी February 1983 (14) | मार्च March 1983 (15) | |
| 276.3 | 273.3 | 274.4 | 273.9 | 276.8 | 279.4 | 281.4 | I Primary Articles |
| 253.0 | 247.3 | 247.1 | 246.2 | 249.7 | 258.2 | 262.4 | (A) Food Articles |
| 253.5 | 251.3 | 251.1 | 250.1 | 254.1 | 263.5 | 265.5 | (a) Food Grains (1+2) |
| 240.6 | 339.9 | 240.3 | 239.8 | 240.0 | 257.9 | 260.2 | (1) Cereals |
| 317.0 | 307.8 | 304.2 | 301.2 | 293.9 | 291.4 | 292.0 | (2) Pulses |
| 244.5 | 234.1 | 238.9 | 233.1 | 235.0 | 252.2 | 265.7 | (b) Fruits and vegetables |
| 235.7 | 231.7 | 225.2 | 225.8 | 227.6 | 229.6 | 229.3 | (c) Milk and Milk products |
| 362.8 | 339.9 | 348.0 | 356.6 | 359.9 | 364.2 | 347.6 | (d) Eggs, Fish and Meat |
| 202.0 | 197.9 | 193.8 | 185.0 | 173.3 | 166.4 | 165.5 | (e) Condiments and spices |
| 250.9 | 249.3 | 247.1 | 249.4 | 276.9 | 284.9 | 316.2 | (f) Other food articles |
| 242.2 | 246.3 | 250.6 | 251.2 | 252.9 | 249.3 | 249.8 | (B) Non-Food Articles |
| 202.3 | 200.2 | 197.0 | 194.6 | 192.4 | 194.6 | 233.7 | (a) Fibres |
| 252.3 | 255.9 | 266.8 | 262.8 | 260.0 | 255.8 | 246.5 | (b) Oil seeds |
| 268.2 | 287.6 | 281.9 | 291.8 | 302.0 | 294.2 | 299.0 | (c) Other non-food articles |
| 1,126.4 | 1,127.1 | 1,127.3 | 1,127.3 | 1,127.2 | 1,040.8 | 1,104.3 | (C) Minerals |
| 457.2 | 459.9 | 464.8 | 464.0 | 465.1 | 474.5 | 480.2 | II Fuel, Power, Light and Lubricants |
| 194.6 | 194.6 | 194.6 | 194.6 | 195.2 | 502.4 | 504.7 | (a) Coal Mining |
| 515.0 | 515.7 | 515.9 | 516.0 | 516.2 | 530.7 | 539.9 | (b) Mineral Oils |
| 321.1 | 329.1 | 346.2 | 346.2 | 346.2 | 346.2 | 346.2 | (c) Electricity |
| 274.3 | 274.8 | 274.0 | 271.2 | 272.6 | 272.0 | 274.4 | III Manufactured Products |
| 271.9 | 270.7 | 264.9 | 251.7 | 250.5 | 248.3 | 247.6 | (a) Food products |
| 216.0 | 215.8 | 215.8 | 217.4 | 222.3 | 222.3 | 236.5 | (b) Beverages, Tobacco and Tobacco Products. |
| 231.5 | 233.3 | 233.8 | 234.2 | 238.2 | 237.4 | 240.0 | (c) Textiles |
| 300.5 | 299.7 | 297.2 | 296.3 | 296.6 | 296.6 | 302.0 | (d) Paper and paper products |
| 356.9 | 357.1 | 359.1 | 362.6 | 365.2 | 369.4 | 374.0 | (e) Leather and leather products |
| 307.0 | 306.6 | 306.5 | 305.5 | 306.8 | 305.9 | 305.9 | (f) Rubber and Rubber products |
| 270.8 | 271.9 | 272.4 | 272.6 | 271.5 | 270.9 | 272.8 | (g) Chemical and Chemical products |
| 373.0 | 374.3 | 375.3 | 375.3 | 377.0 | 376.4 | 289.7 | (h) Non-metallic mineral products |
| 349.8 | 352.1 | 356.7 | 357.7 | 362.4 | 364.1 | 366.8 | (i) Basic metal alloys and metal product |
| 277.2 | 278.2 | 278.1 | 278.2 | 280.8 | 280.9 | 282.2 | (j) Machinery and Transport equipment |
| 242.4 | 242.4 | 242.6 | 243.9 | 244.3 | 245.0 | 248.6 | (k) Miscellaneous products |
| 290.6 | 289.8 | 290.3 | 288.1 | 290.6 | 292.2 | 294.7 | All Commodities |

Source.—Office of the Economic Adviser, Ministry of Industry, Government of India, New Delhi.

वस्तूंचा गट व उपगटवार, अखिल भारतीय घाऊक किमतीचा निर्देशांक (नवीन मालिका)/

| गट आणि उपगट | मासिक सरासरी | | | | | | |
|--|---------------|---|-------------------------|-------------------|---------------------|----------------------|-------------------------|
| | भार Weight | आर्थिक वर्षाची सरासरी Financial years Average 1983-84 | एप्रिल April 1983 | मे May 1983 | जून June 1983 | जुलै July 1983 | ऑगस्ट August 1983 |
| (1) | (2) | (3) | (4) | (5) | (6) | (7) | (8) |
| (१) मूलभूत वस्तू | 416.67 | 304.0 | 284.5 | 294.0 | 296.6 | 302.1 | 307.2 |
| (अ) अन्न गट | 297.99 | 283.1 | 265.4 | 276.0 | 278.5 | 283.6 | 288.7 |
| (अ) अन्नधान्ये (१+२) | 129.22 | 273.8 | 261.8 | 264.7 | 269.2 | 277.7 | 283.7 |
| (१) धान्ये | 107.43 | 259.1 | 253.6 | 255.4 | 260.4 | 267.6 | 272.4 |
| (२) डाळी | 21.79 | 346.5 | 230.5 | 310.6 | 312.5 | 327.4 | 339.2 |
| (ब) भाजीपाला व फळे | 61.32 | 300.7 | 283.9 | 311.1 | 301.0 | 311.8 | 321.1 |
| (क) दूध व दुधाचे पदार्थ | 61.50 | 251.1 | 230.1 | 239.4 | 240.8 | 241.6 | 242.8 |
| (ड) मांस, मासे व अंडी | 18.97 | 361.0 | 355.5 | 352.0 | 356.4 | 362.1 | 377.3 |
| (इ) मसाले व मसाल्याचे पदार्थ | 10.94 | 199.0 | 171.0 | 185.7 | 188.2 | 190.3 | 186.8 |
| (फ) इतर अन्नपदार्थ | 16.04 | 377.7 | 317.2 | 344.4 | 381.6 | 354.8 | 345.8 |
| (ब) अन्नधान्येतर पदार्थ | 106.21 | 281.6 | 255.1 | 262.8 | 265.9 | 273.0 | 278.6 |
| (अ) तंतू | 31.73 | 227.8 | 218.3 | 219.6 | 224.3 | 223.0 | 221.0 |
| (ब) तेल बियाणे | 42.01 | 302.0 | 256.6 | 271.6 | 276.0 | 289.3 | 309.0 |
| (क) इतर अन्नधान्येतर पदार्थ | 32.47 | 307.8 | 296.7 | 293.7 | 293.3 | 300.6 | 295.6 |
| (क) खनिजे | 12.47 | 994.0 | 989.3 | 990.6 | 990.6 | 990.6 | 990.6 |
| (२) इंधन, शक्ती, दिवाबत्ती व वंगण | 84.59 | 494.8 | 477.1 | 489.4 | 489.6 | 489.3 | 490.0 |
| (अ) कोळसा (खाणीतील) | 11.47 | 534.6 | 504.0 | 504.7 | 504.7 | 505.2 | 505.9 |
| (ब) खनिज तेल | 49.12 | 537.8 | 534.7 | 536.9 | 536.9 | 536.9 | 536.9 |
| (क) विद्युत | 24.00 | 387.7 | 346.2 | 384.9 | 385.8 | 384.2 | 386.5 |
| (३) उत्पादित पक्का माल | 498.74 | 295.8 | 280.2 | 287.8 | 289.4 | 292.1 | 297.2 |
| (अ) अन्न पदार्थ | 133.22 | 298.9 | 263.3 | 283.0 | 286.8 | 293.4 | 303.2 |
| (ब) पेय, द्रव्ये, तंबाखू व तंबाखूचे पदार्थ | 27.08 | 246.2 | 223.0 | 245.4 | 245.7 | 245.7 | 245.7 |
| (क) कापड | 110.26 | 249.6 | 240.9 | 241.1 | 241.7 | 243.8 | 245.6 |
| (ड) कागद व कागदाच्या वस्तू | 8.51 | 325.8 | 309.0 | 316.6 | 320.8 | 324.9 | 324.9 |
| (इ) चामडे व चामड्याच्या वस्तू | 3.85 | 335.9 | 373.3 | 380.7 | 380.7 | 382.6 | 383.1 |
| (फ) रबर व रबराच्या वस्तू | 12.07 | 316.6 | 306.9 | 308.0 | 309.8 | 310.1 | 310.8 |
| (ग) रसायने व रासायनिक पदार्थ | 55.48 | 281.6 | 275.0 | 280.0 | 281.1 | 278.9 | 280.5 |
| (ह) अधातू खनिज पदार्थ | 14.15 | 404.1 | 390.3 | 392.1 | 392.3 | 405.5 | 406.6 |
| (ई) मूलभूत धातू, मिश्र धातू व धातूच्या वस्तू | 59.74 | 381.0 | 375.0 | 375.4 | 375.6 | 377.1 | 381.0 |
| (ज) यंत्र सामुग्री व परिवहन साधने | 67.18 | 289.6 | 287.9 | 288.8 | 290.5 | 290.6 | 290.6 |
| (ख) संकीर्ण वस्तू | 7.20 | 256.9 | 249.3 | 251.3 | 253.7 | 254.8 | 255.2 |
| सर्व वस्तू | 1,000.00 | 316.0 | 298.6 | 307.4 | 309.3 | 312.9 | 317.1 |

आधार.—आर्थिक सल्लागार यांचे कार्यालय, उद्योग मंत्रालय, भारत सरकार, नवी दिल्ली.

PRICES AND INDICES

TABLE No. 28.4 B (11.4)

All India Index Number of wholesale prices by Groups and Sub-groups of commodities (New Series)

(1983-84)

(पाया १९७०-७१=१००)
(Base 1970-71=100)

| Monthly Average | | | | | | | Groups and Sub-groups | |
|-------------------|-----------------|------------------|------------------|-----------------|------------------|---------------|--|-----|
| सप्टेंबर | ऑक्टोबर | नोव्हेंबर | डिसेंबर | जानेवारी | फेब्रुवारी | मार्च | | |
| September 1983 | October 1983 | November 1983 | December 1983 | January 1984 | February 1984 | March 1984 | | |
| (9) | (10) | (11) | (12) | (13) | (14) | (15) | (1) | (2) |
| 305.7 | 304.1 | 309.8 | 310.5 | 311.9 | 311.9 | 309.8 | (I) Primary Articles | |
| 286.6 | 284.9 | 289.5 | 287.3 | 287.1 | 286.2 | 283.2 | (A) Food Articles | |
| 281.2 | 274.3 | 274.2 | 273.5 | 279.8 | 275.5 | 269.4 | (a) Food Grains (1+2) | |
| 270.3 | 262.5 | 258.4 | 251.9 | 254.8 | 253.1 | 247.6 | (1) Cereals | |
| 334.9 | 332.4 | 352.6 | 379.9 | 402.8 | 385.8 | 376.9 | (2) Pulses | |
| 309.9 | 308.7 | 314.2 | 292.3 | 281.6 | 289.0 | 283.8 | (b) Fruits and vegetables | |
| 248.5 | 253.3 | 257.1 | 263.8 | 264.4 | 264.4 | 267.1 | (c) Milk and Milk products | |
| 361.5 | 360.5 | 364.9 | 365.2 | 369.3 | 357.8 | 349.2 | (d) Eggs, Fish and Meat | |
| 185.8 | 189.8 | 208.8 | 222.9 | 219.4 | 216.0 | 222.9 | (e) Condiments and spices | |
| 367.0 | 375.9 | 407.6 | 421.0 | 402.9 | 398.1 | 416.4 | (f) Other food articles | |
| 278.7 | 277.4 | 286.6 | 295.8 | 301.8 | 302.6 | 302.2 | (B) Non-Food Articles | |
| 221.2 | 222.8 | 223.3 | 230.5 | 241.0 | 241.6 | 254.4 | (a) Fibres | |
| 310.5 | 300.5 | 309.3 | 326.8 | 332.2 | 329.0 | 313.7 | (b) Oil Seeds | |
| 293.7 | 300.9 | 319.0 | 319.4 | 321.4 | 327.8 | 334.0 | (c) Other non-food articles | |
| 991.8 | 991.8 | 991.8 | 991.8 | 991.9 | 1,006.0 | 1,010.5 | (C) Minerals | |
| 492.1 | 492.1 | 492.1 | 492.3 | 505.0 | 509.2 | 509.0 | (II) Fuel, Power, Light and Lubricants | |
| 505.9 | 505.9 | 505.9 | 507.5 | 600.8 | 631.9 | 631.9 | (a) Coal Mining | |
| 538.5 | 538.5 | 538.5 | 538.5 | 538.5 | 538.5 | 538.1 | (b) Mineral Oils | |
| 390.5 | 390.5 | 390.5 | 390.5 | 390.8 | 390.8 | 390.8 | (c) Electricity | |
| 301.0 | 301.8 | 297.9 | 296.2 | 300.8 | 301.6 | 301.6 | (III) Manufacture Products | |
| 320.2 | 320.4 | 303.8 | 294.4 | 307.0 | 305.6 | 300.8 | (a) Food products | |
| 245.8 | 246.4 | 246.4 | 245.8 | 247.6 | 247.6 | 249.7 | (b) Beverages, Tobacco and Tobacco Products. | |
| 247.5 | 250.4 | 250.9 | 254.3 | 257.0 | 259.8 | 261.6 | (c) Textiles | |
| 324.9 | 324.9 | 324.9 | 330.3 | 333.0 | 334.9 | 339.7 | (d) Paper and paper products | |
| 380.4 | 382.7 | 384.3 | 385.0 | 387.8 | 401.4 | 408.1 | (e) Leather and leather products | |
| 311.4 | 310.8 | 324.5 | 325.3 | 327.0 | 327.6 | 327.1 | (f) Rubber and Rubber products | |
| 281.0 | 281.5 | 282.6 | 282.8 | 283.6 | 284.2 | 284.8 | (g) Chemical and Chemical products | |
| 406.5 | 407.9 | 408.2 | 408.4 | 410.6 | 410.6 | 412.3 | (h) Non-metallic mineral products | |
| 381.3 | 381.7 | 382.9 | 383.0 | 384.1 | 386.2 | 388.8 | (i) Basic metal alloys and metal products | |
| 291.6 | 289.1 | 283.8 | 288.8 | 289.0 | 289.8 | 290.9 | (j) Machinery and Transport equipments | |
| 257.0 | 257.1 | 257.7 | 259.1 | 261.2 | 261.2 | 262.2 | (k) Miscellaneous products | |
| 319.1 | 318.9 | 319.3 | 318.7 | 322.7 | 323.4 | 322.6 | All Commodities. | |

Source.—Office of the Economic Adviser, Ministry of Industry, Government of India, New Delhi.

28. किमती व निर्देशांक/PRICES AND INDICES

तक्ता क्रमांक/TABLE No. 28.5 (11.5)

मुंबई, जळगाव, पुणे, सोलापूर, औरंगाबाद, नांदेड व नागपूर केंद्रासाठी कामगारांकरिता ग्राहक किमतीचे निर्देशांक
Consumer price index number of working classes in Bombay, Jalgaon, Pune, Solapur, Aurangabad, Nanded and Nagpur

| महिना व वर्ष Month and Year | अन्नगट Food | पान, सुपारी, तंबाखू, इत्यादी Pan, Supari, Tobacco, etc. | इंधन व दिवाबत्ती Fuel and lighting | घरभाडे House rent | कापड, बिछाना Clothing, bedding | संकीर्ण Miscellaneous | ग्राहक किमतीचा निर्देशांक Consumer Price Index |
|---------------------------------|----------------|---|---|----------------------|---|--------------------------|--|
| (1) | (2) | (3) | (4) | (5) | (6) | (7) | (8) |
| • मुंबई/Bombay | | | | | | | |
| (आधारभूत वर्ष : १९६०=१००) | | | | | | | |
| (Base Year : 1960=100) | | | | | | | |
| 1976-77 | 320 | 330 | 379 | 137* | 297 | 245 | 298 |
| 1977-78 | 344 | 344 | 380 | 144 | 325 | 252 | 318 |
| 1978-79 | 346 | 349 | 395 | 150 | 345 | 268 | 325 |
| 1979-80 | 383 | 386 | 458 | 157 | 377 | 294 | 359 |
| 1980-81 | 431 | 430 | 485 | 158 | 422 | 326 | 400 |
| 1981-82 | 508 | 484 | 548 | 159 | 460 | 358 | 460 |
| 1982-83 | 548 | 511 | 653 | 160 | 512 | 401 | 502 |
| 1983-84 | 625 | 585 | 725 | 165 | 555 | 433 | 564 |
| एप्रिल/ April 1982 | 514 | 510 | 591 | 159 | 478 | 385 | 473 |
| मे/ May 1982 | 521 | 518 | 606 | 159 | 479 | 387 | 479 |
| जून/ June 1982 | 532 | 511 | 633 | 159 | 491 | 390 | 488 |
| जुलै/ July 1982 | 541 | 507 | 650 | 160 | 498 | 396 | 496 |
| ऑगस्ट/ August 1982 | 557 | 499 | 660 | 160 | 509 | 396 | 506 |
| सप्टेंबर/ September 1982 | 541 | 501 | 661 | 160 | 515 | 397 | 498 |
| ऑक्टोबर/ October 1982 | 545 | 505 | 664 | 160 | 515 | 401 | 501 |
| नोव्हेंबर/ November 1982 | 559 | 506 | 665 | 160 | 518 | 403 | 510 |
| डिसेंबर/ December 1982 | 571 | 505 | 673 | 160 | 525 | 406 | 518 |
| जानेवारी/ January 1983 | 567 | 518 | 674 | 162 | 535 | 412 | 519 |
| फेब्रुवारी/ February 1983 | 565 | 524 | 673 | 162 | 538 | 416 | 519 |
| मार्च/ March 1983 | 560 | 533 | 682 | 162 | 546 | 419 | 518 |
| एप्रिल/ April 1983 | 580 | 557 | 693 | 162 | 550 | 422 | 532 |
| मे/ May 1983 | 602 | 582 | 696 | 162 | 556 | 424 | 547 |
| जून/ June 1983 | 623 | 572 | 697 | 162 | 554 | 427 | 559 |
| जुलै/ July 1983 | 630 | 600 | 705 | 163 | 556 | 428 | 566 |
| ऑगस्ट/ Aug. 1983 | 628 | 579 | 721 | 163 | 553 | 427 | 564 |
| सप्टेंबर/ Sept. 1983 | 632 | 572 | 723 | 163 | 553 | 430 | 566 |
| ऑक्टोबर/ Oct. 1983 | 631 | 567 | 727 | 163 | 554 | 434 | 566 |
| नोव्हेंबर/ Nov. 1983 | 629 | 569 | 735 | 163 | 556 | 435 | 566 |
| डिसेंबर/ Dec. 1983 | 632 | 582 | 736 | 163 | 557 | 439 | 569 |
| जानेवारी/ January 1984 | 640 | 601 | 743 | 171 | 557 | 442 | 576 |
| फेब्रुवारी/ February 1984 | 639 | 613 | 760 | 171 | 557 | 444 | 578 |
| मार्च/ March 1984 | 639 | 629 | 764 | 171 | 557 | 448 | 579 |

तबता क्रमांक/TABLE No. 28.5 (11.5)—contd.

| (1) | (2) | (3) | (4) | (5) | (6) | (7) | (8) |
|---------------------------|-----------|-------|-----|-----|-----|-----|-----|
| जळगांव/Jalgaon | | | | | | | |
| (आधारभूत वर्ष : १९६१=१००) | | | | | | | |
| (Base year : 1961=100) | | | | | | | |
| | 1976-77 | | 319 | .. | 319 | 144 | 298 |
| | 1977-78 | | 346 | .. | 304 | 144 | 316 |
| | 1978-79 | | 357 | .. | 390 | 148 | 322 |
| | 1979-80 | | 394 | .. | 434 | 159 | 330 |
| | 1980-81 | | 441 | .. | 498 | 170 | 371 |
| | 1981-82 | | 530 | .. | 542 | 177 | 450 |
| | 1982-83 | | 534 | .. | 673 | 181 | 478 |
| | 1983-84 | | 608 | .. | 710 | 183 | 510 |
| एप्रिल/ | April | 1982 | 518 | .. | 656 | 178 | 479 |
| मे/ | May | 1982 | 514 | .. | 656 | 178 | 479 |
| जून/ | June | 1982 | 520 | .. | 656 | 178 | 478 |
| जुलै/ | July | 1982 | 541 | .. | 656 | 182 | 478 |
| ऑगस्ट/ | August | 1982 | 551 | .. | 656 | 182 | 474 |
| सप्टेंबर/ | September | 1982 | 540 | .. | 656 | 182 | 479 |
| ऑक्टोबर/ | October | 1982 | 541 | .. | 656 | 182 | 473 |
| नोव्हेंबर/ | November | 1982 | 532 | .. | 656 | 182 | 470 |
| डिसेंबर/ | December | 1982 | 538 | .. | 706 | 182 | 483 |
| जानेवारी/ | January | 1983 | 529 | .. | 706 | 183 | 480 |
| फेब्रुवारी/ | February | 1983 | 554 | .. | 707 | 183 | 480 |
| मार्च/ | March | 1983 | 535 | .. | 708 | 183 | 481 |
| एप्रिल/ | April | 1983 | 562 | .. | 709 | 183 | 485 |
| मे/ | May | 1983 | 605 | .. | 710 | 183 | 490 |
| जून/ | June | 1983 | 594 | .. | 710 | 183 | 491 |
| जुलै/ | July | 1983 | 606 | .. | 710 | 183 | 490 |
| ऑगस्ट/ | Aug. | 1983 | 629 | .. | 710 | 183 | 495 |
| सप्टेंबर/ | Sept. | 1983 | 634 | .. | 710 | 183 | 509 |
| ऑक्टोबर/ | Oct. | 1983 | 613 | .. | 710 | 183 | 502 |
| नोव्हेंबर/ | Nov. | 1983 | 601 | .. | 710 | 183 | 529 |
| डिसेंबर/ | Dec. | 1983 | 615 | .. | 711 | 183 | 529 |
| जानेवारी/ | January | 1984 | 611 | .. | 711 | 183 | 529 |
| फेब्रुवारी/ | February | 1984 | 626 | .. | 711 | 183 | 529 |
| मार्च/ | March | 1984 | 601 | .. | 711 | 183 | 539 |

तक्ता क्रमांक/TABLE No. 28.5 (11.5)—contd.

| (1) | (2) | (3) | (4) | (5) | (6) | (7) | (8) | | |
|---------------------------|-----------|-------|-----|-----|-----|-----|-----|-----|-----|
| पुणे/Pune | | | | | | | | | |
| (आधारभूत वर्ष : १९६१=१००) | | | | | | | | | |
| (Base year : 1961=100) | | | | | | | | | |
| | 1976-77 | | 314 | .. | 348 | 129 | 297 | 239 | 287 |
| | 1977-78 | | 334 | .. | 353 | 130 | 327 | 242 | 302 |
| | 1978-79 | | 338 | .. | 375 | 130 | 349 | 249 | 310 |
| | 1979-80 | | 367 | .. | 430 | 131 | 369 | 269 | 336 |
| | 1980-81 | | 415 | .. | 437 | 135 | 418 | 299 | 375 |
| | 1981-82 | | 490 | .. | 458 | 138 | 492 | 332 | 432 |
| | 1982-83 | | 505 | .. | 627 | 139 | 519 | 396 | 468 |
| | 1983-84 | | 609 | .. | 686 | 143 | 517 | 445 | 541 |
| प्रिल/ | April | 1982 | 481 | .. | 490 | 138 | 518 | 362 | 438 |
| | May | 1982 | 491 | .. | 504 | 138 | 520 | 371 | 447 |
| जून/ | June | 1982 | 490 | .. | 532 | 138 | 520 | 373 | 449 |
| जुलै/ | July | 1982 | 500 | .. | 573 | 138 | 519 | 374 | 457 |
| ऑगस्ट/ | August | 1982 | 528 | .. | 620 | 138 | 519 | 407 | 483 |
| सप्टेंबर/ | September | 1982 | 521 | .. | 666 | 138 | 519 | 407 | 482 |
| ऑक्टोबर/ | October | 1982 | 514 | .. | 676 | 138 | 519 | 408 | 479 |
| नोव्हेंबर/ | November | 1982 | 520 | .. | 734 | 138 | 519 | 407 | 486 |
| डिसेंबर/ | December | 1982 | 513 | .. | 711 | 138 | 524 | 406 | 481 |
| जानेवारी/ | January | 1983 | 508 | .. | 681 | 143 | 524 | 406 | 477 |
| फेब्रुवारी/ | February | 1983 | 496 | .. | 666 | 143 | 511 | 411 | 468 |
| मार्च/ | March | 1983 | 498 | .. | 675 | 143 | 511 | 417 | 471 |
| एप्रिल/ | April | 1983 | 528 | .. | 710 | 143 | 515 | 433 | 494 |
| मे/ | May | 1983 | 579 | .. | 689 | 143 | 516 | 433 | 521 |
| जून/ | June | 1983 | 587 | .. | 688 | 143 | 516 | 435 | 526 |
| जुलै/ | July | 1983 | 615 | .. | 674 | 143 | 516 | 435 | 541 |
| ऑगस्ट/ | August | 1983 | 632 | .. | 674 | 143 | 518 | 435 | 551 |
| सप्टेंबर/ | September | 1983 | 631 | .. | 675 | 143 | 520 | 431 | 553 |
| ऑक्टोबर/ | October | 1983 | 621 | .. | 677 | 143 | 513 | 458 | 549 |
| नोव्हेंबर/ | November | 1983 | 628 | .. | 679 | 143 | 517 | 458 | 554 |
| डिसेंबर/ | December | 1983 | 636 | .. | 680 | 143 | 515 | 454 | 557 |
| जानेवारी/ | January | 1984 | 631 | .. | 685 | 144 | 518 | 455 | 555 |
| फेब्रुवारी/ | February | 1984 | 623 | .. | 686 | 144 | 519 | 455 | 551 |
| मार्च/ | March | 1984 | 597 | .. | 714 | 144 | 523 | 457 | 539 |

सबता क्रमांक/TABLE No. 28.5 (11.5)—contd.

| (1) | (2) | (3) | (4) | (5) | (6) | (7) | (8) |
|---------------------------|------------|-----|-----|-----|-----|-----|-----|
| सोलापूर/Solapur | | | | | | | |
| (आधारभूत वर्ष : १९६०=१००) | | | | | | | |
| (Base year : 1960=100) | | | | | | | |
| 1976-77 | | 328 | 276 | 324 | 182 | 328 | 308 |
| 1977-78 | | 347 | 293 | 338 | 188 | 357 | 326 |
| 1978-79 | | 359 | 315 | 383 | 198 | 386 | 343 |
| 1979-80 | | 390 | 349 | 440 | 206 | 404 | 372 |
| 1980-81 | | 432 | 383 | 475 | 216 | 447 | 411 |
| 1981-82 | | 544 | 422 | 560 | 222 | 492 | 499 |
| 1982-83 | | 544 | 444 | 662 | 236 | 531 | 515 |
| 1983-84 | | 627 | 475 | 707 | 250 | 566 | 579 |
| एप्रिल/ April | 1982 | 517 | 437 | 631 | 227 | 509 | 492 |
| मे/ May | 1982 | 518 | 448 | 635 | 227 | 509 | 493 |
| जून/ June | 1982 | 530 | 441 | 636 | 227 | 508 | 500 |
| जुलै/ July | 1982 | 544 | 434 | 653 | 237 | 534 | 513 |
| ऑगस्ट/ August | 1982 | 560 | 432 | 655 | 237 | 534 | 523 |
| सप्टेंबर/ September | 1982 | 561 | 436 | 657 | 237 | 534 | 525 |
| ऑक्टोबर/October | 1982 | 559 | 440 | 671 | 237 | 535 | 525 |
| नोव्हेंबर/ November | 1982 | 558 | 441 | 672 | 237 | 532 | 524 |
| डिसेंबर/ December | 1982 | 562 | 440 | 675 | 237 | 540 | 527 |
| जानेवारी/January | 1983 | 541 | 454 | 679 | 243 | 544 | 518 |
| फेब्रुवारी/ February | 1983 | 550 | 462 | 679 | 243 | 546 | 524 |
| मार्च/ March | 1983 | 534 | 466 | 699 | 243 | 546 | 515 |
| एप्रिल/ April | 1983 | 543 | 475 | 701 | 243 | 546 | 522 |
| मे/ May | 1983 | 578 | 485 | 706 | 243 | 559 | 546 |
| जून/ June | 1983 | 589 | 486 | 707 | 243 | 560 | 554 |
| जुलै/ July | 1983 | 607 | 472 | 707 | 252 | 560 | 565 |
| ऑगस्ट/ August | 1983 | 634 | 473 | 708 | 252 | 567 | 584 |
| सप्टेंबर/ September | 1983 | 640 | 471 | 708 | 252 | 567 | 588 |
| ऑक्टोबर/ October | 1983 | 642 | 470 | 708 | 252 | 567 | 589 |
| नोव्हेंबर/ November | 1983 | 650 | 472 | 708 | 252 | 567 | 595 |
| डिसेंबर/ December | 1983 | 669 | 471 | 708 | 252 | 568 | 607 |
| जानेवारी/ January | 1984 | 674 | 470 | 708 | 255 | 579 | 611 |
| फेब्रुवारी/ February | 1984 | 655 | 471 | 708 | 255 | 979 | 600 |
| मार्च/ March | 1984 | 638 | 481 | 708 | 255 | 577 | 590 |

| (1) | (2) | (3) | (4) | (5) | (6) | (7) | (8) | | | |
|--------------------------|-----------|------|-----|-----|-----|-----|-----|-----|-----|-----|
| औरंगाबाद/Aurangabad | | | | | | | | | | |
| (आधारसूत वर्ष: १९६१=१००) | | | | | | | | | | |
| (Base year: 1961=100) | | | | | | | | | | |
| | 1976-77 | .. | .. | 335 | .. | 322 | 215 | 314 | 240 | 308 |
| | 1977-78 | .. | .. | 362 | .. | 323 | 218 | 336 | 257 | 380 |
| | 1978-79 | .. | .. | 376 | .. | 372 | 228 | 351 | 270 | 346 |
| | 1979-80 | .. | .. | 416 | .. | 436 | 275 | 362 | 301 | 384 |
| | 1980-81 | .. | .. | 456 | .. | 478 | 300 | 399 | 339 | 422 |
| | 1981-82 | .. | .. | 548 | .. | 536 | 316 | 458 | 382 | 496 |
| | 1982-83 | .. | .. | 548 | .. | 680 | 316 | 486 | 417 | 514 |
| | 1983-84 | .. | .. | 630 | .. | 768 | 318 | 522 | 446 | 478 |
| एप्रिल/ | April | 1982 | .. | 534 | .. | 546 | 316 | 488 | 408 | 494 |
| मे/ | May | 1982 | .. | 524 | .. | 546 | 316 | 494 | 408 | 488 |
| जून/ | June | 1982 | .. | 515 | .. | 546 | 316 | 494 | 408 | 483 |
| जुलै/ | July | 1982 | .. | 533 | .. | 647 | 316 | 492 | 408 | 501 |
| ऑगस्ट/ | August | 1982 | .. | 549 | .. | 647 | 316 | 490 | 415 | 512 |
| सप्टेंबर/ | September | 1982 | .. | 552 | .. | 701 | 316 | 484 | 416 | 517 |
| ऑक्टोबर/ | October | 1982 | .. | 554 | .. | 754 | 316 | 473 | 416 | 522 |
| नोव्हेंबर/ | November | 1982 | .. | 562 | .. | 754 | 316 | 473 | 426 | 528 |
| डिसेंबर/ | December | 1982 | .. | 572 | .. | 754 | 316 | 473 | 421 | 533 |
| जानेवारी/ | January | 1983 | .. | 574 | .. | 754 | 316 | 473 | 423 | 535 |
| फेब्रुवारी/ | February | 1983 | .. | 558 | .. | 757 | 316 | 497 | 423 | 528 |
| मार्च/ | March | 1983 | .. | 550 | .. | 760 | 316 | 497 | 427 | 523 |
| एप्रिल/ | April | 1983 | .. | 563 | .. | 763 | 316 | 517 | 430 | 534 |
| मे/ | May | 1983 | .. | 584 | .. | 765 | 316 | 517 | 432 | 547 |
| जून/ | June | 1983 | .. | 590 | .. | 765 | 316 | 517 | 438 | 552 |
| जुलै/ | July | 1983 | .. | 610 | .. | 765 | 316 | 517 | 444 | 564 |
| ऑगस्ट/ | Aug. | 1983 | .. | 619 | .. | 767 | 316 | 520 | 440 | 570 |
| सप्टेंबर/ | Sept. | 1983 | .. | 621 | .. | 767 | 316 | 520 | 444 | 572 |
| ऑक्टोबर/ | Oct. | 1983 | .. | 628 | .. | 771 | 316 | 522 | 447 | 576 |
| नोव्हेंबर/ | Nov. | 1983 | .. | 662 | .. | 771 | 316 | 520 | 448 | 597 |
| डिसेंबर/ | Dec. | 1983 | .. | 684 | .. | 771 | 316 | 534 | 453 | 613 |
| जानेवारी/ | January | 1984 | .. | 689 | .. | 771 | 326 | 528 | 458 | 617 |
| फेब्रुवारी/ | February | 1984 | .. | 680 | .. | 771 | 326 | 530 | 458 | 612 |
| मार्च/ | March | 1984 | .. | 633 | .. | 771 | 326 | 528 | 458 | 583 |

तपता क्रमांक / TABLE No. 28.5 (11.5)—contd.

| (1) | (2) | (3) | (4) | (5) | (6) | (7) | (8) | | | |
|---------------------------|-----------|-------|-------|-----|-----|-----|-----|-----|-----|-----|
| नांदेड/Nanded | | | | | | | | | | |
| (आधारभूत वर्ष : १९६१=१००) | | | | | | | | | | |
| (Base year : 1961=100) | | | | | | | | | | |
| | 1976-77 | | 345 | .. | 312 | 166 | 300 | 253 | 315 | |
| | 1977-78 | | 359 | .. | 350 | 166 | 308 | 271 | 330 | |
| | 1978-79 | | 367 | .. | 392 | 174 | 312 | 272 | 338 | |
| | 1979-80 | | 407 | .. | 473 | 202 | 349 | 309 | 379 | |
| | 1980-81 | | 467 | .. | 608 | 240 | 397 | 350 | 438 | |
| | 1981-82 | | 579 | .. | 634 | 277 | 462 | 385 | 523 | |
| | 1982-83 | | 594 | .. | 676 | 289 | 478 | 411 | 542 | |
| | 1983-84 | | 665 | .. | 697 | 308 | 510 | 455 | 598 | |
| एप्रिल/ | April | 1982 | | 580 | .. | 637 | 285 | 476 | 399 | 529 |
| मे/ | May | 1982 | | 564 | .. | 667 | 285 | 475 | 401 | 520 |
| जून/ | June | 1982 | | 563 | .. | 687 | 285 | 476 | 403 | 522 |
| जुलै/ | July | 1982 | | 585 | .. | 687 | 285 | 475 | 405 | 535 |
| ऑगस्ट/ | August | 1982 | | 622 | .. | 687 | 285 | 475 | 414 | 559 |
| सप्टेंबर/ | September | 1982 | | 627 | .. | 687 | 285 | 475 | 409 | 561 |
| ऑक्टोबर/ | October | 1982 | | 614 | .. | 687 | 285 | 480 | 413 | 555 |
| नोव्हेंबर/ | November | 1982 | | 621 | .. | 687 | 285 | 482 | 413 | 560 |
| डिसेंबर/ | December | 1982 | | 627 | .. | 687 | 285 | 480 | 413 | 563 |
| जानेवारी/ | January | 1983 | | 598 | .. | 687 | 302 | 480 | 417 | 547 |
| फेब्रुवारी/ | February | 1983 | | 543 | .. | 640 | 302 | 481 | 423 | 517 |
| मार्च/ | March | 1983 | | 583 | .. | 670 | 302 | 481 | 423 | 537 |
| एप्रिल/ | April | 1983 | | 597 | .. | 670 | 302 | 491 | 424 | 547 |
| मे/ | May | 1983 | | 615 | .. | 670 | 302 | 498 | 424 | 559 |
| जून/ | June | 1983 | | 628 | .. | 670 | 302 | 498 | 443 | 570 |
| जुलै/ | July | 1983 | | 647 | .. | 673 | 310 | 499 | 443 | 583 |
| ऑगस्ट/ | Aug. | 1983 | | 685 | .. | 680 | 310 | 511 | 443 | 608 |
| सप्टेंबर/ | Sept. | 1983 | | 682 | .. | 680 | 310 | 528 | 444 | 608 |
| ऑक्टोबर/ | Oct. | 1983 | | 693 | .. | 580 | 310 | 518 | 452 | 615 |
| नोव्हेंबर/ | Nov. | 1983 | | 682 | .. | 680 | 310 | 519 | 455 | 609 |
| डिसेंबर/ | Dec. | 1983 | | 683 | .. | 694 | 310 | 520 | 463 | 612 |
| जानेवारी/ | January | 1984 | | 703 | .. | 715 | 310 | 521 | 488 | 629 |
| फेब्रुवारी/ | February | 1984 | | 674 | .. | 773 | 310 | 514 | 488 | 614 |
| मार्च/ | March | 1984 | | 696 | .. | 780 | 310 | 506 | 488 | 627 |

तबता क्रमांक/TABLE No. 28.5 (11.5)—contd.

| (1) | (2) | (3) | (4) | (5) | (6) | (7) | (8) | | | |
|---------------------------|-----------|-------|-------|-----|-----|-----|-----|-----|-----|-----|
| नागपुर/Nagpur | | | | | | | | | | |
| (भाषारमूल वर्ष: १९६०=१००) | | | | | | | | | | |
| (Base year : 1960=100) | | | | | | | | | | |
| | 1976-77 | | 327 | 254 | 272 | 180 | 348 | 222 | 297 | |
| | 1977-78 | | 347 | 276 | 281 | 186 | 385 | 226 | 315 | |
| | 1978-79 | | 353 | 293 | 320 | 188 | 397 | 239 | 325 | |
| | 1979-80 | | 374 | 358 | 395 | 192 | 426 | 286 | 354 | |
| | 1980-81 | | 419 | 395 | 438 | 202 | 487 | 328 | 398 | |
| | 1981-82 | | 505 | 455 | 547 | 216 | 547 | 366 | 469 | |
| | 1982-83 | | 534 | 490 | 738 | 241 | 577 | 393 | 507 | |
| | 1983-84 | | 598 | 551 | 780 | 278 | 599 | 425 | 558 | |
| एप्रिल/ | April | 1982 | | 493 | 476 | 681 | 224 | 563 | 384 | 476 |
| मे/ | May | 1982 | | 493 | 476 | 708 | 224 | 569 | 384 | 478 |
| जून | June | 1982 | | 499 | 481 | 727 | 224 | 569 | 384 | 482 |
| जुलै/ | July | 1982 | | 520 | 487 | 730 | 240 | 569 | 384 | 496 |
| ऑगस्ट/ | August | 1982 | | 556 | 497 | 749 | 240 | 574 | 386 | 519 |
| सप्टेंबर/ | September | 1982 | | 562 | 494 | 748 | 240 | 575 | 390 | 523 |
| ऑक्टोबर/ | October | 1982 | | 547 | 488 | 749 | 240 | 580 | 400 | 517 |
| नोव्हेंबर/ | November | 1982 | | 545 | 488 | 751 | 240 | 587 | 400 | 516 |
| डिसेंबर/ | December | 1982 | | 554 | 490 | 750 | 240 | 580 | 400 | 520 |
| जानेवारी | January | 1983 | | 549 | 493 | 744 | 260 | 580 | 400 | 519 |
| फेब्रुवारी/ | February | 1983 | | 545 | 504 | 744 | 260 | 586 | 401 | 518 |
| मार्च/ | March | 1983 | | 540 | 505 | 772 | 260 | 588 | 401 | 517 |
| एप्रिल/ | April | 1983 | | 539 | 511 | 750 | 260 | 590 | 403 | 515 |
| मे/ | May | 1983 | | 557 | 533 | 750 | 260 | 599 | 418 | 530 |
| जून/ | June | 1983 | | 583 | 579 | 750 | 260 | 602 | 422 | 548 |
| जुलै/ | July | 1983 | | 585 | 577 | 756 | 278 | 602 | 422 | 550 |
| ऑगस्ट/ | August | 1983 | | 602 | 567 | 760 | 278 | 596 | 422 | 559 |
| सप्टेंबर/ | September | 1983 | | 633 | 550 | 774 | 278 | 599 | 423 | 578 |
| ऑक्टोबर/ | October | 1983 | | 630 | 548 | 774 | 278 | 599 | 424 | 576 |
| नोव्हेंबर/ | November | 1983 | | 628 | 544 | 774 | 278 | 597 | 425 | 575 |
| डिसेंबर/ | December | 1983 | | 616 | 550 | 774 | 278 | 602 | 426 | 569 |
| जानेवारी | January | 1984 | | 612 | 553 | 815 | 297 | 602 | 434 | 571 |
| फेब्रुवारी/ | February | 1984 | | 589 | 551 | 836 | 297 | 602 | 440 | 561 |
| मार्च/ | March | 1984 | | 603 | 549 | 846 | 297 | 602 | 441 | 569 |

बाधार.—कामगार आयुक्त यांचे कार्यालय, महाराष्ट्र शासन, मुंबई.

Source.—Office of the Commissioner of Labour, Government of Maharashtra, Bombay.

28. किमती आणि निर्देशांक/PRICES AND INDICES

तक्ता क्रमांक/TABLE No. 28.6 (11.6)

महाराष्ट्रातील शेतमजुरांकरिता ग्राहक किमतीचे निर्देशांक
Consumer price index number for agricultural labourers in Maharashtra

(पाया :—जुलै १९६०—जून १९६१=१००)
(Base :—July 1960—June 1961=100)

| वर्ष/महिना Year/Month | अन्नगट निर्देशांक Food Index | सर्वसाधारण निर्देशांक General Index |
|---------------------------------|------------------------------------|---|
| (1) | (2) | (3) |
| 1961-62 | 97 | 98 |
| 1966-67 | 190 | 173 |
| 1971-72 | 223 | 204 |
| 1976-77 | 338 | 309 |
| 1980-81 | 421 | 383 |
| 1981-82 | 515 | 462 |
| 1982-83 | 488 | 447 |
| 1983-84 | 553 | 502 |
| एप्रिल/ April 1982 | 473 | 433 |
| मे/ May 1982 | 471 | 432 |
| जून/ June 1982 | 470 | 431 |
| जुलै/ July 1982 | 483 | 442 |
| ऑगस्ट/ August 1982 | 497 | 453 |
| सप्टेंबर/ September 1982 | 498 | 454 |
| ऑक्टोबर/October 1982 | 500 | 456 |
| नोव्हेंबर/ November 1982 | 501 | 457 |
| डिसेंबर/ December 1982 | 498 | 455 |
| जानेवारी/January 1983 | 499 | 456 |
| फेब्रुवारी/ February 1983 | 487 | 448 |
| मार्च/ March 1983 | 478 | 442 |
| एप्रिल/ April 1983 | 489 | 450 |
| मे/ May 1983 | 521 | 475 |
| जून/ June 1983 | 528 | 482 |
| जुलै/ July 1983 | 541 | 492 |
| ऑगस्ट/ August 1983 | 559 | 506 |
| सप्टेंबर/ September 1983 | 572 | 516 |
| ऑक्टोबर/October 1983 | 564 | 510 |
| नोव्हेंबर/ November 1983 | 574 | 518 |
| डिसेंबर/ December 1983 | 577 | 520 |
| जानेवारी/January 1984 | 592 | 533 |
| फेब्रुवारी/ February 1984 | 574 | 520 |
| मार्च/ March 1984 | 543 | 496 |

साधारण,—लेबर ब्यूरो, सिमला.

Source :—Labour Bureau, Simla.

28. किमती आणि निर्देशांक/PRICES AND INDICES

तक्ता क्रमांक/TABLE No. 28.7 (11.7)

नागरी श्रमिकेतर कर्मचाऱ्यांसाठी ग्राहक किमतीचे निर्देशांक
Consumer price index numbers for urban non-manual employees

(पायाभूत वर्ष—१९६०=१००)
(Base year—1960=100)

| महिना/वर्ष Month/Year | | अखिल भारत All India | मुंबई Bombay | पुणे Pune | नागपूर Nagpur |
|--------------------------|----------------|------------------------|-----------------|--------------|------------------|
| (1) | | (2) | (3) | (4) | (5) |
| | 1961-62 | 104 | 103 | 101 | 103 |
| | 1966-67 | 146 | 142 | 242 | 144 |
| | 1971-72 | 180 | 172 | 174 | 174 |
| | 1976-77 | 277 | 255 | 280 | 276 |
| | 1981-82 | 413 | 393 | 412 | 400 |
| | 1982-83 | 446 | 440 | 446 | 429 |
| | 1983-84 | 492 | 493 | 490 | 484 |
| एप्रिल/ | April 1982 | 425 | 414 | 424 | 405 |
| मे/ | May 1982 | 428 | 423 | 428 | 409 |
| जून/ | June 1982 | 433 | 429 | 437 | 415 |
| जुलै/ | July 1982 | 442 | 434 | 445 | 429 |
| ऑगस्ट/ | August 1982 | 448 | 442 | 449 | 434 |
| सप्टेंबर/ | September 1982 | 449 | 440 | 447 | 432 |
| ऑक्टोबर/ | October 1982 | 450 | 441 | 452 | 433 |
| नोव्हेंबर/ | November 1982 | 452 | 446 | 455 | 434 |
| डिसेंबर/ | December 1982 | 452 | 449 | 452 | 437 |
| जानेवारी/ | January 1983 | 455 | 451 | 454 | 436 |
| फेब्रुवारी/ | February 1983 | 458 | 453 | 454 | 441 |
| मार्च/ | March 1983 | 462 | 454 | 456 | 445 |
| एप्रिल/ | April 1983 | 467 | 464 | 462 | 452 |
| मे/ | May 1983 | 472 | 477 | 476 | 458 |
| जून/ | June 1983 | 479 | 484 | 485 | 464 |
| जुलै/ | July 1983 | 487 | 492 | 490 | 490 |
| ऑगस्ट/ | August 1983 | 492 | 495 | 494 | 492 |
| सप्टेंबर/ | September 1983 | 495 | 497 | 495 | 493 |
| ऑक्टोबर/ | October 1983 | 498 | 498 | 493 | 488 |
| नोव्हेंबर/ | November 1983 | 500 | 500 | 495 | 490 |
| डिसेंबर/ | December 1983 | 500 | 500 | 495 | 492 |
| जानेवारी/ | January 1984 | 504 | 504 | 500 | 496 |
| फेब्रुवारी/ | February 1984 | 503 | 502 | 497 | 500 |
| मार्च/ | March 1984 | 505 | 505 | 495 | 499 |

बाधार :- केंद्रीय सांख्यिकी संघटना, नवी दिल्ली.

Source :- Central Statistical Organisation, New Delhi.

28. किमती आणि निर्देशांक/PRICES AND INDICES

तक्ता क्रमांक/TABLE No. 28.8 (11.8)

महाराष्ट्रातील नागरी विभागातील किरकोळ किमतींचा गटवार निर्देशांक
Retail price index numbers for urban Maharashtra by group of commodities

| महिना/वर्ष | अन्नगट* | पान, सुपारी, तंबाखू, इत्यादी Pan, Supari, Tobacco etc. | इंधन व दिवाकत्ती Fuel and Lighting | कापड, बिछाना व पादत्राणे Clothing, bedding and footwear | संकीर्ण Miscellaneous | सर्वसाधारण General |
|----------------------------------|---------|---|--|--|--------------------------|-----------------------|
| Month/Year | Food* | | | | | |
| (1) | (2) | (3) | (4) | (5) | (6) | (7) |
| पाया १९७१=१०० Base : 1971=100 | | | | | | |
| 1977 | 175.53 | 161.62 | 181.08 | 176.45 | 149.51 | 169.49 |
| 1978 | 170.79 | 166.96 | 189.74 | 182.87 | 168.84 | 171.90 |
| 1979 | 181.50 | 180.00 | 214.97 | 199.72 | 176.72 | 188.17 |
| 1980 | 205.42 | 190.55 | 235.06 | 220.05 | 223.54 | 211.70 |
| 1981 | 239.01 | 216.66 | 263.70 | 249.46 | 244.38 | 241.65 |
| 1982 | 244.44 | 237.65 | 305.10 | 272.02 | 262.48 | 253.62 |
| जानेवारी/January 1982 | 243.90 | 231.71 | 281.66 | 260.83 | 252.00 | 248.98 |
| फेब्रुवारी/February 1982 | 240.14 | 240.47 | 287.04 | 265.44 | 252.25 | 246.93 |
| मार्च/March 1982 | 234.50 | 237.44 | 294.54 | 267.45 | 252.88 | 243.95 |
| एप्रिल/April 1982 | 234.31 | 240.00 | 297.97 | 269.86 | 259.37 | 248.06 |
| मे/May 1982 | 235.75 | 246.08 | 302.59 | 269.35 | 260.08 | 247.24 |
| जून/June 1982 | 242.91 | 243.92 | 302.18 | 269.57 | 260.77 | 251.89 |
| जुलै/July 1982 | 250.73 | 240.42 | 309.56 | 271.55 | 264.40 | 258.19 |
| ऑगस्ट/August 1982 | 251.57 | 236.83 | 314.05 | 273.51 | 265.28 | 259.20 |
| सप्टेंबर/September 1982 | 249.31 | 233.67 | 314.13 | 275.67 | 263.25 | 258.45 |
| ऑक्टोबर/October 1982 | 247.51 | 231.91 | 316.76 | 278.49 | 268.71 | 257.64 |
| नोव्हेंबर/November 1982 | 251.36 | 233.98 | 318.54 | 279.66 | 271.60 | 260.98 |
| डिसेंबर/December 1982 | 251.28 | 235.34 | 322.14 | 282.89 | 274.11 | 261.90 |
| जानेवारी/January 1983 | 248.57 | 241.47 | 323.53 | 288.87 | 277.64 | 261.48 |
| फेब्रुवारी/February 1983 | 248.44 | 243.70 | 325.38 | 289.74 | 278.19 | 261.74 |
| मार्च/March 1983 | 249.07 | 245.78 | 330.61 | 291.25 | 279.74 | 262.94 |
| पाया १९८२=१०० Base 1982=100 | | | | | | |
| 1983-84 | 118.34 | 112.85 | 110.40 | 112.23 | 115.55 | 116.47 |
| एप्रिल/April 1983 | 107.33 | 106.94 | 108.29 | 107.01 | 109.66 | 108.09 |
| मे/May 1983 | 113.22 | 109.99 | 108.01 | 108.93 | 111.24 | 111.93 |
| जून/June 1983 | 115.31 | 115.80 | 108.02 | 109.32 | 112.08 | 113.47 |
| जुलै/July 1983 | 117.97 | 117.85 | 109.11 | 110.95 | 115.08 | 116.06 |
| ऑगस्ट/August 1983 | 120.09 | 113.46 | 110.57 | 110.88 | 116.10 | 117.53 |
| सप्टेंबर/September 1983 | 122.97 | 111.51 | 110.45 | 112.33 | 116.48 | 119.24 |
| ऑक्टोबर/October 1983 | 122.89 | 110.54 | 110.69 | 112.21 | 116.01 | 119.04 |
| नोव्हेंबर/November 1983 | 121.79 | 111.59 | 110.91 | 113.60 | 116.63 | 118.76 |
| डिसेंबर/December 1983 | 120.81 | 112.93 | 111.17 | 114.60 | 117.51 | 118.61 |
| जानेवारी/January 1984 | 120.98 | 114.22 | 111.95 | 115.24 | 118.01 | 118.97 |
| फेब्रुवारी/February 1984 | 118.73 | 114.51 | 112.87 | 115.78 | 118.63 | 118.05 |
| मार्च/March 1984 | 118.00 | 114.82 | 112.73 | 115.86 | 119.15 | 117.84 |

टीप—१. *निर्देशांक काढण्यासाठी तांदूळ, गहू, ज्वारी व माखर ह्यांची स्वस्त धान्य दुकानातील व खुल्या बाजारातील किमतीच्या भावरापेक्षाची भारीत सरासरी वापरण्यात आली आहे.

२. १९८३-८४ व एप्रिल १९८२ ते मार्च १९८४ चे निर्देशांक अस्थायी आहेत.

Note.—1. *Weighted average of open Market and ratione prices of rice, wheat, jowar and sugar have been used in the index.
2. Index numbers for 1983-84, April 1983 to March 1984 are provisional.

आधार.—अर्थ व सांख्यिकी संचालनालय, महाराष्ट्र शासन, मुंबई.

Source.—Directorate of Economics and Statistics, Government of Maharashtra, Bombay.

किंमती आणि निर्देशांक/PRICES AND INDICES

तक्ता क्रमांक/TABLE No. 28.9 (11.9)

गुराष्ट्रातील ग्रामीण विभागातील किरकोळ किंमतींचा गटवार निर्देशांक
Retail price index numbers in rural Maharashtra by group of commodities

| महिना/वर्ष Month/Year | गट/Groups | | | | |
|--------------------------------|-------------------|---|------------------|--------------------------|-----------------------|
| | अन्नगट * Food* | इंधन व दिवाबत्ती Fuel and lighting | कापड Clothing | संकीर्ण Miscellaneous | सर्वसाधारण General |
| (1) | (2) | (3) | (4) | (5) | (6) |
| पाया १९७१-१०० Base 1971-100 | | | | | |
| 1977 | 167.03 | 197.21 | 185.98 | 166.14 | 170.15 |
| 1978 | 160.91 | 199.40 | 190.03 | 169.91 | 166.59 |
| 1979 | 175.50 | 226.90 | 204.48 | 180.36 | 181.53 |
| 1980 | 192.22 | 244.69 | 219.80 | 197.80 | 198.34 |
| 1981 | 229.41 | 269.37 | 243.62 | 234.75 | 233.84 |
| 1982 | 229.74 | 285.67 | 266.75 | 250.22 | 238.73 |
| जानेवारी/ January 1982 | 236.80 | 286.20 | 257.61 | 240.65 | 242.07 |
| फेब्रुवारी/ February 1982 | 231.54 | 286.27 | 259.09 | 241.64 | 238.45 |
| मार्च/ March 1982 | 225.09 | 286.53 | 261.05 | 250.56 | 235.12 |
| एप्रिल/ April 1982 | 220.14 | 285.69 | 262.57 | 252.00 | 231.72 |
| मे/ May 1982 | 219.30 | 285.74 | 264.00 | 252.99 | 231.33 |
| जून/ June 1982 | 223.11 | 286.23 | 264.36 | 252.54 | 234.11 |
| जुलै/ July 1982 | 229.77 | 286.73 | 266.62 | 252.49 | 239.13 |
| ऑगस्ट/ August 1982 | 233.90 | 285.15 | 270.77 | 252.27 | 242.25 |
| सप्टेंबर/ September 1982 | 234.93 | 284.06 | 272.50 | 251.64 | 242.93 |
| ऑक्टोबर/ October 1982 | 234.76 | 284.26 | 272.93 | 251.25 | 242.79 |
| नोव्हेंबर/ November 1982 | 234.21 | 284.80 | 272.78 | 251.84 | 242.50 |
| डिसेंबर/ December 1982 | 233.35 | 286.45 | 276.82 | 252.78 | 242.35 |
| जानेवारी/ January 1983 | 232.45 | 286.66 | 279.12 | 254.74 | 242.11 |
| फेब्रुवारी/ February 1983 | 231.91 | 293.79 | 280.12 | 255.44 | 242.39 |
| मार्च/ March 1983 | 231.94 | 317.18 | 280.65 | 256.52 | 244.57 |
| पाया १९८२-१०० Base 1982-100 | | | | | |
| 1983-84 | 116.93 | 113.83 | 108.71 | 112.42 | 115.02 |
| एप्रिल/ April 1983 | 104.98 | 109.00 | 105.83 | 108.47 | 106.15 |
| मे/ May 1983 | 108.72 | 109.94 | 106.73 | 109.83 | 108.91 |
| जून/ June 1983 | 111.75 | 110.52 | 106.77 | 111.48 | 111.20 |
| जुलै/ July 1983 | 116.08 | 111.34 | 107.70 | 111.94 | 114.12 |
| ऑगस्ट/ August 1983 | 119.40 | 112.30 | 108.25 | 112.03 | 116.30 |
| सप्टेंबर/ September 1983 | 122.11 | 112.53 | 108.73 | 111.94 | 118.01 |
| ऑक्टोबर/ October 1983 | 122.51 | 114.26 | 109.00 | 112.11 | 118.45 |
| नोव्हेंबर/ November 1983 | 121.23 | 115.32 | 109.64 | 112.92 | 117.98 |
| डिसेंबर/ December 1983 | 120.60 | 116.47 | 109.77 | 113.46 | 117.81 |
| जानेवारी/ January 1984 | 120.34 | 117.87 | 110.50 | 114.73 | 118.11 |
| फेब्रुवारी/ February 1984 | 118.95 | 118.14 | 110.53 | 113.08 | 116.90 |
| मार्च/ March 1984 | 116.49 | 118.25 | 111.06 | 116.99 | 116.26 |

(१) *निर्देशांक काढण्यासाठी तांदूळ, गहू, ज्वारी व साखर ह्यांची स्वस्त धान्य दुकानातील व खुल्या बाजारातील किंमतीच्या भाव सापेक्षाची भारतीय सरासरी वापरण्यात आली आहे.

(२) १९८३-८४ व एप्रिल १९८३ ते मार्च १९८४ चे निर्देशांक अस्थायी आहेत.

(1) *Weighted average of open market and rationed prices of rice, wheat, jowar and sugar have been used in the Index.

(2) Index number for 1983-84 April 1983 to March 1984 are provisional.

आश्रय:—अर्थ व सांख्यिकी संचालनालय, मुंबई.

Source.—Directorate of Economics and Statistics, Bombay.

29. पंच वार्षिक योजना
FIVE-YEAR PLAN

२९.१. राज्य योजना व केन्द्र पुरस्कृत योजना यासंबंधीची पंचवार्षिक योजनांची माहिती या विभागात दिलेली आहे.

29.1. Data on State Plan and Centrally sponsored programmes in various Five-Year Plans are presented in this section.

29. पंच वार्षिक योजना/FIVE-YEAR PLAN

तक्ता क्रमांक/TABLE No. 29-1 (21.1)

राज्य योजना/State Plan-

(रुपये कोटीत)
(Rs. in crore)

| अनुक्रमांक Serial No. | विकासाचे शीर्ष | 1982-83 | | 1983-84 | | Head of development |
|-----------------------------|------------------------|----------------------|----------------------|----------------------|----------------------|----------------------------------|
| | | अर्थसंकल्प Budget | प्रत्यक्ष Actuals | अर्थसंकल्प Budget | प्रत्यक्ष Actuals | |
| (1) | (2) | (3) | (4) | (5) | (6) | (2) |
| 1 | कृषि व संलग्न सेवा | 122.55 | 151.09 | 115.75 | 126.02 | Agricultural and allied services |
| 2 | सहकार | 16.57 | 24.97 | 21.84 | 22.09 | Co-operation |
| 3 | जल व वीज विकास | 500.46 | 670.08 | 615.74 | 698.01 | Water and power development |
| 4 | उद्योग व खानकाम | 40.60 | 42.53 | 47.34 | 53.30 | Industry and mining |
| 5 | परिवहन व दळणवळण | 51.50 | 66.55 | 65.55 | 82.77 | Transport and communications |
| 6 | सामाजिक व सामूहिक सेवा | 230.94 | 275.50 | 284.15 | 327.20 | Social and community services |
| 7 | रोजगार हमी योजना | 87.78 | 116.55 | 75.00 | 177.75 | Employment Guarantee scheme |
| 8 | संकीर्ण | 9.91 | 10.39 | 15.17 | 17.52 | Other programmes |
| | एकूण | 1,060.30 | 1,357.68 | 1,240.54 | 1,504.66 | Grand Total |

केंद्र पुरस्कृत योजना
Centrally sponsored programmes(रुपये कोटीत)
(Rs. in crore)

| अनुक्रमांक Serial No. | विकासाचे शीर्ष | 1982-83 | | 1983-84 | | Head of development |
|-----------------------------|------------------------|----------------------|----------------------|----------------------|----------------------|----------------------------------|
| | | अर्थसंकल्प Budget | प्रत्यक्ष Actuals | अर्थसंकल्प Budget | प्रत्यक्ष Actuals | |
| (1) | (2) | (3) | (4) | (5) | (6) | (2) |
| 1 | कृषि व संलग्न सेवा | 43.78 | 34.42 | 45.64 | 38.19 | Agricultural and allied services |
| 2 | सहकार | 5.10 | 3.20 | 4.49 | 3.64 | Co-operation |
| 3 | जल व वीज विकास | 1.08 | 4.44 | 8.14 | 15.91 | Water and power development |
| 4 | उद्योग व खानकाम | 22.44 | 13.62 | 16.72 | 17.12 | Industry and mining |
| 5 | परिवहन व दळणवळण | 0.14 | .. | 0.21 | 0.34 | Transport and communications |
| 6 | सामाजिक व सामूहिक सेवा | 5.33 | 4.25 | 6.15 | 79.46 | Social and Community Services |
| 7 | रोजगार हमी योजना | .. | .. | .. | 2.37 | Employment Guarantee Scheme |
| 8 | संकीर्ण | 0.38 | 0.13 | 0.62 | 1.19 | Other programmes |
| | एकूण | 126.24 | 97.15 | 140.97 | 158.22 | Grand Total |

टीप.—आकडे संक्षिप्तात लिहिल्यामुळे बेरजा जुळणार नाहीत.

Note.—Totals may not add up due to rounding.

आधार.—नियोजन विभाग, महाराष्ट्र शासन, मुंबई.

Source.—Planning Department, Government of Maharashtra, Bombay.

29. पंच-वार्षिक योजना/FIVE-YEAR PLAN

तक्ता क्रमांक/TABLE No. 29.2 (21.2)

महाराष्ट्र राज्याचा योजनांतर्गत खर्च
Plan expenditure of Maharashtra State(रुपये कोटीत)
(Rs. in crore)

| अनुक्रमांक Serial No. | विकासाचे शीर्ष | प्रत्यक्ष झालेला खर्च Expenditure incurred in | | | | | | | | | Head of Development |
|-----------------------------|------------------------|---|---|---|---|--|---|-------------------------------|-----------------|-----------------|--------------------------------------|
| | | पहिली पंच- वार्षिक योजना 1st five year plan 1951-56 | दुसरी पंच- वार्षिक योजना 2nd five year plan 1956-61 | तिसरी पंच- वार्षिक योजना 3rd five year plan 1961-66 | तीन वार्षिक योजना Three Annual plan 1966-69 | चवथी पंच- वार्षिक योजना 4th five year plan 1969-74 | पाचवी पंच- वार्षिक योजना 5th five year plan 1974-79 | वार्षिक योजना Annual plans | | | |
| (1) | (2) | (3) | (4) | (5) | (6) | (7) | (8) | 1981-82 (9) | 1982-83 (10) | 1983-84 (11) | |
| 1 | कृषि व संलग्न सेवा | 26.21 | 35.18 | 123.42 | 105.65 | 195.96 | 308.13 | 111.35 | 151.09 | 126.03 | Agricultural and allied services |
| 2 | सहकार, साठवण व पणन | 4.13* | 30.23* | 10.78 | 5.56 | 25.75 | 35.19 | 14.06 | 24.97 | 22.09 | Co-operation, storage and marketing. |
| 3 | जल व वीज विकास | 35.07 | 70.56 | 158.76 | 172.14 | 449.61 | 1,411.93 | 542.03 | 670.08 | 698.01 | Water and power development |
| 4 | उद्योग व खाणी | 3.56 | 6.40 | 14.82 | 10.64 | 39.62 | 105.69 | 32.15 | 42.53 | 53.30 | Industry and mining |
| 5 | परिवहन व दळणवळण | 13.89 | 22.19 | 37.45 | 35.19 | 81.08 | 220.08 | 84.40 | 66.55 | 82.77 | Transport and communications |
| 6 | सामाजिक व सामूहिक सेवा | 71.85 | 58.54 | 89.31 | 56.40 | 208.44 | 427.94 | 197.25 | 275.50 | 327.21 | Social and Community services |
| 7 | रोजगार हमी योजना | .. | .. | .. | .. | 3.75 | 149.96 | 116.58 | 116.75 | 177.75 | Employment guarantee scheme |
| 8 | इतर कार्यक्रम | .. | 3.20 | 0.19 | .. | 0.30 | 1.21 | 12.66 | 10.39 | 17.52 | Other programme |
| | एकूण | 154.71 | 226.30 | 434.73 | 385.60 | 1,004.51 | 2,660.13 | 1,110.47 | 1,357.68 | 1,504.66 | Grand Total |

टोप.—(१) *सामूहिक विकास योजनेवरील खर्च घेऊन आता हा खर्च कृषि व इतर सेवा या योजनेमध्ये वर्गीकृत केला आहे.

(२) पहिल्या व दुसऱ्या पंचवार्षिक योजनेमध्ये झालेला खर्च पूर्वीच्या मुंबई राज्याच्या योजनांतर्गत खर्चावरून काढलेला आहे व त्यामुळे हा खर्च अदमासे काढलेला आहे.

(३) आकडे संक्षिप्ततात केल्यामुळे काही ठिकाणी बेरीज जुळणार नाही.

Note.—(1) *Includes expenditure on "Community Development" which has now been classified under "Agriculture and Allied Services".

(2) The figures for 1st and 2nd plan are carved out from the plans of the composite Bombay State and therefore they are an approximate.

(3) Totals may not add up due to rounding.

आधार.—नियोजन विभाग, महाराष्ट्र शासन, मुंबई.

Source.—Planning Department, Government of Maharashtra, Bombay.

30. संयुक्त भांडवली संस्था
JOINT STOCK COMPANIES

३०.१. संयुक्त भांडवली संस्थांची आकडेवारी या विभागात दिलेली आहे.

30.1. Data on Joint Stock Companies are given in this section.

30. संयुक्त भांडवली संस्था/JOINT STOCK COMPANIES.

तबता क्रमांक/TABLE No. 30-1-(18.4)

संयुक्त भांडवली संस्थांची संख्या/Number of Joint Stock Companies

| अनुक्रमांक Serial No. | जिल्हा District | मर्यादित भाग-भांडवल असलेल्या कंपन्या Companies limited by shares | | | | हमीने मर्यादित असलेल्या कंपन्या व नफ्यासाठी काम न करणाऱ्या संघटना Companies limited by guarantee and association not for profit | | | | एकूण Total | | District |
|-----------------------------|--------------------|---|-------|------------------|--------|--|-----|------------------|------|---------------|--------|--------------------------|
| | | सार्वजनिक Public | | खाजगी Private | | सार्वजनिक Public | | खाजगी Private | | (a) | (b) | |
| | | (a) | (b) | (a) | (b) | (a) | (b) | (a) | (b) | | | |
| (1) | (2) | (3) | (4) | (5) | (6) | (7) | (8) | (9) | (10) | (11) | (12) | (2) |
| 1 | बृहन्मुंबई | 1,720 | 1,864 | 15,897 | 18,138 | 239 | 245 | 31 | 31 | 17,887 | 20,278 | Greater Bombay |
| 2 | ठाणे | 4 | 5 | 318 | 393 | .. | .. | .. | .. | 322 | 398 | Thane |
| 3 | रायगड | .. | .. | 20 | 29 | .. | .. | .. | .. | 20 | 29 | Raigad |
| 4 | रत्नागिरी | .. | .. | .. | .. | .. | .. | .. | .. | .. | .. | Ratnagiri Sindhudurg |
| 5 | सिंधुदुर्ग | .. | .. | 9 | 12 | .. | .. | .. | .. | 9 | 12 | |
| 6 | नाशिक | 7 | 7 | 117 | 134 | 6 | 6 | 2 | 2 | 132 | 149 | Nashik |
| 7 | धुळे | 1 | 1 | 20 | 24 | .. | .. | .. | .. | 21 | 25 | Dhule |
| 8 | जळगाव | 9 | 9 | 41 | 43 | .. | .. | .. | .. | 50 | 52 | Jalgaon |
| 9 | अहमदनगर | 11 | 11 | 49 | 57 | 4 | 4 | .. | .. | 64 | 72 | Ahmednagar |
| 10 | पुणे | 54 | 59 | 1,154 | 1,358 | 15 | 16 | 3 | 5 | 1,226 | 1,438 | Pune |
| 11 | सातारा | 17 | 17 | 94 | 103 | .. | .. | .. | .. | 111 | 120 | Satara |
| 12 | सांगली | 13 | 14 | 44 | 53 | 2 | 3 | 1 | 1 | 60 | 71 | Sangli |
| 13 | सोलापूर | 11 | 1 | 69 | 74 | .. | .. | .. | .. | 80 | 75 | Solapur |
| 14 | कोल्हापूर | 20 | 22 | 150 | 168 | 3 | 4 | .. | .. | 173 | 194 | Kolhapur |
| 15 | औरंगाबाद | .. | .. | .. | .. | .. | .. | .. | .. | .. | .. | Aurangabad Jalna |
| 16 | जालना | 13 | 14 | 88 | 98 | 2 | 2 | .. | .. | 103 | 114 | |
| 17 | परभणी | .. | .. | 3 | 6 | .. | .. | .. | .. | 3 | 6 | Parbhani |
| 18 | बीड | .. | .. | 1 | 2 | .. | .. | .. | .. | 1 | 2 | Beed |
| 19 | नांदेड | 1 | 1 | 15 | 17 | 1 | 1 | .. | .. | 17 | 19 | Nanded |
| 20 | उस्मानाबाद | .. | .. | .. | .. | .. | .. | .. | .. | .. | .. | Osmanabad Latur |
| 21 | लातूर | 1 | 1 | 4 | 4 | .. | .. | .. | .. | 5 | 5 | |
| 22 | बुलढाणा | 1 | 1 | 5 | 6 | 2 | 3 | .. | .. | 8 | 10 | Buldana |
| 23 | अकोला | 13 | 13 | 31 | 33 | 2 | 2 | .. | .. | 46 | 48 | Akola |
| 24 | अमरावती | 5 | 5 | 52 | 53 | .. | .. | .. | .. | 57 | 58 | Amravati |
| 25 | यवतमाळ | 6 | 6 | 8 | 8 | .. | .. | .. | .. | 14 | 14 | Yavatmal |
| 26 | वर्धा | 3 | 3 | 14 | 15 | 1 | 1 | .. | .. | 18 | 19 | Wardha |
| 27 | नागपूर | 51 | 52 | 287 | 334 | 11 | 12 | 4 | 4 | 353 | 402 | Nagpur |
| 28 | भंडारा | 3 | 3 | 19 | 20 | .. | .. | .. | .. | 22 | 23 | Bhandara |
| 29 | चंद्रपूर | .. | .. | .. | .. | .. | .. | .. | .. | .. | .. | Chandrapur Gadchiroli |
| 30 | गडचिरोली | 2 | 2 | 6 | 6 | 1 | 1 | .. | .. | 9 | 9 | |
| महाराष्ट्र राज्य | | 1,966 | 2,111 | 18,515 | 21,188 | 289 | 300 | 41 | 43 | 20,811 | 23,642 | Maharashtra State |

Note.—(a)=३१-३-१९८३ रोजी/As on 31-3-1983.

(b)=३१-३-१९८४ रोजी/As on 31-3-1984.

आधार.—कंपनी व्यवहार खाते, कायदा, न्याय आणि कंपनी व्यवहार, मंत्रालय, भारत सरकार, नवी दिल्ली.

Source.—Department of Company Affairs, Ministry of Law, Justice and Company Affairs, Government of India, New Delhi.

३१. स्थानिक संस्था:—

३१.१. महाराष्ट्र राज्यातील सर्व ग्रामपंचायती, नगरपरिषदा, महानगरपालिका व जिल्हा परिषदा यांचे उत्पन्न व खर्च यासंबंधीची माहिती या विभागात दिली आहे.

३१.२. ग्रामपंचायतीचे उत्पन्न व खर्चासंबंधीची माहिती अनुक्रमे सुरुवातीची शिल्लक व अखेरची शिल्लक वगळून दिलेली आहे. उत्पन्न या शीर्षाखाली अनुदाने, कर व इतर उत्पन्न यासंबंधीची स्वतंत्र माहिती दर्शविली आहे. अनुदानामध्ये शासकीय अनुदाने तसेच जिल्हा परिषदा व पंचायत समित्यांकडून विकासविषयक कामांसाठी मिळालेल्या अनुदानांचा समावेश आहे. शासकीय अनुदाने मुख्यतः जमीन महसूल अनुदान, समीकरण अनुदान व स्थानिक उपकर अनुदान ही आहेत. इतर करांमध्ये ग्रामपंचायतीने लादलेले कर व दर यांचा समावेश आहे तसेच ग्रामपंचायतीच्या इतर उत्पन्नाची साधने म्हणजे अंशदाने, देणग्या, बक्षिसे आणि नियमांचा भंग केल्याबद्दल दंड ही आहेत.

३१.३. प्रत्येक नगरपालिकेचे उत्पन्न (१) दर व कर व (२) इतर साधने यानुसार दर्शविली आहे. मुख्यत्वे महागाई भत्ता, रस्ते, पाणी पुरवठा, शिक्षण, वैद्यकीय बाबी आणि जमीन महसूलाची टक्केवारी वगरे यासाठी दिलेल्या शासकीय अनुदानांचा समावेश "इतर साधने" यात आहे. असाधारण उत्पन्नामध्ये कर्जे, आगाऊ रक्कम, ठेवी, विक्रीसाठी मिळालेले उत्पन्न यांचा समावेश आहे. याच धर्तीवर महानगरपालिकांच्या उत्पन्नासंबंधीची माहितीही दिली आहे. नगरपालिका व महापालिका यांच्या खर्चाचा तपशील नेहमीचा व असाधारण खर्च आणि कर्जे असा स्वतंत्रपणे दिला आहे. नेहमीच्या खर्चाचा तपशील सहा ढोबळ लेखा शीर्षाखाली दर्शविला असून त्यात भांडवली व महसूली खर्च समाविष्ट आहे. मुंबई महापालिकेचे लेखे (१) शहरक्षेत्र, (२) उपनगर क्षेत्र, (३) विस्तारीत उपनगर क्षेत्र, (४) शिक्षण निधी, (५) सुधार योजना व (६) शहर व उपनगरे यांसाठी गलिच्छ वस्ती निर्मूलन योजना, या बाबींसाठी स्वतंत्र ठेवले आहेत. संपूर्ण मुंबई महापालिकेसाठी एकूण बॅरोज ही वरील लेखांचे एकत्रिकरण करून व लेखांतर्गत फेरफार वगळून केली आहे. मात्र यामध्ये बेस्ट उपक्रमांचे उत्पन्न व खर्च यांचा समावेश केला नाही. नागपूर महापालिकेच्या बाबतीत उत्पन्न व खर्च दर्शविताना नागपूर सुधारप्रण्यासचा त्यात समावेश केला नाही. या बाबतीत असे नमूद करण्यात येते की, सर्व नगरपरिषदा व महापालिका उत्पन्न व खर्चाचे लेखे समान पद्धतीने ठेवत नाहीत. परिणामतः तुलनात्मक आकडेवारी तयार करणे फार कठीण जाते. त्यामुळे येथे दिलेली आकडेवारी ही ढोबळमानाने केलेले वर्गीकरण समजावे.

३१.४. जिल्हापरिषदांचे उत्पन्न व खर्च यांत अनुक्रमे सुरुवातीची शिल्लक व अखेरची शिल्लक यांचा समावेश नाही. उत्पन्न हे चार उपशीर्षाखाली दर्शविले आहे. ती अशी (१) स्वनिर्मिती, (२) शासकीय अनुदाने, (३) अभिकरण योजनांसाठी अनुदाने व

31. Local Bodies:—

31.1 Information on income and expenditure of all Village Panchayats, Municipal Councils, Municipal Corporations and Zilla Parishads is given in this section.

31.2 Income and expenditure of Village Panchayats are exclusive of opening and closing balance respectively. Under income information is separately shown under grants, taxes and other income, grants include Government grants as well as grants from Zilla Parishads and Panchayat Samitis for development activities, Government grants are mainly Land Revenue grants, equalization grants and "Local cess grants." The other taxes include other taxes and fees imposed by the village Panchayats. Similarly, the other income of village Panchayats is contributions, donations, gifts and fines for contraventions of rules.

31.3 The receipts position of each Municipal body is shown according to (i) Municipal rates and taxes and (ii) other sources. Government grants under (ii) other sources are mainly grants on account of dearness allowance, grants for roads, for water-supply, for educational purpose for medical purposes and on account of percentage in land revenue, etc. The income from extraordinary receipts and debts includes loans, advances, deposits, sale-proceeds, etc., similar income position in respect of Municipal Corporations is also given. The expenditure by Municipal Councils and by Municipal Corporations has been shown separately under current and under extraordinary expenditure and debts. The break-up of current expenditure is shown under six broad heads of the expenditure and includes both capital and revenue expenditure. The accounts of the Bombay Municipal Corporation are maintained separately for (i) city area, (ii) suburban area, (iii) extended suburban area, (iv) education fund, (v) improvement scheme, and (vi) slum clearance scheme for city and suburban areas. The totals for the entire Bombay Municipal Corporation are arrived at by summing up the above accounts excluding the inter-account transfers. They however, do not cover the income and expenditure of Bombay Electricity Supply and Transport Undertakings. In the case of Nagpur Municipal Corporation income and expenditure of Nagpur Improvement Trust is not included. It may be mentioned here that all the Municipalities do not follow a uniform procedure for presentation of statistics regarding income and expenditure, with the result that it was very difficult to build up these statistics on comparable basis. The figures shown in these statements may, therefore, be regarded as only broad distribution into the items shown.

31.4 The receipts and expenditure of the Zilla Parishads are exclusive of opening balance and closing balance, respectively. The receipts are shown under four sub-heads viz. (i) Self-raised resources, (ii)

(४) कर्ज. स्वनिर्मित उत्पन्नामध्ये मुख्यत्वे जमीन महसूल उपकर, स्थानिक उपकर, जमीन महसूल, इतर कर व जिल्हा परिषदांना लादलेले कर व दर यांचा समावेश आहे. शासकीय अनुदानात मुख्यत्वे जमीन महसूल अनुदान, सहेतूक अनुदान, आस्थापना अनुदान, योजना अनुदान, गट अनुदान इत्यादींचा समावेश आहे. खर्चाचा तपशील (१) साधारण प्रशासन, (२) शिक्षण, (३) समाज विकास, (४) कर्ज विभाग व (५) इतर या पाच भागांत दर्शविला आहे. समाजविकासासाठी दर्शविलेल्या खर्चामध्ये "संकीर्ण विभाग" या शीर्षखाली खर्चाचा समावेश नाही. तसेच हा खर्च फक्त महसूली खर्च असून त्यात भांडवली खर्च व कर्ज व आगाऊ रकमा यांचा समावेश नाही, परंतु त्यात स्थानिक विकास कामे, अभिकरण योजना, प्रशिक्षण योजना आणि सर्वसाधारण योजना यावरील महसूल खर्चाचा समावेश आहे.

Government grants, (iii) grants for agency schemes and (iv) debt section, Self-raised resources are mainly land revenue cess, local cess, local revenues, other taxes and fees imposed by the Zilla Parishads. While Government grants are mainly land revenue grants, purposive grants, establishment grants, plan grants, block grants etc. The expenditure is likewise shown under five broad heads, viz. (i) General administration, (ii) education, (iii) community development, (iv) debt section and (v) others. The expenditure under community development is exclusive of expenditure under the head miscellaneous departments. It is also restricted to revenue expenditure and does not include capital expenditure and loans and advances. However, it includes revenue expenditure under local development works, agency scheme, training scheme and other general schemes.

31. स्थानिक संस्था/LOCAL BODIES

तक्ता क्रमांक/TABLE No. 31.1 (1.8)

महाराष्ट्र राज्यातील तालुके व पंचायत समित्या

Table showing names of talukas and panchayat samities in Maharashtra State

३१ मार्च १९८४ रोजीची/As on 31st March 1984

| अनुक्रमांक Serial No. | जिल्हा, तालुका आणि पंचायत समितीचे नाव | Name of the district, taluka and panchayat samiti | अनुक्रमांक Serial No. | जिल्हा, तालुका आणि पंचायत समितीचे नाव | Name of the district, taluka and panchayat samiti |
|-----------------------------|---|---|-----------------------------|--|---|
| (1) | (2) | | (1) | (2) | |
| 1 | बृहन्मुंबई अंधेरी* बोरिवली* कुर्ला* | Greater Bombay Andheri* Borivali* Kurla* | 6 | नाशिक नाशिक पेठ दिंडोरी सुरगाणा कळवण बागलाण मालेगांव चांदोर नांदगांव येवले निफाड सिन्नर इगतपुरी | Nashik Nashik Paint Dindori Surgana Kalwan Baglan Malegaon Chandor Nandgaon Yeola NiPhad Sinner Igatpuri |
| 2 | ठाणे ठाणे वसई पालघर डहानू तलासरी जव्हार मोखाडा वाडा भिवंडी शाहापूर मुरबाड कल्याण उल्हासनगर | Thane Thane Vasai Palghar Dahanu Talasari Jawhar Mokhada Wada Bhivandi Shahapur Murbad Kalyan Ulhasnagar | 7 | धुळे धुळे साक्री नवापूर नंदुरबार तळोदे अक्कलकुवा अकराणी शाहादा शिरपूर सिंदखेड | Dhule Dhule Sakri Nawapur Nandurbar Talode Akalkuva Akarani Shahada Shirpur Sindhkhed |
| 3 | रायगड अलिबाग उरण पन्वेल कर्जत खालापूर पेण सुधागड रोहा माणगांव महाड पोलादपूर म्हसाळा श्रीवर्धन मुरुड | Raigad Alibag Uran Panvel Karjat Khalapur Pen Sudhagad Roha Mangaon Mahad Poladpur Mhasala Srivardhan Murud | 8 | जळगांव जळगांव चोपडा यावल रावेर, एदलाबाद भुसावळ जामनेर पाचोरा चाळीसगांव भडगांव पाळोला एरंडोल अमळनेर | Jalgaon Jalgaon Chopda Yawal Raver Edalabad Bhusawal Jamner Pachora Chalisgaon Bhadgaon Parola Erandol Amalner |
| 4 | रत्नागिरी रत्नागिरी गुहागर दापोली मंडणगड खेड चिपळूण संगमेश्वर लांजा राजापूर | Ratnagiri Ratnagiri Guhagar Dapoli Mandangad Khed Chiplun Sangameshwar Lanja Rajapur | 9 | अहमदनगर अहमदनगर राहुरी श्रीरामपूर नेवासे शेवगाव पाथर्डी जामखेड कर्जत श्रीगोंदी पारनेर अकोला संगमनेर कोपरगाव | Ahmednagar Ahmednagar Rahuri Shrirampur Nevasa Shevgaon Pathardi Jamkhed Karjat Shrigonda Parner Akola Sangamner Kopargaon |
| 5 | सिंधुदुर्ग कणकवली कुडाळ सावंतवाडी वेंगुर्ले मालवण देवगड वैभववाडी | Sindhudurg Kankavli Kudal Sawantwadi Vengurla Malvan Devgad Vaibhavwadi | | | |

| (1) | (2) | (1) | (2) | | |
|-----|---|--|-----|---|---|
| 10 | पुणे पुणे शहर* हवेली खेड अंबेगाव जुन्नर शिरूर दोंड इन्दापूर बारामती पुरंदर भोर वेलहे मुळशी मावळ | Pune Pune City* Haveli Khed Ambegaon Junner Sirur Dhond Indapur Baramati Purandhar Bhor Velhe Mulshi Maval | 15 | औरंगाबाद औरंगाबाद खुल्दाबाद कन्नड सोयगाव सिल्लोड पैठण गंगापूर वैजापूर | Aurangabad Aurangabad Khuldabad Kannad Soegaon Sillod Paithan Gangapur Vaijapur |
| 11 | सातारा सातारा वाई खंडाळा कोरेगाव फलटण माण खटाव कराड पाटण जावळी महाबळेश्वर | Satara Satara Wai Khandala Koregaon Phaltan Man Khatau Karad Patan Javli Mahabaleshwar | 16 | जालना जालना अंबड जाफराबाद परतूर भोकरदन | Jalna Jalna Ambad Jafferabad Partur Bhokardan |
| 12 | सांगली मिरज तासगाव खानापूर आटपाडी जत कवठे महाकाळ वाळवा शिराळा | Sangli Miraj Tasgaon Khanapur Atpadi Jath Kavathe Mahankal Valva Shirala | 17 | परभणी परभणी जिंतूर हिंगोली कळमनुरी बसमति गंगाखेड पाथुरी | Parbhani Parbhani Jintur Hingoli Kalamnuri Basmath Gangakhed Pathri |
| 13 | सोलापूर उत्तर सोलापूर बाशी अक्कलकोट दक्षिण सोलापूर मोहोळ मंगळवेढे पंढरपूर सांगोला माळशिरस करमाळा माढा | Solapur North Solapur Barshi Akkalkot South Solapur Mohol Mangalvedha Pandharpur Sangola Malsiras Karmala Madha | 18 | बीड बीड गेवराई मांजलेगाव आंबेजोगाई केज पाटोदा आष्टी | Beed Beed Gevrai Manjlegaon Ambajogai Kajj Patoda Ashti |
| 14 | कोल्हापूर करवीर पन्हाळा हातकणगेले शिरोळ कागल गडहिंगलज चांदगड आजरा मुदरगड राधानगरी बावडा शाहूवाडी | Kolhapur Karvir Panhala Hatkanagale Shirol Kagal Gadhinglaj Chandgad Ajra Budhargad Radhanagari Bavda Shahuwadi | 19 | नांदेड नांदेड हदगाव किनवट भोकर बिलोली देगलूर मुखेड कंधार | Nanded Nanded Hadgaon Kinwat Bhokar Biloli Deglur Mukhed Kandhar |
| | | | 20 | उस्मानाबाद उस्मानाबाद कळंब उमरगा तुळजापूर परांडा भूम | Osmanabad Osmanabad Kallam Umarga Tuljapur Parenda Bhum |
| | | | 21 | लातूर लातूर अहमदपूर उदगीर निलंगा औसा | Latur Latur Ahmadpur Udgir Nilanga Ausa |
| | | | 22 | बुलढाणा चिखली देऊळगांवराजा बुलढाणा मलकापूर | Buldana Chikhli Deulgaon-Raja Buldana Malkapur |

| (1) | (2) | (1) | (2) |
|---|--|-----|--|
| 22—contd. मोताळा नांदूरा जळगाव संग्रामपूर खामगाव शेगांव मेहकर सिंदखेड-राजा लोणार | Motala Nandura Jalgaon Sangrampur Khamgaon Shegaon Mehkar Sindkhed-Raja Lonar | 26 | वर्धा वर्धा देवळी सेलू आर्वी कारंजा हिंगणघाट समुद्रपूर Wardha Wardha Deoli Seloo Arvi Karanja Hinganghat Samudrapur |
| 23 अकोला अकोला बाशी टाकली अकोट तेल्हारा मुतिजापूर कारंजा मंगरूपीर मनोरा वाशिम मालेगाव रिसोड बाळापूर पातूर | Akola Akola Barsi Takli Akot Telhara Murtizapur Karanja Mangrulpur Manora Washim Malegaon Risod Balapur Patur | 27 | नागपूर नागपूर हिंगणा कामठी नागपूर शहर काटोल नरखेड सावनेर कळमेश्वर रामटेक पारसोनी मावडा उमरेड भिवापूर कुही Nagpur Nagpur Hingna Kamptee Nagpur City Katol Narkhed Saoner Kalmeshwar Ramtek Parsoni Mavda Umrer Bhiwapur Kuhi |
| 24 अमरावती अमरावती नांदगांव खांडेश्वर भातकुली अचलपूर चंद्र बाजार मोशी वरुड चंद्र रेल्वे तिवसा दर्यापूर अंजनगाव चिखलदरा घारणी | Amravati Amravati Nandgaon-Khandeshwar Bhatkuli Achalpur Chandur Bazar Morshi Warud Chandur Railway Teosa Daryapur Anjangaon Chikhaldara Dharni | 28 | भंडारा भंडारा पवनी मोहडी तुमसर गोंदिया गोरेगाव सालेकसा आमगाव तिरोरा साकोली देवरी लाखनदूर मोरेगाव अर्जुनी Bhandara Bhandara Paoni Mohdi Tumsar Gondia Goregaon Salekasa Amgaon Tirora Sakoli Deoti Lakhandur Moregaon Arjuni |
| 25 यवतमाळ यवतमाळ बाबुळगाव कळम केळापूर राळेगाव घाटंजी वणी मोरेगाव पुसद महागाव उमरखेड दारव्हा नेर दियस | Yavatmal Yavatmal Babulgaon Kalam Kelapur Ralegaon Ghatanji Wani Moregaon Pusad Mahagaon Umarkhed Darwaha Ner Digras | 29 | चंद्रपूर चंद्रपूर गोंड पीपरी मुळ वरोरा चिमूर भद्रावती ब्रह्मपुरी सिंदेवाडी गडचिरोली नागभीड राजुरा धानोरा कुरुखेड आरमोरी चामोरशी सिरोंचा अहेरी इटापल्ली Chandrapur Chandrapur Gond Pipri Mul Warora Chimur Bhadravati Brahamapuri Sindewadi Gadchiroli Nagbhid Rajura Dhanora Kurkhed Armori Chamorshi Sironcha Aheri Etapalli |

टीप.—*बृहन्मुंबई जिल्हा, पुणे शहर तहसील व नागपूर शहर यामध्ये पंचायत समिती नाहीत.

Note.—*In Greater Bombay district, Pune City tahsil and Nagpur City no panchayat samiti exists.

आधार—ग्रामविकास विभाग, मंत्रालय, मुंबई.

Source.—Rural Development Department, Mantralaya, Bombay.

31. स्थानिक संस्था/

तक्ता क्रमांक/

ग्रामपंचायतीचे उत्पन्न आणि खर्च/

| व.क्रमांक Serial No. | जिल्हा | ग्रामपंचायतीची संख्या - No. of Village Panchayats | सामील केलेली गावे No. of Village covered | लोकसंख्या (हजारत) Population (*000) | उत्पन्न Income | |
|----------------------------|------------|---|---|--|---|--|
| | | | | | एकूण अंशदाने, देणग्या, बक्षिसे Total Grants, Contribution & Donations | इमारती व घर यावरील कर Taxes on houses and Buildings |
| (1) | (2) | (3) | (4) | (5) | (6) | (7) |
| 1 | ठाणे | 946 | 1,665 | 2,275 | 7,121 | 9,087 |
| 2 | रायगड | 657 | 1,766 | 1,318 | 5,492 | 2,848 |
| 3 | रत्नागिरी | 759 | 1,120 | 1,286 | 6,988 | 1,779 |
| 4 | सिंधुदुर्ग | 398 | 454 | 683 | 3,352 | 858 |
| 5 | नासिक | 1,225 | 1,663 | 2,149 | 6,287 | 2,257 |
| 6 | बुळे | 932 | 1,378 | 1,669 | 2,869 | 1,289 |
| 7 | जळगाव | 1,057 | 1,435 | 1,996 | 10,459 | 2,723 |
| 8 | अहमदनगर | 1,155 | 1,316 | 2,371 | 5,412 | 1,911 |
| 9 | पुणे | 1,140 | 1,481 | 2,347 | 6,736 | 3,339 |
| 10 | सातारा | 1,191 | 1,438 | 1,798 | 10,540 | 3,019 |
| 11 | सांगली | 629 | 562 | 1,469 | 7,218 | 1,984 |
| 12 | सोलापूर | 915 | 942 | 1,847 | 8,329 | 1,532 |
| 13 | कोल्हापूर | 899 | 1,061 | 1,925 | 11,403 | 3,021 |
| 14 | बीरगाबाद | 685 | 1,305 | 1,187 | 2,664 | 1,122 |
| 15 | परभणी | 1,002 | 1,438 | 1,488 | 3,408 | 828 |
| 16 | बीड | 891 | 1,110 | 1,263 | 2,730 | 991 |
| 17 | नांदेड | 1,135 | 1,481 | 1,421 | 2,952 | 1,257 |
| 18 | उस्मानाबाद | 525 | 940 | 1,887 | 2,381 | 465 |
| 19 | जालना | 556 | 915 | 879 | 1,094 | 426 |
| 20 | छात्र | 637 | 848 | 910 | 2,593 | 528 |
| 21 | बुलढाणा | 799 | 1,402 | 1,230 | 4,768 | 1,112 |
| 22 | अकोला | 956 | 1,744 | 1,372 | 1,258 | 1,281 |
| 23 | अमरावती | 808 | 1,978 | 1,317 | 10,051 | 1,385 |
| 24 | यवतमाळे | 1,124 | 1,938 | 1,475 | 4,112 | 2,047 |
| 25 | वर्धा | 484 | 1,376 | 695 | 3,377 | 833 |
| 26 | नागपूर | 705 | 1,875 | 1,145 | 7,114 | 1,727 |
| 27 | भंडारा | 1,009 | 1,698 | 1,609 | 4,909 | 2,022 |
| 28 | चंद्रपूर | 797 | 1,774 | 1,040 | 5,151 | 2,086 |
| 29 | गडचिरोली | 468 | 1,601 | 779 | 2,160 | 909 |
| महाराष्ट्र राज्य | | 24,504 | 39,704 | 42,830 | 1,52,928 | 54,666 |

माधार.—वर्ष व सांख्यिकी संचालनालय, मुंबई.

LOCAL BODIES

TABLE No. 31-2-A (19.1)

Income and expenditure of Village Panchayats (1982-83)

(रुपये हजारत)
(Rs. in thousand)

| नकात कर Octroi | इतर कर व फी वगैरे Other taxes and fees | उत्पन्न Income | | एकूण उत्पन्न Total Income | एकूण खर्च Total expenditure | District |
|-------------------|---|--------------------------------------|---|------------------------------|--------------------------------|-------------------|
| | | एकूण कर व फी Total taxes and fees | सुरुवातीची शिल्लक घेऊन इतर मागनि मिळालेले उत्पन्न Income from other sources including opening balance | | | |
| (8) | (9) | (10) | (11) | (12) | (13) | (2) |
| 329 | 2,878 | 12,294 | 15,823 | 35,238 | 25,879 | Thane |
| 1,107 | 2,306 | 6,261 | 7,960 | 19,713 | 13,119 | Raigad |
| .. | 584 | 2,363 | 4,548 | 13,899 | 9,161 | Ratnagiri |
| .. | .. | 858 | 2,654 | 6,864 | 4,825 | Sindhudurg |
| 545 | 9,010 | 11,812 | 8,354 | 26,453 | 17,788 | Nashik |
| 156 | 3,303 | 4,748 | 9,862 | 17,479 | 13,291 | Dhule |
| 606 | 4,825 | 8,154 | 16,636 | 35,249 | 26,376 | Jalgaon |
| 835 | 4,921 | 7,667 | 16,758 | 29,837 | 19,261 | Ahmadnagar |
| 196 | 3,918 | 7,453 | 24,988 | 39,177 | 18,879 | Pune |
| 1,340 | 1,692 | 6,051 | 11,239 | 27,830 | 16,640 | Satara |
| 49 | 2,504 | 4,537 | 8,154 | 19,909 | 13,849 | Sangli |
| 2,191 | 1,260 | 4,983 | 6,949 | 20,261 | 16,462 | Solapur |
| .. | 6,304 | 9,325 | 8,225 | 28,953 | 20,309 | Kolhapur |
| .. | 2,001 | 3,123 | 4,469 | 10,256 | 5,288 | Aurangabad |
| .. | 860 | 1,688 | 8,754 | 13,850 | 6,944 | Parbhani |
| 26 | 280 | 1,297 | 8,542 | 12,569 | 4,259 | Beed |
| .. | 1,428 | 2,685 | 4,320 | 9,957 | 6,912 | Nanded |
| 1 | 346 | 812 | 3,841 | 7,034 | 3,412 | Osmanabad |
| .. | 886 | 1,312 | 5,565 | 7,971 | 2,999 | Jalna |
| 51 | 617 | 1,236 | 3,139 | 6,968 | 3,792 | Latur |
| 7 | 311 | 1,430 | 4,909 | 11,107 | 7,391 | Buldana |
| 6 | 523 | 1,810 | 8,774 | 11,842 | 8,012 | Akola |
| .. | 640 | 2,025 | 7,854 | 19,930 | 12,620 | Amravati |
| .. | 319 | 2,366 | 10,353 | 16,831 | 7,959 | Yavatmal |
| .. | 155 | 988 | 6,013 | 10,378 | 5,644 | Wardha |
| 650 | 835 | 3,212 | 5,570 | 15,896 | 10,890 | Nagpur |
| 63 | 845 | 2,930 | 5,449 | 13,288 | 8,631 | Bhandara |
| .. | 1,326 | 3,412 | 6,790 | 15,353 | 8,670 | Chandrapur |
| .. | 1,134 | 2,043 | 2,978 | 7,181 | 4,173 | Gadchiroli |
| 8,198 | 56,011 | 1,18,875 | 2,39,470 | 5,11,273 | 3,23,435 | Maharashtra State |

Source.—Directorate of Economics and Statistics, Bombay.

31. स्थानिक संस्था/LOCAL BODIES

तक्ता क्रमांक/TABLE No. 31.2 B(19.1)

ग्रामपंचायतीचे उत्पन्न व खर्च/Income and Expenditure of Village Panchayats
(1983-84)

(रुपये हजाराने)/(Rs. in thousand)

| अनुक्रमांक Serial No. | जिल्ह्याचे नाव | उत्पन्न/Income | | | | | | | | | | | एकूण खर्च | Name of the District |
|-----------------------------|----------------|-----------------------|-------------------|---------------------|---------------------------------|--------------------------|---------|-------------|--------------|---|--------------|-----------|-------------------|----------------------|
| | | ग्रामपंचायतीची संख्या | सामील केलेली गावे | लोकसंख्या (हजाराने) | एकूण अंशदाने, देणग्या व बक्षिसे | इमारती व जमीन या-वरील कर | जकात कर | इतर कर व दर | एकूण कर व दर | सुरुवातीची शिल्लक घेऊन इतर मागनि मिळालेले उत्पन्न | एकूण उत्पन्न | एकूण खर्च | | |
| (1) | (2) | (3) | (4) | (5) | (6) | (7) | (8) | (9) | (10) | (11) | (12) | (13) | (2) | |
| 1 | ठाणे | 894 | 1,638 | 2,275 | 6,777 | 8,989 | 16 | 2,624 | 11,629 | 12,083 | 30,489 | 22,980 | Thane | |
| 2 | रायगड | 660 | 1,770 | 1,318 | 5,434 | 4,032 | 1,253 | 1,894 | 7,179 | 7,799 | 20,412 | 14,237 | Raigad | |
| 3 | रत्नागिरी | 759 | 1,119 | 1,286 | 6,977 | 2,140 | .. | 474 | 2,614 | 4,987 | 14,578 | 9,896 | Ratnagiri | |
| 4 | सिंधुदुर्ग | 400 | 408 | 683 | 4,573 | 942 | .. | 289 | 1,231 | 2,069 | 7,873 | 5,667 | Sindhudurg | |
| 5 | नाशिक | 1,239 | 1,640 | 2,149 | 4,903 | 2,490 | 608 | 9,362 | 12,460 | 12,054 | 29,417 | 21,879 | Nashik | |
| 6 | धुळे | 932 | 1,403 | 1,669 | 9,213 | 1,296 | 272 | 2,484 | 4,052 | 5,020 | 18,285 | 14,149 | Dhule | |
| 7 | जळगाव | 1,063 | 1,453 | 1,996 | 17,529 | 3,659 | 715 | 5,664 | 10,038 | 12,688 | 40,255 | 31,561 | Jalgaon | |
| 8 | अहमदनगर | 1,158 | 1,318 | 2,371 | 5,115 | 2,112 | 976 | 2,161 | 5,249 | 19,748 | 30,112 | 21,559 | Ahmednagar | |
| 9 | पुणे | 1,164 | 1,504 | 2,347 | 5,772 | 4,362 | 291 | 3,672 | 8,325 | 13,265 | 27,362 | 20,005 | Pune | |
| 10 | सातारा | 1,195 | 1,173 | 1,798 | 10,352 | 3,094 | 1,477 | 2,833 | 7,404 | 11,423 | 29,179 | 19,551 | Satara | |
| 11 | सांगली | 630 | 544 | 1,469 | 8,841 | 2,192 | 19 | 4,406 | 6,617 | 6,060 | 21,518 | 15,748 | Sangli | |
| 12 | सोलापूर | 926 | 945 | 1,847 | 5,696 | 2,052 | 2,277 | 4,366 | 8,695 | 6,013 | 20,404 | 17,071 | Solapur | |
| 13 | कोल्हापूर | 900 | 1,094 | 1,925 | 12,925 | 3,243 | .. | 7,321 | 10,564 | 8,752 | 32,241 | 23,070 | Kolhapur | |
| 14 | औरंगाबाद | 696 | 1,186 | 1,187 | 2,721 | 1,347 | .. | 823 | 2,170 | 6,448 | 11,339 | 7,742 | Aurangabad | |
| 15 | परभणी | 1,033 | 1,438 | 1,488 | 8,641 | 736 | .. | 983 | 1,719 | 548 | 10,908 | 10,964 | Parbhani | |
| 16 | बीड | 894 | 1,000 | 1,263 | 2,992 | 1,258 | 39 | 373 | 1,670 | 5,047 | 9,709 | 6,743 | Beed | |
| 17 | नांदेड | 1,145 | 1,388 | 1,421 | 3,477 | 1,261 | .. | 1,425 | 2,686 | 4,247 | 10,410 | 7,506 | Nanded | |
| 18 | उस्मानाबाद | 525 | 640 | 1,887 | 3,471 | 652 | 5 | 375 | 1,032 | 4,179 | 8,682 | 5,273 | Osmanabad | |
| 19 | जालना | 556 | 928 | 879 | 1,405 | 663 | .. | 762 | 1,425 | 5,473 | 8,303 | 3,098 | Jalna | |
| 20 | लातूर | 637 | 821 | 910 | 7,567 | 783 | 10 | 1,125 | 1,918 | 4,060 | 13,545 | 9,763 | Latur | |
| 21 | बुलढाणा | 799 | 1,397 | 1,230 | 7,332 | 1,607 | 2 | 316 | 1,925 | 4,308 | 13,565 | 9,708 | Buldhana | |
| 22 | अकोला | 956 | 1,708 | 1,372 | 6,414 | 1,193 | .. | 570 | 1,763 | .. | 8,177 | 7,530 | Akola | |
| 23 | अमरावती | 803 | 1,978 | 1,317 | 1,636 | 1,898 | .. | 1,429 | 3,327 | .. | 10,963 | 11,719 | Amravati | |
| 24 | यवतमाळ | 1,126 | 1,931 | 1,475 | 5,282 | 2,227 | .. | 229 | 2,456 | 11,798 | 19,536 | 10,660 | Yavatmal | |
| 25 | वर्धा | 484 | 1,376 | 695 | 4,012 | 879 | .. | 685 | 1,564 | 4,735 | 10,311 | 5,945 | Wardha | |
| 26 | नागपूर | 721 | 1,884 | 1,145 | 7,260 | 1,967 | 313 | 395 | 2,675 | 7,591 | 17,526 | 12,464 | Nagpur | |
| 27 | भंडारा | 1,010 | 1,659 | 1,609 | 4,661 | 2,209 | 52 | 1,484 | 3,745 | 4,998 | 13,404 | 8,586 | Bhandara | |
| 28 | चंद्रपूर | 788 | 1,742 | 1,040 | 5,051 | 2,867 | 64 | 1,389 | 4,320 | 5,773 | 15,594 | 9,844 | Chandrapur | |
| 29 | गडचिरोली | 468 | 1,631 | 779 | 2,509 | 1,014 | 1 | 494 | 1,509 | 3,316 | 7,334 | 4,666 | Gadchiroli | |
| महाराष्ट्र राज्य | | 24,561 | 38,716 | 42,830 | 1,84,988 | 63,164 | 8,390 | 60,407 | 1,31,961 | 1,94,482 | 5,11,431 | 3,69,586 | Maharashtra State | |

आधार—अर्थ व सांख्यिकी संचालनालय महाराष्ट्र शासन, मुंबई.

Source—Directorate of Economics and Statistics, Government of Maharashtra, Bombay.

31: स्थानिक संस्था/LOCAL BODIES

तक्ता क्रमांक/TABLE No. 31.3-A (19-2)

नगर परिषदा आणि महानगरपालिकांचे उत्पन्न
Income of Municipal Councils and Corporations

(1982-83)

(रुपये हजारत)/
(Rs. in thousand)

| अनुक्रमांक Serial No. | जिल्हा/नगरपरिषदा/महानगरपालिका | नगरपालिकाचे दर व कर I—Municipal rates and taxes | | | | इतर साधने II—Other sources | | | | | | | असाधारण उत्पन्न, कर्जे आणि वाणिज्यिक उपक्रमांचे उत्पन्न Extra-ordinary income, debts and income of commercial enterprises | Districts/Municipal Councils/Corporations |
|--------------------------|-------------------------------|--|---|--|--------------------|---|--|---|-------------------------------|---------------------|-------------------------------|--------|---|--|
| | | जकात Octroi | घरावरील व जमिनीवरील कर Taxes on houses and lands | इतर कर व शुल्क Other taxes and duties | बेरीज-१ Total-I | शैक्षणिक संस्थांकडील फी Fees from educational institutions | बाजार व कत्तलखाने यांच्यापासून उत्पन्न Receipts from markets and slaughter houses | शासकीय अनुदाने Government grants | संकीर्ण Miscel- laneous | बेरीज-२ Total II | बेरीज १+२ Total I+II | | | |
| (1) | (2) | (3) | (4) | (5) | (6) | (7) | (8) | (9) | (10) | (11) | (12) | (13) | (2) | |
| 1. | ठाणे | 2,06,746 | 21,527 | 9,918 | 2,38,191 | 46 | 689 | 29,066 | 8,926 | 38,727 | 2,76,918 | 22,749 | Thane— | |
| 1.1 | वसई | 950 | 397 | 54 | 1,401 | 4 | 73 | 1,409 | 313 | 1,799 | 3,200 | 540 | Vasai | |
| 1.2 | कल्याण | 8,370 | 4,548 | 3,760 | 16,678 | 42 | 266 | 4,215 | 851 | 5,374 | 22,052 | 4,345 | Kalyan | |
| 1.3 | जव्हार | 296 | 118 | 111 | 525 | @ | 1 | 863 | 28 | 892 | 1,417 | 715 | Jawhar | |
| 1.4 | भिवंडी-निशामपूर | 33,637 | 2,819 | 1,926 | 38,382 | .. | 90 | 8,156 | 2,129 | 10,375 | 48,757 | 7,141 | Bhivandi-Nizampur | |
| 1.5 | डोंबिवली | 3,591 | 5,305 | 4,063 | 12,959 | .. | 78 | 4,256 | 845 | 5,179 | 18,138 | 4,729 | Dombivali | |
| 1.6 | अंबरनाथ | 1,40,019 | 2,126 | .. | 1,42,145 | .. | 13 | 3,250 | 751 | 4,014 | 1,46,159 | 5,279 | Ambarnath | |
| 1.7 | उल्हासनगर | 19,883 | 6,214 | 4 | 26,101 | .. | 168 | 6,917 | 4,009 | 11,094 | 37,195 | .. | Ulhasnagar | |
| 2. | रायगड | 20,492 | 4,214 | 2,009 | 26,715 | 15 | 323 | 8,963 | 3,788 | 13,089 | 39,804 | 24,917 | Raigad— | |
| 2.1 | अलिबाग | 784 | 460 | 223 | 1,467 | .. | 50 | 503 | 340 | 893 | 2,360 | 917 | Alibag | |
| 2.2 | महाड | 1,263 | 273 | 133 | 1,669 | .. | 7 | 1,157 | 212 | 1,376 | 3,045 | 2,013 | Mahad | |
| 2.3 | माथेरान | 160 | 100 | 507 | 767 | .. | 16 | 682 | 31 | 729 | 1,496 | 232 | Matheran | |
| 2.4 | पनवेल | 3,357 | 682 | 368 | 4,407 | .. | 135 | 1,740 | 275 | 2,150 | 6,557 | 4,179 | Panvel | |
| 2.5 | पेण | 1,582 | 403 | 139 | 2,124 | @ | 4 | 1,452 | 349 | 1,805 | 3,929 | 1,723 | Pen | |
| 2.6 | रोहा | 547 | 244 | 112 | 903 | .. | 12 | 189 | 159 | 860 | 1,263 | 386 | Roha | |
| 2.7 | उरण | 1,657 | 478 | 359 | 2,494 | .. | 24 | 892 | 208 | 1,124 | 3,618 | 1,083 | Uran | |
| 2.8 | मुरुड-जंजिरा | 451 | 158 | 26 | 635 | .. | 12 | 274 | 49 | 335 | 970 | 840 | Murud-Janjira | |
| 2.9 | श्रीवर्धन | 466 | 104 | 23 | 593 | .. | 21 | 158 | 35 | 214 | 807 | 237 | Shrivardhan | |
| 2.10 | खोपोली | 10,225 | 1,312 | 119 | 11,656 | 15 | 42 | 1,916 | 2,130 | 4,103 | 15,759 | 13,307 | Khopoli | |

तबला क्रमांक/TABLE No. 31.3-A (19.2)- contd.

(रुपये हजारत)
(Rs. in Thousand)

| (1) | (2) | (3) | (4) | (5) | (6) | (7) | (8) | (9) | (10) | (11) | (12) | (13) | (2) |
|------|----------------|--------|--------|-------|--------|-------|-------|--------|-------|--------|----------|--------|-------------------|
| 3. | रत्नागिरी | 8,322 | 1,935 | 1,340 | 11,597 | .. | 213 | 7,266 | 1,167 | 8,646 | 20,243 | 7,100 | Ratnagiri— |
| 3.1 | रत्नागिरी | 4,302 | 1,259 | 1,080 | 6,641 | .. | 152 | 4,712 | 643 | 5,507 | 12,148 | 3,248 | Ratnagiri |
| 3.2 | चिपळूण | 2,166 | 429 | 159 | 2,754 | .. | 43 | 1,166 | 260 | 1,469 | 4,223 | 2,682 | Chiplun |
| 3.3 | खेड | 966 | 165 | 33 | 1,164 | .. | 8 | 704 | 161 | 873 | 2,037 | 597 | Khed |
| 3.4 | राजापूर | 888 | 82 | 68 | 1,038 | .. | 10 | 684 | 103 | 797 | 1,835 | 573 | Rajapur |
| 4. | सिंधुदुर्ग | 3,274 | 501 | 101 | 3,876 | .. | 99 | 2,224 | 422 | 2,745 | 6,621 | 2,031 | Sindhudurg— |
| 4.1 | मालवण | 1,063 | 199 | 27 | 1,289 | .. | 16 | 705 | 220 | 941 | 2,230 | 1,340 | Malwan |
| 4.2 | वेंगुर्ला | 635 | 102 | 56 | 793 | .. | 28 | 825 | 74 | 927 | 1,720 | 233 | Vengurla |
| 4.3 | सावंतवाडी | 1,576 | 200 | 18 | 1,794 | .. | 55 | 694 | 128 | 877 | 2,671 | 458 | Sawantwadi |
| 5. | नाशिक | 31,789 | 4,681 | 2,503 | 38,973 | 35 | 609 | 24,244 | 4,668 | 29,556 | 68,529 | 12,533 | Nashik— |
| 5.1 | इगतपुरी | 554 | 243 | 35 | 832 | 1 | 83 | 431 | 172 | 687 | 1,519 | 290 | Igatpuri |
| 5.2 | नांदगाव | 649 | 183 | 125 | 957 | .. | 1 | 404 | 164 | 569 | 1,526 | .. | Nandgaon |
| 5.3 | मनसाड | 2,550 | 666 | 694 | 3,910 | 32 | 123 | 4,267 | 804 | 5,226 | 9,136 | 1,426 | Mansad |
| 5.4 | सिन्नर | 784 | 188 | 265 | 1,237 | .. | 1 | 431 | 177 | 609 | 1,846 | 458 | Sinnar |
| 5.5 | येवला | 1,339 | 372 | 374 | 2,085 | .. | 31 | 814 | 169 | 1,014 | 3,099 | 373 | Yeola |
| 5.6 | व्यावक | 68 | 38 | 45 | 151 | .. | 29 | 345 | 47 | 421 | 572 | 143 | Trimbak |
| 5.7 | मालेगाव | 24,151 | 2,302 | 394 | 26,847 | .. | 247 | 16,516 | 2,337 | 19,100 | 45,947 | 9,470 | Malegaon |
| 5.8 | भगूर | 282 | 125 | 125 | 532 | 2 | 31 | 578 | 95 | 706 | 1,238 | 122 | Bhagur |
| 5.9 | सटाणा | 1,412 | 564 | 446 | 2,422 | .. | 63 | 458 | 703 | 1,224 | 3,646 | 251 | Satana |
| 6. | धुळे | 15,515 | 6,298 | 3,064 | 24,977 | 178 | 1,520 | 17,249 | 3,509 | 22,456 | 47,533 | 22,573 | Dhule— |
| 6.1 | धुळे | 8,023 | 3,879 | 1,405 | 13,307 | 30 | 427 | 6,935 | 1,879 | 9,271 | 22,578 | 15,515 | Dhule |
| 6.2 | नंदुरबार | 2,860 | 648 | 754 | 4,262 | .. | 241 | 5,207 | 885 | 6,333 | 10,595 | 2,592 | Nandurbar |
| 6.3 | तलोदा | 369 | 177 | 117 | 663 | .. | 31 | 517 | 255 | 803 | 1,466 | 314 | Talode |
| 6.4 | शहादा | 1,114 | 369 | 321 | 1,804 | 39 | 322 | 2,450 | 195 | 3,006 | 4,810 | 1,195 | Shahade |
| 6.5 | शिरपूर-वरवडे | 1,299 | 394 | 260 | 1,953 | 106 | 226 | 1,045 | 149 | 1,526 | 3,479 | 1,281 | Shirpur Varwade |
| 6.6 | दोंडाईचा-वरवडे | 1,590 | 414 | 207 | 2,211 | 3 | 273 | 1,095 | 146 | 1,517 | 3,728 | 1,676 | Dondaicha Varwade |
| 6.7 | नवापूर | 260 | 417 | .. | 677 | .. | .. | .. | .. | .. | 677 | .. | Navapur |
| 7. | जळगांव | 31,029 | 10,294 | 8,039 | 49,362 | 1,247 | 597 | 39,976 | 8,993 | 50,813 | 1,00,175 | 23,808 | Jalgaon— |
| 7.1 | जळगांव | 11,524 | 3,926 | 3,392 | 18,842 | 215 | .. | 13,464 | 3,434 | 17,113 | 35,955 | 3,977 | Jalgaon |
| 7.2 | भुसावळ | 2,750 | 2,209 | 1,747 | 6,706 | 192 | 14 | 7,352 | 1,730 | 9,288 | 15,994 | 3,432 | Bhusawal |
| 7.3 | अमळनेर | 5,247 | 639 | 450 | 6,336 | .. | 18 | 5,872 | 597 | 6,487 | 12,823 | 7,162 | Amalner |
| 7.4 | चाळीसगांव | 3,568 | 1,298 | 979 | 5,845 | .. | 119 | 4,305 | 492 | 4,916 | 10,761 | 1,524 | Chalisagaon |
| 7.5 | फैजपूर | 515 | 151 | 176 | 842 | 27 | 54 | 725 | 267 | 1,073 | 1,915 | .. | Faizapur |
| 7.6 | यावल | 661 | 212 | 114 | 987 | 14 | 38 | 725 | 195 | 972 | 1,959 | 972 | Yaval |
| 7.7 | रावेर | 1,020 | 238 | 257 | 1,515 | 745 | 41 | 891 | 399 | 2,076 | 3,591 | .. | Raver |
| 7.8 | सावदा | 624 | 209 | 195 | 1,028 | 47 | 49 | 1,247 | 409 | 1,752 | 2,780 | 2,387 | Savda |
| 7.9 | पारोला | 1,153 | 110 | 218 | 1,481 | .. | 105 | 866 | 260 | 1,231 | 2,713 | 901 | Parola |
| 7.10 | चोपडा | 1,126 | 505 | 30 | 1,661 | 7 | 52 | 1,438 | 470 | 1,967 | 3,628 | 926 | Chopda |
| 7.11 | धरणगांव | 555 | 205 | 233 | 1,043 | .. | 64 | 1,195 | 135 | 1,394 | 2,437 | 368 | Dharangaon |
| 7.12 | एरंडोल | 272 | 128 | 139 | 539 | .. | 34 | 570 | 98 | 702 | 1,241 | 333 | Erandol |
| 7.13 | पाचोरा | 2,014 | 464 | 59 | 2,537 | .. | 9 | 1,326 | 507 | 1,842 | 4,379 | 1,826 | Pachora |

| | | | | | | | | | | | | | |
|------|----------------|--------|-------|-------|--------|-----|-----|--------|-------|--------|--------|--------|------------------------------------|
| 8. | अहमदनगर | 28,829 | 6,772 | 2,920 | 38,521 | 113 | 720 | 25,570 | 5,384 | 31,787 | 70,308 | 32,265 | Ahmednagar--- |
| 8.1 | अहमदनगर | 19,518 | 4,379 | 1,061 | 24,958 | .. | 356 | 14,046 | 2,362 | 16,764 | 41,722 | 15,557 | Ahmednagar |
| 8.2 | संगमनेर | 2,691 | 469 | 550 | 3,710 | 15 | 29 | 3,206 | 412 | 3,662 | 7,372 | 2,494 | Sangamner |
| 8.3 | कोपरगाव | 2,041 | 609 | 922 | 3,572 | .. | 208 | 1,650 | 308 | 2,166 | 5,738 | 2,711 | Kopergaon |
| 8.4 | श्रीरामपूर | 3,662 | 1,000 | 22 | 4,724 | 12 | 127 | 4,175 | 1,289 | 5,603 | 10,327 | 11,503 | Shrirampur |
| 8.5 | राहुरी | 917 | 275 | 365 | 1,557 | 86 | @ | 2,493 | 1,013 | 3,592 | 5,149 | .. | Rahuri |
| 8.6 | देवळाली प्रवरा | | | | | | | | | | | | Deolali-Pravara |
| | | | | | | | | | | | | | नव्याने स्थापन झालेली/Newly Formed |
| 9. | पुणे | 10,776 | 5,309 | 4,018 | 20,103 | 619 | 159 | 10,905 | 5,213 | 16,896 | 36,999 | 10,626 | Pune--- |
| 9.1 | लोणावळा | 2,574 | 1,504 | 405 | 4,483 | 12 | 12 | 3,595 | 770 | 4,389 | 8,872 | 2,086 | Lonavala |
| 9.2 | सासवड | 967 | 243 | 257 | 1,467 | 8 | @ | 414 | 127 | 549 | 2,016 | 2,017 | Saswad |
| 9.3 | जेजुरी | 165 | 50 | 53 | 268 | .. | 1 | 279 | 84 | 364 | 632 | .. | Jejuri |
| 9.4 | बारामती | 2,881 | 1,321 | 761 | 4,963 | 465 | 81 | 1,761 | 1,751 | 4,058 | 9,021 | 2,335 | Baramati |
| 9.5 | हंदापूर | 282 | 114 | 164 | 560 | .. | .. | 178 | 304 | 482 | 1,042 | 42 | Indapur |
| 9.6 | शिरूर | 797 | 392 | 134 | 1,323 | .. | 44 | 230 | 240 | 514 | 1,837 | 139 | Shirur |
| 9.7 | तळेगाव-दाभाडे | 863 | 882 | 183 | 1,928 | .. | 4 | 467 | 180 | 651 | 2,579 | 2,350 | Talgaon-Dabhade |
| 9.8 | आळंदी | 214 | 82 | 77 | 373 | .. | @ | 862 | 138 | 1,000 | 1,373 | 241 | Alandi |
| 9.9 | जुन्नर | 798 | 252 | 414 | 1,464 | .. | 5 | 1,158 | 355 | 1,518 | 2,982 | 857 | Junnar |
| 9.10 | दांड | 689 | 206 | 362 | 1,257 | 134 | 4 | 840 | 1,019 | 1,997 | 3,254 | .. | Daund |
| 9.11 | भोर | 546 | 263 | 1,208 | 2,017 | .. | 8 | 1,121 | 245 | 1,374 | 3,391 | 559 | Bhor |
| 10. | सातारा | 12,582 | 5,292 | 3,104 | 20,978 | 65 | 261 | 17,332 | 5,153 | 22,811 | 43,789 | 15,597 | Satara --- |
| 10.1 | महाबळेश्वर | 618 | 250 | 812 | 1,680 | 6 | 48 | 390 | 819 | 1,263 | 2,943 | 1,166 | Mahabaleshwar. |
| 10.2 | रहिमतपूर | 151 | 78 | 92 | 321 | 2 | .. | 195 | 73 | 270 | 591 | 74 | Rahimatpur |
| 10.3 | कराड | 3,850 | 1,331 | 178 | 5,359 | 36 | 61 | 3,177 | 725 | 3,999 | 9,358 | 4,301 | Karad |
| 10.4 | म्हसवड | 431 | 65 | 67 | 563 | .. | 5 | 346 | 23 | 374 | 937 | 215 | Mhaswad |
| 10.5 | सातारा शहर | 4,837 | 2,062 | 1,255 | 8,154 | .. | 110 | 9,739 | 2,312 | 12,161 | 20,315 | 7,735 | Satara City |
| 10.6 | वाई | 766 | 681 | 29 | 1,476 | .. | 9 | 1,465 | 590 | 2,064 | 3,540 | .. | Wai |
| 10.7 | पांचगणी | 332 | 248 | 212 | 792 | .. | 24 | 792 | 278 | 1,094 | 1,886 | 92 | Panchgani |
| 10.8 | फलटण | 1,597 | 577 | 459 | 2,633 | 21 | 4 | 1,228 | 333 | 1,586 | 4,219 | 2,014 | Phaltan |
| 11. | सांगली | 22,596 | 7,041 | 6,760 | 35,397 | .. | 716 | 28,999 | 5,510 | 35,225 | 71,622 | 26,934 | Sangli--- |
| 11.1 | सांगली | 14,226 | 4,311 | 4,025 | 22,562 | .. | .. | 16,870 | 3,326 | 20,196 | 42,758 | 21,731 | Sangli |
| 11.2 | मिरज | 4,759 | 1,723 | 1,605 | 8,087 | .. | 627 | 7,670 | 1,305 | 9,602 | 17,689 | 2,943 | Miraj |
| 11.3 | तासगांव | 1,018 | 251 | 383 | 1,652 | .. | 65 | 2,328 | @ | 2,393 | 4,045 | 765 | Tasgaon |
| 11.4 | आष्टा | 303 | 134 | 140 | 577 | .. | 12 | 647 | 58 | 717 | 1,294 | 185 | Ashta |
| 11.5 | इस्लामपूर | 1,470 | 365 | 311 | 2,146 | .. | 12 | 708 | 445 | 1,165 | 3,311 | .. | Islampur |
| 11.6 | विटा | 800 | 257 | 296 | 1,373 | .. | .. | 776 | 376 | 1,152 | 2,525 | 1,310 | Vita |
| 12. | सोलापूर | 12,785 | 3,195 | 2,654 | 18,634 | 24 | 209 | 18,455 | 4,892 | 23,580 | 42,214 | 9,486 | Solapur--- |
| 12.1 | बाशी | 4,119 | 1,079 | 918 | 6,116 | .. | 30 | 5,502 | 1,424 | 6,956 | 13,072 | 2,444 | Barshi |
| 12.2 | पंढरपूर | 3,946 | 939 | 1,186 | 6,071 | 14 | 45 | 6,518 | 1,956 | 8,533 | 14,604 | 4,616 | Pandharpur |
| 12.3 | करमाळा | 999 | 156 | 113 | 1,268 | .. | 9 | 308 | 61 | 378 | 1,646 | 252 | Karmala |
| 12.4 | सांगोला | 747 | 157 | 130 | 1,034 | .. | 5 | 1,034 | 830 | 1,369 | 2,903 | 183 | Sangola |
| 12.5 | अक्कलकोट | 1,500 | 206 | 53 | 1,759 | .. | 2 | 2,847 | 271 | 3,120 | 4,879 | 1,179 | Akkalkot |
| 12.6 | मंगळवेढा | 488 | 146 | 150 | 784 | .. | 53 | 1,434 | 133 | 1,620 | 2,404 | 246 | Mangalvedha |

तबला क्रमांक/TABLE No. 31.3-A (19.2)—contd.

(रुपये हजारत) /
(Rs. in Thousand)

| (1) | (2) | (3) | (4) | (5) | (6) | (7) | (8) | (9) | (10) | (11) | (12) | (13) | (2) |
|-------|-------------|--------|-------|-------|--------|-----|-----|--------|-------|--------|--------|--------|----------------|
| 12.7 | मैदगी | 203 | 47 | 60 | 310 | .. | 5 | 170 | 12 | 187 | 497 | 149 | Maindargi |
| 12.8 | दुधनी | 306 | 39 | 44 | 389 | 1 | 1 | 310 | 155 | 467 | 856 | .. | Dudhani |
| 12.9 | कुर्दुवाडी | 477 | 426 | .. | 903 | 9 | 59 | 332 | 50 | 450 | 1,353 | 417 | Kurduwadi |
| 13. | कोल्हापूर | 32,817 | 4,195 | 2,701 | 39,713 | 141 | 206 | 14,726 | 4,689 | 19,762 | 59,475 | 22,912 | Kolhapur— |
| 13.1 | हचलकरजी | 27,780 | 2,629 | 1,815 | 32,224 | 33 | 42 | 7,975 | 3,264 | 11,314 | 43,538 | 19,700 | Ichalkaranji |
| 13.2 | जयसिंगपूर | 1,425 | 691 | 33 | 2,149 | 2 | 4 | 2,301 | 658 | 2,965 | 5,114 | 733 | Jaisingapur |
| 13.3 | मुरगुड | 262 | 49 | 95 | 406 | .. | .. | 274 | 50 | 324 | 730 | 63 | Murgud |
| 13.4 | वडगांव | 660 | 101 | 106 | 867 | .. | 9 | 610 | 189 | 808 | 1,675 | 828 | Vadgaon |
| 13.5 | गडहिंगलज | 1,318 | 341 | 187 | 1,846 | .. | 29 | 2,068 | 257 | 2,354 | 4,200 | 576 | Gadhinglaj |
| 13.6 | कागल | 541 | 124 | 264 | 929 | .. | 11 | 486 | 121 | 618 | 1,547 | 298 | Kagal |
| 13.7 | कुर्दुवाड | 525 | 129 | 32 | 686 | 88 | 96 | 549 | .. | 733 | 1,419 | 454 | Kurundwad |
| 13.8 | पन्हाळा | 39 | 62 | 76 | 177 | .. | 1 | 307 | 62 | 370 | 547 | 260 | Panhala |
| 13.9 | मलकापूर | 267 | 69 | 93 | 429 | 18 | 14 | 156 | 88 | 276 | 705 | .. | Malkapur |
| 14. | औरंगाबाद | 2,330 | 773 | 245 | 3,348 | 5 | 65 | 2,163 | 623 | 2,856 | 6,204 | 1,783 | Aurangabad— |
| 14.1 | कन्नड | 556 | 193 | 146 | 765 | 4 | .. | 385 | 155 | 544 | 1,309 | 255 | Kannad |
| 14.2 | पलटण | 410 | 346 | .. | 756 | .. | .. | 573 | 282 | 855 | 1,611 | .. | Paltan |
| 14.3 | वैजापूर | 1,039 | 123 | 115 | 1,277 | 1 | 1 | 637 | 124 | 763 | 2,040 | 1,528 | Vaijapur |
| 14.4 | गंगापूर | 226 | 66 | 106 | 398 | .. | 50 | 416 | 34 | 500 | 898 | .. | Gangapur |
| 14.5 | खुल्दाबाद | 99 | 45 | 8 | 152 | .. | 14 | 152 | 28 | 194 | 346 | .. | Khuldabad |
| 15. | जालना | 6,908 | 4,271 | .. | 11,179 | .. | .. | 6,096 | 2,596 | 8,692 | 19,871 | 18,755 | Jalna— |
| 15.1 | जालना | 6,190 | 3,822 | .. | 10,012 | .. | .. | 5,255 | 2,036 | 7,291 | 17,303 | 18,755 | Jalna |
| 15.2 | छवड | 270 | 204 | .. | 474 | .. | .. | 531 | 192 | 723 | 1,197 | .. | Ambad |
| 15.3 | भोकरदन | 50 | 38 | .. | 88 | .. | .. | 30 | 305 | 335 | 423 | .. | Bhokardan |
| 15.4 | परतूर | 398 | 207 | .. | 605 | .. | .. | 280 | 63 | 343 | 948 | .. | Partur |
| 16. | परभणी | 13,188 | 3,259 | 2,920 | 19,367 | 85 | 767 | 6,202 | 3,675 | 10,729 | 30,096 | 2,150 | Parbhani— |
| 16.1 | परभणी | 4,293 | 1,957 | 1,083 | 7,343 | 12 | 509 | 905 | 2,029 | 3,455 | 10,798 | 893 | Parbhani |
| 16.2 | मानवत | 1,254 | 132 | 50 | 1,436 | .. | 2 | 1,840 | 297 | 2,139 | 3,575 | 714 | Manwat |
| 16.3 | हिंगोली | 2,319 | 332 | 73 | 2,724 | 1 | 61 | 616 | 524 | 1,202 | 3,926 | 275 | Hingoli |
| 16.4 | बसमतनगर | 945 | 152 | 317 | 1,414 | 54 | .. | 387 | .. | 441 | 1,855 | .. | Basmathnagar |
| 16.5 | सोनेपेठ | 217 | 68 | 68 | 353 | .. | 25 | 371 | 60 | 456 | 809 | .. | Sonepet |
| 16.6 | पूर्णा | 345 | 92 | 700 | 1,137 | 8 | 105 | 549 | 104 | 766 | 1,903 | 218 | Purna |
| 16.7 | कलमन्तरी | 417 | 65 | 63 | 545 | 5 | 10 | 214 | 11 | 240 | 785 | .. | Kalamnuri |
| 16.8 | गंगाखेड | 749 | 120 | 34 | 903 | .. | .. | 442 | .. | 442 | 1,345 | .. | Gangakhed |
| 16.9 | सैलू | 1,543 | 128 | 211 | 1,382 | .. | 1 | 392 | 517 | 910 | 2,792 | .. | Sailu |
| 16.10 | जितूर | 801 | 144 | 153 | 1,098 | 2 | 4 | 298 | 116 | 420 | 1,518 | 50 | Jintur |
| 16.11 | पाथरी | 305 | 69 | 158 | 532 | 3 | 50 | 188 | 17 | 258 | 790 | .. | Pathari |
| 17. | बीड | 7,288 | 1,691 | 685 | 9,664 | 17 | 31 | 4,524 | 3,322 | 7,894 | 17,558 | 977 | Beed— |
| 17.1 | बीड | 2,954 | 587 | 132 | 3,673 | .. | 3 | 1,544 | 1,075 | 2,622 | 6,295 | .. | Beed |
| 17.2 | अंबेजोगाई | 769 | 109 | 54 | 932 | 3 | 3 | 682 | 932 | 1,620 | 2,552 | .. | Ambejogai |
| 17.3 | परळी-विजनाथ | 2,062 | 664 | 91 | 2,817 | 13 | 23 | 1,251 | 985 | 2,272 | 5,089 | 356 | Parli Vaijnath |
| 17.4 | मांजलेगांव | 654 | 169 | 57 | 880 | 1 | 2 | 151 | 174 | 328 | 1,208 | 162 | Manjlegaon |
| 17.5 | गेवराई | 545 | 123 | 261 | 929 | .. | .. | 573 | 17 | 590 | 1,519 | 459 | Georai |
| 17.6 | धारूर | 304 | 39 | 90 | 433 | .. | .. | 323 | 139 | 462 | 895 | .. | Dharur |

| | | | | | | | | | | | | |
|--------------------|--------|-------|-------|--------|-----|-----|--------|-------|--------|--------|--------|---------------|
| 18. नांदेड | 17,292 | 3,264 | 3,902 | 24,466 | .. | 46 | 8,486 | 8,582 | 17,114 | 41,580 | 3,254 | Nanded— |
| 18.1 नांदेड | 13,394 | 2,360 | 3,170 | 18,924 | .. | 2 | 4,979 | 6,818 | 11,799 | 30,723 | 2,591 | Nanded |
| 18.2 बिल्लोली | 308 | 51 | 44 | 403 | .. | @ | 287 | 11 | 298 | 701 | .. | Bilolli |
| 18.3 उमरी | 182 | 82 | 62 | 326 | .. | 1 | 186 | 55 | 242 | 568 | .. | Umri |
| 18.4 मुदखेड | 62 | 18 | 99 | 179 | .. | 36 | 189 | 7 | 232 | 411 | 29 | Mudkhed |
| 18.5 कंधार | 537 | 159 | 15 | 711 | .. | 1 | 319 | 198 | 518 | 1,229 | 58 | Kandhar |
| 18.6 हादगांव | 307 | 106 | 34 | 447 | .. | .. | 154 | 9 | 163 | 610 | .. | Hadgaon |
| 18.7 धर्माबाद | 423 | 105 | 34 | 562 | .. | .. | 387 | 471 | 858 | 1,420 | 245 | Dharmabadi |
| 18.8 देगलूर | 958 | 125 | 169 | 1,252 | .. | .. | 721 | 532 | 1,253 | 2,505 | .. | Deglar |
| 18.9 कुन्डलवाडी | 130 | 79 | 1 | 210 | .. | .. | 267 | 18 | 285 | 495 | .. | Kundalwad |
| 18.10 मुखेड | 441 | 59 | 126 | 626 | .. | .. | 369 | 29 | 398 | 1,024 | .. | Mukhed |
| 18.11 फिनवट | 550 | 120 | 148 | 826 | .. | 6 | 628 | 434 | 1,068 | 1,894 | 331 | Kinwat |
| 19. उस्मानाबाद | 4,307 | 816 | 742 | 5,865 | 42 | 133 | 3,794 | 1,947 | 5,916 | 11,781 | 5,146 | Osmanabad— |
| 19.1 उस्मानाबाद | 1,906 | 444 | 107 | 2,457 | 24 | 87 | 928 | 846 | 1,885 | 4,342 | 841 | Osmanabad |
| 19.2 तुळजापूर | 545 | 169 | 190 | 904 | .. | 1 | 1,187 | 310 | 1,498 | 2,402 | 3,211 | Tuljapur |
| 19.3 उमरगा | 343 | 35 | 33 | 411 | @ | 11 | 263 | 76 | 350 | 761 | .. | Umerga |
| 19.4 परांडा | 169 | 26 | 48 | 243 | 2 | 34 | 326 | 205 | 567 | 810 | .. | Paranda |
| 19.5 भूम | 252 | 44 | 145 | 441 | 5 | .. | 296 | 52 | 353 | 794 | .. | Bhoom |
| 19.6 मुरुम | 192 | 54 | 80 | 326 | 11 | .. | 159 | 149 | 319 | 645 | 645 | Murum |
| 19.7 मळदुर्ग | 150 | .. | 104 | 254 | .. | .. | 204 | 47 | 251 | 505 | .. | Naldurg |
| 19.8 कळंब | 750 | 44 | 35 | 829 | .. | .. | 431 | 262 | 693 | 1,522 | 449 | Kalamb |
| 20. लातूर | 5,727 | 3,634 | .. | 9,361 | .. | .. | 4,816 | 2,526 | 7,342 | 16,703 | 1,438 | Latur |
| 20.1 लातूर | 3,420 | 2,102 | .. | 5,522 | .. | .. | 2,519 | 1,415 | 3,934 | 9,456 | .. | Latur |
| 20.2 उदगीर | 1,520 | 1,086 | .. | 2,606 | .. | .. | 1,304 | 630 | 1,934 | 4,540 | 1,149 | Udgir |
| 20.3 अहमदपूर | 220 | 150 | .. | 370 | .. | .. | 391 | 106 | 497 | 867 | .. | Ahmedpur |
| 20.4 निलंगा | 340 | 186 | .. | 526 | .. | .. | 341 | 234 | 575 | 1,101 | .. | Nilanga |
| 20.5 औसा | 227 | 110 | .. | 337 | .. | .. | 261 | 141 | 402 | 739 | 289 | Ausa |
| 21. बुलढाणा | 11,113 | 4,241 | 1,298 | 16,652 | 92 | 660 | 15,249 | 2,612 | 18,613 | 35,265 | 11,577 | Buldana— |
| 21.1 बुलढाणा | 854 | 570 | 335 | 1,759 | .. | 577 | 1,397 | .. | 1,974 | 3,733 | 629 | Buldana |
| 21.2 खामगांव | 3,042 | 952 | 180 | 4,174 | 5 | 33 | 3,300 | 74 | 3,412 | 7,586 | 5,991 | Khamgaon |
| 21.3 मरुकापूर | 3,107 | 345 | 329 | 3,781 | 30 | 16 | 2,576 | 971 | 3,593 | 7,374 | 3,593 | Malkapur |
| 21.4 शेगांव | 822 | 253 | 43 | 1,118 | 37 | 3 | 2,011 | 656 | 2,707 | 3,825 | 658 | Shegaon |
| 21.5 जळगाव | 260 | 192 | .. | 452 | .. | .. | 536 | 37 | 573 | 1,025 | .. | Jalgaon |
| 21.6 मेहेकर | 791 | 102 | 250 | 1,143 | .. | 18 | 1,129 | 320 | 1,467 | 2,610 | 516 | Mehekar |
| 21.7 नांदुरा | 745 | 253 | 1 | 999 | .. | 5 | 1,374 | 167 | 1,546 | 2,545 | 17 | Nandura |
| 21.8 चिखली | 936 | 651 | 51 | 1,638 | .. | .. | 2,239 | 262 | 2,501 | 4,139 | .. | Chikhli |
| 21.9 देऊळगांव-राजा | 556 | 923 | 109 | 1,588 | 20 | 8 | 687 | 125 | 840 | 2,428 | 173 | Deulgaon-Raja |
| 22. अकोला | 22,033 | 6,754 | 1,815 | 30,602 | 350 | 460 | 25,053 | 4,435 | 30,298 | 60,900 | 27,689 | Akola— |
| 22.1 अकोला | 16,032 | 5,025 | 1,044 | 22,101 | 330 | 347 | 12,401 | 1,957 | 15,035 | 37,136 | 22,566 | Akola |
| 22.2 अकोट | 219 | 259 | 127 | 605 | @ | 4 | 2,915 | 183 | 3,102 | 3,707 | 1,095 | Akot |
| 22.3 कारंजा | 1,651 | 267 | 47 | 1,965 | 9 | 16 | 2,689 | 59 | 2,773 | 4,738 | 2,484 | Karanja |
| 22.4 वाशिम | 1,720 | 358 | .. | 2,078 | .. | .. | 1,392 | 1,320 | 2,712 | 4,790 | .. | Washim |
| 22.5 मुरतिजापूर | 1,020 | 300 | 385 | 1,705 | 11 | 50 | 1,821 | 153 | 2,035 | 3,740 | 394 | Murtizapur |

संख्या क्रमांक/TABLE No. 31.3-A (19.2)—contd.

(रुपये हजारों में)
(Rs. in thousand)

| (1) | (2) | (3) | (4) | (5) | (6) | (7) | (8) | (9) | (10) | (11) | (12) | (13) | (2) |
|-------|------------------|--------|-------|-------|--------|-----|----------------|--------|-------|--------|--------|--------|-----------------|
| 22.6 | बाळापुर | 311 | 260 | 162 | 733 | .. | 19 | 1,238 | 491 | 1,748 | 2,481 | 29 | Balapur |
| 22.7 | तेल्हारा | 503 | 126 | 26 | 655 | .. | 9 | 677 | 169 | 355 | 1,510 | 127 | Telhara |
| 22.8 | पातूर | .. | .. | .. | .. | NR. | अहवाल अप्राप्त | .. | .. | .. | .. | .. | Patur |
| 22.9 | मंगरुळपीर | 577 | 159 | 24 | 760 | @ | 15 | 1,920 | 103 | 2,038 | 2,798 | 994 | Mangrulpir |
| 23. | अमरावती | 27,100 | 6,936 | 4,681 | 38,727 | 61 | 289 | 27,784 | 3,541 | 31,675 | 70,402 | 13,448 | Amravati— |
| 23.1 | अचलपूर | 4,460 | 335 | 221 | 5,016 | 20 | 89 | 3,556 | 572 | 4,237 | 9,253 | 9,258 | Achalpur |
| 23.2 | अंजनागांव-सुर्जी | 980 | 217 | 25 | 1,222 | 3 | 3 | 1,861 | 315 | 2,182 | 3,404 | 168 | Anjangaon-Surji |
| 23.3 | मोर्शी | 524 | 116 | 49 | 689 | .. | 18 | 1,113 | 148 | 1,279 | 1,968 | 821 | Morshi |
| 23.4 | वरुड | 983 | 183 | 102 | 1,268 | 3 | 19 | 1,258 | 186 | 1,466 | 2,734 | 189 | Warud |
| 23.5 | दर्यापूर | 833 | 518 | 54 | 1,405 | .. | 8 | 1,405 | 288 | 1,701 | 3,106 | 60 | Daryapur |
| 23.6 | चांदूर-रेल्वे | 341 | 166 | 60 | 567 | .. | 12 | 758 | 58 | 828 | 1,395 | 1,453 | Chandur Railway |
| 23.7 | चांदूर-बाजार | 564 | 61 | 6 | 631 | 11 | 42 | 898 | 264 | 1,215 | 1,846 | 243 | Chandur Bazar |
| 23.8 | धामणगांव | 980 | 428 | .. | 1,408 | .. | .. | 1,116 | 60 | 1,176 | 2,584 | .. | Dhamangaon |
| 23.9 | शेंदुरजना | 169 | 61 | 99 | 329 | 2 | 15 | 679 | 110 | 806 | 1,135 | 270 | Shendurjana |
| 23.10 | चिखलदारा | 44 | 86 | 17 | 147 | .. | .. | 92 | 51 | 143 | 290 | .. | Chikhaldara |
| 23.11 | अमरावती | 15,958 | 4,564 | 3,970 | 24,492 | 22 | 45 | 12,961 | 1,383 | 14,411 | 38,903 | 609 | Amravati |
| 23.12 | बडनेरा | 1,274 | 201 | 78 | 1,553 | .. | 38 | 2,087 | 106 | 2,231 | 3,784 | 377 | Bandnera |
| 24. | यवतमाळ | 12,348 | 2,527 | 1,911 | 16,786 | 49 | 279 | 15,768 | 4,241 | 20,337 | 37,123 | 6,968 | Yavatmal— |
| 24.1 | यवतमाळ | 4,093 | 1,198 | 260 | 5,551 | 19 | .. | 5,164 | 2,985 | 8,168 | 13,719 | 4,252 | Yavatmal |
| 24.2 | वणी | 2,058 | @ | 465 | 2,523 | .. | 2 | 1,736 | 357 | 2,095 | 4,618 | 555 | Wani |
| 24.3 | पुसद | 1,815 | 298 | 386 | 2,499 | 27 | 151 | 2,335 | 167 | 2,680 | 5,179 | 729 | Pusad |
| 24.4 | डिग्रस | 1,243 | 307 | 162 | 1,712 | .. | 60 | 1,940 | 48 | 2,048 | 3,760 | .. | Digras |
| 24.5 | दारुवा | 520 | 251 | 92 | 863 | .. | 24 | 1,138 | 198 | 1,360 | 2,223 | 287 | Darwa |
| 24.6 | पांढरकवडा | 765 | 169 | 148 | 1,082 | .. | 12 | 845 | 58 | 915 | 1,997 | 596 | Pandharkawada |
| 24.7 | उमरखेड | 1,349 | 232 | 386 | 1,967 | 3 | 12 | 1,705 | 224 | 1,944 | 3,911 | 274 | Umerkhed |
| 24.8 | घाटंजी | 505 | 72 | 12 | 589 | .. | 18 | 905 | 204 | 1,127 | 1,716 | 275 | Ghatanji |
| 25. | वर्धा | 8,840 | 3,202 | 1,782 | 13,824 | 14 | 302 | 14,267 | 1,534 | 16,117 | 29,941 | 7,316 | Wardha— |
| 25.1 | वर्धा | 3,660 | 1,783 | 503 | 5,946 | .. | 190 | 4,271 | 718 | 5,179 | 11,125 | 1,074 | Wardha |
| 25.2 | आर्वा | 859 | 195 | 222 | 1,276 | 1 | 14 | 3,144 | 51 | 3,210 | 4,486 | 592 | Arvi |
| 25.3 | देवळी | 334 | 72 | 547 | 953 | 3 | 3 | 719 | 59 | 784 | 1,737 | 433 | Deoli |
| 25.4 | द्विगणघाट | 2,652 | 782 | 93 | 3,527 | .. | 56 | 3,068 | 418 | 3,542 | 7,069 | 5,358 | Hinganghat |
| 25.5 | पुलगांव | 1,063 | 311 | 346 | 1,720 | 6 | 22 | 1,763 | 185 | 1,976 | 3,696 | 29 | Pulgaon |
| 25.6 | सिंदी | 272 | 59 | 71 | 402 | 4 | 17 | 1,302 | 103 | 1,426 | 1,828 | 130 | Sindi |
| 26. | नागपूर | 7,236 | 1,507 | 1,312 | 10,055 | 95 | 295 | 13,207 | 1,534 | 15,131 | 25,186 | 6,038 | Nagpur— |
| 26.1 | कामटो | 2,485 | 429 | 502 | 3,416 | 1 | 63 | 3,123 | 234 | 3,421 | 6,827 | 1,022 | Kamptee |
| 26.2 | उमरुड | 957 | 241 | 341 | 1,539 | 1 | 51 | 1,981 | 136 | 2,169 | 3,708 | .. | Umred |
| 26.3 | रामटेक | 424 | 108 | 48 | 580 | @ | 11 | 993 | 99 | 1,103 | 1,683 | 198 | Ramtek |
| 26.4 | खापा | 321 | 62 | 54 | 437 | 9 | 9 | 798 | 211 | 1,027 | 1,464 | 542 | Khapa |
| 26.5 | कळमेश्वर | 673 | 50 | 33 | 756 | 31 | 6 | 618 | 258 | 913 | 1,669 | 31 | Kalmeshwar |

| | | | | | | | | | | | | | |
|-------------------|----------------------------|-----------|-----------|----------|-----------|-------|--------|----------|-----------|-----------|-----------|-----------|--|
| 26.6 | मोवाड | 113 | 44 | 10 | 167 | 9 | 36 | 538 | 30 | 613 | 780 | .. | Mowad |
| 26.7 | सावनेर | 310 | 128 | 119 | 557 | 5 | 16 | 1,105 | 121 | 1,247 | 1,804 | 809 | Savner |
| 26.8 | काटोल | 1,326 | 210 | 205 | 1,741 | 39 | 19 | 2,404 | 133 | 2,595 | 4,336 | 3,129 | Katol |
| 26.9 | नरखेड | 514 | 189 | .. | 703 | .. | .. | 942 | 205 | 1,147 | 1,850 | .. | Narkhed |
| 26.10 | मोहपा | 113 | 46 | .. | 159 | .. | 84 | 705 | 107 | 896 | 1,055 | 307 | Mohpa |
| 27. | भंडारा | 11,175 | 3,254 | 820 | 15,249 | 290 | 119 | 17,272 | 4,091 | 21,772 | 37,021 | 7,972 | Bhandara — |
| 27.1 | भंडारा | 2,604 | 921 | 420 | 3,945 | 209 | 75 | 4,645 | 441 | 5,370 | 9,315 | 1,195 | Bhandara |
| 27.2 | तुमसर | 419 | 1,380 | .. | 1,799 | .. | .. | 3,452 | 680 | 4,132 | 5,931 | 5,932 | Tumsar |
| 27.3 | पवनी | 377 | 104 | 77 | 558 | 8 | 19 | 1,889 | 9 | 1,925 | 2,483 | 97 | Pavni |
| 27.4 | गोंदिया | 7,177 | 688 | 212 | 8,077 | 53 | 1 | 6,113 | 2,610 | 8,777 | 16,854 | 734 | Gondiya |
| 27.5 | तिरोडा | 598 | 161 | 111 | 870 | 20 | 24 | 1,173 | 351 | 1,568 | 2,438 | 14 | Tiroda |
| 28. | चंद्रपूर | 10,121 | 2,373 | 1,475 | 13,969 | 12 | 88 | 9,749 | 953 | 10,802 | 24,771 | 1,606 | Chandrapur— |
| 28.1 | चंद्रपूर | 4,910 | 1,436 | 981 | 7,327 | 2 | 35 | 4,846 | 424 | 5,307 | 12,634 | 846 | Chandrapur |
| 28.2 | वरोडा | 1,344 | 384 | 15 | 1,743 | .. | 6 | 1,395 | 190 | 1,591 | 3,334 | 83 | Warora |
| 28.3 | बल्लारपूर | 3,377 | 469 | 377 | 4,223 | 7 | 45 | 2,763 | 306 | 3,121 | 7,344 | 570 | Ballarpur |
| 28.4 | राजुरा | 490 | 84 | 102 | 676 | 3 | 2 | 745 | 33 | 783 | 1,459 | 107 | Rajura |
| 29. | गडचिरोली | 902 | 93 | 18 | 1,013 | .. | 31 | 532 | 69 | 632 | 1,645 | 338 | Gadchiroli |
| 29.1 | देसाईगंज | 902 | 93 | 18 | 1,013 | .. | 31 | 532 | 69 | 632 | 1,645 | 338 | Desaiganj |
| एकूण नगरपरिषद | | 6,05,478 | 1,29,849 | 72,737 | 8,08,064 | 3,595 | 9,886 | 4,19,937 | 1,08,595 | 5,42,013 | 13,50,077 | 3,49,986 | Total Municipal Councils |
| 1. | मुंबई महानगरपालिका | 10,41,264 | 8,93,107 | 3,88,943 | 23,23,314 | .. | .. | 85,403 | 11,13,824 | 11,99,227 | 35,22,541 | 35,22,500 | Bombay Mpl. Corporations |
| 2. | नागपूर महानगरपालिका | 94,672 | 11,737 | 50,692 | 1,57,101 | .. | 3,687 | 23,638 | 13,132 | 40,457 | 1,97,558 | 74,532 | Nagpur Mpl. Corporations |
| 3. | पुणे महानगरपालिका | 1,43,748 | 35,020 | 6,956 | 1,85,724 | 252 | 1,432 | 24,075 | 44,696 | 70,455 | 2,56,179 | 2,91,417 | Pune Mpl. Corporations |
| 4. | सोलापूर महानगरपालिका | 49,569 | 7,814 | 15,459 | 72,842 | .. | 1,202 | 28,927 | 10,187 | 40,316 | 1,13,158 | 15,047 | Solapur Mpl. Corporations |
| 5. | औरंगाबाद महानगरपालिका | 137 | .. | .. | 137 | .. | .. | 11,039 | 16,815 | 27,854 | 27,991 | .. | Aurangabad Mpl. Corporations |
| 6. | कोल्हापूर महानगरपालिका | 51,875 | 11,190 | 683 | 63,748 | 10 | 2,857 | 13,700 | 12,455 | 29,022 | 92,770 | 92,752 | Kolhapur Mpl. Corporations |
| 7. | पिंपरी-चिंचवड महानगरपालिका | 1,21,600 | 13,966 | 2,668 | 1,38,234 | 28 | 13 | 4,262 | 178 | 4,481 | 1,42,715 | 35,682 | Pimpri-Chinchwad Mpl. Corps. |
| 8. | ठाणे महानगरपालिका | 74,075 | 16,439 | 11,733 | 1,02,247 | .. | 142 | 9,234 | 5,634 | 15,010 | 1,17,257 | 25,794 | Thane Mpl. Corporations |
| 9. | नाशिक महानगरपालिका | 41,444 | 9,994 | 2,306 | 53,744 | 74 | 1,038 | 22,123 | 8,440 | 31,675 | 85,419 | 21,166 | Nashik Mpl. Corporations |
| एकूण महानगरपालिका | | 16,18,384 | 9,99,267 | 4,79,440 | 30,97,091 | 364 | 10,371 | 2,22,401 | 12,25,361 | 14,58,497 | 45,55,588 | 40,78,890 | Total Municipal Corporation ^s |
| महाराष्ट्र राज्य | | 22,23,862 | 11,29,116 | 5,52,177 | 39,05,155 | 3,959 | 20,257 | 6,42,338 | 13,33,956 | 20,00,510 | 59,05,665 | 44,28,876 | Maharashtra State |

@५०० रुपयांपेक्षा कमी/less than 500 rupees.

आधार.—अर्थ व सांख्यिकी संचालनालय, महाराष्ट्र शासन, मुंबई.

Source.—Directorate of Economics and Statistics, Government of Maharashtra, Bombay

तबता क्रमांक/TABLE No. 31.3(B) (19.2)

नगरपरिषदा आणि महानगरपालिकांचे उत्पन्न
Income of Municipal Councils and Corporations
(1983-84)

(रुपये हजारत)
(Rs. in thousand)

| अनुक्रमांक Serial No. | जिल्हा/नगरपरिषदा/ महानगरपालिका | सुरुवातीची मिल्लक Opening balance | जकात (धुनी) Octroi | घर आणि कर | | | शासकीय अनुदाने Government grants | इतर साधने | | | संकीर्ण Miscellaneous | एकूण Total | असाधारण उत्पन्न कर्ज व वाणिज्यिक उपक्रमांपासून मिळालेले उत्पन्न Extra-ordinary income debts and income of commercial enter- prises | एकूण उत्पन्न Total income | District/Municipal Councils/Corporations |
|--------------------------|-----------------------------------|--|--------------------------|---|---|---------------|---|--|---|---------------|--------------------------|---------------|--|---------------------------------|---|
| | | | | घरे व जमिनीवरील कर Taxes on houses and lands | इतर कर व शुल्क Other taxes and duties | एकूण Total | | शैक्षणिक संस्थांकडून मिळालेले शुल्क Fees from educational institu- tions | बाजार व खाटीकखाने यांच्याकडून जमा Receipts from markets and slaughter houses | एकूण Total | | | | | |
| (1) | (2) | (3) | (4) | (5) | (6) | (7) | (8) | (9) | (10) | (11) | (12) | (13) | (14) | (15) | |
| 1 | ठाणे | 8,199 | 65,669 | 9,690 | 3,394 | 78,753 | 24,033 | 553 | 256 | 3,436 | 6,245 | 12,698 | 1,29,928 | Thane— | |
| 1.1 | जल्हासनगर | 1,561 | 23,940 | 4,821 | 1,175 | 29,936 | 14,893 | .. | 4 | 3,485 | 3,489 | 861 | 50,840 | Ulhasnagar | |
| 1.2 | भिवंडी-निझामपूर | 5,158 | 40,242 | 4,268 | 2,024 | 46,534 | 6,252 | 548 | 145 | 1,581 | 2,274 | 10,432 | 70,650 | Bhiwandi-Nizampur | |
| 1.3 | वसई | 856 | 1,216 | 452 | 53 | 1,721 | 1,843 | 5 | 86 | 344 | 435 | 734 | 5,589 | Vasai | |
| 1.4 | जव्हार | 524 | 271 | 149 | 142 | 562 | 1,045 | .. | 21 | 26 | 47 | 671 | 2,849 | Jawhar | |
| 2 | रायगड | 17,232 | 22,880 | 5,442 | 3,484 | 31,806 | 11,675 | 1 | 429 | 3,389 | 3,819 | 18,401 | 82,933 | Raigad— | |
| 2.1 | पनवेल | 1,328 | 3,697 | 1,447 | 569 | 5,713 | 2,083 | .. | 189 | 264 | 453 | 4,473 | 14,050 | Panvel | |
| 2.2 | खोपोली | 7,681 | 10,676 | 1,426 | 1,021 | 13,123 | 3,180 | 1 | 35 | 1,771 | 1,807 | 5,452 | 31,243 | Khopoli | |
| 2.3 | अलिबाग | 748 | 909 | 593 | 342 | 1,844 | 546 | .. | 51 | 127 | 178 | 989 | 4,305 | Alibag | |
| 2.4 | महाड | 1,678 | 1,360 | 298 | 138 | 1,796 | 1,113 | .. | 20 | 273 | 293 | 2,279 | 7,159 | Mahad | |
| 2.5 | पेण | 1,519 | 1,666 | 466 | 231 | 2,363 | 130 | .. | 2 | 157 | 159 | 2,067 | 7,414 | Pen | |
| 2.6 | रोहा | 191 | 649 | 213 | 237 | 1,099 | 1,041 | .. | 25 | 287 | 312 | 660 | 3,303 | Roha | |
| 2.7 | उरण | 1,871 | 2,632 | 548 | 380 | 3,560 | 849 | .. | 22 | 335 | 357 | 798 | 7,435 | Uran | |
| 2.8 | मुरुड जंजिरा | 907 | 528 | 162 | 9 | 699 | 518 | .. | 19 | 76 | 95 | 885 | 3,104 | Murud Janjira | |
| 2.9 | श्रीवर्धन | 654 | 613 | 116 | 23 | 752 | 410 | .. | 25 | 83 | 108 | 291 | 2,215 | Shriwardhan | |
| 2.10 | माथेरान | 655 | 150 | 173 | 534 | 857 | 629 | .. | 41 | 16 | 57 | 507 | 2,705 | Matheran | |
| 3 | रत्नागिरी | 6,269 | 5,900 | 5,280 | 1,855 | 13,035 | 6,785 | .. | 260 | 1,157 | 1,417 | 6,890 | 34,396 | Ratnagiri— | |
| 3.1 | रत्नागिरी | 1,360 | 1,395 | 4,569 | 1,510 | 7,474 | 4,192 | .. | 181 | 225 | 406 | 2,923 | 16,355 | Ratnagiri | |
| 3.2 | चिपळूण | 2,970 | 2,418 | 410 | 226 | 3,054 | 1,175 | .. | 69 | 589 | 658 | 2,948 | 10,805 | Chiplun | |
| 3.3 | खेड | 937 | 1,066 | 209 | 33 | 1,308 | 822 | .. | 3 | 155 | 158 | 480 | 3,705 | Khed | |
| 3.4 | राजापूर | 1,002 | 1,021 | 92 | 86 | 1,199 | 596 | .. | 7 | 188 | 195 | 539 | 3,531 | Rajapur | |

| | | | | | | | | | | | | | | | | |
|------|----------------|----|----|--------|--------|--------|-------|--------|--------|-------|-------|-------|--------|--------|----------|-------------------|
| 4. | सिधुदुर्ग | .. | .. | 3,294 | 3,432 | 566 | 218 | 4,216 | 1,683 | .. | 110 | 1,447 | 1,557 | 3,218 | 13,968 | Sindhudurg— |
| 4.1 | मालवण | .. | .. | 2,273 | 1,121 | 236 | 27 | 1,384 | 819 | .. | 28 | 264 | 292 | 2,446 | 7,214 | Malwan |
| 4.2 | वेंगुर्ला | .. | .. | 237 | 695 | 112 | 171 | 978 | .. | .. | 29 | 1,003 | 1,032 | 125 | 2,373 | Vengurla |
| 4.3 | सावंतवाडी | .. | .. | 784 | 1,616 | 218 | 20 | 1,854 | 864 | .. | 53 | 180 | 233 | 647 | 4,381 | Sawantwadi |
| 5. | नाशिक | .. | .. | 8,222 | 33,880 | 4,724 | 2,518 | 41,122 | 31,960 | 1,983 | 550 | 7,559 | 10,092 | 14,346 | 1,05,742 | Nashik— |
| 5.1 | मालेगाव | .. | .. | 3,944 | 25,738 | 2,331 | 392 | 28,461 | 20,914 | .. | 95 | 3,300 | 3,395 | 8,295 | 65,009 | Malegaon |
| 5.2 | मनमाड | .. | .. | 826 | 2,480 | 440 | 629 | 3,555 | 5,784 | 36 | 152 | 1,000 | 1,188 | 3,603 | 14,956 | Manmad |
| 5.3 | इगतपुरी | .. | .. | 1,063 | 652 | 293 | 43 | 988 | 971 | 15 | 104 | 147 | 266 | 553 | 3,841 | Igatpuri |
| 5.4 | नांदगाव | .. | .. | 313 | 641 | 223 | 153 | 1,017 | .. | 1,929 | 3 | 511 | 2,443 | .. | 3,773 | Nandgaon |
| 5.5 | सिन्नर | .. | .. | 350 | 1,033 | 259 | 323 | 1,615 | 944 | .. | .. | 298 | 298 | 885 | 4,092 | Sinnar |
| 5.6 | येवला | .. | .. | 182 | 1,357 | 523 | 445 | 2,325 | 1,801 | .. | 37 | 1,789 | 1,826 | .. | 6,134 | Yeola |
| 5.7 | त्रिंबक | .. | .. | 380 | 100 | 39 | 55 | 194 | 429 | .. | 26 | 39 | 65 | 116 | 1,184 | Trimbak |
| 5.8 | भागुर | .. | .. | 732 | 321 | 133 | 130 | 584 | 353 | 3 | 38 | 88 | 129 | 331 | 2,129 | Bhagur |
| 5.9 | सटाणा | .. | .. | 432 | 1,558 | 477 | 348 | 2,383 | 764 | .. | 95 | 387 | 482 | 563 | 4,624 | Satana |
| 6. | धुळे | .. | .. | 13,576 | 19,447 | 7,361 | 4,829 | 31,637 | 18,039 | 102 | 1,370 | 3,736 | 5,208 | 30,384 | 98,844 | Dhule— |
| 6.1 | धुळे | .. | .. | 8,909 | 10,457 | 5,013 | 2,111 | 17,581 | 8,022 | 6 | 521 | 1,658 | 2,185 | 18,968 | 55,665 | Dhule |
| 6.2 | नंदुरबार | .. | .. | 1,290 | 3,959 | 722 | 1,079 | 5,760 | 5,048 | .. | 243 | 1,255 | 1,498 | 4,744 | 18,340 | Nandurbar |
| 6.3 | शिरपूर वखेड | .. | .. | 858 | 1,405 | 478 | 395 | 2,278 | 1,017 | 54 | 272 | 221 | 547 | 1,407 | 6,107 | Shirpur Varwade |
| 6.4 | तळोदा | .. | .. | 133 | 348 | 252 | 159 | 759 | 664 | .. | 44 | 25 | 69 | 699 | 2,324 | Taloda |
| 6.5 | शहादा | .. | .. | 1,241 | 1,357 | 368 | 682 | 2,407 | 1,844 | 41 | 19 | 275 | 335 | 2,804 | 8,631 | Shahada |
| 6.6 | दोंडाईचा वरवडे | .. | .. | 977 | 1,569 | 351 | 214 | 2,134 | 1,038 | 1 | 271 | 136 | 408 | 1,619 | 6,176 | Dondaicha Varwade |
| 6.7 | नवापूर | .. | .. | 168 | 352 | 177 | 189 | 718 | 406 | .. | .. | 166 | 166 | 143 | 1,601 | Nawapur |
| 7. | जळगाव | .. | .. | 12,288 | 32,572 | 12,013 | 8,657 | 53,242 | 44,576 | 404 | 1,961 | 9,563 | 11,928 | 35,279 | 1,57,313 | Jalgaon — |
| 7.1 | जळगाव | .. | .. | 1,939 | 11,348 | 5,793 | 2,791 | 19,932 | 13,347 | .. | 210 | 4,733 | 4,943 | 4,570 | 44,731 | Jalgaon |
| 7.2 | भुसावळ | .. | .. | 1,202 | 2,933 | 1,958 | 2,337 | 7,228 | 9,550 | 133 | 379 | 1,877 | 2,389 | 4,615 | 24,984 | Bhusaval |
| 7.3 | अमळनेर | .. | .. | 1,823 | 5,950 | 704 | 697 | 7,351 | 7,434 | .. | 233 | 234 | 467 | 14,714 | 31,789 | Amalner |
| 7.4 | चालीसगाव | .. | .. | 2,821 | 3,253 | 979 | 892 | 5,124 | 5,006 | .. | 502 | 445 | 947 | 1,723 | 15,621 | Chalisgaon |
| 7.5 | चोपडा | .. | .. | 312 | 1,269 | 591 | 271 | 2,131 | 1,249 | 6 | 41 | 505 | 552 | 466 | 5,210 | Chopda |
| 7.6 | पाचोरा | .. | .. | 911 | 2,882 | 426 | 74 | 3,382 | 1,543 | .. | 14 | 565 | 579 | 3,127 | 9,542 | Pachora |
| 7.7 | फैझपूर | .. | .. | 220 | 469 | 179 | 204 | 852 | 981 | 178 | 62 | 107 | 347 | 451 | 2,851 | Faizpur |
| 7.8 | यावल | .. | .. | 396 | 742 | 198 | 333 | 1,273 | 790 | 43 | 35 | 147 | 225 | 421 | 3,105 | Yawal |
| 7.9 | रावेर | .. | .. | 879 | 1,095 | 272 | 274 | 1,641 | 1,005 | .. | 145 | 133 | 278 | 1,456 | 5,259 | Raver |
| 7.10 | सावडा | .. | .. | 466 | 682 | 206 | 198 | 1,086 | 1,213 | 40 | 58 | 351 | 449 | 1,628 | 4,842 | Savada |
| 7.11 | परोला | .. | .. | 721 | 1,153 | 343 | 4 | 1,500 | 777 | 4 | 115 | 131 | 250 | 790 | 4,038 | Parola |
| 7.12 | धरणगाव | .. | .. | 369 | 498 | 192 | 359 | 1,049 | 1,185 | .. | 115 | 163 | 278 | 495 | 3,376 | Dharangaon |
| 7.13 | एरंडोल | .. | .. | 229 | 298 | 172 | 223 | 693 | 496 | .. | 52 | 172 | 224 | 323 | 1,965 | Erandol |
| 8. | अहमदनगर | .. | .. | 7,764 | 32,834 | 7,571 | 4,282 | 44,687 | 28,949 | 180 | 848 | 5,892 | 6,920 | 28,221 | 1,16,541 | Ahmednagar— |
| 8.1 | अहमदनगर | .. | .. | 1,691 | 23,663 | 4,557 | 2,048 | 3,268 | 14,621 | .. | 467 | 3,767 | 4,234 | 20,273 | 71,087 | Ahmednagar |
| 8.2 | श्रीरामपूर | .. | .. | 1,551 | 3,372 | 1,251 | 465 | 5,088 | 4,942 | 20 | 126 | 958 | 1,104 | 2,132 | 14,817 | Shrirampur |
| 8.3 | संगमनेर | .. | .. | 2,411 | 2,719 | 555 | 594 | 3,868 | 4,156 | 13 | 28 | 496 | 537 | 1,089 | 12,061 | Sangamner |
| 8.4 | कोपरगाव | .. | .. | 276 | 2,132 | 665 | 779 | 3,576 | 2,162 | .. | 215 | 589 | 804 | 4,659 | 12,477 | Kopergaon |
| 8.5 | राहुरी | .. | .. | 763 | 913 | 483 | 383 | 1,779 | 2,913 | 89 | 12 | 54 | 155 | .. | 5,610 | Rahurj |
| 8.6 | देवळाली प्रवरा | .. | .. | 72 | 35 | 60 | 13 | 108 | 1 55 | 58 | .. | 28 | 86 | 68 | 489 | Deolali Pravara |

तबला क्रमांक/TABLE No. 31.3-B (19.2)—contd.

| (1) | (2) | (3) | (4) | (5) | (6) | (7) | (8) | (9) | (10) | (11) | (12) | (13) | (14) | (2) |
|------|---------------|--------|--------|-------|--------|--------|--------|-----|------|-------|-------|--------|----------|------------------|
| 9. | पुणे | 16,704 | 12,526 | 5,490 | 2,668 | 20,684 | 12,946 | 206 | 756 | 7,599 | 8,561 | 13,197 | 72,092 | Pune— |
| 9.1 | बारामती | 4,410 | 3,207 | 900 | 688 | 4,795 | 1,953 | 193 | 513 | 2,441 | 3,147 | 4,855 | 19,160 | Baramati |
| 9.2 | लोणावळा | 4,708 | 2,810 | 1,979 | 568 | 5,357 | 3,207 | 9 | 20 | 1,022 | 1,051 | 1,605 | 15,928 | Lonavala |
| 9.3 | सासवड | 1,011 | 2,163 | 234 | 262 | 1,659 | 786 | 4 | 1 | 206 | 211 | 1,680 | 5,347 | Saswad |
| 9.4 | जेजूरी | 110 | 246 | 53 | 105 | 404 | 461 | .. | 24 | 410 | 434 | .. | 1,409 | Jejuri |
| 9.5 | हंदापूर | 204 | 302 | 133 | 195 | 630 | 539 | .. | 40 | 265 | 305 | 328 | 2,006 | Indapur |
| 9.6 | सिरूर | 2,468 | 1,058 | 367 | 192 | 1,617 | 544 | .. | 47 | 425 | 472 | 144 | 5,245 | Sirur |
| 9.7 | आळंदी | 435 | 218 | 177 | 86 | 481 | 867 | .. | 97 | 58 | 155 | 1,024 | 2,963 | Alandi |
| 9.8 | जुन्नर | 364 | 1,071 | 468 | 30 | 1,569 | 1,525 | .. | 5 | 108 | 113 | 1,413 | 4,983 | Junner |
| 9.9 | भोर | 205 | 516 | 220 | 143 | 879 | 1,235 | .. | 2 | 760 | 762 | 449 | 3,530 | Bhor |
| 9.10 | दौंड | 1,385 | 799 | 255 | 144 | 1,198 | 710 | .. | 3 | 1,673 | 1,676 | .. | 4,969 | Daund |
| 9.11 | तळेगाव दासाडे | 1,404 | 1,136 | 704 | 255 | 2,095 | 1,119 | .. | 4 | 231 | 235 | 1,699 | 6,552 | Talegaon Dabhade |
| 10. | सातारा | 5,487 | 14,818 | 5,842 | 54,916 | 25,576 | 21,776 | 59 | 378 | 5,303 | 5,740 | 21,635 | 80,214 | Satara— |
| 10.1 | सातारा | 657 | 5,485 | 2,501 | 1,707 | 9,693 | 10,265 | .. | 118 | 1,475 | 1,593 | 11,846 | 34,054 | Satara |
| 10.2 | कराड | 1,103 | 4,669 | 1,146 | 903 | 6,718 | 6,517 | 56 | 56 | 720 | 832 | 5,408 | 20,578 | Karad |
| 10.3 | फलटण | 972 | 1,846 | 538 | 374 | 2,758 | 2,083 | .. | 41 | 450 | 491 | 2,925 | 9,229 | Phaltan |
| 10.4 | रहिमतपूर | 157 | 167 | 110 | 122 | 399 | 244 | 3 | .. | 12 | 15 | 148 | 963 | Rahimatpur |
| 10.5 | म्हसवड | 370 | 503 | 102 | 97 | 702 | 162 | .. | 7 | 177 | 184 | 79 | 1,497 | Mhaswad |
| 10.6 | वाई | 440 | 1,075 | 940 | 32 | 2,047 | 1,584 | .. | 19 | 237 | 256 | .. | 4,327 | Wai |
| 10.7 | पंचगणी | 1,148 | 355 | 255 | 503 | 1,113 | 921 | .. | 51 | 98 | 149 | .. | 3,331 | Panchagani |
| 10.8 | महाबळेश्वर | 640 | 718 | 250 | 1,178 | 2,146 | .. | .. | 86 | 2,134 | 2,220 | 1,229 | 6,235 | Mahabaleshwar |
| 11. | सांगली | 19,623 | 23,926 | 7,540 | 8,097 | 39,563 | 29,565 | 553 | 355 | 4,812 | 5,720 | 17,491 | 1,11,962 | Sangli— |
| 11.1 | सांगली | 14,451 | 14,790 | 4,727 | 4,796 | 24,313 | 15,043 | .. | .. | 3,065 | 3,065 | 12,390 | 69,262 | Sangli |
| 11.2 | मिरज | 2,689 | 5,476 | 1,732 | 2,038 | 9,246 | 8,288 | 468 | 24 | 1,108 | 1,600 | 2,331 | 24,154 | Miraj |
| 11.3 | इस्लामपूर | 1,144 | 1,537 | 383 | 424 | 2,344 | 2,304 | .. | 20 | 295 | 315 | 919 | 7,026 | Islampur |
| 11.4 | तासगाव | 618 | 1,064 | 288 | 308 | 1,660 | 1,976 | .. | 72 | 124 | 196 | 766 | 5,216 | Tasgaon |
| 11.5 | आष्टा | 70 | 309 | 142 | 208 | 659 | 612 | .. | 28 | 26 | 54 | 378 | 1,773 | Ashta |
| 11.6 | विटा | 651 | 750 | 268 | 323 | 1,341 | 1,342 | 85 | 211 | 194 | 490 | 707 | 4,531 | Vita |
| 12. | सोलापूर | 12,653 | 14,261 | 3,507 | 2,964 | 20,732 | 21,397 | 57 | 466 | 3,429 | 3,952 | 17,426 | 76,160 | Solapur— |
| 12.1 | बारशी | 4,673 | 4,417 | 1,276 | 1,051 | 6,744 | 5,699 | .. | 26 | 672 | 698 | 3,334 | 21,148 | Barshi |
| 12.2 | पंढरपूर | 4,365 | 4,337 | 914 | 1,262 | 6,513 | 7,667 | 14 | 49 | 1,821 | 1,884 | 10,676 | 31,105 | Pandharpur |
| 12.3 | करमाळा | 675 | 1,037 | 198 | 82 | 1,317 | 1,120 | .. | 149 | 32 | 181 | 287 | 3,580 | Karmala |
| 12.4 | संगोला | 788 | 788 | 169 | 162 | 1,119 | 707 | .. | 6 | 193 | 199 | 243 | 3,055 | Sangola |
| 12.5 | अक्कलकोट | 1,535 | 1,947 | 195 | 102 | 2,244 | 3,374 | .. | 2 | 376 | 378 | 1,280 | 8,811 | Akkalkot |
| 12.6 | मंगळवेढा | 252 | 547 | 200 | 192 | 939 | 1,331 | .. | 164 | 79 | 243 | 232 | 2,997 | Mangalwedha |
| 12.7 | मैदर्गी | 119 | 227 | 64 | 22 | 309 | 328 | .. | 12 | 142 | 154 | 272 | 1,182 | Maindargi |
| 12.8 | दुधनी | 91 | 358 | 47 | 91 | 496 | 363 | 1 | 1 | 88 | 90 | .. | 1,040 | Dudhani |
| 12.9 | कुर्डुवाडी | 155 | 607 | 444 | .. | 1,051 | 808 | 42 | 57 | 26 | 125 | 1,103 | 3,242 | Kurduwadi |

| | | | | | | | | | | | | | |
|------------------|--------|--------|-------|-------|--------|-------|----|-------|-------|-------|--------|----------|-----------------|
| 13. कोल्हापूर | 35,664 | 40,267 | 4,556 | 2,812 | 47,635 | 9,165 | 36 | 1,410 | 4,468 | 5,914 | 49,991 | 1,48,369 | Kolhapur— |
| 13.1 इचलकरंजी | 31,484 | 34,675 | 2,847 | 2,017 | 39,539 | 909 | 33 | 902 | 3,615 | 4,550 | 46,874 | 1,23,356 | Ichalkaranji |
| 13.2 जयसिंगपूर | 509 | 1,524 | 760 | 23 | 2,307 | 2,986 | 3 | 71 | 65 | 139 | 800 | 6,741 | Malkapur |
| 13.3 मलकापूर | 286 | 272 | 4 | 31 | 367 | 243 | .. | 5 | 113 | 118 | .. | 1,014 | Jaysingpur |
| 13.4 मुरगुड | 173 | 301 | 86 | 38 | 425 | 350 | .. | 69 | 24 | 93 | 84 | 1,125 | Murgud |
| 13.5 वडगाव | 302 | 709 | 105 | 106 | 920 | 683 | .. | 143 | 39 | 182 | 747 | 2,734 | Wadgaon |
| 13.6 गडाहिंगलज | 1,749 | 1,398 | 373 | 248 | 2,019 | 2,379 | .. | 38 | 316 | 354 | 554 | 7,055 | Gadhinglaj |
| 13.7 कुरुंदवाड | 444 | 588 | 134 | 33 | 755 | 640 | .. | 170 | 83 | 253 | 419 | 2,511 | Kurundwad |
| 13.8 कागल | 222 | 757 | 141 | 221 | 1,149 | 614 | .. | 12 | 141 | 153 | 328 | 2,436 | Kagal |
| 13.9 पन्हाळा | 495 | 43 | 46 | 95 | 184 | 361 | .. | .. | 72 | 72 | 185 | 1,297 | Panhala |
| 14. औरंगाबाद | 2,045 | 2,947 | 626 | 551 | 4,124 | 2,021 | 7 | 115 | 388 | 510 | 1,092 | 9,792 | Aurangabad— |
| 14.1 कन्नड | 274 | 686 | 149 | 15 | 850 | 570 | 5 | 21 | 75 | 101 | .. | 1,795 | Kannad |
| 14.2 पेंठण | 706 | 697 | 201 | 164 | 1,062 | 259 | .. | 36 | 79 | 115 | .. | 2,142 | Paithan |
| 14.3 वैजापूर | 650 | 1,122 | 151 | 245 | 1,518 | 663 | 2 | 1 | 174 | 177 | 1,084 | 4,092 | Vaijapur |
| 14.4 गंगापूर | 112 | 308 | 54 | 114 | 476 | 358 | .. | 52 | 27 | 79 | .. | 1,025 | Gangapur |
| 14.5 खुल्दाबाद | 303 | 134 | 71 | 13 | 218 | 171 | .. | 5 | 33 | 38 | 8 | 738 | Khuldabad |
| 15. जालना | 6,208 | 10,044 | 1,687 | 341 | 12,072 | 6,826 | 4 | 65 | 3,573 | 3,642 | 2,832 | 31,580 | Jalna— |
| 15.1 जालना | 5,381 | 8,952 | 1,467 | 85 | 10,504 | 5,500 | .. | 58 | 3,190 | 3,248 | 2,832 | 27,465 | Jalna |
| 15.2 अंबड | 502 | 459 | 117 | 36 | 612 | 531 | 2 | 2 | 288 | 292 | .. | 1,937 | Ambad |
| 15.3 भोकरदन | 179 | 157 | 57 | 98 | 312 | 110 | .. | 1 | 15 | 16 | .. | 617 | Bhokardan |
| 15.4 परतुर | 146 | 476 | 46 | 122 | 644 | 685 | 2 | 4 | 80 | 86 | .. | 1,561 | Partur |
| 16. परभणी | 6,775 | 13,102 | 4,680 | 2,935 | 20,717 | 8,534 | 18 | 1,528 | 2,935 | 4,481 | 2,698 | 43,205 | Parbhani— |
| 16.1 परभणी | 496 | 4,360 | 2,407 | 1,182 | 7,949 | 2,805 | .. | 985 | 41 | 1,026 | 2,698 | 13,650 | Parbhani |
| 16.2 हिंगोली | 3,028 | 2,299 | 247 | 68 | 2,614 | 1,245 | 2 | 47 | 770 | 819 | 873 | 8,579 | Hingoli |
| 16.3 मानवत | 141 | 1,218 | 349 | 58 | 1,625 | 688 | .. | 5 | 29 | 34 | 402 | 2,890 | Manwat |
| 16.4 बसमतनगर | 618 | 848 | 599 | 48 | 1,495 | 81 | .. | 29 | 148 | 177 | .. | 3,071 | Basmatnagar |
| 16.5 सोनेपेठ | 127 | 150 | 61 | 85 | 296 | 171 | .. | 27 | 94 | 121 | .. | 715 | Sonepeth |
| 16.6 पुर्णा | 464 | 488 | 83 | 59 | 630 | 530 | 10 | 95 | 660 | 765 | .. | 2,389 | Purna |
| 16.7 ककमनुरी | 293 | 441 | 62 | 221 | 724 | 220 | 3 | 7 | 100 | 110 | .. | 1,347 | Kalmanuri |
| 16.8 गंगाखेड | 324 | 652 | 319 | 423 | 1,394 | 397 | .. | 6 | .. | 6 | .. | 2,121 | Gangakhed |
| 16.9 सैलू | 809 | 1,415 | 253 | 259 | 1,927 | 999 | .. | 1 | 1,063 | 1,064 | .. | 4,799 | Sailu |
| 16.10 जितूर | 389 | 758 | 165 | 222 | 1,145 | 431 | 3 | 274 | 5 | 282 | 49 | 2,296 | Jintur |
| 16.11 पाथरी | 86 | 473 | 135 | 310 | 918 | 267 | .. | 52 | 25 | 77 | .. | 1,348 | Pathari |
| 17. बीड | 6,092 | 7,437 | 1,421 | 2,780 | 11,638 | 7,431 | 8 | 1,158 | 1,752 | 2,918 | 1,568 | 29,647 | Beed— |
| 17.1 बीड | 2,829 | 3,075 | 458 | 2,439 | 5972 | 2,658 | .. | 3 | 135 | 138 | 110 | 11,707 | Beed |
| 17.2 आंबेजोगाई | 541 | 724 | 124 | 67 | 915 | 1,522 | 2 | 2 | 829 | 833 | .. | 3,811 | Ambe jogai |
| 17.3 परळी वैजनाथ | 1,403 | 2,082 | 576 | 94 | 2,752 | 1,327 | .. | 1,152 | 146 | 1,298 | 679 | 7,459 | Parli Vaijanath |
| 17.4 मांजलेबास | 898 | 653 | 151 | 83 | 887 | 712 | 1 | 1 | 255 | 257 | 84 | 2,838 | Manjalegaon |
| 17.5 नेवराई | 146 | 604 | 95 | 53 | 752 | 830 | 5 | .. | 275 | 280 | 695 | 2,703 | Georai |
| 17.6 धारूर | 275 | 299 | 17 | 44 | 360 | 382 | .. | .. | 112 | 112 | .. | 1,129 | Dharur |

तपता क्रमांक/TABLE No. 31.3-B (19.2)—contd.

| (1) | (2) | (3) | (4) | (5) | (6) | (7) | (8) | (9) | (10) | (11) | (12) | (13) | (14) | (2) |
|-------|--------------|-------|--------|-------|-------|--------|--------|-----|-------|-------|-------|--------|--------|---------------|
| 18. | नांदेड | 5,850 | 17,779 | 2,860 | 4,237 | 24,876 | 15,389 | 4 | 202 | 7,246 | 7,452 | 3,332 | 56,899 | Nanded— |
| 18.1 | नांदेड | 1,319 | 13,780 | 2,250 | 3,495 | 19,525 | 9,919 | .. | 6 | 6,047 | 6,053 | 1,502 | 38,318 | Nanded |
| 18.2 | बिलोली | 133 | 255 | 54 | 65 | 374 | 383 | .. | @ | 27 | 27 | .. | 917 | Biloli |
| 18.3 | उन्नी | 546 | 176 | 66 | 101 | 343 | 309 | 3 | 7 | 10 | 20 | .. | 1,218 | Umari |
| 18.4 | मुद्देड | 67 | 97 | 65 | 130 | 282 | 388 | .. | 10 | 29 | 39 | 18 | 804 | Mudkhed |
| 18.5 | कंधार | 261 | 535 | 98 | 18 | 651 | 637 | .. | 4 | 183 | 187 | 25 | 1,761 | Kandhar |
| 18.6 | नांदगाव | 572 | 317 | 59 | 14 | 390 | 392 | .. | .. | 135 | 135 | 29 | 1,518 | Hadgaon |
| 18.7 | धर्माबाद | 546 | 474 | 78 | 35 | 587 | 1,013 | .. | 140 | 70 | 210 | 642 | 2,998 | Dharmabad |
| 18.8 | देगलूर | 981 | 979 | 62 | 52 | 1,093 | 1,151 | 1 | 19 | 255 | 275 | 61 | 3,561 | Deglur |
| 18.9 | कुंडलवाडी | 82 | 121 | 15 | 37 | 173 | 337 | .. | @ | 10 | 10 | @ | 602 | Kundalwadi |
| 18.10 | मुद्देड | 252 | 471 | 30 | 117 | 618 | 361 | .. | 7 | 26 | 33 | .. | 1,264 | Mukhed |
| 18.11 | किनवट | 1,091 | 574 | 83 | 173 | 830 | 499 | .. | 9 | 454 | 463 | 1,055 | 3,938 | Kinwat |
| 19. | उस्मानाबाद | 3,512 | 4,281 | 1,251 | 694 | 4,226 | 4,384 | 16 | 1,572 | 2,201 | 3,789 | 1,721 | 19,632 | Osmanabad— |
| 19.1 | उस्मानाबाद | 895 | 1,986 | 519 | 156 | 2,661 | 902 | 3 | 1,403 | 190 | 1,596 | 513 | 6,567 | Osmanabad |
| 19.2 | तुळजापूर | 549 | 642 | 208 | 135 | 985 | 1,875 | .. | 97 | 548 | 645 | .. | 4,054 | Tuljapur |
| 19.3 | उमरगा | 387 | 102 | 139 | 9 | 250 | 308 | .. | 12 | 65 | 77 | 555 | 1,577 | Omerga |
| 19.4 | परंडा | 243 | 188 | 86 | 72 | 346 | 424 | 3 | 40 | 604 | 647 | .. | 1,660 | Paranda |
| 19.5 | भूम | 159 | 274 | 45 | 192 | 511 | 332 | 10 | .. | 91 | 101 | .. | 1,103 | Bhoom |
| 19.6 | मुरुम | 206 | 171 | 69 | 94 | 334 | 138 | .. | 5 | 84 | 89 | .. | 767 | Murum |
| 19.7 | नवदुर्ग | 161 | 149 | 105 | .. | 254 | 254 | .. | 5 | 8 | 13 | .. | 682 | Naldurg |
| 19.8 | कळंब | 912 | 769 | 80 | 36 | 885 | 151 | .. | 10 | 611 | 621 | 653 | 3,222 | Kallam |
| 20. | लातूर | 8,213 | 13,314 | 2,760 | 2,156 | 18,230 | 6,865 | 169 | 47 | 1,608 | 1,824 | 5,748 | 40,880 | Latur— |
| 20.1 | लातूर | 6,562 | 9,128 | 1,885 | 1,779 | 12,792 | 4,462 | 156 | 8 | 822 | 986 | 4,289 | 29,091 | Latur |
| 20.2 | उद्गीर | 603 | 2,937 | 497 | 104 | 3,538 | 1,400 | .. | 17 | 717 | 734 | 1,182 | 7,457 | Udgir |
| 20.3 | अहमदपूर | 135 | 386 | 163 | 22 | 571 | 381 | .. | .. | 10 | 1 | .. | 1,108 | Ahmedpur |
| 20.4 | निलंगा | 373 | 508 | 102 | 172 | 782 | 302 | 13 | 6 | 37 | 56 | .. | 1,513 | Nilanga |
| 20.5 | औसा | 540 | 355 | 113 | 79 | 547 | 320 | .. | 5 | 22 | 27 | 277 | 1,711 | Ausa |
| 21. | बुलढाणा | 2,184 | 12,748 | 3,537 | 1,920 | 18,205 | 20,913 | 174 | 800 | 4,178 | 5,152 | 18,522 | 64,976 | Buldana— |
| 21.1 | बुलढाणा | 187 | 1,052 | 594 | 514 | 2,160 | 2,626 | .. | 534 | 39 | 573 | 194 | 5,740 | Buldana |
| 21.2 | खामगाव | 368 | 4,114 | 1,008 | 154 | 5,276 | 4,606 | 7 | 41 | 2,718 | 2,766 | 16,549 | 29,565 | Khamgaon |
| 21.3 | मलकापूर | 17 | 3,055 | 423 | 366 | 3,844 | 3,084 | 45 | 5 | 348 | 398 | 22 | 7,365 | Malkapur |
| 21.4 | शेगाव | 434 | 784 | 269 | 57 | 1,110 | 2,298 | 45 | 3 | 561 | 609 | 273 | 4,724 | Shegaon |
| 21.5 | जळगाव-जामोद | 86 | 335 | 104 | 85 | 524 | 733 | @ | 18 | 11 | 29 | 117 | 1,489 | Jalgaon-Jamod |
| 21.6 | मेहकर | 246 | 874 | 475 | 378 | 1,727 | 1,618 | 2 | 22 | 67 | 91 | 436 | 4,118 | Mehkar |
| 21.7 | नंदुरा | 306 | 809 | 273 | 20 | 1,102 | 1,901 | .. | 18 | 211 | 229 | 45 | 3,583 | Nandura |
| 21.8 | चिखली | 70 | 1,092 | 279 | 214 | 1,585 | 2,408 | 73 | 158 | 28 | 259 | 346 | 4,668 | Chikhali |
| 21.9 | देऊलगाव राजा | 470 | 633 | 112 | 132 | 877 | 1,639 | 2 | 1 | 195 | 198 | 540 | 3,724 | Deulgaon-Raja |

| | | | | | | | | | | | | | | |
|-------|---------------|--------|--------|-------|-------|--------|--------|----|-------|-------|-------|--------|----------|-----------------|
| 22. | अकोला | 12,573 | 24,432 | 8,052 | 2,344 | 34,828 | 40,502 | 71 | 554 | 5,377 | 6,002 | 49,135 | 1,43,040 | Akola— |
| 22.1 | अकोला | 9,488 | 15,656 | 4,975 | 1,458 | 22,089 | 24,686 | 29 | 329 | 4,370 | 4,728 | 39,274 | 1,00,265 | Akola |
| 22.2 | अकोट | 656 | 2,110 | 278 | 162 | 2,550 | 3,357 | @ | 4 | 173 | 177 | 1,425 | 8,165 | Akot |
| 22.3 | कारंजा | 771 | 1,944 | 414 | 149 | 2,507 | 2,747 | 28 | 18 | 51 | 97 | 3,140 | 9,262 | Karanja |
| 22.4 | वाशिम | 44 | 1,843 | 1,091 | 10 | 2,944 | 2,444 | 4 | 131 | 154 | 289 | 2,749 | 8,470 | Washim |
| 22.5 | मुक्तिबापूर | 164 | 1,100 | 275 | 376 | 1,751 | 1,852 | 10 | 3 | 73 | 86 | 603 | 4,456 | Murtizapur |
| 22.6 | बाळापूर | 56 | 362 | 580 | 104 | 1,046 | 1,375 | .. | 40 | 252 | 292 | 25 | 2,794 | Balapur |
| 22.7 | तेल्हारा | 143 | 528 | 219 | 44 | 791 | 1,122 | @ | 7 | 290 | 297 | 100 | 2,453 | Telhara |
| 22.8 | पातुर | 544 | 212 | 51 | 30 | 283 | 1,121 | @ | 5 | 8 | 13 | 341 | 2,302 | Patur |
| 22.9 | मंगरूपीर | 707 | 677 | 169 | 21 | 867 | 1,798 | .. | 17 | 6 | 23 | 1,478 | 4,873 | Mangrupir |
| 23. | अमरावती | 2,896 | 9,948 | 2,404 | 869 | 13,221 | 15,450 | 36 | 353 | 2,368 | 2,757 | 1,521 | 35,845 | Amravati— |
| 23.1 | आचलपूर | 933 | 3,848 | 579 | 27 | 4,454 | 3,620 | 16 | 88 | 932 | 1,036 | .. | 10,043 | Achalpur |
| 23.2 | अंजनगाव सुरजी | 249 | 1,083 | 260 | 185 | 1,528 | 2,097 | 1 | 2 | 404 | 407 | 4 | 4,285 | Anjangaon Surji |
| 23.3 | मोशी | 351 | 547 | 225 | 71 | 843 | 1,097 | .. | 31 | 28 | 59 | 421 | 2,771 | Morshi |
| 23.4 | वरुड | 664 | 1,105 | 287 | 121 | 1,513 | 1,585 | 3 | 21 | 256 | 280 | 560 | 4,602 | Warud |
| 23.5 | दर्यापूर | 196 | 1,023 | 526 | 36 | 1,585 | 1,893 | .. | 10 | 121 | 131 | 134 | 3,939 | Daryapur |
| 23.6 | चांदूर रेल्वे | 115 | 360 | 120 | 105 | 585 | 854 | .. | 16 | 110 | 126 | 57 | 1,737 | Chandur Rly. |
| 23.7 | चांदूर बझार | 79 | 615 | 72 | 24 | 711 | 976 | 14 | 113 | 141 | 268 | 180 | 2,214 | Chandur Bazar |
| 23.8 | धामणगाव | 56 | 1,140 | 136 | 166 | 1,442 | 1,636 | @ | 10 | 70 | 80 | .. | 3,214 | Dhamangaon |
| 23.9 | शेंदुरजना | 35 | 197 | 112 | 122 | 431 | 1,091 | 2 | 44 | 78 | 124 | 148 | 1,829 | Shendurjana |
| 23.10 | चिखलदरा | 218 | 30 | 87 | 12 | 129 | 601 | .. | 18 | 228 | 246 | 17 | 1,211 | Chikhaldra |
| 24. | यवतमाळ | 3,674 | 11,555 | 2,758 | 7,074 | 21,387 | 16,152 | 29 | 1,053 | 2,000 | 3,082 | 5,825 | 50,120 | Yavatmal— |
| 24.1 | यवतमाळ | 1,614 | 2,172 | 1,220 | 4,627 | 8,019 | 3,569 | 12 | 423 | 42 | 477 | 1,968 | 15,647 | Yavatmal |
| 24.2 | वणी | 56 | 2,443 | .. | 568 | 3,011 | 1,604 | 5 | 115 | 959 | 1,079 | 36 | 5,786 | Wani |
| 24.3 | पुसद | 488 | 1,962 | 452 | 859 | 3,273 | 3,106 | 9 | 324 | 307 | 640 | 532 | 8,039 | Pusad |
| 24.4 | दिग्रस | 410 | 1,436 | 354 | 150 | 1,940 | 2,147 | .. | 116 | 73 | 189 | 1,808 | 6,494 | Digras |
| 24.5 | दारव्हा | 64 | 781 | 192 | 101 | 1,074 | 1,236 | .. | 17 | 256 | 273 | 169 | 2,816 | Darvha |
| 24.6 | पांढरकवडा | 130 | 799 | 184 | 146 | 1,129 | 1,306 | .. | 23 | 116 | 139 | 345 | 3,049 | Pandharkawada |
| 24.7 | उमरखेड | 271 | 1,386 | 255 | 423 | 2,064 | 2,237 | 3 | 17 | 202 | 222 | 724 | 5,518 | Umerkhed |
| 24.8 | घटंजी | 641 | 576 | 101 | 200 | 877 | 947 | .. | 18 | 45 | 63 | 243 | 2,771 | Ghatanji |
| 25. | वर्धा | 1,607 | 10,168 | 4,358 | 994 | 15,520 | 17,696 | 16 | 580 | 2,443 | 3,019 | 4,224 | 41,566 | Wardha— |
| 25.1 | वर्धा | 291 | 4,156 | 2,839 | 15 | 7,010 | 5,782 | .. | 250 | 1,898 | 2,148 | 540 | 15,771 | Wardha |
| 25.2 | हिंगणघाट | 408 | 2,871 | 717 | 81 | 3,669 | 4,292 | .. | 59 | 85 | 144 | 3,370 | 11,883 | Hinganghat |
| 25.3 | आर्वी | 118 | 1,238 | 258 | 221 | 1,717 | 3,231 | .. | 122 | 30 | 152 | .. | 5,218 | Arvi |
| 25.4 | पुलगाव | 119 | 1,270 | 417 | 512 | 2,199 | 1,924 | 6 | 37 | 316 | 359 | 61 | 4,662 | Pulgaon |
| 25.5 | देवली | 537 | 318 | 60 | 88 | 466 | 602 | 3 | 91 | 72 | 166 | 144 | 1,915 | Deoli |
| 25.6 | सिंदी | 134 | 315 | 67 | 77 | 459 | 1,365 | 7 | 1 | 42 | 50 | 109 | 2,117 | Sindi |
| 26. | नागपूर | 4,668 | 7,627 | 2,033 | 1,608 | 11,268 | 17,641 | 98 | 545 | 1,493 | 2,136 | 5,820 | 41,533 | Nagpur— |
| 26.1 | कामठी | 67 | 2,085 | 510 | 781 | 3,376 | 4,486 | 1 | 213 | 12 | 226 | 1,031 | 9,186 | Kamptee |
| 26.2 | उमरेड | 432 | 952 | 611 | 137 | 1,700 | 2,682 | 1 | 35 | 115 | 151 | 799 | 5,764 | Umred |
| 26.3 | राभटेक | 378 | 441 | 108 | 166 | 715 | 1,370 | @ | 1 | 80 | 81 | 392 | 2,936 | Ramtek |
| 26.4 | खापा | 56 | 324 | 64 | 53 | 441 | 1,450 | 12 | @ | 141 | 153 | 33 | 2,133 | Khapa |
| 26.5 | कलमेश्वर | 268 | 805 | 60 | 39 | 904 | 1,043 | 16 | 11 | 353 | 380 | 103 | 2,698 | Kalmeshwar |
| 26.6 | मोवार | 77 | 143 | 55 | 13 | 211 | 727 | 7 | 43 | 45 | 95 | 45 | 1,155 | Mowar |
| 26.7 | सावनेर | 1,680 | 807 | 167 | 137 | 1,111 | 1,190 | 5 | 16 | 313 | 334 | 1,033 | 5,348 | Saoner |
| 26.8 | काटोल | 1,199 | 1,361 | 290 | 202 | 1,853 | 2,006 | 48 | 32 | 102 | 182 | 2,124 | 7,364 | Katol |
| 26.9 | नरखेड | 166 | 584 | 118 | 24 | 726 | 1,636 | 8 | 104 | 280 | 392 | 124 | 3,044 | Narkhed |
| 26.10 | मोहपा | 345 | 125 | 50 | 56 | 231 | 1,051 | .. | 90 | 52 | 142 | 136 | 1,905 | Mohpa |

तबता क्रमांक/TABLE No. 31.3-B (19.2)—contd.

| (1) | (2) | (3) | (4) | (5) | (6) | (7) | (8) | (9) | (10) | (11) | (12) | (13) | (14) | (2) |
|------|----------------------------|----------|-----------|----------|-----------|-----------|----------|-------|--------|----------|----------|-----------|-----------|-------------------------------|
| 27. | भंडारा | 2,557 | 13,176 | 2,330 | 1,747 | 17,253 | 16,851 | 871 | 487 | 2,580 | 3,938 | 4,855 | 45,454 | Bhandara— |
| 27.1 | गोंदिया | 1,053 | 7,487 | 686 | 233 | 8,406 | 7,393 | 817 | 414 | 1,547 | 2,778 | 2,990 | 22,620 | Gondia |
| 27.2 | भंडारा | 1,228 | 2,821 | 858 | 994 | 4,673 | 3,094 | 20 | 1 | 584 | 605 | 1,232 | 10,832 | Bhandara |
| 27.3 | तुमसर | 109 | 1,674 | 472 | 371 | 2,517 | 2,830 | 18 | 43 | 311 | 372 | 87 | 5,915 | Tumsar |
| 27.4 | पावणी | 60 | 453 | 155 | 120 | 728 | 2,130 | 9 | 25 | 32 | 66 | 171 | 3,155 | Pauni |
| 27.5 | तिरोरा | 107 | 741 | 159 | 29 | 929 | 1,404 | 7 | 4 | 106 | 997 | 375 | 2,932 | Tirora |
| 28. | चंद्रपूर | 3,907 | 13,898 | 5,632 | 1,802 | 21,332 | 12,010 | 5 | 329 | 1,552 | 1,886 | 2,083 | 41,218 | Chandrapur— |
| 28.1 | चंद्रपूर | 2,152 | 8,105 | 2,713 | 1,342 | 12,160 | 6,191 | .. | 148 | 500 | 648 | 1,801 | 22,952 | Chandrapur |
| 28.2 | बल्लारपूर | 1,270 | 3,550 | 2,612 | 122 | 6,284 | 3,133 | 5 | 38 | 908 | 951 | 136 | 11,774 | Ballarpur |
| 28.3 | वरोरा | 280 | 1,669 | 227 | 244 | 2,140 | 1,521 | .. | 106 | 94 | 200 | 146 | 4,287 | Warora |
| 28.4 | राजुरा | 205 | 574 | 80 | 94 | 748 | 1,165 | .. | 37 | 50 | 87 | .. | 2,205 | Rajura |
| 29. | गडचिरोली | 453 | 940 | 140 | 93 | 1,173 | 625 | .. | 29 | 20 | 49 | 280 | 2,580 | Gadchiroli— |
| 29.1 | देसाईगंज | 453 | 940 | 140 | 93 | 1,173 | 625 | .. | 29 | 20 | 49 | 280 | 2,580 | Desaiganj |
| | एकूण नगरपरिषदा | 2,40,189 | 4,95,808 | 1,26,111 | 82,839 | 7,04,758 | 4,71,339 | 5,660 | 18,546 | 1,05,504 | 1,29,710 | 3,80,433 | 19,26,429 | Total Municipal Councils |
| I | मुंबई महानगरपालिका | 1,08,201 | 14,72,730 | 4,97,057 | 9,69,864 | 29,38,651 | 1,08,725 | 1,693 | 59,744 | 4,38,605 | 5,00,042 | .. | 34,39,217 | Bombay M. Cor. |
| II | ठाणे महानगरपालिका | 50,010 | 1,53,268 | 18,504 | 1,631 | 1,73,403 | 13,273 | .. | 200 | 19,382 | 19,582 | 24,340 | 2,80,608 | Thane M. Cor. |
| III | नासिक महानगरपालिका | 12,684 | 72,241 | 15,014 | 8,699 | 9,57,954 | 13,240 | 88 | 2,812 | 6,654 | 9,554 | 27,121 | 1,58,553 | Nashik M. Cor. |
| IV | पुणे महानगरपालिका | 16,673 | 1,59,175 | 35,252 | 6,942 | 2,01,369 | 52,878 | 200 | 1,550 | 52,820 | 54,570 | 3,75,026 | 7,00,516 | Pune M. Cor. |
| V | पिंपरी चिंचवड महानगरपालिका | .. | 1,34,280 | 12,348 | 2,818 | 1,49,446 | 4,111 | 17 | 64 | 24,115 | 24,196 | .. | 1,77,753 | Pimpri Chinchwad M. Cor. |
| VI | सोलापूर महानगरपालिका | 31,034 | 55,991 | 9,139 | 13,576 | 78,706 | 24,070 | .. | 1,411 | 31,686 | 33,097 | 19,914 | 1,86,821 | Solapur M. Cor. |
| VII | कोल्हापूर महानगरपालिका | 6,688 | 55,345 | 10,248 | 662 | 66,255 | 1747,9 | 31 | 3,031 | 10,922 | 13,984 | .. | 1,04,406 | Kolhapur M. Cor. |
| VIII | औरंगाबाद महानगरपालिका | 11,273 | 29,931 | 10,698 | 3,542 | 44,171 | 12,542 | 26 | .. | 6,994 | 7,020 | 7,422 | 82,428 | Aurangabad M. Cor. |
| LX | नागपूर महानगरपालिका | 27,590 | 1,07,867 | 12,702 | 58,609 | 1,79,178 | 32,897 | .. | 4,758 | 8,206 | 12,964 | 1,76,560 | 4,29,189 | Nagpur M. Cor. |
| X | कल्याण महानगरपालिका | 36,141 | 37,415 | 12,965 | 10,676 | 61,056 | 9,217 | .. | 211 | 5,602 | 5,813 | 11,918 | 1,24,145 | Kalyan M. Cor. |
| XI | अमरावती महानगरपालिका | 610 | 18,126 | 4,544 | 3,030 | 25,700 | 17,031 | 13 | 74 | 6,747 | 6,834 | 1,062 | 51,237 | Amravati M. Cor. |
| | एकूण महानगरपालिका | 84,502 | 22,96,369 | 6,37,471 | 1,08,049 | 40,13,889 | 3,05,463 | 2,068 | 73,855 | 6,11,733 | 6,87,656 | 6,43,363 | 57,34,873 | Total Municipal Corporations. |
| | महाराष्ट्र राज्य | 3,24,691 | 27,92,177 | 7,63,582 | 11,62,888 | 47,18,647 | 7,77,802 | 7,728 | 92,401 | 7,17,237 | 8,17,366 | 10,23,796 | 76,61,302 | Maharashtra State |

@ पांचशे रुपये पेसा कमी/less than five hundred Rupees.

आधार.—अर्थ व सांख्यिकी संचालनालय, महाराष्ट्र शासत, मुंबई.

Source.—Directorate of economics and Statistics, Government of Maharashtra Bombay.

तयता क्रमांक/TABLE NO. 31.4 A (19.3)

31. स्थानिक संस्था/LOCAL BODIES

तक्ता क्रमांक/TABLE No. 31-4A (19.3)

नगरपरिषदा/ महानगरपालिका यांचे खर्च/Expenditure of Municipal Councils

(1982-83)

(रुपये हजारत)(Rs. in '000')

| अनुक्रमांक Serial No. | जिल्हा/नगरपरिषदा/महानगरपालिका | चालू खर्च Current Expenditure | | | | | | एकूण Total | असाधारण खर्च, कर्ज आणि वाणिज्यिक उपक्रमावरील खर्च Extra- ordinary expenditure of commercial enterprises | District/ Municipal Councils/ Corporation |
|-----------------------------|-------------------------------|--|--|--------------------------------|---|--|-------------------------------|---------------|--|--|
| | | सामान्य प्रशासन आणि वसुलीचा खर्च General Admini- stration and collection charge | सार्वजनिक दिवाबत्ती Public lighting | पाणी पुरवठा Water supply | गटारे जूलनिस्सारण व साफसफाई Drainage conserva- ncy and sanitation | रुग्णालये, दवाखाने व लसटोचणी Hospitals dispensa- ries and vaccination | संकीर्ण Miscellane- ous | | | |
| (1) | (2) | (3) | (4) | (5) | (6) | (7) | (8) | (9) | (10) | (2) |
| 1. | ठाणे | 15,914 | 4,306 | 16,337 | 28,719 | 4,124 | 54,286 | 1,23,686 | 17,172 | Thane |
| 1.1 | वसई | 656 | 226 | 57 | 692 | 345 | 2,328 | 4,304 | 573 | Vasai |
| 1.2 | कल्याण | 3,219 | 717 | 3,956 | 7,099 | 1,162 | 6,096 | 22,249 | 4,931 | Kalyan |
| 1.3 | जव्हार | 153 | 21 | 199 | 112 | .. | 867 | 1,352 | 624 | Jawhar |
| 1.4 | भिवंडी निजामपूर | 4,694 | 610 | 5,939 | 7,600 | 836 | 14,554 | 34,233 | 9,638 | Bhivandi Nizampur |
| 1.5 | डोंबिवली | 2,958 | 213 | 5,084 | 2,284 | 1,137 | 5,020 | 16,696 | .. | Dombivali |
| 1.6 | अंबरनाथ | 579 | 526 | 204 | 2,037 | 399 | 3,235 | 6,980 | .. | Ambarnath |
| 1.7 | उल्हासनगर | 3,655 | 1,993 | 898 | 8,895 | 245 | 22,186 | 37,872 | 1,406 | Ulhasnagar |
| 2. | रायगड | 6,152 | 1,004 | 3,620 | 3,813 | 4,234 | 19,562 | 38,385 | 28,872 | Raigad |
| 2.1 | अलीबाग | 530 | 52 | 192 | 362 | @ | 619 | 1,755 | 655 | Alibag |
| 2.2 | महाड | 462 | 125 | 370 | 5 | 371 | 1,746 | 3,079 | 2,508 | Mahad |
| 2.3 | माथेरान | 221 | 79 | 49 | 214 | 134 | 444 | 1,141 | 284 | Matheran |
| 2.4 | पनवेल | 1,232 | 146 | 804 | 1,373 | 618 | 1,912 | 6,085 | 4,311 | Panvel |
| 2.5 | पेण | 488 | 75 | 168 | 126 | .. | 4,000 | 4,857 | 1,873 | Pen |
| 2.6 | रोहा | 446 | 107 | 236 | 265 | 101 | 626 | 1,781 | 356 | Roha |
| 2.7 | ऊरण | 759 | 46 | 333 | 316 | 99 | 944 | 2,497 | 637 | Uran |
| 2.8 | मुरुड-जंजीरा | 291 | 47 | 22 | 87 | 73 | 297 | 817 | 797 | Murud-Janjira |
| 2.9 | श्रीवर्धन | 142 | 86 | 14 | 115 | .. | 286 | 643 | 218 | Shriwardhan |
| 2.10 | खोपोली | 1,581 | 241 | 1,432 | 950 | 2,838 | 8,688 | 15,730 | 17,233 | Khopoli |
| 3. | रत्नागिरी | 3,526 | 438 | 3,550 | 1,565 | 1,084 | 6,572 | 16,735 | 8,868 | Ratnagiri |
| 3.1 | रत्नागिरी | 1,654 | 186 | 2,501 | 800 | 437 | 3,990 | 9,568 | 5,474 | Ratnagiri |
| 3.2 | चिपळूण | 1,265 | 163 | 688 | 439 | 298 | 1,265 | 4,118 | 2,207 | Chiplun |
| 3.3 | खेड | 301 | 45 | 135 | 194 | 229 | 772 | 1,676 | 510 | Khed |
| 3.4 | राजापूर | 306 | 44 | 226 | 132 | 120 | 545 | 1,373 | 677 | Rajapur |

| | | | | | | | | | | |
|------|-----------------|--------|-------|-------|--------|-------|--------|----------|--------|-------------------|
| 4. | सिधपुरा | 1,964 | 366 | 311 | 800 | 491 | 1,509 | 5,441 | 2,194 | Sindhudurg |
| 4.1 | मालवण | 459 | 137 | 232 | 233 | 273 | 365 | 1,699 | 1,310 | Malwan |
| 4.2 | वेंगुर्ला | 522 | 113 | 46 | 219 | 112 | 368 | 1,380 | 436 | Vengurla |
| 4.3 | सावंतवाडी | 983 | 116 | 33 | 348 | 106 | 776 | 2,362 | 448 | Sawantwadi |
| 5. | नाशिक | 8,093 | 1,598 | 3,777 | 11,615 | 4,087 | 38,173 | 67,343 | 13,652 | Nashik |
| 5.1 | इगतपुरी | 457 | 90 | 28 | 641 | 150 | 534 | 1,900 | 619 | Igatpuri |
| 5.2 | नांदगाव | 615 | 63 | 134 | 20 | 48 | 1,906 | 2,786 | .. | Nandgaon |
| 5.3 | मनमाड | 1,223 | 236 | 803 | 1,620 | 431 | 4,084 | 8,397 | 2,049 | Manmad |
| 5.4 | सिन्नर | 545 | 80 | 370 | 342 | 167 | 336 | 1,840 | 423 | Sinnar |
| 5.5 | येवला | 652 | 82 | 472 | 798 | 433 | 507 | 2,944 | 501 | Yevla |
| 5.6 | त्रिंबक | 61 | 33 | 44 | 96 | 13 | 412 | 659 | 27 | Trimbak |
| 5.7 | मालेगाव | 3,784 | 908 | 1,573 | 7,409 | 2,757 | 28,107 | 44,538 | 9,191 | Malegaon |
| 5.8 | भगुर | 181 | 12 | 71 | 141 | 88 | 269 | 762 | 133 | Bhagur |
| 5.9 | सटाणा | 575 | 94 | 282 | 548 | .. | 2,018 | 3,517 | 709 | Satana |
| 6. | धुळे | 6,070 | 1,425 | 3,196 | 10,111 | 4,684 | 21,949 | 47,435 | 22,930 | Dhule |
| 6.1 | धुळे | 2,396 | 951 | 1,778 | 5,764 | 2,528 | 11,803 | 25,220 | 15,842 | Dhule |
| 6.2 | नंदुरबार | 577 | 163 | 781 | 1,474 | 643 | 5,660 | 9,298 | 3,187 | Nandurbar |
| 6.3 | तळोदा | 296 | 42 | 11 | 353 | 60 | 440 | 1,202 | .. | Taloda |
| 6.4 | शहादा | 729 | 102 | 223 | 1,370 | 858 | 1,589 | 4,871 | 1,139 | Shahada |
| 6.5 | शिरपुर-वरवडे | 678 | 107 | 152 | 783 | 299 | 1,084 | 3,103 | 1,262 | Shirpur-Varwade |
| 6.6 | दोंडाईचा-वारवडे | 885 | 60 | 251 | 367 | 296 | 1,373 | 3,232 | 1,500 | Dondiacha-Warwade |
| 6.7 | नवापुर | 509 | .. | .. | .. | .. | .. | 509 | .. | Navapur |
| 7. | जळगाव | 11,799 | 3,014 | 9,711 | 12,784 | 5,810 | 57,121 | 1,00,239 | 26,774 | Jalgaon |
| 7.1 | जळगाव | 3,689 | 1,434 | 3,063 | 3,064 | 1,242 | 23,105 | 35,597 | 4,660 | Jalgaon |
| 7.2 | भुसावळ | 641 | 497 | 1,981 | 2,043 | 850 | 10,090 | 16,102 | 3,877 | Bhusaval |
| 7.3 | अमळनेर | 1,514 | 171 | 1,288 | 2,813 | 1,035 | 6,242 | 13,063 | 7,367 | Amalner |
| 7.4 | चालीसगाव | 1,277 | 215 | 923 | 57 | 754 | 6,280 | 9,506 | 1,149 | Chalisgaon |
| 7.5 | फैजपुर | 328 | 78 | 190 | 484 | 85 | 884 | 2,049 | 281 | Faizpur |
| 7.6 | येवला | 361 | 66 | 167 | 455 | 160 | 1,061 | 2,270 | 283 | Yaval |
| 7.7 | रावेर | 408 | 76 | 221 | 428 | 359 | 2,285 | 3,777 | 2,671 | Raver |
| 7.8 | सावदा | 375 | 60 | 224 | 346 | 219 | 1,670 | 2,894 | 2,143 | Savda |
| 7.9 | पारोळा | 561 | 50 | 514 | 322 | 69 | 665 | 2,181 | 947 | Parola |
| 7.10 | चोपडा | 838 | 121 | 387 | 926 | 240 | 1,464 | 3,976 | 711 | Chopda |
| 7.11 | धरणगाव | 669 | 56 | 189 | 653 | 140 | 593 | 2,300 | 361 | Dharangaon |
| 7.12 | येरंडोल | 321 | 82 | 156 | 324 | 144 | 185 | 1,212 | 390 | Erandol |
| 7.13 | पाचोरा | 817 | 108 | 408 | 869 | 513 | 2,597 | 5,312 | 928 | Pachora |
| 8. | अहमदनगर | 7,533 | 2,046 | 4,226 | 9,937 | 3,240 | 25,598 | 52,580 | 32,405 | Ahmadnagar |
| 8.1 | अहमदनगर | 4,521 | 1,280 | 2,291 | 5,104 | 1,249 | 15,895 | 30,340 | 23,783 | Ahmadnagar |
| 8.2 | संगमनेर | 930 | 115 | 592 | 876 | 445 | 2,230 | 5,188 | 4,380 | Sangamner |
| 8.3 | कोपरगाव | 836 | 272 | 485 | 764 | 468 | 1,283 | 4,108 | 2,883 | Kopergaon |
| 8.4 | श्रीरामपूर | 994 | 282 | 589 | 2,619 | 517 | 4,197 | 9,198 | 1,359 | Shrirampur |
| 8.5 | राहुरी | 252 | 97 | 269 | 574 | 561 | 1,993 | 3,746 | .. | Rahuri |
| 8.6 | देवळाली प्रवरा | .. | .. | .. | .. | .. | .. | .. | .. | Deolali Pravara |

नव्याने स्थापित झालेली/Newly formed

तबता क्रमांक/TABLE No. 31-4A (19.3)—contd.

| (1) | (2) | (3) | (4) | (5) | (6) | (7) | (8) | (9) | (10) | (2) |
|------|---------------|-------|-------|--------|-------|-------|--------|--------|--------|------------------|
| 9. | पुणे | 4,754 | 1,007 | 2,110 | 3,863 | 1,940 | 12,716 | 26,390 | 15,945 | Pune |
| 9.1 | लोणावळा | 713 | 86 | 333 | 768 | 555 | 5,869 | 8,324 | 3,533 | Lonavala |
| 9.2 | सासवड | 398 | 57 | 173 | 406 | 191 | 643 | 1,868 | .. | Saswad |
| 9.3 | जेजुरी | 119 | 36 | 145 | 183 | 12 | 223 | 718 | .. | Jejuri |
| 9.4 | बारामती | 814 | 221 | 327 | 853 | 576 | 1,249 | 4,040 | 4,920 | Baramati |
| 9.5 | इंदापूर | 331 | 36 | 90 | 119 | 26 | 203 | 805 | 138 | Indapur |
| 9.6 | शिरूर | 280 | 36 | 157 | 263 | 179 | 371 | 1,286 | 123 | Shirur |
| 9.7 | तळेगाव-दाभाडे | 411 | 92 | 498 | 199 | 66 | 978 | 2,244 | 2,522 | Talegaon Dhahade |
| 9.8 | आळंदी | 156 | 32 | 79 | 145 | 60 | 334 | 806 | 647 | Alandi |
| 9.9 | जुन्नर | 325 | 43 | 149 | 234 | 249 | 338 | 1,338 | 2,064 | Junnar |
| 9.10 | दौंड | 841 | 38 | 159 | 406 | .. | 1,076 | 2,520 | 1,385 | Daund |
| 9.11 | भोर | 366 | 330 | .. | 287 | 26 | 1,432 | 2,441 | 613 | Bhor |
| 10. | सातारा | 5,960 | 1,353 | 3,020 | 8,153 | 1,033 | 22,232 | 41,751 | 15,272 | Satara |
| 10.1 | महाबळेश्वर | 267 | 94 | 187 | 225 | 176 | 2,147 | 3,096 | 856 | Mahaaleshwar |
| 10.2 | रहमतपूर | 148 | 30 | 158 | 15 | 26 | 85 | 462 | .. | Rahimatpur |
| 10.3 | कराड | 1,072 | 406 | 641 | 1,669 | 188 | 4,348 | 8,324 | 4,546 | Karad |
| 10.4 | म्हसवड | 177 | 89 | 57 | 183 | 42 | 248 | 796 | 184 | Mhaswad |
| 10.5 | सातारा सीटी | 2,469 | 498 | 1,202 | 4,347 | 435 | 10,955 | 19,906 | 8,163 | Satara City |
| 10.6 | वाई | 368 | 59 | 299 | 341 | 101 | 2,443 | 3,611 | .. | Wai |
| 10.7 | पाचगणी | 356 | 40 | @ | 185 | 65 | 664 | 1,310 | 13 | Pachgani |
| 10.8 | फलटण | 1,103 | 137 | 476 | 1,188 | .. | 1,342 | 4,246 | 1,510 | Phaltan |
| 11. | सांगली | 5,863 | 1,624 | 14,312 | 8,763 | 2,777 | 40,678 | 74,017 | 26,058 | Sangli |
| 11.1 | सांगली | 2,763 | 926 | 12,620 | 5,339 | 2,026 | 20,908 | 44,582 | 21,683 | Sangli |
| 11.2 | मिरज | 1,196 | 328 | 205 | 2,248 | 675 | 13,111 | 17,763 | 1,909 | Miraj |
| 11.3 | तासगाव | 451 | .. | 345 | 230 | 4 | 3,364 | 4,394 | 501 | Tasgaon |
| 11.4 | अष्टा | 215 | 66 | 252 | 172 | .. | 672 | 1,377 | 114 | Ashta |
| 11.5 | इस्लामपूर | 868 | 169 | 461 | 380 | 72 | 1,381 | 3,331 | 794 | Islampur |
| 11.6 | विटा | 370 | 135 | 429 | 394 | .. | 1,242 | 2,570 | 1,057 | Vita |
| 12. | सोलापूर | 5,183 | 921 | 4,158 | 6,789 | 1,918 | 16,910 | 35,879 | 12,948 | Solapur |
| 12.1 | बारशी | 1,389 | 241 | 2,090 | 3,175 | 645 | 3,481 | 11,021 | 3,255 | Barshi |
| 12.2 | पंढरपूर | 1,475 | 191 | 948 | 1,820 | 798 | 7,158 | 12,390 | 5,108 | Pandharpur |
| 12.3 | करमाळा | 377 | 81 | 112 | 401 | 63 | 826 | 1,860 | 2,123 | Karmala |
| 12.4 | सांगोला | 317 | 56 | 136 | 196 | 98 | 605 | 1,408 | 230 | Sangola |
| 12.5 | अक्कलकोट | 514 | 87 | 72 | 476 | 201 | 3,055 | 4,405 | 948 | Akkalkot |
| 12.6 | मंगळवेढा | 364 | 97 | 251 | 380 | 29 | 1,187 | 2,308 | 261 | Mangalwedha |
| 12.7 | मैंदगी | 130 | 36 | 134 | 113 | 1 | 26 | 440 | 278 | Maindargi |
| 12.8 | दुधनी | 201 | 46 | 72 | .. | 37 | 389 | 745 | 745 | Dudhani |
| 12.9 | कुंडलवाडी | 416 | 86 | 343 | 228 | 46 | 183 | 1,302 | .. | Kundalwadi |

| | | | | | | | | | | |
|-------|-------------|-------|-------|-------|-------|-------|--------|--------|--------|----------------|
| 13. | कोल्हापूर | 5,754 | 1,380 | 3,479 | 6,544 | 3,732 | 16,558 | 37,447 | 30,525 | Kolhapur |
| 13.1 | इचलकरंजी | 3,153 | 762 | 2,020 | 4,448 | 3,172 | 8,235 | 21,790 | 27,866 | Ichalkarnji |
| 13.2 | जयसिंगपूर | 405 | 190 | 877 | .. | 36 | 3,796 | 5,304 | 762 | Jaysingpur |
| 13.3 | मुस्ताड | 260 | 61 | 46 | 180 | .. | 129 | 676 | 84 | Murgud |
| 13.4 | वडगाव | 368 | 56 | 234 | 426 | 178 | 654 | 1,916 | 302 | Wadgaon |
| 13.5 | गडहिंग्लज | 499 | 71 | 248 | 698 | 25 | 2,141 | 3,682 | 473 | Gadhinglaj |
| 13.6 | कामल | 367 | 96 | .. | 333 | 310 | 389 | 1,495 | 302 | Kagal |
| 13.7 | कुरुंदवाड | 281 | 107 | 5 | 272 | 11 | 776 | 1,452 | 476 | Kurundwad |
| 13.8 | पन्हाळा | 173 | 13 | 1 | 70 | .. | 230 | 487 | 260 | Panhala |
| 13.9 | मलकापूर | 248 | 24 | 48 | 117 | .. | 208 | 645 | .. | Malhapur |
| 14. | औरंगाबाद | 1,405 | 248 | 805 | 1,045 | 33 | 2,956 | 6,492 | 1,749 | Aurangabad |
| 14.1 | कन्नड | 304 | 47 | 152 | 5 | .. | 868 | 1,376 | 255 | Kannad |
| 14.2 | पैठण | 191 | 71 | 167 | 371 | .. | 755 | 1,555 | .. | Paithan |
| 14.3 | वैजापूर | 513 | 79 | 342 | 405 | 15 | 710 | 2,064 | 1,425 | Vaijapur |
| 14.4 | गंगापूर | 228 | 21 | 140 | 165 | 1 | 290 | 845 | 69 | Gangapur |
| 14.5 | खुलदाबाद | 169 | 30 | 4 | 99 | 17 | 333 | 652 | .. | Khuldabad |
| 15. | जालना | 3,805 | 472 | 2,185 | 5,171 | 509 | 12,649 | 24,791 | 17,059 | Jalna |
| 15.1 | जालना | 2,971 | 363 | 1,869 | 4,686 | 489 | 11,884 | 22,262 | 17,051 | Jalna |
| 15.2 | अंबड | 287 | 44 | 92 | 153 | 20 | 340 | 936 | .. | Ambad |
| 15.3 | भोकरदन | 119 | 32 | 87 | 153 | .. | 97 | 488 | 8 | Bhokardan |
| 15.4 | पारतूर | 428 | 33 | 137 | 179 | .. | 328 | 1,105 | .. | Partur |
| 16. | परभणी | 5,856 | 1,041 | 3,610 | 3,827 | 404 | 13,679 | 28,417 | 3,523 | Parbhani |
| 16.1 | परभणी | 983 | 434 | 1,787 | 323 | 190 | 6,510 | 10,227 | 2,224 | Parbhani |
| 16.2 | हिंगोली | 851 | 165 | 509 | 710 | 7 | 616 | 2,858 | 264 | Hingoli |
| 16.3 | मानवत | 762 | 39 | .. | 676 | 48 | 829 | 2,354 | 65 | Manwat |
| 16.4 | बसमतनगर | 664 | 87 | 223 | 379 | .. | 450 | 1,803 | 378 | Basmatnagar |
| 16.5 | सोनपेठ | 206 | 42 | 13 | 96 | .. | 508 | 865 | .. | Sonepeth |
| 16.6 | पूर्णा | 307 | 27 | 421 | 261 | 7 | 470 | 1,493 | 417 | Purna |
| 16.7 | कळमनुरी | 199 | 59 | 104 | 100 | .. | 524 | 977 | .. | Kalamnuri |
| 16.8 | गंगाखेड | 445 | 74 | 127 | 356 | 20 | 509 | 1,531 | .. | Gangakhed |
| 16.9 | सैलू | 607 | 43 | 189 | 434 | 64 | 2,691 | 4,028 | .. | Sailu |
| 16.10 | जिंतूर | 544 | 42 | 171 | 301 | 64 | 213 | 1,335 | 175 | Jintur |
| 16.11 | पाथरी | 297 | 29 | 66 | 191 | 4 | 359 | 946 | .. | Pathari |
| 17. | बीड | 3,575 | 785 | 2,245 | 2,148 | 148 | 6,271 | 15,173 | 828 | Beed |
| 17.1 | बीड | 807 | 326 | 396 | 774 | 17 | 1,604 | 3,924 | .. | Beed |
| 17.2 | अंबेजोगाई | 459 | 89 | 242 | 341 | 9 | 1,600 | 2,740 | .. | Ambajogai |
| 17.3 | परळी वैजनाथ | 1,234 | 219 | 834 | 500 | 73 | 2,060 | 4,920 | 392 | Parli Vaijnath |
| 17.4 | मांजलेगाव | 433 | 58 | 117 | 216 | 49 | 171 | 1,044 | 144 | Manjlegaon |
| 17.5 | गेवराई | 410 | 53 | 544 | 233 | .. | 444 | 1,684 | 292 | Georai |
| 17.6 | धारूर | 232 | 40 | 112 | 85 | .. | 392 | 861 | .. | Dharur |

तक्ता क्रमांक/TABLE No. 31.4-A(19.3)—contd.

| (1) | (2) | (3) | (4) | (5) | (6) | (7) | (8) | (9) | (10) | (2) |
|-------|--------------|-------|-------|-------|-------|-------|--------|--------|-------|---------------|
| 18. | नांदेड | 8,296 | 1,217 | 4,036 | 7,990 | 2,016 | 16,507 | 40,062 | 5,548 | Nanded |
| 18.1 | नांदेड | 5,378 | 828 | 2,849 | 5,723 | 1,994 | 14,049 | 30,821 | 1,893 | Nanded |
| 18.2 | बिलोली | 95 | 26 | 89 | 111 | 33 | 285 | 609 | .. | Billoli |
| 18.3 | उमरी | 78 | 21 | 40 | 73 | .. | 221 | 433 | .. | Umari |
| 18.4 | मुदखेड | 140 | 37 | 115 | 166 | 6 | 85 | 549 | 2 | Mudkhed |
| 18.5 | कंधार | 404 | 55 | 186 | 240 | 1 | 357 | 1,243 | 25 | Kandhar |
| 18.6 | हदगाव | 230 | 16 | 62 | 98 | .. | 157 | 563 | 95 | Hadgaon |
| 18.7 | धरमाबाद | 389 | 32 | .. | 576 | .. | 81 | 1,078 | 1,051 | Dharmabad |
| 18.8 | देगलूर | 640 | 57 | 278 | 452 | 11 | 581 | 2,019 | 2,019 | Deglur |
| 18.9 | कुंडलवाडी | 188 | 27 | 112 | 88 | .. | 53 | 468 | 48 | Kundalwadi |
| 18.10 | मुखेड | 354 | 54 | 151 | 232 | 1 | 263 | 1,055 | .. | Mukhed |
| 18.11 | किनवट | 400 | 64 | 154 | 231 | .. | 375 | 1,224 | 415 | Kinwat |
| 19. | उस्मानाबाद | 2,627 | 510 | 2,247 | 1,854 | 141 | 5,537 | 12,916 | 704 | Osmanabad |
| 19.1 | उस्मानाबाद | 627 | 233 | 1,185 | 687 | .. | 2,720 | 5,452 | .. | Osmanabad |
| 19.2 | तुळजापूर | 365 | 45 | 408 | 373 | 115 | 1,356 | 2,662 | .. | Tuljapur |
| 19.3 | उमरगा | 324 | 69 | 169 | 155 | .. | 99 | 817 | .. | Omarga |
| 19.4 | परांडा | 212 | 25 | 98 | 97 | 2 | 434 | 868 | 243 | Paranda |
| 19.5 | भूम | 221 | 37 | 110 | 98 | 4 | 286 | 756 | .. | Bhoom |
| 19.6 | मुरूम | 188 | 32 | 59 | 105 | .. | 171 | 555 | .. | Murum |
| 19.7 | नळदुर्ग | 235 | 30 | 70 | 67 | .. | 158 | 560 | .. | Naldurg |
| 19.8 | कळंब | 455 | 39 | 148 | 271 | 20 | 313 | 1,246 | 461 | Kallam |
| 20. | लातूर | 3,302 | 672 | 2,615 | 3,810 | 687 | 7,249 | 18,335 | 1,344 | Latur |
| 20.1 | लातूर | 1,368 | 311 | 1,666 | 1,927 | 670 | 5,228 | 11,170 | .. | Latur |
| 20.2 | उदगीर | 1,091 | 231 | 640 | 1,351 | 13 | 1,137 | 4,463 | 1,054 | Udgir |
| 20.3 | अहमदपूर | 294 | 31 | 24 | 200 | .. | 376 | 925 | .. | Ahmedpur |
| 20.4 | निलंगा | 321 | 64 | 181 | 190 | .. | 320 | 1,076 | .. | Nilanga |
| 20.5 | औसा | 228 | 35 | 104 | 142 | 4 | 188 | 701 | 290 | Ausa |
| 21. | बुलढाणा | 8,606 | 902 | 3,620 | 6,458 | 1,537 | 16,313 | 37,436 | 6,020 | Buldhana |
| 21.1 | बुलढाणा | 812 | 137 | 519 | 688 | 92 | 1,786 | 4,034 | 432 | Buldhana |
| 21.2 | खामगाव | 1,963 | 232 | 925 | 2,016 | 576 | 4,521 | 10,173 | 3,868 | Khamgaon |
| 21.3 | मलकापूर | 2,013 | 249 | 1,172 | 1,237 | 310 | 2,625 | 7,606 | 249 | Malkapur |
| 21.4 | शेगाव | 681 | 59 | 396 | 532 | 143 | 1,428 | 3,239 | 1,055 | Shegaon |
| 21.5 | जळगाव-जामोद | 193 | 22 | .. | 205 | 32 | 569 | 1,021 | .. | Jalgaon-Jamod |
| 21.6 | मेहकर | 541 | 77 | 301 | 495 | 119 | 984 | 2,517 | 354 | Mehkar |
| 21.7 | नंदुरा | 730 | 26 | 75 | 500 | 14 | 1,047 | 2,392 | 62 | Nandura |
| 21.8 | चिखली | 1,119 | 100 | 165 | 543 | 209 | 1,702 | 3,838 | .. | Chikhali |
| 21.9 | देऊळगाव-राजा | 614 | .. | 67 | 242 | 42 | 1,651 | 2,616 | .. | Deulgaon-Raja |

| | | | | | | | | | | |
|-------|---------------|--------|-------|-------|--------|-------|--------|--------|--------|----------------------------|
| 22. | अकोला | 11,423 | 1,620 | 7,892 | 13,132 | 2,296 | 23,416 | 59,779 | 27,950 | Akola |
| 22.1 | अकोला | 7,146 | 1,012 | 6,787 | 8,017 | 896 | 14,010 | 37,868 | 22,560 | Akola |
| 22.2 | अकोट | 110 | 138 | 49 | 1,295 | 254 | 2,328 | 4,174 | 1,216 | Akot |
| 22.3 | कारंजा | 1,115 | 117 | 90 | 1,117 | 373 | 1,778 | 4,590 | 2,305 | Karanja |
| 22.4 | वाशीम | 798 | 138 | 41 | 983 | 281 | 1,610 | 3,851 | .. | Washim |
| 22.5 | मूर्तिजापूर | 743 | 55 | 471 | 766 | 147 | 1,155 | 3,337 | 544 | Murtizapur |
| 22.6 | बाळापूर | 530 | 52 | 338 | 273 | 113 | 1,153 | 2,459 | 24 | Balapur |
| 22.7 | तेल्हारा | 425 | 44 | .. | 278 | 118 | 370 | 1,235 | 424 | Telhara |
| 22.8 | पातूर | .. | .. | .. | .. | .. | .. | .. | .. | Patur |
| 22.9 | मंगरूपीर | 556 | 64 | 116 | 403 | 114 | 1,012 | 2,265 | 877 | Mangrupir |
| | | | | | | | | | | अहवाल अप्रस्त/Not reporter |
| 23. | अमरावती | 14,301 | 2,182 | 5,386 | 11,626 | 3,492 | 32,925 | 69,912 | 3,292 | Amravati |
| 23.1 | अचलपूर | 1,633 | 328 | 220 | 1,289 | 457 | 5,052 | 8,979 | .. | Achalpur |
| 23.2 | अंजनगाव-सुरजी | 811 | 99 | 111 | 519 | 111 | 1,837 | 3,488 | .. | Anjangaon-Surji |
| 23.3 | मोरशी | 372 | 37 | 40 | 257 | 32 | 713 | 1,451 | 1,040 | Morshi |
| 23.4 | वरुड | 652 | 57 | 78 | 12 | 727 | 467 | 1,993 | 217 | Warud |
| 23.5 | दर्यापूर | 541 | 62 | 122 | 623 | 95 | 1,990 | 3,433 | 153 | Daryapur |
| 23.6 | चांदूर रेल्वे | 375 | 46 | 60 | 160 | 140 | 682 | 1,463 | 1,463 | Chandur Rly. |
| 23.7 | चांदूर बजार | 319 | 29 | 3 | 224 | 119 | 837 | 1,531 | 227 | Chandur Bazar |
| 23.8 | धामणगाव | 678 | 84 | 110 | 404 | 163 | 1,094 | 2,533 | .. | Dhamangaon |
| 23.9 | शेंदूरजना | 278 | 36 | 63 | 44 | 12 | 858 | 1,291 | 192 | Shendurjana |
| 23.10 | चिखलदरा | 87 | 17 | 6 | 39 | .. | 225 | 374 | .. | Chikhaldara |
| 23.11 | अमरावती | 7,682 | 1,239 | 4,377 | 7,319 | 1,367 | 17,834 | 39,818 | .. | Amravati |
| 23.12 | बडनेरा | 873 | 148 | 196 | 736 | 269 | 1,336 | 3,558 | .. | Badnera |
| 24. | यवतमाळ | 7,084 | 807 | 2,629 | 7,012 | 1,854 | 16,004 | 35,390 | 5,578 | Yavatmal |
| 24.1 | यवतमाळ | 1,783 | 311 | 282 | 2,936 | 610 | 5,508 | 11,430 | 2,261 | Yavatmal |
| 24.2 | वणी | 1,105 | 83 | 773 | 952 | 315 | 1,653 | 4,881 | 531 | Wani |
| 24.3 | पुसद | 811 | 119 | 725 | 1,128 | 270 | 2,246 | 5,299 | 769 | Pusad |
| 24.4 | दिग्रस | 902 | 108 | 91 | 562 | 267 | 2,637 | 4,567 | 127 | Digras |
| 24.5 | दारव्हा | 715 | 47 | 79 | 216 | 119 | 1,080 | 2,256 | 310 | Darwha |
| 24.6 | पांढरकवडा | 411 | 57 | 219 | 374 | 111 | 587 | 1,759 | 847 | Pandharkawada |
| 24.7 | उमरखेड | 907 | 54 | 326 | 655 | 48 | 1,481 | 3,471 | 495 | Umarkhed |
| 24.8 | घाढंजी | 450 | 28 | 134 | 189 | 114 | 812 | 1,727 | 238 | Ghatanji |
| 25. | वर्धा | 5,647 | 1,061 | 3,777 | 6,206 | 4,855 | 31,821 | 53,367 | 2,590 | Wardha |
| 25.1 | वर्धा | 1,942 | 347 | 1,457 | 2,309 | 239 | 4,661 | 10,965 | 1,366 | Wardha |
| 25.2 | आर्वी | 905 | 116 | 20 | 861 | 284 | 2,296 | 4,482 | 509 | Arvi |
| 25.3 | देवळी | 430 | 39 | 67 | 13 | 95 | 847 | 1,491 | 144 | Deoli |
| 25.4 | हिंगणघाट | 1,401 | 454 | 1,624 | 2,123 | 3,996 | 17,426 | 27,024 | 354 | Hinganghat |
| 25.5 | पुलगाव | 708 | 67 | 552 | 761 | 155 | 4,973 | 7,216 | 156 | Pulgaon |
| 25.6 | सिंदी | 261 | 38 | 47 | 139 | 86 | 1,618 | 2,189 | 61 | Sindi |
| 26. | नागपूर | 5,629 | 684 | 1,437 | 4,677 | 1,189 | 10,895 | 24,511 | 4,943 | Nagpur |
| 26.1 | कामटी | 1,367 | 185 | 589 | 1,856 | 332 | 2,297 | 6,626 | 1,386 | Kamptee |
| 26.2 | उमरेड | 656 | 100 | 165 | 740 | 261 | 1,788 | 3,710 | .. | Umred |
| 26.3 | रामटेक | 482 | 93 | 25 | 320 | 124 | 676 | 1,720 | 156 | Ramtek |
| 26.4 | खापा | 318 | 38 | 55 | 172 | 64 | 485 | 1,132 | .. | Khapa |

तक्ता क्रमांक/TABLE No. 31.4-A (19.3)—contd.

| (1) | (2) | (3) | (4) | (5) | (6) | (7) | (8) | (9) | (10) | (2) |
|-------|----------------------------|----------|----------|----------|-----------|----------|-----------|-----------|----------|--|
| 26.5 | कलमेश्वर | 435 | 33 | 46 | 150 | 1 | 844 | 1,509 | 107 | Kalmeshwar |
| 26.6 | मोवाड | 162 | 13 | 6 | 99 | 37 | 425 | 742 | 14 | Mowar |
| 26.7 | सावनेर | 572 | 45 | 214 | 364 | 33 | 787 | 2,015 | 534 | Saoner |
| 26.8 | काटोल | 1,138 | 78 | 275 | 569 | 240 | 1,890 | 4,190 | 2,586 | Katol |
| 26.9 | नरखेड | 291 | 56 | 10 | 261 | 29 | 1,090 | 1,737 | .. | Narkhed |
| 26.10 | मोहपा | 208 | 43 | 52 | 146 | 68 | 613 | 1,130 | 160 | Mohpa |
| 27. | भंडारा | 5,622 | 891 | 1,579 | 5,223 | 269 | 16,850 | 30,434 | 7,267 | Bhandara |
| 27.1 | भंडारा | 1,468 | 331 | 500 | 1,168 | 34 | 4,123 | 7,624 | 1,952 | Bhandara |
| 27.2 | तुमसर | 740 | 154 | 274 | 776 | 13 | 2,229 | 4,186 | .. | Tumser |
| 27.3 | पवनी | 527 | 41 | 100 | 171 | 12 | 1,543 | 2,394 | 2,394 | Pavni |
| 27.4 | गोंदिया | 2,132 | 261 | 689 | 2,807 | 201 | 7,823 | 13,913 | 2,868 | Gondia |
| 27.5 | तिरोरा | 755 | 104 | 16 | 301 | 9 | 1,132 | 2,317 | 53 | Tirora |
| 28. | चंद्रपूर | 4,505 | 675 | 2,105 | 2,783 | 294 | 11,163 | 21,525 | 3,813 | Chandrapur |
| 28.1 | चंद्रपूर | 1,791 | 341 | 1,542 | 1,365 | 54 | 5,456 | 10,549 | 2,190 | Chandrapur |
| 28.2 | वरोरा | 747 | 88 | 300 | 489 | 234 | 1,312 | 3,170 | 418 | Warora |
| 28.3 | बल्लारपूर | 1,459 | 203 | 196 | 785 | 6 | 3,791 | 6,440 | 1,205 | Ballarpur |
| 28.4 | राजुरा | 508 | 43 | 67 | 144 | .. | 604 | 1,366 | .. | Rajura |
| 29. | गडचिरोली | 517 | 49 | 321 | 208 | 112 | 293 | 1,500 | 456 | Gadchiroli |
| 29.1 | देसाईगंज | 517 | 49 | 321 | 208 | 112 | 293 | 1,500 | 456 | Desaiganj |
| | एकूण नगरपरिषदा | 1,80,765 | 34,298 | 1,18,296 | 1,96,627 | 58,990 | 5,58,392 | 11,47,368 | 3,46,279 | Total Municipal Councils |
| 1 | बृहन्मुंबई महानगरपालिका | 1,32,658 | 1,01,445 | 4,84,931 | 6,64,416 | 4,53,155 | 15,69,246 | 34,05,851 | 3,406 | Bombay Municipal Corporation |
| 2 | ठाणे महानगरपालिका | 7,127 | 1,755 | 15,086 | 12,126 | 4,069 | 61,928 | 1,02,091 | 16,004 | Thane Municipal Corporation |
| 3 | नासिक महानगरपालिका | 11,534 | 5,014 | 4,095 | 10,754 | 4,843 | 37,988 | 74,228 | 23,328 | Nasik Municipal Corporation |
| 4 | पुणे महानगरपालिका | 23,016 | 3,503 | 28,624 | 46,999 | 11,749 | 1,54,083 | 2,67,974 | 2,87,988 | Pune Municipal Corporation |
| 5 | औरंगाबाद महानगरपालिका | 2,955 | 853 | 3,881 | 6,632 | 910 | 12,675 | 27,906 | .. | Aurangabad Municipal Corporation |
| 6 | सोलापूर महानगरपालिका | 6,805 | 2,010 | 25,026 | 13,720 | 5,454 | 56,299 | 1,09,314 | 9,140 | Solapur Municipal Corporation |
| 7 | कोल्हापूर महानगरपालिका | 4,039 | 1,729 | 2,021 | 10,350 | 5,638 | 77,056 | 1,00,833 | 1,00,833 | Kolhapur Municipal Corporation |
| 8 | पिंपरी-चिंचवड महानगरपालिका | 4,902 | 5,116 | 8,324 | 13,181 | 7,876 | 38,277 | 77,676 | 52,250 | Pimpri-Chinchwad Municipal Corporation |
| 9 | नागपूर महानगरपालिका | 24,609 | 5,254 | 49,215 | 30,043 | 7,483 | 78,844 | 1,95,448 | 56,905 | Nagpur Municipal Corporation |
| | एकूण महानगरपालिका | 2,17,645 | 1,26,679 | 6,21,203 | 8,08,221 | 5,01,177 | 20,86,396 | 43,61,321 | 5,49,854 | Total Municipal Corporations |
| | महाराष्ट्र राज्य | 3,98,410 | 1,60,977 | 7,39,499 | 10,04,848 | 5,60,167 | 26,44,788 | 55,08,689 | 8,96,133 | Maharashtra State. |

@ ५०० रुपयापेक्षा कमी/less than 500 rupees.

आधार.—अर्थ व सांख्यिकी संचालनालय, महाराष्ट्र राज्य, मुंबई.

Source.—Directorate of Economics and Statistics, Government of Maharashtra, Bombay.

तक्ता क्रमांक/TABLE 31.4 B (19.3)

चालू खर्च/

| अनुक्रमांक Serial No. | जिल्हा/नगरपरिषदा/महानगरपालिका | सामान्य प्रशासन व बसुलीचा खर्च General Administra- tion and collection charges | सार्वजनिक दिवाबत्ती Public lightings | पाणीपुरवठा Water supply | गटारें जलनिःसारण व सफाई Drainage conservancy and sanitation | रुग्णालये, दवाखाने व लसटोचणी Hospital dispensaries and vaccination | सार्वजनिक बांधकामे | |
|-----------------------------|-------------------------------|---|---|-------------------------------|---|--|----------------------------------|---------------------|
| | | | | | | | शिक्षण Public instructions | इमारती Buildings |
| (1) | (2) | (3) | (4) | (5) | (6) | (7) | (8) | (9) |
| 1. | ठाणे— | 7,032 | 4,782 | 13,473 | 19,819 | 4,436 | 14,236 | 3,477 |
| 1.1 | उल्हासनगर | 4,391 | 3,168 | 8,525 | 8,503 | 184 | 8,554 | 525 |
| 1.2 | भिवंडी-निझामपूर | 1,743 | 1,325 | 4,743 | 10,322 | 3,835 | 5,218 | 2,496 |
| 1.3 | वसई | 656 | 262 | 20 | 855 | 417 | 112 | 164 |
| 1.4 | जव्हार | 242 | 27 | 185 | 139 | @ | 352 | 292 |
| 2. | रायगड— | 6,763 | 1,400 | 5,132 | 6,491 | 2,814 | 3,439 | 6,200 |
| 2.1 | पनवेल | 1,235 | 229 | 806 | 1,985 | 833 | 27 | 167 |
| 2.2 | खोपोली | 1,529 | 432 | 2,683 | 1,183 | 848 | 3,046 | 5,096 |
| 2.3 | अलिबाग | 682 | 82 | 355 | 641 | 1 | 8 | 74 |
| 2.4 | महाड | 608 | 94 | 151 | 288 | 316 | 110 | 178 |
| 2.5 | पेण | 515 | 153 | 184 | 557 | 312 | 25 | 199 |
| 2.6 | रोहा | 425 | 152 | 296 | 310 | 108 | 20 | 27 |
| 2.7 | उरण | 942 | 72 | 428 | 973 | 166 | 19 | 254 |
| 2.8 | मुरुड-जंजिरा | 352 | 48 | 28 | 100 | 86 | 116 | 147 |
| 2.9 | श्रीवर्धन | 226 | 88 | 150 | 213 | .. | 13 | 9 |
| 2.10 | माथेरान | 248 | 50 | 51 | 241 | 144 | 55 | 55 |
| 3. | रत्नागिरी— | 3,539 | 503 | 2,436 | 2,291 | 2,573 | 429 | 977 |
| 3.1 | रत्नागिरी | 1,639 | 239 | 1,593 | 1,299 | 2,007 | 339 | 359 |
| 3.2 | चिपळूण | 1,256 | 171 | 554 | 688 | 196 | 61 | 595 |
| 3.3 | खेड | 331 | 58 | 150 | 149 | 251 | 22 | 23 |
| 3.4 | राजापूर | 313 | 35 | 139 | 155 | 119 | 7 | .. |
| 4. | सिंधुदुर्ग— | 2,092 | 317 | 53 | 931 | 475 | 191 | 330 |
| 4.1 | मालवण | 519 | 138 | .. | 290 | 264 | 84 | 302 |
| 4.2 | बेंगुर्ला | 569 | 91 | 26 | 251 | 106 | 36 | 3 |
| 4.3 | सावंतवाडी | 1,004 | 88 | 27 | 390 | 105 | 71 | 25 |
| 5. | नाशिक— | 8,996 | 1,974 | 5,226 | 14,907 | 5,495 | 17,385 | 5,002 |
| 5.1 | मालेगांव | 4,468 | 1,048 | 2,635 | 9,401 | 3,619 | 13,475 | 3,764 |
| 5.2 | मनमाड | 1,060 | 126 | 1,058 | 1,805 | 604 | 3,613 | 263 |
| 5.3 | झातपूरी | 452 | 131 | 75 | 664 | 151 | 49 | 30 |
| 5.4 | नांदगांव | 283 | 8 | 88 | 270 | 61 | .. | 32 |
| 5.5 | सिन्नर | 705 | 100 | 431 | 419 | 973 | @ | 21 |
| 5.6 | येवला | 754 | 157 | 441 | 1,025 | 715 | 17 | 716 |
| 5.7 | त्रिंबक | 64 | 27 | 55 | 91 | 12 | .. | .. |
| 5.8 | भागूर | 213 | 18 | 124 | 149 | 93 | 20 | 172 |
| 5.9 | सटाणा | 997 | 359 | 319 | 1,083 | 67 | 211 | 4 |
| 6. | धुळे— | 6,905 | 1,248 | 5,868 | 10,089 | 4,878 | 8,923 | 3,079 |
| 6.1 | धुळे | 2,448 | 683 | 4,116 | 5,946 | 2,235 | 4,165 | 1,698 |
| 6.2 | नंदुरबार | 727 | 173 | 738 | 1,760 | 1,680 | 3,776 | 28 |
| 6.3 | शिरपूर वरसडे | 1,015 | 84 | 428 | 814 | 305 | 451 | 6 |
| 6.4 | तळोदी | 378 | 36 | 12 | 367 | 70 | 71 | 11 |
| 6.5 | शहादा | 963 | 166 | 236 | 645 | 452 | 430 | 1,211 |
| 6.6 | ढोडाईचा वरसडे | 898 | 77 | 221 | 415 | 136 | 30 | 125 |
| 6.7 | नयापूर | 476 | 29 | 117 | 142 | .. | .. | .. |

LOCAL BODIES

TABLE No. 31.4B (19.3)

Expenditure of Municipal Councils and Corporations

(1983-84)

(आकडे हजारत)
(Figures in thousand Rs.)

| Current Expenditure | | | | असाधारण खर्च कर्ज आणि वाणिज्यिक उपक्रमांचा खर्च | | अखेरची शिल्लक | एकूण खर्च | District/Municipal Councils/ Corporations |
|---------------------|------------------------|---------------|---------------|---|--|-----------------|-------------------|---|
| Public Works | इतर सार्वजनिक बांधकामे | एकूण (अ ते क) | संकीर्ण (इतर) | एकूण Total | Extra ordinary expenditure debts and expenditure of commercial enterprises | closing balance | Total Expenditure | |
| रस्ते | Other public works | (A to C) | Miscellaneous | Total | | | | (1) |
| (10) | (11) | (12) | (13) | (14) | (15) | (16) | (17) | |
| 6,701 | 10,537 | 20,715 | 38,193 | 1,22,686 | 1,084 | 6,158 | 1,29,929 | Thane |
| 4,816 | 4,857 | 10,198 | 5,279 | 48,802 | .. | 2,038 | 50,840 | Ulhasnagar |
| 823 | 5,034 | 8,353 | 32,308 | 67,847 | .. | 2,803 | 70,650 | Bhiwandi Nizampur |
| 1,021 | 639 | 1,824 | 392 | 4,538 | 647 | 404 | 5,589 | Vasai |
| 41 | 7 | 340 | 214 | 1,499 | 437 | 913 | 2,849 | Jawahar |
| 5,571 | 3,731 | 15,502 | 4,142 | 45,683 | 22,736 | 14,514 | 82,933 | Raigad |
| 1,031 | 572 | 1,770 | 520 | 7,405 | 4,626 | 2,019 | 14,050 | Panvel |
| 579 | 1,544 | 7,213 | 54 | 16,988 | 9,618 | 4,637 | 31,243 | Khopoli |
| 143 | 120 | 337 | 784 | 2,890 | 1,051 | 364 | 4,305 | Alibag |
| 1,817 | 469 | 2,464 | 224 | 4,255 | 2,142 | 762 | 7,159 | Mahad |
| 405 | 48 | 652 | 1,095 | 3,493 | 2,539 | 1,382 | 7,414 | Pen |
| 255 | 527 | 809 | 302 | 2,422 | 614 | 267 | 3,303 | Roha |
| 893 | 393 | 1,540 | 358 | 4,498 | 621 | 2,316 | 7,435 | Uran |
| 165 | 17 | 329 | 92 | 1,152 | 920 | 1,032 | 3,104 | Murud-Janjira |
| 184 | .. | 193 | 114 | 997 | 265 | 953 | 2,215 | Shriwardhan |
| 99 | 41 | 195 | 599 | 1,583 | 340 | 782 | 2,705 | Matheran |
| 1,736 | 656 | 3,369 | 2,159 | 17,299 | 8,776 | 8,321 | 34,396 | Ratnagiri |
| 780 | 508 | 1,647 | 860 | 9,623 | 5,017 | 1,715 | 16,355 | Ratnagiri |
| 384 | 43 | 1,022 | 358 | 4,306 | 2,642 | 3,857 | 10,805 | Chiplun |
| 279 | 105 | 407 | 331 | 1,699 | 544 | 1,462 | 3,705 | Khed |
| 293 | .. | 293 | 610 | 1,671 | 573 | 1,287 | 3,531 | Rajapur |
| 1,250 | 256 | 1,836 | 937 | 6,832 | 2,999 | 4,137 | 13,968 | Sindhadurg |
| 357 | 27 | 686 | 293 | 2,274 | 2,270 | 2,670 | 7,214 | Malvan |
| 81 | 125 | 209 | 243 | 1,531 | 423 | 419 | 2,373 | Vengurla |
| 812 | 104 | 941 | 401 | 3,027 | 306 | 1,048 | 4,381 | Sawantwadi |
| 3,768 | 9,032 | 17,802 | 12,042 | 83,827 | 14,854 | 7,061 | 1,05,742 | Nashik |
| 3,007 | 6,569 | 13,340 | 5,674 | 53,660 | 8,996 | 2,353 | 65,009 | Malegaon |
| 177 | 1,204 | 1,644 | 574 | 10,484 | 3,078 | 1,394 | 14,956 | Manmad |
| .. | 146 | 176 | 274 | 1,972 | 430 | 1,439 | 3,841 | Igatpuri |
| 17 | 177 | 226 | 2,491 | 3,427 | .. | 346 | 3,773 | Nandgaon |
| 156 | 396 | 573 | 641 | 3,042 | 925 | 125 | 4,092 | Sinnar |
| 218 | 202 | 1,136 | 1,764 | 6,009 | .. | 125 | 6,134 | Yeola |
| 65 | .. | 65 | 350 | 664 | 142 | 378 | 1,184 | Trimbak |
| 128 | 225 | 525 | 161 | 1,303 | 541 | 285 | 2,129 | Bhagur |
| .. | 113 | 117 | 113 | 3,266 | 742 | 616 | 4,624 | Satana |
| 3,198 | 5,460 | 11,737 | 8,895 | 58,543 | 27,205 | 13,096 | 98,844 | Dhule |
| 1,536 | 4,733 | 7,967 | 4,392 | 31,952 | 15,368 | 8,345 | 55,665 | Dhule |
| 424 | 289 | 741 | 2,481 | 12,076 | 5,017 | 1,247 | 18,340 | Nandurbar |
| 173 | 36 | 215 | 634 | 3,946 | 1,549 | 612 | 6,107 | Shirpur Varsade |
| 188 | 135 | 334 | 230 | 1,498 | 500 | 326 | 2,324 | Talodi |
| 250 | 226 | 1,687 | 207 | 4,786 | 2,968 | 877 | 8,631 | Shahada |
| 560 | 41 | 726 | 683 | 3,186 | 1,568 | 1,422 | 6,176 | Dondaicha-warvade |
| 67 | .. | 67 | 268 | 1,099 | 235 | 267 | 1,601 | Nawapur |

| (1) | (2) | (3) | (4) | (5) | (6) | (7) | (8) | (9) |
|------|-------------------|--------|-------|--------|--------|-------|--------|-------|
| 7. | जळगाव— | 16,180 | 3,172 | 9,027 | 19,701 | 7,268 | 22,529 | 3,924 |
| 7.1 | जळगाव .. | 5,591 | 1,675 | 3,517 | 5,337 | 1,612 | 8,434 | 1,428 |
| 7.2 | भुसावळ .. | 1,856 | 167 | 1,835 | 3,646 | 947 | 6,206 | 98 |
| 7.3 | अमळनेर .. | 1,986 | 256 | 338 | 3,875 | 1,282 | 3,917 | 497 |
| 7.4 | चाळीसगाव .. | 1,521 | 223 | 704 | 1,504 | 936 | 2,557 | 396 |
| 7.5 | चोपडा .. | 872 | 119 | 351 | 1,240 | 388 | 151 | 220 |
| 7.6 | पाचोरा .. | 851 | 122 | 402 | 896 | 395 | 316 | 79 |
| 7.7 | फैदापूर .. | 379 | 69 | 212 | 401 | 93 | 332 | 2 |
| 7.8 | यावल .. | 474 | 95 | 209 | 495 | 100 | 190 | .. |
| 7.9 | रावेर .. | 577 | 54 | 174 | 464 | 563 | 119 | 87 |
| 7.10 | सावडा .. | 426 | 58 | 249 | 433 | 409 | 220 | 478 |
| 7.11 | पारोळा .. | 661 | 120 | 462 | 477 | 111 | 25 | 312 |
| 7.12 | धरणगांव .. | 660 | 106 | 404 | 590 | 191 | 25 | 250 |
| 7.13 | एरंडोल .. | 326 | 108 | 170 | 343 | 241 | 37 | 77 |
| 8. | अहमदनगर— | 12,182 | 3,731 | 8,281 | 16,207 | 3,989 | 2,770 | 5,372 |
| 8.1 | अहमदनगर .. | 8,475 | 2,373 | 6,306 | 10,065 | 1,914 | .. | 3,066 |
| 8.2 | श्रीरामपूर .. | 1,175 | 819 | 680 | 3,274 | 775 | 1,125 | 219 |
| 8.3 | संगमनेर .. | 1,010 | 232 | 681 | 1,198 | 384 | 1,563 | 20 |
| 8.4 | कोपरगांव .. | 885 | 211 | 391 | 1,008 | 466 | .. | 2,062 |
| 8.5 | राहुरी .. | 576 | 77 | 183 | 624 | 399 | 55 | .. |
| 8.6 | देवलाली प्रवरा .. | 61 | 19 | 40 | 38 | 51 | 27 | 5 |
| 9. | पुणे— | 6,264 | 1,253 | 6,498 | 4,552 | 1,954 | 5,079 | 3,002 |
| 9.1 | बारासती .. | 2,117 | 92 | 3,516 | 1,249 | 631 | 364 | 1,365 |
| 9.2 | लोणावळा .. | 890 | 518 | 478 | 890 | 532 | 1,713 | 643 |
| 9.3 | सासवड .. | 514 | 89 | 209 | 265 | 103 | 259 | 56 |
| 9.4 | जेजुरी .. | 141 | 41 | 162 | 87 | 7 | .. | 58 |
| 9.5 | हंदापूरी .. | 259 | 30 | 115 | 150 | 31 | .. | .. |
| 9.6 | सिरूर .. | 365 | 89 | 266 | 365 | 177 | .. | 36 |
| 9.7 | आळंदी .. | 194 | 32 | 92 | 151 | 66 | 1,292 | 227 |
| 9.8 | जुन्नर .. | 414 | 88 | 561 | 270 | 228 | .. | 109 |
| 9.9 | भौर .. | 194 | 44 | 283 | 315 | 13 | 394 | .. |
| 9.10 | दीड .. | 696 | 96 | 214 | 519 | .. | 15 | 250 |
| 9.11 | तळेगांव दाभाडे .. | 480 | 134 | 602 | 291 | 166 | 1,042 | 258 |
| 10. | सातारा— | 6,398 | 1,202 | 4,059 | 8,465 | 1,849 | 8,594 | 5,077 |
| 10.1 | सातारा .. | 2,519 | 496 | 1,365 | 3,992 | 753 | 5,035 | 2,899 |
| 10.2 | कराड .. | 1,332 | 221 | 1,582 | 2,248 | 611 | 2,345 | 1,106 |
| 10.3 | फलटण .. | 1,165 | 189 | 644 | 1,206 | .. | 50 | 860 |
| 10.4 | रहिमतपूर .. | 153 | 40 | 147 | 18 | 26 | 57 | 22 |
| 10.5 | म्हसवड .. | 161 | 51 | 38 | 245 | 36 | 36 | .. |
| 10.6 | वाई .. | 419 | 87 | 267 | 299 | 119 | 1,002 | 23 |
| 10.7 | पांचगणी .. | 296 | 1 | .. | 176 | 78 | .. | 47 |
| 10.8 | महाबळेश्वर .. | 353 | 117 | 16 | 281 | 226 | 69 | 120 |
| 11. | सांगली— | 5,426 | 1,611 | 11,481 | 9,241 | 2,759 | 12,901 | 4,512 |
| 11.1 | सांगली .. | 2,814 | 958 | 8,850 | 5,297 | 2,100 | 6,492 | 1,508 |
| 11.2 | भिरज .. | 1,218 | 337 | 247 | 2,538 | 548 | 5,111 | 1,323 |
| 11.3 | इस्लामपूर .. | 199 | .. | 623 | 274 | 50 | .. | 485 |
| 11.4 | तासगांव .. | 499 | 136 | 453 | 423 | 50 | 1,191 | 409 |
| 11.5 | आष्टा .. | 260 | 64 | 204 | 305 | 11 | .. | 323 |
| 11.6 | विटा .. | 436 | 116 | 1,104 | 404 | .. | 107 | 464 |
| 12. | सोलापूर— | 6,313 | 994 | 4,059 | 5,671 | 2,528 | 9,083 | 7,005 |
| 12.1 | बाशा .. | 1,764 | 324 | 1,389 | 1,636 | 597 | 2,065 | 844 |
| 12.2 | पंढरपूर .. | 1,661 | 297 | 1,076 | 2,016 | 1,116 | 4,100 | 5,537 |
| 12.3 | करमळा .. | 416 | 79 | 273 | 423 | 58 | .. | .. |
| 12.4 | संगोला .. | 440 | 30 | 466 | 157 | 70 | 3 | 237 |
| 12.5 | अक्कलकोट .. | 594 | 84 | 71 | 491 | 222 | 1,986 | 174 |
| 12.6 | मंयकनेडा .. | 379 | 74 | 258 | 490 | 76 | 791 | 13 |
| 12.7 | मैदगी .. | 148 | 18 | 110 | 173 | 11 | 10 | 4 |
| 12.8 | दुधनी .. | 253 | 54 | 85 | 170 | 40 | 45 | 69 |
| 12.9 | कुर्वाडी .. | 658 | 34 | 331 | 115 | 338 | 83 | 127 |

TABLE No. 31.4 B (19.3) —contd.

| (10) | (11) | (12) | (13) | (14) | (15) | (16) | (17) | (1) |
|-------|-------|--------|--------|----------|--------|--------|----------|------------------|
| 4,135 | 7,319 | 15,378 | 18,978 | 1,12,233 | 36,436 | 8,644 | 1,57,313 | Jalgaon |
| 1,594 | 19,78 | 5,000 | 8,097 | 39,263 | 4,951 | 517 | 44,731 | Jalgaon |
| 772 | 493 | 1,363 | 3,535 | 19,555 | 4,741 | 688 | 24,984 | Bhusaval |
| 458 | 417 | 1,372 | 3,096 | 16,122 | 15,003 | 664 | 31,789 | Amalner |
| 419 | 1,527 | 2,342 | 483 | 10,270 | 2,430 | 2,922 | 15,622 | Chalisgaon |
| 63 | 182 | 465 | 174 | 3,760 | 934 | 515 | 5,209 | Chopda |
| 253 | 2,335 | 2,667 | 713 | 6,362 | 2,663 | 517 | 9,542 | Pachora |
| 74 | 23 | 99 | 588 | 2,173 | 387 | 291 | 2,851 | Faizpur |
| 24 | 20 | 44 | 598 | 2,205 | 361 | 539 | 3,105 | Yawal |
| 236 | 222 | 545 | 276 | 2,772 | 1,643 | 844 | 5,259 | Raver |
| 40 | 78 | 596 | 251 | 2,642 | 1,918 | 282 | 4,842 | Savada |
| 71 | 12 | 395 | 452 | 2,703 | 908 | 427 | 4,038 | Parola |
| 38 | 32 | 320 | 589 | 2,885 | 285 | 206 | 3,376 | Dharangaon |
| 93 | .. | 170 | 126 | 1,521 | 212 | 232 | 1,965 | Erandol |
| 4,921 | 4,263 | 14,556 | 14,433 | 76,149 | 32,723 | 7,669 | 1,16,541 | Ahmednagar |
| 3,490 | 1,482 | 8,038 | 5,539 | 42,710 | 25,471 | 2,906 | 71,087 | Ahmednagar |
| 233 | 361 | 813 | 3,441 | 12,102 | 1,607 | 1,108 | 14,817 | Shirampur |
| 366 | 1,744 | 2,130 | 1,067 | 8,265 | 1,569 | 2,227 | 12,061 | Sangamner |
| 749 | 334 | 3,145 | 1,476 | 7,582 | 3,995 | 900 | 12,477 | Kopergaon |
| 83 | 340 | 423 | 2,883 | 5,220 | .. | 390 | 5,610 | Rahuri |
| .. | 2 | 7 | 27 | 270 | 81 | 138 | 489 | Deolali Pravara |
| 1,272 | 2,444 | 7,018 | 7,496 | 40,114 | 12,855 | 19,123 | 72,092 | Pune |
| 639 | 58 | 2,262 | 1,674 | 11,905 | 3,164 | 4,091 | 19,160 | Baramati |
| 230 | 355 | 1,028 | 1,672 | 7,721 | 1,085 | 7,122 | 15,928 | Lonavala |
| 89 | 146 | 291 | 295 | 2,025 | 2,135 | 1,187 | 5,347 | Saswad |
| .. | 235 | 293 | 564 | 1,295 | .. | 114 | 1,409 | Jejuri |
| 9 | 69 | 78 | 397 | 1,060 | 579 | 367 | 2,006 | Indapur |
| 12 | .. | 48 | 301 | 1,611 | 130 | 3,504 | 5,245 | Sirur |
| 17 | 45 | 289 | 37 | 2,153 | 522 | 288 | 2,963 | Alandi |
| 106 | 150 | 364 | 248 | 2,174 | 2,604 | 205 | 4,983 | Junner |
| 23 | 693 | 716 | 832 | 2,791 | 469 | 270 | 3,530 | Bher |
| 142 | 229 | 621 | 1,341 | 3,502 | .. | 1,467 | 4,969 | Daund |
| 305 | 464 | 1,027 | 135 | 3,877 | 2,167 | 508 | 6,552 | Talegaon Dabhade |
| 3,152 | 4,823 | 13,052 | 7,332 | 50,951 | 18,353 | 10,910 | 80,214 | Satara |
| 1,114 | 3,004 | 7,017 | 1,569 | 22,746 | 9,261 | 2,047 | 34,054 | Satara |
| 807 | 847 | 2,760 | 1,261 | 12,360 | 5,891 | 2,327 | 20,578 | Karad |
| 647 | 329 | 1,836 | 455 | 5,545 | 1,841 | 1,843 | 9,229 | Phaltan |
| 38 | 1 | 61 | 163 | 665 | 78 | 220 | 963 | Rahimatpur |
| 18 | 41 | 59 | 203 | 829 | 67 | 601 | 1,497 | Mhaswad |
| 114 | 73 | 210 | 1,000 | 3,403 | .. | 924 | 4,327 | Wai |
| 88 | 114 | 249 | 1,055 | 1,856 | .. | 1,475 | 3,331 | Panchagani |
| 326 | 414 | 860 | 1,625 | 3,547 | 1,215 | 1,473 | 6,235 | Mahabaleshwar |
| 3,796 | 8,488 | 16,796 | 9,785 | 70,000 | 16,027 | 25,935 | 1,11,962 | Sangli |
| 1,233 | 5,878 | 8,619 | 4,478 | 39,608 | 11,534 | 18,120 | 69,262 | Sangli |
| 1,265 | 1,852 | 4,440 | 2,736 | 17,175 | 2,216 | 4,763 | 24,154 | Miraj |
| 831 | 261 | 1,577 | 1,681 | 4,404 | 866 | 1,756 | 7,026 | Islampur |
| 130 | 299 | 838 | 556 | 4,146 | 638 | 432 | 5,216 | Tasgaon |
| 103 | 15 | 441 | 91 | 1,376 | 243 | 154 | 1,773 | Asthta |
| 234 | 183 | 881 | 243 | 3,291 | 530 | 710 | 4,531 | Vita |
| 1,356 | 4,238 | 12,599 | 4,665 | 45,912 | 17,479 | 12,769 | 76,160 | Solapur |
| 186 | 719 | 1,749 | 1,789 | 11,313 | 5,127 | 4,708 | 21,148 | Barshi |
| 534 | 2,347 | 8,418 | 991 | 19,675 | 8,976 | 2,454 | 31,105 | Pandharpur |
| .. | 380 | 380 | 460 | 2,089 | 293 | 1,198 | 3,580 | Karmala |
| 93 | 200 | 530 | 172 | 1,868 | 441 | 746 | 3,055 | Sangola |
| 153 | 389 | 716 | 821 | 4,985 | 1,005 | 2,821 | 8,811 | Akkalkot |
| 25 | 70 | 108 | 114 | 2,290 | 290 | 417 | 2,997 | Mangalwedha |
| 117 | 102 | 223 | 97 | 790 | 244 | 148 | 1,182 | Maindargi |
| 136 | 24 | 229 | 50 | 926 | .. | 114 | 1,040 | Dudhani |
| 112 | 7 | 246 | 171 | 1,976 | 1,103 | 163 | 3,242 | Kurduwadi |

| (1) | (2) | (3) | (4) | (5) | (6) | (7) | (8) | (9) |
|-------|-------------|--------|-------|-------|-------|-------|-------|-------|
| 13. | कोल्हापूर— | 7,760 | 2,101 | 4,645 | 9,546 | 4,390 | 7,847 | 483 |
| 13.1 | इचलकरंजी | 4,336 | 1,283 | 2,276 | 6,580 | 4,050 | 4,981 | 128 |
| 13.2 | जयसिंगपूर | 753 | 290 | 888 | 979 | 74 | 1,411 | .. |
| 13.3 | मलकापूर | 404 | 15 | 54 | 55 | .. | .. | 7 |
| 13.4 | मुरगड | 317 | 116 | .. | 270 | .. | 6 | 8 |
| 13.5 | वडगांव | 484 | 72 | 203 | 311 | 212 | 89 | 34 |
| 13.6 | गडहिंग्लज | 562 | 102 | 844 | 650 | 38 | 1,208 | 157 |
| 13.7 | कुण्ढवाडी | 343 | 90 | 10 | 244 | 10 | 77 | 12 |
| 13.8 | कागल | 370 | 87 | 368 | 413 | 6 | 33 | 27 |
| 13.9 | पन्हाळा | 191 | 46 | 2 | 44 | .. | 42 | 110 |
| 14. | औरंगाबाद— | 1,991 | 365 | 747 | 1,129 | 44 | 80 | 81 |
| 14.1 | कन्नड | 683 | 72 | 158 | 109 | .. | .. | 12 |
| 14.2 | फलटण | 199 | 98 | 211 | 335 | .. | 12 | 6 |
| 14.3 | वैजापूर | 599 | 159 | 225 | 438 | 23 | 46 | 37 |
| 14.4 | गंगापूर | 291 | 16 | 137 | 154 | 5 | 22 | .. |
| 14.5 | खुलदाबाद | 219 | 20 | 16 | 93 | 16 | .. | 26 |
| 15. | जालना— | 4,347 | 972 | 2,951 | 3,083 | 434 | 1,851 | 530 |
| 15.1 | जालना | 3,392 | 819 | 2,755 | 2,455 | 409 | 1,809 | .. |
| 15.2 | खंबड | 378 | 93 | 96 | 255 | 25 | 20 | 221 |
| 15.3 | भोकरदन | 131 | 23 | 44 | 188 | .. | 15 | 78 |
| 15.4 | परतूर | 446 | 37 | 56 | 185 | .. | 7 | 231 |
| 16. | परभणी— | 7,942 | 1,060 | 5,232 | 4,737 | 566 | 313 | 2,552 |
| 16.1 | परभणी | 2,016 | 448 | 2,217 | 1,648 | 154 | 85 | 951 |
| 16.2 | हिंगोली | 1,122 | 128 | 585 | 671 | 6 | 51 | 420 |
| 16.3 | मानवत | 740 | 41 | 224 | 342 | 36 | 24 | 575 |
| 16.4 | बसमतनगर | 703 | 87 | 353 | 319 | .. | .. | 70 |
| 16.5 | सोनेपेठ | 199 | 50 | 49 | 78 | .. | .. | 40 |
| 16.6 | पुर्णा | 415 | 33 | 555 | 294 | 19 | 60 | 57 |
| 16.7 | कलमनुरी | 379 | 39 | 105 | 90 | .. | .. | 152 |
| 16.8 | गंगाखेड | 599 | 51 | 160 | 343 | 28 | .. | 204 |
| 16.9 | सैलू | 754 | 109 | 550 | 392 | 258 | 56 | 34 |
| 16.10 | जितूर | 604 | 43 | 180 | 338 | 65 | 37 | 401 |
| 16.11 | पाथरी | 411 | 31 | 254 | 222 | .. | .. | .. |
| 17. | बीड— | 3,996 | 1,592 | 2,908 | 3,948 | 1,100 | 302 | 1,965 |
| 17.1 | बीड | 1,327 | 537 | 962 | 1,864 | 909 | 1 | 1,470 |
| 17.2 | आंबेजोगाई | 573 | 125 | 381 | 497 | 13 | 48 | 330 |
| 17.3 | परळी वैजनाथ | 1,054 | 691 | 993 | 854 | 164 | 154 | 137 |
| 17.4 | मांजलेगांव | 553 | 125 | 260 | 275 | 14 | 22 | 20 |
| 17.5 | गेवराई | 216 | 61 | 213 | 346 | .. | 77 | 8 |
| 17.6 | घारूर | 273 | 53 | 99 | 112 | .. | .. | .. |
| 18. | नांदेड— | 10,242 | 1,266 | 4,322 | 8,888 | 1,689 | 953 | 4,049 |
| 18.1 | नांदेड | 6,447 | 846 | 2,768 | 6,300 | 1,672 | 455 | 3,770 |
| 18.2 | बिलोली | 330 | 33 | 96 | 178 | 2 | 149 | .. |
| 18.3 | उन्नी | 191 | 52 | 65 | 202 | .. | .. | .. |
| 18.4 | मुदखेड | 161 | 37 | 116 | 159 | 8 | 34 | 7 |
| 18.5 | कंधार | 428 | 56 | 239 | 359 | @ | @ | 1 |
| 18.6 | हदगांव | 376 | 73 | 97 | 119 | .. | .. | .. |
| 18.7 | धर्माबाद | 482 | 25 | 259 | 406 | .. | 51 | 6 |
| 18.8 | देगलूर | 746 | 31 | 346 | 540 | 4 | 178 | 265 |
| 18.9 | कुंडलवाडी | 254 | 29 | 59 | 116 | .. | 6 | .. |
| 18.10 | मुखेड | 401 | 48 | 112 | 243 | 3 | 71 | .. |
| 18.11 | किनवट | 426 | 36 | 165 | 266 | .. | 9 | .. |
| 19. | उस्मानाबाद— | 2,744 | 514 | 2,510 | 1,865 | 191 | 813 | 791 |
| 19.1 | उस्मानाबाद | 724 | 200 | 1,196 | 702 | .. | 319 | 327 |
| 19.2 | तुळजापूर | 417 | 64 | 622 | 380 | 131 | 353 | 174 |
| 19.3 | परंडा | 235 | 72 | 108 | 104 | 14 | 9 | 139 |
| 19.4 | ओमेर्गा | 121 | 66 | 142 | 126 | .. | 66 | .. |
| 19.5 | भूम | 255 | 26 | 168 | 128 | 5 | 45 | 51 |

TABLE NO. 31.4-B (19.3)—contd.

| (10) | (11) | (12) | (13) | (14) | (15) | (16) | (17) | (2) |
|-------|-------|--------|-------|--------|--------|--------|----------|----------------|
| 1,361 | 4,495 | 6,339 | 5,429 | 48,057 | 61,894 | 38,418 | 1,48,369 | Kolhapur |
| 339 | 3,319 | 3,786 | 3,646 | 30,938 | 59,278 | 33,140 | 1,23,356 | Ichalkaranji |
| 288 | 539 | 827 | 386 | 5,608 | 626 | 507 | 6,741 | Jaysingpur |
| 70 | 20 | 97 | 122 | 757 | .. | 257 | 1,014 | Malkapur |
| .. | .. | 8 | 41 | 758 | 41 | 326 | 1,125 | Murgud |
| 131 | 63 | 228 | 117 | 1,716 | 557 | 561 | 2,833 | Wadgaon |
| 103 | 202 | 462 | 351 | 4,217 | 485 | 2,353 | 7,055 | Gadhinglaj |
| 301 | 271 | 584 | 351 | 1,709 | 350 | 452 | 2,511 | Kutundwadi |
| 126 | 81 | 234 | 286 | 1,797 | 412 | 227 | 2,436 | Kagal |
| 3 | 2 | 113 | 119 | 557 | 145 | 595 | 1,297 | Panhala |
| 251 | 314 | 646 | 1,074 | 6,076 | 1,114 | 2,602 | 9,792 | Aurangabad |
| 27 | 57 | 96 | 251 | 1,369 | .. | 426 | 1,795 | Kannad |
| 14 | 45 | 65 | 196 | 1,116 | .. | 1,026 | 2,142 | Palthana |
| 147 | 83 | 267 | 493 | 2,250 | 1,114 | 728 | 4,092 | Vaijapur |
| 9 | 9 | 18 | 82 | 725 | .. | 300 | 1,025 | Gangapur |
| 54 | 120 | 200 | 52 | 616 | .. | 122 | 738 | Khidabad |
| 1,793 | 6,384 | 8,707 | 2,990 | 25,335 | .. | 6,245 | 31,580 | Jalna |
| 1,496 | 6,105 | 7,601 | 2,558 | 21,798 | .. | 5,667 | 27,465 | Jalna |
| 251 | 193 | 665 | 99 | 1,631 | .. | 306 | 1,937 | Ambad |
| 20 | 32 | 130 | 30 | 561 | .. | 56 | 617 | Bhokardan |
| 26 | 54 | 311 | 303 | 1,345 | .. | 216 | 1,561 | Partur |
| 2,285 | 4,864 | 9,704 | 2,815 | 32,366 | 2,629 | 8,210 | 43,205 | Parbhani |
| 1,148 | 1,783 | 3,882 | 742 | 11,192 | 1,307 | 1,151 | 13,650 | Parbhani |
| 447 | 714 | 1,581 | 211 | 4,355 | 845 | 3,379 | 8,579 | Hingoli |
| 79 | 42 | 1,688 | 17 | 2,112 | 282 | 496 | 2,890 | Manwat |
| 163 | 181 | 414 | 347 | 2,223 | .. | 484 | 3,071 | Basmatnagar |
| 30 | 10 | 80 | 112 | 568 | .. | 147 | 715 | Sonepeth |
| 102 | 299 | 458 | 150 | 1,984 | .. | 405 | 2,389 | Purna |
| 7 | 139 | 298 | 198 | 1,109 | .. | 238 | 1,347 | Kalamnuri |
| 49 | .. | 253 | 359 | 1,793 | .. | 328 | 2,121 | Gangakhed |
| 64 | 1,674 | 1,772 | 265 | 4,156 | .. | 643 | 4,799 | Sailu |
| 154 | 2 | 205 | 238 | 1,710 | 195 | 391 | 2,296 | Jintur |
| 50 | 20 | 70 | 176 | 1,164 | .. | 184 | 1,348 | Pathari |
| 2,397 | 2,261 | 6,623 | 3,955 | 24,424 | 1,311 | 3,912 | 29,647 | Beed |
| 1,604 | 404 | 3,478 | 2,014 | 11,092 | 5 | 610 | 11,707 | Beed |
| 150 | 400 | 880 | 564 | 3,081 | .. | 730 | 3,811 | Ambajogai |
| 286 | 954 | 1,377 | 638 | 5,925 | 310 | 1,224 | 7,459 | Parli Vaijnath |
| 163 | 268 | 451 | 226 | 1,926 | 119 | 793 | 2,838 | Manjlegaon |
| 93 | 235 | 336 | 353 | 1,602 | 877 | 224 | 2,703 | Georai |
| 101 | .. | 101 | 160 | 798 | .. | 331 | 1,129 | Dharur |
| 2,838 | 5,070 | 11,957 | 6,451 | 45,768 | 3,840 | 7,291 | 56,899 | Nanded |
| 2,243 | 4,742 | 10,755 | 5,168 | 34,411 | 1,981 | 1,926 | 38,318 | Nanded |
| 10 | 3 | 13 | 97 | 898 | .. | 19 | 917 | Biloli |
| 36 | 2 | 38 | 77 | 625 | .. | 593 | 1,218 | Umari |
| 39 | .. | 46 | 21 | 582 | 18 | 204 | 804 | Mudkhed |
| 102 | 58 | 161 | 104 | 1,347 | 4 | 410 | 1,761 | Kandhar |
| 85 | 1 | 86 | 36 | 787 | 72 | 659 | 1,518 | Hadgaon |
| 20 | .. | 26 | 109 | 1,358 | 732 | 908 | 2,998 | Dharmabad |
| 132 | 138 | 535 | 271 | 2,651 | 129 | 781 | 3,561 | Deglur |
| 1 | .. | 1 | 40 | 505 | 18 | 79 | 602 | Kundalwadi |
| 100 | 23 | 123 | 59 | 1,060 | .. | 204 | 1,264 | Mukhed |
| 70 | 103 | 173 | 469 | 1,544 | 885 | 1,508 | 3,938 | Kinwat |
| 723 | 616 | 2,130 | 3,383 | 14,149 | 1,533 | 3,949 | 19,632 | Osmanabad |
| 179 | 194 | 700 | 542 | 4,383 | 919 | 1,265 | 6,567 | Osmanabad |
| 148 | 195 | 517 | 1,194 | 3,678 | .. | 376 | 4,054 | Tuljapur |
| 174 | 40 | 353 | 492 | 1,387 | .. | 273 | 1,660 | Paranda |
| 23 | 23 | 46 | 676 | 1,243 | .. | 334 | 1,577 | Omerga |
| 92 | 66 | 209 | 171 | 1,007 | .. | 96 | 1,103 | Bhoom |

| (1) | (2) | (3) | (4) | (5) | (6) | (7) | (8) | (9) |
|------------|----------------|---------------|--------------|--------------|---------------|--------------|---------------|--------------|
| 19.6 | मुरुम | 194 | 21 | 37 | 88 | .. | .. | .. |
| 19.7 | नळदुर्ग | 264 | 46 | 61 | 102 | .. | .. | .. |
| 19.8 | क्रळंब | 534 | 19 | 176 | 235 | 41 | 21 | 100 |
| 20. | लातूर | 4,759 | 1,913 | 3,317 | 5,114 | 898 | 981 | 5,940 |
| 20.1 | लातूर | 2,354 | 1,331 | 2,038 | 3,103 | 898 | 979 | 5,370 |
| 20.2 | उदगोर | 1,373 | 420 | 887 | 1,293 | .. | .. | 269 |
| 20.3 | अहमदपूर | 369 | 42 | 80 | 304 | .. | 2 | 94 |
| 20.4 | निलंगा | 373 | 76 | 194 | 248 | .. | .. | 43 |
| 20.5 | औसा | 290 | 44 | 118 | 166 | .. | .. | 164 |
| 21. | बुलढाणा | 9,290 | 696 | 3,397 | 8,056 | 1,225 | 8,183 | 1,435 |
| 21.1 | बुलढाणा | 958 | 96 | 968 | 948 | 55 | 889 | 382 |
| 21.2 | खामगांव | 2,438 | 172 | 1,018 | 2,578 | 386 | 2,261 | 18 |
| 21.3 | मलकापूर | 1,909 | 45 | 691 | 1,615 | 234 | 1,494 | 541 |
| 21.4 | शेगांव | 625 | 15 | 65 | 573 | 54 | .. | 37 |
| 21.5 | जळगांव-जामीद | 239 | 32 | .. | 263 | 43 | 480 | 18 |
| 21.6 | मेहकर | 530 | 57 | 346 | 523 | 170 | 414 | 13 |
| 21.7 | नांदुरा | 1,059 | 52 | 4 | 657 | 9 | 743 | 5 |
| 21.8 | चिखली | 998 | 164 | 230 | 567 | 206 | 764 | 421 |
| 21.9 | देऊळगांव राजा | 534 | 63 | 75 | 332 | 68 | 1,138 | .. |
| 22. | अकोला | 14,072 | 2,181 | 9,572 | 15,269 | 2,660 | 13,551 | 9,591 |
| 22.1 | अकोला | 7,465 | 1,371 | 8,147 | 9,837 | 958 | 6,968 | 8,909 |
| 22.2 | अकोट | 1,261 | 173 | 121 | 1,403 | 482 | 1,263 | 20 |
| 22.3 | कारंजा | 913 | 121 | 137 | 1,169 | 442 | 1,483 | 157 |
| 22.4 | वाशिम | 993 | 164 | 423 | 907 | 305 | 1,151 | 36 |
| 22.5 | सूतिजापूर | 725 | 58 | 266 | 831 | 114 | 944 | 3 |
| 22.6 | बालापूर | 616 | 114 | 273 | 300 | 125 | 537 | 52 |
| 22.7 | तेल्हारा | 495 | 54 | 24 | 295 | 93 | 312 | 24 |
| 22.8 | पातूर | 473 | 24 | 7 | 119 | 56 | 289 | 390 |
| 22.9 | मंगरूळपीर | 1,131 | 102 | 174 | 418 | 85 | 604 | .. |
| 23. | अमरावती | 5,780 | 757 | 1,260 | 4,457 | 2,292 | 7,722 | 641 |
| 23.1 | अचलपूर | 1,459 | 313 | 160 | 1,431 | 706 | 2,354 | 184 |
| 23.2 | अंजनगांव सुरजी | 416 | 110 | 141 | 723 | 146 | 917 | 16 |
| 23.3 | मोर्शी | 592 | 22 | 62 | 307 | 46 | 611 | .. |
| 23.4 | वरुड | 850 | 68 | 247 | 1,101 | 761 | 806 | 2 |
| 23.5 | देर्यापूर | 585 | 66 | 120 | 623 | 91 | 710 | 306 |
| 23.6 | चांदूररेल्वे | 386 | 35 | 116 | 252 | 196 | 330 | 3 |
| 23.7 | चांदूरबाझार | 466 | 26 | 44 | 268 | 152 | 621 | 1 |
| 23.8 | धामणगांव | 830 | 53 | 272 | 551 | 180 | 747 | 7 |
| 23.9 | शेंदूरजना | 108 | 39 | 87 | 160 | 14 | 619 | 105 |
| 23.10 | चिखलदरा | 88 | 25 | 11 | 41 | .. | 7 | 17 |
| 24. | यवतमाळ | 7,783 | 975 | 3,168 | 7,188 | 1,743 | 9,151 | 2,398 |
| 24.1 | यवतमाळ | 1,840 | 270 | 406 | 2,824 | 270 | 3,243 | 285 |
| 24.2 | वर्णा | 1,156 | 104 | 197 | 1,033 | 332 | 883 | 121 |
| 24.3 | पुसद | 1,253 | 188 | 1,092 | 1,035 | 429 | 1,481 | 487 |
| 24.4 | दिग्रस | 1,007 | 102 | 172 | 801 | 289 | 1,014 | 1,158 |
| 24.5 | दारुळा | 638 | 45 | 144 | 236 | 132 | 690 | 56 |
| 24.6 | पांढरकवडा | 502 | 66 | 325 | 454 | 108 | 463 | 34 |
| 24.7 | उमरखेड | 944 | 171 | 685 | 610 | 50 | 934 | 257 |
| 24.8 | घाटंजी | 443 | 29 | 147 | 195 | 133 | 443 | .. |
| 25. | वर्धा | 6,036 | 840 | 3,927 | 6,023 | 958 | 8,338 | 2,034 |
| 25.1 | वर्धा | 2,114 | 355 | 1,603 | 2,635 | 98 | 2,497 | 1,323 |
| 25.2 | हिंगणघाट | 1,249 | 220 | 1,426 | 1,575 | 284 | 1,921 | 16 |
| 25.3 | आर्वा | 844 | 110 | 211 | 818 | 236 | 1,962 | 16 |
| 25.4 | पुलगांव | 837 | 76 | 577 | 830 | 187 | 1,044 | ② |
| 25.5 | देवळी | 640 | 49 | 31 | 15 | 56 | 249 | 135 |
| 25.6 | सिधी | 352 | 30 | 79 | 150 | 97 | 665 | 544 |

TABLE No. 31.4-B (19.3) contd.

| (10) | (11) | (12) | (13) | (14) | (15) | (16) | (17) | (2) |
|--------------|--------------|---------------|---------------|---------------|---------------|---------------|-----------------|-----------------|
| 33 | 12 | 45 | 226 | 611 | .. | 156 | 767 | Murum |
| 50 | 17 | 67 | 61 | 601 | .. | 81 | 682 | Naldurg |
| 24 | 69 | 193 | 21 | 1,240 | 614 | 1,368 | 3,222 | Kallam |
| 1,902 | 1,272 | 9,114 | 26,612 | 28,738 | 7,610 | 4,532 | 40,880 | Latur— |
| 1,351 | 327 | 7,048 | 1,793 | 19,544 | 6,134 | 3,413 | 29,091 | Latur |
| 272 | 790 | 1,331 | 641 | 5,945 | 1,187 | 325 | 7,457 | Udgir |
| 7 | 10 | 111 | 25 | 934 | .. | 174 | 1,108 | Ahmedpur |
| 171 | 74 | 288 | 152 | 1,331 | .. | 182 | 1,513 | Nilanga |
| 101 | 71 | 336 | 36 | 984 | 289 | 438 | 1,711 | Ausa |
| 1,949 | 859 | 4,243 | 4,498 | 39,588 | 19,192 | 6,196 | 64,976 | Buldhana |
| 588 | 95 | 1,065 | 152 | 5,131 | 385 | 224 | 5,740 | Buldhana |
| 270 | 221 | 509 | 242 | 9,604 | 16,005 | 3,956 | 29,565 | Khamgaon |
| .. | 300 | 841 | 194 | 7,023 | 249 | 93 | 7,365 | Malkapur |
| 117 | 11 | 165 | 2,290 | 3,787 | 879 | 58 | 4,724 | Shegaon |
| 105 | 44 | 167 | 59 | 1,283 | 125 | 81 | 1,489 | Jalgaon |
| 100 | 86 | 199 | 829 | 3,068 | 803 | 247 | 4,118 | Mehkar |
| 207 | 73 | 285 | 508 | 3,317 | 18 | 248 | 3,583 | Nandura |
| 522 | 26 | 969 | 224 | 4,122 | 136 | 410 | 4,668 | Chikhali |
| 40 | 3 | 43 | .. | 2,253 | 592 | 879 | 3,724 | Deulgaon Raja |
| 3,286 | 3,827 | 16,704 | 5,880 | 79,889 | 48,216 | 14,935 | 1,43,040 | Akola |
| 1,580 | 2,370 | 12,859 | 2,858 | 50,463 | 37,643 | 12,159 | 1,00,265 | Akola |
| 779 | 383 | 1,182 | 849 | 6,734 | 1,372 | 59 | 8,165 | Akot |
| 338 | 174 | 669 | 674 | 5,608 | 3,098 | 556 | 9,262 | Karanja |
| 211 | 112 | 359 | 189 | 4,491 | 3,756 | 223 | 8,470 | Washim |
| 110 | 93 | 206 | 173 | 3,307 | 625 | 524 | 4,456 | Murtizapur |
| 76 | 31 | 159 | 619 | 2,743 | 44 | 7 | 2,794 | Balapur |
| 16 | 12 | 52 | 358 | 1,683 | 380 | 390 | 2,453 | Telhara |
| 61 | 12 | 463 | 28 | 1,459 | 496 | 347 | 2,302 | Patur |
| 115 | 640 | 755 | 132 | 3,401 | 802 | 670 | 4,873 | Mangrulpir |
| 1,141 | 1,531 | 3,313 | 4,164 | 29,745 | 2,088 | 4,012 | 35,845 | Amravati |
| 477 | 366 | 1,027 | 2,303 | 9,753 | .. | 290 | 10,043 | Achelpur |
| 36 | 186 | 238 | 589 | 3,280 | 669 | 336 | 4,285 | Anajgaon Surji |
| 105 | .. | 106 | 52 | 1,798 | 263 | 710 | 2,791 | Morshi |
| 198 | 64 | 254 | 85 | 3,182 | 592 | 828 | 4,602 | Warud |
| 152 | 280 | 738 | 226 | 3,159 | 122 | 658 | 3,939 | Daryapur |
| 48 | 18 | 69 | 29 | 1,413 | 50 | 274 | 1,737 | Chandur Rly. |
| 95 | 9 | 105 | 86 | 1,768 | 243 | 203 | 2,214 | Chandur Bazar |
| 3 | 159 | 169 | 267 | 3,069 | .. | 145 | 3,214 | Dhamangaon |
| 9 | 26 | 140 | 264 | 1,431 | 149 | 249 | 1,829 | Shendurjana |
| 17 | 423 | 457 | 263 | 892 | .. | 319 | 1,211 | Chikhaldara |
| 1,917 | 1,781 | 6,096 | 3,425 | 39,529 | 4,710 | 5,881 | 50,120 | Yavatmal |
| 1,102 | 1,248 | 2,635 | 196 | 11,684 | 2,127 | 1,830 | 15,647 | Yavatmal |
| 226 | 135 | 482 | 1,124 | 5,311 | 58 | 417 | 5,786 | Wani |
| 316 | 127 | 930 | 622 | 7,030 | 587 | 422 | 8,039 | Pusad |
| 20 | 180 | 1,358 | 89 | 4,832 | 234 | 1,428 | 6,494 | Digras |
| 14 | .. | 70 | 439 | 2,394 | 145 | 277 | 2,816 | Dharwha |
| 21 | 66 | 121 | 181 | 2,220 | 529 | 300 | 3,049 | Pandharkawada |
| 137 | .. | 394 | 587 | 4,375 | 773 | 370 | 5,518 | Umerkhed |
| 81 | 25 | 106 | 187 | 1,683 | 257 | 831 | 2,771 | Ghatanji |
| 1,322 | 1,021 | 4,377 | 2,627 | 33,127 | 5,980 | 2,459 | 41,566 | Wardha |
| 984 | 170 | 2,477 | 1,657 | 13,436 | 1,344 | 991 | 15,771 | Wardha |
| 90 | 437 | 543 | 72 | 7,290 | 4,031 | 562 | 11,883 | Hinganghat |
| 99 | 282 | 397 | 218 | 4,796 | 225 | 197 | 5,218 | Arvi |
| 61 | 126 | 187 | 513 | 4,251 | 167 | 244 | 4,662 | Pulgaon |
| 60 | .. | 195 | 142 | 1,377 | 114 | 424 | 1,915 | Deoli |
| 28 | 6 | 578 | 26 | 1,977 | 99 | 41 | 2,117 | Sindi |

| (1) | (2) | (3) | (4) | (5) | (6) | (7) | (8) | (9) |
|-------------------------------|-----------------------|----------|----------|----------|----------|----------|----------|----------|
| 26. | नागपूर | 6,050 | 802 | 1,669 | 3,102 | 1,252 | 7,256 | 1,245 |
| 26.1 | काम्पटी | 1,508 | 196 | 416 | 125 | 401 | 1,935 | 20 |
| 26.2 | उमरेड | 837 | 98 | 210 | 907 | 224 | 927 | 3 |
| 26.3 | रामटेक | 642 | 98 | .. | 37 | 73 | 390 | 180 |
| 26.4 | बापा | 371 | 36 | 88 | 229 | 84 | 367 | 2 |
| 26.5 | कळमेश्वर | 543 | 53 | 243 | 234 | 34 | 551 | 250 |
| 26.6 | मेवार | 190 | 16 | 4 | 91 | 43 | 327 | 32 |
| 26.7 | सावनेर | 492 | 110 | 193 | 322 | 26 | 627 | 285 |
| 26.8 | काटोल | 832 | 99 | 430 | 657 | 246 | 1,080 | 7 |
| 26.9 | तरखेड | 397 | 56 | 17 | 325 | 43 | 843 | 457 |
| 26.10 | मोहपा | 238 | 40 | 68 | 175 | 78 | 209 | 9 |
| 27. | भंडारा | 7,858 | 1,917 | 1,845 | 5,689 | 386 | 6,591 | 1,770 |
| 27.1 | गोंदिया | 2,493 | 1,169 | 921 | 3,301 | 270 | 4,049 | 1,095 |
| 27.2 | भंडारा | 1,659 | 430 | 481 | 1,124 | 73 | 1,866 | 67 |
| 27.3 | तुमसर | 2,312 | 167 | 307 | 715 | 6 | .. | 30 |
| 27.4 | पवनी | 726 | 54 | 136 | 207 | 13 | 119 | 20 |
| 27.5 | तिरोरा | 668 | 97 | .. | 342 | 24 | 557 | 558 |
| 28. | चंद्रपूर | 5,740 | 930 | 2,682 | 5,919 | 1,683 | 4,409 | 2,602 |
| 28.1 | चंद्रपूर | 2,506 | 596 | 2,016 | 3,726 | 107 | 2,956 | 2,242 |
| 28.2 | बल्हारपूर | 1,883 | 151 | 190 | 1,475 | 1,275 | 140 | 82 |
| 28.3 | बरोरा | 829 | 87 | 388 | 530 | 301 | 845 | 14 |
| 28.4 | राजुरा | 522 | 96 | 88 | 188 | .. | 468 | 264 |
| 29. | गडचिरोली | 645 | 84 | 251 | 196 | 41 | 14 | 17 |
| 29.1 | देसाईगंज | 645 | 84 | 251 | 196 | 41 | 14 | 17 |
| एकूण नगर परिषदा | | 1,95,125 | 41,152 | 1,29,996 | 2,12,574 | 62,570 | 1,89,914 | 86,081 |
| I | मुंबई | 1,44,581 | 1,11,978 | 3,82,780 | 5,20,438 | 4,54,175 | 3,96,246 | 27,137 |
| II | ठाणे | 9,618 | 5,288 | 20,558 | 17,102 | 4,446 | 21,926 | 10,293 |
| III | नाशिक | 13,236 | 5,915 | 8,489 | 15,103 | 3,499 | 6,676 | 11,486 |
| IV | पुणे | 24,086 | 4,962 | 44,355 | 51,355 | 13,292 | 56,792 | 6,339 |
| V | पिंपरी चिंचवड | 7,308 | 1,894 | 9,052 | 7,752 | 3,819 | 4,792 | 14,041 |
| VI | सोलापूर | 7,828 | 1,883 | 14,451 | 15,392 | 4,457 | 28,686 | 6,805 |
| VII | कोल्हापूर | 13,055 | 1,284 | 1,223 | 14,817 | 6,469 | 21,570 | 269 |
| VIII | औरंगाबाद | 5,102 | 2,875 | 6,862 | 13,056 | 584 | 5,603 | 1,365 |
| IX | नागपूर | 28,832 | 5,586 | 32,393 | 42,766 | 9,745 | 33,733 | 1,148 |
| X | कल्याण | 10,110 | 3,442 | 12,220 | 10,967 | 5,175 | 2,327 | 361 |
| XI | अमरावती | 6,422 | 1,532 | 2,073 | 7,942 | 1,070 | 706 | 1,682 |
| एकूण महानगरपालिका | | 2,70,178 | 1,46,739 | 5,34,456 | 7,16,690 | 5,06,731 | 5,79,057 | 80,927 |
| एकूण महाराष्ट्र राज्य | | 4,65,303 | 1,87,891 | 6,64,452 | 9,29,264 | 5,69,301 | 7,62,971 | 1,67,008 |

@ पांचशे रुपयांपेक्षा कमी

आधार :- अर्थ व सांख्यिकी संचालनालय, महाराष्ट्र शासन, मुंबई.

TABLE No. 31.4 B—(19.3)

| (10) | (11) | (12) | (13) | (14) | (15) | (16) | (17) | (2) |
|-----------------|-----------------|-----------------|------------------|------------------|------------------|------------------|------------------|------------------------------------|
| 811 | 3,675 | 5,731 | 2,789 | 28,651 | 7,362 | 5,520 | 41,533 | Nagpur |
| 175 | 2,102 | 2,297 | 217 | 7,095 | 1,185 | 906 | 9,185 | Kamptee |
| 210 | 87 | 300 | 594 | 4,097 | 1,214 | 453 | 5,764 | Umred |
| 64 | 76 | 320 | 614 | 2,174 | 327 | 435 | 2,936 | Ramtek |
| 5 | .. | 7 | 192 | 1,374 | 228 | 531 | 2,133 | Khapa |
| 140 | 456 | 846 | 101 | 2,605 | 41 | 52 | 2,698 | Kalmeshwar |
| 16 | 276 | 324 | 25 | 1,026 | 25 | 110 | 1,155 | Mewar |
| 5 | 24 | 314 | 463 | 2,547 | 984 | 1,817 | 5,348 | Saoner |
| 111 | 139 | 257 | 151 | 3,752 | 3,085 | 527 | 7,364 | Katol |
| 66 | .. | 523 | 393 | 2,597 | 169 | 278 | 3,044 | Narkhed |
| 19 | 515 | 543 | 39 | 1,390 | 104 | 411 | 1,905 | Mohpa |
| 1,409 | 1,651 | 4,830 | 6,624 | 35,740 | 8,781 | 933 | 45,454 | Bhandara |
| 756 | 774 | 2,625 | 3,592 | 18,420 | 3,683 | 517 | 22,620 | Gondiya |
| 291 | 132 | 490 | 2,304 | 8,427 | 2,178 | 227 | 10,832 | Bhandara |
| 207 | 524 | 761 | 197 | 4,465 | 1,423 | 27 | 5,915 | Tumsar |
| 58 | 19 | 97 | 312 | 1,664 | 1,439 | 52 | 3,155 | Pauni |
| 97 | 202 | 857 | 219 | 2,764 | 58 | 110 | 2,932 | Tirora |
| 2,858 | 2,202 | 7,662 | 1,526 | 30,551 | 6,254 | 4,413 | 41,218 | Chandrapur |
| 1,587 | 688 | 4,517 | 1,113 | 17,537 | 2,628 | 2,787 | 22,952 | Chandrapur |
| 1,165 | 1,224 | 2,471 | 10 | 7,595 | 3,378 | 801 | 11,774 | Ballarpur |
| 106 | 203 | 323 | 312 | 3,615 | 248 | 424 | 4,287 | Warora |
| .. | 87 | 351 | 91 | 1,804 | .. | 401 | 2,205 | Rajura |
| 77 | 39 | 133 | 70 | 1,434 | 659 | 487 | 2,580 | Gadchiroli |
| 77 | 39 | 133 | 70 | 1,434 | 659 | 487 | 2,580 | Desaiganj |
| 69,476 | 1,03,109 | 2,58,666 | 1,89,400 | 12,73,397 | 3,94,700 | 2,58,332 | 19,26,429 | Total Municipal Councils |
| 1,00,344 | 5,195 | 1,32,676 | 8,43,369 | 29,86,243 | .. | 4,52,974 | 34,39,217 | Bombay |
| 10,757 | 11,035 | 32,085 | 2,443 | 1,13,566 | 24,899 | 1,42,143 | 2,80,608 | Thane |
| 12,548 | 7,179 | 84,131 | 3,428 | 87,559 | 35,443 | 35,551 | 1,58,553 | Nashik |
| 22,753 | 9,394 | 38,486 | 67,039 | 3,00,367 | 3,72,172 | 27,977 | 7,00,516 | Pune |
| 10,303 | 9,789 | 34,133 | .. | 68,750 | .. | 1,09,003 | 1,77,753 | Pimpri Chinchwad |
| 7,026 | 11,333 | 25,164 | 28,890 | 1,26,751 | 11,103 | 48,967 | 1,86,821 | Sholapur |
| 1,613 | 8,252 | 10,134 | 29,746 | 98,298 | .. | 6,108 | 1,04,406 | Kalhapur |
| 5,981 | 12,950 | 20,297 | 6,994 | 61,373 | 11,558 | 9,497 | 82,428 | Aurangabad |
| 31,660 | 12,614 | 45,422 | 15,699 | 2,14,176 | 1,89,103 | 25,910 | 4,29,189 | Nagpur |
| 1,334 | 3,442 | 5,137 | 10,553 | 59,931 | 18,687 | 45,527 | 1,24,145 | Kalyan |
| 2,965 | 10,624 | 15,271 | 7,248 | 42,264 | 2,056 | 6,917 | 51,237 | Amravati |
| 2,07,284 | 1,01,807 | 3,90,018 | 10,15,409 | 41,59,278 | 6,65,021 | 9,10,574 | 57,34,873 | Total Municipal Corporation |
| 2,76,760 | 2,04,916 | 6,48,684 | 12,04,809 | 54,32,675 | 10,59,721 | 11,68,906 | 76,61,302 | Total Maharashtra State |

less than five hundred rupees.

Source.—Directorate of Economics and Statistics, Government of Maharashtra, Bombay.

| अनुक्रमांक Serial No. | जिल्हा | उत्पन्न/ Receipts | | | | वर्ष | स्वनिर्मित साधनांकरवी Self-raised resources | एकूण शासकीय अनुदाने, अभिकरण योजनांसहित Government grants, including Government grants for agency schemes. | शासकीय अनुदान अभिकरण योजनांकरिता Government grants for agency schemes | ऋण विभाग Debt section | एकूण उत्पन्न Total Receipt |
|-----------------------------|------------|----------------------|-----|------|-----|---------|--|--|---|--------------------------------|-------------------------------------|
| | | (1) | (2) | (2A) | (3) | | | | | | |
| 1 | ठाणे | .. | .. | .. | .. | 1982-83 | 0.62 | 14.79 | 0.00 | 12.24 | 27.65 |
| | | | | | | 1983-84 | 0.41 | 15.37 | 0.00 | 13.39 | 29.17 |
| 2 | रायगड | .. | .. | .. | .. | 1982-83 | 0.32 | 11.81 | 0.01 | 10.71 | 22.84 |
| | | | | | | 1983-84 | 0.33 | 14.06 | 0.09 | 11.10 | 25.49 |
| 3 | रत्नागिरी | .. | .. | .. | .. | 1982-83 | 0.30 | 11.67 | 0.00 | 11.77 | 23.74 |
| | | | | | | 1983-84 | 0.25 | 14.12 | 0.04 | 14.35 | 28.72 |
| 4 | सिंधुदुर्ग | .. | .. | .. | .. | 1982-83 | 0.15 | 7.38 | 0.00 | 7.81 | 15.54 |
| | | | | | | 1983-84 | 0.15 | 9.56 | 0.00 | 8.90 | 18.61 |
| 5 | नाशिक | .. | .. | .. | .. | 1982-83 | 0.54 | 15.46 | 0.00 | 15.26 | 31.26 |
| | | | | | | 1983-84 | 0.72 | 17.97 | 0.00 | 17.17 | 35.86 |
| 6 | धुळे | .. | .. | .. | .. | 1982-83 | 0.53 | 12.75 | 0.00 | 2.29 | 15.57 |
| | | | | | | 1983-84 | 0.59 | 16.27 | 0.00 | 1.27 | 18.13 |
| 7 | जळगांव | .. | .. | .. | .. | 1982-83 | 0.92 | 16.94 | 0.01 | 15.68 | 33.54 |
| | | | | | | 1983-84 | 0.99 | 20.17 | 0.01 | 17.48 | 38.64 |
| 8 | अहमदनगर | .. | .. | .. | .. | 1982-83 | 1.98 | 17.27 | 0.00 | 21.46 | 40.71 |
| | | | | | | 1983-84 | 1.12 | 20.06 | 0.00 | 25.84 | 47.02 |
| 9 | पुणे | .. | .. | .. | .. | 1982-83 | 0.90 | 17.56 | 0.00 | 18.20 | 36.66 |
| | | | | | | 1983-84 | 0.96 | 20.22 | 0.00 | 32.27 | 53.45 |
| 10 | सातारा | .. | .. | .. | .. | 1982-83 | 1.20 | 15.79 | 0.00 | 18.26 | 35.25 |
| | | | | | | 1983-84 | 1.27 | 18.17 | 0.00 | 21.18 | 40.62 |
| 11 | सांगली | .. | .. | .. | .. | 1982-83 | 0.80 | 12.73 | 0.00 | 12.52 | 26.05 |
| | | | | | | 1983-84 | 0.83 | 14.72 | 0.00 | 14.27 | 29.82 |
| 12 | सोलापूर | .. | .. | .. | .. | 1982-83 | 0.92 | 14.14 | 0.00 | 14.84 | 29.90 |
| | | | | | | 1983-84 | 0.68 | 16.35 | 0.00 | 16.54 | 33.57 |
| 13 | कोल्हापूर | .. | .. | .. | .. | 1982-83 | 0.79 | 14.41 | 0.00 | 17.60 | 32.80 |
| | | | | | | 1983-84 | 0.74 | 16.13 | 0.00 | 22.62 | 39.49 |
| 14 | औरंगाबाद | .. | .. | .. | .. | 1982-83 | 0.87 | 10.68 | 0.00 | 0.52 | 12.07 |
| | | | | | | 1983-84 | 0.35 | 12.12 | 0.00 | 11.56 | 24.03 |
| 15 | परभणी | .. | .. | .. | .. | 1982-83 | 0.46 | 10.79 | 0.01 | 8.72 | 19.97 |
| | | | | | | 1983-84 | 0.63 | 12.24 | 0.00 | 9.25 | 22.12 |
| 16 | बीड | .. | .. | .. | .. | 1982-83 | 0.32 | 10.71 | 0.00 | 9.30 | 20.33 |
| | | | | | | 1983-84 | 0.36 | 12.62 | 0.00 | 10.63 | 23.61 |
| 17 | नांदेड | .. | .. | .. | .. | 1982-83 | 0.48 | 11.81 | 0.00 | 11.94 | 24.23 |
| | | | | | | 1983-84 | 0.81 | 14.82 | 0.00 | 13.52 | 29.15 |
| 18 | उस्मानाबाद | .. | .. | .. | .. | 1982-83 | 0.37 | 11.98 | 0.02 | 10.05 | 22.40 |
| | | | | | | 1983-84 | 0.47 | 9.76 | 0.00 | 7.51 | 17.74 |
| 19 | जालना | .. | .. | .. | .. | 1982-83 | 0.22 | 5.65 | 0.00 | 4.92 | 10.79 |
| | | | | | | 1983-84 | 0.41 | 6.83 | 0.00 | 5.84 | 13.08 |
| 20 | लातूर | .. | .. | .. | .. | 1982-83 | 0.10 | 4.07 | 0.00 | 4.61 | 8.78 |
| | | | | | | 1983-84 | 0.25 | 11.30 | 0.00 | 7.74 | 19.29 |

LOCAL BODIES

TABLE No. 31.5 (19.4)

Receipts and Expenditure of Zilla Parishads—

(Rs. in crore)
(रुपये कोटीत)

| Expenditure | | | | | | District |
|---|---------------------|--|--------------|--------------------------|--------------------------------|------------|
| सामान्य प्रशासन General Administration | शिक्षण Education | सामूहिक विकास Community Development | इतर Other | ऋण विभाग Debt section | एकूण खर्च Total Expenditure | |
| (8) | (9) | (10) | (11) | (12) | (13) | (2) |
| 1.89 | 7.79 | 0.03 | 5.34 | 12.53 | 27.58 | Thane |
| 2.08 | 8.27 | 0.04 | 5.68 | 13.32 | 29.39 | |
| 1.12 | 6.89 | 0.02 | 4.50 | 10.20 | 22.73 | Raigad |
| 1.27 | 7.68 | 0.00 | 5.06 | 10.93 | 24.94 | |
| 1.41 | 7.57 | 0.01 | 2.86 | 11.92 | 23.77 | Ratnagiri |
| 1.62 | 8.48 | 0.01 | 4.42 | 14.62 | 29.15 | |
| 0.96 | 4.98 | 0.00 | 1.88 | 7.86 | 15.68 | Sindhudurg |
| 0.72 | 5.65 | 0.02 | 3.17 | 9.03 | 18.59 | |
| 1.83 | 9.39 | 0.04 | 4.99 | 14.93 | 31.18 | Nashik |
| 2.02 | 10.16 | 0.03 | 5.97 | 16.46 | 34.64 | |
| 1.31 | 6.29 | 0.08 | 6.44 | 1.59 | 15.71 | Dhule |
| 1.43 | 7.07 | 0.08 | 7.03 | 1.30 | 16.91 | |
| 2.05 | 9.45 | 0.03 | 6.52 | 15.87 | 33.92 | Jalgaon |
| 2.23 | 10.01 | 0.02 | 8.60 | 17.84 | 38.70 | |
| 1.64 | 10.57 | 0.45 | 6.42 | 21.74 | 40.82 | Ahmednagar |
| 1.79 | 11.21 | 0.40 | 7.86 | 26.01 | 47.27 | |
| 1.98 | 11.30 | 0.06 | 4.72 | 18.20 | 36.26 | Pune |
| 2.23 | 12.50 | 0.06 | 6.17 | 32.17 | 53.13 | |
| 1.26 | 9.54 | 0.02 | 5.93 | 18.12 | 34.87 | Satara |
| 1.42 | 10.40 | 0.04 | 7.71 | 20.82 | 40.39 | |
| 0.86 | 7.76 | 0.08 | 4.80 | 12.51 | 26.01 | Sangli |
| 1.67 | 8.55 | 0.12 | 4.79 | 15.04 | 30.17 | |
| 1.55 | 8.28 | 0.02 | 4.97 | 14.66 | 29.48 | Solapur |
| 1.70 | 8.72 | 0.09 | 6.32 | 17.34 | 34.17 | |
| 1.92 | 8.61 | 0.02 | 4.88 | 17.11 | 32.54 | Kolhapur |
| 2.02 | 9.47 | 0.03 | 5.44 | 22.59 | 39.55 | |
| 1.07 | 6.66 | 0.02 | 3.38 | 0.69 | 11.82 | Aurangabad |
| 1.11 | 7.39 | 0.02 | 3.82 | 11.99 | 24.33 | |
| 1.13 | 6.32 | 0.18 | 3.34 | 9.12 | 20.09 | Parbhani |
| 1.25 | 7.08 | 0.14 | 3.95 | 9.75 | 22.17 | |
| 1.38 | 6.12 | 0.03 | 3.46 | 9.02 | 20.01 | Beed |
| 1.55 | 6.80 | 0.03 | 4.67 | 10.97 | 24.02 | |
| 1.47 | 7.00 | 0.02 | 4.45 | 11.44 | 24.38 | Nanded |
| 1.65 | 7.90 | 0.02 | 5.74 | 13.76 | 29.07 | |
| 0.80 | 8.00 | 0.01 | 3.71 | 9.70 | 22.22 | Osmanabad |
| 0.62 | 5.90 | 0.03 | 3.34 | 8.08 | 17.97 | |
| 0.70 | 3.54 | 0.01 | 1.68 | 4.85 | 10.78 | Jalna |
| 0.79 | 4.02 | 0.01 | 2.30 | 5.82 | 12.94 | |
| 0.35 | 3.24 | 0.03 | 1.15 | 4.25 | 9.02 | Latur |
| 0.62 | 6.63 | 0.01 | 3.21 | 8.44 | 18.91 | |

| (1) | (2) | (2A) | (3) | (4) | (5) | (6) | (7) |
|------------------|----------|---------|-------|--------|------|--------|--------|
| 21 | दुलहाणा | 1982-83 | 0.50 | 9.35 | 0.00 | 10.14 | 19.99 |
| | | 1983-84 | 0.50 | 10.89 | 0.00 | 11.55 | 22.94 |
| 22 | अकोला | 1982-83 | 1.04 | 11.10 | 0.00 | 10.09 | 22.23 |
| | | 1983-84 | 0.96 | 12.54 | 0.00 | 10.92 | 24.42 |
| 23 | अमरावती | 1982-83 | 1.08 | 11.97 | 0.00 | 12.00 | 25.05 |
| | | 1983-84 | 0.90 | 13.71 | 0.00 | 12.22 | 26.83 |
| 24 | यवतमाळ | 1982-83 | 0.86 | 11.49 | 0.01 | 13.48 | 25.83 |
| | | 1983-84 | 0.98 | 13.01 | 0.00 | 16.05 | 30.04 |
| 25 | वर्धा | 1982-83 | 0.34 | 6.50 | 0.00 | 5.20 | 12.04 |
| | | 1983-84 | 0.24 | 7.02 | 0.00 | 5.96 | 13.22 |
| 26 | नागपूर | 1982-83 | 1.33 | 11.34 | 0.00 | 9.19 | 21.86 |
| | | 1983-84 | 0.57 | 12.84 | 0.00 | 10.13 | 23.54 |
| 27 | भंडारा | 1982-83 | 1.51 | 10.64 | 0.00 | 10.80 | 22.95 |
| | | 1983-84 | 1.69 | 11.84 | 0.00 | 12.13 | 25.66 |
| 28 | चंद्रपूर | 1982-83 | 0.48 | 10.87 | 0.07 | 10.00 | 21.35 |
| | | 1983-84 | 0.50 | 9.99 | 0.00 | 10.21 | 20.70 |
| 29 | गडचिरोली | 1982-83 | 0.04 | 2.94 | 0.00 | 2.76 | 5.74 |
| | | 1983-84 | 0.18 | 5.34 | 0.01 | 8.06 | 13.58 |
| महाराष्ट्र राज्य | | 1982-83 | 19.97 | 334.79 | 0.11 | 312.36 | 667.12 |
| | | 1983-84 | 18.84 | 390.04 | 0.21 | 379.66 | 788.54 |

आधार.—अर्थ व सांख्यिकी संचालनालय, महाराष्ट्र शासन, मुंबई.

TABLE No. 31.5 (19.4) — contd.

| (8) | (9) | (10) | (11) | (12) | (13) | (2) |
|--------------|---------------|-------------|---------------|---------------|---------------|--------------------------|
| 1.48 | 6.06 | 0.02 | 2.81 | 9.83 | 20.20 | Buldana |
| 1.83 | 6.76 | 0.01 | 3.11 | 11.77 | 23.48 | |
| 1.44 | 6.80 | 0.02 | 3.49 | 10.16 | 21.91 | Akola |
| 1.52 | 7.55 | 0.02 | 4.22 | 11.48 | 24.79 | |
| 1.80 | 6.90 | 0.01 | 4.41 | 11.85 | 24.97 | Amravati |
| 2.01 | 7.74 | 0.02 | 4.65 | 12.67 | 27.09 | |
| 1.72 | 6.44 | 0.04 | 4.19 | 13.29 | 25.68 | Yavatmal |
| 1.90 | 7.38 | 0.03 | 4.62 | 15.85 | 29.78 | |
| 1.02 | 3.21 | 0.02 | 2.36 | 5.10 | 11.71 | Wardha |
| 1.12 | 3.52 | 0.19 | 2.33 | 5.74 | 12.90 | |
| 1.48 | 6.03 | 0.12 | 4.42 | 9.23 | 21.28 | Nagpur |
| 1.55 | 6.94 | 0.15 | 4.83 | 10.39 | 23.86 | |
| 1.63 | 7.47 | 0.00 | 3.28 | 10.40 | 22.78 | Bhandara |
| 1.80 | 8.40 | .. | 3.86 | 11.52 | 25.58 | |
| 1.17 | 5.42 | 0.03 | 4.29 | 10.44 | 21.35 | Chandrapur |
| 0.57 | 5.57 | 0.04 | 4.55 | 9.93 | 20.66 | |
| 0.32 | 1.20 | 0.01 | 1.16 | 2.94 | 5.63 | Gadchiroli |
| 0.67 | 2.05 | 0.01 | 2.11 | 8.06 | 12.90 | |
| 38.74 | 198.83 | 1.43 | 115.83 | 309.55 | 664.38 | Maharashtra State |
| 42.76 | 219.80 | 1.67 | 139.53 | 383.69 | 787.45 | |

Source.—Directorate of Economics and Statistics, Government of Maharashtra, Bombay.

32. संकीर्ण

MISCELLANEOUS

३२. संकीर्ण :

३२.१. या विभागात सावकारीचे व्यवहार, रिझर्व्ह बँकेचे व्यवहार, आयकराचे वर्गीकरण, नोंदलेले दस्तऐवज, विवाह व सार्वजनिक निवडणुकांचे निकाल यासंबंधी आकडेवारी दिलेली आहे. आर्थिक गणनेसंबंधी आकडेवारीही यात दिलेली आहे.

३२.२. राज्यातील सावकारी कर्जाची नियमित होणारी देवाण-घेवाण ही मुंबई सावकारी नियंत्रण कायदा, १९४६ नुसार नियंत्रित करण्यात येते. या कायदानुसार सावकाराला ज्या क्षेत्रात व्यवसायासाठी अनुज्ञप्ती मिळाली असेल त्याच क्षेत्रात व अशा अनुज्ञप्तीच्या अटीनुसारच त्याला आपला व्यवसाय करणे आवश्यक असते.

३२.३. ह्या विभागात ३१ मार्चच्या अखेरीस आयकर भरणाऱ्यांचे आयकर पाव उत्पन्न गटानुसार वर्गीकरण देण्यात आले आहे. आयकरदात्याचे खालीलप्रमाणे उपविभाग पाडण्यात येतात. (अ) वैयक्तिक (ब) हिंदु अविभक्त कुटुंबे (क) अनौदणीकृत व्यवसाय (ड) व्यक्ती समूह (इ) नोंदणीकृत व्यवसाय (फ) संस्था. ह्या तक्त्यात दाखविलेले उत्पन्न हे एकूण उत्पन्नातून नुकसानभरपाई व इतर अनुज्ञेय सूट वगळून राहिलेले करपात उत्पन्न असते. मुंबई विवाह कायदा, विशेष विवाह कायदा व इतर कायदानुसार राज्यात नोंदलेल्या विवाहांची संख्या देण्यात आली आहे. मुंबई विवाह नोंदणी कायदा, १९५४ हा राज्यातील सर्व महानगरपालिका, नगरपालिका आणि तालुक्यांची मुख्यालये यांना लागू करण्यात आला आहे.

32. Miscellaneous :

32.1. In this section are given data on money-lending operations of Reserve Bank, classification of Income Tax, documents and marriages registered and results of general elections. Data on Economic Census are also given.

32.2. The transaction of money-lending in the State are controlled under the provisions of the Bombay Money-Lenders Act, 1946. According to the Act, no money-lender is to carry on the business of money-lending except in the area for which he has been granted a licence and except in accordance with the terms and conditions of such licence.

32.3. In this section, classification of the assesses assessed to income tax according to range of income assessed to tax their income and tax payable for the assessment year ending 31st March is given. The assesses are subdivided into (i) individuals (ii) Hindu undivided families (iii) unregistered firms (iv) association of persons (v) registered firms (vi) companies. The total income shown in the table represents the income assessed to tax after deduction, set off of losses and other admissible rebate from gross income. The number of marriages registered in Maharashtra State under Bombay Marriages Act, Special Marriages Act, and other Acts is given. The Bombay Registration of Marriages Act, 1954, is applicable to all the corporation cities, municipal towns and headquarters of tahsils.

32. संक्षेप/MISCELLANEOUS

तक्ता क्रमांक/TABLE No 32.1 (2.24)

बिगर शेतकी आस्थापनाची संख्या व त्यातील रजिस्टर
Number of Non-agricultural Establishments and Employment

आर्थिक गणना
Economic Census, 1980

| अनुक्रमांक Serial No. | जिल्हा | आस्थापना Establishment | | | नेहमीचे कामगार Usually employed | | | पगारी कामगार Hired workers | | | District |
|-----------------------------|------------|---------------------------|----------------|---------------|------------------------------------|----------------|---------------|-------------------------------|----------------|---------------|-------------------|
| | | ग्रामीण Rural | नागरी Urban | एकूण Total | ग्रामीण Rural | नागरी Urban | एकूण Total | ग्रामीण Rural | नागरी Urban | एकूण Total | |
| (1) | (2) | (3) | (4) | (5) | (6) | (7) | (8) | (9) | (10) | (11) | (12) |
| 1 | बृहन्मुंबई | .. | 1,63,384 | 1,63,384 | .. | 19,30,076 | 19,30,076 | .. | 17,44,112 | 17,44,112 | Greater Bombay |
| 2 | ठाणे | 14,839 | 25,039 | 39,878 | 1,38,151 | 2,67,190 | 4,05,341 | 1,28,757 | 2,46,850 | 3,75,607 | Thane |
| 3 | रायगड | 8,922 | 4,600 | 13,522 | 46,630 | 35,710 | 85,340 | 42,364 | 34,299 | 76,663 | Raigad |
| 4 | रत्नागिरी | 17,556 | 3,712 | 21,268 | 58,564 | 23,269 | 86,833 | 54,306 | 25,692 | 79,998 | Ratnagiri |
| 5 | नाशिक | 10,199 | 13,988 | 24,187 | 50,157 | 1,54,727 | 2,04,884 | 46,472 | 1,40,378 | 1,86,850 | Nashik |
| 6 | धुळे | 6,901 | 5,811 | 12,712 | 29,788 | 43,126 | 72,914 | 27,274 | 37,725 | 65,000 | Dhule |
| 7 | जळगाव | 9,756 | 7,193 | 16,949 | 46,517 | 66,748 | 1,13,265 | 42,588 | 59,392 | 1,01,980 | Jalgaon |
| 8 | अहमदनगर | 12,009 | 5,558 | 17,567 | 83,234 | 42,419 | 1,25,653 | 76,800 | 36,358 | 1,13,158 | Ahmadnagar |
| 9 | पुणे | 13,378 | 26,311 | 39,689 | 66,304 | 3,18,566 | 3,84,870 | 59,507 | 2,89,942 | 3,49,449 | Pune |
| 10 | सातारा | 9,866 | 4,606 | 14,472 | 50,876 | 37,360 | 88,236 | 47,421 | 32,600 | 80,021 | Satara |
| 11 | सांगली | 8,076 | 5,857 | 13,933 | 37,671 | 57,062 | 94,733 | 34,053 | 51,080 | 85,133 | Sangli |
| 12 | सोलापूर | 13,807 | 13,079 | 26,886 | 54,648 | 1,30,399 | 1,85,047 | 42,398 | 1,14,563 | 1,62,959 | Solapur |
| 13 | कोल्हापूर | 12,110 | 12,795 | 24,905 | 70,414 | 1,11,530 | 1,81,944 | 68,785 | 96,429 | 1,65,214 | Kolhapur |
| 14 | औरंगाबाद | 5,801 | 6,625 | 12,426 | 22,599 | 67,520 | 90,119 | 20,075 | 61,666 | 81,741 | Aurangabad |
| 15 | परभणी | 5,865 | 5,500 | 11,365 | 17,307 | 34,662 | 51,969 | 15,334 | 30,175 | 45,509 | Parbhani |
| 16 | बीड | 4,381 | 3,185 | 7,566 | 17,273 | 22,065 | 39,338 | 15,364 | 19,048 | 34,412 | Beed |
| 17 | नांदेड | 6,015 | 4,548 | 10,563 | 22,632 | 35,627 | 58,259 | 20,575 | 31,451 | 52,026 | Nanded |
| 18 | उस्मानाबाद | 8,390 | 5,066 | 13,456 | 27,950 | 32,407 | 60,357 | 25,381 | 29,061 | 54,442 | Osmanabad |
| 19 | बुलढाणा | 6,046 | 4,013 | 10,059 | 18,836 | 29,784 | 48,620 | 17,186 | 26,503 | 43,689 | Buldana |
| 20 | अकोला | 6,392 | 5,407 | 11,799 | 25,448 | 45,854 | 71,302 | 23,310 | 39,900 | 63,210 | Akola |
| 21 | अमरावती | 6,238 | 7,030 | 13,268 | 20,575 | 53,577 | 74,152 | 18,672 | 46,731 | 65,403 | Amravati |
| 22 | यवतमाळ | 6,117 | 3,899 | 10,016 | 22,500 | 32,654 | 55,154 | 20,690 | 28,853 | 49,543 | Yavatmal |
| 23 | वर्धा | 3,833 | 2,993 | 6,826 | 14,248 | 31,653 | 45,901 | 13,237 | 29,026 | 42,263 | Wardha |
| 24 | नागपूर | 6,388 | 18,338 | 24,726 | 56,755 | 1,59,852 | 2,16,607 | 54,426 | 1,42,058 | 1,96,484 | Nagpur |
| 25 | भंडारा | 6,298 | 3,484 | 9,782 | 44,968 | 29,440 | 74,408 | 41,097 | 26,074 | 67,171 | Bhandara |
| 26 | चंद्रपूर | 7,679 | 2,786 | 10,465 | 36,429 | 30,521 | 66,950 | 33,868 | 28,465 | 62,333 | Chandrapur |
| महाराष्ट्र राज्य | | 2,16,862 | 3,64,807 | 5,81,669 | 10,80,474 | 38,31,798 | 49,12,272 | 9,90,938 | 34,48,432 | 44,39,370 | Maharashtra State |

आधार :—अर्थ व सांख्यिकी संचालनालय, महाराष्ट्र शासन, मुंबई./Source.—Directorate of Economics and Statistics, Government of Maharashtra, Bombay.

32. संकीर्ण/MISCELLANEOUS

सक्ता क्रमांक/TABLE No. 32.2 (17-1)

मुंबई सावकार नियंत्रण कायदा, १९४६ साली दिलेल्या अनुज्ञप्तीची जिल्हावार संख्या.
Number of licences granted in each district under the Bombay Money-Lenders' Act, 1946

| अनुक्रमांक Serial No. | जिल्हा | अनुज्ञप्ती करिता मािलेल्या अर्जांची संख्या Number of applications received | | दिलेल्या अनुज्ञप्तीची संख्या Number of licences granted | | नूतनीकरण केलेल्या अनुज्ञप्तींची संख्या Number of licences renewed | | कायदेशीर अनुज्ञप्तीधारक सावकारांची संख्या Number of money-lenders holding valid licences | | District |
|-----------------------------|------------|---|----------------|--|----------------|--|----------------|---|-----------------|-------------------|
| | | 1982-83 (3) | 1983-84 (4) | 1982-83 (5) | 1983-84 (6) | 1982-83 (7) | 1983-84 (8) | 1982-83 (9) | 1983-84 (10) | |
| (1) | (2) | | | | | | | | | (2) |
| 1 | बृहन्मुंबई | 2,074 | 2,047 | 131 | 130 | 1,943 | 1,915 | 2,074 | 2,045 | Greater Bombay |
| 2 | ठाणे | 233 | 228 | 12 | 10 | 221 | 218 | 233 | 228 | Thane |
| 3 | रायगड | 55 | 82 | 2 | .. | 53 | 32 | 55 | 32 | Raigad |
| 4 | रत्नागिरी | 6 | 3 | .. | .. | 6 | 3 | 6 | 3 | Ratnagiri |
| 5 | सिंधुदुर्ग | 4 | 5 | .. | 1 | 4 | 4 | 4 | 5 | Sindhudurg |
| 6 | नाशिक | 74 | 75 | 7 | 3 | 67 | 40 | 74 | 73 | Nashik |
| 7 | धुळे | 40 | 40 | 2 | 2 | 26 | 29 | 40 | 39 | Dhule |
| 8 | जळगांव | 68 | 73 | .. | 13 | 64 | 60 | 68 | 73 | Jalgaon |
| 9 | अहमदनगर | 32 | 27 | .. | .. | .. | .. | 31 | 27 | Ahmadnagar |
| 10 | पुणे | 157 | 193 | 13 | 18 | 125 | 138 | 157 | 183 | Pune |
| 11 | सातारा | 76 | 77 | 1 | 7 | 74 | 70 | 75 | 77 | Satara |
| 12 | सांगली | 102 | 101 | 7 | 6 | 95 | 95 | 102 | 101 | Sangli |
| 13 | सोलापूर | 218 | 216 | 22 | 11 | 192 | 186 | 216 | 210 | Solapur |
| 14 | कोल्हापूर | 173 | 159 | 14 | 8 | 158 | 151 | 172 | 159 | Kolhapur |
| 15 | औरंगाबाद | 14 | 13 | 1 | 1 | 13 | .. | 14 | 13 | Aurangabad |
| 16 | जालना | 24 | 26 | 1 | 2 | 15 | .. | 16 | 26 | Jalna |
| 17 | परभणी | 70 | 51 | .. | 4 | 7 | 22 | 7 | 50 | Parbhani |
| 18 | बीड | 11 | 10 | .. | 1 | 11 | .. | 11 | 10 | Beed |
| 19 | नांदेड | 34 | 23 | 6 | 1 | 23 | 4 | 33 | 17 | Nanded |
| 20 | उस्मानाबाद | 15 | 17 | 2 | .. | 12 | 16 | 15 | 16 | Osmanabad |
| 21 | लातूर | 13 | 23 | .. | 11 | .. | .. | 9 | 20 | Latour |
| 22 | बुलढाणा | 54 | 52 | .. | 1 | 7 | 9 | 52 | 51 | Buldana |
| 23 | अकोला | 95 | 93 | 3 | 2 | 84 | 83 | 95 | 92 | Akola |
| 24 | अमरावती | 128 | 142 | 11 | 17 | 116 | 125 | 126 | 142 | Amravati |
| 25 | यवतमाळ | 52 | 47 | 2 | 2 | 50 | 45 | 52 | 47 | Yavatmal |
| 26 | वर्धा | 86 | 84 | 4 | 4 | 63 | 80 | 81 | 84 | Wardha |
| 27 | नागपूर | 485 | 532 | 80 | 90 | 282 | 286 | 444 | 503 | Nagpur |
| 28 | भंडारा | 162 | 231 | 5 | 29 | 138 | 165 | 157 | 231 | Bhandara |
| 29 | चंद्रपूर | 119 | 123 | 7 | 15 | 82 | 29 | 110 | 117 | Chandrapur |
| 30 | गडचिरोली | 24 | 30 | 2 | .. | .. | 1 | 24 | 29 | Gadchiroli |
| महाराष्ट्र राज्य | | 4,698 | 4,823 | 335 | 389 | 3,931 | 3,806 | 4,553 | 4,703 | Maharashtra State |

आधार—सहकार आयुक्त आणि निबंधक सहकारी संस्था, महाराष्ट्र शासन, पुणे.

Source:—Commissioner for Co-operation and Registrar, Co-operative Societies, Govt. of Maharashtra, Pune.

32. संकीर्ण/MISCELLANEOUS

तक्ता क्रमांक/TABLE No. 32.3 (17.2)

जिल्हावार अनुज्ञप्तीधारक सावकारांच्या व्यवहारांची माहिती
Transactions of licensed money lenders in each district

(रुपये लाखात)
(Rs. in lakhs)

| अनुक्रमांक Serial No. | जिल्हा | मुंबई सावकार नियंत्रण कायदा, १९४६ च्या कलम २२ खालील सूट न मिळालेले Not exempted under section 22 of the Bombay Money Lenders Act, 1946 | | | | | | मुंबई सावकार नियंत्रण कायदा, १९४६ च्या कलम २२ खालील सूट मिळालेले Exempted under section 22 of the Bombay Money Lenders Act, 1946 | | | | | | District |
|-----------------------------|------------|--|----------------------------------|----------------------------------|----------------------------------|-------------------------|-------------------------|--|----------------------------------|----------------------------------|----------------------------------|-------------------------|-------------------------|----------------|
| | | व्यापार्यास दिलेली कर्जे | | बिगर व्यापार्यास दिलेली कर्जे | | एकूण कर्जे | | व्यापार्यास दिलेली कर्जे | | बिगर व्यापार्यास दिलेली कर्जे | | एकूण कर्जे | | |
| | | Loans advanced to traders | Loans advanced to non-traders | Loans advanced to non-traders | Loans advanced to non-traders | Total loans advanced | Total loans advanced | Loans advanced to traders | Loans advanced to non-traders | Loans advanced to non-traders | Loans advanced to non-traders | Total Loans advanced | Total Loans advanced | |
| | | 1982-83 | 1983-84 | 1982-83 | 1983-84 | 1982-83 | 1983-84 | 1982-83 | 1983-84 | 1982-83 | 1983-84 | 1982-83 | 1983-84 | |
| (1) | (2) | (3) | (4) | (5) | (6) | (7) | (8) | (9) | (10) | (11) | (12) | (13) | (14) | (15) |
| 1 | बृहन्मुंबई | 419 | 85 | 251 | 184 | 670 | 268 | .. | .. | 797 | .. | 797 | .. | Greater Bombay |
| 2 | ठाणे | 3 | 2 | 128 | 251 | 131 | 253 | .. | .. | .. | .. | .. | .. | Thane |
| 3 | रायगड | 1 | 1 | 6 | 6 | 7 | 7 | .. | .. | .. | .. | .. | .. | Raigad |
| 4 | रत्नागिरी | 1 | .. | 3 | .. | 4 | 1 | .. | .. | .. | .. | .. | .. | Ratnagiri |
| 5 | सिंधुदुर्ग | .. | 1 | 5 | 2 | 5 | 2 | .. | .. | .. | .. | .. | .. | Sindhudurg |
| 6 | नाशिक | 25 | 23 | 59 | 89 | 84 | 111 | .. | .. | .. | .. | .. | .. | Naashik |
| 7 | धुळे | .. | 29 | 27 | 8 | 27 | 36 | .. | .. | .. | .. | .. | .. | Dhule |
| 8 | जळगांव | .. | 2 | .. | 37 | .. | 40 | .. | .. | .. | .. | .. | .. | Jalgaon |
| 9 | अहमदनगर | 24 | 3 | 30 | 32 | 54 | 35 | .. | .. | .. | .. | .. | .. | Ahmednagar |
| 10 | पुणे | 134 | 108 | 59 | 182 | 193 | 290 | .. | .. | 37 | 6 | 37 | 6 | Pune |
| 11 | सातारा | 36 | 36 | 165 | 135 | 201 | 171 | .. | 6 | 51 | 24 | 51 | 30 | Satara |
| 12 | सांगली | 89 | 48 | 105 | 72 | 194 | 120 | .. | .. | .. | .. | .. | .. | Sangli |
| 13 | सोलापूर | 65 | 216 | 137 | 232 | 202 | 449 | .. | .. | .. | .. | .. | .. | Solapur |
| 14 | कोल्हापूर | 11 | 7 | 176 | 114 | 187 | 120 | .. | .. | .. | .. | .. | .. | Kolhapur |
| 15 | औरंगाबाद | 47 | 47 | 89 | 80 | 136 | 127 | .. | .. | 9 | .. | 9 | .. | Aurangabad |
| 16 | जालना | 31 | 11 | 1 | 8 | 32 | 19 | .. | .. | .. | .. | .. | .. | Jalna |
| 17 | परभणी | .. | .. | 9 | 12 | 9 | 12 | .. | .. | .. | .. | .. | .. | Parbhani |
| 18 | बीड | .. | 15 | .. | 1 | .. | 16 | .. | .. | .. | 23 | .. | .. | Beed |
| 19 | नांदेड | .. | .. | 5 | 6 | 5 | 6 | .. | .. | .. | .. | .. | .. | Nanded |
| 20 | उस्मानाबाद | 1 | .. | 7 | 9 | 8 | 9 | .. | .. | .. | .. | .. | .. | Osmanabad |

| | | | | | | | | | | | | | | | | | | |
|------------------|----------|----|----|----|----|-------|-------|-------|-------|-------|-------|----|----|-----|----|-----|------------|-------------------|
| 21 | लातूर | .. | .. | .. | .. | 103 | 3 | 6 | 3 | 110 | .. | .. | 29 | .. | 29 | .. | Latur | |
| 22 | बुलढाणा | .. | .. | .. | .. | 12 | 9 | 28 | 29 | 40 | .. | .. | .. | .. | .. | .. | Buldana | |
| 23 | अकोला | .. | .. | .. | .. | 2 | 4 | 13 | 175 | 15 | .. | .. | .. | .. | .. | .. | Akola | |
| 24 | अमरावती | .. | .. | .. | .. | 20 | 30 | 113 | 95 | 133 | .. | .. | .. | .. | .. | .. | Amravati | |
| 25 | यवतमाळ | .. | .. | .. | .. | 15 | 20 | 22 | 25 | 37 | .. | .. | .. | .. | .. | .. | Yavatmal | |
| 26 | वर्धा | .. | .. | .. | .. | 3 | 14 | 98 | 80 | 101 | .. | .. | .. | .. | .. | .. | Wardha | |
| 27 | नागपूर | .. | .. | .. | .. | 124 | 144 | 331 | 346 | 455 | 66 | 72 | .. | 20 | 66 | 92 | Nagpur | |
| 28 | भंडारा | .. | .. | .. | .. | 8 | 14 | 72 | 19 | 80 | .. | .. | .. | .. | .. | .. | Bhandara | |
| 29 | चंद्रपूर | .. | .. | .. | .. | .. | .. | 30 | 4 | 30 | .. | .. | .. | .. | .. | .. | Chandrapur | |
| 30 | गडचिरोली | .. | .. | .. | .. | 9 | .. | 17 | .. | 26 | .. | .. | .. | .. | .. | .. | Gadchiroli | |
| महाराष्ट्र राज्य | | | | .. | .. | 1,080 | 1,972 | 1,989 | 2,239 | 3,069 | 3,211 | 66 | 78 | 923 | 72 | 989 | 150 | Maharashtra State |

आधार—सहकार आयुक्त आणि निबंधक, सहकारी संस्था, महाराष्ट्र शासन, पुणे.

Source.—Commissioner for Co-operation and Registrar Co-operative Societies, Maharashtra State, Pune.

भारतीय रिझर्व्ह बँकेसंबंधी आर्थिक आकडेवारी/

| वर्षातील शेवटचा शुक्रवार Last Friday of the year | चलन विभाग Issue Department | | | | | | बँक व्यवहार विभाग Banking Department | | | | |
|---|---|--|--|--------------------------------------|------------------------------------|---|--|---|---------------|---|--|
| | जबाबदारी Liabilities | | | मालमत्ता Assets | | | जबाबदारी Liabilities | | | | |
| | | | | | | | ठेवी Deposits | | | | |
| | चलनात असलेल्या नोटा Notes in circulation | एकूण तयार केलेल्या नोटा Total notes issued | सोन्याची नाणी व लगडी Gold coin and bullion | परदेशी रोखे Foreign securities | रुपये नाणी(अ) Rupee coin (a) | भारत सरकारचे रुपयातील रोखे Govt. of India rupee securities | केंद्र शासन Central Govern- ment | राज्य शासन State Govern- ment | इतर Others | एकूण इतर घरून Total including others | |
| (1) | (2) | (3) | (4) | (5) | (6) | (7) | (8) | (9) | (10) | (11) | |
| 1960-61 | 1,985 | 1,993 | 118 | 123 | 120 | 1,632 | 76 | 29 | 159 | 264 | |
| 1965-66 | 2,866 | 2,891 | 116 | 95 | 94 | 2,586 | 51 | 26 | 298 | 375 | |
| 1970-71 | 4,212 | 4,221 | 183 | 273 | 52 | 3,714 | 251 | 13 | 289 | 553 | |
| 1975-76 | 6,535 | 6,573 | 183 | 272 | 13 | 6,105 | 660 | 10 | 2,243 | 2,913 | |
| 1980-81 | 13,733 | 13,755 | 226 | 2,364 | 56 | 11,110 | 778 | 11 | 5,732 | 6,521 | |
| 1981-82 | 14,752 | 14,767 | 226 | 1,564 | 37 | 12,940 | 273 | 3 | 6,973 | 7,249 | |
| 1982-83 | 17,000 | 17,046 | 226 | 1,564 | 26 | 15,230 | 3,844 | 14 | 9,932 | 13,790 | |
| 1983-84 | 19,931 | 19,947 | 226 | 1,564 | 17 | 18,140 | 248 | 5 | 14,007 | 14,260 | |

टीप.—(अ) भारत सरकारच्या रुपयांच्या नोटा घरून.
(ब) भरलेले भांडवल आणि राखीव भांडवल.
(क) रोख आणि अल्प मुदतीचे रोखे घरून.

आधार.—रिझर्व्ह बँक ऑफ इंडिया, बुलेटिन, मार्च १९८४.

MISCELLANEOUS

TABLE No. 32-4 (26.1)

Financial statistics relating to the Reserve Bank of India

(कोटी रुपयात)
(In crore rupees)

| बैंक व्यवहार विभाग Banking Department | | | | | | | |
|--|---|-----------------------------------|--|--|---|-------------------------|---------------------------------|
| जबाबदारी Liabilities | | | | मालमत्ता Assets | | | |
| इतर जबाबदाऱ्या Other liabilities (ब) (b) | एकूण ताळेबंद Total liabilities or assets | नोटा व नाणी Notes and coins | परदेशात असलेली शिल्लक Balance held abroad (क) (c) | कर्ज व आगाऊ रकमा Loans and advances | खरेदी केलेली बिले आणि वटाव Bills purchased and discounted | गुंतवणूक Investments | इतर मालमत्ता Other assets |
| (12) | (13) | (14) | (15) | (16) | (17) | (18) | (19) |
| 231 | 495 | 8 | 13 | 225 | 39 | 181 | 20 |
| 349 | 724 | 25 | 15 | 456 | 53 | 132 | 43 |
| 689 | 1,242 | 10 | 77 | 958 | 38 | 113 | 46 |
| 2,137 | 5,050 | 37 | 1,246 | 2,053 | 739 | 444 | 531 |
| 5,108 | 11,629 | 23 | 1,956 | 3,504 | 3,162 | 1,593 | 1,390 |
| 6,386 | 13,635 | 15 | 1,274 | 5,484 | 3,191 | 2,357 | 1,314 |
| 6,072 | 19,862 | 46 | 2,264 | 4,199 | 9,031 | 2,122 | 2,199 |
| 7,260 | 21,520 | 15 | 3,124 | 6,191 | 5,630 | 2,721 | 3,839 |

Notes.—(a) Including Government of India Rupee notes.

(b) Including paid-up capital and reserves.

(c) Including cash and short-term securities.

Source.—Reserve Bank of India Bulletin, March 1984.

32. संकीर्ण/MISCELLANEOUS

तक्ता क्रमांक/TABLE No. 32.5 (26.2)

एकूण करपात्र उत्पन्नाच्या श्रेणीनुसार व करदात्यांच्या वर्गानुसार भारताच्या आयकराचे वर्गीकरण
Classification of the income tax payable by assesses according to the range of total income assessed and classes of assesses

महाराष्ट्र राज्य
Maharashtra State

(रक्कम लाख रुपयांत)
(Amount in lakh Rs.)

| अनुक्रमांक Serial No. | उत्पन्न गट (रुपयांत) Income range (in Rs.) | वर्ष Year | व्यक्ति Individuals | | | अविभक्त हिंदु कुटुंब Hindu undivided families | | | नोंदणी न झालेल्या व्यापारी संस्था Unregistered firms | | | व्यक्तिच्या संस्था Association of persons | | |
|-----------------------------|--|--------------|---|---|--|--|---|---------------------------------|---|--|---------------------------------|---|--|---------------------------------|
| | | | करदात्यांची संख्या No. of assesseees | करपात्र उत्पन्न Income assessed (000) | एकूण कर Total tax (IT+SC) (000) | करदात्यांची संख्या No. of assesseees | करपात्र उत्पन्न Income assessed (000) | एकूण कर Total tax (IT+SC) | करदात्यांची संख्या No. of assesseees | करपात्र उत्पन्न Income assessed | एकूण कर Total tax (IT+SC) | करदात्यांची संख्या No. of assesseees | करपात्र उत्पन्न Income assessed | एकूण कर Total tax (IT+SC) |
| (1) | (2) | (3) | (4) | (5) | (6) | (7) | (8) | (9) | (10) | (11) | (12) | (13) | (14) | (15) |
| 1 | Below 10,000 पेक्षा कमी | 1982-83 | 1,217 | 74 | 7 | 39 | 3 | .. | 18 | 2 | .. | 304 | 116 | 6 |
| | | 1983-84 | 775 | 37 | 4 | 5 | 33 | .. | 4 | .. | .. | 279 | 10 | 5 |
| 2 | 10,001 to 15,000 | 1982-83 | 47,765 | 4,975 | 236 | 1,333 | 110 | 10 | 317 | 39 | 2 | 292 | 36 | 6 |
| | | 1983-84 | 16,328 | 212 | 85 | 901 | 120 | 6 | 141 | 19 | 69 | 315 | 41 | 43 |
| 3 | 15,001 to 20,000 | 1982-83 | 47,841 | 9,180 | 595 | 1 | 251 | 27 | 154 | 27 | 3 | 197 | 34 | 8 |
| | | 1983-84 | 48,894 | 8,391 | 461 | 1,247 | 217 | 22 | 186 | 33 | 2 | 260 | 44 | 7 |
| 4 | 20,001 to 25,000 | 1982-83 | 29,858 | 6,659 | 772 | 973 | 219 | 35 | 116 | 27 | 4 | 140 | 32 | 7 |
| | | 1983-84 | 28,671 | 6,432 | 750 | 818 | 182 | 29 | 68 | 16 | 2 | 75 | 17 | 5 |
| 5 | 25,001 to 30,000 | 1982-83 | 16,727 | 4,597 | 706 | 731 | 200 | 41 | 104 | 30 | 5 | 106 | 29 | 8 |
| | | 1983-84 | 20,594 | 5,638 | 856 | 601 | 164 | 32 | 52 | 15 | 2 | 89 | 25 | 7 |
| 6 | 30,001 to 40,000 | 1982-83 | 15,161 | 6,038 | 1,240 | 822 | 280 | 70 | 104 | 38 | 9 | 174 | 61 | 17 |
| | | 1983-84 | 20,194 | 6,945 | 1,399 | 633 | 219 | 57 | 71 | 26 | 6 | 114 | 40 | 14 |
| 7 | 40,001 to 50,000 | 1982-83 | 7,900 | 3,611 | 923 | 441 | 197 | 63 | 98 | 41 | 12 | 112 | 51 | 17 |
| | | 1983-84 | 8,607 | 3,837 | 973 | 360 | 161 | 51 | 53 | 25 | 7 | 97 | 44 | 16 |
| 8 | 50,001 to 70,000 | 1982-83 | 6,479 | 3,782 | 1,201 | 379 | 223 | 82 | 99 | 60 | 20 | 112 | 67 | 29 |
| | | 1983-84 | 6,598 | 3,853 | 1,208 | 317 | 185 | 66 | 60 | 37 | 11 | 88 | 52 | 20 |
| 9 | 70,001 to 1,00,000 | 1982-83 | 3,150 | 2,591 | 1,000 | 215 | 177 | 76 | 104 | 92 | 39 | 83 | 69 | 32 |
| | | 1983-84 | 3,049 | 2,510 | 954 | 197 | 160 | 67 | 71 | 61 | 24 | 40 | 34 | 12 |
| 10 | 1,00,001 to 2,00,000 | 1982-83 | 1,897 | 2,537 | 1,296 | 94 | 128 | 71 | 75 | 111 | 60 | 70 | 93 | 48 |
| | | 1983-84 | 1,765 | 2,315 | 1,110 | 90 | 123 | 67 | 68 | 97 | 48 | 63 | 87 | 43 |
| 11 | 2,00,001 to 3,00,000 | 1982-83 | 317 | 752 | 443 | 32 | 81 | 51 | 15 | 38 | 23 | 15 | 37 | 20 |
| | | 1983-84 | 303 | 723 | 405 | 15 | 35 | 21 | 16 | 38 | 21 | 22 | 54 | 29 |
| 12 | 3,00,001 to 4,00,000 | 1982-83 | 92 | 320 | 197 | 7 | 25 | 16 | 9 | 32 | 20 | 2 | 6 | 4 |
| | | 1983-84 | 104 | 362 | 206 | 6 | 21 | 13 | 4 | 14 | 8 | 2 | 7 | 4 |
| 13 | 4,00,001 to 5,00,000 | 1982-83 | 52 | 229 | 142 | 2 | 9 | 7 | 8 | 36 | 24 | 3 | 14 | 8 |
| | | 1983-84 | 42 | 185 | 103 | 1 | 5 | 3 | 3 | 13 | 8 | 2 | 9 | 5 |
| 14 | Over 5,00,000 पेक्षा जास्त | 1982-83 | 9 | 80 | 53 | 5 | 30 | 18 | .. | .. | .. | 1 | 5 | 4 |
| | | 1983-84 | 107 | 2,355 | 1,682 | 4 | 34 | 23 | 11 | 182 | 116 | 10 | 198 | 88 |
| Total | | 1982-83 | 1,78,465 | 4,543 | 8,812 | 6,517 | 1,993 | 569 | 1,211 | 572 | 221 | 1,611 | 546 | 211 |
| | | 1983-84 | 1,56,031 | 45,713 | 10,198 | 5,195 | 1,627 | 457 | 808 | 575 | 257 | 1,456 | 660 | 260 |

तबता क्रमांक/TABLE No. 32.5 (26.2) Concl'd.

(रक्कम लाख रुपयांत)
(Amount in Lakh Rs.)

| अनुक्रमांक Serial No. | उत्पन्न गट Income range (in Rs.) | वर्ष Year | नोंदणी झालेल्या संस्था Registered firms | | | व्यापारी संस्था Companies | | | एकूण All classes (total) | | | |
|-----------------------------|--|--------------|---|--|---------------------------------|---|--|---------------------------------|---|--|---------------------------------|--------|
| | | | करदात्यांची संख्या No. of assesseees | करपात्र उत्पन्न Income assessed | एकूण कर Total tax (IT+SC) | करदात्यांची संख्या No. of assesseees | करपात्र उत्पन्न Income assessed | एकूण कर Total tax (IT+SC) | करदात्यांची संख्या No. of assesseees | करपात्र उत्पन्न Income assessed | एकूण कर Total tax (IT+SC) | |
| (1) | (2) | (16) | (17) | (18) | (19) | (20) | (21) | (22) | (23) | (24) | (25) | |
| 1 | Below Rs. 10,000 पेक्षा कमी | 1982-83 | .. | .. | .. | 886 | 36 | 24 | 2,464 | 125 | 37 | |
| | | 1983-84 | .. | .. | .. | 875 | 33 | 21 | 1,938 | 80 | 31 | |
| 2 | 10,001 to 15,000 | 1982-83 | 4,650 | 595 | 9 | 201 | 26 | 16 | 54,558 | 5,840 | 280 | |
| | | 1983-84 | 2,477 | 322 | 5 | 203 | 26 | 16 | 20,365 | 2,656 | 118 | |
| 3 | 15,001 to 20,000 | 1982-83 | 5,508 | 975 | 27 | 145 | 25 | 17 | 55,289 | 10,493 | 676 | |
| | | 1983-84 | 3,902 | 696 | 18 | 149 | 26 | 17 | 54,638 | 9,407 | 528 | |
| 4 | 20,001 to 25,000 | 1982-83 | 4,169 | 942 | 32 | 165 | 37 | 24 | 35,421 | 7,915 | 874 | |
| | | 1983-84 | 2,399 | 541 | 18 | 156 | 36 | 23 | 32,187 | 7,223 | 826 | |
| 5 | 25,001 to 30,000 | 1982-83 | 4,675 | 1,291 | 53 | 134 | 37 | 24 | 22,477 | 6,184 | 837 | |
| | | 1983-84 | 2,243 | 617 | 24 | 125 | 35 | 22 | 23,704 | 6,493 | 943 | |
| 6 | 30,001 to 40,000 | 1982-83 | 7,918 | 2,760 | 146 | 220 | 77 | 51 | 24,399 | 9,255 | 1,533 | |
| | | 1983-84 | 5,057 | 1,755 | 95 | 194 | 68 | 44 | 26,263 | 9,054 | 1,615 | |
| 7 | 40,001 to 50,000 | 1982-83 | 5,364 | 2,434 | 136 | 203 | 93 | 61 | 14,108 | 6,427 | 1,212 | |
| | | 1983-84 | 3,800 | 1,698 | 92 | 159 | 72 | 46 | 13,076 | 5,836 | 1,185 | |
| 8 | 50,001 to 70,000 | 1982-83 | 6,813 | 4,022 | 312 | 290 | 171 | 114 | 14,172 | 8,326 | 1,758 | |
| | | 1983-84 | 4,181 | 2,456 | 184 | 250 | 148 | 94 | 11,494 | 6,730 | 1,584 | |
| 9 | 70,001 to 1,00,000 | 1982-83 | 5,354 | 4,474 | 473 | 372 | 312 | 206 | 9,278 | 7,715 | 1,826 | |
| | | 1983-84 | 3,192 | 2,666 | 276 | 276 | 236 | 151 | 6,825 | 5,668 | 1,485 | |
| 10 | 1,00,001 to 2,00,000 | 1982-83 | 4,774 | 6,476 | 1,025 | 536 | 768 | 502 | 7,446 | 10,112 | 3,003 | |
| | | 1983-84 | 3,050 | 4,202 | 646 | 307 | 446 | 282 | 5,343 | 7,269 | 2,196 | |
| 11 | 2,00,001 to 3,00,000 | 1982-83 | 943 | 2,261 | 472 | 258 | 644 | 430 | 1,580 | 3,812 | 1,439 | |
| | | 1983-84 | 625 | 1,520 | 307 | 164 | 406 | 261 | 1,145 | 2,777 | 1,044 | |
| 12 | 3,00,001 to 4,00,000 | 1982-83 | 311 | 1,073 | 244 | 189 | 653 | 421 | 610 | 2,108 | 901 | |
| | | 1983-84 | 200 | 687 | 151 | 96 | 335 | 218 | 412 | 1,426 | 600 | |
| 13 | 4,00,001 to 5,00,000 | 1982-83 | 172 | 760 | 180 | 107 | 480 | 305 | 344 | 1,527 | 665 | |
| | | 1983-84 | 113 | 508 | 118 | 80 | 366 | 236 | 241 | 1,086 | 473 | |
| 14 | Over 5,00,000 पेक्षा जास्त | 1982-83 | 32 | 609 | 100 | 823 | 1,04,056 | 52,297 | 870 | 1,04,780 | 52,471 | |
| | | 1983-84 | 224 | 3,020 | 684 | 764 | 82,770 | 36,191 | 1,120 | 88,559 | 38,785 | |
| | | Total | 1982-83 | 50,683 | 28,670 | 3,207 | 4,529 | 1,07,413 | 54,492 | 2,43,016 | 1,84,620 | 67,512 |
| | | | 1983-84 | 31,463 | 20,686 | 2,617 | 3,798 | 85,001 | 37,624 | 1,98,751 | 1,54,263 | 51,413 |

टीप.—आंकडे संक्षिप्ततात लिहिल्यामुळे बेरजा जुळणार नाहीत.

Note.—Details do not add up to the totals due to rounding.

आधार.—राज्यवार आयकर आंकडे, १९८२-८३ चे व १९८३-८४, निरीक्षण निदेशालय, संशोधन, सांख्यिकी आणि जनसंपर्क, भारत सरकार, नवी दिल्ली.

Source.—Statewise income tax statistics, 1982-83, 1983-84, published by Directorate of Inspection Research, Statistics and Public Relation, Government of India, New Delhi.

नोंद केलेल्या दस्तऐवजांची संख्या व वर्णन व हस्तांतरित केलेल्या मिळकतीचे मूल्य/

| अनुक्रमांक Serial No. | जिल्हा | स्थावर मिळकतीबाबतच्या नोंदी/ | | | | | | | | | | | |
|-----------------------------|------------|---|----------------------------------|-------------------------|----------------------------------|---------------|----------------------------------|--------------------|----------------------------------|---------------|----------------------------------|--------|-----------------|
| | | नोंदणी कार्यालये Registration offices | | सक्तीच्या Compulsory | | | | ऐच्छिक Optional | | | | | |
| | | संख्या No. | एकूण मूल्य Aggregate value | संख्या No. | एकूण मूल्य Aggregate value | संख्या No. | एकूण मूल्य Aggregate value | संख्या No. | एकूण मूल्य Aggregate value | संख्या No. | एकूण मूल्य Aggregate value | | |
| (1) | (2) | (3) | (4) | (5) | (6) | (7) | (8) | (9) | (10) | (11) | (12) | | |
| 1 | बृहन्मंबई | .. | .. | 2 | 2 | 19,409 | 18,887 | 2,688 | 2,900 | 2,629 | 2,720 | 262 | 300 |
| 2 | ठाणे | .. | .. | 8 | 8 | 13,936 | 20,447 | 2,562 | 3,726 | 1,979 | 3,261 | 891 | 186 |
| 3 | रायगड | .. | .. | 8 | 8 | 5,799 | 5,632 | 530 | 574 | 287 | 241 | 62 | 90 |
| 4 | रत्नागिरी | .. | .. | 4 | 6 | 3,463 | 7,287 | 165 | 747 | 52 | 36 | 1 | 10 |
| 5 | सिंधुदुर्ग | .. | .. | 4 | 4 | 3,796 | 1,652 | 115 | 120 | 138 | 112 | 11 | 21 |
| 6 | नाशिक | .. | .. | 11 | 11 | 52,635 | 22,398 | 12 | 1,870 | 1,392 | 752 | 11 | 20 ¹ |
| 7 | धुळे | .. | .. | 6 | 6 | 13,733 | 11,991 | 1,620 | 1,441 | 412 | 420 | 59 | 150 |
| 8 | जळगाव | .. | .. | 15 | 15 | 31,595 | 38,592 | 5,269 | 2,965 | 791 | 757 | 3,476 | 135 |
| 9 | अहमदनगर | .. | .. | 14 | 14 | 29,591 | 29,720 | 2,442 | 2,063 | 1,618 | 1,648 | 546 | 340 |
| 10 | पुणे | .. | .. | 13 | 13 | 40,047 | 34,140 | 3,070 | 1,307 | 3,539 | 3,443 | 932 | 222 |
| 11 | सातारा | .. | .. | 8 | 9 | 33,010 | 28,752 | 1,442 | 2,058 | 1,081 | 871 | 136 | 136 |
| 12 | सांगली | .. | .. | 10 | 10 | 25,570 | 24,730 | 1,546 | 1,789 | 711 | 750 | 211 | 163 |
| 13 | सोलापूर | .. | .. | 11 | 11 | 18,865 | 18,920 | 1,490 | 1,520 | 1,897 | 1,910 | 506 | 151 |
| 14 | कोल्हापूर | .. | .. | 10 | 10 | 35,953 | 34,106 | 1,594 | 2,025 | 277 | 202 | 9 | 12 |
| 15 | औरंगाबाद | .. | .. | 6 | 6 | 18,290 | 20,105 | 1,533 | 1,648 | 763 | 1,104 | 92 | 104 |
| 16 | जालना | .. | .. | 4 | 4 | 12,311 | 12,265 | 766 | 1,442 | 139 | 136 | 25 | 111 |
| 17 | परभणी | .. | .. | 7 | 7 | 19,958 | 18,860 | 1,077 | 1,532 | 92 | 83 | 6 | 3 |
| 18 | बीड | .. | .. | 7 | 7 | 21,877 | 20,672 | 1,084 | 910 | 3,542 | 2,154 | 140 | 153 |
| 19 | नांदेड | .. | .. | 8 | 8 | 26,575 | 18,174 | 1,339 | 1,791 | 126 | 154 | 20 | 16 |
| 20 | उस्मानाबाद | .. | .. | 11 | 11 | 35,512 | 25,154 | 1,451 | 1,692 | 391 | 559 | 52 | 24 |
| 21 | लातूर | .. | .. | N.A.S. | N.A.S. | N.A.S. | N.A.S. | N.A.S. | N.A.S. | N.A.S. | N.A.S. | N.A.S. | N.A.S. |
| 22 | बुलढाणा | .. | .. | 11 | 11 | 25,278 | 26,440 | 820 | 1,107 | 257 | 100 | 8 | 9 |
| 23 | अकोला | .. | .. | 10 | 10 | 24,503 | 29,830 | 1,669 | 46,373 | 90 | 1,111 | 2 | 1,032 |
| 24 | अमरावती | .. | .. | 11 | 11 | 24,259 | 25,158 | 1,800 | 2,392 | 339 | 301 | 418 | 36 |
| 25 | यवतमाळ | .. | .. | 7 | 7 | 14,635 | 21,515 | 1,245 | 1,265 | 206 | 1,785 | 44 | 301 |
| 26 | वर्धा | .. | .. | 4 | 4 | 7,712 | 7,581 | 593 | 1,104 | 157 | 106 | 26 | 13 |
| 27 | नागपूर | .. | .. | 6 | 6 | 34,667 | 29,950 | 4,100 | 3,057 | 755 | 599 | 79 | 41 |
| 28 | भंडारा | .. | .. | 5 | 5 | 43,678 | 21,611 | 1,191 | 1,907 | 231 | 81 | 1 | .. |
| 29 | चंद्रपूर | .. | .. | 6 | 6 | 16,044 | 32,122 | 859 | 1,219 | 70 | 119 | 1 | 51 |
| 30 | गडचिरोली | .. | .. | N.A.S. | N.A.S. | N.A.S. | N.A.S. | N.A.S. | N.A.S. | N.A.S. | N.A.S. | N.A.S. | N.A.S. |
| महाराष्ट्र राज्य | | .. | .. | 227 | 230 | 6,52,701 | 6,06,691 | 44,072 | 92,544 | 23,961 | 25,515 | 8,028 | 4,011 |

(a)=1982-83

टीप.—आकडे संक्षिप्तात दिल्यामुळे बेरजा जुळणार नाहीत./

N.A.S.—माहिती वेगळी उपलब्ध नाही/

आधार.—नोंदणी महानिरीक्षक यांचे कार्यालय, महाराष्ट्र शासन, पुणे./

MISCELLANEOUS

TABLE No. 32.6 (26.3)

Number and description of registered documents and value of property transferred

(रुपये लाखात)
(Rs. in lakh)

| Registrations affecting immovable property | | | | जंगम मालकीबाबतच्या नोंदी Registrations affecting movable property | | | | District |
|--|----------|-------------------------------|--------|--|--------|-------------------------------|--------|-------------------|
| एकूण Total | | एकूण मूल्य Aggregate value | | संख्या No. | | एकूण मूल्य Aggregate value | | |
| संख्या No. | | (a) | (b) | (a) | (b) | (a) | (b) | (2) |
| (13) | (14) | (15) | (16) | (17) | (18) | (19) | (20) | |
| 22,038 | 21,607 | 2,950 | 3,200 | 296 | 1,089 | 14.54 | 0.18 | Greater Bombay |
| 15,915 | 23,708 | 3,453 | 3,912 | 596 | 121 | 2.76 | 69.00 | Thane |
| 6,080 | 5,873 | 592 | 664 | 18 | 33 | 0.20 | 1.00 | Raigad |
| 3,615 | 7,323 | 165 | 757 | 45 | 5 | 0.35 | 0.60 | Ratnagiri |
| 3,934 | 1,764 | 126 | 141 | 36 | 21 | 1.95 | 4.00 | Sindhudurg |
| 54,027 | 23,150 | 24 | 2,071 | 428 | 603 | 0.70 | 1.50 | Nashik |
| 14,145 | 12,411 | 1,679 | 1,591 | 403 | 295 | 2.00 | 52.00 | Dhule |
| 32,386 | 39,349 | 8,745 | 3,100 | 3,400 | 518 | 395.00 | 4.00 | Jalgaon |
| 31,209 | 31,368 | 2,988 | 2,403 | 1,876 | 193 | 684.00 | 0.50 | Ahmednagar |
| 43,586 | 37,583 | 4,002 | 1,529 | 161 | 271 | 0.22 | 10.00 | Pune |
| 34,091 | 29,623 | 1,579 | 2,194 | 124 | 131 | 4,000.00 | .. | Satara |
| 26,281 | 25,480 | 1,757 | 1,952 | 182 | 130 | 20.00 | 1.00 | Sangli |
| 20,762 | 20,830 | 1,996 | 1,671 | 136 | 140 | 2.00 | 3.00 | Solapur |
| 36,230 | 34,308 | 1,603 | 2,037 | 191 | 145 | 0.36 | 2.00 | Kolhapur |
| 19,053 | 21,209 | 1,625 | 1,752 | 406 | 364 | 0.04 | 1.00 | Aurangabad |
| 12,450 | 12,401 | 791 | 1,553 | 62 | 107 | .. | 0.85 | Jalna |
| 20,050 | 18,943 | 1,083 | 1,935 | 92 | 186 | 1.10 | .. | Parbhani |
| 25,419 | 22,826 | 1,224 | 1,063 | 277 | 260 | .. | 1.45 | Beed |
| 26,701 | 18,328 | 1,359 | 1,807 | 187 | 226 | 0.70 | 22.00 | Nanded |
| 35,907 | 25,713 | 1,503 | 1,716 | 169 | 215 | 1.00 | 10.00 | Osmanabad |
| N.A.S. | N.A.S. | N.A.S. | N.A.S. | N.A.S. | N.A.S. | N.A.S. | N.A.S. | Latur |
| 25,535 | 26,540 | 828 | 1,116 | 250 | 160 | 0.31 | .. | Buldana |
| 24,593 | 30,941 | 1,671 | 47,405 | 124 | 118 | 8.00 | 4.00 | Akola |
| 24,598 | 25,459 | 2,218 | 2,428 | 276 | 663 | 10.00 | 0.20 | Amravati |
| 14,841 | 23,300 | 1,289 | 1,566 | 111 | 322 | 0.50 | 7.45 | Yavatmat |
| 7,869 | 7,687 | 619 | 1,117 | 219 | 176 | 101.00 | 12.00 | Wardha |
| 35,422 | 30,549 | 4,178 | 3,098 | 376 | 362 | 5.75 | 4.00 | NagPur |
| 43,909 | 21,692 | 1,192 | 1,907 | 31 | 51 | 1.00 | 1.00 | Bhandara |
| 16,114 | 32,241 | 860 | 1,270 | 137 | 225 | 0.52 | 2.60 | Chandrapur |
| N.A.S. | N.A.S. | N.A.S. | N.A.S. | N.A.S. | N.A.S. | N.A.S. | N.A.S. | Gadchiroli |
| 6,76,662 | 6,32,206 | 52,101 | 96,555 | 10,609 | 7,130 | 5,254.00 | 215.33 | Maharashtra State |

(b)=1983-84

Note.—Totals may not add up due to rounding.

Information not available separately.

Source.—Office of the Inspector General of Registration, Government of Maharashtra, Pune.

32. संकीर्ण/MISCELLANEOUS

तक्ता क्रमांक/TABLE No. 32-7 (26.4)

महाराष्ट्र राज्यातील नोंदलेल्या विवाहांची संख्या
Number of marriages registered in the State of Maharashtra

| अनुक्रमांक Serial No. | वर्ष Year | बृहन्मुंबई विवाह कायद्याखालील Under Bombay Marriage Act | विशेष विवाह कायद्याखालील Under Special Marriage Act | इतर कायद्याखालील Under Other Acts | एकूण Total |
|-----------------------------|--------------|--|--|--|---------------|
| (1) | (2) | (3) | (4) | (5) | (6) |
| 1 | 1983-84 | 29,223 | 3,090 | 173 | 32,486 |
| 2 | 1982-83 | 31,983 | 2,825 | 94 | 34,902 |
| 3 | 1981-82 | 29,836 | 3,075 | 19 | 32,930 |
| 4 | 1980-81 | 26,609 | 2,061 | 18 | 28,688 |
| 5 | 1975-76 | 20,394 | 633 | 6 | 21,033 |
| 6 | 1970-71 | 21,453 | 3,359 | 438 | 25,250 |
| 7 | 1966-67 | 20,583 | 1,129 | 460 | 22,172 |

आधार—नोंदणी महानिरीक्षक, महाराष्ट्र शासन, पुणे.

Source.—Inspector General of Registration, Government of Maharashtra, Pune.

32. संकीर्ण/MISCELLANEOUS

तक्ता क्रमांक/TABLE No. 32-8 (A) (26.5)

सार्वजनिक निवडणुकांचे निकाल/Results of general elections

| अनुक्रमांक Serial No. | बाब | लोकसभा (१९८०) Lok Sabha (1980) | विधानसभा (१९८०) Vidhan Sabha (1980) | Item |
|-----------------------------|--|---|--|---|
| (1) | (2) | (3) | (4) | (2) |
| 1 | एकूण जागांची संख्या | 48 | 288 | Total number of seats of constituencies |
| 2 | वर्गीकृत जातीकरिता राखीव जागा | 3 | 18 | Number of seats reserved for Scheduled Castes |
| 3 | वर्गीकृत जमातीकरिता राखीव जागा | 4 | 22 | Number of seats reserved for Scheduled Tribes |
| 4 | सर्वसाधारण जागा | 41 | 248 | Number of general seats |
| 5 | उमेदवारांची संख्या— | | | Number of candidates— |
| | (अ) पुरस्कृत | 789 | 3,581 | (a) Nominated |
| | (ब) ज्यांचा पुरस्कार त्यांच्या ठरवला असे | 33 | 70 | (b) Whose nomination was rejected |
| | (क) पुरस्कार मागे घेणारे | 341 | 1,975 | (c) Withdrew |
| | (ड) निवडणुका लढविणारे | 415 | 1,537 | (d) Contested |
| | (इ) निवडून आलेले | 48 | 288 | (e) Elected |
| 6 | मतदारांची संख्या (हजारात)— | | | Number of electors (thousands)— |
| | पुरुष | 17,309 | 17,154 | Men |
| | स्त्रिया | 16,444 | 16,331 | Women |
| | एकूण | 33,753 | 33,485 | Total |
| 7 | मतदान केलेल्यांची संख्या (हजारात) | 17,946 | 19,019 | Number of voters who voted (thousands) |
| 8 | वैध मत (हजारात) | 17,498 | 18,490 | Number of valid votes polled (thousands) |
| 9 | मतदान केलेल्यांचे शेकडा प्रमाण | 53.17 | 56.80 | Percentage of electors voting |

आधार—मुख्य निवडणूक अधिकारी, महाराष्ट्र शासन, मुंबई.

Source.—Chief Electoral Officer, Government of Maharashtra, Bombay.

32. संकीर्ण/MISCELLANEOUS

तक्ता क्रमांक/TABLE No. 32-8 (B) (26.5)

उमेदवाराचे पक्ष पाठिंब्यानुसार वर्गीकरण/Candidates according to party affiliations

| अनुक्रमांक Serial No. | पक्षाचे नाव | लोकसभा Lok Sabha (1980) | | विधानसभा Vidhan Sabha (1980) | | Name of the party | | |
|-----------------------------|---|--|-----------------------------------|--|-----------------------------------|-------------------|-----|------------------------------------|
| | | पुरस्कृत केलेले Number sponsored | निवडून आलेले Number elected | पुरस्कृत केलेले Number sponsored | निवडून आलेले Number elected | | | |
| (1) | (2) | (3) | (4) | (5) | (6) | (2) | | |
| 1 | इंडियन नॅशनल काँग्रेस (इ) | .. | .. | 48 | 39 | 286 | 186 | Indian National Congress (I) |
| 2 | इंडियन नॅशनल काँग्रेस (यू) | .. | .. | 24 | 1 | 193 | 47 | Indian National Congress (U) |
| 3 | भारतीय जनता पक्ष | .. | .. | .. | .. | 145 | 14 | Bhartiya Janta Party |
| 4 | जनता पक्ष | .. | .. | 31 | 8 | .. | .. | Janta Party |
| 5 | जनता पक्ष (जे. पी.) | .. | .. | .. | .. | 111 | 17 | Janta Party (J. P.) |
| 6 | शेतकरी कामगार पक्ष | .. | .. | 5 | .. | 41 | 9 | Peasants and workers |
| 7 | कम्युनिस्ट पार्टी ऑफ इंडिया | .. | .. | 2 | .. | 17 | 2 | Communist Party of India |
| 8 | कम्युनिस्ट पार्टी ऑफ इंडिया (मार्क्सिस्ट) | .. | .. | 4 | .. | 10 | 2 | Communist Party of India (Marxist) |
| 9 | अपक्ष | .. | .. | 246 | .. | 613 | 10 | Independent |
| 10 | इतर | .. | .. | 55 | .. | 121 | 1 | Others |
| | एकूण | .. | .. | 415 | 48 | 1,537 | 288 | Total |

आधार.—मुख्य निवडणूक अधिकारी, महाराष्ट्र शासन, मुंबई.

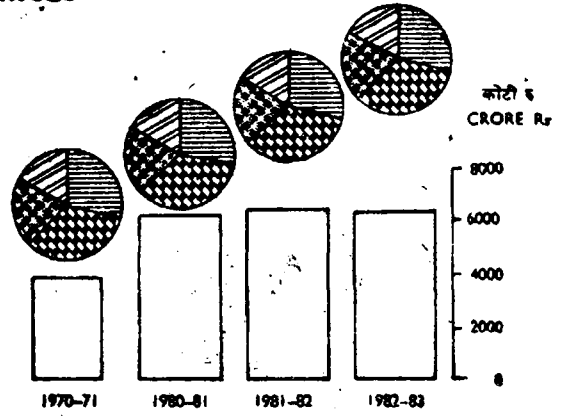

Source.—Chief Electoral Officer, Government of Maharashtra, Bombay.

Sub. National Systems Unit,
National Institute of Educational
Planning and Administration
17-B, SriAurbindo Marg, New Delhi-110016
DOC. No. 4713
Date 30.6.89

राज्य उत्पन्न STATE INCOME

१९७०-७१च्या किमतीनुसार
AT 1970-71 PRICES

कोटी ₹
CRORE ₹

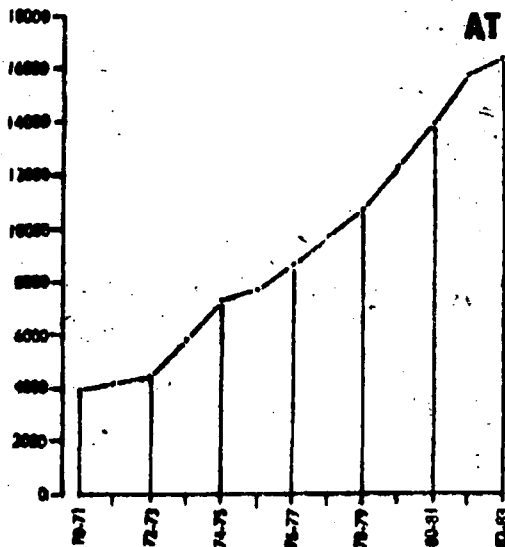


कृषि, पशुसंवर्धन, खानकाम वगैरे
उद्योग, बांधकाम, वीज वगैरे
व्यवसाय आणि वटवटवट, व्यापार वगैरे
इतर



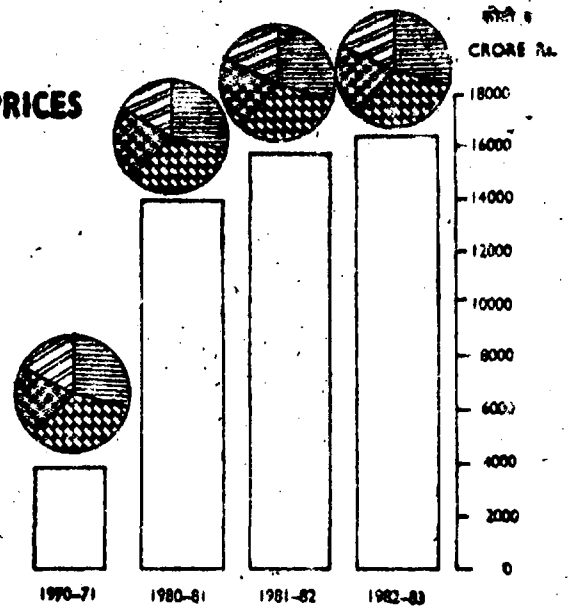
AGRICULTURE, ANIMAL HUSBANDRY, MINING ETC.
INDUSTRY, CONSTRUCTION, ELECTRICITY ETC.,
TRANSPORT AND COMMUNICATION, TRADE ETC.
OTHERS

कोटी ₹
CRORE ₹



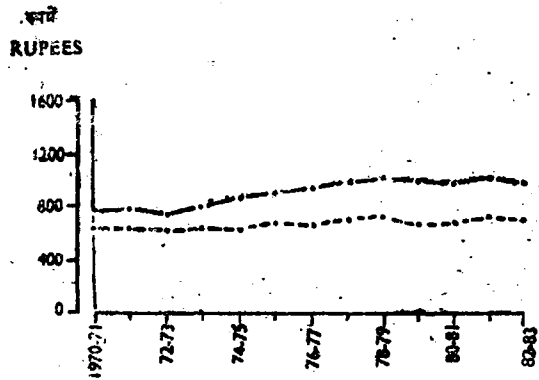
वर्तमान किमतीनुसार

AT CURRENT PRICES

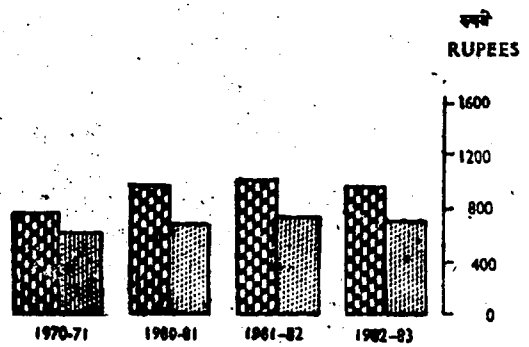


दरडोई उत्पन्न PER CAPITA INCOME

१९७०-७१ च्या किमतीनुसार
AT 1970-71 PRICES

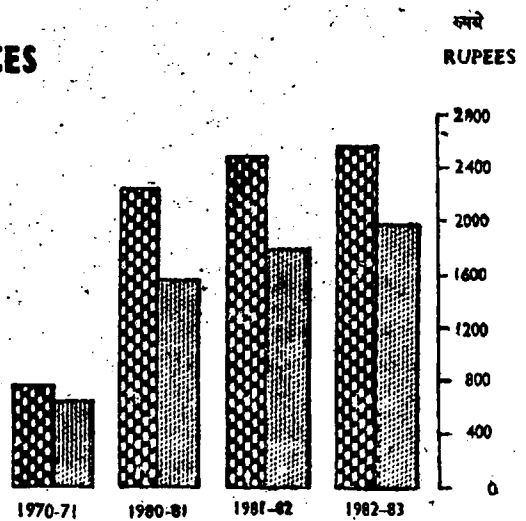
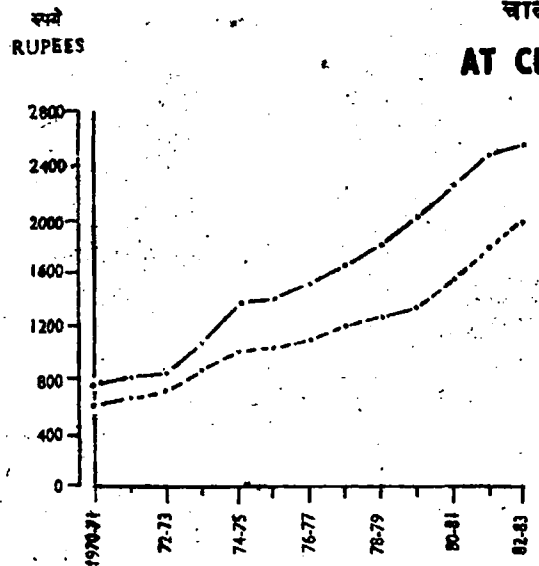


महाराष्ट्र — MAHARASHTRA
भारत - - - INDIA



महाराष्ट्र MAHARASHTRA
भारत INDIA

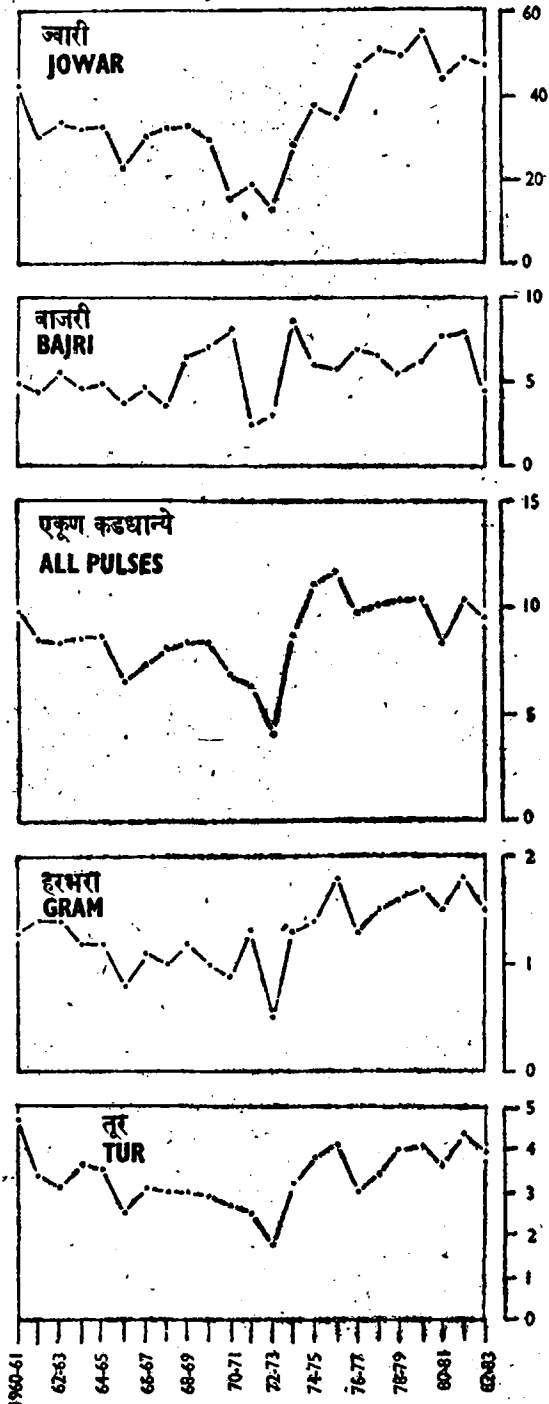
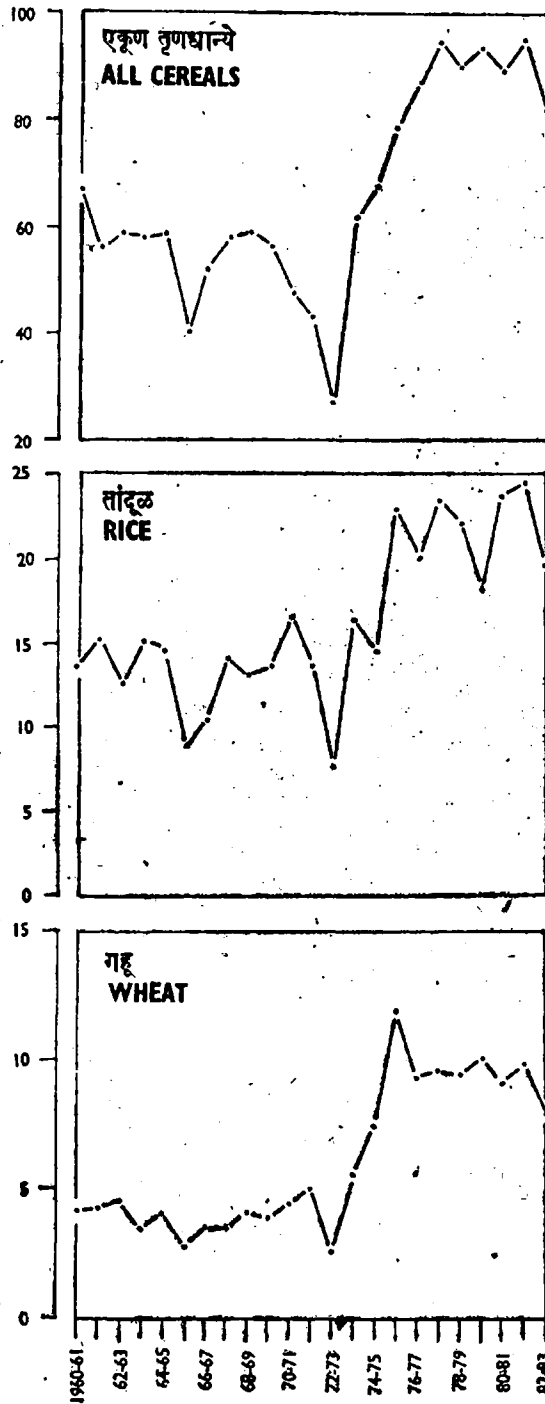
चालू किमतीनुसार
AT CURRENT PRICES



अन्नधान्य उत्पादन FOODGRAINS PRODUCTION

तृणधान्ये आणि कडधान्ये
CERFALS & PULSES

(आकडे लल मेट्रिक टनांत विले भाहेत)
(FIGURES IN LAKH TONNES)

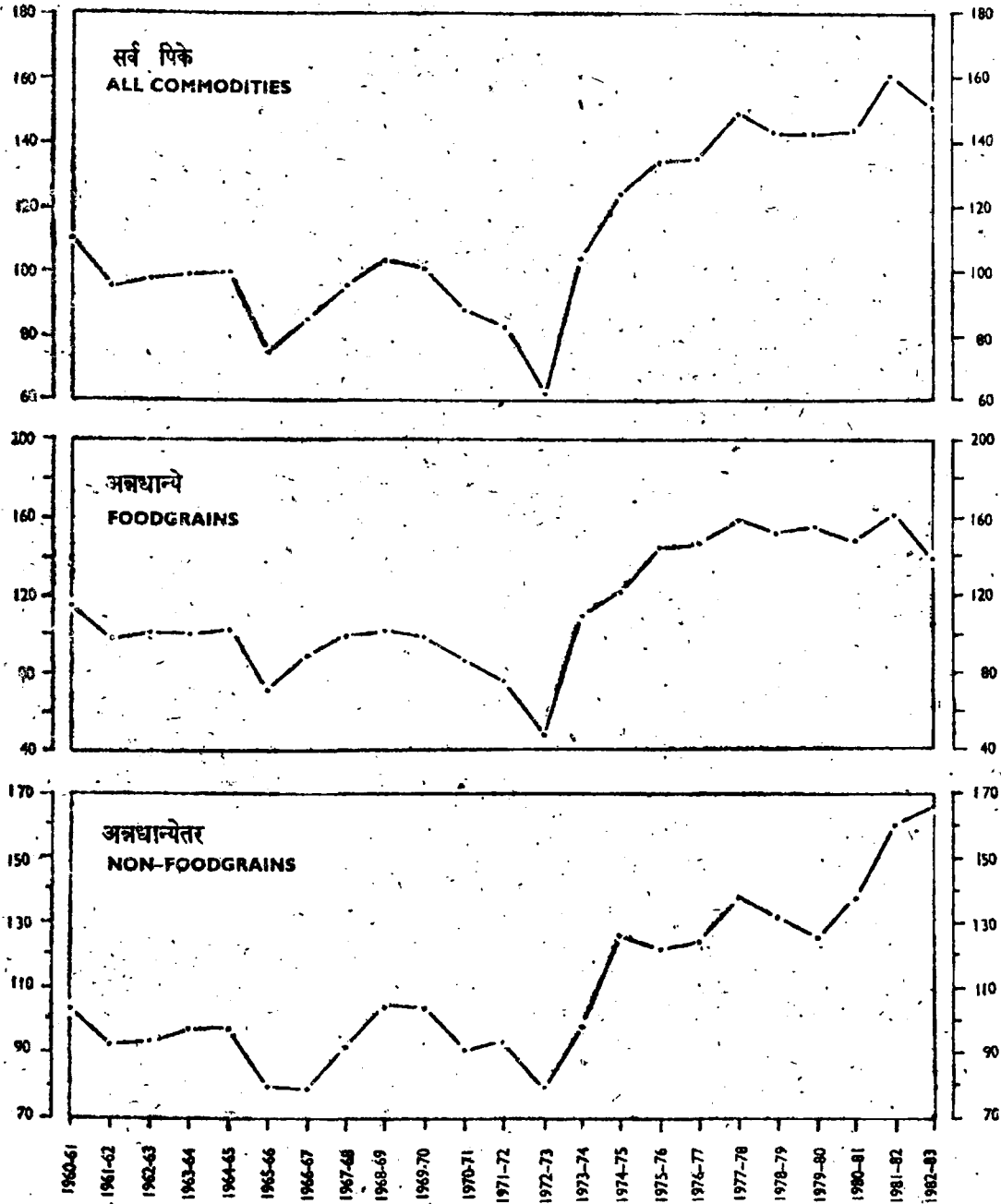


कृषि उत्पादनांचे निर्देशांक

पायाभूत वर्ष १९६७-७० (त्रैमासिक) = १००

INDEX NUMBERS OF AGRICULTURAL PRODUCTION

BASE YEAR 1967-70 (TRIENNIUM) = 100

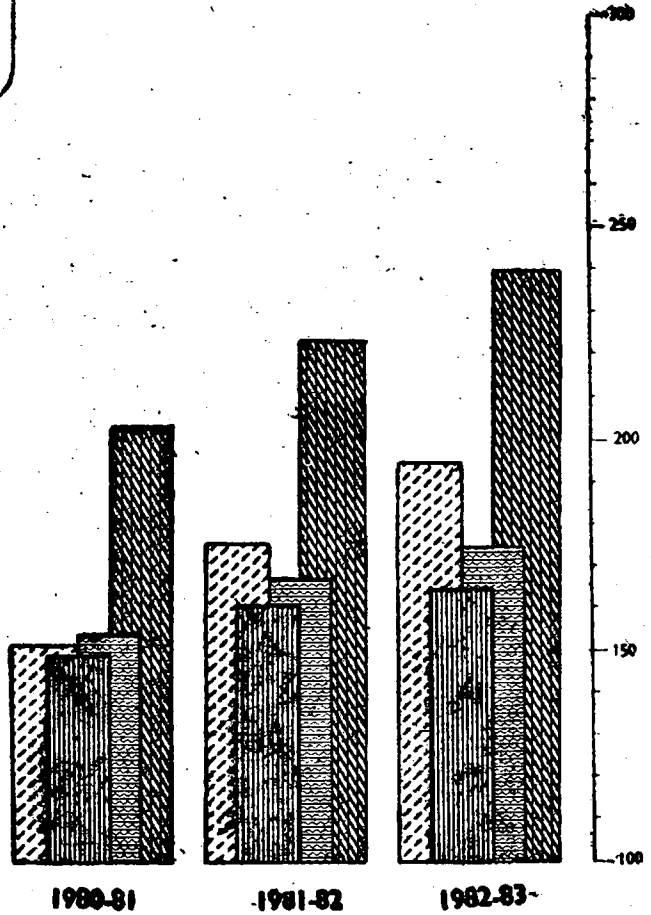
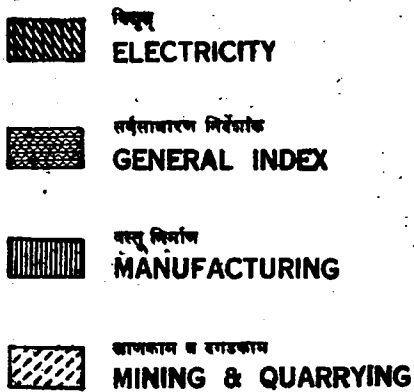
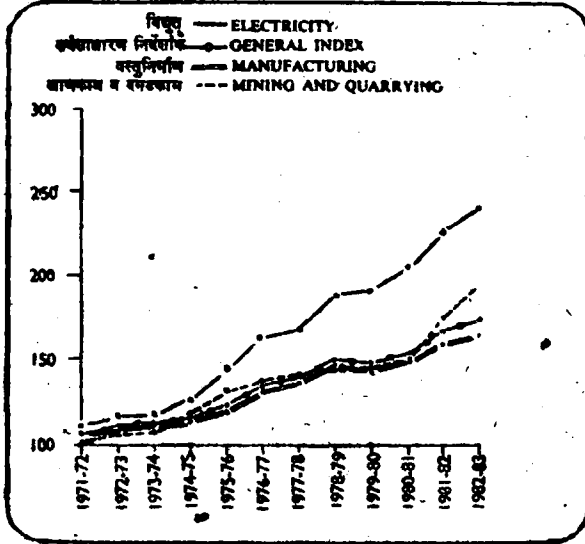


भारतातील औद्योगिक उत्पादनांचे निर्देशांक.

संस्थापक वर्ष १९७०-१००

INDEX NUMBERS OF INDUSTRIAL PRODUCTION IN INDIA

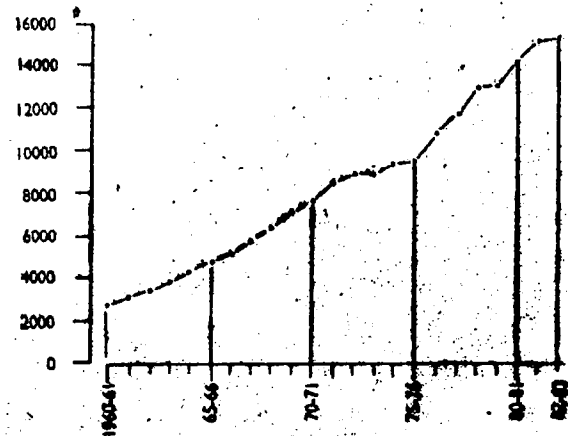
BASE YEAR 1970-100



विजेचा वापर ELECTRICITY CONSUMPTION

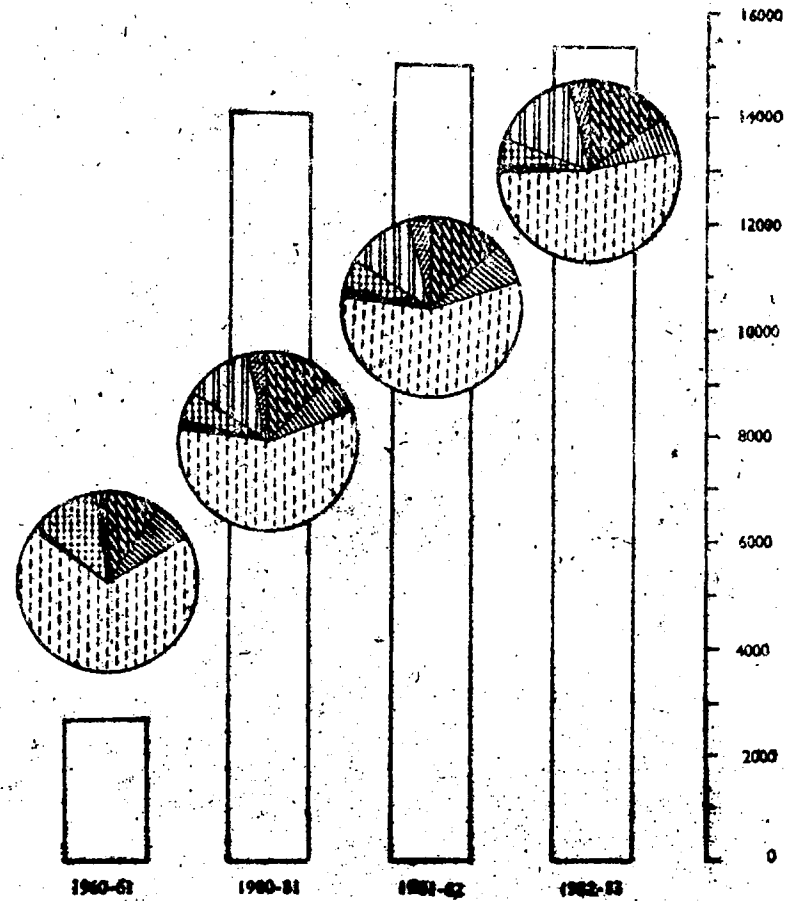
- | | | |
|--|--|----------------------------------|
| घरगुती विद्युत व लहान प्रमाणात वीजसंपत्ती | | DOMESTIC LIGHT AND SMALL POWER |
| वाणिज्यिक विद्युत व लहान प्रमाणात वीजसंपत्ती | | COMMERCIAL LIGHT AND SMALL POWER |
| उद्योगधंद्याकरिता वीज | | INDUSTRIAL POWER |
| सार्वजनिक विद्युत | | PUBLIC LIGHTING |
| कसेरा (वाहनांसाठी) | | TRACTION |
| सिंचन व जलाशयन | | IRRIGATION AND DEWATERING |
| संकीर्ण | | MISCELLANEOUS |

वसूल झालेले किलोवॅट तास MILLION KWH



स्रोत: वीज व वाणिज्यिक संस्थासंस्था, मुंबई

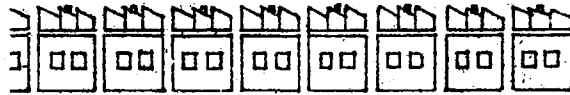
वसूल झालेले किलोवॅट तास MILLION KWH



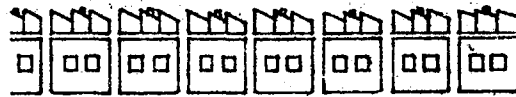
कारखाने आणि त्यांतील रोजगार FACTORIES AND FACTORY EMPLOYMENT



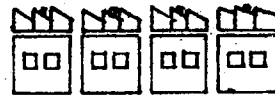
1982



1981



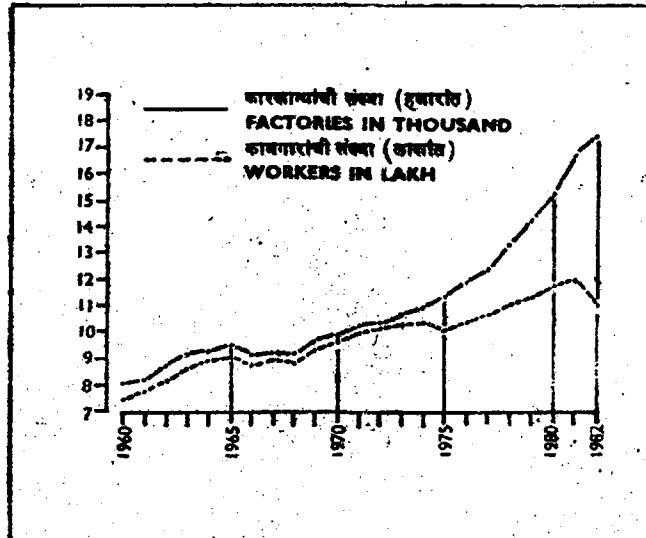
1980



1960



२ हजार कारखाने
2 THOUSAND FACTORIES



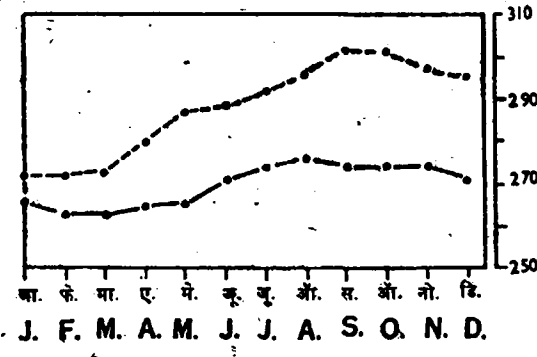

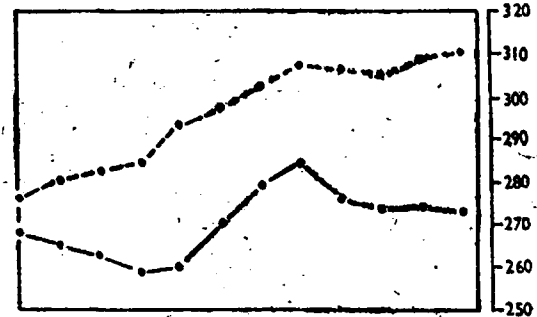

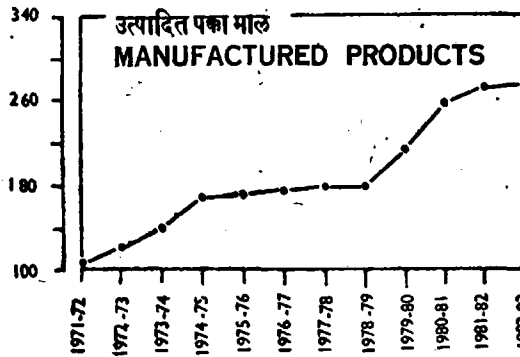
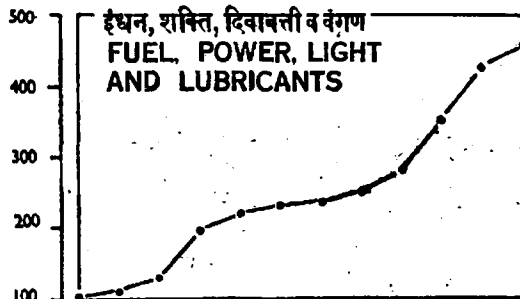

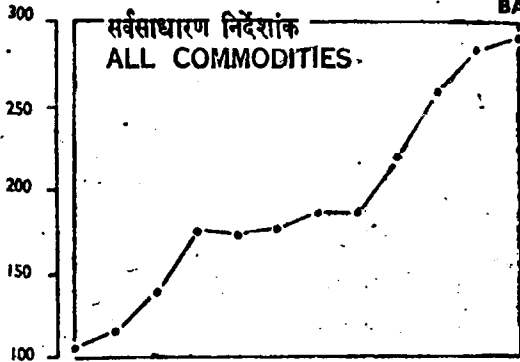
१ लाख कामगार
1 LAKH WORKERS

भारतातील घाऊक किंमतीचे निर्देशांक

पायाभूत वर्ष १९७०-७१=१००

INDEX NUMBERS OF WHOLESALE PRICES IN INDIA

BASE YEAR 1970-71=100



J. F. M. A. M. J. J. A. S. O. N. D.

कामगारांचे ग्राहक किंमतीचे निर्देशांक CONSUMER PRICE INDEX NUMBERS

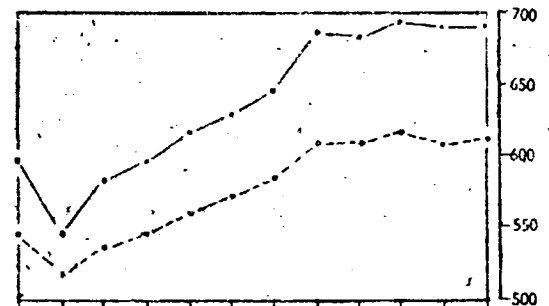
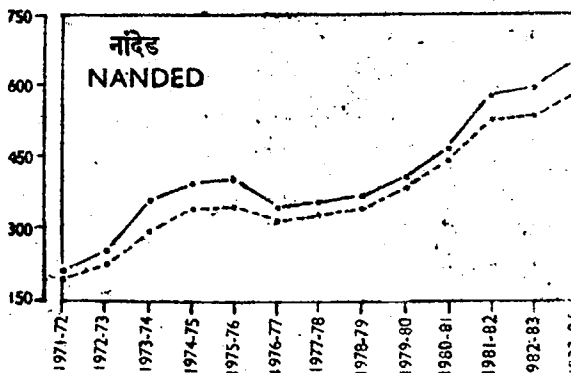
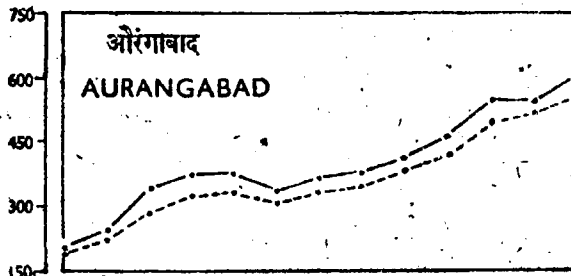
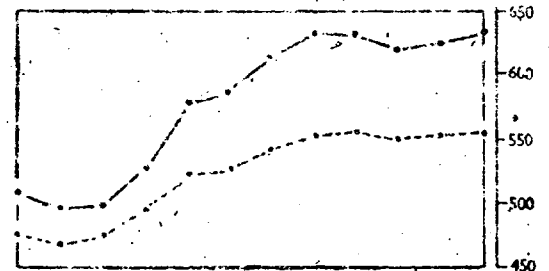


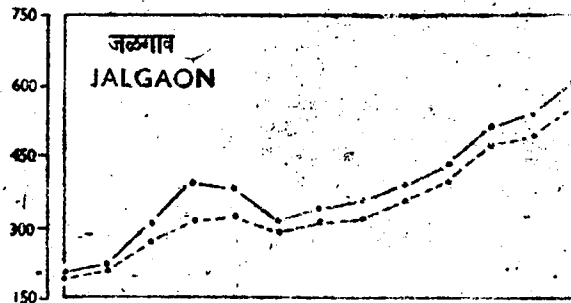
FOR WORKING CLASS

पायाभूत वर्ष १९६१ = १००

BASE YEAR 1961 - 100

अन्न — FOOD

सर्वसाधारण निर्देशांक — ALL COMMODITIES



1971-72

1972-73

1973-74

1974-75

1975-76

1976-77

1977-78

1978-79

1979-80

1980-81

1981-82

1982-83

1983-84

जा. फे. मा. ए. मे. जू. जु. ऑ. स. ऑ. नो. डि.

J. F. M. A. M. J. J. A. S. O. N. D.

1983-84

नऊ महिन्यांची सरासरी
AVERAGE FOR NINE MONTHS

1983
DIRECTORATE OF ECONOMICS & STATISTICS BOMBAY

कामगारांचे ग्राहक किंमतीचे निर्देशांक

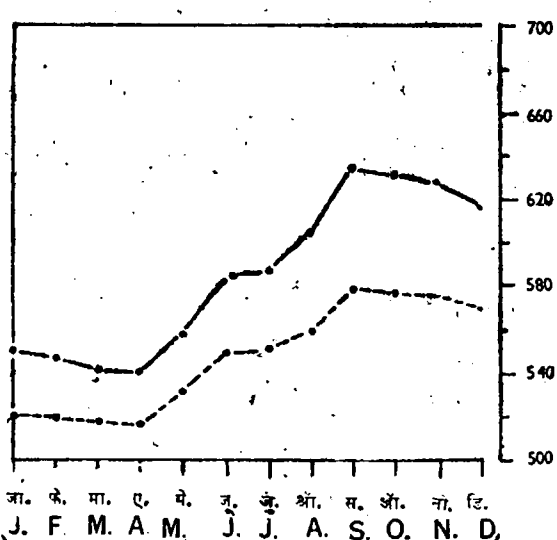
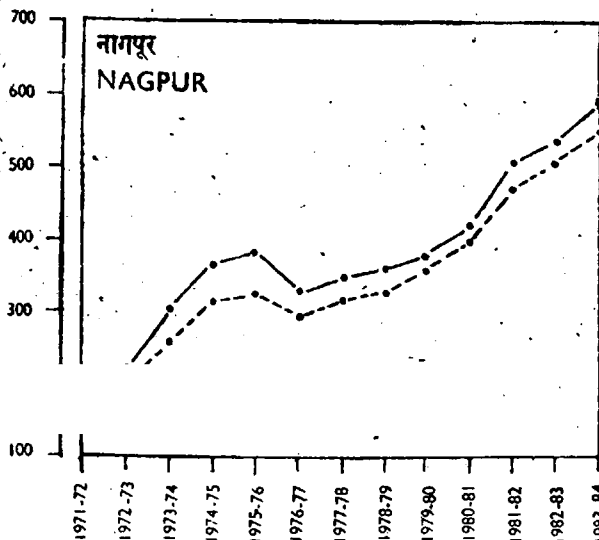
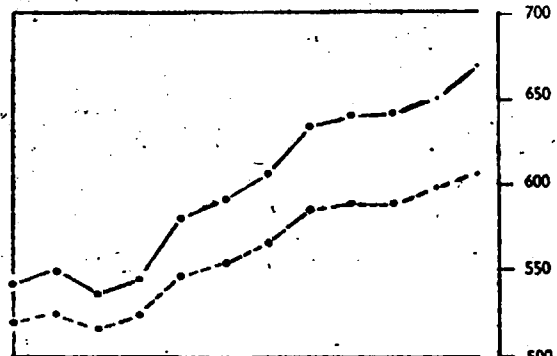
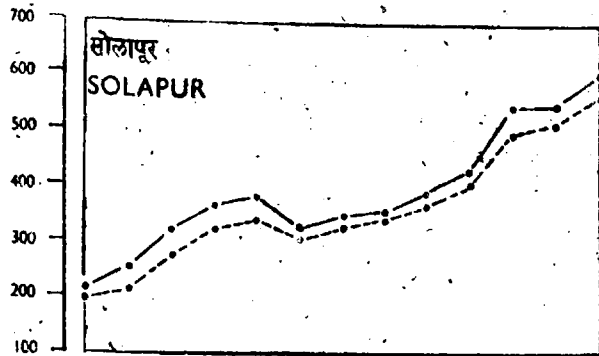
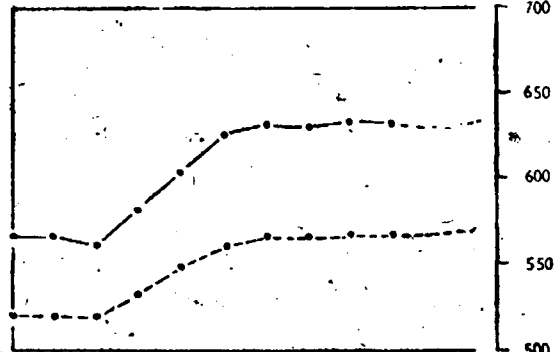
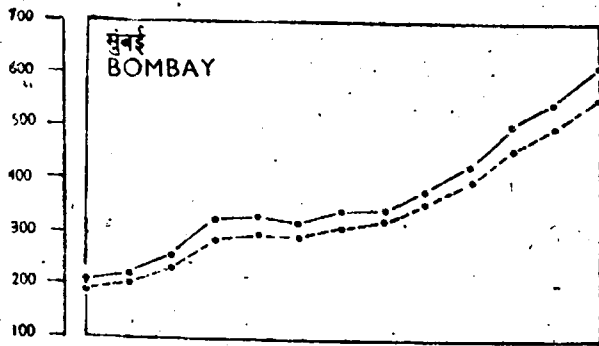
CONSUMER PRICE INDEX NUMBERS

पायाभूत वर्ष १९६० = १००
BASE YEAR 1960 = 100

FOR WORKING CLASS

अन्न — FOOD

सर्वसाधारण निर्देशांक ALL COMMODITIES



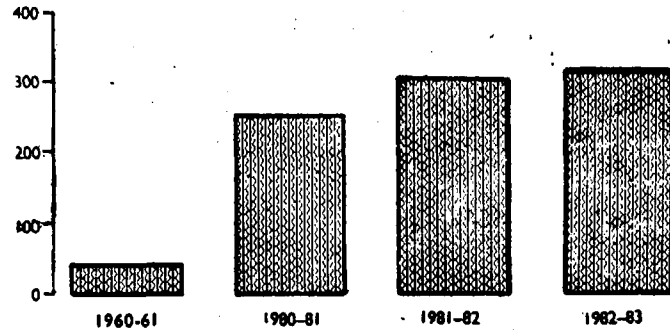
ज. के. मा. ए. वे. ज. जे. ओ. स. ओ. नो. डि.
J. F. M. A. M. J. J. A. S. O. N. D.
1983

सहकारी चळवळीची प्रगती

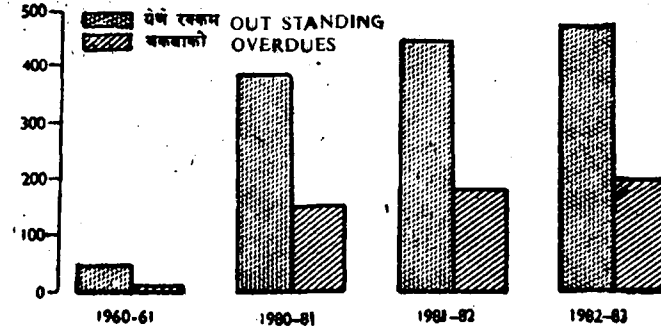
GROWTH OF CO-OPERATION

प्राथमिक शेतकी पतसंस्थांची वसंधरात दिलेली कर्जे
ADVANCES BY PRIMARY AGRICULTURAL CREDIT SOCIETIES DURING THE YEAR

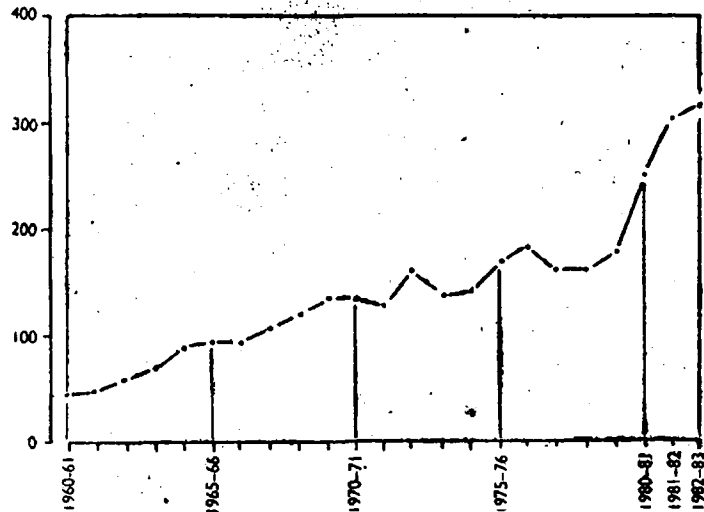
रक्कम कोटी रुपयांत
IN CRORE Rs.



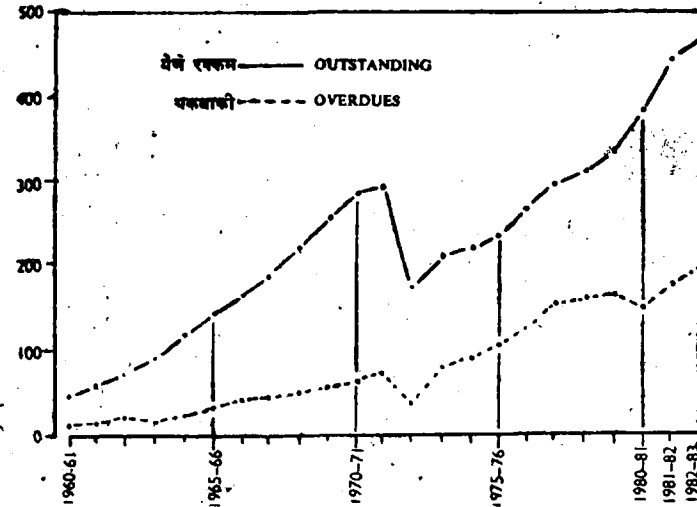
प्राथमिक शेतकी पतसंस्थांची वर्षानुषंग वेणे रक्कम व थकबाकी
OUTSTANDING AND OVERDUES AT PRIMARY AGRICULTURAL CREDIT SOCIETIES' LEVEL AT THE END OF THE YEAR



कोटी रु. CRORE Rs.



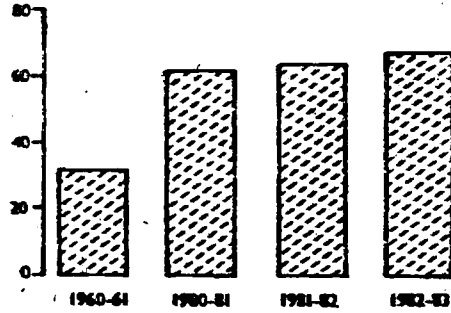
कोटी रु. CRORE Rs.



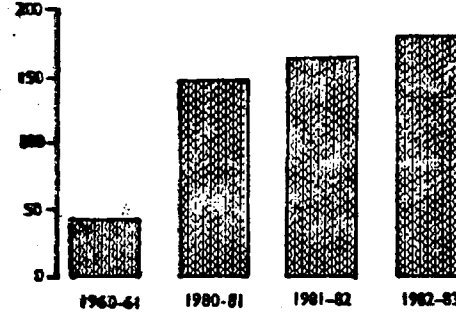
सहकारी चळवळीची प्रगती

GROWTH OF CO-OPERATION

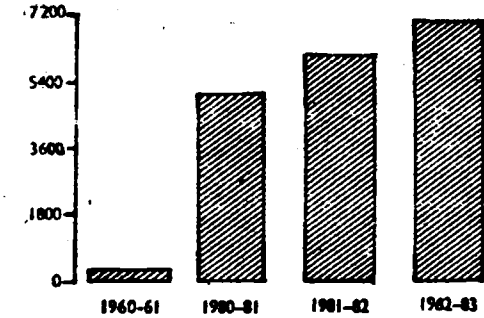
संस्था SOCIETIES
हजारत IN THOUSAND



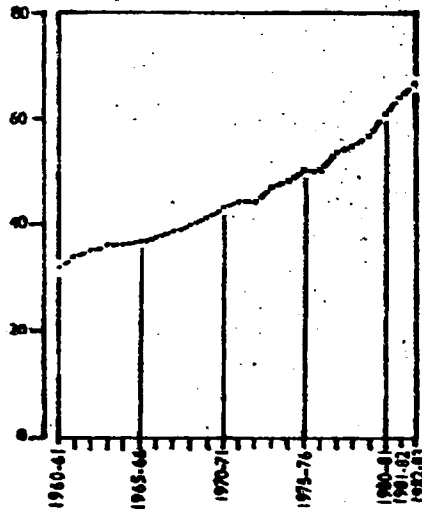
समास्य MEMBERS
लाखात IN LAKH



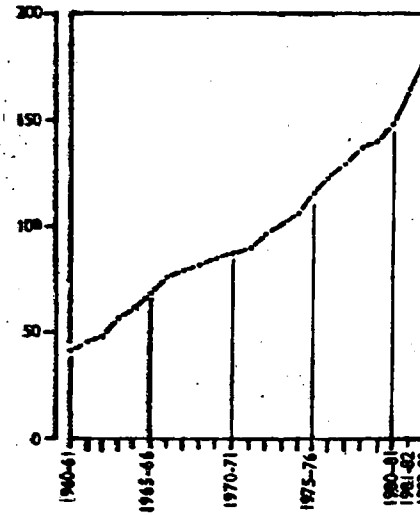
सेवने मांडवल WORKING CAPITAL
कोटी रुपयात IN CRORE RUPEES



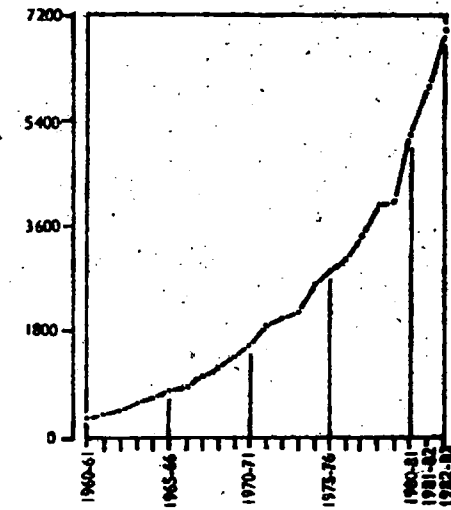
हजार THOUSAND



लाख LAKH



कोटी ₹ CRORE ₹s



शुद्धीपत्र
ERRATA

| पृष्ठ Page | तक्ता क्रमांक Table No. | वाब Item | स्तंभ क्रमांक Column No. | चूक Incorrect | बरोबर Correct |
|------------------|----------------------------|----------------------------------|-----------------------------|--|--|
| (1) | (2) | (3) | (4) | (5) | (6) |
| 19 | .. | प्रस्तावना Serial No. 3 and 4 | ३ री ओळ 2 | जिक 1970-71-100 १९७०-७१-१०० | सामाजिक 1970-71=100 १९७०-७१=१०० |
| 21 | .. | शीर्षक/ Heading | 2 | निवडक निर्देशांक | निवडक निर्देशांक Selected Indicators. |
| 27 | .. | Maharashtra महाराष्ट्र | 50 | 13.11 | 3.11 |
| 43 | .. | Dhule | 72 | 1.6 | 11.6 |
| 61 | .. | शीर्षक/ Heading | .. | क्षेत्रफल आणि लोकसंख्या | क्षेत्रफल आणि लोकसंख्या AREA AND POPULATION |
| 138 | 2.3 A (3.3) | पांढरकवडा | 21 | 204.0 | 204.4 |
| 179 | 3.3 B (15.3) | कोल्हापूर | 111 | 3412 | 3472 |
| 214 | 5.2 (14.2) | नागपूर प्रा. | 6 | 3547 | 3574 |
| 275 | 9.11 (23.11) | तिमाही अखेर | 8 | 31.12.83 | 31.3.83 |
| 341 | .. | शीर्षक/ Heading | .. | 31 पशुसंवर्धन आणि | 13 पशुसंवर्धन आणि |
| 346 | 13.2 (5.2) | धर्धा | 10 | दुग्धव्यवसाय 4 | दुग्धव्यवसाय 84 |
| 436 to 441 | 21.5 (13.4) | Foot Note | .. | रोजी (A) as on 31-3-83 (B)— ,, 31-3-84 | रोजी (A) As on 31-3-83 (B)= ,, 31-3-84 |
| 441 | 21.5 (13.4) | Contract Carriages | (56) | 1 | .. |
| 482 | 25.8 (2.17) | Bombay | (9) | 35,38,553 | 35,383 |
| 496 | 25.16 (10.4) | .. | .. | No. on live रोजी/ on register. | No on live Register. रोजी/ As on. |
| 546 | 28.4 B (11.4) | डाली | 4 | 230.5 | 302.5 |
| 558 | 28.9 (11.9) | महिना/वर्ष Month/Year | .. | पाया १९८२-१००-१९८३ Base 1982-100 | पाया १९८२=१०० Base 1982=100 |

Sub. Planning Systems Unit,
National Institute of Educational
Planning and Administration
17-B, Safdarabad Marg, New Delhi-110016
DOC. No. 713
Date. 30.6.89

