

INDIA

Annual Report

1999-2000



UNIVERSITY GRANTS COMMISSION

Bahadur Shah Zafar Marg
New Delhi-110002

UNIVERSITY GRANTS COMMISSION 1999-2000

Chairman

- 1 Dr.(Miss) Armaity S. Desai*
- 2 Dr. Hari Gautam **

Vice-Chairman

- 3 Dr. Hari Gautam***

Members

- 4 Shri P.R. Dasgupta@
- 5 Shri M.K. Kaw+
- 6 Dr. E.A.S. Sarma♦
- 7 Shri C.M. Vasudev†
- 8 Prof. M.I. Savadatti**
- 9 Prof. (Mrs.) Hamida Ahmad++
- 10 Shri Kamleswar Bora \$
- 11 Dr. M. Kunhaman
- 12 Prof. Sudesh Nangia
- 13 Dr. R.C. Tripathi
- 14 Prof. Kumud Nath Sarma
- 15 Dr. Om Nagpal
- 16 Dr. S.K. Joshi▼
- 17 Prof. Sipra Guha Mukherjee▼

LIBRARY & DOCUMENTATION CENTRE
National Institute of Educational
Planning and Administration
17-B, Sri Aurobindo Marg,
New Delhi-110016 D-11172
DOC. No 30-08-2001
Date.....

Secretary

- 18 Dr. G.D. Sharma#
- 19 Dr. R.P. Gangurde♦

*	upto	27.04.1999
**	W.e.f.	22.07.1999
***	upto	21.07.1999
@	upto	17.05.1999
+	w.e.f.	18.05.1999
♦	upto	15.09.1999
†	w.e.f.	06.09.1999
**	upto	23.09.1999
++	upto	28.09.1999
\$	upto	04.02.2000
#	upto	11.08.1999
▼	w.e.f.	07.10.1999
♦	w.e.f.	07.07.1999 (officiating)



CONTENTS

HIGHLIGHTS OF THE UGC ANNUAL REPORT: 1999-2000

1	INTRODUCTION	1
1.1	The Role and Organization of UGC	1
1.2	Establishment of Regional Offices	2
1.3	New Cells Set-up	2
1.4	Special Cells Functioning	2
	a) Malpractice Cell	
	b) Legal Activities (legal desk)	
	c) Scheduled Castes/Scheduled Tribes Cell (SC/ST Cell)	
	d) Vigilance Activities (Vigilance Cell)	
	e) Pay Scale Cell	
	f) Rajbhasha Cell	
1.5	UGC Computerization	4
1.6	Publications	4
1.7	New Building and Campus for UGC	4
1.8	The Budget and Finances of the UGC	4
1.9	Priorities and Initiatives	6
1.10	Highlights of the Year	6
2	HIGHER EDUCATION SYSTEM: STATISTICAL GROWTH OF INSTITUTIONS, ENROLMENT, FACULTY AND RESEARCH	11
2.1	Institutions	11
2.2	Students Enrolment	12
2.3	Faculty Strength	13
2.4	Research Degrees	13
3	MAINTENANCE (NON-PLAN) AND DEVELOPMENT (PLAN) GRANTS TO UNIVERSITIES	23
3.1	Universities assisted by the UGC	23
	a) Central Universities	
	b) State Universities	
	c) Deemed to be Universities	
3.2	Major Achievements of Deemed to be Universities: 1999-2000	30
4	DEVELOPMENT (PLAN) AND MAINTENANCE (NON-PLAN) GRANTS TO COLLEGES	51
4.1	Thrust of Ninth Plan Assistance for the Development of Colleges	51
4.2	Colleges Recognized by the UGC for Financial Assistance	51
4.3	Grants to Colleges by the UGC Regional Offices	51
4.4	Ninth Plan Grants Allocated to Colleges (State-wise) under College Development Scheme	52
4.5	Plan Grants to Colleges	53
4.6	Scheme-wise Position of Release of Grants by the UGC Regional Offices	53
4.7	Maintenance Grants to Delhi Colleges and Constituent Colleges of Banaras Hindu University	55
4.8	Plan Grants to Delhi Colleges	55
4.9	Autonomous Colleges	56



5	MAINTENANCE AND COORDINATION OF STANDARDS IN HIGHER EDUCATION	58
5.1	Academic Staff Colleges	58
5.2	Career Orientation to Education (Vocationalization of Education)	59
5.3	Subject Panels	60
5.4	Special Assistance Programme (SAP)	61
5.5	Strengthening of Infrastructure in Science and Technology (SIST)	62
5.6	University Science Instrumentation Centres (USICs)	62
5.7	Examination Reforms	62
5.8	College Science Improvement Programme (COSIP) and College Humanities and Social Sciences Improvement Programme (COHSSIP)	62
6	DEVELOPMENT OF HUMAN RESOURCE FOR TEACHING AND RESEARCH	65
6.1	National Education Testing for Research and Teaching	65
6.2	Major and Minor Research Projects for Teachers in Science, Engineering and Technology, Humanities and Social Sciences	65
6.3	Teacher Fellowships	65
6.4	Travel Grants for Attending International Conferences	66
6.5	Seminars and Conferences	66
6.6	Research Fellowships in Engineering and Technology	66
6.7	Junior Research Fellowships (JRFs) and Research Associateships (RAs) for Foreign Nationals	66
6.8	Award of Junior Research Fellowships (JRFs) in Science, Humanities and Social Sciences	66
6.9	Swami Pranavananda and Hari Om Ashram Trust Awards	71
6.10	Research Scientists	71
6.11	Research Awards	71
6.12	Visiting Associateships	71
6.13	Emeritus Fellowships	71
6.14	Visiting Professors/Fellows	71
6.15	Unassigned Grants	71
6.16	Promotion of Hindi Language (Rajbhasha)	71
6.17	Visiting Professorships/Fellowships to the Displaced Kashmir Migrant Teachers of Kashmir University and its Affiliated Colleges	71
6.18	Production of University Level Books by Indian Authors	71
7	STUDIES IN EMERGING AND INTER-DISCIPLINARY AREAS	71
7.1	Innovative Programmes	71
7.2	Area Studies Programme	71
8	INTER-UNIVERSITY RESOURCES FOR PROMOTION OF QUALITY	71
8.1	Inter-University Centres	71
8.2	National Information Centres	9
8.3	Centres of National Facilities	9
9	PROMOTION AND PRESERVATION OF INDIAN CULTURE, HERITAGE AND VALUES	10
9.1	Special Studies on Social Thinkers	10
	a) Gandhian Studies	
	b) Buddhist Studies	
	c) Nehru Studies	
	d) Ambedkar Studies	
9.2	Value-Oriented Education	11
9.3	Human Rights and Duties Education	11



10	DEVELOPMENT OF ENGINEERING AND TECHNICAL, MANAGEMENT AND COMPUTER EDUCATION	112
10.1	Development of Engineering and Technical Education	112
10.2	Award of Post-Graduate Scholarships to M.E./M.Tech. Students	112
10.3	Development of Management Studies	112
10.4	Development of Computer Facilities and Computer Education in Universities	113
	a) Computer Centres in Universities	
	b) Man Power Development Courses	
	c) Training of College Teachers for Computer Awareness	
	d) Introduction of Computer Application Paper at the Post-Graduate Level	
	e) Grants for Strengthening Computer Laboratory for Departments of Computer Science	
	f) Assistance to the Offices of College Development Councils	
	g) Assistance to Academic Staff Colleges for Computer Facilities	
10.5	Computer Facilities in Colleges	115
11	EDUCATIONAL OUTREACH ACTIVITIES	116
11.1	Adult, Continuing Education and Extension and Field Outreach	116
11.2	UGC-UNFPA Project on Population and Development Education in Higher Education System	116
12	FACILITIES FOR THE SCHEDULED CASTES, THE SCHEDULED TRIBES, THE HANDICAPPED, THE DISADVANTAGED SECTIONS AND THE DIFFERENTLY ABLED PERSONS OF SOCIETY	118
12.1	Special Cells for Scheduled Castes and Scheduled Tribes in Universities	118
12.2	Remedial Coaching for Scheduled Casts and Scheduled Tribes Students	118
12.3	Central Pool Database for Scheduled Castes and Scheduled Tribes	118
12.4	Coaching Classes for the Weaker Sections amongst Educationally Backward Minority Communities	119
12.5	Monitoring Committee to Evaluate the Implementation of Reservation Policy for Scheduled Castes and Scheduled Tribes in Central and Deemed to be Universities	120
12.6	Teachers Preparation in Special Education (TEPSE) and Higher Education for Persons with Special Needs (Disabled Persons) (HEPSN)	120
12.7	Financial Assistance to Teachers who are Visually Handicapped (Blind)	121
13	FACILITIES FOR AND POSITION OF WOMEN IN HIGHER EDUCATION	
13.1	Introduction of Technical Courses for Women in Women Universities	122
13.2	Part-time Research Associateships for Women	122
13.3	Special Scheme for Construction of Women's Hostels	122
13.4	Promotion of Women Studies in Universities	123
13.5	Growth in Enrolment of Women in Higher Education	124
13.6	Distribution of Women Enrolment by State, Stage and Faculty	124
13.7	Women Colleges	125
14	PROMOTION OF PHYSICAL EDUCATION AND SPORTS	126
14.1	Introduction of a Three-year Degree Course in Physical Education, Health Education and Sports	126
14.2	Promotion of Adventure Sports in Universities and Colleges	126
14.3	Promotion of Yoga Education and Practice in Universities	127
14.4	Development of Sports Infrastructure in Universities and Colleges	128



15	INTERNATIONAL CO-OPERATION	129
15.1	Bilateral Exchange Programmes	129
15.2	Exchange of Foreign Language Teachers	129
15.3	Fellowships and Scholarships	129
15.4	Higher Education Link Programme	130
15.5	SAARC Chairs, Fellowships and Scholarships	130
15.6	International Centre for Theoretical Physics (ICTP)	130
15.7	Commonwealth Academic Staff Fellowships	130
15.8	Salzburg Seminar	130
15.9	Development of Canadian Studies	131
15.10	Shastri Indo-Canadian Two-Person Months Programme	131
15.11	Travel Grants to Teachers to Visit Foreign Countries	131
15.12	UNESCO Programmes	131
16	MANAGEMENT OF HIGHER EDUCATION	132
16.1	Resource Mobilization by Universities	132
16.2	Training of Academic Administrators	132
16.3	State Councils of Higher Education	132
	LIST OF APPENDIES	133



HIGHLIGHTS OF THE UGC ANNUAL REPORT: 1999-2000

- The University Grants Commission (UGC) is a statutory organization established by an Act of Parliament in 1956, for the coordination, determination and maintenance of standards of university education. An amendment of the UGC Act is under consideration of the Government of India to meet emerging challenges.
- The Commission consists of the Chairman, Vice-Chairman and ten other members appointed by the Central Government. During the year, Dr. Hari Gautam has taken over as 14th Chairman of the UGC and also three new members were appointed.
- The Commission has opened its seventh Regional Office at Bangalore with the jurisdiction of Karnataka and Kerala States. The six other Regional Offices are at Hyderabad, Pune, Bhopal, Ghaziabad, Calcutta and Guwahati.
- A new Cell named "Retirement Benefit Cell" has been created to look into the grievances of the retired employees.
- The existing Fake University Cell has been renamed as 'Malpractice Cell' to check the malpractices in the universities. There were 18 universities identified as Fake Universities.
- A cell named "Sexual Harassment of Women at Work Place" has also been created to look into the grievances of women employees.
- SCT Cell was set up in 1979, in response to the recommendations made by the Parliamentary Committee on the welfare of Schedule Castes and Schedule Tribes.
- A Vigilance Cell has been set up to check corruption.
- The University Grants Commission has launched its own website viz. <http://www.ugc.ac.in>. The website contains the guidelines of all the schemes and also the important regulations of the UGC.
- The Budget for the year 1999-2000 and Grants received were as indicated below:

Budget for the year 1999-2000 and Grants received

(Rs. in Crores)

S.No.	Budget Head	Plan Allocation	Non-Plan Allocation	Non-Plan Grants Received	Plan Grants Received
1	General	348.00	640.00	975.00	383.77*
2	SACC	32.00	—	—	28.00
3	Engg & Tech.	28.00	—	—	28.00
4	Special grants for improvement of Libraries and Laboratories	20.00	—	—	1.73**
	Total	428.00	640.00	975.00	441.50

* Includes earmarked allocation of Rs. 35.77 crores for North-East

** Ministry of Human Resource Development, Department of Youth Affairs and Sports

- Out of the total non-plan grant released, 91.75% was released to Central Universities and Deemed to be Universities. The expenditure on UGC establishment was to the extent of Rs. 15.52 crores (1.6% of the total non-plan grant).



- The **priorities/initiatives** taken up by the UGC for **promoting excellence and quality**, for **making education relevant** and for **enhancing access and equity** in the university education, have been as under:
 - Greater emphasis and encouragement have been given to the conferment of autonomous status to colleges so as to promote innovation and academic flexibility in curricula. There are 131 Autonomous Colleges in the country.
 - To promote the participation of private sector, suitable amendments in the UGC Guidelines have been carried out so as to grant deemed university status to quality institutions on fast track basis.
 - Towards the opening up of Indian Higher Education to foreign nationals, the UGC has already taken up initiatives to allocate 15 per cent of supernumerary seats in university admissions to various courses of higher studies.
 - The UGC proposes to identify some universities, which may be considered for granting them the status of universities of excellence.
 - To promote quality of teaching/research in Sanskrit and to identify and recognize outstanding teachers, the UGC is sponsoring a new programme namely "UGC Sanskrit Award".
 - To celebrate the Sanskrit Year 1999-2000, fifty-seven universities/institutions were given the grant of Rs. 30 lakhs (20 lakhs from the MHRD and 10 lakhs from the UGC).
 - As per the Supreme Court direction, the guidelines for the combat of the menace of Ragging in Universities have been sent to all the universities for strict compliance.
 - The Commission has decided to introduce a new scheme of "Day Care Centres in Universities and Colleges".
 - The UGC has decided to go in for a VSAT and terrestrial network to connect all the universities.
 - It was decided to make accreditation and assessment by the NAAC mandatory to all the universities in India.
 - A reservation of three per cent made for the physically handicapped candidates in the recruitment/appointment to the post of lecturer in universities/colleges.
2. As on 31.03.2000, there were 236 universities including 16 Central Universities and 42 Deemed Universities and 11,831 colleges including 1520 women colleges.
- During the reporting year, seven new state universities and two new deemed universities were brought in the list of universities by giving recognition to them.
 - As many as 434 new colleges were established during 1999-2000.
 - At the end of the year 1999-2000, the total number of colleges recognized under Section 2(f) & 12(B) of the UGC Act was 5169.
 - During the academic session 1999-2000, the total enrolment in all courses and levels had been 77.34 lakhs including 27.42 lakhs women students constituting 35.5%.
 - The student enrolment – level-wise, had been as under:
- | <u>Level</u> | <u>UG</u> | <u>PG</u> | <u>Dip./Cert.</u> | <u>Research</u> |
|-------------------------------|-----------|-----------|-------------------|-----------------|
| Percentage of total enrolment | 88.0 | 9.8 | 1.3 | 0.9 |
- About 88% of all the under-graduate students and 55% of all post-graduate students were in the affiliated colleges while the remaining in university departments and their constituent colleges. 91% of the total research students were in the universities.
 - The average increase in enrolment in all states during the last five years ranges between plus one and minus one per cent in comparison to the national average rate of increase of 4.7%. Maharashtra State had been the first in having highest enrolment of 11.5 lakhs students.
 - The strength of the teaching faculty in universities and colleges went upto 3.51 lakhs.
 - The number of Research Degrees awarded during 1998-99 was 10,951. Out of this, the Faculty of Arts had the highest number with 4189 Degrees, followed by the Faculty of Science with 3836 Degrees.
- The number of women students enrolled per hundred men students had been 55.



3. There are 16 Central Universities, out of which, 15 Universities are receiving development grants while 12 are receiving maintenance as well as development grants. The Ministry of Human Resource Development is directly funding the Indira Gandhi National Open University.
 - Non-plan grants amounting to Rs. 605.91 crores were released to meet the maintenance expenditure of twelve Central Universities and plan grants of Rs. 106.64 crores were released to fifteen Central Universities including the amount of Rs. 35.77 crores exclusively paid to North East Universities.
 - There are 167 State Universities set up under laws enacted by the legislatures of various states. 116 state universities, excluding agricultural/medical universities are eligible to receive grants from the UGC. During the year 1999-2000, 116 eligible state universities were provided development grants amounting to Rs. 143.51 crores.
 - An amount of Rs. 425.00 lakhs was provided to 17 universities under the special scheme for upgradation of laboratories and libraries of the universities established between 1961 to 1965.
 - Non-plan grants amounting to Rs. 52.43 crores were paid to thirty two deemed to be universities/research institutions and plan grants of Rs. 17.75 crores to twenty nine deemed to be universities.
4. There are 11,831 colleges in the country. Out of which, only those colleges, which are recognized by the UGC, in terms of Section 2 (f) and 12B of the UGC Act, are eligible to receive grants from the UGC. The number of such colleges as on 31-3-2000 was 5,169.
 - Ninth Plan grants (1999-2002) amounting to Rs. 422.04 crores were allocated for the development of 4188 colleges under College Development Scheme.
 - Non-Plan assistance to colleges of Central Universities is provided as maintenance grant. An amount of Rs. 234.03 crores was provided to 54 colleges of Delhi University as maintenance grant for the year 1999-2000. In addition, grants totaling Rs. 2.12 crores were provided to 12 colleges of Delhi University as maintenance grants for hostel mess. Non-Plan grants amounting to Rs. 1.62 crores were paid to four constituent colleges of Banaras Hindu University as maintenance grant.
 - As against the Ninth Plan allocation, an amount of Rs. 406.32 lakhs was provided to Delhi Colleges under the various plan schemes during 1999-2000. Also an amount of Rs. 49.00 lakhs was provided to seven Delhi Colleges as one time special grant and Rs. 26.23 lakhs was provided to four Delhi Colleges for construction of women's hostels.
 - A comprehensive programme of professional development of teachers through 50 Academic Staff Colleges and 50 universities and specialized institutions has been carried out in different disciplines.

During the year, 124 orientation courses, 349 Refresher Courses were conducted by the ASCs. 3963 teachers were benefited in orientation courses and 10286 teachers in refresher courses. A grant of Rs. 1703.10 lakhs was released.
 - The UGC Core Committee on vocationalization of education at the first-degree level identified 38 vocational subjects in five discipline areas with detailed syllabi.

Since the inception of the scheme in 1994-95, 1533 colleges and 31 universities had been selected for support for the introduction of different vocational subjects. During 1999-2000, an amount of Rs. 1855 lakhs was paid to 216 colleges.
 - All the subject panels have completed the task of updating the UGC NET exams syllabus and database of experts.
 - The scheme of Special Assistance Programme (SAP) was introduced in 1963 with an objective of developing potential university departments in Science, Engineering and Technology and Humanities and Social Sciences, to the level of centres of excellence in the identified thrust areas and to accelerate to the level of international standards.

The schemes of Department of Special Assistance (DSA) and Departmental Research Support (DRS) were initiated in 1972 and 1977 respectively for the purpose of creating feeder departments for Centre of Advanced Study (CAS).

The total number of Departments supported at different levels was 152 departments in Humanities and Social Sciences and 220 in Science and Engineering and Technology.



The UGC provided financial assistance to the Science, Engineering and Technology and Humanities and Social Sciences Departments to the extent of Rs. 1416.77 lakhs, Rs. 561.36 lakhs and Rs. 672.85 lakhs respectively during 1999-2000.

- The scheme of Strengthening of Infrastructure in Science and Technology (SIST) was initiated with a view to provide assistance to departments in Science and Technology for acquiring highly sophisticated and expensive equipment to enable them to become internationally competitive in key areas of Post-graduate education and Research.

16 new departments were identified for support under the programme, thus raising the total number of such selected departments to 195.

- For optimum utilization of sophisticated instruments in teaching and research, the UGC has introduced the concept of common pool by establishing University Science Instrumentation Centres (USICs). 69 such centres were functioning in various universities.

5. To promote research, the UGC provides financial assistance to teachers in universities and colleges to undertake research projects in specified subject areas. Priority is given to inter-disciplinary and inter-institutional collaboration research.

The UGC approved 138 Major Research Projects in Humanities and Social Sciences including languages and Grants to the extent of Rs. 836.48 lakhs were released and 1659 minor projects were approved and an amount of Rs. 399.22 was released.

- The Commission provides financial assistance for the award of teacher fellowships for doing M. Phil or Ph.D. to college teachers. During Ninth Plan i.e. upto 31.03.2000, 4587 Teachers Fellowships were allocated to 1222 colleges.

- The UGC approved 513 proposals for financial assistance to universities and Post-Graduate colleges for organizing seminars and conferences at both national and international levels.

Under a new scheme of 'Research Awards', 102 teachers (Male-91, Female-11) were selected.

- Under the scheme of Visiting Associateships, 49 awardees were working out of 100 available slots.

- There were 100 (M-96, F-4) Emeritus Fellows working in various universities/colleges.

- Towards the promotion of Hindi language, the Rajbhasha Cell of the UGC imparted training to 41 employees of the UGC in Hindi Typing and to 16 employees in Hindi Stenography. The Cell has been bringing out regularly quarterly journals of SETU and UCHCH SHIKSHA PATRIKA.

7. The UGC is providing assistance to 19 Area Study Centres set up in 17 universities for undertaking studies relating to problems and culture of a given area and for developing inter-disciplinary research and teaching within a comparative framework. The focus is on those countries and regions, which have close and direct contact with India.

8. Seven Inter-University Centres, three National Information Centres and seven centres of National facilities are in existence in India.

9. There are 14 centres of Gandhian Studies, two centres of Buddhist Studies and four centres of Ambedkar Studies. Eight proposals for setting up Centres of Nehru Studies are under consideration.

- Under the scheme of Human Rights and Duties Education, three universities have been identified for introduction of two-year Post-graduate course, 4 institutions for one year Diploma course and three institutions for Certificate course. Also 9 universities and 15 colleges were identified for organizing seminars, one university and two colleges for symposia and six universities, two colleges for workshop in Human Rights and Duties Education.

10. The Commission provides Post-Graduate scholarships to 900 M.E/M.Tech. students every year to enable them to pursue higher technical education.

- The Commission approved financial assistance to four more new MBA departments in four universities thus raising the total number of departments supported to 63 for running the MBA programme.



- The UGC has been providing financial assistance to universities for setting up computer centres in 130 universities, 67 universities for conduction of MCA/M.Sc (Computer Science), 10 universities for B.E./B. Tech (Computer Science), 7 universities for M.E./M.Tech (Computer Science) and 135 training programmes to train college teachers in the use of computer. 24 universities were given approval for introduction of a computer application paper at the PG level in all subjects wherever relevant.
 - 38 universities were approved for grant for strengthening computer laboratories, 13 universities were provided a grant of Rs. 10.00 lakhs each.
 - The Commission assisted 64 universities for purchase of personal computer, printer, software, etc. for offices of the Colleges Development Councils and for creating computer facilities, the Commission assisted all the Academic Staff Colleges by paying a non-recurring grant of Rs. 1.25 lakhs to each of the these colleges.
11. The Commission approved financial assistance to 3404 colleges for the procurement of computer and financial assistance to 85 departments/centres of Adult, Continuing and Extension of universities for organizing programmes such as Literacy, Post-Literacy, Continuing Education, Legal Literacy, Environment Education etc. involving students and teachers.
- The third phase of the UGC-UNFPA project on Population and Development Education in Higher Education System commenced in January, 1999. 17 Population Education Resource Centres (PERCs) are set up in universities for implementing the project.
12. Since 1988, the Commission has been providing financial assistance to universities for the establishment of SC/ST cells for ensuring effective implementation of the reservation policy in admission, recruitment to both teaching and non-teaching positions etc. for SCs/STs.
- The Commission introduced a scheme of 'Remedial Coaching' for Scheduled Castes/Scheduled Tribes students at UG/PG levels in 1994 in universities and colleges. During 1999-2000, 77 new institutions were selected for remedial coaching.
 - To enhance the representation of SC/ST candidates in teaching positions in universities and colleges, the Commission created a Central Pool Database of the eligible SC/ST candidates. 1274 applications were enlisted during the year under report.
 - The Commission has been organizing the Monitoring Committee meetings every year to oversee the implementation of the reservation policy in respect of SC/ST in Central and Deemed Universities.
 - The scheme of 'Coaching Classes for Minorities' was introduced by the UGC in 1984 with an objective of preparing students belonging to educationally backward minorities communities so as to enable them to compete in various competitive examinations, seeking admissions in professional courses, becoming self-reliant etc.
- 77 coaching centres including 10 women centres were functioning in 22 univs and 55 colleges. The Standing Committee constituted by the UGC monitors the programme at the all India level. The sub-committee of the Standing Committee reviewed the work of 31 coaching centres and recommended 25 centres for continuation and six for discontinuation. The remaining centres are being reviewed.
- The special schemes namely TEPSE and HEPSN have been introduced by the UGC in 1999-2000 with an aim of not ignoring persons with disabilities in the Higher Education System and with an objective to develop courses for special teachers and counsellors and also to provide facilities in various forms for the differently abled persons.
- During the year, the UGC has approved the proposals of five universities/institutions under TEPSE and eight universities/institutions under HEPSN.
- The Commission enhanced Reader allowance to Rs. 6000/- p.a. to the regularly appointed Blind Teachers working in universities/colleges.
13. To enhance gender equity in the area of Engineering/Technology during the Ninth Plan period, the UGC has introduced a new scheme called "Technology for Women" in women universities. It provides financial assistance for introduction of under-graduate courses in Engineering/



Technology for a period of five years. The Commission identified five women universities for introduction of Engineering and Technology courses.

- The Commission, under the special scheme of "Construction of Hostels for Women", assisted 23 universities (19-State, 2-Deemed and 2-Central), four Delhi Colleges and 434 State colleges.

The UGC programme of 'Promotion of Women Studies in Universities' envisages assistance to universities and colleges for setting up centres and cells for women studies. Presently, there are 33 women study centres including 12 new centres in universities and women study cells in four colleges and two universities.

14. The UGC introduced a three-year degree course in Physical Education, Health Education and Sports in 29 institutions in 1998-99. Since then, the Commission has been providing financial assistance to these institutions for approved items of expenditure.

- The UGC initiated the scheme 'Promotion of Yoga Education and practice in Universities' in 1993 with an aim to set up Yoga Education and Practice Centres in Universities campuses. The proposals of ten universities for establishment of new Yoga Centres were approved and also decided to support at least ten universities for establishing/strengthening of Yoga departments.

The Commission also decided to augment the present status of Yogic Science by establishing full-fledged department of 'Human Consciousness and Yogic Science' in certain deserving universities.

15. Bilateral Exchange programmes connected with the university sector were in operation with 60 countries. During the year, the UGC hosted the visits of 62 foreign scholars from various countries and deputed 103 Indian scholars abroad.

- As on 31.03.2000, there were 39 foreign language teachers working in various universities in India.
- As against 10 fellowships under German Academic Exchange Services (DAAD), 18 scholars were nominated for advance research.
- Also seven scholars were nominated for the year 2000 for the award of short-term fellowships of two to six months duration offered to Indian students.
- Two scholars were awarded French Government scholarships by the French Government for carrying out research in the areas of learning French Language, Literature, Culture and Civilization.
- Ten scholars were nominated by the Commission to visit France and eight French scholars visited India under Indo-French cultural exchange programme. Also three Indian scholars participated in the Franco-Indo-Russia Seminar which was held in Moscow under the programme.
- One Indian scholar visited U.K. under Higher Education Link Programme meant for the development of linkages between institutions of higher education in India and U.K.
- The UGC, which is the implementing agency for SAARC Chairs/Fellowships/Scholarships, made the following nominations for three countries.

<u>Country</u>	<u>Fellowships</u>	<u>Scholarships</u>
Bangladesh	3	2
Pakistan	1	2
Sri Lanka	1	2
	5	6

- The UGC recommended 78 teachers for fellowships under 'Commonwealth Academic Staff Fellowships' to do research work at the universities/institutions in the United Kingdom. Out of 78 teachers, the Association of Commonwealth universities finally selected 36 teachers for fellowships.

16. The UGC has introduced the scheme of "Resource Mobilization by Universities" in 1995 for supporting universities in their resource mobilization for their development. 25% of the resources generated by the universities is given as UGC share, limited to a maximum of Rs. 25 lakhs in a financial year. An amount of Rs. 466.89 lakhs was paid to 14 state and 8 deemed to be universities.



1 INTRODUCTION

1.1

The Role and Organization of UGC

The University Grants Commission (UGC) came into existence in 1953 and became a statutory organization by an Act of Parliament in 1956. It is a national body for the coordination, determination and maintenance of standards of university education. The UGC serves as a coordinating body between the Union and State Governments and the institutions of higher learning. It also acts as an advisory body to these Governments and institutions on issues relating to higher education.

Section 12 of the UGC Act provides that the Commission shall in consultation with the concerned universities, take all such steps as it may think fit for the promotion and coordination of university education and for the maintenance of standards in teaching, examination and research. To teaching and research, extension was added as the third dimension of education in a policy decision taken by the Commission. For the purpose of performing its functions, the Commission

- allocates and disburses, out of the Fund of the Commission, grants to universities and colleges for the maintenance and development.
- advises Central Government, State Governments and Institutions of higher learning on the measures necessary for the promotion of university education.
- makes Rules and Regulations consistent with the Act, etc.

Organizational Structure

The Commission consists of the Chairman, Vice-Chairman and ten other members appointed by the Central Government. The Chairman is selected from among persons who are not officers of the Central Government or of any State Government. Of the ten other members, two are selected from among the officers of Central Government to represent the Government. Not less than four, selected from among persons who, at the time of selection, shall be teachers in the universities. The remainder are selected from among persons (1) who have knowledge of, or experience in agriculture, commerce, forestry or industry, (2) who are members of engineering, legal, medical or any other learned profession and (3) who are Vice-Chancellors of universities or who, not being teachers of universities, are in the opinion of the Central Government, educationists of repute or have obtained high academic distinctions.

The executive head of the UGC is the Secretary. He heads the Commission's secretariat with the following staff:

Group	Sanctioned	Working		
		Total	Women	% age
Group 'A'	139	94	13	13.8%
Group 'B'	115	99	25	25.3%
Group 'C'	489	380	151	39.7%
Group 'D'	136	99	12	12.1%
Total	879	672	201	29.9%

Against the sanctioned strength of 879, 672 employees constituting 76.5%, were working in the University Grants Commission as on 31.03.2000.



1.2
Establishment of
Regional Offices

1.3
New Cells Set-up

The Commission has established its regional offices at Hyderabad, Pune, Bhopal, Ghaziabad, Calcutta and Guwahati. During the year under report, the Commission has opened its seventh UGC Regional office at Bangalore with the jurisdiction of Karnataka and Kerala States.

A new Cell named "Retirement Benefit Cell" has been created to look into the grievances of the retired employees.

The existing Fake University Cell has also been entrusted to check the malpractices in the Universities. This Cell has been renamed as 'Malpractice Cell'.

Besides, a cell named "Sexual Harassment of Women at Work Place" has also been created which would look into the relevant grievances of women employees.

1.4
Special Cells

a) Malpractice Cell

To deal with the menace of existence and mushrooming of Fake Universities in the country, a cell known as 'Malpractice Cell' (earlier Fake Universities) was set up in the UGC on 30th May, 1998, with the following functions:

- To collect information through print media and other sources and bring all cases/instances of the Fake Universities to the notice of the Commission.
- To liaise with different agencies of the Governments of India/State Government and take such measures as are necessary for arresting the menace of fake institutions.
- To look into the complaints of misuse of funds by the universities/colleges as well as complaints regarding irregularities by the UGC in the financial assistance to the universities/colleges.

Further at the beginning of each academic session, the UGC has also been issuing a Press Release in National Dailies advising the aspiring students, wardens and the public at large, not to pursue Higher Education courses with such self-styled universities/vishwavidyalayas which are functioning unauthorisedly in different parts of the country.

A list of fake universities as on 31st March, 2000 is given below:

List of Fake Universities as on March 31, 2000

1. Maithili University/Vishwavidyalaya, Darbhanga, Bihar
2. Mahila Gram Vidyapith/Vishwavidyalaya (Women's University) Prayag, Allahabad (UP)
3. Varanaseya Sanskrit Vishwavidyalaya, Varanasi (UP)/Jagat Puri, Delhi
4. Commercial University Ltd., Darya Ganj, New Delhi
5. Indian Education Council of UP, Lucknow (UP)
6. Gandhi Hindi Vidyapith, Prayag, Allahabad (UP)
7. National University of Electro Complex Homeopathy, Kanpur
8. Netaji Subhash Chandra Bose University (Open University) Achaltal, Aligarh (UP)
9. D.D.B. Sanskrit University, Putur, Trichi, Tamil Nadu
10. St. John's University, Kishanattam, Kerala
11. United Nations University, Delhi
12. Vocational University, Delhi
13. Uttar Pradesh Vishwavidyalaya, Kosi Kalan, Mathura (UP)
14. Maharana Pratap Shiksha Niketan Vishwavidyalaya, Pratapgarh (UP)
15. Raja Arabic University, Nagpur
16. Kesarwani Vidyapith, Jabalpur (M.P.)
17. Delhi Vishwa Vidyapeeth, 233, Tagore Park, Model Town, Delhi-110 009
18. Badaganvi Sarkar World Open University Education Society, Gokak, Belgaum (Karnataka)



b) Legal Activities (Legal Desk)

Legal Desk was set up in the UGC in 1989, exclusively to attend to and monitor the Court cases in which the UGC is impleaded as one of the parties. As and when the notices from the Courts are received, the comments/directions of the concerned Bureau/Division dealing with the subject-matter are obtained. In case it is decided to defend the case, Counsels are engaged by the UGC. Generally, the Central Government Standing Counsels are engaged. Sometimes private Counsels are also engaged if it is considered absolutely necessary. Over the years, the number of Court cases is on the increase. The cases mainly relate to appointment of teachers, their service conditions, pay scales and implementation of the UGC schemes etc. The employees of UGC have also filed some cases pertaining to service matters for redress. Various parties, in different Courts of the country, have filed around 1,734 cases.

c) Scheduled Castes/Scheduled Tribes Cell (SC/ST Cell)

In response to the recommendations made by the Parliamentary Committee on the welfare of Schedule Castes and Schedule Tribes, the University Grants Commission set up a Cell called SCT Cell in January, 1979, with a view to monitor the effective implementation of various reservation orders for admissions, employment, fellowships, hostel facilities, etc., various programmes relating to access of higher education to students belonging to SC/ST communities and to deal with representations received from SC/ST candidates regarding their admission, recruitment, promotion and other similar matters in universities and colleges.

d) Vigilance Activities (Vigilance Cell)

The University Grants Commission has set up a Vigilance Cell in accordance with the instructions of the Government of India to check corruption effectively. The Vigilance Cell has a strength of an Additional Secretary, appointed as Vigilance Officer by the Central Vigilance Commission, who looks after the work of Chief Vigilance Officer of the UGC.

He is mainly responsible for the prevention and detection of corruption cases in the UGC. The CVO further ensures:-

- Maintaining proper surveillance on officers of doubtful integrity.
- Ensure prompt observance of Conduct Rules relating to integrity covering (i) statement of assets and acquisitions (ii) gifts (iii) relatives employed in private firms or doing private business (iv) benami transactions.
- Location of sensitive spots, regular and surprise inspections of such spots and proper scrutiny of personnel who are posted in sensitive posts.

During the year under report, two of Group 'C' and one of Group 'D' employees were dismissed from the services. Disciplinary proceedings have been initiated against two employees of the UGC.

Also various preventive measures have been introduced to bring transparency and simplicity in the process of allocation and disbursement of grants to universities and colleges.

e) Pay Scale Cell

The Pay Scale Cell set up in 1984 has been developed into a full-fledged section. It is entrusted with the responsibility of setting up and coordinating the work of Review Committees from time to time. It issues important circulars and guidelines relating to pay scales and service conditions of teachers as also other Group 'A' non-teaching employees of the universities and colleges. It also interacts with important teacher associations with a view to solve the problems and doubts in a peaceful manner. It also circulates important decisions received from the Ministry of Human Resource Development to make the teaching community aware of these decisions which may have a direct bearing on their career. On 4th April, 2000, the Pay Scale Cell issued 'UGC Regulations 2000' which prescribes the minimum qualifications etc. required of a person to be appointed as teacher in the universities and colleges.



f) Rajbhasha Cell

The Central Government, in 1963, declared the Hindi language as the official/work language of the Union of India through Official Language Act and directed all the departments of the Central Government to set up "Rajbhasha Cell" for enhancement of Hindi in official working.

In compliance with the official language Act, the UGC initially set up a Rajbhasha Cell and it became a full-fledged Rajbhasha section in 1992. The main functions of the Cell are as under:

- To act as a coordinator between Universities/Colleges and Ministry of Human Resource Development.
- To create awareness for the use of Rajbhasha and to speed up the progressive compliance of Official Language Policy in official working.
- To nominate the UGC officials or to facilitate to get opportunities for different types of training programmes in Hindi.
- To conduct seminars/workshops for promotion of Hindi in official working.
- To organize programmes like Essay Competitions, Debates, Dictations, etc. for the UGC officials.
- To celebrate Hindi Diwas during Hindi Pakhwara (1st to 14th September every year).
- To introduce courses relating to Hindi in universities like Certificate in Functional Hindi, Diploma in Hindi Translation, Journalism, etc.

The University Grants Commission has launched its own website viz. <http://www.ugc.ac.in> during the year under report. The website contains the guidelines of all the schemes and also the important regulations of the UGC. The Local Area Network (LAN) is being established in all the three offices of UGC in New Delhi. In order to create a new work culture, a series of training programmes were conducted for all the staff of the UGC. A new UGC-IT plan for 2000 is under consideration for providing information through the UGC website for all.

During the year 1999-2000, the publication bureau of UGC has brought out seven reports including UGC Annual Report for the year 1998-99 and also printed guidelines for 36 UGC schemes for the Ninth Plan Period and twenty miscellaneous items.

Against the total budget allocation of Rs. 6.47 lakhs for the year 1999-2000, an expenditure of Rs. 6.88 lakhs was incurred on the printing and publication of the reports/documents etc. including the financial assistance to Indian Institute of Management (IIM), Ahmedabad for bringing out a Newsletter 'Kayakalp', a project sponsored by the UGC.

A plot of 25 acres situated at the south-west corner of Jawaharlal Nehru University campus, New Delhi was allotted to the UGC for the development of its own complex named 'UGC-2001 Complex'. The work in respect of the construction of boundary wall has since been completed. Now, the UGC is planning to hold National Architectural Design Competition to select an architect for design and development of the proposed complex in consultation with Council of Architecture.

The preparation of Budget in respect of the financial year next ensuing showing the estimated receipt and expenditure and submission of it to the Ministry of Human Resource Development is one of the main functions of the Commission. The Commission has its own fund called 'Fund of the Commission'. All sums, which may be paid to the Commission by the Central Government and all the receipts of the Commission shall be carried to the fund and all payments by the Commission shall be made therefrom.

The UGC Act empowers the Commission to allocate and disburse funds, out of the fund of the Commission, to Universities, Colleges and other Institutions of higher education in the form of maintenance (non-plan) and development (plan) grants through various programmes/schemes of the Commission to maintain and improve standards in the higher education.

1.5
UGC
Commission 2000

1.6
Publications

1.7
New Building and
Campus for UGC

1.8
The Budget and
Finances of the
UGC



The budget for the year 1999-2000 was as given in Table 1.1.

Table 1.1: Budget for the year 1999-2000

(Rs. in Crores)

S.No.	Budget Head	Plan Allocation	Non-Plan Allocation (BE)	Non-Plan Allocation (RE)
1.	General	348.00	640.00	975.00
2.	SACC	32.00	-	-
3.	Engg & Tech.	28.00	-	-
4.	Special grants for improvement of Libraries and Laboratories	20.00	-	-
	Total	428.00	640.00	975.00

The details of the plan and non-plan grants received from the Central Government and grants released to universities/institutions during 1999-2000 are given in the following Tables 1.2, 1.3 & 1.4:

Table 1.2: Grants received during 1999-2000

(Rs. in Crores)

S.No.	Budget Head	Plan Allocation	Non-Plan Allocation
1.	General	383.77*	975.00
2.	SACC	28.00	-
3.	Engg & Tech.	28.00	-
4.	Sports	1.73**	-
	Total	441.50	975.00

* Includes earmarked allocation of Rs. 35.77 crores for North-East

** Ministry of Human Resource Development, Department of Youth Affairs and Sports.

Table 1.3: Non-Plan grants released during 1999-2000

(Rs. in Crores)

S.No.	Type of Institutions	Non-Plan Grant	% of Total Non-Plan Grant
1.	Maintenance to :		
	a) Central Universities	594.19	60.85
	b) Colleges of Delhi University and BHU	252.43	25.86
	Institutions Deemed to be Universities	49.11	5.04
2.	Teachers Awards, Research Fellowships, Scholarships etc.	30.90	3.16
3.	Inter-University Institutions	1.13	0.12
4.	State Universities	5.68	0.58
5.	Specific Grant for State Universities	24.75	2.53
6.	Non-University Institutions	2.62	0.27
7.	UGC Establishment Expenses	15.52	1.59
	Total (Non-Plan)	976.33	100.00

Table 1.4: Plan Grants Released During 1999-2000

(Rs. in Crores)

S.No.	Type of Institutions	Plan Grant	% of Total Plan Grant
1.	State Universities*	143.52	34.58
2.	Colleges of State Universities	116.66	28.12
3.	Central Universities	106.04	25.55
4.	Inter-University Centres	18.82	4.54
5.	Institutions Deemed to be Universities	17.75	4.27
6.	Miscellaneous	4.41	1.06
7.	Colleges of Central Universities	7.82	1.88
	Total (Plan)	415.02	100.00

* This does not include grants paid through other schemes like Sports and Engineering/Technology.



The extent of plan and non-plan resources made available to the UGC by the Central Government over a period of two decades is as given in Table 1.5:

Table 1.5: Resources made available to the UGC during Five Year Plan periods
(Rs. in Crores)

	Sixth Plan	Seventh Plan	Eighth Plan	Ninth Plan (upto 31.03.2000)
Plan	233	575	1030.96	1213.36*
Non-Plan	388	845	1906.45	2518.97*
Total	621	1420	2937.41	3732.33*

For the years 1997-98 to 1999-2000.

1.9 Priorities and Initiatives

The priorities/initiatives taken up by the UGC for promoting excellence and quality, for making education relevant and for enhancing access and equity in the university education, have been as under:

- In order to make higher education institutions as centres of excellence, it was decided to make accreditation procedures obligatory for all universities. The National Assessment and Accreditation Council is being suitably geared for this purpose.
- Greater emphasis and encouragement have been given to the conferment of autonomous status to colleges so as to promote innovation and academic flexibility in curricula.
- To make the sector of higher education financially more viable, initiatives have been taken to revise the fee structure of universities and to mobilize resources.
- To promote the participation of private sector, suitable amendments in the UGC Act have been contemplated so as to make it possible to grant deemed university status to quality institutions on fast track basis in order to augment resources in the higher education sector as well as promotion of quality.
- Towards the opening up of Indian Higher Education to foreign nationals, the UGC has already taken up initiatives to allocate 15 per cent supernumerary seats in university admissions to various courses of higher studies.
- Efforts are also being made by the UGC, in consultation with the Government of India, to regulate foreign educational institutions and also unrecognized institutions operating in India.
- The collection and updation of educational statistics and other allied information received attention during the year.
- Priority attention has been given to the educational development of north eastern region and border areas by providing non-lapsable grants to universities and colleges.

1.10 Highlights of the Year

Identification of Universities with Potential Towards Excellence

To meet the present challenges in education and global society, and to introduce an element of excellence, the UGC proposes to identify some universities, which may be considered for granting the status of universities of excellence. Necessary inputs in terms of money and manpower shall be provided to these institutions to achieve and sustain the superior quality of education and research. Their governance, fee structure, research funding, admission criteria and recruitment of quality teachers may well be made different than the others.

To undertake the above task, the Commission has constituted a Committee, which is deliberating on the issue of identifying the universities of excellence.

Specification of Degrees

As per the Section 22 of the UGC Act, a "Degree" means a degree, which is specified by the UGC by notification in the Official Gazette. This clearly implies that no degree is a valid degree unless it is specified by the UGC. In continuation to the 104 degrees specified earlier by notification by the UGC, the Commission approved the specification of 34 additional degrees. A Circular in this regard



was issued to all the universities on 07.07.1999. The work regarding further specification of degrees is also in progress.

Setting Up of Planning, Monitoring and Evaluation Cell

The Commission approved to set up a Planning, Monitoring and Evaluation Cell in the Commission as per the recommendation of Ninth plan working group (Planning Commission) on higher education.

Also each university will constitute a Monitoring and Planning Board to monitor the schemes of the UGC as also the implementation of its various regulations. The Standing Committee for the purpose would have two nominees of the UGC. Similarly, the College Development Council may be made responsible for monitoring of the colleges under its jurisdiction. It was also decided to hold regional workshops of Vice-Chancellors to involve them in the decisions regarding the Constitution of the Committee, reporting of data, and related matters for a successful monitoring and feedback mechanism.

UGC Sanskrit Award

To promote quality teaching/research in Sanskrit and to identify and recognize outstanding teachers and to award them for excellent contributions in teaching/research/innovation/new programmes of Sanskrit Language, the UGC is sponsoring "UGC Sanskrit Award". This shall be annual national award consisting of Rs. 1.00 lakh and citation. The award shall be presented at a ceremonial function to be conducted by the UGC. All teachers engaged in Post-graduate teaching in the Departments of Sanskrit in Universities/Colleges under the purview of the UGC are eligible. The teacher must have an independent teaching/research experience for a minimum of five academic years in the subject area and should have made an outstanding contribution in the teaching/research/innovation/language. The awards are meant for Sanskrit teachers only.

The Universities have been requested to send nominations and the candidature of the nominees will be examined by the Search Committee constituted for the purpose by the UGC.

Celebration of Sanskrit Year 1999-2000

To celebrate the Sanskrit Year 1999-2000 as declared by the Government of India, fifty-seven universities/institutions as recommended by the Expert Committee constituted for the purpose, were given the grant of Rs. 30 lakhs (20 lakhs from the MHRD and 10 lakhs from the UGC).

"Ragging" in Universities

The UGC was made one of the respondents in Public Interest Litigation case filed in Supreme Court of India by Viswa Jagriti Mission highlighting the adverse impact of ragging of freshers in educational institutions all over the country. During the hearing of the case held on 16th July, 1999, the learned judges had indicated that it would be appropriate if the UGC takes a more pro-active view in the matter and frame guidelines with regard to combating the menace of ragging in the universities and other educational institutions. Accordingly, the UGC constituted a Committee to frame such guidelines. The report of the Committee was sent to all the universities for strict compliance.

Day Care Centres

The Commission introduced a scheme of 'Day Care Centres' in universities and colleges as one of the proposed schemes for implementation in the Ninth Plan period.

The scheme is to provide day care facilities at the university/college for children from three months to six years, when their parents (university/college employees) are away from home for the day. The day care facilities are predominantly meant for employees' children and other university affiliated institutions in the neighbourhood. The facilities will be offered upto a maximum of eight hours daily.

The Commission decided that the scheme be introduced with a one time lumpsum financial grant of Rs. 2.00 lakhs to each centre. The concerned universities and colleges, on the self-supporting basis, shall then maintain it. The UGC shall not support it any further than the initiation of one time grant of Rs. 2.00 lakhs.



Networking of Universities

The UGC has decided to go in for a VSAT and terrestrial network to connect all the universities in a scaleable Wide Area Network (WAN). Even remote areas can be covered as easily as the urban locations. All the teachers and students can use this network which will link all the departments in a university through a LAN to the WAN. The applications of Wide Area Network are designed for:

- Data Transfer, Internet Access
- Video Conferencing
- Distance Learning
- Multimedia

The UGC is also contemplating to include all the State Secretaries of Higher Education in the Network.

Annual Conference of Vice-Chancellors

The Annual Conference of Vice-Chancellors was held on 9th December, 1999 at Mangalore University, Mangalore. The issues before the Conference were:

- Need and Methodology for Academic and Administrative audit.
- Re-look into the qualifications for Lecturers particularly whether NET be replaced with Ph.D. or not.
- Opinion for increasing number of autonomous colleges; and the
- Need for revision of fee structure.

116 Vice-Chancellors/Directors of Universities/Institutions were participated in the Conference. After the discussions/deliberations on the above mentioned issues, the Conference unanimously approved the following:

- Approved the introduction of Academic and Administrative Audit in Universities. The audit should take place every year after completion of the academic year. The Academic Audit Committee should be constituted from the eminent teachers of the University and one or two Professors from the neighbouring Universities or State. It was also suggested to include eminent citizens in the Committee
- Ph.D. should not be an alternative qualification for NET. NET should continue as essential qualification for appointment as lecturer in Universities and Colleges. However, there were suggestions to have different qualifications *i.e.* for Colleges NET and for Universities NET plus Ph.D.
- The Conference was unanimous on granting autonomy to Colleges. However, proper common mechanism be developed to see that the autonomy is not misused. There are also suggestions to provide degree giving power to Colleges.
- There was unanimity for raising the fees.

Decisions and Approvals of the Commission

- To stress on quality, the concept of performance-linked funding for one-third of the plan grant has been introduced. This plan grant will be provided within the over-all plan ceiling of the universities.
- Decided and approved the setting up of centres of studies on Subhash Chandra Bose, Pt. Madan Mohan Malviya, Dr. S. Radhakrishnan, Dr. Jakir Hussain, Swami Vivekananda, Rabinder Nath Tagore, Shri Aurbindo and Dr. Vallabh Bhai Patel in addition to the centres of studies on Mahatma Gandhi, Pt. Jawaharlal Nehru, Bhagwan Buddha and Dr. B.R. Ambedkar.
- Decided that the accreditation and assessment by the NAAC be made mandatory and compulsory to start with for all the universities in India. It was further decided that all the universities in India be accredited and assessed by December 31, 2000 and the expenses incurred in the accreditation



First Radioactive Ion Beam in the Country Extracted from Heavy Ion Reaction Analyser (HIRA),
Nuclear Science Centre, New Delhi



exercise shall be borne by the UGC and this is charged against the general plan development of the concerned universities.

- Resolved that the MoA of the NAAC be amended to bring it at par with that of other Inter-University Centres for efficient working and discharging of its commitments.
- Decided that in compliance with the Act 'Persons with Disability (equal opportunity, protection and rights and full participation) Act, 1995', a reservation of not less than three per cent be made for the physically handicapped candidates in the recruitment/appointment to the post of lecturer in universities/colleges receiving aid from the Government and that this reservation should be subject to type and degree of disability which ought not adversely affect the performance and working of the proposed appointee as a lecturer in discharging his/her teaching and research duty.
- Approved the collaboration of activities of the National Open School and National Literacy Mission with the UGC, and University Departments of Adult, Continuing Education, Extension and Outreach.
- Decided to create 15 per cent supernumerary seats in all the University Department subject courses whether technical/professional or otherwise provided that adequate infrastructural facilities are made available in the Department/s concerned. It was further decided that these supernumerary seats shall be exclusively meant for the foreign students both in the Undergraduate and Post-graduate courses with a rider that under no circumstances a seat remaining unfilled shall be allocated to any one else than a foreign student. Foreign student in this context shall be defined as the one who shall possess a foreign passport. However, preference shall be given to persons of Indian origin holding foreign passport.
- Approved an allocation of Rs. 458 lakhs to three Universities and eighteen Colleges in the State of Orissa as cyclone relief and also decided that the above assistance may be provided under the head 'Development Assistance to the Universities and Colleges'.
- While examining the mid-term academic/administrative/financial review of the Ninth Plan to evaluate the performance of universities, the Commission decided that there is a need and absolute justification in sending the review committee to the universities for evaluation of their performance in terms of the activities/expenses undertaken in the Ninth Plan and also to assist universities projection/expenses in the forthcoming Tenth Plan period. It was further decided that these committees should also consider the reports of academic, administrative and financial audits of the concerned universities to assist their present performance and future projections.



2

HIGHER EDUCATION SYSTEM: STATISTICAL GROWTH OF INSTITUTIONS, ENROLMENT, FACULTY AND RESEARCH

At the time of Independence, in 1947, there were only 20 universities and 500 colleges in the country. The number of students and teachers in the higher education system was also very small. But, after Independence, there has been an exponential increase in all these numbers. There has been a twelve-fold increase in the number of universities and twenty three-fold increase in the number of colleges while students enrolment has gone up by nearly twenty nine times.

2.1 Institutions

An increase in enrolment of this order would not have been possible without the growth in the number of institutions of higher learning, both universities and particularly colleges (Appendix VII) which increased by 2579 over the period 1995-96 to 1999-2000. The rate of increase of colleges, however, has varied across states as shown in Appendix VII. Relatively speaking, Andhra Pradesh registered the highest increase, with 408 colleges established during the five-year period from 1995-96 to 1999-2000. The pace of growth was also high in Uttar Pradesh (334), Karnataka (297), Tamil Nadu (274), Maharashtra (197), Madhya Pradesh (187) Kerala (112) and Assam (110). Increase in the number of Colleges in some other states over this period was not significant while in four states like Sikkim, Arunachal Pradesh, Tripura and Goa there was single digit increase. Similarly, in the union territories of Andaman and Nicobar, Pondicherry, Daman and Diu, Lakshadweep, and Chandigarh there was also single digit increase in the number of colleges over this period.

As many as 434 new colleges were established during 1999-2000, bringing the total number of colleges to 11,831 in 1999-2000 as against 11,397 colleges in 1998-99.

At the end of 1999-2000, the total number of colleges recognized under Section 2(f) and 12(B) of the UGC Act was 5169 as against 5037 in the previous year.

There were 236 universities and deemed universities at the end of 1999-2000. The new universities established in the reporting year were:

a) State Universities

1. National Academy of Legal Studies & Research University, Hyderabad
2. Visveswaraiah Technological University, Belgaum
3. National Law Institute University, Bhopal
4. Utkal University of Culture, Bhubaneshwar
5. Kavikulguru Kalidas Sanskrit Vishwavidyalaya, Ramtek (M.S.)
6. North Orissa University, Baripada (Orissa)
7. Fakir Mohan University, Balasore (Orissa)

b) Institutions Deemed to be Universities

1. TERI School of Advanced Studies, New Delhi
2. Institute of Armament Technology, Pune

**Table 2.1: Type of Institutions of Higher Education: 1999-2000**

S.No.	Type of Institutions	No. of Institutions
1.	Central Universities	16 #
2.	State Universities	167 *
3.	Open Universities	6
4.	Institutions Deemed to be Universities	42
5.	Institutions established through State Legislation	5
6.	Colleges	11831 **

Includes Indira Gandhi National Open University.

* Includes 27 Agricultural Universities, 2 Veterinary Universities, 5 Medical Universities and 4 Technical Universities

** Provisional

2.2

Students Enrolment

The major observations are as follows:

The trend of students enrolment at the macro level in the last twenty years is given in Appendix-II. Whereas, the students enrolment trends with respect to the state, stage and faculty have been indicated for a five-year period from 1995-96 to 1999-2000, in Appendix-III. The growth in student enrolment during this period occurred at a moderate but steady rate, with the average increase in enrolment from 1995-96 to 1999-2000 works out to 4.7 per cent per annum, while the increase in 1999-2000 over 1998-99 was 4.3 per cent.

State-wise position indicated that the average increase in enrolment in all states over the five year period (1995-96 to 1999-2000) ranges between plus one and minus one per cent around the national average of 4.7 per cent.

In 1999-2000, 77.34 lakh (provisional) students were enrolled in institutions of higher education.

Stagewise Enrolment

The majority of students in the higher education system were enrolled for a variety of courses at the undergraduate level. The students at this level constitute an estimated 88 per cent of the total students in colleges and universities put together. The percentage of students enrolled for Master's level courses was 9.8 while a very small proportion (0.9 per cent) of the students in the institutions of higher education were doing research. Likewise, only 1.3 per cent of the students was enrolled in diploma or certificate courses (Appendix-IV).

Most of the students in the higher education system were enrolled in affiliated colleges. About 88 per cent of all the undergraduate students and 55 per cent of all the postgraduate students were in the affiliated colleges, while the remaining were in the universities and their constituent colleges. In contrast, 91 per cent of the research students working for the M.Phil or Ph.D. were in the universities. In the case of enrolment in diploma/certificate courses, too, university departments/university colleges, together, had an edge over the affiliated colleges. However, a majority of the students were in the affiliated colleges at both undergraduate and post-graduate levels, where the foundations of higher education are laid, which should have far-reaching policy implications, especially for greater financing of this sector particularly with reference to promoting relevance and quality.

It may also be mentioned that the stage-wise distribution of students has remained virtually unchanged during the last two decades.

Facultywise Enrolment

The distribution of students, across faculties, in 1999-2000 is given in Appendix-V.

Four out of ten students in higher education were in the Faculty of Arts, enrolled for courses in the Social Sciences and the Humanities, which include History and Culture and languages. Two out of ten students were in Science courses. The ratio for Commerce was also the same as that for Science. Thus, 80 per cent of the total enrolment was in the three faculties of Arts, Sciences and Commerce while the remaining 20 per cent were in the Professional faculties.



Enrolment in Professional Courses

The students enrolled in professional courses are a mere 20 per cent of the total enrolment. In a country, which depends on agriculture and allied occupations, enrolment in agriculture is just 1.1 per cent and in Veterinary Science, it is miniscule 0.3 per cent (Appendix-V).

In 1999-2000, the total teaching staff in universities and affiliated colleges was 3.51 lakh as against 3.42 lakh teachers in the previous year. Teaching staff in the affiliated colleges constituted nearly 77 per cent of all the teachers put together in university departments and affiliated colleges.

The position of staff strength given in Appendices VIII & IX shows that the category of lecturers constituted 63 per cent of the total number of teachers in affiliated colleges and nearly 17 per cent lecturers and 30 per cent senior lecturers in university departments whereas the category of Readers accounted for nearly 28 per cent of the total teaching staff and professors 23 per cent. Senior teachers (i.e. Principals, Professors, Readers and Senior lecturers) constituted 35 per cent of all teachers in the affiliated colleges in 1999-2000.

The number of research degrees awarded showed decreased from 11066 in 1997-98 to 10951 in 1998-99. Out of the total number awarded in 1998-99, the Faculty of Arts had the highest number with 4189 degrees, followed by the Faculty of Science with 3836 degrees. These two faculties together accounted for 73 per cent of the total number of doctoral degrees awarded. This trend is similar to the trend observed earlier.

2.3

Faculty Strength

2.4

Research Degrees

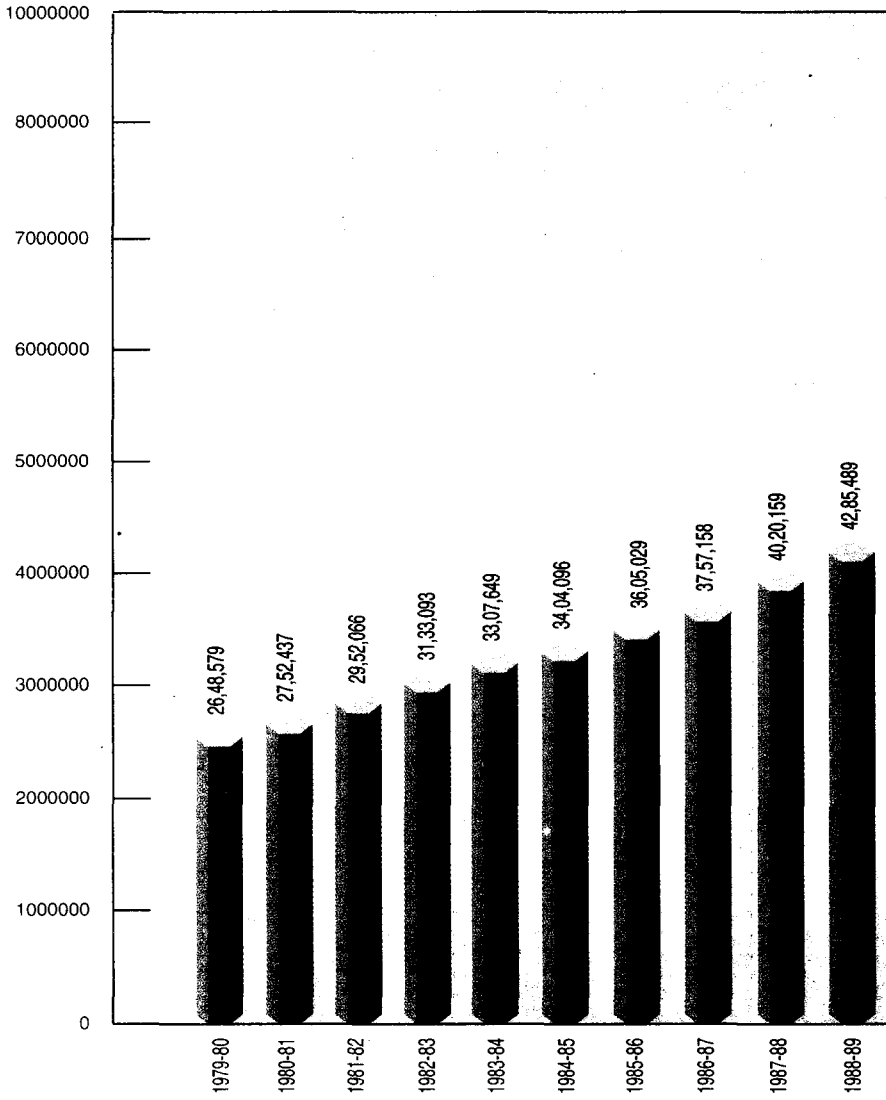



Fig. 1. All India Growth of Student Enrolment :

1979-80 to 1999-2000 (Provisional)

1989-90
1990-91
1991-92
1992-93
1993-94
1994-95
1995-96
1996-97
1997-98
1998-99
1999-2000



46,02,680

49,24,868

52,65,886

55,34,966

58,17,249

61,13,929

64,25,624

67,55,455

70,78,214

74,17,968

77,33,612



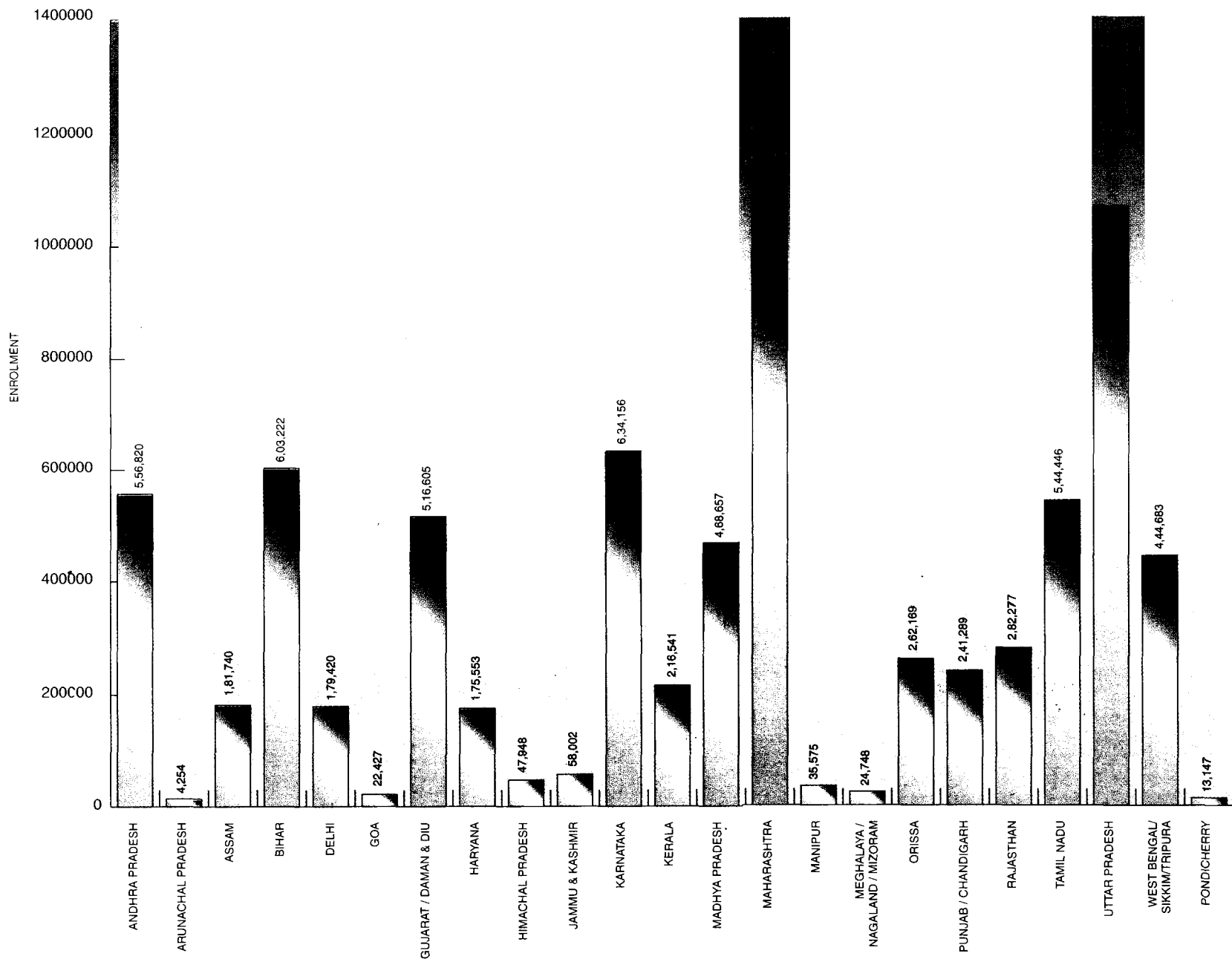


Fig. 2. Statewise Enrolment : 1999-2000 (Provisional)

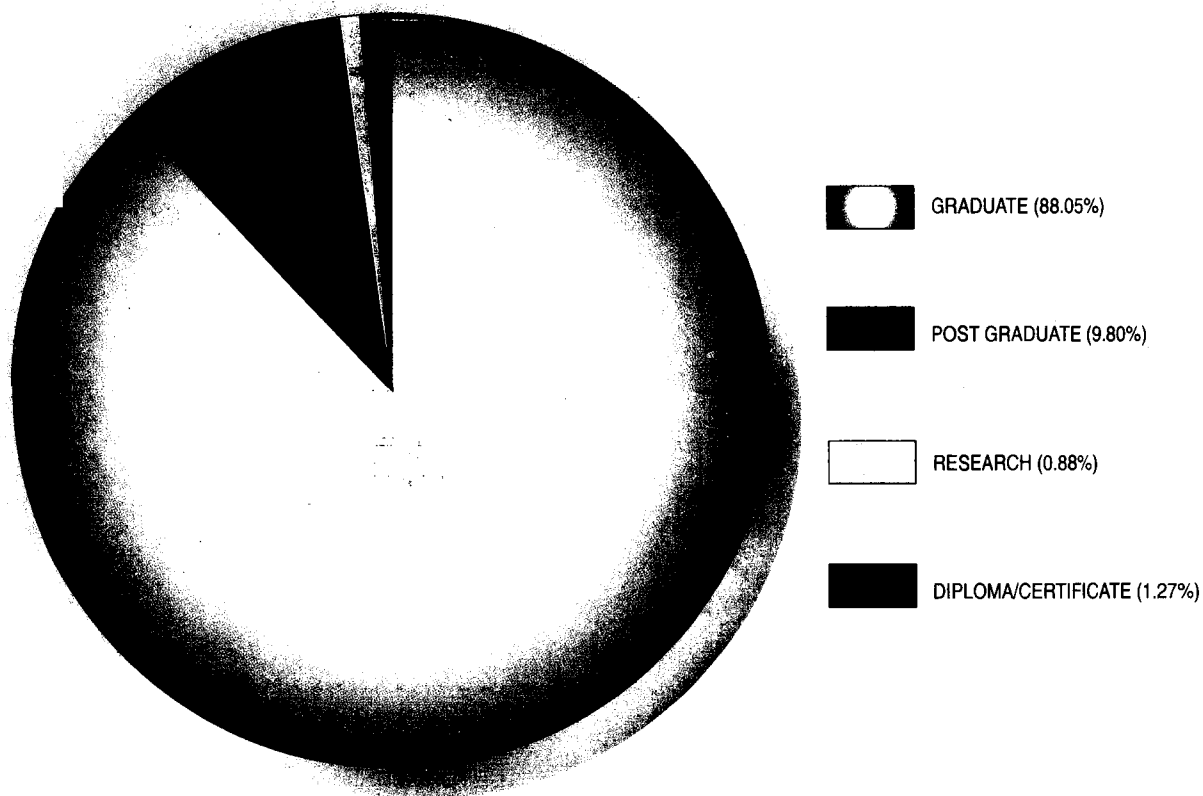


Fig. 3. Stagewise Enrolment
University Teaching Departments/University Colleges &
Affiliated Colleges : 1999-2000 (Provisional)

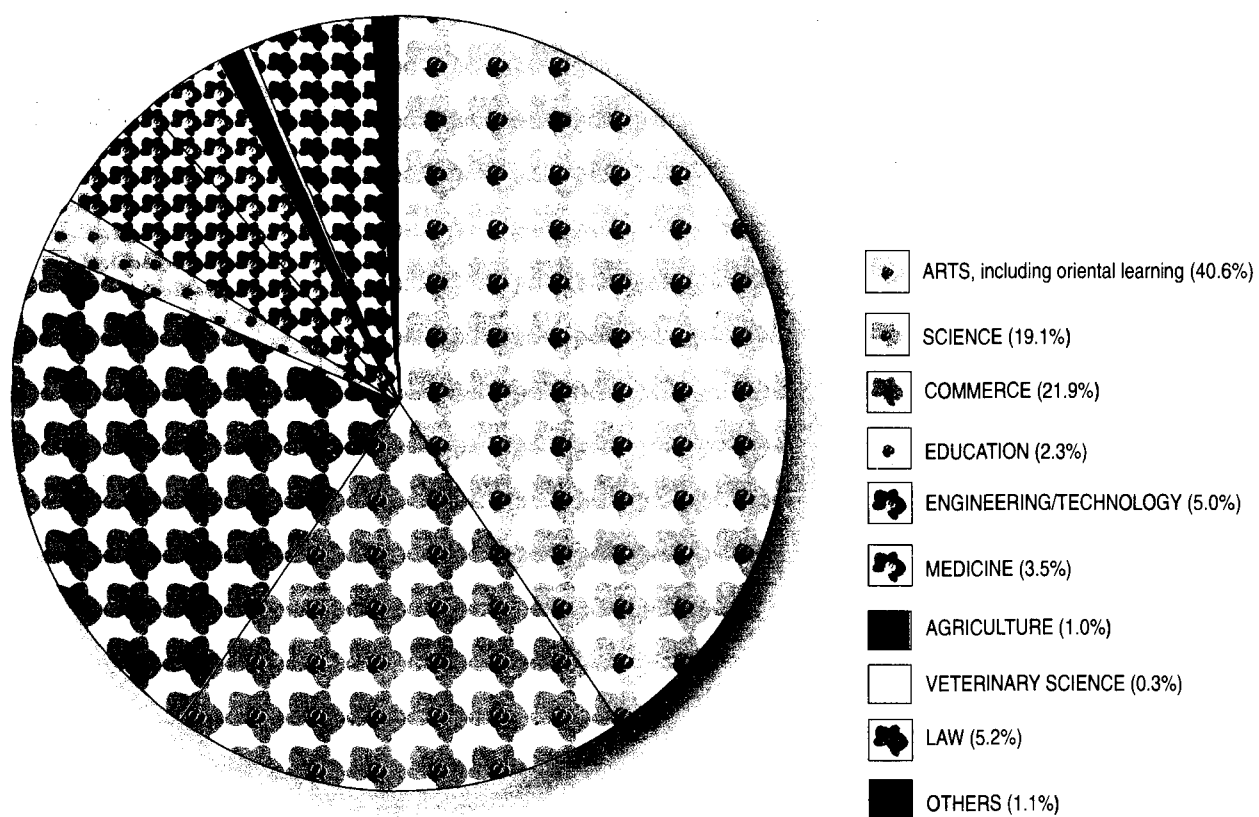


Fig. 4. Student Enrolment – Facultywise : 1999-2000 (Provisional)

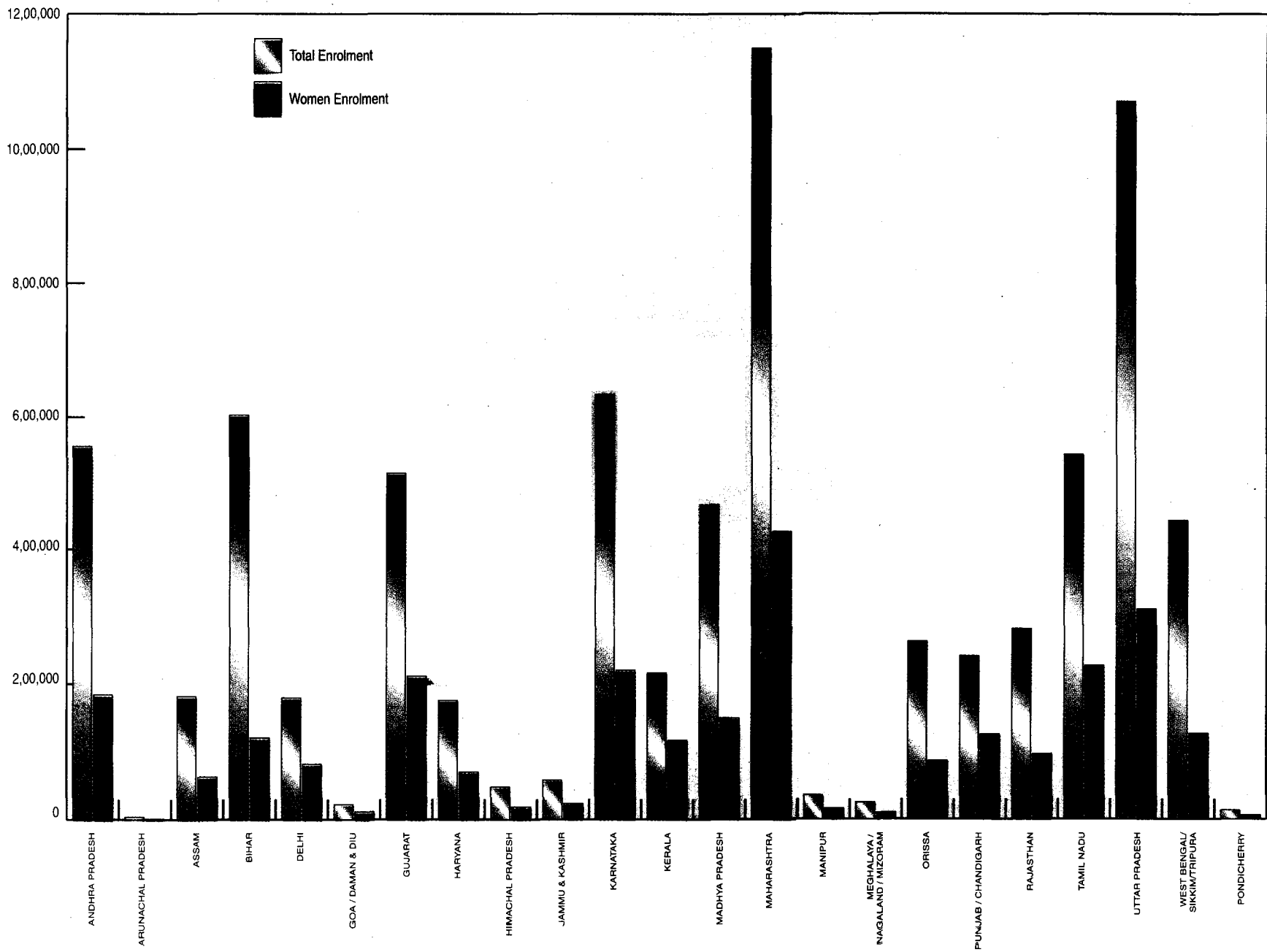


Fig. 5. Women Enrolment to Total Enrolment – Statewise : 1999-2000 (Provisional)

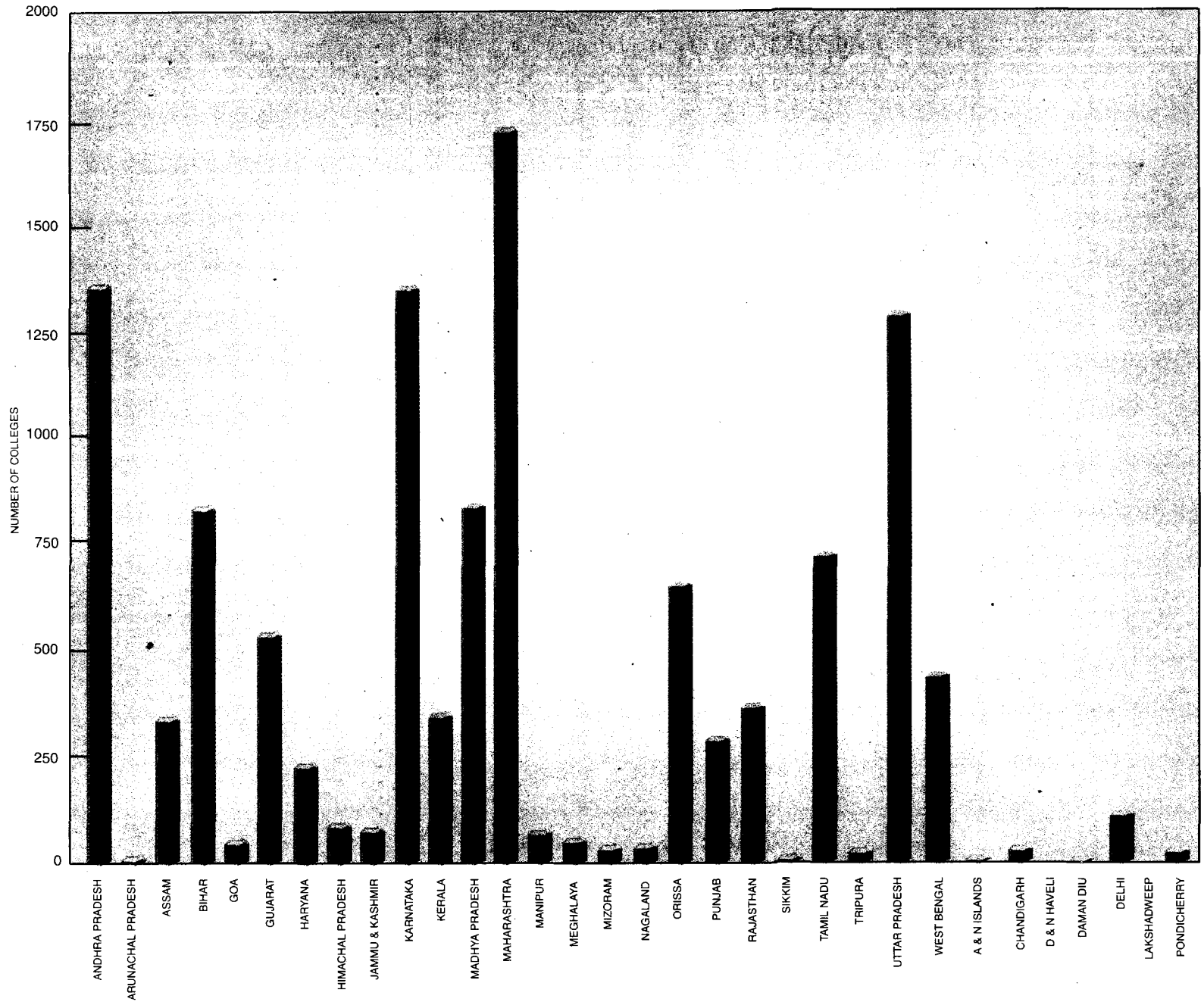


Fig. 6. Number of Colleges – Statewise : 1999-2000 (Provisional)

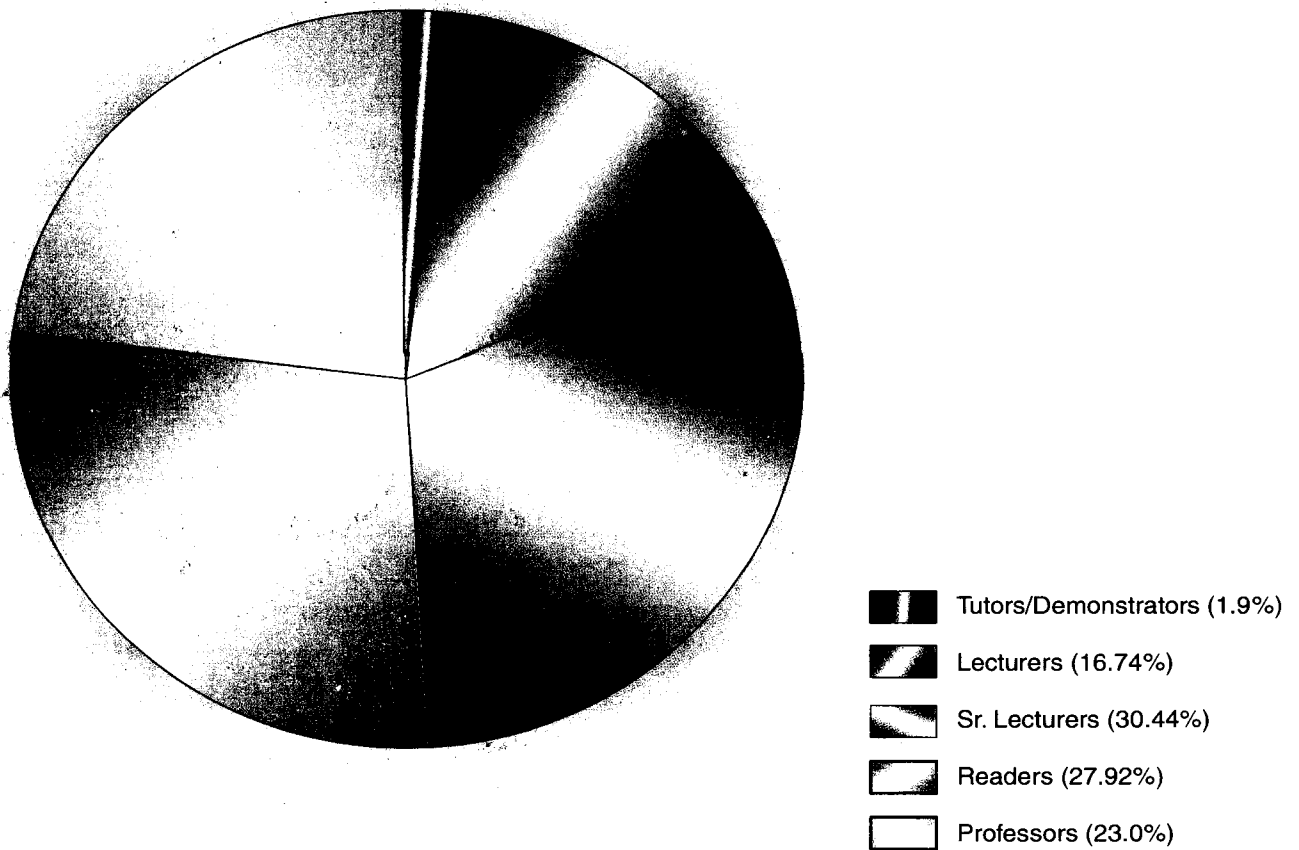


Fig. 7. Distribution of Teaching Staff by Designation in University Departments and University Colleges : 1999-2000 (Provisional)

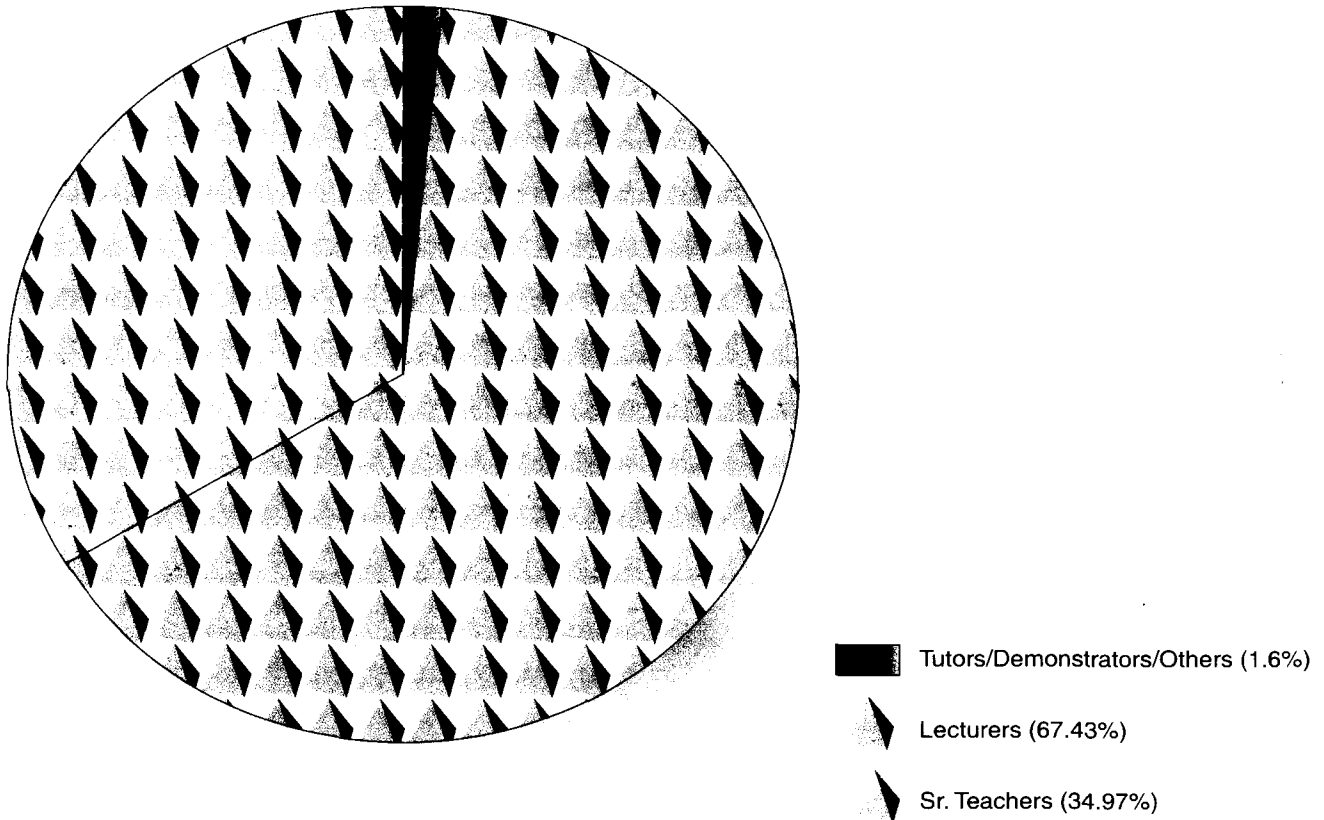


Fig. 8. Distribution of Teaching Staff by Designation in Affiliated Colleges : 1999-2000 (Provisional)

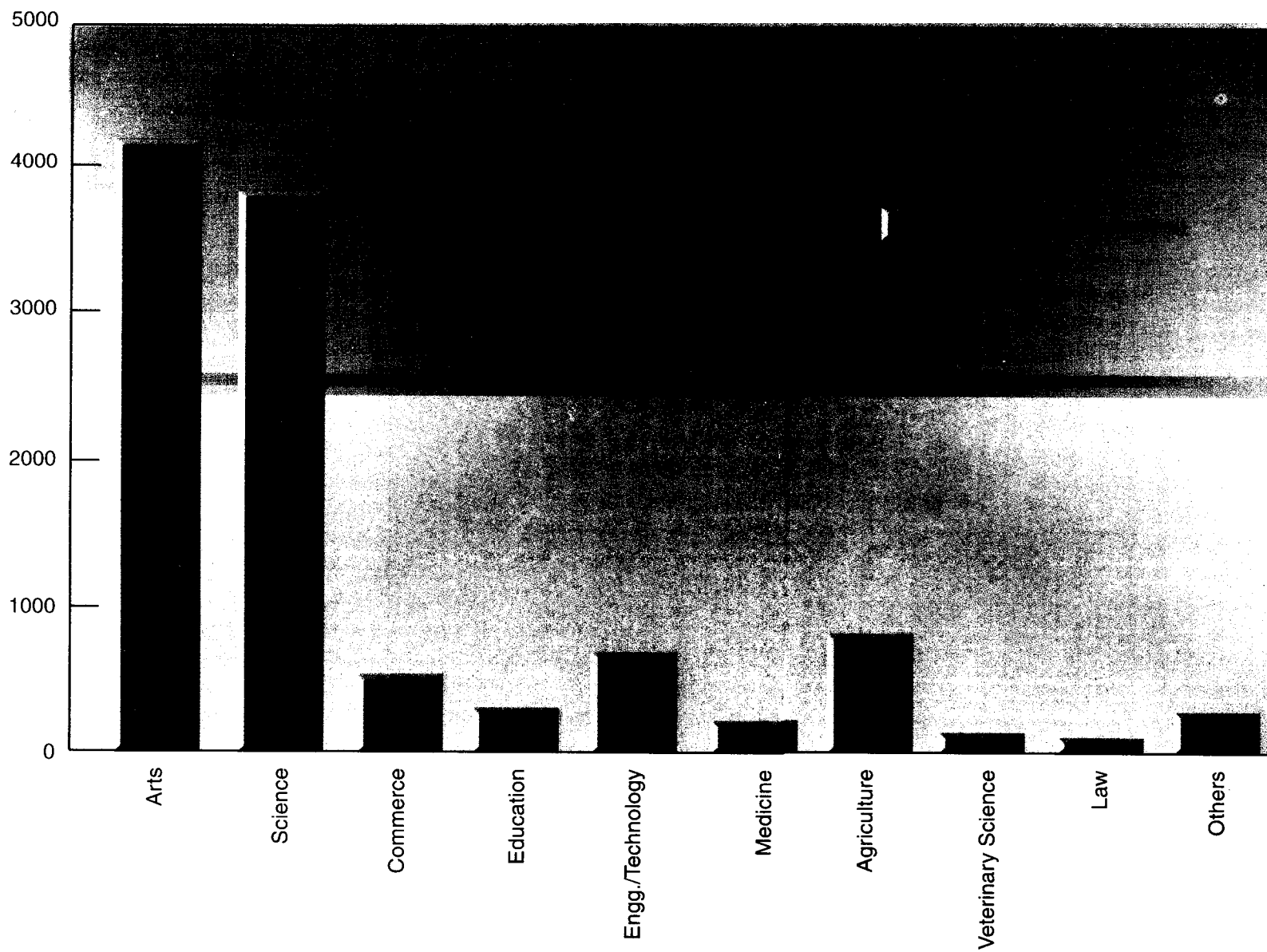


Fig. 9. Number of Doctorate Degrees Awarded : Facultywise - 1998-99



3

MAINTENANCE (NON-PLAN) AND DEVELOPMENT (PLAN) GRANTS TO UNIVERSITIES

3.1 Universities Assisted by the UGC

To achieve the goals and objectives of the Ninth Plan, the UGC has been providing financial assistance to all eligible Central and Deemed Universities, both under Plan and Non-Plan schemes/programmes, while assistance to State Universities is available only under Plan schemes.

The UGC is providing non-plan (maintenance) grants to universities to meet the recurring expenditure on salaries of non-teaching and teaching staff and for maintenance of laboratories, libraries, buildings, as also for obligatory payments such as taxes, telephone bills, postage, electricity etc. Non-plan support is also provided for other specific purposes for these institutions.

The objective of providing development (plan) grants is to improve the infrastructure and basic facilities in the universities so as to achieve at least the threshold level and to develop excellence in those who are already ahead.

General development assistance to individual universities is available during the Ninth Plan on the basis of the outlays determined and communicated to the Universities. Two-third of the outlay has been released based on the procedure indicated in the Ninth Plan guidelines. However, one-third of the outlay will be finally decided on the basis of the performance of the individual University, which would be evaluated on the basis of the performance appraisal proforma filled in by the Universities. The outlays, determined and communicated to the University, will be in operation for the period 01.04.1997 to 31.03.2002.

Development assistance may be utilized for the consolidation of existing infrastructure and for modernizing teaching, research and administration as also for extension and field outreach activities to meet the changing needs of the Universities to respond appropriately to the demands of the society.

The assistance is provided for the following:

Staff:— Both teaching and technical staff (This is only for appointments above the pay scale of Rs. 2200-4000-unrevised).

Equipment:— For laboratories, special office equipment (excluding furniture, fixtures and typewriters) and modern teaching aids, and for the repair of major equipment.

Books and Journals

Buildings:— Construction of new buildings and major repairs/renovation of old buildings. The buildings may be academic buildings, administrative block, staff quarters, hostels, guest-house, etc.

Campus Development:— for construction of roads, electricity, water and sewerage lines, plantation and development of land etc.

Health Centre:— This should be in the nature of dispensary. It should have basic facilities but specialist facility should not be attempted in the centre.

Student Amenities:— such facilities may include canteen, recreation room, counselling centres for students, etc.

Besides, the following additional grants are being provided to State Universities over and above the Ninth Plan Development Assistance.



- **Jubilee Grants:-** (for completing 25, 50, 75, 100 and 150 years).
- Establishment of College Development Councils.
- Special one time grant for upgrading existing Laboratories and Libraries of Universities established between 1961-1965.
- Special one-time grant to Universities having Sanskrit Department for celebration of Sanskrit year 1999-2000.
- Financial assistance to teachers who are visually handicapped (blind)
- Special One time Grant as 'Cyclone Relief' to some Universities/colleges to meet the Rehabilitation and other damage repair programme in the State of Orissa.
- Developmental assistance to P.G. Centres of State Universities during the Ninth Plan Period.

a) Central Universities

Out of 16 Central Universities, 15 Universities are allocated development grants while 12 of which are allocated maintenance grants in addition to development grants. The Ministry of Human Resource Development is directly funding the Indira Gandhi National Open University. The two Universities (out of 15) which received only development grants are Mahatma Gandhi Antarrashtriya Hindi Vishwavidyalaya and Maulana Azad National Urdu University, as they were established during the Ninth Plan period.

Non-Plan Grants

During the year 1999-2000, non-plan grants amounting to Rs. 605.91 crores were released to meet the maintenance expenditure of 12 Central Universities as shown in Table 3.1.

Table 3.1: Non-Plan Grants to Central Universities: 1999-2000

(Rs. In Crores)

S.No.	Name of the University	Non-Plan Grants
1.	Aligarh Muslim University	152.65
2.	Banaras Hindu University	150.64
3.	Delhi University	103.74
4.	Hyderabad University	26.05
5.	Jamia Millia University	32.94
6.	Jawaharlal Nehru University	43.80
7.	North Eastern Hill University	28.64
8.	Pondicherry University	12.80
9.	Visva Bharati	36.98
10.	Assam University	4.96
11.	Tezpur University	2.88
12.	Nagaland University	9.83
	Total	605.91

Plan Grants

During the year 1999-2000, an amount of Rs. 35.77 crores was released to the North-East Universities under Non-lapsable funds as detailed in Table 3.2.

Table 3.2: Plan Grants to North-East Universities: 1999-2000

(Rs. in Crores)

S.No.	Name of the University	Amount
1.	North Eastern Hill University	7.74
2.	Assam University	13.00
3.	Tezpur University	10.00
4.	Nagaland University	4.03
5.	Jawaharlal Nehru University for Hostel for North Eastern Region Students	1.00
	Total	35.77



Also plan grants amounting to Rs. 106.64 crores were released to the following 15 Central Universities, as shown in Table 3.3, during 1999-2000 including non-lapsable fund to North-East Universities.

Table 3.3: Plan Grants to Central Universities: 1999-2000

(Rs. In Crores)

S.No.	Name of the University	Plan Assistance
1.	Aligarh Muslim University	4.82
2.	Banaras Hindu University	11.78
3.	Delhi University	7.64
4.	Hyderabad University	4.12
5.	Jamia Millia University	3.87
6.	Jawaharlal Nehru University	6.90
7.	North Eastern Hill University	12.31
8.	Pondicherry University	4.31
9.	Visva Bharati	3.48
10.	Assam University	16.71
11.	Tezpur University	14.17
12.	Nagaland University	7.73
13.	Dr. Baba Sahib Bhimrao Ambedkar University	3.70
14.	Mahatma Gandhi Antarrashtriya Hindi Vishwavidyalaya	0.50
15.	Maulana Azad National Urdu University	4.00
	Total	106.64

b) State Universities

There are 167 State Universities set up under laws enacted by the legislatures of various states. According to Section 12(B) of the UGC Act, new state universities established after 17th June, 1972, shall not be eligible to receive any grant from the Central Government, UGC, or any other organization receiving funds from the Central Government, unless the Commission satisfies itself, as per prescribed norms and procedures, that such a University is fit to receive grants.

At present, 116 state universities, excluding agricultural/medical universities, are eligible to receive grants from the UGC. Development grants, including grants for specific schemes, are provided to eligible universities in order to facilitate the procurement and augmentation of such infrastructural facilities as are not normally available to them from the state government or other bodies supporting them.

During the year 1999-2000, 116 eligible state universities were provided development grants amounting to Rs. 143.51 Crores.

A statement indicating the state-wise grant released during the year 1999-2000 is given in Table 3.4.

Special one Time Grant for Upgrading Existing Laboratories and Libraries of Universities Established Between 1961-1965

During the year 1999-2000, an amount of Rs. 425.00 lakhs was provided to the seventeen (17) Universities under the Special Scheme for Up-gradation of Laboratories and Libraries of the Universities established between 1961-1965 as shown in Table 3.5.

Jubilee Grants

There is a provision of providing Jubilee Grants under the Ninth Plan guidelines for development assistance to State Universities which are completing anniversaries of 25,50,75,100 and 150 years.

**Table 3.4: Plan grants paid to State Universities :1999-2000 (excluding medical/agricultural universities)**
(Rs. in Crores)

S.No.	State	No. of Universities	Plan Grants Paid to State Univ.
1.	Andhra Pradesh	11	13.40
2.	Arunachal Pradesh	01	0.84
3.	Assam	02	3.04
4.	Bihar	07	5.18
5.	Himachal Pradesh	01	1.42
6.	Jammu & Kashmir	02	2.26
7.	Goa	01	1.24
8.	Gujarat	08	9.00
9.	Haryana	04	2.84
10.	Karnataka	08	11.84
11.	Kerala	04	4.85
12.	Madhya Pradesh	11	13.87
13.	Maharashtra	10	13.38
14.	Manipur	01	1.28
15.	Orissa	04	7.67
16.	Punjab	04	6.49
17.	Rajasthan	04	5.97
18.	Tamil Nadu	11	11.85
19.	Tripura	01	0.69
20.	Uttar Pradesh	14	15.12
	West Bengal	07	11.28
	Total	116	143.51

Table 3.5: Special one time grant paid to the universities during 1999-2000
(Rs. in lakhs)

S.No.	Name of the University	Amount Paid
1.	Dibrugarh University	25.00
2.	K.S.D. Sanskrit University	25.00
3.	Magadh University	25.00
4.	South Gujarat University	25.00
5.	Bangalore University	25.00
6.	Devi Ahilya University	25.00
7.	Jiwaji University	25.00
8.	Pt. Ravi Shankar Shukla University	25.00
9.	Shivaji University	25.00
10.	Punjabi University	25.00
11.	J.N. Vyas University	25.00
12.	M.L. Sukhadia University	25.00
13.	Madurai Kamraj University	25.00
14.	Ch. Charan Singh University, Meerut	25.00
15.	Chatrapati Shahu Ji Maharaj University, Kanpur	25.00
16.	North Bengal University	25.00
17.	Rabindra Bharati University	25.00
	Total	425.00



This grant is an additional grant over and above the developmental grant allocation made to a University during the Ninth Plan. The assistance will be available for undertaking any activity requiring *Capital expenditure* such as renovation of their old buildings and construction of new buildings.

Quantum of Assistance

(Rs. in lakhs)

S.No.	Nature of Celebration	Quantum of Assistance
1.	150 years	100.00
2.	Centenary Year (100 years)	75.00
3.	Platinum Jubilee (75 years)	50.00
4.	Golden Jubilee (50 years)	25.00
5.	Silver Jubilee (25 years)	10.00

The Universities supported and grants paid during 1999-2000 under the scheme, are given in Table 3.6.

Table 3.6: Jubilee Grants to State Universities : 1999-2000

(Rs. in lakhs)

S.No.	Name of the University	Total Grant allocated	Grant paid	Percentage of allocation
1.	Gauhati University (Golden Jubilee)	25.00	10.00	40
2.	Kumaun University (Silver Jubilee)	10.00	5.00	50
3.	Roorkee University (Golden Jubilee)	25.00	12.50	50
4.	Nagpur University (Platinum Jubilee)	50.00	15.00	30
5.	M.S. University of Baroda (Golden Jubilee)	20.00	-	-
Total		130.00	42.50	33

Special One-Time Grant as 'Cyclone Relief' to Some Universities/Colleges to Meet the Rehabilitation and other Damage Repair Programme in the State of Orissa

The Commission at its meeting held on 27th January, 2000 considered the request of the Utkal University, Bhubaneswar to provide assistance to the university which was hit by the super cyclone during October, 1999 as cyclone relief and other damage repair programme and agreed, in principle, to provide assistance to the Utkal University and similarly situated other universities and colleges and even to certain schools. While the present status of the Commission does not permit to provide special grant as cyclone relief measure, the Commission felt that as an Apex Body of the Higher Education System in the country, it should come forward to provide some assistance in the form of financial relief to the Universities and some Colleges and schools whose infrastructural facilities have been damaged due to cyclone with a view to supplementing the efforts of these institutions to rebuild themselves to serve the cause of education in the country.

In the subsequent meeting of the Commission held on 28.3.2000, it was decided to provide a total grant of Rs. 458.00 lakhs as Special one-time assistance to three Universities and eighteen Colleges. A statement indicating the universities and colleges and amount released is shown in Table 3.7.

Establishment of College Development Councils

The scheme of Establishment of College Development Council is under active review during the Ninth Plan period, hence no fresh University was provided assistance during the year 1999-2000.

During the year 1999-2000, an amount of Rs. 1.79 lakhs was released to the following two eligible Universities under the scheme, being the settlement of their accounts for the Eighth Plan period.

S.No.	University	Grants paid (Rs. in lakhs)
1.	Karnataka University	0.43
2.	Bhartiar University	1.36
Total		1.79



Table 3.7: One Time Grant as 'Cyclone Relief' to Universities/Colleges located in Orissa State: 1999-2000
(Rs. in lakhs)

S.No.	University/College	Grants paid
UNIVERSITY		
1.	Utkal University	150.00
2.	Berahampur University	100.00
3.	Sri Jagannath Sanskrit University	50.00
COLLEGE		
1.	Ravanahaw College, Cutack	40.00
2.	Steward Science College, Salipur	10.00
3.	Salipur College, Salipur	10.00
4.	S.V.M. College, Jagatsinghpur	10.00
5.	Sri Sri Jagannath Mahavidyalaya, Krushnachandrapur (EPSAMA) P.P. Nimol, Dist. Jagatsinghpur	10.00
6.	Kujang College, Kajang	10.00
6.	Swami Anupandana National College of Education and Technology, Jagatsinghpur	10.00
8.	Sata Mahavidyalaya, Rahama	10.00
9.	H.C. College, Japur	5.00
10.	Sachu Goswami College, Kanikapada	3.00
11.	Nimzara College, Nimzara	5.00
12.	Mangla Mahavidyalaya, Kakatpur	5.00
13.	Sri Jagannath Sanskrit Mahavidyalaya, Puri	5.00
14.	Balupur College, Balupur	5.00
15.	Brahmanand Mahavidyalaya, Balupur	5.00
16.	Mangalika Mahavidyalaya, Khandagiri	5.00
17.	S.V.M. College, Jagatsinghpur	5.00
18.	Pradyumn College, Pratapnagar	5.00
Total		458.00

Development Grants to Post-Graduate Centres of State Universities

The Commission based on the recommendation of a committee constituted for the purpose which met on 13-14th December, 1999 decided the final allocation to eleven Post-Graduate Centres during the Ninth Plan period.

A statement showing the allocation and the amount released during the 1999-2000, is as shown in Table 3.8.

Table 3.8: Development Grants to Post-Graduate Centres of State Universities : 1999-2000
(Rs. in lakhs)

Sl.No.	Name of the University (Post-Graduate Centre)	Approved Allocation for the period 1999-2002	Grants paid	Admissible expenditure of Eighth Plan released during the year 1999-2000
1.	Andhra University (Srikakulam)	22.50	13.50	-
2.	Andhra University (Kakinada)	15.00	9.00	-
3.	Nagarjuna University (Nuzvid)	22.50	13.50	-
4.	Sri Venkateswara University (Cuddapah)	45.00	27.00	-
5.	Sri Venkateswara University (Kavali)	45.00	27.00	-
6.	Sri Krishna Devaraya University (Kumool)	40.00	24.00	-
7.	Gulbarga University (Sandur)	25.00	15.00	-
8.	Mangalore University (Medikeri)	20.00	12.00	-
9.	Madras University (Vellore)	11.00	6.60	14.98
10.	Shivaji University (Sholapur)	37.50	22.50	4.48
11.	Kurukshetra University (Sirsa)	37.50	22.50	-
Total		321.00	192.60	19.46

The total amount released during the year 1999-2000 was Rs. 212.06 lakhs.



Special One-Time Grant to University Having Sanskrit Department for Celebrating the Sanskrit Year 1999-2000

As a part of the Government of India directive regarding celebrating 1999-2000 as a year of Sanskrit, the Commission invited proposals for celebrating the same from all Universities having Sanskrit Department. Based on the recommendation of a one man committee appointed for the purpose, 57 Universities (including Central, Deemed and State Universities) were selected for providing one-time grant for celebrating Sanskrit year 1999-2000.

An amount of Rs. 22.35 lakhs was paid to 47 State Universities and Rs. 7.65 lakhs to other than State Universities, during the period under report.

c) Deemed to be Universities

Section 3 of the UGC Act provides that an institution of higher education, other than a university, which is doing work of very high standard in a specific area can be declared as an institution deemed to be a university. Such institutions will enjoy the academic status and privileges of a university and be able to strengthen activities in the field of their specialization, rather than becoming a multi-faculty university of the general type.

During the year 1999-2000, deemed university status was conferred on TERI School of Advanced Studies, New Delhi and Institute of Armament Technology, Pune.

In the reporting year, non-plan grants amounting to Rs. 52.43 crores were paid to meet the maintenance expenditure of thirty two deemed to be universities/research institutions and plan grants of Rs. 17.75 crores to twenty nine deemed to be universities. The details of grants paid to universities are indicated in the Tables 3.9 & 3.10.

Table 3.9: Non-Plan Grants to Institutions Deemed to be Universities: 1999-2000

(Rs. in Crores)

S.No.	Name of the Institute/University	Non-Plan Grants
1.	Avinashilingam Institute for Home Science and Higher Edu. for Women, Chennai	5.50
2.	B.A.R.C. Mumbai	0.02
3.	Banasthali Vidyapeeth, Banasthali	0.02
4.	Bengal Engg. College, Hawrah	0.08
5.	Birla Inst. of Tech. and Science, Pilani	0.09
6.	Birla Inst. of Technology, Ranchi	0.81
7.	Cancer Research Institute, Mumbai	0.01
8.	Central Inst. of English and Foreign Languages, Hyderabad	10.19
9.	Dayabagh Educational Institute, Agra	2.53
10.	Deccan Research Institute, Dehradun	0.01
11.	Forest Research Institute, Dehradun	0.02
12.	Gandhigram Rural Institute, Gandhigram	6.43
13.	Gujarat Vidyapith, Ahmedabad	5.43
14.	Gunukul Kangri Vishwavidyalaya, Haridwar	4.32
15.	Indian Institute of Public Administration, New Delhi	0.02
16.	Indian Institute of Technology, Delhi	0.01
17.	Indian Agricultural Research Instt., New Delhi	0.04
18.	Indian School of Mines, Dhanbad	0.15
19.	Indian School of Science, Bangalore	0.27
20.	International Instt. for Population Studies, Mumbai	0.05
21.	Jamia Hamdard, New Delhi	3.67
22.	L.N. Instt. of Physical Education, Gwalior	0.07
23.	National Instt. of Mental Health and Neuro Science, Bangalore	0.09
24.	National Museum Instt. of the History Conservation Museology, Delhi	0.10
25.	PN for Advanced Indology,	0.01
26.	Rajasthan Vidyapeetha,	0.01
27.	Rashtriya Sanskrit Vidyapith, Tirupati	2.32
28.	Sh. Chandrasekharendra Saraswati Vishwa Mahavidyalaya, Kanchipuram	0.07
29.	Sh. Lal Bahadur Shastri Rashtriya Vidyapith, New Delhi	3.29
30.	Sri Ramchandra Medical College & Research Instt., Madras	0.01
31.	Thapar Instt. of Engg. and Tech., Patiala	0.44
32.	Tata Institute of Social Sciences, Mumbai	6.53
	Total	52.43



Table 3.10: Plan Grants to Institutions Deemed to be Universities: 1999-2000

(Rs. in Crores)

S.No.	Name of the Institute/University	Plan Grants
1.	Avinashilingam Instt. of Home Sc.& Higher Education for Women	0.80
2.	Banasthali Vidyapeeth, Banasthali	0.97
3.	Bengal Engineering College, Howrah	0.10
4.	Bharati Vidyapeeth, Pune	0.06
5.	Birla Instt. of Tech. and Science, Pilani	0.14
6.	Birla Instt. of Technology, Ranchi	0.15
7.	Central Institute of English and Foreign Languages, Hyderabad	1.09
8.	Central Institute of Higher Tibetan Studies, Sarnath	0.12
9.	Dayalbagh Educational Institute, Agra	1.07
10.	Deccan College PG & Research Institute, Pune	0.22
11.	Gandhigram Rural Institute, Gandhigram	1.10
12.	Gokhale Institute of Politics and Economics, Pune	0.55
13.	Gujarat Vidyapith, Ahmedabad	1.02
14.	Gurukul Kangri Vishwavidyalaya, Haridwar	0.50
15.	Indian School of Mines, Dhanbad	0.03
16.	Indian School of Science, Bangalore	3.89
17.	International Instt. for Population Studies, Bombay	0.03
18.	Jain Vishva Bharti Institute, Ladnun	0.27
19.	Jamia Hamdard, New Delhi	0.50
20.	L.N. Instt. of Physical Education, Gwalior	0.35
21.	National Museum Instt. of History & Arts Conservation, New Delhi	0.03
22.	Rajasthan Vidyapith, Udaipur	0.44
23.	Rashtriya Sanskrit Vidyapith, Tirupati	0.54
24.	Sh. Lal Bahadur Shastri Rashtriya Vidyapith, New Delhi	0.64
25.	Sh. C.S. Nyayashastra Mahavidyalaya, Kanchipuram	0.15
26.	Sri Satya Sai Institute of Higher Learning, Anantpur	0.65
27.	Thapar Instt. of Engg. & Tech., Patiala	0.43
28.	Tata Institute of Social Science, Mumbai	1.68
29.	Tilak Maharashtra Vidyapith, Pune	0.23
	Total	17.75

3.2 Major Achievements of Deemed to be Universities: 1999-2000

Avinashilingam Institute for Home Science and Higher Education for Women, Coimbatore

New Courses Introduced

In the reporting year, the University started two-year full time P.G. Degree Course in Master of Finance and Control, B.E. Arch. and B.E. Environmental Engineering. Three-year B.L. (Bachelor of Law) and two-year B.G.L. (Bachelor in General Law) will be introduced during 2000-2001.

Most of the courses already introduced and being introduced are inter-disciplinary in nature.

Participation by Faculty Members in Academic Conferences, Seminar and Workshops etc.

One hundred six faculty members participated in 148 State/National/International level Conferences, Seminars, Workshops, etc.

Research Papers/Articles Published in Reputed Journals

One hundred fifty four research papers/articles written by 104 faculty members of 15 Departments of the Institute, were published in various National/International journals.

Measure for Improving Standards

Regular tests/assignments/seminars were given to the students at all levels.



Competitions and various programmes are being conducted on different fields and students are encouraged and motivated to participate in various competitions conducted within the university and on Inter-University basis.

Conduct of "SAURAB" is a regular feature of our university which gives opportunity for the students to improve their talents and social interaction.

The art and cultural association of the students union celebrates elaborately the art festival "Kalai Vizha" every year. The programmes are organized in a phased manner with the major objectives of achieving educational, social and spiritual values.

A guidance and counseling system is existing to help all the students. 25-40 students are attached to one or two teachers and the students are met formally every alternate week for one hour and informally several times as need arises.

Interaction with the Society and Neighbourhood

The Institute helps to build up intimate contact with the society and neighbourhood through the Community Social Services/NSS/NCC activities by organizing orientation day at the beginning of every year and old students Alumni on Founder's Day. It also develops contact through press meet, interacts with the community by the faculty members through radio talks, video programmes, posters, pamphlets, exhibitions and group discussions.

Measure of Examination Reforms

- Introduction of total Internal Assessment, Semester System, Grade Credit System and Question Bank are the special measures introduced in examination reforms.
- The University has been fully semesterised by dividing the academic year into two semesters, each semester having a minimum duration of 100 working days. Regular attendance is an important feature of the semester pattern.
- Cent percent Internal Assessment has been introduced successfully for all courses in order to have regularity of attendance, completion of the work allotted within a stipulated time frame, obtaining high percentage of marks, evaluation of the performance of teachers.
- The University has been implementing credit based curriculum and grade system from 1995-96, for all courses.

Community Service and Extension Programmes

The Institute organized several field-oriented programmes as demanded by the Centre, State and NGO's to meet social needs.

Offering Consultancy Services to the NGO's and Training Institutions

Since the University is working in close collaboration with the Avinashilingam Education Trust, the University teams also meet the demands of the trust. All the voluntary agencies in Coimbatore district get consultancy services in solar devices, voter awareness, soya applications nutrition and health, AIDS awareness and women's programmes.

The University staff serve as motivators for the Council for Advancement of People's Action and Rural Technology (CAPART).

Collaboration with all the development and revenue departments have opened up lot of avenues like District in-service in the Executive Committees of the departments like District Rural Development agency, Kovai Arivoli Iyakkam, District Employment generations and Counseling and Social Welfare Advisory Committee. It provides opportunities to impart proper courses for the students and to channelise students to choose appropriate careers in the field.



Organizing Self-Help Groups

The Post-Graduate students are working with 43 Women's Self-Help Groups, preparing for Socio-Economic improvement, providing capacity building and skill development groups. Women clubs are working hand in hand with 'Mahalir Thittam' of Tamil Nadu Women's Development Corporation, Chennai to bring long lasting empowerment and development to Rural and Urban Communities.

Adult and Continuing Education Scheme

Adult and Continuing Education Programmes had been an integral part of all our extension programmes. In the Self-Help Groups, efforts were on in educating the illiterates, organizing the reading rooms, continuing education programmes by printing 10 pamphlets (themes) on functional messages and printing three books. All the messages centered around the overall development of women.

Rural Thrust in Outreach

The rural areas of Karamadai and Perianaickenpalayam Panchayat Unions are covered with components of health, nutrition, child care, resource management, vocational skill training, leadership training, voter awareness, legal literacy, demonstration of solar cooking and vermi composting and income generation.

In total, 50 villages in Karamadai and 10 villages in Perianaickenpalayam were enlightened on various issues. 500 women are now brought under Self-Help Groups and about 250 women have been economically assisted with the help of bank loans with the financial commitment of Rs. 2 lakhs.

Urban Thrust in Outreach

AIDS awareness, leadership training, solar cooking, vocational training, legal literacy and formation of Self-Help Group activities dominated in Urban outreach.

About 15,000 women under Self-Help Group are being trained in leadership, distributed in 40 slums of Coimbatore Corporation and 52 women assisted with Rs. 2.5 lakhs from nationalized banks developing 52 entrepreneurs and 6,000 respondents both men and women reached through AIDS awareness and 120 women were trained in legal awareness, 500 women assisted in health counseling screening and about 720 women trained in different vocations with the help of Avinashilingam Shramik Vidyapeeth, Ambedkar Training Centre and Avinashilingam Trainer's Training Centre, Coimbatore.

Achievements

Faculty of Home Science

- **Family Resource Management**

Ministry of Non-Conventional Energy Sources, Government of India has sanctioned Popularization of Solar Cookers in Tamil Nadu from 21.03.1997 to July, 2000.

Faculty Exchange Programme with Illinois University.

- **Food Service Management & Dietetics**

The UGC has sanctioned Development of Database on nutritive value of common Indian recipes and formulation of diet kits in the management of disease for use in hospital dietary department and home situation from 23.12.1995 to December, 1999.

- **Family & Community Science**

Use of Computer in Textile Development

Mushroom Production

- **Food Science and Nutrition**

Organization and Conduct of the National Conference 32nd Annual Meeting of Nutrition Society of India at Avinashilingam University during 25-26th November, 1999.

NSI Best Poster prize was awarded to the poster entitled 'Health index of selected working women of Coimbatore in relation to occupational hazards' presented by Harshala Rajkumar and Premakumari S. at the 32nd Annual meeting of NSI during 25-26th November, 1999 at the University.



- **Human Development**

- Series of parent education classes
- Counseling children and parents
- Consultancy service to NGO's and parents
- Integrated Education in our Nursery School

- **Home Science Extension**

- Organizing women in self-help programmes

- **Faculty of Science**

- Biochemistry**

- Remedial Coaching is being conducted for SC/ST students of Avinashilingam University of all major subjects including Under-Graduate and Post-Graduate programmes. This programme is sponsored by UGC for a period of three years.

- **Chemistry**

- Young Student Scientist Programme (YSSP) was conducted for 100 selected high school students of Erode and Coimbatore districts and coaching was given to them on all subjects including practical work. This programme was sponsored by TNSCST. Six faculty members delivered lectures, and acted as Conveners/Rapporteurs in the 23rd Indian Social Science Congress meeting held in December, 1999.

- **Computer Science**

- The Department of Computer Science got a sanction of Rs. 25 lakhs from UGC towards lab upgradation and Rs. 10 lakhs towards the establishment of 'Virtual Reality Centre for Advanced Simulation and Training' under Thrust area programme of AICTE.

- Implemented the ATM Campus Wide Network – the first women University to do it in India.

- Implemented University Office Automation and paperless office. Provided Internet facility for staff and students.

- **SC/ST Cell**

- The SC/ST Cell of the University has been functioning with the objectives of guiding the candidates to select suitable courses, giving intimation regarding government's new schemes on education, training and employment. The Cell has been fully involved in students admission, teaching and non-teaching appointments.

- **Remedial Coaching for SC/ST Students**

- Remedial coaching classes for SC/ST students were started on September 27, 1999. One hundred students of the first year Under-graduate programme were divided into five batches with 20 students in each batch. Coaching classes were conducted for them in English daily between 4.30 and 5.30 p.m., which were handled by Resource persons from English department and research scholars in English. Tests were conducted after every 10 hours coaching. Their performances in the Internal Assessment tests and Comprehensive Examinations were recorded.

- In the next semester, along with English coaching, the second and third Under-graduate SC/ST students were given coaching in their major and ancillary subjects—Biochemistry, Chemistry, Commerce and Computer Science. The number of batches were English—2, Commerce—3, Computer Science—2, Biochemistry and Chemistry—1 with a range of 15-20 students in each batch.

- A Copier machine and a Computer were procured for this programme to help the students to prepare study materials and to get copies of these materials and to prepare question papers for the tests.

- These students were enlightened frequently about the various jobs opportunities, scholarships, training programme and other avenues available them. Employment News, Bank and Government Examination details were displayed on the notice board for their benefit.



- **Programmes for Women**

- **Popularisation of Wheat/Soya Products**

- Continuous efforts are underway to educate rural and urban women in Coimbatore and neighbouring Districts to popularise wheat and soya products with an aim to reduce malnutrition.

- **Consultancy to ICDS**

- One hundred Anganwadis are adopted by the NSS units of the University to cover the children and their mothers. The University functions as a training centre for grassroot level functionaries in several nutrition programmes.

- **Training on Smokeless Chulhas/solar Energy Use**

- The Family Resource Management department has undertaken training/demonstration of the use of smokeless chulhas and solar energy devices by the rural and urban women.

- **Population Education**

- Awareness programme on population education, reproductive health and reproductive rights are being conducted to benefit rural and urban women.

Banasthali Vidyapith, Banasthali

- **About Vidyapith**

- From its humble beginning, the Vidyapith has grown into a multi-faculty, multi-stage organization with an unstinted emphasis on its aim on all-round development of girls. It is manned by over 921 academic, administrative and other supporting staff and caters to over 2968 girls from pre-primary to doctoral levels.

- **Major Programmes**

- The main thrust of activities at the Vidyapith are visualised to promote the development of a balanced and harmonious personality of the students, including Physical, Practical, Aesthetic, Moral and Intellectual aspects. With this in view, the educational programme of the Vidyapith is termed as "Panchmukhi Shiksha".

- **New Courses Introduced**

- During the year under report, Certificate Course in Music (Vocal/Instrumental) and post M.A. Diploma in Drawing and Painting were introduced.

- **Participation by Faculty Members in Academic Conferences, Seminars and Workshops etc.**

- 14 teachers participated in various Seminars/Conferences/Workshops etc. organized by various Universities/Institutes in India and abroad.

- **Papers/Articles Published by Teachers in Learned Journals and Monographs/Books Published**

- Twenty articles/Papers by 13 teachers of the Vidyapith were published in various reputed Journals.

- **Restructuring of Courses**

- Courses were restructured keeping in view the following three broad objectives:-

- To train students for a modern liberal education having roots in Indian heritage so as to make them good individuals;
 - To train them to become useful productive members of the society; and
 - To provide strong grounding for advanced academic work.

- **Special Features of the Vidyapith's Educational Programme**

- Curriculum revision was done at all levels.
 - A component of vocational nature was introduced at the Undergraduate level.
 - Diversification of areas of study was done to include more areas at the post-graduate level such as Computer applications, clothing and textiles, Bio-Science, Electronics and Applied Mathematics.



- Inter-disciplinary perspective in the study of different branches of knowledge especially in Social Sciences was given due consideration.
- Examination reforms were implemented in order to enhance the effectiveness and relevance of examination at each level.
- Attempts to generate study and reference material in Hindi were also made. Some of the text-books of school level and under-graduate level were developed.

● **Measures for Improving Standards**

Continuous assessment is being given more and more weightage and forms of evaluation other than written tests are also being introduced in the system.

● **Measures of Examination Reforms**

- Syllabi for different examinations was divided into units and the weightage was also given to each unit.
- Examiners are free to repeat questions set in the previous examinations.
- Provision of 20% was made for continuous assessment in theory as well as in practicals.

● **Community Service and Extension Programmes**

During 1999-2000, 475 students worked under four units of National Service Scheme. As usual, the N.S.S. students organized camps at Banasthali and nearby villages to create awareness among villagers with regard to education, nutrition, health, etc. Two students of N.S.S. were selected for National Integration Camp.

In the reporting year, 24 and 13 Rangers of Banasthali Sewa Dal passed Praveen and Nipun Level Examinations respectively. 13 Rangers were selected for Rashtrapati Award.

● **Finances**

As per the commitment of providing sixty per cent on the approved expenditure heads of Higher Education Programmes, the Vidyapith received an amount of Rs. 244.63 lakhs from the Rajasthan Government. Also an amount of Rs. 305.75 lakhs was received by the Institute from the University Grants Commission during the reporting year.

● **Facilities Provided for Scheduled Castes/Tribes**

17% seats are reserved for Scheduled Castes and 11% seats are reserved for Scheduled Tribes for admission to various courses.

Bharati Vidyapeeth, Pune

Bharati Vidyapeeth started its functioning on 26th April, 1996 with its constituent units. Unlike other deemed universities, it is a multi-disciplinary Deemed University which is having even one Arts, Science, Commerce, a Law College and a College of Physical Education also as its constituent units.

New Courses Introduced

The following new Degree/Diploma programmes were introduced during 1999-2000.

- Bachelor of Information Technology (BIT)
- Master of Science (Non-Medical Courses) in Anatomy, Physiology, Pharmacology, Bio-chemistry and Micro-biology
- Ayurved Vachaspathi (M.D.-Ayurved) in Ayurved Siddhant & Darshan, Rachana Sharir and Dravyaguna

The syllabi of these courses are designed in a novel way and the efforts are made to give the state-of-art training to the students.

● **Inter-disciplinary Programmes of Teaching and Research**

The following inter-disciplinary courses/subjects were added to the vocational courses viz. Bachelor of Industrial Chemistry and Master's degree in Environmental Science.

- **Participation by Faculty Members in Academic Conferences, Seminars and Workshops, etc.**

Thirty teachers from various faculties participated in 20 Seminars/Conferences/Workshops organized by various Universities/Institutions in India and abroad.

- **Papers/articles Published by Teachers in Reputed Journals and Monographs/books Published**

Seven articles/papers by five teachers of the Vidyapeeth were published in various reputed journals.

- **Restructuring of Courses Introduced**

The University completed the task of restructuring of the following courses:

M.D., M.S., M.Sc. (Non-Medical Courses), B.D.S., BHMS, B.Sc.(Nursing), M.Sc.(Analytical Chemistry), B.C.S.

The new syllabi of various courses have been prepared with the help of members of faculty of the constituent units. More than hundred experts from various universities and academic institutions were also involved in this work. In the revised syllabi there is more emphasis on application aspect of the subjects. Three goals were kept in view while framing the new syllabi.

- To provide upto date knowledge and information to the students of the subjects regarding their studies.
- To enhance their employability.
- If possible prepare them at least in some cases for self-employment.

- **Measures for Improving Standards**

Planned intensive coaching in certain disciplines and subjects like "English Proficiency Classes" were conducted. Vocational Guidance and General Knowledge Test (Inter-Collegiate General Knowledge Test) was conducted.

Several measures are adopted from time to time for improving standards like regular assignments, guidance, counselling and rendering advice and help by faculty.

- **Interaction with the Society and Neighbourhood**

Medical colleges of the Vidyapeeth organized lectures of medical expert from outside for the benefit of practitioners in the city and its surrounding areas and also organized diagnostic and remedial camps for the poor and needy patients. Periodical health check and treatment camps were held in the villages identified as centres.

- **Measures of Examination Reforms**

System of internal assessment, assessment by dissertation, practicals, submission of project reports were introduced in certain disciplines.

- **Community Services and Extension Programmes**

Community Services in the form of medical health camps, village services, blood donation camps, health check-up and treatment camps, legal and clinic, street plays, anti-dowry movement, AIDS awareness were carried out.

- **Any other Innovative Programme**

University has introduced two part time Diploma courses for the students of commerce faculty. These courses are so designed that a student may opt for one of them while working for his B.Com. degree. He can get his diploma either in Marketing Management or Diploma in Banking simultaneously along with his B.Com. degree. The University intends to start such allied diplomas in other branches also in the coming year.

- The Bharati Vidyapith Published its Own Research Journal and Annual Report Regularly



Dayalbagh Educational Institute, Agra

● **New Courses Introduced**

- M.H.Sc. (Master of Home Science)
- M.H.Sc. with specialization in Human Development
- M.Sc. Physics with specialization in Computer Science

● **Participation by Faculty Members and Research Papers Published**

- 197 teachers and 5 students participated in various Seminars/Workshops/Conferences/Summer and Winter Schools/Symposia etc.;
- 104 research papers were published in various National & International research journals; and
- 182 papers were presented at National and International Conferences and Seminars.

● **Restructuring of Courses**

The Institute continued to consolidate and upgrade its innovative and comprehensive pattern of education both at under-graduate and post-graduate levels. Board of Studies meetings on different subjects and the faculty board meetings were organized to update syllabi of different courses.

● **Measures for Improving Standards**

The Institute made concerted efforts on all fronts through vigorous monitoring and remedial action to ensure improvement of academic standards. A system of maintaining course files has been introduced together with exhortation to teachers to obtain student feed back on courses. Examiners' reports are studied and analyzed for suggesting remedial actions.

● **Some Important Activities of the Session 1999-2000**

- The Eighteenth Convocation of the Institute was held on 08.01.2000. The Chairman, University Grants Commission delivered the Convocation Address.
- The REI Diamond Jubilee Lecture was delivered on 19.8.99 by the Director, Bhabha Atomic Research Centre on "Energy, Material and Process—The Trinity of Science". A National Seminar on "Applied Systems Engineering and Soft Computing" was held on March 4th and 5th, 2000 as part of the DEI Faculty of Engineering (erstwhile DEI College of Engineering) year long Golden Jubilee Celebrations during the academic session 1999-2000 marked by a number of commemorative activities such as curtain Raising and Final Annual Day Celebrations, Workshops on Finite Element Methods, Special Lecture, Extension Lecture and Seminar-Workshop on "Innovative Curriculum Design for Engineering Degree Programmes".
- Twenty-two sponsored major research projects with a total value of Rs. 175 lakhs were in progress during the year (1.4.99 to 31.3.2000) which include seven new projects with a value of Rs. 67 lakhs sanctioned during this period.
- Twenty-eight sponsored minor research projects with a total value of Rs. 6 lakhs were in progress during the year under report.
- Fifteen candidates were awarded Ph.D. degrees during the Convocation held on 8th January, 2000.

● **Interaction with the Society and Neighbourhood Community Services and Extension Programme**

The Institute has always been a pioneer in assisting and encouraging women and rural community to participate in wider social activities. The Centre of Adult and Continuing Education Programme has been actively extending its services for the development of community through adult literacy, health awareness and child care, cottage and handicraft production through vocational training, non-formal school, cultural programmes, etc. The "World Population Day" (11th July), "Environment Protection Month" (19th July to 20th August), "Sadbhavana Saptah" (14th to 20th August), "International Literacy & Teacher's Day" (8th September), "International Peace Day" (15th September), "Communal Harmony Day" (2nd October), "Aids Day" (1st December), "National Integration Pakhwara" (12th to 27th November), "Pulse Polio Programme" (19th October, 21st November & 19th December), "Vande Matram" (18th December, 1999 and 1st January and 12th January, 2000), besides "Ten-day Winter Special Camp" and other activities, were the main landmarks of the Institute's NSS activities.

- **Examination Reforms**

Continuous evaluation with semester system is the soul of the innovative programme of education, being followed since beginning i.e. from 1981, which radically alters the learning process to the benefit of the students.

- **Achievements**

The Institute team which participated in the final phase of "Youth Parliament", organized by the Ministry of Parliamentary Affairs, New Delhi, on 17th August, 1999, was adjudged the best team of the "Youth Parliament" at the National level. This team was further invited for a repeat performance of the "Youth Parliament" at New Delhi on 26th January, 2000. Hon'ble Minister for Parliamentary Affairs lauded the whole team for their excellent performance and gave away prizes to the students and trophy to the Institute.

- **Facilities for SC/ST**

The Scheduled Caste and Scheduled Tribe candidates were given reservations for admissions and also in employment, as per the directions of the University Grants Commission from time to time.

- **Programme for Women**

The Institute has been a pioneer in encouraging women's education at all levels. Almost 65% of the student strength and 30% of the faculty strength comprise of women only. The programmes run by the Institute under the Adult & Continuing Education Programme and Rural Development are oriented towards rural women members of the society.

Deccan College (Post-Graduate and Research Institute), Pune

- **Student Enrolment**

The student enrolment during this year for the various courses that are offered by the Departments of Archaeology and Linguistics was as follows :

	Semester	Archaeology		Linguistics		Total
		I	III	I	III	
1.	M.A.	05	14	12	11	42
2.	M.Phil	10	-	-	-	10
3.	Ph.D.	43	-	24	-	67

The student enrolment in the Departments of Archaeology and Linguistics in 1999-2000 was 119 (M.A. 42, M.Phil 10, Ph.D. 67). Out of this, 28 students were from eight foreign countries.

- **Ph.D. Degrees Awarded**

During the reporting year, ten Ph.D. degrees were awarded (Archaeology 7, Linguistics 3).

- **Research and other Academic Activities**

- a) **Department of Archaeology**

During the year 1999-2000, the Department of Archaeology undertook the following research projects:

- Fresh Excavation at isampur, Karnataka**

The Department carried out further excavations at the Lower Palaeolithic site of Isampur in Gulbarga district of Karnataka. This work confirmed the site's location on the outer-edge of a palaeodrainage tract containing perennial water as well as its association with an outcrop of limestone blocks suitable for tool-making. The excavation consisted of extensions to and further digging of Trenches 1 and 5. The Acheulian cultural level (20 to 30 cm thick) was exposed at depth of 5 to 25 cm below surface and lay on limestone bedrock. It covered an area of 90 sq.m. and consisted of limestone blocks and artefacts, all set in a hard matrix of brownish, calcareous silt. A total of over 1500 artefacts comprising cores, hammerstones, handaxes, cleavers, chopping, tools, knives, etc. were recovered from the excavation. Its location on a limestone outcrop, occurrence of artefacts in various stages of manufacture and presence of a large quantity of waste products prove that

Isampur was a localized workshop for manufacturing stone tools. The recovery of a small quantity of fossil fauna consisting of bones and teeth of *Bos* sp. and turtle shell pieces shows that the site also witnessed occupation activities. Isampur is one of the exceptionally well preserved Paleolithic sites in the entire old world.

Excavations at the Chalcolithic and Early Historic Site of Balathal, District Udaipur, Rajasthan

The excavations at the Chalcolithic and Early Historic site of Balathal, District Udaipur, Rajasthan continued for the seventh season. This year digging was carried out in three areas; (1) inside the fortified enclosure to find out the structural evidence and material culture below the fortification; (2) on the eastern edge of the mound to trace the structures revealed against the outer wall during previous year; and (3) in the cultivated field on the northern side of the mound to trace the extension of the Chalcolithic habitation. Inside the fortification, two trenches, D4 and E4, were dug right up to the virgin soil. The top five layers yielded Early Historic material. Layers 6 and 7 were composed of ash and burnt cowdung of the Chalcolithic period. Layers 8 and 14 revealed stone and mud brick walls and floors, pottery and other antiquities of the Chalcolithic period. Layers below the base of the fortification wall did not yield tan ware and thin red ware, thus showing that they belong to an earlier phase of the Chalcolithic culture.

Three human burials were also found inside the enclosure. Two of them belong to the Chalcolithic period and one to the Early Historic period. The Early Historic burial was placed in a sitting and yogic posture.

In the northern part of the mound, the important discovery was that of a set of six vessels kept inside a large grey ware pot. The set comprised three shallow black-and-red ware bowls with geometric paintings on the inner face and three grey ware pots. One of the grey ware pots contained a large number of steatite disc beads and beads of job's tears.

Excavation at Karondia, Madhya Pradesh

Karondia is an interesting Chalcolithic site located in the Dhar District of Madhya Pradesh. It is one among the many archaeological sites which will be submerged under the Sardar Sarovar Dam. The department carried out detailed surveys and excavation in November 1999. Unlike other Chalcolithic sites in Central India which have regular habitation deposits the site at Karondia forms part of the Narmada alluvium. The staff noted and plotted the outlines of about 20 pits and many post-holes. Seven of these pits (1 to 1.5 m in diameter and 50 cm to 1.5 m deep) were excavated and pottery, animal bones and charcoal were recovered. It seems likely that these pits were used for temporary seasonal human occupation purposes. A stone rubble platform was also excavated from the Narmada alluvium.

Excavation at Gilund, Rajasthan

Gilund is a very prominent Chalcolithic site (dated between 3000 B.C. and 1800 B.C.) in the Mewar region of Rajasthan and lies about 100 km from Udaipur town. The site consists of two mounds (eastern and western), covering an area of about 12 hectares. The eastern mound has a historical deposit on top of the Chalcolithic levels. Drs. V.S. Shinde, in collaboration with Dr. Gregory Passel of University of Pennsylvania Museum, Philadelphia, undertook excavation on both mounds. An index trench dug in the eastern mound revealed pottery and other objects belonging to 5th century A.D. The excavation on the western mound exposed 26 layers in the total deposit of 6 metres. A series of dwelling structures as well as granaries were exposed in this season. A noteworthy structure was a pair of east-west running walls of mudbricks and five north-south running walls between them. The excavation yielded pottery, stone tools, and beads of semi-precious stones and terracotta figurines, all belonging to the Chalcolithic phase.

Other Research Projects

The teaching and research staff of the Department carried out minor research projects in various branches comprising ancient Indian history and culture, prehistory, protohistory, and history of archaeology, archaeological chemistry, archaeozoology, paleontology, archaeobotany, geoarchaeology, palaeoanthropology, ethnoarchaeology. These projects encompassed various parts of the country.



All-India Conference in Archaeology

As part of the Diamond Jubilee celebrations of the Institute, the Department hosted the Joint Annual Conferences of the Indian Archaeological Society, Indian Society for Prehistoric and Quaternary Studies and Society for Indian History and Culture from 27th to 30th December, 1999. About 150 delegates from practically every part of India participated in the conference and presented research papers on their ongoing research. On this occasion, the Department also organized one-day seminar on the theme "Site Formation Processes in Indian Archaeology". Plans are underway to publish the proceedings of the conference as well as the seminar.

Extension Activities

As part of its extension activities, the Museum of the Department organized archaeological exhibition at several places to popularize the subject among the common people. The Museum also conducted one-day workshop for school-teachers in Pune city to enable them to acquire practical knowledge of the variety in our archaeological heritage, so that they could handle school lessons concerning archaeology in the more confident way.

b) Department of Linguistics

Three faculty members of the Department carried out the following Research Projects during 1999-2000.

- Study of Tibeto-Burman Languages of Western Himalayas
- Manchad and Bunan Grammars
- Study of Marathi Dialects outside Maharashtra
- A Dictionary of Marathi Synonyms
- Study of Khasi Dialects
- Study of Nahali Language
- Dictionary of Linguistic Terms in Kannada

● Publications

The faculty and research staff of the Institute published their research findings in various national and international journals:

	Indian Journals	Foreign Journals
Archaeology	25	4
Linguistics	4	2

● Conferences and Seminars Attended

The details of conferences and seminars in India and abroad attended by the faculty and research staff are as follows:

	In India	Abroad
Archaeology	9	3
Linguistics	1	1

● Library

During the current year, the Library considerably enlarged its collections of books and journals. It acquired 1267 new books and 369 bound volumes of periodicals in archaeology, linguistics, Sanskrit and history.



Gandhigram Rural Institute, Gandhigram

● Infrastructure and Other Facilities

The Gandhigram Rural Institute was founded in 1956 with the noble aim of serving the rural community. A University Health Centre is functioning to provide medical care for the students and staff. A cooperative store is functioning for catering to the needs of GIR staff and students. The Employment Bureau offers career guidance and campus interviews in getting employment for the students. In a short span of two years, opportunities for more than 200 graduates of GRI and the Bureau was made a member of the District Manpower Planning Committee. Information and Library Network (INFLIBNET) programme of the UGC, aiming at establishing nation-wide network for computer communication linking academic libraries and information centres was established in this Institute. The UGC sanctioned Rs. 6.2 lakhs in this regard.

● Academic and Research Programmes

There are seven faculties offering P.G. Diploma, Undergraduate, Post-graduate, M.Phil. courses and Ph.D. programmes. The University Grants Commission extended financial support to conduct refresher courses in the departments of Applied Research and Gandhian Thought & Peace Science:

Choice Based Credit System is being successfully followed and it helps the students to achieve academic excellencies. During the academic year 1999-2000, Degrees Diplomas were offered to 477 candidates; including 188 women candidates.

● Participation in Seminars/Symposia/Conferences/Workshops and Training Programmes

Several members of the faculty have participated in national conferences and presented scientific papers based on investigations of projects or the findings of Research Scholars. Apart from the above, almost every senior faculty member is sought after by several other institutions to help them as resource persons for conducting various academic programmes and for delivering lectures on special topics or for chairing technical sessions in conferences and conducting the proceedings. This Institute has also organized a number of conferences, workshops and training programmes.

The Institute conducted the following 12 seminars and workshops on issues related to rural development and other relevant issues such as :

- Seminar on Rural Industrialization in Rural India: Problems and Prospects
- State level Seminar on Herbal Agri-Business
- Symposium on Women Self-Help Groups-Extension Needs
- Rasikamani TKC Endowment Lecture
- Summer Entrepreneurship Development Training Programme
- National Workshop on Curriculum Development in Human Rights and Duties Education
- World Literacy Day
- Capacity Building Programme for officials of Population Education and Research Centres
- National Seminar on Management of Finance in Small Enterprises
- Seminar on Gender Atrocities, Social Justice and Human Rights Implications
- Field Seminar on Plight of Girl Child and Prevention of Female Infanticide
- Seminar on Ecological Empowerment of Community through Panchayats

The World Academy of Arts and Science, USA, offered a Fellowship to a Professor and he participated in the World Conference of the Academy held in November 1998 in Canada.

The Head of the Department of Computer Science and Application was awarded a six-month Development Fellowship of the Association of Commonwealth University for doing research in multimedia techniques in Edith Cowan University, Perth, Australia.

The Director, Rural Energy Centre, was invited by the International Federation of Operations Research Societies for an International Conference held in Beijing, China, in August, 1999. The paper presented won the Runners-up Award in the Conference. The Director also visited Malaysia and Singapore as a Visiting Professor.

A Reader in Gandhian Thought and Peace Science, attended the International Conference on Social, Economy Trends along with Asian Ways held in the University of Genoa, Italy. An agreement is on the anvil to establish Indo-Euro Exchange Programmes between Gandhigram Rural Institute and the University of Florence, Italy.

The Ministry of Non-Conventional Energy Sources, Government of India, has sanctioned a grant of Rs. 4.25 lakhs through the Tamil Nadu Energy Development Agency to the Rural Energy Centre, GRI, for establishing a Rural Energy Park in Gandhigram to create awareness on non-conventional energy as an alternate energy source.

The National Council of Rural Institutes has sanctioned a sum of Rs. 7.5 lakhs for a Project on Micro Planning aimed at capacity building of women, youth and community leaders.

The National Board of Higher Mathematics under the Department of Atomic Energy, Government of India, has sanctioned an annual recurring grant of Rs. 1 lakh for establishing a Department Library in the Department of Mathematics. Necessary steps are being taken in this regard.

The Tamil Nadu Water and Drainage Board (TWAD), Government of Tamil Nadu, has sanctioned for the year 1999-2000, a grant of Rs. 22 lakhs to the Faculty of Rural Health and Sanitation to train their personnel in water supply, sanitation and computer training (WATSAN).

The Government of India has sanctioned to the Department of Chemistry, GRI, a sum of Rs. 2.45 lakhs through the Loss of Ecology (Prevention and Payment of Compensation) Authority for the State of Tamil Nadu for assessing the extent of pollution caused by the tanneries in and around Dindigul for granting compensation and to recommend remedial schemes for the Government to restore the ecological balance.

● National Social Service

The NSS of GRI, besides its regular programmes, conducted a Blood Donation Camp in which 130 students donated blood and blood group identification was made for 500 students. With a view to instilling the value of dignity of labour, the NSS conducts weekly Shramdhan Programmes for students. Sessions of Yoga were organized for the benefit of the students. The number of students practicing the science of yoga and meditation is increasing.

● Shanti Sena

The Shanti Sena of the Institute provides opportunity for the students to develop their leadership quality. In an effort to give spiritual empowerment to the youth nineteen Shanti Sena students were taken to Mount Abu, Rajasthan for participating in the third National Youth Festival.

The 130th Birth Anniversary of Mahatma Gandhi was celebrated in a fitting manner by the Shanti Sena and the NSS students by organizing street dramas taking the message of the Mahatma to the public.

The Shanti Sena of the Institute stressed the importance of the need for tolerance and communal harmony among the youth by establishing Bala Shanti Sena wings in the nearby primary schools. It conducts inter-religious prayers as and when necessary in rural areas.

● Krishi Vigyan Kendra (KVK)

The Krishi Vigyan Kendra, besides its regular field extension activities, conducts special programmes for farm women. Farm Women Cells were formed and the members were trained in agro based technologies to intensify their involvement in agricultural operations. Under the First Line Demonstration on Oilseeds and Pulses Crops, KVK got the largest allotment of 50 ha. of land in the State.



● Extension Activities

Apart from teaching and research, the institute was engaged in extension activities. In view of its wide extension work experience, the Institute is in great demand from Non-Governmental Organizations.

To give awareness to the Panchayat Presidents for receiving and implementing funds from the Government, the Rajiv Gandhi Chair for Panchayati Raj has taken ten Village Panchayat Presidents to Kerala to expose them to their system of Panchayat functioning. Dalit women Village Panchayat Presidents in four Southern Districts of Tamil Nadu are to be trained with the support of CAPART, New Delhi.

The Government of Tamil Nadu and leading NGOs had identified the Faculty of Agriculture and Animal Husbandry as one of the resource centres for offering training and awareness programmes in Eco-Development, Micro Planning and Sustainable Agricultural Practices. Different cadres of Forest Department officials and personnel from reputed NGOs are participating in the series of training programmes offered by the Faculty.

Gandhigram Rural Institute became a member of the Indian Community College Consortium. Being a member, it is working out for a linkage programme with Eastern Iowa Community College, USA.

Village Placement Programme (VPP), was arranged for four days for all the students during every semester. 1220 students stayed in 17 villages to enable them to experience village life.

The centre for Entrepreneurship Development is offering to young men and women in different trades in collaboration with voluntary organizations and it has got regular candidates sponsored from the Tamil Nadu Government. The Centre conducted eight training programmes during 1999 and the beneficiaries range from entrepreneurs, ex-servicemen, housewives, progressive farmers, herbal traders, students from colleges and polytechnics.

The Tamil Nadu Government sanctioned a sum of Rs. 1.85 lakhs to the Institute's Participatory Rural Appraisal Unit for Village Consultation on the East Coast Road. The project was successfully carried out.

● SC/ST Cell

The UGC has sanctioned a grant of Rs. 8 lakhs to the Institute for Remedial Coaching Classes for SC/ST students.

Gurukul Kangri Vishwavidyalaya, Haridwar

The Gurukul Kangri Vishwavidyalaya was established by Swami Shardhanandaji on March 4, 1902 in Haridwar.

The Gurukul Kangri Vishwavidyalaya has at present five constituent colleges namely Veda & Arts College, Science College, College of Engineering and Technology, Kanya Gurukula Mahavidyalaya, all located in Haridwar and Kanya Gurukula Mahavidyalaya, Dehradun.

There are five faculties namely Faculty of Oriental Studies, Faculty of Humanities, Faculty of Management, Faculty of Science and Faculty of Life Sciences, which are imparting education at undergraduate and post-graduate levels. The facility for research leading to Ph.D. degree in all the subjects is also available.

The Vishwavidyalaya has a grand library and a Museum. The programmes under the "Central for Adult Education" are also being carried out from time to time.

Most of the teachers participated in the National and International Seminars/Conferences in and outside the country. Many of them have got their books and research papers published. Four Faculty members have undertaken five major research projects funded by various bodies viz. I.C.T.E., C.S.I.R., I.C.F.R.E. and Government of India.

The Department of Maths organized an International Seminar on "History of Mathematics". Similarly, the Department of History organized a national seminar on the topic "Guru Govind Singh Vyaktitva and Krititva". The Yoga Department organized the national seminar on the topic "The Yoga

in New Millennium" and the Management Department organized the National seminar on the topic "Management and Global Business Atmosphere in 21st Century".

The Department of public relations has been established to facilitate the visitor to have the full knowledge of the vishwavidyalaya at one place. The Department has been entrusted the duty of developing the relation with the different parts of the society.

In 1999-2000 session, the Vishwavidyalaya awarded the following degrees:

1.	Ph.D.	23	2.	Alankar (B.A)	78
3.	B.Sc.	187	4.	M.A.	123
5.	M.Sc.	100	6.	M.B.A.	48
7.	P.M.I.R.	44	8.	M.C.A.	50

Jamia Hamdard, New Delhi

● New Courses Introduced

During the reporting year, the following five new courses were introduced and these courses will commence from the academic session 2000-2001.

Courses	Duration
- DMLT (Diploma in Medical Lab Technology)	2 years
- M.O.Th. (Master of Occupational Therapy) in two disciplines; Paediatric and Orthopedics	2 years
- PGDCA (Post-Graduate Diploma in Computer Applications)	1½ years
- M.D. (Unani) in Social and Preventive Medicine	3 years
- BIT+MIT (Integrated programme) BCA + MIT (Integrated programme) was converted into	4 years
BIT + MIT (Integrated programme)	1½ years
(Bachelor of Information Technology + Master of Information Technology)	1½ years

● Inter-Disciplinary Programmes of Teaching and Research

Inter-disciplinary programmes of teaching in collaboration with other faculties, Universities, Institutions and Hospitals were made. Eminent Scholars of various fields including Islamic Studies, Nursing, Medicine, Pharmacy, Information Technology and Science were invited to give lectures and direction to the Students and Research Scholars of the University.

A number of Research Projects of this University are being funded by various agencies of Government of India such as DBT, CSIR, ICAR, UGC, etc. Under Institutional Collaboration, some Ph.D students of this University are working on Research Projects at various institutions such as ITRC, Lucknow; CDRI, Lucknow; Maulana Azad Medical College, New Delhi etc.

● Participation by Faculty Members in Academic Conferences, Seminars and Workshops

During the year, a number of Professors, Readers, Lecturers attended various National and International Conferences, Seminars and Workshops in India as well as abroad. Dr. S. B. Vohra, Head, Department of Medical Elementology and Toxicology participated International Congress on Frontiers of Pharmacology and Therapeutics at A.I.I.M.S., New Delhi. Mrs. N. Nagpal, Working Dean, Faculty of Nursing attended National Conference, a Meeting to explore the Educational Programme and Feasibility of Collaborative Programme with University of Wisconsin, Oshkosh, U.S.A. and Jamia Hamdard. Dr. M.A. Jafri, Reader, Faculty of Medicine (Unani) attended Vth International Congress on Pharmacology at Thiruvananthapuram, Kerala. Dr. Alka Ahuja, Reader, Department of Pharmaceutics participated the 26th International Symposium on Controlled Release of Bio-active materials at Boston, USA.



- **Papers/Articles Published by Teachers in Learned Journals and Monographs/Books Published**

During the period, a number of papers/articles of the teachers were published in learned National and International journals.

- **Interaction with the Society and Neighbourhood**

Interaction with the society and neighbourhood is being followed by the University. During the year, the students of various faculties participated in National Services Scheme (NSS) Programme like blood donation, vaccination etc. in the neighbouring colonies especially amongst the weaker sections of the Society. In Community Health Programme, Faculty of Nursing sent its students to the colonies in Kalkaji, Devli, Khanpur, Sangam Vihar etc. for assisting the patients there. The nursing students also participated in Health Exhibition.

- **Measures of Examination Reforms**

Examination procedure of the University was streamlined. All examinations were held and subsequently their results were declared in time.

- **Community Services and Extension Programmes**

The students of Faculty of Nursing participated in Pulse Polio Campaign and Health Education Programme. The students went in slum clusters areas of Nehru Place and Sangam Vihar, New Delhi etc. and educated the residents about prevention of the diseases, importance of hygiene and immunization through health talks.

- **Any other Innovative Programmes**

The Computer Centre in Faculty Management Studies and Information Technology is one of the best Computer Lab in Northern India. It has more than 200 computers with facilities of Internet, Multi-Media, Visual Studio etc.

- **Achievements and Problems**

The construction work of building extension of U.G. Girls Hostel, Faculty of Pharmacy, Faculty of Medicine (Unani) and Administrative Block was started.

A number of VIPs, dignitaries, Scholars, Professors of various Universities visited Jamia Hamdard during the year.

35 Students of B.Pharm qualified GATE in the reporting year. Some students of Faculty of Science qualified NET of UGC.

- **Facilities Provided to Scheduled Castes/Tribes**

The University is following the reservation Policy of the Government of India in respect of SC/ST.

- **Programmes for Women**

A Committee to look into the issues of harassment of women in the University Campus, set up last year is pro-active by developing conducive atmosphere in the Campus. A Faculty of Nursing is exclusively for female so as to meet the shortage of nurses in the country and encourage students from the backward and poor sections of the society.

- **Beneficiaries**

During the year under report, (01.04.1999 to 31.03.2000), there were seven JRF (Male 4, Female 3), six SRF (Male 1, Female 5) and two Research Associate (Female 2) under CSIR and UGC. There were eleven JRF (Male 2, Female 9), sixteen SRF (Male 12, Female 4) and four Research Associates (Male 2, Female 2) under various Research Projects of CSIR, UGC, CCRUM, ISM, ICMR etc. Besides the above, there were 38 GATE qualified students of M.Pharm (Male 12, Female 26) and 19 other getting fellowships.



Rashtriya Sanskrit Vidyapeetha, Tirupati

● Shastrartha Parishad

With a view to replenish the shastraic studies and improve the oratory and presentation skills of teachers, a Shastrartha Parishad was opened on 23rd August, 1999 in the Vidyapeetha. The Parishad has decided to conduct Shastra Goshtis on each Shastra every month in which teachers from different faculties shall deliver lectures on their respective subjects. During the year, three Shastra Goshti—one each on Sahitya, Vyakarana and Jyotisha were held.

Maxmuller English Club was inaugurated by the Vice-Chancellor on 11.09.1999. This was intended to improve the oratory skills of Sanskrit students in English language. Elocution and debate competitions were conducted regularly twice in a week for the whole academic year.

Sanskrit Day was celebrated on 11.09.1999 with pomp and eclat and the participants spoke about the "Significance of the Sanskrit Language" in Telugu and Sanskrit respectively.

Hindi Divas was celebrated on 14.09.1999 the Coordinator to the programme conducted Elocution competitions both for teaching and non-teaching staff.

A Workshop on "Vocational Training in Jyotisha" sponsored by RSS, New Delhi was inaugurated by the Vice-Chancellor on 21.09.99. With the aim to train the students of Jyotisha shastra about the vocational aspects in the subject.

The Viguvardhini Parishad was inaugurated by the Vice-Chancellor on 30.09.99.

Teachers' Day was celebrated on 30.09.99. Two teachers were felicitated.

● Extension Lecture Series

Under the 'Mahamahopadhyaya Sri Pattabhirama Sastry Vyakhyanamala' extension lectures on different subjects were proposed to be organized every month. The first lecture under this Series was delivered on 7.10.99 and also an extension lecture on Sahitya was delivered on 4.11.99.

● Workshop on Vidhiviveka

The Workshop was inaugurated on 25.10.99 and Scholars from different parts of the country were invited to participate in the Workshop. This Workshop sponsored by the Indian Council for Philosophical Research aimed at critical edition of the text "Vidhiviveka" by the scholars of different branches of Sanskrit learning and arriving at a definite conclusion, so that the text could be published.

● Visit of Scholar from Japan

As a part of the Memorandum of Understanding between the Vidyapeetha and the Institute of Moralogy, Reitaku University, Japan, scholars from Japan were visited the Vidyapeetha during 12th to 16th March, 2000. They delivered lectures on Buddhism and other related topics. One professor of the institute delivered lectures on Hindu Mythology in the Institute of Moralogy, Japan.

Hostel day was celebrated on 2.4.2000 and Annual day on 4.4.2000.

● Participation of Teachers in Academic Conferences, Seminars/Workshops etc.

Seven teachers and the Vice-Chancellor attended thirty four Seminars/Conferences/Workshops etc held in different parts of India.

● Prizes and Medals Won by Students:

The Vidyapeetha students participated in the literary and cultural competitions at South India level and won eight first prizes in different competitions.

One student of the Vidyapeetha won medal in the All India Elocution Competition held at Mumbai.

The students of the Vidyapeetha participated in All India Sanskrit Students Conference held at Varanasi during 29-31 March, 2000 and won second and third prizes in Jyotisha, Vyakarana Elocutions in the Vakhyartha Goshti conducted on this occasion.



- **Recipients of Honoris Causa**

Four teachers were the recipients of Honoris Causa "Mahamahopadhyaya" degrees and one professor the recipient of Honoris causa "Vachaspati" degree. They were received their degrees in the Fifth Convocation of the University.

- **Restructuring of Courses**

Computer Science and Computer Applications were introduced as a subject in the curricula at Prak-Shastri level. These subjects were hitherto introduced at Graduate level. A decision to this effect was taken by the Academic Council of the University at its meeting held on 27.04.2000. Modalities are being worked out to frame appropriate syllabus.

- **Community Services and Extension Programmes**

Voluntary social works were performed by staff and students of Vidyapeetha under the Janmabhoomi Programme being organized by the State Government. These programmes were co-ordinated by the NSS Coordinator of the University.

Students and staff actively participated in the fund-raising programmes organized by local organizations to help the victims of Orissa and in contribution to the Kargil Relief Fund.

- **Programmes for Women**

Girl students' enrolment to the Vidyapeetha has been increasing year by year ever since a hostel for ladies was built within the campus.

- **Facilities provided for Scheduled Castes/Tribes**

Type-I quarters were constructed and allotted to staff, among others, to Schedule Castes/Tribes. SC/ST Cell was opened in the University and appointed Sri T.N. Balaram as the Liaison Officer.

- **Misc. Innovative Programme**

The University has embarked upon networking of Sanskrit Institutions in India. The Government has sanctioned and released a sum of Rs. 41 lakhs for this project in the Sanskrit Year. The project, at its first phase, aims to link at least five institutions in the South India in technical collaboration with the Indian Heritage Group, C-DAC Bangalore. The Vidyapeetha shall be the Nodal Centre.

Sri Sathya Sai Institute of Higher Learning, Prasanthinilayam

- **New Courses Introduced**

Post-Graduate Diploma in "Indian Culture and Philosophy" from the academic year 1999-2000 was introduced.

- **Inter-disciplinary Programmes of Teaching and Research**

Following were the major Projects, which were undertaken/completed under AICTE Thrust Area Research, MHRD, UGC, DRDO and DST Projects.

Medicinal Plants

Under the Thrust Area Project by AICTE the Faculty of Chemistry is actively engaged in the project entitled "Theoretical and experimental approach to the effective Anti-cancer drugs". The Department of Biosciences collaborates with Department of Chemistry in exploring ways and means of promoting the growth of such medicinal plants, in the search of new anti-cancer compounds in *Scoparia dulcis*, *Aleuritis mullucana* and other plants.

Fungi

Under the Thrust Area Project of AICTE, the Department of Bio-sciences has taken up a project on ecophysiology and biotechnology of fungi in semi-arid soil of Anantpur District.



Design & Development of an Imaging System for Post-processing Medical and Industrial Radiographs

Under the DRDO Defence Grant-in-aid Scheme, this project is actively monitored by the Department of Mathematics.

Computerization of the Control System of University Planetarium

Under the DST project, the Department of Physics is upgrading the presentation features and the control system of University Planetarium.

Bio-electrical Stimulations

Under the DST Project, the Department of Botany, Anantpur Campus, has started the project "Bio-electrical Stimulations of enhancement on hairy root biomass and *in vitro* regeneration of Neem (*Azadirachta indica* and *A. juss*).

● **Participation by Faculty Members in Academic Conferences, Seminars, Workshops, etc.**

Thirty-one faculty members participated in Academic Conferences, Seminars, Workshops, etc. during the reporting year.

● **Papers/articles Published by Teachers in Learned Journals and Monographs/Books Published**

Seventeen papers/articles by thirteen teachers were published in learned journals. Twenty-nine of MBA, eighteen of MFA and two of M.Tech. Students were assisted summer placement projects.

● **Restructuring of Courses Introduced**

The Departments of Commerce, Languages of UG and PG programmes were asked to propose a revised syllabus for implementation from the academic year 2000-2001 year onwards. The preparatory work is in progress.

● **Measures of Improving Standards**

For students of Undergraduate and Post-graduate, many new experiments were used by Science Departments for making them more interested in the subjects and for establishing better link between class room and laboratory.

- a) Students were given assignments involving consultation of reference books and journals.
- b) Seminars on select topics were arranged. The teachers guided the students in their preparation for presentation in the class. Questions were answered and doubts were clarified in the seminars. This helped the students to face examinations with greater confidence.
- c) Quiz programmes in the subjects, subject Track Notice Boards, and video-cassettes on the subjects were used to foster interest in the subjects among students.
- d) Workshops were held for teachers to orient them to update their knowledge in the subjects.
- e) Modern audio-visual aids are being used to facilitate and accelerate the learning process. Experiments in advanced technology are being developed from time to time in science departments.

● **Interaction with the Society and Neighbourhood**

All the students of the three campuses, the staff members and residents in Hospital complex were given free Hepatitis-B and Jaundice-b injections during 13th and 16th August, 1999 and 28th Sept., 1999. Three injections per person were given within six months to about 11,000 students and staff of the University.

● **Measure for Examination Reforms**

Institute has adopted, as part of their examination reform since its inception the following: 1) Semester System, 2) Continuous Internal Evaluation, 3) Structured patterns of Question Paper, 4) Development of Question Banks and 5) Grading system. Workshops/Training for new faculty members were organized. Time to time analysis of the students and special attention are always given to the needy.



- **Misc. Innovative Programmes**

In view of the strong emphasis laid on moral, ethical and spiritual values, courses are also given on Spiritual Awareness at Under-graduate, Post-graduate and Professional programmes. Students enlightened with high perception on Indian Culture and spirituality, Spirituality and Education, moral and ethical values depicted in great Indian Puranas, Upanishads, Scriptures, etc. Bhagvan's life, message and teachings to mankind are well learnt by the students. Vedic Chanting by students, one of the main activities of the students, is not only done during festivals but also a regular practice. The moral sessions are conducted regularly by the students and staff, wherein many Spiritual awareness discussions, experience by scholars are discussed and shared.

The Integral items of education are applicable to all students, irrespective of the course they are admitted to. The Institute attaches great importance to this component of education. Included in the category of Integral items are :

- a) Yogasanas, Games and Sports
- b) Prayer and meditation (in the Hostel)
- c) College Prayer
- d) Social Work and Self-reliance programmes
- e) Regular attendance at class
- f) Disciplined behaviour in the classroom as well as elsewhere.

Students are continuously assessed to these items. The final Grade statement of the students takes into account the Grades awarded under the category integral items also.

- **Facilities provided for Scheduled Castes/Tribes**

The Education is offered free in this institute to all irrespective of caste, creed, religion or region. Students who are economically weak are given special scholarships and additional motivation is given by the faculty members.

- **Programmes for Women, etc.**


The participation of women students from Anantpur Campus of the Institute in the Annual Sports and Culture Meet was a major event by the students. They displayed their excellence in all the fields.

- **Grants**

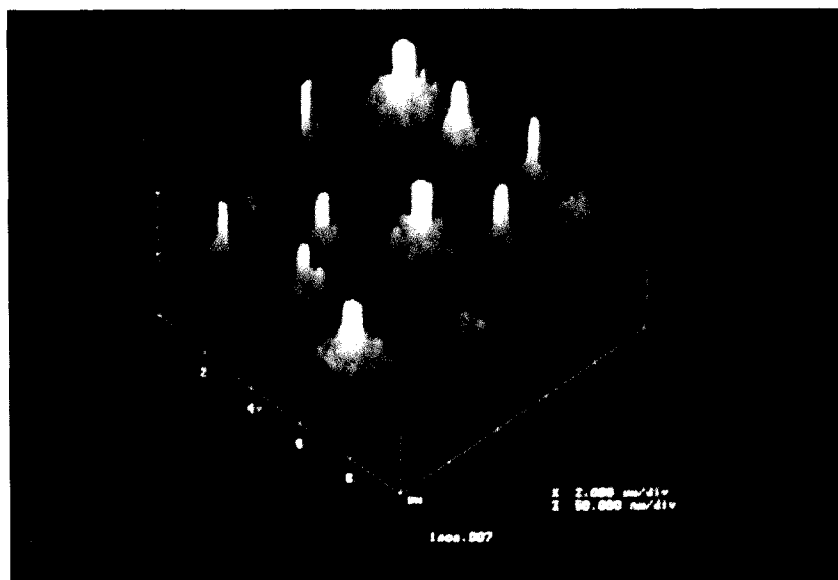
The following grants were received during the year 1999-2000 from various organizations:

(Rs. in lakhs)

Organization	Grants
UGC	45.35
DST	12.15
DRDO	5.74



IUC Beamline for Photoelectron Spectroscopy Studies Installed on INDUS-1
(IUC-DAE, Indore)



Atomic Force Microscopic Image of Silver Islands on Glass Substrate
(Total Range to 10 μm) (IUC-DAE, Indore)



4 DEVELOPMENT (PLAN) AND MAINTENANCE (NON-PLAN) GRANTS TO COLLEGES

4.1 Thrust of Ninth Plan for the Development of Colleges

Development of Colleges, which are responsible in a major way for under-graduate education and to a great extent for post-graduate education, is an important area from the point of view of maintenance of standards, promoting innovation and change, linking education to career patterns and equalization of educational opportunities for disadvantaged sections of society, particularly Scheduled Castes and Scheduled Tribes.

During the Ninth Plan, the Commission's policy for the development of under-graduate and post-graduate education in colleges has four main aims, viz.,

- Improvement of standards and quality of education,
- Removal of social disparities and regional imbalances in higher educational facilities,
- Restructuring of courses including developing career thrust in the courses,
- Grant of autonomous status to qualifying colleges.

To achieve these objectives, the Commission provides grants to the colleges which fulfil the minimum eligibility conditions, and possess the necessary viability and potential and are striving for better standards to enable them to meet their basic needs including strengthening of the book banks, basic scientific equipment and teaching aids which are needed for proper instruction at the under-graduate level, and the construction/extension/renovation of buildings. With a view to removing disparities and regional imbalances, special grants are also being provided to the colleges catering to the needs of Scheduled Caste and Schedule Tribe students and for intensive development of colleges situated in backward/rural/border areas.

4.2 Colleges Recognized by the UGC for Financial Assistance

There are nearly 11,831 colleges in the country. Out of which, only those colleges, which are recognized by the UGC, in terms of Section 2 (f) and 12B of the UGC Act, are eligible to receive grants from the UGC. The number of such colleges as on 31-3-2000 was 5,169. The quantum of grant is worked out on the basis of parameters, such as faculty strength, student enrolment, etc.

For removing disparities and regional imbalances, the UGC has relaxed norms for giving development grants to colleges located in educationally backward, rural or border areas and to colleges catering to SC/ST students and women. Grants are generally provided for buildings, including hostels, strengthening of libraries and laboratories and faculty improvement programmes for teachers.

4.3 Grants to Colleges by the UGC Regional Offices

The UGC has decentralized its functioning by opening seven Regional Offices in the country since 1994 in a phased manner for easy access and speedy release of grants and implementation of various schemes/programmes relating to colleges. The seventh UGC Regional Office viz. South-Western Regional Office was opened at Bangalore during 1999-2000.

A list of UGC Regional Offices with details like name, location, date of establishment and coverage of States is enclosed as Appendix-XI.

Grants to the eligible colleges all over the country are disbursed by these Regional Offices under the following schemes being dealt with by them.



- Development of Colleges (UG/PG)
- Award of Teacher Fellowships to college teachers for doing M.Phil/Ph.D
- Minor research Projects for College Teachers (Humanities/Social Sciences and Sciences)
- Autonomous Colleges (Release of grant only)
- Conferences, Seminars, Symposia
- Construction of Women's Hostels (Special Scheme)
- Old reputed colleges (50/75 years) (Books and Equipment)

The state-wise details of Ninth Plan grants allocated to colleges under College Development Scheme are given in Table 4.1

Table 4.1: Ninth Plan Grants Allocated to Colleges (State-wise)

(Rs. in lakhs)

S. No.	State/U.T.	Number of Colleges approved under Ninth Plan College Development Scheme	Total grant approved (UGC Share) for Colleges under Ninth Plan College Development Scheme (1997-2002)	Amount Paid from 01.04.1997 to 31.03.2000
1.	Andhra Pradesh	304	2611.30	800.70
2.	Arunachal Pradesh	4	31.00	8.45
3.	Assam	139	1360.00	564.56
4.	Bihar	325	3670.00	1270.06
5.	Chandigarh	17	182.88	91.19
6.	Delhi	58	1657.25	819.31
7.	Goa	13	99.56	60.42
8.	Gujarat	223	1875.06	940.35
9.	Haryana	128	1138.00	448.44
10.	Himachal Pradesh	33	327.20	140.13
11.	Jammu & Kashmir	27	288.57	132.65
12.	Karnataka	330	2354.90	1077.29
13.	Kerala	161	1801.40	793.91
14.	Madhya Pradesh	417	4100.12	2204.28
15.	Maharashtra	466	4553.29	2498.79
16.	Manipur	38	361.00	131.14
17.	Meghalaya	12	141.40	81.58
18.	Mizoram	9	80.40	14.15
19.	Nagaland	5	52.00	24.04
20.	Orissa	223	2097.60	751.24
21.	Pondicherry (incl. A&N Islands)	9	95.20	28.70
22.	Punjab	183	1626.77	764.40
23.	Rajasthan	155	1727.27	1085.75
24.	Sikkim	2	18.00	7.20
25.	Tamil Nadu	210	2625.40	890.78
26.	Tripura	10	115.00	22.54
27.	Uttar Pradesh	351	4171.75	1765.39
28.	West Bengal	326	3042.10	1207.41
	Total	4188	42204.42	18622.85

During 1999-2000, all eligible colleges received plan grants amounting to Rs. 116.66 crores.



4.5 Plan Grants to Colleges

The State-wise details of Plan grants, inclusive of development grant, provided to colleges during 1999-2000 are given in Table 4.2.

Table 4.2: Plan Grants to Colleges: 1999-2000

(Rs. in crores)

S.No	State	Grants Paid
1.	Andhra Pradesh	5.27
2.	Arunachal Pradesh	0.05
3.	Assam	4.95
4.	Bihar	7.13
5.	Goa	0.43
6.	Gujarat	4.55
7.	Haryana	3.36
8.	Himachal Pradesh	0.51
9.	Jammu & Kashmir	0.68
10.	Karnataka	5.72
11.	Kerala	5.13
12.	Madhya Pradesh	12.67
13.	Maharashtra	16.37
14.	Manipur	1.81
15.	Orissa	7.32
16.	Punjab	6.61
17.	Rajasthan	6.41
18.	Tamil Nadu	8.67
19.	Tripura	0.10
20.	Uttar Pradesh	9.08
21.	West Bengal	9.84
	Total	116.66

4.6 Scheme-Wise Position of Release of Grants by the UGC Regional Offices

a) College Development Scheme

The details of grants paid by the UGC Regional Offices to Colleges under the Ninth Plan (1997-2002) Scheme for College Development are given in Table 4.3.

Table 4.3: Grants paid by the UGC Regional Offices to Colleges under the Ninth Plan (1997-2002)

(Rs. in lakhs)

Name of the Regional Office	Number of Colleges Assisted (Ninth Plan)	Total grant approved during Ninth Plan	Amount released to Colleges/Teachers from 1.4.99 to 31.3.2000
CRO (Bhopal)	572	5827.39	1317.14
ERO (Calcutta)	886	8827.70	964.67
NERO (Guwahati)	217	2140.80	438.63
NRO (Ghaziabad)	739	7735.17	1079.59
SERO, (Hyderabad)	523	5331.90	326.00
SWRO (Bangalore)	491	4156.30	510.00
WRO (Pune)	702	6527.91	1238.71
Total	4188	40547.17	5874.74

b) Teacher Fellowships

The details of the award of Teacher Fellowships for doing M.Phil/Ph.D by college Teachers, during the Ninth Plan period are given in Table 4.4.

Table 4.4: Award of Teacher Fellowships for doing M.Phil/Ph.D by College Teachers, during the Ninth Plan period

(Rs. in lakhhs)

Name of the Regional Office	No. of Colleges allocated Teacher Fellowships (1.4.1997 to 31.3.2000)	No. of Teacher Fellowships allocated (1997-2000)	No. of Teacher Fellowships Assisted (1997-2000)	Amount Paid (1997-2000)
CRO (Bhopal)	190	304	212	55.04
ERO (Calcutta)	116	213	81	25.55
NERO (Guwahati)	48	127	26	8.31
NRO (Ghaziabad)	14	68	68	18.87
SERO (Hyderabad)	294	1352	348	76.00
SWRO (Bangalore)	305	1813	305	23.98
WRO (Pune)	251	710	336	34.20
Total	1222	4587	1376	241.95

c) Construction of Hostels for Women

The position of grants approved and paid under the Special Scheme of construction of Women's Hostels by the Regional offices, during 1999-2000, is given in Table 4.5.

Table 4.5: Construction of Women's Hostels by the Regional Offices during 1999-2000

(Rs. in lakhs)

Name of the Regional Office	Number of Colleges Assisted (Ninth Plan)	Amount approved during Ninth Plan (upto 31.3.2000)	Amount paid during 1999-2000
CRO (Bhopal)	44	526.43	59.93
ERO (Calcutta)	64	867.01	150.01
NERO (Guwahati)	48	558.83	68.15
NRO (Ghaziabad)	28	370.00	111.60
SERO (Hyderabad)	83	917.50	130.00
SWRO (Bangalore)	21	521.22	54.90
WRO (Pune)	80	910.00	89.60
Total	434	5351.47	664.19

d) Minor Research Projects

The position of Minor Research Projects approved and grants paid by the UGC Regional Offices during 1999-2000 is given in Table 4.6.

Table 4.6: Minor Research Projects: Grants paid by the UGC Regional Offices during 1999-2000

(Rs. in lakhs)

Name of the Regional Office	No. of Proposals received	No. of Proposals approved	Amount paid from 1.4.99 to 31.3.2000
CRO (Bhopal)	406	324	72.98
ERO (Calcutta)	523	354	88.00
NERO (Guwahati)	280	259	56.26
NRO (Ghaziabad)	485	263	34.40
SERO (Hyderabad)	280	220	64.40
SWRO (Bangalore)	-	-	3.74*
WRO (Pune)	287	239	70.00
Total	2261	1659	389.78

* Amount pertains to the subsequent installment approved by SERO, Hyderabad

**e) Seminars/Symposia/Conferences**

The position of Seminars/Symposia/Conferences approved and grants paid by various Regional Offices is in Table 4.7.

Table 4.7: Seminars/Symposia/Conferences: Grants paid by UGC Regional Offices

(Rs. in lakhs)

Name of the Regional Office	No. of proposals received	No. of Proposals approved	Amount paid from 1.4.99 to 31.3.2000
CRO (Bhopal)	251	161	64.48
ERO (Calcutta)	116	71	33.06
NERO (Guwahati)	29	29	13.40
NRO (Ghaziabad)	171	93	34.85
SERO (Hyderabad)	121	82	20.00
SWRO (Bangalore)	140	35	11.90
WRO (Pune)	110	87	34.96
Total	938	558	212.65

f) Old Reputed Colleges (Books & Equipment)

The details of one time grant paid to colleges by the UGC Regional Offices under the scheme 'Old Reputed Colleges (Books & Equipment)' are as given in Table 4.8.

Table 4.8: Old Reputed Colleges (Books & Equipment) : Grants paid by UGC Regional Offices

(Rs. in lakhs)

Name of the Regional Office	No. of Colleges Assisted	Amount paid during 1999-2000
CRO (Bhopal)	15	105.00
ERO (Calcutta)	-	-
NERO (Guwahati)	5	35.00
NRO (Ghaziabad)	36	252.00
SERO (Hyderabad)	38	266.00
SWRO (Bangalore)	19	133.00
WRO (Pune)	-	-
Total	143	791.00

**4.7
Maintenance
Grant to Delhi
Colleges and
Constituent
Colleges of
Banaras Hindu
University**

Non-Plan assistance to colleges of Central Universities is provided as maintenance grant. During the year, an amount of Rs. 234.03 crores was provided to 54 colleges of Delhi University as maintenance grant for the year 1999-2000 under the Non-Plan scheme. In addition, grants totalling Rs. 2.12 crores were provided to 12 colleges of Delhi University as maintenance grants for hostel mess. Non-Plan grants amounting to Rs. 1.62 crores were paid to four constituent colleges of Banaras Hindu University as maintenance grant for the year 1999-2000.

**4.8
Plan Grants to
Delhi Colleges**

Plan assistance approved for Delhi Colleges for various items during the Ninth Plan period was as follows:

- | | |
|--|------------------|
| i) Development of Undergraduate/Postgraduate education | Rs. 512.55 lakhs |
| ii) Repairs and renovations of college Building | Rs. 328.30 lakhs |
| iii) Introduction of New Courses, Books/Equipment | Rs. 120.38 lakhs |

Also, 26 posts of lecturers were approved for starting the new courses in Delhi Colleges during the Ninth Plan period.

Against the above Ninth Plan allocation, an amount of Rs. 406.32 lakhs was provided to Delhi Colleges under the various plan schemes during 1999-2000. Also an amount of Rs. 49.00 lakhs was provided to seven Delhi Colleges as one time special grant and Rs. 26.23 lakhs was provided to four Delhi Colleges for construction of women's hostels under special scheme during the year under report.

The concept of autonomous colleges was mainly crystallized on the recommendations of "The Education Commission of 1964-66" and of National Policy on Education (1986-92) with a view to achieve excellence in the Higher Education System by providing academic freedom for potential colleges.

Objectives of the Autonomy

An autonomous college will have freedom to:

- Determine and prescribe its own courses of study and syllabi;
- Prescribe rules for admission in consonance with the reservation policy of the State Government;
- Evolve methods of assessment of students work, the conduct of examinations and notification of results;
- Use modern tools of educational technology to achieve higher standards and greater creativity.

Conferment of Autonomous Status

Autonomous status covers only Under-graduate and Post-graduate programmes in colleges.

The parent university will confer the status of autonomy upon a college, which is permanently affiliated, with the concurrence of the State Government and the University Grants Commission.

The status of autonomy will be granted initially for a period of five years. The university will review the functioning of autonomy in autonomous colleges periodically with the help of a Committee constituted for the purpose. The college should also get itself accredited by NAAC once in five years. The UGC Regional Offices are providing grants to these colleges. Upto 31st March 2000, 131 colleges, spreading over eight states and twenty-nine universities, had been granted autonomy by their respective parent universities with the concurrence of the respective State governments and the UGC (Tables 4.9 & 4.10).

Table 4.9: State/University-wise position of Autonomous Colleges as on 31.03.2000

State	University	No. of Autonomous Colleges
Andhra Pradesh	Andhra University	09
	Nagarjuna University	02
	Osmania University	08
Gujarat	Gujarat University	01
Himachal Pradesh	Himachal Pradesh University	05
Madhya Pradesh	A.P. Singh University	05
	Barkatullah University	03
	Devi Ahilya University	06
	Dr. Hari Singh Gour University	03
	Guru Ghasidas University	04
	Jiwaji University	06
	Rani Durgawati University	05
	Pt. Ravi Shankar University	07
Vikram University	01	
Maharashtra	S.N.D.T. Women's University	01
	Dr. Babasaheb Ambedekar Marathwada Univ.	01
	Shivaji University	01

Cont.....



State	University	No. of Autonomous Colleges
Orissa	Berhampur University	01
	Sambalpur University	03
	Utkal University	07
Tamil Nadu	Bharthiar University	11
	Bharathidasan University	09
	Madras University	14
	Madurai Kamraj University	11
	Manonmaniam Sundaranar University	02
	Periyar University	02
Uttar Pradesh	Allahabad University	01
	Kanpur University	01
	Purvanchal University	01
Total		131

Table 4.10: Grants paid to Autonomous Colleges by the UGC Regional Offices

(Rs. in lakhs)

Name of the Regional Office	No. of Autonomous Colleges approved	No. of Autonomous Colleges assisted from 1.4.99 to 31.3.2000	Total amount paid from 1.4.99 to 31.3.2000
CRO (Bhopal)	38	11	78.00
ERO (Calcutta)	6	6	46.00
NERO (Guwahati)	NIL	NIL	NIL
NRO (Ghaziabad)	3	NIL	NIL
SRO (Hyderabad)	65	16	163.60
SWRO (Bangalore)	NIL	NIL	NIL
WRO (Pune)	4	3	16.61



5 MAINTENANCE AND COORDINATION OF STANDARDS IN HIGHER EDUCATION

Capacity development of teachers is an important component of any policy which aims at maintaining high standards of teaching in the universities and colleges. The National Policy on Education (1986) stressed upon a comprehensive programme of professional development of teachers through Academic Staff Colleges. Under the scheme of Academic Staff Colleges (ASCs), which was started in 1986-87, the Commission has set up 48 UGC Academic Staff Colleges (UGC-ASC) during the Seventh Five Year Plan, out of which 45 continued during the Eighth Five Year Plan. After the end of the Eighth Five Year Plan, the Commission had reviewed the performance of these Academic Staff Colleges and had identified three categories among them. In the first category, there are 24 ASCs which have been given extension for the full Ninth Plan period; in the second category, there are 13 ASCs which have been extended for the Ninth Plan period with a condition that the review will take place after three years. The third category includes eight ASCs, which had been given extension only for one year with a review at the end of the year. During the year 1998-99 and 1999-2000, the ASCs under category third were reviewed and had been given extension for the entire Ninth Plan. Further, during the year 1999-2000, the UGC has identified 5 more Academic Staff Colleges thus raising the total number of ASCs to 50 (Appendix XIV).

The Academic Staff Colleges conduct four-week orientation programmes for new teachers in innovative teaching techniques, philosophy of education and related studies and also three-to-four week refresher courses in various disciplines for in-service teachers to enable them to update their knowledge.

Since these UGC-ASCs are not adequate to cater to the needs of all the teachers, 50 universities and specialized institutions have been selected during 1999-2000, to conduct refresher courses in different disciplines in addition to the UGC-ASCs. The UGC-ASCs also conduct seminars of two-to-three days duration for the Principals located in their catchment area, which have been found to be a very useful exercise for motivating them to depute teachers for attending orientation and refresher courses. The UGC-ASCs sensitizes the teachers about students' expectations and perceptions and provides them an understanding of the academic context of higher education in which they work. They also help teachers in developing an insight into the dynamics of working in the educational system.

During the year 1999-2000, 144 orientation courses were allotted to the ASCs and refresher courses in 1000 disciplines were allocated to these ASCs/RCCs. Each ASC/RCC were allocated 1 to 16 disciplines. In each course upto 50 participants may be accommodated. Number of courses in each discipline was to be decided by the ASCs/RCCs on the basis of the applications received.

Based on the information received from 37 UGC-ASCs, out of 45 existing ASCs, during 1999-2000, 124 orientation courses and 349 Refresher Courses were conducted and 3,963 teachers were benefited in orientation courses and 10,286 in refresher courses. The Commission has been providing cent percent financial assistance to the ASCs/Host Universities/Institutions to run the courses mainly towards the cost of resource persons, participants, book/materials, working expenses and salaries of the UGC-allocated staff as per norms under the programme. A grant of Rs. 1703.10 lakhs was released under the programme during 1999-2000.



**5.2
Career
Orientation to
Education
(Vocationalization
of Education)**

The scheme of vocational education at the undergraduate level introduced in 1994-95 has been designed to ensure that the graduates who pass-out after completing these courses, have knowledge, skills and attitudes for gainful employment in wage sector in general, and self-employment in particular, so that undue pressure on institutions of higher learning for Master Degree is reduced.

The UGC has constituted a Standing Committee on Vocational Education (SCOVE) to advise on matters concerning identification of institutions to be supported for introducing vocational subject/s, training of teachers, preparation of reading material, revision of syllabi, exploration of new areas for preparing additional need based vocational subjects, monitoring of implementation of the scheme etc. The SCOVE did not meet during the period under report.

To begin with, the UGC Core Committee on Vocationalization of Education at the first-degree level identified 35 vocational subjects with detailed syllabi. Subsequently, seven subjects, which were not on demand, were dropped from the list, and ten other new subjects were included in the list with a view to cater to the needs of students from rural, hilly, tribal areas and the women with specific reference to North-Eastern Region of the country. An upto date list of 38 vocational subjects is indicated below:

	Discipline Area	Subjects
i)	Arts, Humanities and Social Sciences	1. Functional Hindi 2. Functional Sanskrit 3. Functional English 4. Archaeology & Museology 5. Rural Handicrafts 6. Early Childhood Care & Education
ii)	Commerce, Economics and Management	7. Principles and Practices of Insurance 8. Office Management & Secretarial Practices 9. Tax Procedures & Practices 10. Foreign Trade Practices & Procedures 11. Tourism & Travel Management 12. Advertising, Sales Promotion & Sales Management 13. Computer Applications
iii)	Science	14. Industrial Chemistry (Seven Streams) 15. Food Science & Quality Control 16. Clinical Nutrition and Dietetics 17. Industrial Microbiology 18. Bio-Technology 19. Biological Techniques & Specimen Preparation 20. Seed Technology 21. Sericulture
iv)	Engineering and Technology	22. Industrial Fish & Fishery 23. Instrumentation 24. Geo-exploration & Drilling Technology 25. Mass Communication & Video Production 26. Still Photography & Audio Production 27. Electronic Equipment Maintenance 28. Computer Maintenance 29. Electrical Equipment Maintenance 30. Environment & Water Management
v)	Subjects Relevant to Rural hilly, Tribal Areas	31. Agro-Services 32. Domestic Animal Farming 33. Forestry & Wildlife Management 34. Soil Conservation & Water Management 35. Hill Agriculture 36. Non-Conventional Energy Sources 37. Dry-land Agriculture 38. Silviculture



The UGC provides financial assistance to the selected institutions for introduction of identified vocational subjects as per guidelines prepared by the SCOVE. Assistance from the UGC will be limited to Rs. 3 lakhs (Rs. 2 lakhs non-recurring and Rs. 1 lakh recurring) for each subject belonging to Humanities, Social Sciences and Commerce groups and Rs. 9 lakhs (Rs. 7 lakhs non-recurring and Rs. 2 lakhs recurring) for a subject, from Science and Engineering groups. The recurring assistance will be available for a period of five years only.

Since the inception of the scheme in 1994-95, 1533 colleges and 31 universities have been selected for support for the introduction of different vocational subjects. Year wise break-up of the number of institutions assisted and grants released since inception are as under :

(Rs. in lakhs)

Year	Number of Institutions Assisted		Grant released
	Colleges	Universities	
1994-95	190	19	2600
1995-96	191	05	1741
1996-97	324	07	2089
1997-98	292	-	2359
1998-99	320	-	1917
1999-2000	216	-	1913*
Grand total	1533	31	12619

* Against the sanction amount of Rs. 1913 lakhs, only Rs. 1855 lakhs was released

With the level of funding available since 1994-95, only a negligible size of enrolment at the undergraduate level in the country could be covered under the programme of Career Orientation. It was felt that to achieve the target of bringing 24% of undergraduate enrolment under the fold of Career Orientation Programme, the funding level needed to be augmented, substantially. The UGC has made a Project Proposal seeking World Bank Assistance for the programme.

The scheme provides for regular and continuous monitoring through a Monitoring Cell set up in the UGC office. The Cell is headed by a Consultant and is entrusted with the following assignments:

- To collect data from the institutions and generate information.
- To co-ordinate the organization of workshops for training of teachers, revision of syllabi etc.
- To analyze the monitoring reports which are submitted by members of the SCOVE after their visits to institutions and give suggestions.
- Such items concerning monitoring of the scheme as are considered appropriate.

The UGC has Panels of experts to advise it on measures to enhance the quality of teaching and research in various subjects, to prepare status reports regarding research and teaching facilities available in the universities, to indicate thrust areas, and to advise the UGC on other relevant matters. The recommendations of these Panels contribute to updating or modernizing courses and introducing new dimensions in teaching and research.

There are 28 Subject Panels in various disciplines of Science, Humanities and Social Sciences.

The Subject Panels were requested to give priority to revision of the NET Examination syllabus, preparation of database of experts and convening of regional workshops with members of the Board of Studies.

All the Subject Panels have completed the task of updating the UGC-NET examination syllabus and data base of experts.

The matter of curriculum development and up-dation of the syllabi was discussed with the Convenors of the Panels. It was resolved that the Convenor should now prepare and update the syllabi in various disciplines at the earliest. The matter is under consideration of the Commission.

5.3 Subject Panels



5.4 Special Assistance Programme (SAP)

A grant of Rs. 4.67 lakhs was released during the year 1999-2000, for the work of the Subject Panels.

University Grants Commission introduced the Scheme of Special Assistance Programme (SAP) in the year 1963 on the recommendation of the Education Commission and in consultation with the universities. The objective of the scheme was to develop selected university departments, which had already shown potential in teaching and research for advance academic work, to the level of Centres of Excellence in the identified thrust areas. The scheme was intended to encourage team work and to accelerate the realisation of international standards in specific fields. All the departments inducted for support under Special Assistance Programme at the outset were given the status of Centre of Advanced Studies (CAS).

With the purpose of creating feeder departments for CAS, second and third level of support were also extended later on to selected departments which had potential for future growth in terms of good quality research. Thus, the scheme of Department of Special Assistance (DSA) and Departmental Research Support (DRS) were initiated during 1972 and 1977 respectively. The basic difference between DSA and DRS was meant to encourage a group of researchers working in allied fields whereas DSA was aimed at nurturing specific and identified areas. Thus, the three Schemes i.e. CAS, DSA and DRS are collectively known as the Special Assistance Programme (SAP).

Under Special Assistance Programme, assistance is provided to the university departments in Science, Engineering and Technology, Humanities and Social Sciences. Assistance includes essential manpower, books and journals, equipment, seminar, conferences, visiting fellows, publication and renovation/alteration/up-gradation of existing building. All grants under SAP are on cent per cent basis. The level of assistance under SAP at various levels as revised during Ninth Plan is given below:

Financial Assistance Under SAP at Various Levels

(Rs. in lakhs)

Programme Status	Science, Engg. & Technology Departments	Financial Assistance Maths. & Statistics Deptts	Humanities & Social Sciences Departments with Equipment	Humanities & Social Sciences Departments without equipment	Total
SAP/CAS	85	60	60	42	247
SAP/DSA	70	50	50	35	205
SAP/DRS	50	38	38	25	151
Total	205	148	148	102	603

UGC also gives additional grant to the SAP supported departments for the following purposes subject to availability of funds under the programme:

- To conduct Summer Institute of 3-4 weeks duration for teachers of neighbouring universities and colleges with the pattern of expenditure as applicable to the Refresher Courses in the Academic Staff College Programme of the UGC.
- A six-week attachment programme for four meritorious students from neighbouring universities to provide them research experience.
- To collaborate with an identified university department or research institute in a foreign country.
- Matching grant up to a maximum of Rs. 7.00 lakhs, as a one time additional grant on merit if the SAP supported department is able to obtain funds from non-UGC sources including industries, foreign/state collaborative or sponsored projects for generating resources of more than Rs. 50.00 lakhs in the five year period. This money shall be used only for equipment and other facilities not available in the department.

The UGC provided financial assistance to the Science, Engineering/Technology and Humanities/Social Sciences departments to the tune of Rs. 1416.77 lakhs, Rs. 561.36 lakhs and Rs. 672.85 lakhs respectively during the year 1999-2000.



The total number of departments supported at different levels during the year 1999-2000 is as given below:

Number of Departments Supported Under SAP : 1999-2000

	Humanities and Social Sciences Departments	Science Engineering and Technology Departments	Total
CAS	13	39	52
DSA	86	108	194
DRS	53	73	126
Total	152	220	372

In 1998-99, there were 387 departments in all the subjects taken together and the total number of departments decreased to 372 in 1999-2000. The reason for decrease/increase in the number of departments at various levels of assistance lies in induction of new departments, upgradation to the next higher level and their down-gradation on the basis of the recommendations of the expert committee after the review/assessment of the performance of the concerned departments. As many as 69 departments were reviewed during the year under report. 15 departments were discontinued, 2 departments were upgraded from DRS to DSA and one department is upgraded from DSA to CAS and one department downgraded from CAS to DSA after review of the performance of these departments by the expert committees. Rest of the departments were continued at the same level.

The first induction of a new department under SAP is at the level of DRS. Whenever new proposals are invited/received, these are scrutinized with the help of expert committees. Thereafter, expert committees visit these short-listed departments for on the spot in depth discussions with the faculty members, research scholars, students and the Vice-Chancellor of the University. The Committees try to find out whether the department has got the potential to come up as a Centre of Excellence in due course of time.

The Commission, after being examined by the Standing Committee, considers recommendations of these committees.

It was decided by the Commission in the year 1998-99 that financial assistance to any department under the Special Assistance Programme (SAP) will be provided upto a maximum period of 15 years only with the objective to phase out old departments to encourage them to find out alternative sources of funding or to generate resources on their own and also to induct new departments under the Programme. The cut off date for implementing this provision was fixed for 31st March, 2002 i.e., the end of Ninth Plan period. Accordingly, all the universities/institutes concerned were informed.

However, the withdrawal or phasing out of UGC assistance from SAP had created an alarming uncertainty for the genuine researchers in the university system to continue the research activities and achievements that have been made so far and its future. In this connection, the UGC, received a number of requests from eminent researchers in the universities. They opined that the SAP may not be stopped to universities already completed 15 years, but rigorous evaluation needs to be done. Merit coupled with genuineness, should be the consideration for continuing of quality programme (SAP).

In view of the uncertainty created in the minds of the genuine researchers and other academic community in the university system, the Commission reviewed its decision taken in the year 1998-99 and decided that the assistance to Special Assistance Programme (SAP) shall continue even after completion of 15 years of the programme with the condition that rigorous evaluation may be done and the merit and genuineness may be the only criteria for continuation of SAP in a department after 15 years. The revised decision of the Commission was conveyed to the universities/departments/institutes concerned.

For rigorous evaluation purpose, the Commission has approved the Report/Evaluation Format with specific questionnaire relevant for rigorous evaluation of the performance and achievements



made by a department during the duration approved for implementation of the programme. As a result of rigorous evaluation through expert committees a number of SAP departments were discontinued support during the year 1999-2000.

The University Grants Commission has received new proposals from the universities/institutes for induction under SAP. These proposals will be considered by different subject expert committees for financial support during the year 2000-2001. However, the number of departments to be inducted and supported on merit will be decided on the basis of infrastructure available with the department and potential of faculty members and the funds available with the UGC under the Special Assistance programme (SAP) during the year 2000-2001.

5.5 Strengthening of Infrastructure for Science and Technology (SIST)

Under the scheme, the Commission provides assistance to selected science and technology departments in the Universities for acquiring highly sophisticated and expensive equipment to enable them to become internationally competitive in key areas of post-graduate teaching and research. Such departments are selected through stringent norms, determined by the Standing Committee. Those departments which have completed at least one term (5 years) at the minimum level of DRS under SAP programme, and have been reviewed with good report for further continuation, are eligible to submit proposal for SIST support as and when it is invited by the UGC. For final selection, advice is sought from expert groups in the concerned areas. Assistance under the programme is being provided as a one-time input on cent per cent basis.

Regular monitoring and evaluation are an integral part of the scheme. The evaluation relates to variables such as research quality and output, scientific human resource development through training, innovations made in teaching methodology, updating of curriculum and the removal of bottlenecks, if any, in the smooth implementation of the programme.

The COSIST supported departments have been given functional autonomy. It is mandatory for the department to have an Advisory Committee as an in-built mechanism for the annual monitoring of the programme. The Advisory Committee should include, among other members, two/three outside experts nominated by the UGC. For better Coordination and optimum use of funds to implement both the programmes, where approved, the Advisory Committee of SAP may also work for COSIST programme as Joint Advisory Committee.

Since a major portion of the support is for the acquisition of sophisticated equipment, these departments are also provided funds to the extent of five per cent of the cost of equipment for maintenance, upgradation, modernization, accessories and spare parts of equipment. Assistance for maintenance is provided only if the work is given on rate contract basis. Assistance is also provided for Summer Institutes, Post-Graduate students attachment and collaboration with Universities abroad.

A country-wide evaluation of the programme indicated that it has been widely lauded and appreciated by the Scientific community for generating enthusiasm and competitive spirit, both among teachers and students. Besides, the infrastructural facilities acquired by the department through this programme have attracted additional funds even from abroad. Mid-term monitoring and final assessment of the performance of these departments was done with the help of Visiting Committees also through a Group monitoring at a nodal university, decided by the UGC.

During 1999-2000, 16 new departments were identified for support under the SIST programme, thus raising the total number of such selected departments to 195 as on 31.3.2000. The Commission has sanctioned a total grant of Rs. 851.90 lakhs for the new and on-going activities of these Departments during 1999-2000.

The Standing Committees constituted for SAP, SIST and Innovative Programmes will help the UGC to deal with the SIST programme in the areas of Science (Physical and Bio-sciences), Engineering and Technology regarding formulation of policies and plan, coordination, monitoring and evaluation of the programme and scrutinizing the new proposals for further consideration of the Commission for financial support. The normal duration of the Standing Committee will be for three years.



The financial limit for a selected department (only in Science, Engineering & Technology) for support under the SIST programme during the Ninth Plan is Rs. 85.00 lakhs for a duration of five years (one term only).

5.6
University
Science
Instrumentation
Centres (USICs)

For optimum utilization of sophisticated instruments in teaching and research, the UGC has introduced the concept of common pool by establishing USICs. These centres are meant to take care of all aspects of instrumentation of a University including the maintenance and repair of instruments and the training of human resource at different levels. As on 31.03.2000, there were 69 such centres.

UGC provides financial assistance for staff salary, equipment, workshop, contingency and holding on hundred per cent basis for a period of five years.

During the year under report, out of the budget allocation of Rs. 50.00 lakhs, an amount of Rs. 38.11 lakhs was released.

5.7
Examination
Reforms

During the Ninth Plan, the UGC proposed to give incentives to the Universities for academic improvements such as examination reforms, adoption of the reports of the curriculum development centres, implementation of Academic calendar, etc.

On the subject of examination reforms, the UGC has been emphasizing the implementation of various measures of examination reforms such as continuous internal evaluation, development of question banks, grading system, semester system, redesigning of syllabi and question papers, and the conduct of examination with a view to improving the reliability, validity and objectivity of evaluation and bring about a closer integration of teaching, learning and evaluation.

5.8
College Science
Improvement
Programme
(COSIP) and
College
Humanities and
Social Science
Improvement
Programme
(COHSSIP)

While approving the continuation of the programmes of COSIP and COHSSIP, a budget of Rs. 300.000 lakhs was allocated for the year 1999-2000 by the UGC. Under the programme, the Commission provides the financial assistance to the extent of Rs. 2.00 lakhs and Rs. 1.00 lakh for one hundred colleges each under COSIP and COHSSIP programmes respectively.

During the year 1999-2000, an amount of Rs. 197.40 lakhs was approved for 99 colleges under COSIP and 98 colleges under COHSSIP. Out of this, an amount of Rs. 32.40 lakhs was released to 54 colleges by the UGC (HQ) and Rs. 12.33 lakhs (Rs. 8.33 lakhs under COSIP & Rs. 4.00 lakhs under COHSSIP) was released under the programme by the UGC North-Eastern Regional Office, Guwahati.



6 DEVELOPMENT OF HUMAN RESOURCE FOR TEACHING AND RESEARCH

6.1 National Education Testing for Research and Teaching

The UGC conducts a national level test for lectureship eligibility and Junior Research Fellowships to ensure minimum standards for the entrants in the teaching profession and research in Humanities (including languages), Social Sciences, Computer Application and Electronic Sciences. The test for other Science subjects is conducted by the CSIR jointly with the UGC. The tests are conducted twice in a year generally in the month of June and December. For candidates who desire to pursue research, the Junior Research Fellowship (JRF) is available for five years. The UGC has allocated a number of fellowships to the Universities for the candidates who qualify the tests for JRF.

For JRF award, the test is being conducted since 1984 and for eligibility for lectureship since 1989 (as per the Government of India notification dated 22nd July, 1988). Tests for subjects falling under the Engineering Sciences were conducted from December, 1990 to June, 1995 in the joint UGC-CSIR NET Exam for Junior Research Fellowships.

Category-wise and gender-wise number of candidates appeared and qualified in UGC-NET Examination for the last three tests for JRF and lectureship eligibility respectively are given in the Tables 6.1 & 6.2. Table 6.3 shows the number of candidates qualified in JRF through Joint UGC-CSIR NET Exam.

Table 6.1: Junior Research Fellowship Results

Net Exam.	General Candidates*			Sc/St Candidates			Total No. of Candidates		
	Appeared	Qualified	%Qualified	Appeared	Qualified	%Qualified	Appeared	Qualified	%Qualified
Dec., 98	T 22,746	270	1.19	4,082	86	2.11	26,828	356	1.33
	W 11,225 (49.35%)	121 (44.81%)	1.08	1,120 (27.44)	21 (24.42%)	1.88	12,345 (46.02%)	142 (39.89%)	1.15
	M 11,323 (49.78%)	149 (55.19%)	1.32	2,962 (72.56%)	65 (75.58%)	2.19	14,285 (53.25)	214 (60.11%)	1.50
	X 198	-	-	-	-	-	198	-	-
June, 99	T 20,858	273	1.31	5,749	81	1.41	26,607	354	1.33
	W 10,974 (52.61%)	146 (53.48%)	1.33	1,498 (26.06%)	19 (23.46%)	1.27	12,472 (46.87%)	165 (46.61)	1.32
	M 9,824 (47.10%)	127 (46.52%)	1.29	4,251 (73.94%)	62 (76.54%)	1.46	14,075 (52.90%)	189 (53.39%)	1.34
	X 60	-	-	-	-	-	60	-	-
Dec. 99	T 26,953	269	1.00	7,515	78	1.04	34,468	347	1.01
	W 13,727 (50.93%)	138 (51.30%)	1.01	2,089 (27.80%)	21 (26.92%)	1.01	15,816 (45.89%)	159 (45.82%)	1.01
	M 13,129 (48.71%)	131 (48.70%)	1.00	5,426 (72.20%)	57 (73.08%)	1.05	18,555 (53.83%)	188 (54.18%)	1.01
	X 97	-	-	-	-	-	97	-	-

T-Total W- Women M- Men X- Gender not available* Includes OBC



Table 6.2: Results for Lecturership Eligibility

Net Exam.	General Candidates*			Sc/St Candidates			Total No. of Candidates		
	Appeared	Qualified	%Qualified	Appeared	Qualified	%Qualified	Appeared	Qualified	%Qualified
Dec., 98	T 34,955	3,144	8.99	5,916	907	15.33	40,871	4,051	9.91
	W 17,354 (49.65%)	1,585 (50.41%)	9.13	1,701 (28.75%)	239 (26.35%)	14.05	19,055 (46.62%)	1,824 (45.03%)	9.57
	M 17,403 (49.79%)	1,559 (49.59%)	8.96	4,215 (71.25%)	668 (73.65%)	15.85	21,618 (52.89%)	2,227 (54.97%)	10.30
	X 198	-	-	-	-	-	198	-	-
June, 99	T 33,686	3,265	9.69	8,975	1,077	12.00	42,661	4,342	10.18
	W 17,742 (52.67%)	1,712 (52.43%)	9.65	2,485 (27.69%)	319 (29.62%)	12.84	20,227 (47.41%)	2,031 (46.78%)	10.04
	M 15,884 (47.15%)	1,552 (47.53%)	9.77	6,490 (71.31%)	758 (70.38%)	11.68	22,374 (52.45%)	2,310 (53.20%)	10.32
	X 60	-	-	-	-	-	-	-	-
	T 43,898	5,005	11.40	12,130	1,882	15.52	6,887	12.29	
	W 22,499 (51.25%)	2,591 (51.77%)	11.52	3,616 (29.81%)	588 (31.24%)	16.26	26,115 (46.16%)	3,179	12.17
	M 21,302 (48.53%)	2,402 (47.99%)	11.28	8,514 (70.19%)	1,294 (68.76%)	15.20	29,816 (53.22%)	3,696 (53.67%)	12.40
	X 97	-	-	-	-	-	-	-	-

T-Total W-Women M-Men X-Gender not available *-includes OBC ** includes candidates pertaining to JRF

Table 6.3: Joint CSIR-UGC NET Examination (For Science subjects only)

Exams.	Number of Candidates Qualified			
	UGC JRF	CSIR JRF	Total JRF	Lecturership (including JRF)
Dec., 98	135	400	535	1005
June, 99	150	450	600	1147
Dec., 99	150	511	661	1511

State Level Eligibility Test (SLET)

The University Grants Commission agreed to provide accreditation to various state agencies to conduct State Level Eligibility Test (SLET) for eligibility to lecturership. Candidates who qualify SLET are also eligible for lecturership all over India. It is introduced basically to facilitate candidates to appear in the subject concerned in their regional languages. States of Karnataka and Maharashtra are accredited upto 2001. States of Andhra Pradesh, Himachal Pradesh, Kerala, Rajasthan, Tamil Nadu and West Bengal, were accredited upto 1999 and further accreditation of these states is under review. Jammu and Kashmir and Madhya Pradesh were initially accredited for one examination. Accreditation for Jammu & Kashmir has been permitted for one more examination in the year 2000 and of Madhya Pradesh is under consideration.

During 1999-2000, an expenditure of Rs. 208.29 lakhs was incurred for conduction of these national/state level examination.



6.2
Major and Minor
Research
Projects for
Teachers in
Science,
Engineering and
Technology,
Humanities,
Social Science

In its endeavour to promote research, the UGC provides financial assistance to permanent/regular, working/retired teachers in the Universities and Colleges (under Section 2(f) and 12(B) of the UGC Act, 1956) to enable them to take up work on intensive and in-depth studies in specific subject areas. Research Project may be undertaken by an individual teacher or a group of teachers or by department as a whole. Priority is given to inter-disciplinary research and inter-institutional collaborative research.

The quantum of assistance is a maximum of Rs. 7.00 lakhs and Rs. 0.50 lakh per project for Major and Minor research project, respectively. The assistance provided for a Major project includes funding for Equipment, Books and Journals, Contingencies, Travel & Field Work, Chemicals, Appointment of Research Associate, Project Associate, Project Fellow, Hiring Technical Services, Computation, Chemicals and other items needed for the project. In the case of Minor projects funding for appointment of project staff is not provided. Major research project can also be undertaken by a retired teacher upto the age of 70. An expert committee constituted by the Commission evaluates the proposals received and the applicants themselves present their proposals before the Committee.

The duration of a Major and Minor project is normally three and two years respectively without any extension.

Annual progress reports are evaluated by a Committee of experts and continuance of the project is decided by the Commission based on the observations and recommendations of the experts.

The number of projects approved by the UGC and grants released by it during the year under report are as detailed in Table 6.4.

Table 6.4: Major and Minor Research Projects: 1999-2000

Major Research Projects				(Rs. in lakhs)
S.No.	Faculty	No. of Projects Approved during 1999-2000	Grants Released	No. of Female Principal Investigators
1.	Humanities, Social Sciences & Languages	138	376.26	33
2.	Science	NIL	405.16	-
3.	Engg. & Technology	NIL	55.06	-
Total		138	836.48*	33

Minor Research Projects**			
S.No.	Faculty	No. of Projects Approved during 1999-2000	Grants Released
1.	Humanities, Social Science, Languages & Science	1659	399.22
Total		1659	399.22

* This includes grants for few ongoing and old projects.

** Including the projects approved and grants released by the UGC Regional Offices.

6.3
Teacher
Fellowships

The Commission provides assistance for the award of teacher fellowships for doing M.Phil or completing Ph.D to the teachers of those colleges, which are eligible for assistance under normal development schemes during the Ninth Plan period. The scheme is decentralized and implemented by the Regional Offices of the UGC. If the college does not utilize the fellowship, the UGC may transfer the lapsed period of months/years to the colleges, which make a request for additional fellowships. A total of 15 per cent and 7.5 per cent fellowships are reserved for SC and ST candidates,



respectively. If there are not sufficient candidates in the college, the fellowships will be allocated where candidates are available. Eligibility conditions for the fellowships are spelt out below:

- The teacher should be permanent/confirmed (or have been appointed on a regular basis in the case of Government Colleges).
- The teacher should not be more than 45 years of age (relaxable by 5 years in the case of women teachers and teachers belonging to SC/ST category) on the date of application.
- The teacher appointed up to 1986 should have at least a second class Master's degree with a minimum of 50% of the marks (45% for SC/ST Teachers) and, in the case of teachers appointed after 1986, should have at least 55% marks (50% in case of SC/ST teachers) at Master's level or equivalent in the seven point grading scale with letter grades, O, A, B, C, D, E and F.
- The teacher should have had at least three years of teaching experience on the date of submission of application for the award.
- The teacher, who has not been once awarded any teacher fellowship from the UGC or any other agency, may be given preference over others.

6.4 Travel Grants for Attending International Conferences

The University Grants Commission has been providing financial assistance to College teachers, UGC awarded Research Associates, Vice-Chancellors and Commission Members for presenting research papers in International Conferences abroad. For college teachers and Research Associates, assistance is limited to fifty per cent of the admissible expenditure and for Vice-Chancellor and Commission Members, it is on cent per cent basis. From the year 1999, the teachers of the Institutions of National Importance have been brought under this scheme. During the year 1999-2000, the proposals of 129 College teachers, one Research Associate and four Vice-Chancellors were approved. Out of the budget allocation of Rs. 75.00 lakhs for the year, an amount of Rs. 56.27 lakhs was released.

6.5 Seminars and Conferences

The University Grants Commission has been providing financial assistance for universities and for post-graduate colleges for organizing programmes such as Seminars, Symposia and Conferences at both national and international level. The quantum of assistance provided under the scheme is as under:

Seminar	Rs. 0.50 lakh
State level Conference	Rs. 0.65 lakh
National level Conference	Rs. 0.75 lakh
International level Conference	Rs. 1.50 lakhs

During 1999-2000, the UGC (HQ) paid Rs. 11.55 lakhs to five universities, Rs. 3.40 lakhs to nine post-graduate colleges and Rs. 6.03 lakhs to National Institute of Educational, Planning and Administration (NIEPA) for organizing various seminars and conferences. The UGC Regional Offices released an amount of Rs. 189.06 lakhs for 513 approved programmes.

Universities, under the scheme of unassigned grants, also organize similar programmes. The Commission also provides TA/DA to university/college teachers for participating in similar programmes organized by non-university institutions like NIEPA.

6.6 Research Fellowships in Engineering and Technology

The UGC awards 50 research fellowships every year in Engineering and Technology, including Agricultural Engineering to undertake advanced study and for research leading to Ph.D. The minimum qualification is a Master's degree in Engineering/Technology/Pharmacy with 55 per cent of marks. Neither a BE/B.Tech degree nor passing the Graduate Aptitude Test for Engineering (GATE) is a mandatory condition for getting the fellowship.

The age limit for the award is 40 years relaxable by 5 years for women candidates. The selection of 27 Junior Research Fellowships (Male-25, Female-2) was made during 1998-99. During 1999-2000, a grant amounting to Rs. 31.72 lakhs was released under the scheme.

The selection for fellowships for the year 1999-2000 is under process.



6.7
Junior Research
Fellowships
(JRF) and
Research
Associateships
(RA) for Foreign

The aim of the scheme is to provide an opportunity to Foreign Students and Teachers from the developing countries of Asia/Africa and Latin America and to undertake advanced study and Research in Science and Humanities and Social Sciences in Indian Universities. Under the scheme, 20 Junior Research Fellowships and 7 Research Associateships are to be selected.

Junior Research Fellowships

Junior Research Fellowships are open to persons preferably below the age of 35 (40 years for women) years who have either at least a high class Master Degree with a Second Class Bachelor's Degree or at least Second Class Master's Degree with First Class Bachelor's Degree.

The value of JRF for the first two years is Rs. 5,000/- p.m. and Rs. 5,600/- p.m. for subsequent years with an annual contingent grant of Rs. 5,000/- p.a. for scholars in Humanities and Social Sciences and Rs. 7,500/- p.a. for Science scholars. There will be no change in annual contingent grant on upgradation from Junior Research Fellowship to Senior Research Fellowship level. The initial tenure of the award is four years (including M.Phil. period, if any). After two years of the tenure, the university concerned may assess the performance of Junior Research Fellows for upgradation to Senior Research Fellows. At the end of four years, further assessment is done by the university, and if found satisfactory, further extension of one more year may be granted. The award could be withdrawn at any time if the work is considered unsatisfactory.

Research Associateships

Research Associateships are intended for research workers and teachers preferably below the age of 45 years as on 1st July of the year of Awards (55 years in case of women candidates) who have obtained a doctorate degree, have published research work to their credit and have already shown evidence of independent research work.

The applications are invited annually from Embassies and Universities through circulars. The Commission makes the selection in both cases (Junior Research Fellowship and Senior Research Fellowship) on the recommendation of the Selection Committee specially constituted for the purpose.

During 1999-2000, the Commission has provided 20 Junior Research Fellowships (Male-15, Female-5) and 5 Research Associateships (Male-4, Female-1) to the foreign students and paid Rs. 26.63 lakhs to the universities/institutions.

The selection for the year 2000-2001 is under process.


6.8
Award of Junior
Research
Fellowships in
Science,
Humanities and
Social Sciences

The objective of the scheme is to provide opportunities to the scholars to undertake advance studies in research leading to the M.Phil. or Ph.D. degrees in Science, Humanities and Social Sciences including languages. The Junior Research Fellowships are open only to those who qualify the UGC and UGC/CSIR joint National Eligibility Test. These are qualifying tests only and do not bestow a fellowship upon the candidate. Various universities will make selection of Junior Research Fellowships.

Under the scheme, the fellow is to do full time research work. The fellowship is tenable for a period of four years initially. It is extendable by another one year with prior approval of the Commission under special circumstances. Thus, the maximum period of fellowship available including M.Phil. period is for 5 years, wherever provided or approved by the Commission.

The value of Junior Research Fellowship for the first two years is Rs. 5,000/- p.m. and Rs. 5,600/- p.m. for subsequent years with an annual contingent grant of Rs. 5,000/- p.a. for scholars in Humanities and Social Sciences and Rs. 7,500/- p.a. for Science scholars. There will be no change in annual contingent grant on upgradation from Junior Research Fellowship to Senior Research Fellowship level. On completion of four years, the work done by fellows will be assessed by a three-member committee for the purpose of getting extension for fifth year. In case the work is not found satisfactory, the award will be withdrawn.

An amount of Rs. 22 crores was released to universities/colleges during the year 1999-2000.



The University Grants Commission, with the help of an endowment of Rs. 5 lakhs made by Swami Pranavananda Saraswati, Director, Yoga Societies in America, has instituted the following awards of the value of Rs. 10,000/- each to be awarded every year from 1985 onwards for outstanding scholarly/scientific work which has made important contributions to human knowledge and which has thrown light on the problems in a new manner:

- Swami Pranavananda Award in Education
- Swami Pranavananda Award in Sociology
- Swami Pranavananda Award in Economics
- Swami Pranavananda Award in Political Science
- Swami Pranavananda Award in Environmental Science and Ecology

Also the University Grants Commission, with the help of an endowment made by Hari Om Ashram Trust, Nadiad, has constituted the following awards of the value of Rs. 10,000/- each to be awarded every year to outstanding scientists from 1974 onwards.

- The Jagdish Chandra Bose Award for Research in Life Sciences
- The Sir C.V. Raman Award for Research in Physical Sciences
- The Meghnad Saha Award for Research in Theoretical Sciences
- The Homi J. Bhabha Award for Research in Applied Sciences
- Award to outstanding Scientists/Social Scientists in the field of interaction between Science and Society

The announcement for these awards for the year 1998-99 is under process.



The Research Scientists Scheme was originally initiated in 1983 to check the brain drain, to attract the meritorious scientists of Indian origin who may be working abroad and to build a cadre of Research Scientists in Indian Universities by providing opportunities to persons with outstanding merit, in order to promote high quality research in Science, Engineering/Technology, Humanities and Social Sciences including languages. These awards of Research Scientists were meant for candidates possessing a Ph.D. Degree and having an outstanding academic/research career. Under the scheme, 200 awards were made available at any given time. The awards were categorized as 'A', 'B' and 'C' considered equal to Lecturer, Reader and Professor of the universities respectively for the purpose of salary only. The award was for a tenure of five years on contract basis and the awardees were treated as temporary teachers in the University appointed on a long term basis.

The performance of the Research Scientists (under Pre-revised Scheme) is to be assessed by a Review Committee, constituted by the Commission for this purpose. The review is done twice:

- Mid-Term Review – i.e. within 2-3 initial years of the tenure and
- Final Review – i.e., before the completion of the tenure of 5 years.

The upgradation of the level/continuation in the same level/reversion or even termination of the award is based on the recommendations of the Review Committee. Following a modification now, the Research Scientists may be allowed to continue upto the age of superannuation until their performance is not found "unsatisfactory" by the Review Committee or he/she is not terminated by the concerned university on gross misconduct. Now, the age of superannuation of the Research Scientists is treated at par with the age of superannuation of the teachers of the University/Institute/College where the Research Scientist is working. The Research Scientist is at liberty to change his/her University/Institute/College but with the prior approval of the UGC. The Research Scientists working under the pre-revised scheme and also keeping lien with his/her parent institution have been directed either to break the lien or surrender the Research Scientist Award. The salary of Research Scientist in accordance with the recommendation of the Fifth Pay Commission is as under:

**Revised Scales of Pay of Research Scientists**

Sl.No.	Category	Existing Scales	Revised Scales (W.E.F. 1.1.96)
1.	Research Scientist 'A'	2200-75-2800-100-4000	8000-275-13500
2.	Research Scientist** 'B'	3700-125-4950-150- 5700	12000-420-18300
3.	Research Scientist 'C'	4500-150-5700-200-7300	16400-450-20900-500-22400

(** The pay of Research Scientist 'B' with five years continuous working at this level will not be fixed at Rs. 14,940/-)

As on 31st March, 2000, there were 93 Research Scientists (M-50+F-43) working under the pre-revised Scheme. The scheme was discontinued and a new revised scheme named as "Research Scientistship" was initiated in the year 1993, which was also discontinued during Ninth Plan. Under this revised scheme, the award was strictly for a period of five years and was non-extendable.

Grant amounting to Rs. 312.56 lakhs was paid under both the schemes during 1999-2000.

At present, these schemes are not functional.

**6.11
Research
Awards**

A new Scheme entitled 'Research Awards' was started in 1997-98 under Ninth Plan. After merging earlier two schemes namely, National Fellowship and Career Award, this scheme came into existence. The objective of the Research Awards Scheme is to provide an opportunity to the teachers, who are Ph.D. holders and working on permanent basis, to pursue research in the area of their specialization without having to undertake full teaching responsibilities. The Research Awards are given at three levels viz., Lecturers, Readers and Professors, for a period of three years. The total allocation for the Scheme is proportionately divided as 50 per cent for Lecturers/Sr. Lecturers, 30 per cent for Readers/Selection Grade Lecturers and 20 per cent for Professors.

Selections under this Scheme have since been made for the year 1999-2002. As many as 102 candidates (91 males and 11 females) were selected for the award. The awardees were supposed to join their research place within a period of three months from the date of issue of the award letter. Admissible research grant is Rs. 3.00 lakhs in the case of Science/Engineering & Technology and Rs. 1.50 lakhs in the case of Humanities and Social Sciences including languages.

During 1999-2000, grant amounting to Rs. 398.02 lakhs was released towards the scheme of Research Awards and arrears of salaries of Career Awardees on account of Fifth Pay Commission's recommendations.

Next selection under this scheme is under process.

**6.12
Visiting
Associateships**

Under the Scheme, outstanding teachers in the universities and colleges get an opportunity to visit institutions of advanced study and research centres for a short period with a view to keeping themselves abreast of the latest developments in their areas of interest. There are hundred slots available under the scheme every year.

The term of the Associateship is two years during which the candidate has to spend not less than sixty days (spread over two to three spells) in the host institution. The Commission pays the actual cost of travel to the awardee from the parent institution to the host institution. Air fare is not permissible. In addition, the awardee is paid an allowance of Rs. 100/- per day (for Readers and Professors) and Rs. 75/- per day (for Lecturers). The ceiling of assistance is Rs. 15,000/- p.a. in the case of Lecturers and Rs. 25,000/- p.a. for Readers and Professors.

As on 31.03.2000, 49 (Female-3, Male-46) awardees were working under the scheme and a sum of Rs. 10,325/- was released during 1999-2000. Applications were invited as per revised guidelines for the Ninth Plan and the constitution of the Selection Committee is under consideration of the Commission.



6.13 Emeritus Fellowships

The Scheme of Emeritus Fellowship was initiated in 1983. Under the Scheme, Emeritus Fellowship is awarded to highly qualified and experienced superannuated teachers in the Universities and Colleges/Institutions approved under Section 2(f) and 12(B) of the UGC Act and who have been actively engaged in research and teaching enabling them to pursue active research in their respective fields of specialization. Under the revised guidelines for Ninth Plan, the fellowship is for two years or till the awardee attains the age of 70 years, whichever is earlier. No extension of tenure beyond two years is granted by any circumstances. Abroad travel is not permissible under the Scheme. Number of slots under this Scheme is hundred at any given time. As on 31.03.2000, there were hundred Emeritus Fellows (Male-96 and Female-4).

The awardee is provided with a fellowship amount of Rs. 10,000/- p.m. and a non-lapsable contingent grant of Rs. 20,000/- p.a. besides the usual benefits of superannuation. An amount of Rs. 140.12 lakhs was paid towards these awards during the year 1999-2000.

This is a continuous process and applications may be submitted at any time during the year. The Fellowship is awarded on the availability of slot.

6.14 Visiting Professors/ Fellows

The UGC provides assistance to Universities for the appointment of Visiting Professors/Fellows, to whom payment is made by way of an honorarium/DA. Under the revised guidelines of the scheme for implementation during the Ninth Plan Period, a Visiting Professor is provided an honorarium not exceeding Rs. 8,000/- p.m. Excluding any superannuation benefits, a fellow is paid daily allowance not exceeding Rs. 300/-. A person appointed as Visiting Professor from outside the country may be paid an honorarium of upto Rs. 9,000/- p.m. The quantum of UGC assistance to each University for this purpose is as given below:

Assistance to Universities for Appointment of Visiting Professors/Fellows

S. No.	Ninth Plan allocation for general development to the University	Quantum of UGC support that will be available for Visiting Professor/Visiting Fellow Scheme during Ninth Plan
1.	Upto Rs. 199 lakhs	Rs. 6.00 lakhs
2.	Between Rs. 101 lakhs and Rs. 200 lakhs	Rs. 8.00 lakhs
3.	Above Rs. 200 lakhs	Rs. 10.00 lakhs

During the year 1999-2000, an amount of Rs. 250.24 lakhs was provided under the scheme to various Universities.

6.15 Unassigned Grants

The Commission provides assistance under the scheme of Unassigned Grants to teachers for participating in conferences (in India and abroad), for holding seminars and symposia, publication of research work and minor research projects in the Universities during the Ninth Plan Period. The Commission has rationalized the guidelines of the scheme and updated provisions relating to the size of Unassigned Grants, ceilings of expenses, rates and procedure as set forth below:

The various components of the revised scheme are as under:

- | | |
|--|------------------------|
| A. Travel Grant | Upto 30% of Allocation |
| B. Seminar/Symposia etc. | Upto 20% of Allocation |
| C. Publication Grants to Universities | Upto 30% of Allocation |
| D. Support for Minor Research Projects | Upto 20% of Allocation |

The percentage of allocation of grant on item A to D may be relaxed upto 20% of the total grant with the prior approval of the Vice-Chancellor after recording reasons in writing.

The quantum of financial assistance, payable to the Universities, will be on the basis of the following criteria:



(Rs. in lakhs)

Faculty Strength as on 14 th August of the Previous Year	UGC Support Per Year
Upto 50	3.00
51 to 100	5.00
101 to 300	8.00
Above 300	12.00

During the year 1999-2000, an amount of Rs. 652.27 lakhs was provided under the scheme to various State Universities and Rs. 111.29 lakhs to other than State Universities.

6.16 Promotion of Hindi Language (Rajbhasha)

The Central Government, in 1963, declared the Hindi language as the official/working language of the Union of India through Official Language Act and directed all the departments of the Central Government to set up "Rajbhasha Cell" for enhancement of Hindi in official working.

In compliance with the official language Act, the UGC initially set up a Rajbhasha Cell and it became a full-fledged Rajbhasha section in 1992. As per the policy, the main functions of the Cell are as under:

- To act as a coordinator between Universities/Colleges and Ministry of Human Resource Development.
- To create awareness for the use of Rajbhasha and to speed up the progressive compliance of Official Language Policy in official working.
- To nominate the UGC officials or to facilitate to get opportunities for different types of training programmes in Hindi.
- To conduct seminars/workshops for promotion of Hindi in official working.
- To organize programmes like Essay Competitions, Debates, Dictations, etc. for the UGC officials.
- To celebrate Hindi Diwas during Hindi Pakhwara (1st to 14th September every year).
- To introduce courses relating to Hindi in universities like Certificate in Functional Hindi, Diploma in Hindi Translation, Journalism, etc.

Upto 31.03.2000, 41 employees of the UGC were imparted training in Hindi Typing and 16 employees in Hindi Stenography.

The Cell has been bringing out quarterly journals viz. SETU and UCHCH SHIKSHA PATRIKA for the last seven years.

Against the budget allocation of Rs. 20 lakhs for the reporting year, an amount of Rs. 5.00 lakhs was released to the Banaras Hindu University for the Certificate and Diploma courses introduced relating to promotion of Hindi.

6.17 Visiting Professorships/ Fellowships to the Displaced Kashmir Migrant Teachers of Kashmir University and Its Affiliated Colleges

The UGC has created a few positions of Visiting Faculty in the Universities since 1990-91 to provide teaching/research assignments to teachers from Kashmir University and its affiliated colleges. It has been decided to continue the scheme during the Ninth Plan also or till such time as the position in the Kashmir Valley normalizes. Classified into categories 'A', 'B' and 'C', the positions carry a consolidated honorarium of Rs. 2,500/- p.m., Rs. 3,000/- p.m. and Rs. 4,500/- p.m., respectively. The Commission at its 382nd meeting held on 4th February, 1999 has decided to enhance the monthly honorarium of the displaced Migrant Teachers i.e. Rs. 3,500/- p.m., Rs. 4,000/- p.m. and Rs. 5,500/- p.m. respectively w.e.f. 1.4.1999, under the above scheme. These teachers remain entitled to draw their salaries from their Parent University or College in addition to the above honorarium.



During the year 1999-2000, grants amounting to Rs. 6.27 lakhs were released to seven Universities and two colleges as shown below:-

Grants paid to Universities/Colleges under the Special Scheme of UGC for Displaced Kashmir Migrant Teachers during 1999-2000

(Rs. in lakhs)

S.No	Name of the University/Deemed University/College	Grants Paid
1.	Punjabi University	0.30
2.	Delhi University	0.74
3.	Jamia Hamdard, New Delhi	0.86
4.	R.B.S. College, Agra	0.48
5.	National Museum Institute of Arts, Conservation and Museology, New Delhi	0.48
6.	Gurukul Kangri Vishwavidyalaya, Haridwar	1.53
7.	Jawahar Lal Nehru University, New Delhi	0.01
8.	Aligarh Muslim University, Aligarh	1.03
9.	Agra College, Agra	0.84
	Total	6.27

**6.18
Production of
University Level
Books by Indian
Authors**

The Commission has been operating this scheme since 1970-71 under which financial assistance is provided to outstanding academicians and scholars in the Universities/Colleges and other institutions of higher learning and research, for writing of high quality books, monographs and other reference materials for university and college students. The books may be written in English, Hindi or any regional language.

During the year 1999-2000, the UGC did not approve any fresh proposals as the guidelines are under review. Out of the total allocation of Rs. 10.00 lakhs, a grant of Rs. 0.60 lakh was released for the proposals approved earlier.



7 STUDIES IN EMERGING AND INTERDISCIPLINARY AREAS

7.1 Innovative Programmes

Since the beginning of the Eighth Plan, the University Grants Commission has been implementing the (i) Scheme of Courses in Emerging Areas and (ii) Innovative Programmes. While considering the various guidelines revised under Ninth Plan programme, the Commission decided to merge these two programmes. Thus, both these programmes are integrated and now named as "Innovative Programmes". This programme includes in itself various other programmes like Super Conductivity, Atmospheric Sciences, Environment, Energy, Bio-technology, Remote Sensing, Futurology, etc.

The objectives of the programme are:-


- To identify areas in various disciplines with respect to educational, national and global priorities.
- To support new ideas and innovations and support to implement them.
- To identify institutions, scholars and support them to develop specialized courses at Under-graduate and Post-graduate levels in emerging areas and to accommodate new ideas and innovative proposals to influence teaching, research, academic excellence, societal development and some relevance.
- To consider steps to encourage, promote and make use of the excellent ideas for promoting scientific and technological applications for the benefit of the society.
- To identify user departments/organizations/agencies/industries who may actively participate and take benefit of the course or programme and trained manpower and also sponsor students for the course.
- To nurture and strengthen such courses in emerging areas in the university and college at the Master's/Bachelor's level or Special paper at Master's Level.
- To provide financial support for the above purposes in bringing innovation in various disciplines and excellence in emerging areas.

The Commission has constituted Standing Committees to deal with Innovative Programmes in the disciplines of:

- i) Humanities & Social Sciences
- ii) Sciences, Engineering & Technology etc., and
- iii) Bio-Sciences & Life Sciences

A separate Standing Committee has also been constituted by the UGC to deal with the Environmental Studies Programme. Also, the Commission, in consultation with the Department of Biotechnology, has taken steps to constitute UGC - DBT Joint Standing Committee to consider proposals on Biotechnology from the Universities.

The UGC is providing financial assistance to identified and selected universities/institutions for the introduction of PG courses and special papers at PG level under the Innovative Programmes, including courses in Emerging Areas. During the financial year 1999-2000, the budget allocation of Rs. 354.07 lakhs was made available to 185 selected departments of universities.



The University Grants Commission is providing assistance to 19 centres identified as "Area Study Centres" for undertaking studies relating to problems and culture of a given area and for developing inter-disciplinary research and teaching within a comparative framework. The focus is on such countries and regions with which India has had close and direct contact.

As on March 31st, 2000, the Commission has provided assistance to the following nineteen centres in seventeen universities:

1. Banaras Hindu University – Centre for Studies on Nepal
2. Delhi University – Chinese & Japanese Studies
3. Calcutta University – Centre for South East Asian Studies
4. Mumbai University – Centre for African Studies
– Centre for Eurasian Studies
5. Madras University – Centre for South & South East Asian Studies
6. Osmania University – Centre for Urban Development & Regional Planning
7. Sri Venkateswara University – Centre for Studies on Indo-China
8. Rajasthan University – South Asia with main focus on Study of Government and Politics
9. North Bengal University – Himalayan Studies
10. Jawaharlal Nehru University – Gulf Studies, Russian Studies
11. Kashmir University – Central Asian Studies
12. Andhra University – Cooperative Possibilities in SAARC Countries
13. Goa University – Latin American Countries
14. Jamia Millia Islamia – Academy of Third World Studies
15. Jamia Hamdard – Federal Studies Centre
16. Manipur University – Manipur Studies
17. Hyderabad University – Indian Diaspora Studies

Grants to the tune of Rs. 69.74 lakhs were released during 1999-2000 under this programme (Total allocation was Rs. 1.50 crores for Area Studies Programme as well as for Cultural Exchange Programmes).



8 INTER-UNIVERSITY RESOURCES FOR PROMOTION OF QUALITY

The UGC has initiated the setting up of autonomous centres within the university system pursuant to the amendment of the UGC Act in 1984. These centres have been registered under clause 12(cc) of the UGC Act. The centres are expected to provide common facilities, services and programmes to universities since heavy investment in infrastructure and inputs have made it beyond the reach of individual universities to obtain these facilities. Also, the centres have a vital role to play in offering the highest expertise in each field to teachers and researchers across the country and providing them access to the state-of-the-art equipment and excellent library facilities.

A list of inter-university centres with their objectives is given in Table 8.1.

8.1 Inter-University Centres

Table 8.1: Inter-University Centres: 1999-2000

S.No.	Centre*	Objectives
1.	Nuclear Science Centre New Delhi - 110 067 (1984)	Nuclear Science oriented research
2.	Inter-University Centre for Astronomy and Astrophysics (IUCAA) Pune - 411 007 (1988)	State-of-the-art instrumentation for research in astronomy
3.	Inter-University Consortium for DAE Facilities Indore - 452 001 (1989)	Use of facilities of Department of Atomic Energy
4.	Information and Library Network (INFLIBNET) Ahmedabad - 380 009 (Established : 1991 Registered Society : 1996)	Networking of libraries through electronic media
5.	Consortium of Educational Communication New Delhi - 110 067 (1993)	To disseminate Countrywide Classroom programme through television
6.	National Assessment and Accreditation Council (NAAC) Bangalore - 560 010 (1994)	To assess and accredit public and private institutions of higher learning
7.	Indian Institute of Advanced Study (IIAS) Shimla (1991)	To invite teachers from universities and colleges as Associates of the Inter-University Centre and provide them with exposure to new ideas, methods and opportunities to do research

* Year of establishment in parentheses



For the above centres, the UGC paid an amount of Rs. 2582.75 lakhs, during the year under report.

BRIEF ACCOUNT OF THE ACTIVITIES OF VARIOUS CENTRES

1. Nuclear Science Centre, New Delhi

The major research areas of the centre have been Material Sciences, Nuclear Sciences and Atomic Physics, Radio-Biology and Radio-Chemistry. The user community for the pelletron facility of the centre comprised scholars from universities, colleges and other institutions including IITs.

● Pelletron Accelerator

The uptime for accelerator during operational period for the year is 98.7%. Beam species delivered during this period are Au, Ag, Cu, Ni, Fe, S, Si, O, N, C, B, Li, H, Sn and Carbon Clusters.

● Beneficiaries

The Pelletron continued to operate round the clock seven days a week serving user community encompassing 58 universities, 35 colleges and 33 other institutions. Majority of the users (>65%) continued to be in the area of materials science, 25% in nuclear physics and rest from Radiochemistry, life-sciences and allied areas. M.Sc. students acquaintance programme was used by fifteen universities. Ph.D. lecture courses were attended by students from a large number of universities.

Special workshop elaborating challenges in physics was organized for ten schools and visits are arranged for school children. College teachers and young faculty were invited to see the research possibilities.

Best thesis awards, both in Nuclear Physics and in Materials Science, awarded in DAIE Symposium held in these two areas, were awarded to students whose thesis work was done with NSC facilities. Further, Best Poster award was also won by a Research Fellow associated with NSC.

Besides the research community in educational institutions, the facilities have benefited DRDO labs in Jodhpur, CSIR labs and ISRO, Bangalore.

● Accelerator Augmentation

Superconducting Niobium resonators, the accelerating structures for the booster LINAC being constructed at Nuclear Science Centre, were fabricated at Argonne National Laboratory for one module.

The Cryogenic laboratory is now fully functional with 600W helium refrigerator, 5000W nitrogen refrigerator, helium recovery and purification system.

Major achievements during the reporting year have been the design and fabrication of:

- Multipurpose Test Cryostat
- Buncher Cryostat
- PC-based Control and Data Acquisition for NSC Resonator Tests
- Multi-harmonic Buncher
- Fast Tuner Assembly (partially fabricated)
- Single Quadruple Magnets
- Quadruple Triplet Magnets
- High Field Steerers
- Micro-steerers

● Low Energy Ion Beam Facility (LEIBF)

Low Energy Ion Beam Facility (LEIBF) is being developed which can deliver high current multiply charged positive ion beams in the energy range of few tens of KeV to MeV. This facility would open up new research areas for ion beam related experiments in materials science, surface physics and atomic physics.



● Research Facilities

- *Gamma Detector Array (GDA)*: Several major designs/innovations have been effected this year.
- *Radioactive Ion Beam Facility using HIRA*: The ingenious program of developing the first radioactive ion beam (RIB) in India using the HIRA facility has led to the production of 99% pure ^7Be beam focussed to a 2 mm spot, which is possibly the best ^7Be beam presently available anywhere in the world.
- *Materials Science Facility*: Major new additions to the materials science facility.
- Development and Testing of *in-situ* Photoluminescence (PL) and Iono-luminescence (IL) Facility in Materials Science Beam Line.
- Experimental Set-up for Dielectric Measurement.
- Development of a Large Area Detector Telescope as A Dedicated Facility at Materials Science High Vacuum Chamber.
- *In-situ* (Scanning Tunneling Microscope) STM Set-up.

Experimental Research

Nuclear Physics

The γ -spectroscopy work carried out this year took advantage of the various auxiliary triggering facilities. The role of channel coupling effects in sub-barrier fusion process has been investigated for several reactions.

The first experiment using radioactive ^7Be beam has been attempted to investigate the astrophysical S_{17} from the $^7\text{Be}(d,n)^8\text{B}$ reaction rate.

● Swift Heavy Ions in Materials Science

In-situ studies with UHV STM revealed fine surface modification by swift heavy ions. Increasing in the surface metallicity was observed due to SHI irradiation by scanning tunneling spectroscopy. On-line measurement of electronic sputtering of thin diamond like carbon films were performed.

The formation of clusters was observed in the irradiation of polymers after a fluence corresponding to the tract overlapping. Dielectric properties changes in doped and undoped organic crystals by SHI irradiation were found to be dependent on the doping of the crystals. New line in irradiated CsI was observed as seen by *in-situ* photoluminescence. Various high Tc superconductors are under investigation for the effect of different electronic energy loss deposition in these systems.

● Radiation Biology

The experiments conducted comprised of chemical dosimetry, seed irradiation, DNA damage and effects on photosynthetic apparatus.

● Device Tests for ISRO Satellite

Electronic memory chips were irradiated with 24 MeV proton with online status monitoring in order to test for Single Event Upset limits.

● Funding

The Centre's plans have been severally effected due to persistent resource crunch since 1992. Attempts were made to take cognizance of progress in science and technology during this period and fresh goals were chosen to keep the facilities world class in some focussed areas. The Centre reformulated its entire accelerator augmentation programme and projected the minimum requirement to the Planning Commission with a request for earmarked support to the UGC for the accelerator augmentation of NSC. The Planning Commission has approved earmarked funding to augment the funds allotted by UGC from their normal plan funds until the accelerator augmentation programme is completed. During this year, the UGC released Rs. 775 lakhs for non-plan, Rs. 928 lakhs for plan to the Centre, which include additional earmarked grant of Rs. 3 crores approved by the Planning Commission.

● Future Plans of Action

Superconducting niobium resonator fabrication facility initiated to circumvent problems emanated due to sanctions will be established and resonator fabrication totally indigenously will commence. Time bound programme has been made to provide some augmented particle beams into the phase II beam hall by the end of Ninth Plan period. Along with accelerator augmentation project, the Centre has formulated several major research projects through working groups involving university faculty to set up some world class research facilities in the experimental areas of Beam Hall II.

Special efforts made to optimize the impact of the Centre on the university system will be strengthened. Mini-Workshops will be organized in thrust areas to encourage group efforts and research projects in focussed areas.

A national facility for "Nuclear Structure & Reaction Dynamics' Students" is proposed which is under consideration of DST. Considering the growing community of users in the emerging area of "Swift Heavy Ions in Materials Engineering and Characterization (SHIMEC)" new initiative is taken to nucleate activities in related fields. Ion Beam based Materials Science facility is being created, with special emphasis to cluster beams and nano-science.

2. Inter-University Centre for Astronomy and Astrophysics (IUCAA), Pune

IUCAA right now has an academic staff strength of 35 members consisting of core faculty (12), postdoctorals (10) and research students (13). The research carried out by the academic staff has already established IUCAA as a centre of excellence in astronomy and astrophysics internationally. The core academic staff is ably supported by the scientific staff (19) and administrative (36). In the total IUCAA staff, thirteen members are women.

IUCAA's impact on astronomy and astrophysics programmes in the university sector is continuing to grow. The number of universities/colleges teaching astronomy and astrophysics has increased to about thirty and the number of publications in international refereed journals by the university faculty and university students is increasing. The university community involved in astronomy and astrophysics research are also participating more vigorously in the observations and instrumentation programmes conducted by IUCAA as well as other institutions. The number of IUCAA associates at present is 81 (of which 9 are women) against the projected steady state expectation of 100. IUCAA continues to have a thriving visitor's programme which allows members of astronomical community to make use of the excellent facilities which are available on its Campus. During this year, about 440 visitors came to IUCAA, of which 56 were women.

IUCAA continues to hold several workshops and schools in different areas of astronomy and astrophysics in order to educate the university community regarding the research involved in these subjects. During the financial year 1999-2000, 13 workshops were held, of which 5 were held in different university campuses outside IUCAA.

One of the major thrusts in the coming years will be the IUCAA's telescope which is a two-metre telescope intended for observations in optical and near infrared band. This will be located at a site about 80 kms. from IUCAA and is expected to be functional by next year.

Another major component of IUCAA's activities has been popularization of science since such an activity is essential to ensure a continual supply of motivated students, taking up science as their career. As a part of this programme, IUCAA has been continuing science popularization activities aimed at secondary school students and during the last year, this programme was enlarged to include lectures for the students in the Standards 11th and 12th as well. Further, a Science Park, which contains several exhibits, illustrating the different facets of science is constructed across IUCAA's main building which has been a major attraction for the public and students. IUCAA hopes to add more exhibits in the coming years, bringing the total to around thirty.

During the year under report, the UGC released grants to the tune of Rs. 427.20 lakhs under plan and Rs. 370.00 lakhs under non-plan to the Centre.



3. Inter-University Consortium for DAE Facilities, Indore

Inter-University Consortium for Department of Atomic Energy Facilities (IUC-DAEF) continued to make progress towards its goal of facilitating university scientists in utilizing major facilities of the Centre. At the end of the reporting year, there are 36 ongoing Collaborative Research Schemes (CRS) from various universities dealing with the use of Dhurva Reactor, 9 new projects sanctioned during the year. At Calcutta Centre, 17 CRS on Variable energy cyclotron, 4 CRS for utilization of IUC-CD facilities, 16 CRS on 3 MV pelletron at IOP, Bhubaneswar are going on. At present, 8 CRS are being supported by IUC-DAEF at the particle irradiation facility of Materials Science Division, IGCAR, Kalpakkam.

Some new facilities like High temperature furnace capable of going upto 1700°C, automation of the shutter movement of UHV deposition system levitation coil for melting of metals, some x-ray cameras were procured during the current year. The facility utilization at Indore Centre increased to 113.

Seventy-six research papers were published in international journals and forty-seven papers were presented at various national and international conferences, as a result of the in-house research activities of IUC-DAEF Centres as well as under IUC sponsored Collaborative Research schemes. Five students were submitted their theses under IUC in-house as well as IUC sponsored CRS.

Calcutta Centre conducted Sixth National Workshop on Nuclear Structure Physics, Workshop on Small Accelerators for Universities for Basic and Applied Sciences and the eighth orientation course. Indore Centre conducted Advanced workshop on Nanostructured Materials and School on Science with Synchrotron Radiation. The Mumbai Centre conducted the ninth workshop on "Neutron as probes of Condensed Matter Structures from Crystalline Materials".

IUC-DAEF celebrated its decennial year beginning with the Annual Day Function on December 13, 1999. The main feature of the annual day function was the key note address by Dr. R. Chidambaram, Chairman, Atomic Energy Commission and Secretary, Department of Atomic Energy on 'Nuclear Science and Technology-Vision 2020'. In the afternoon, a panel discussion was organized on university and DAE interaction. The panel members include eminent scientists and academicians such as Dr. D.D. Bhawalkar, Dr. A. Kakodkar, Dr. B.C. Sinha from the DAE and Prof. A.S. Nigavekar, Prof. M.S. Soda, Prof. K. Siddappa and Prof. M.S. Vishwamitra from the university side. The next day Tuesday, December 14, 1999 was devoted to a one-day seminar on condensed matter in the early years of next millennium.

During the year 1999-2000, an amount of Rs. 450.00 lakhs under plan and Rs. 427.20 under non-plan grants was released to the centre.

4. Information and Library Network (INFLIBNET), Ahmedabad

During the period of this year (i.e. 1.4.99-31.3.2000) INFLIBNET continued to make the progress with same vigor as in the past in several areas of work that have been undertaken to achieve its set objectives.

A brief account of some of the major areas of work carried out during the above period has been given below:-

- **Automation of University Libraries**

During the current financial year, 18 more universities were provided with non-recurring grant of Rs. 6.5 lakhs each, to procure the recommended hardware and software for library automation and networking, raising the total number of universities funded to 123. These libraries were also provided with complete guidelines including configurations etc., to computerize and network their respective libraries. More than 70 libraries got the recurring grant to support the database creation work and maintain the systems. Of the 123 universities funded, 89 have already acquired the systems and rest are in the process of acquiring the same. Regarding database creation, 81 libraries have made substantial progress with large number of records and remaining are taking necessary steps in this direction.

- **Networking Activities**

Libraries continue to use the existing network connectivity facilities offered by VSNL, ERNET, NICNET and other ISPs. The effort to set-up a captive network covering 170 universities is in progress. Local Area Network within the libraries funded where the systems are in place has been set-up. A proposal to set-up campus wide network for universities is under active consideration.

- **Creation of Union Database**

All the nine union databases continue to grow in size and quality during this period with good number of quality records coming from participating university libraries. Several lakhs of records contributed by the libraries are under process for authentication and merging in the union databases. All these database are currently accessible on-line through the INFLIBNET's website at URL: <http://www.inflibnet.ac.in>. Status of these databases is presented in tabular form.

Sl.No	Database	Number of Unique Records		Contributed by representing No. of Universities/Institutes
		Created	Under process	
1.	Serials Holdings	8264	6000	69
2.	Current Serials	8997	1500	130
3.	Secondary Serials Catalogue	340	50	106
4.	Current Serials of DDCs	3600	500	6
5.	Theses	137689	60000	194
6.	Books	650000	1200000	48
7.	Research Projects	2961	1500	550
8.	Experts	5716	2000	300
9.	University Information System	25 Univ.	30	25

- **Review Meeting**

Review meeting to assess the progress made by the university libraries funded till 1998-99 (i.e. 105 universities) was held in Chennai on 16th February coinciding CALIBER-2000. The progress report from all the 105 libraries was requested. The progress reports received from these universities were analyzed and discussed during the meeting. 36 university librarians of the 105 universities who have been funded during financial year 1997-98 and 1998-99 were invited to attend the meeting and present the report in person. The core issues relating to funding, training, database creation, software, recruitment of Information Scientist and other related problems faced by universities in executing the programme were discussed. Accordingly, INFLIBNET and UGC teams advised steps, the universities should take for making further progress for implementation.

- **On-line Access to the Union Databases**

All the nine union databases created by INFLIBNET based on the data received from universities were made available for on-line access through the INFLIBNET's website. The specially designed smart search engines were further refined to provide effective retrieval of the required information. Number of users searching this database using the Internet is increasing day-by-day.

- **Human Resource Development**

During the period of the report, INFLIBNET Centre conducted the following training programmes:

Eighteenth training course on Computer Application on Library and Information Services was held from 12th July to 7th August, 1999. Participants were operational staff from the libraries funded during 1998-99.

Sixth Workshop on Automation and Networking of University Libraries under the INFLIBNET Programme was held from 17th to 23rd January, 2000. This was attended by the heads of the libraries of 18 universities funded during 1999-2000.



A special workshop on Internet and Social Science Information was conducted in collaboration with National Science Documentation Centre (ICSSR), New Delhi from 13th to 16th December, 1999. The same was sponsored by ICSSR and WOTRO.

On-site training and technical support was also provided to more than 15 universities.

- **High Speed Connectivity**

INFLIBNET Centre has upgraded its connectivity from 9.6 KBPS to 128 KBPS. This is done using a Radio Modem Link through a local ISP. With this, the access to INFLIBNET's website and other sources hosted on number of servers has substantially improved.

- **Caliber – 2000**

The Seventh National Convention i.e., Caliber – 2000 was held at Chennai. The main theme of this convention was Information Services in a Networked Environment in India. More than 325 professionals participated in this convention and 122 papers were contributed for the presentation. For the first time, two pre-convention tutorials on 'How to set up a LAN' and 'Web Page Design' were also held. These were attended by 100 participants. This opportunity was also used for launching the SOUL.

- **SOUL Software**

During the period of report, the Centre concentrated its effort in bringing out a full-fledged Library Management software called SOUL. This software is fully integrated one having major six modules covering entire house keeping operations of the library. SOUL uses the client/server architecture and works on Windows NT. The Power Builder is used as front end and MS SQL server is used as backend tool. SOUL (Software for University Libraries) was formally launched by Prof. Anbazhagan, Hon. Minister of Higher Education, Government of Tamil Nadu during CALIBER – 2000 held at Chennai. On launching of this software, many libraries have started requesting for the supply of this software. This software was successfully installed at the North Maharashtra University, Jalgaon during March 2000. Before launching, this software was thoroughly tested at four universities for a period of three weeks to ensure its suitability for the university environment.

- **SEWAK – Off-line E-mail Access to Union Databases**

INFLIBNET Centre has developed a software tool called SEWAK, which automatically processes queries received through e-mail and sends back replies. This enables users located at remote areas with only e-mail facilities to conduct the searches for the information of their interest available from the union databases developed by INFLIBNET.

- **Information Services**

INFLIBNET Centre continues to cater to the bibliographical needs of the academic and research community working in the university system in India. The Bibliographic Information Service, COPSAT, OCLC First Search service, continues to attract large number of users. These services are being delivered both on-line and off-line to the respective users.

- **University Information System**

INFLIBNET has developed 28 university home pages presenting academic information. These web pages have been mounted on to a server located at INFLIBNET. All of these are being updated frequently.

- **INFLIBNET and NASSDOC Collaboration**

The INFLIBNET Centre and NASSDOC of the ICSSR have initiated collaborative activity to make the optimum use of the resources available. In this regard, the Directors of both the Centres had their preliminary meeting in New Delhi during August, 1999 and have identified number of areas for the collaboration. A beginning has been made by conducting a workshop on 'Internet and Social Science Information'.



● **UGC Schemes on the Web**

UGC has number of schemes under which assistance is provided to the higher education institutes. The details of 35 such schemes are now mounted on to a server located at INFLIBNET.

● **Document Delivery Service**

INFLIBNET Centre has identified following six libraries who have strong collection of serials to serve as Document Delivery Centres.

- University of Hyderabad, Hyderabad
- Banaras Hindu University, Varanasi
- Indian Institute of Science, Bangalore
- Jawaharlal Nehru University, New Delhi
- Panjab University, Chandigarh
- Tata Institute of Social Sciences, Mumbai

The necessary infrastructure to deliver the papers electronically and also by post is being set up at all the six centres. All these six centres will provide copies of the research papers from the journals to the academic and research students community spread all over the country at a national cost. These centres are expected to start functioning by July 2000. Through this service, it is intended to make optimum use of journals collection available in these libraries.

● **Retrospective Conversion of Five Major Libraries Catalogues**

To avoid the duplication of efforts and minimize the expenditure on the retrospective conversion of library catalogues of the participating libraries, a separate project is being taken up. Under this project the catalogues of the following five libraries will be converted in a span of two years following the international standards recommended by INFLIBNET.

- University of Mumbai
- Banaras Hindu University, Varanasi
- Indian Institute of Science, Bangalore
- Jawaharlal Nehru University, New Delhi
- University of Madras, Chennai

These libraries will contribute quality records to the INFLIBNET, which in turn will be used by rest of the libraries.

● **On-line Version of the User Manual**

The guidelines for data capturing – a user manual brought out by INFLIBNET in 1992 has been made available on-line through INFLIBNET site. This is being done with a view to promote the usage of bibliographic standards by the participating university libraries.

● **On-line Registration of Experts and Research Projects Database**

Two powerful interfaces have been developed to enable the academicians to contribute their bio-profile and the information relating to their research projects through on-line by accessing INFLIBNET's website from their respective work place. This facility is intended to increase the size of the database and promote wider usage.

● **Associate Membership**

In pursuance of its set objectives to cover academic and research institutes under its umbrella, INFLIBNET Centre has announced the Associate Membership Scheme to expand its membership base. This facilities other universities, academic institutes and government funded R & D organizations and government departments who do not fall under the purview of UGC to enroll as Associate Membership.



- **Publications**

The publications brought out by the INFLIBNET Centre were:

- Proceedings of the CALIBER – 2000 on Information Services in a Networked Environment in India.
- INFLIBNET Newsletters (four issues).

5. Consortium For Educational Communication (CEC), New Delhi

The CEC, an Inter-University Centre was set up under Section 12 (ccc) of the University Grants Commission Act, as an autonomous body and registered as a Society under the Societies Registration Act, 1860 on 26th May, 1993. It is the nodal agency of Electronic Media in Higher Education and coordinates/monitors the Media Centres situated in various Universities/Educational Institutions all over the country.

The Credo of Countrywide Classroom (CWCR) is to take new information, discoveries and exciting ideas to the door steps of the students in far-flung areas and in this direction the CWCR programme was first telecast on the Networks of Doordarshan on 15th August, 1984. The CWCR programmes produced by Media Centres not only emphasize the need for dissemination of education beyond the classrooms but they also aim to develop overall personality of the students. CWCR facilitates these students and other to become active participants in Nation building.

- **Production of Programmes**

Educational programmes produced by the seven Education Media Research Centres (EMRCs) and ten Audio Visual Research Centres (AVRCs), located in the institutions of higher learning, enabled the CEC to capture the socio-cultural and geographical diversity of India in ETV programmes.

On an average, the Consortium receives about 500 programmes per annum from the Media Centres. These programmes are packaged at CEC for telecast through Doordarshan.

- **Media Tape Library**

The Media Tape Library at CEC is the depository for various educational programmes produced on different subjects by the EMRCs/AVRCs. At present, it houses about 10,000 programmes which include about 6550 CWCR programmes produced by the Media Centres and 3030 University Video Lectures produced with the help of best of the Professors in the Universities. In order to introduce variety from other centres, the Library has also some programmes produced by International Agencies in Science & Technology. The information relating to the programmes in CEC Library is computerized and undated so that the information can be accessed on any subject, topic etc. using key words.

- **Twelfth UGC-CEC Educational Video Competition 1999**

UGC-CEC Educational Video Competition is being held to arouse competitive spirit among the Media Centres, and is to nurture, encourage and recognize excellence in Educational Video Production in India. For the past four years, the competition has been thrown open to all citizens and organization in India who are engaged in educational programme production.

During twelfth UGC-CEC Educational Video Competition, 154 entries were received of which 38 entries were from 26 organizations and individuals other than Media Centres. Out of this, twenty six entries won awards in various categories such as Best Educational programmes for any audience, for Undergraduate, for children, for teachers, etc. Vikram Sarabhai Lifetime Award for achievement in Educational Communication is being given to eminent Educationist and Media personnel for his/her contribution in the field.

- **Training/Workshop**

A number of training/workshops were conducted during this period for the staff of CEC and Media Centres in the fields of programme production, research, engineering, etc. wherein eminent personalities were invited to enlighten and educate the participants.



- **Publication of Monthly CWCR Newsletter**

For the last five years, CWCR Newsletter is being published and distributed to a large number of viewers on monthly basis, from CEC. It consists of CWCR telecast schedule, important articles on Media/Educational T.V. and regular features like letters from viewers, synopsis of the programmes and comments from the Director, CEC.

- **Projects**

Education International (EI) is a single-window marketing project set-up by the Ministry of Human Resource Development and University Grants Commission under the overall supervision of the CEC. The EI has a mandate to promote and disseminate educational programmes available with the CEC, IGNOU, NCERT, NOS to the International market. The EI also markets the UGC-CEC Video programmes, nation-wide.

- **Prakriti**

Following the Supreme Court ruling on Protection and Education of Environment, the CEC is coordinating environment project since last three years. The primary objectives of the project are the promotion of environment and environmental education through application of the Electronic Media. The CEC has been active in producing "Ecoquest" (Graphic spots on ecology), "Vasundhara" (a Television series) on environment and developmental issues. The CEC organized the Third Film Festival-cum-Workshop in environment, development and Human Rights. The festival "Prakriti" was organized at Bhopal, in December, 1999 for three days. The festival provides a platform in which documentary film makers are invited to interact with students and the faculty of the host University.

- **Telecast**

UGC-CEC Programmes are being telecast since 15th August, 1984 on National Network of Doordarshan, which at present are further being telecast on about 1000 Terrestrial Transmitters of Doordarshan. Total telecast time per week was increased by Doordarshan from 12 hrs. to 17.5 hrs. per week with effect from July, 1998. However, Doordarshan has now reduced the UGC-CEC telecast period to about 5.5 hrs. from November, 1998. Besides UGC-CEC programmes being telecast on National Network, the programmes are also telecast on regional Networks of Doordarshan such as Bangalore (Karnataka Region) and efforts are on to further disseminate the programmes on other Regional Networks, cable and others.

With effect from 26th January, 2000 and in partnership with MHRD, IGNOU, Doordarshan and others, CEC has involved itself in a major way in the supply of Educational Programmes to "Gyan Darshan", the satellite based Educational Channel of India.

6. National Assessment And Accreditation Council (NAAC), Bangalore

During the year 1999-2000, NAAC has taken the following initiatives to set the quality agenda in motion:

- **Reaching out**

- Workshops and discussions on Assessment and Accreditation were held for Vice-chancellors, Principals, faculty and educational administrators all over India, to familiarize them with the concept and methods of assessment and accreditation. The awareness activities were held in the States of Assam, Himachal Pradesh, Uttar Pradesh, West Bengal, Tamil Nadu, Andhra Pradesh, Kerala, Karnataka and Maharashtra.
- The quarterly Newsletter of NAAC was published to disseminate the information about NAAC and its activities through out the country and abroad. A website on the Council has been opened and it can be accessed by the following web code www.members.tripod.com/naac.
- The AVRC, Mysore team visited NAAC office on February 1, 2000 to have an interview and video recording with Prof. A. Gnanam, Chairman, NAAC regarding assessment and accreditation and its outcome.



- Press release was sent to all the leading newspapers and magazines throughout India to disseminate information on the outcome of accreditation.
- Development of Instruments for Assessment and Accreditation
- Detailed manuals, guidelines and formats were published to cater to different segments of the education system.
- The Handbook of Assessors was finalized which will guide the peer teams visit.
- **Assessment and Accreditation Exercises Completed**
 - The Executive Committee of NAAC constituted a Sub-Committee to review the reports of the peer teams before final approval. The Sub-Committee (SC) was constituted with Prof. K.B. Powar, Prof. R.P. Kaushik, Dr. K. Gopalan, Prof. K. Aludiapillai, Prof. Shankutla Katre and Prof. K.E. Radhakrishna. The Committee was appreciative of the reports of the peer teams. The Sub-Committee will review the peer teams reports of assessed institutions and will be placed before the EC of NAAC.
 - During the period under report, around 120 institutions submitted the self-study report, the result of the assessment and accreditation was announced for 105 institutions and the other colleges will be visited during the beginning of the academic year 2000-2001. Around 50 universities and 200 colleges have sent the letters of intention for assessment and accreditation.
- **International Events**
 - Prof. A. Gnanam, Chairman, NAAC visited Santiago, Chile between 2nd May to 5th May, 1999 to attend the 5th Biennial Conference of International Network for Quality Assurance Agencies in Higher Education (INQAAHE).
 - NAAC will host the 6th Biennial Conference of the International Network for Quality Assurance Agencies of Higher Education (INQAAHE) in March, 2001.
 - Prof. A. Gnanam, Chairman of NAAC visited South Africa between 30th August to 10th September, 1999 on the invitation of the Unit of Research into Higher Education (URHE) which organized the International Conference and Workshop on "Excellence through Self-Evaluation: Towards a quality culture in Higher/Further Education" at the University of the Orange Free State, Bloemfontein, South Africa.
 - The Bi-national Conference on Quality Assurance Agencies in Higher education was organized to focus on benchmarks, indicators, minimizing the inter team variance and reporting of the outcome where the British and Indian delegates shared their experience on Quality Assurance Agencies in Higher Education.
 - Round table discussion for the Chairpersons of the peer team in which 26 experience academia, who have lead teams to many institutions of higher education for assessment and accreditation participated.
- **Research**
 - Preliminary studies on impact analysis on the institutions that have undergone assessment and accreditation reviews and a case study on assessment and accreditation was commissioned.
- **Training**
 - The second training programme for identified academicians was organized at Bangalore during August 16-18, 1999 to strengthen the national cadre of assessors.
- **Other Efforts**
 - The Government of Tamil Nadu and Goa have been promoting the concept of assessment and accreditation among the Government Colleges.
 - The Tamil Nadu State Council of Higher (TANSCH) has requested NAAC to recommend the fitness of affiliated colleges to be granted autonomous status, thus making it mandatory for such



institutions to undergo the accreditation process. Further, TANSCHER has recommended to the State Government that it should be made mandatory for any institution in the state to be assessed and accredited by NAAC for applying for deemed university status.

● **Administrative Activities**

- Appointment of Director – Prof. K.S. Hedge vs NAAC and UGC. The writ petition filed by late Prof. K.S. Hedge vs NAAC and UGC in the Karnataka High Court challenging the withholding of the appointment of Prof. N.R. Shetty as Director pending enquiry into the process of selection. The case was dismissed in favour of NAAC, paving the way for appointment of Director, NAAC.
- Amendment of MoA and Rules of NAAC. NAAC hitherto enjoyed the status of autonomy, having its own MoA and Rules and by-laws. The University Grants Commission insisted that the NAAC should have the uniform set of MoA of Rules as applicable to other inter-university centres of the UGC. Accordingly, on 7th February, 2000, the EC and GC meetings were held at UGC office which resolved to amend the MoA and Rules of NAAC.
- NAAC Campus Developments : Efforts are underway to obtain the five acres of land on lease from Bangalore University for development of NAAC.
- NAAC has received a grant of Rs. 111.87 lakhs from UGC during the year 1999-2000.
- During the period under report, NAAC conducted three EC, one each in GC and FC meetings.

● **Future Plans**

- Based on the past experiences and on the mid-term review with the assessors and institutional heads, people who have seen the process from both sides of the table, the following future plan at the micro level is chalked out.

● **Micro Level**

- During the next two years, we anticipate to assess and accredit in large numbers in unit time. This has resulted in the need to develop suitable co-ordinating mechanism to handle high volume assessment, for e.g., assessing about 20 institutions per month on an average. A plan of action has been evolved for the same.
- NAAC will focus on continuous improvement of the instruments developed so far with the help of the advisory committees and through interactions with the other international councils.
- The National Panel of Assessors will be expanded through further training.
- NAAC has the mandate to make recommendations to UGC/MHRD that will facilitate their policy decisions. Therefore, the research wing of NAAC will take up analyzing the region-wise assessment reports to give recommendations to MHRD and UGC.
- The Directory of accredited institutions and departments of the universities will be prepared.
- Based on the international trend in Quality Assurance and to gain the mutual recognition, the following macro level plans developed.

● **Macro Level**

At the macro level, NAAC will focus on the following:

- Standardization and development of quality indicators in-line with the international trend.
- Exchange of information with other countries on quality assurance activities.
- Extending mutual recognition through MoU (with other countries) for credit transfer and mobility of students by assuring the quality.
- Developing and pooling of quality assurance expertise at the national and regional levels of the world.



7. Indian Institute of Advanced Study, Shimla (Inter-University Centre for Humanities and Social Sciences)

The Inter-University Centre of Humanities and Social Sciences which is a part of the Indian Institute of Advanced Study (IIAS), Shimla, came into being in January, 1991, with the signing of a Memorandum of Understanding between University Grants Commission (UGC) and the Institute. In its over thirty-four years of existence, the Institute has been able to create a unique atmosphere for the pursuit of research and the life of scholarly reflection and contemplation. It has a residential scholarly community of over twenty-thirty Fellows, each engaged in her or his own research, but at the same time, taking active part in the academic life of the community. The Associates of the Inter-University Centre, drawn from colleges and universities across the country, are inducted into this community and, almost without exception, they have found their short stay very stimulating.

The academic programme of the Centre has three basic components viz. the scheme of Research Seminars in different parts of the country and the holding of Associateship, the organization of national and international interest at the Institute in Shimla. of Study Weeks on problems of

● Associateship

During the year 1999-2000, 68 university and college teachers availed the Associateships from all over the country to spend upto three months at the Institute. All the Associates who visited the Institute so far, were highly appreciative, as evidenced by their reports, of the opportunity given to them to visit the Institute. Most of them agreed that there could not be better library facilities elsewhere in the country, and that the opportunity to participate in the Academic activities of the Institute was of great value to them and that it would stand them in good stead when they returned to their normal teaching work in colleges and universities. The Associates use this period to (a) try and complete some research they might have been engaged in for some time; (b) revise their doctoral dissertation (c) catch up with their reading in the Institute's library; and (d) interaction with Fellows of the Institute and distinguished occasional visitors from India as well as abroad. Also, the Associates take part in the Seminars and Conferences, both national and international, which are among the regular activities of the Institute.

In selecting Associates, care is taken to see that they represent as large a geographical area of the country as possible while not ignoring merit.

● Study Weeks

Study Weeks, organized by the Centre, bring together eminent scholars who spend a week at the Centre debating on an issue which is of considerable current academic and practical significance. The participants in the Study Week are scholars who have already made a significant contribution to the debate around the topic to which the Study Week in question is devoted.

This year the Centre was able to organize a Study Week "Basic Objects" which was held on March 20-24, 2000. The objective of this philosophical project was to bring together scholars from various fields of sciences, viz., mathematics, physics, biology and linguistics to discuss the function of basic objects in grounding the realist claims of theories in first-order science. Many scholars were skeptical of the very availability of basic objects in fields like linguistics and biology. Apart from the specially invited participants, the Fellows of the Institute as well as the Associates of the Inter-University Centre took part in the discussions.

The Centre also organized a seminar-cum-Study Week on "Impact of Economic Policy Reforms on North Eastern Economics" on March 27-31, 2000. The Fellows of the Institute as well as the Associates of the Inter-University Centre took part in the discussions.

● Research Seminars

Research Seminars are organized in different parts of the Country. They are meant primarily for young teachers and researchers in different regions who are put in touch with distinguished members of the faculty drawn from various universities.



On the occasion of the research seminar the Centre organized a Conference on "Five Hundred Years of Tantrasangraha: A landmark in the History of Astronomy" which was held on 11-13 March, 2000 in collaboration with Department of Theoretical Physics, University of Madras at Chennai. Apart from focusing on so many important themes, a highlight of the Conference was lively discussions in which a large number of participants took active part. The presence of a large number of participants from Kerala was indeed noticeable, which led one observer to comment that perhaps the Kerala School is coming to life once again. Professor M.S. Rirām, Department of Theoretical Physics, University of Madras, was the convener.

● IUC Journal

The IUC journal, *Studies in Humanities and Social Sciences*, was originally intended to appear once a year, each issue being devoted to a particular theme. The IUC journal was received with great enthusiasm by the academic community, both in the country and abroad. And this encouraged us to increase the frequency of appearance of the journal to two in a year – one issue being thematic and the other of general nature.

● Publications

The Centre also has a modest publications programme. In 1999, the Centre published the following books. These are the proceedings of the IUC Study Week-cum-Seminars.

- "Making Meaning in India Cinema" Ed. by Ravi S. Vasudevan
- "Science and Tradition" Eds. A.K. Raina, B.N. Patnaik and Monima Chadha
- "Directions in Indian Socio-Linguistics" Ed. R.S. Gupta

● Authorities

The Director of the Indian Institute of Advanced Study is also the Director of the Centre. The Centre has an Academic Committee to advise it on all academic matters. The Committee, consisting of Academicians from different parts of the country, and representing different disciplines, meets at least once a year. The highest decision making body of the Centre is a Coordination Committee with the Chairperson of the UGC as its Chair and the Director, IAS, as its Co-Chair.

● Accounts

During the year 1999-2000, a grant of Rs. 17.50 lakhs was released by the University Grants Commission and Rs. 14.33 lakhs was as opening balance on 01.04.1999 under the IUC Programmes for its various activities.

In addition to the inter-university centres, the UGC has also been instrumental in setting up National Information Centres in selected universities. A list of these centres and their objectives for the year 1999-2000 are given in Table 8.2.

Table 8.2: National Information Centres and their Objectives

S.No.	Centre	Objective
1.	National Centre for Science Information, Indian Institute of Science, Bangalore – 560 012	Science Information Centre
2.	National Information Centre, M.S. University of Baroda, Vadodara (Gujarat)	Information Centre in Humanities and Social Sciences (Economics, Political Education, Psychology, Science)
3.	National Information Centre, SNDT Women's University, Mumbai	Information Centres in Humanities and Social Sciences (Sociology, Women's Studies, Home Science, Special Education, Library and Information Science)

During the year 1999-2000, the UGC paid an amount of Rs. 125.00 lakhs to the above National Information Centres.

8.2 National Information Centres

**BRIEF ACTIVITIES OF THE INFORMATION CENTRES****National Centre for Science Information (NCSI, Indian Institute of Science, Bangalore)****Introduction**

National Centre for Science Information, since its inception in 1983, using appropriate information technologies has introduced variety of information services, such as Database Search Service, Network based Information Service, Document Delivery Service. The Centre has kept close watch on the revolution that is taking place globally in network information provision and access, made possible by the Internet. As its Ninth plan initiative, NCSI proposes to develop facilities and services targeted to improve S&T communication among researchers in Indian universities and colleges. It aims to establish three key information facilities: Internet Information System, Prototype S&T Digital Library and Information Discovery Centre. These three facilities will focus on providing single window access to useful S&T information published on the Internet, network access to key S&T databases, promotion of Indian scientific information through network and media based publishing and training of users and information intermediaries.

The Ninth plan initiatives are partially met by the R&D projects carried out by the Centre funded by several external agencies. During 1999-2000, the Centre carried out the following R&D projects:

Provision of Library & Information Service on 'Internet and the Internet: Assessment of Technological Alternatives', funded by NISSAT, Ministry of Science & Technology, Government of India, New Delhi.

Relevance ranking of search results from bibliographic CD-ROM databases. Funded by DRDO, Ministry of Defence, Government of India, New Delhi.

Establishment of Indian S&T server and Internet School. Funded by NISSAT, Ministry of Science & Technology, Government of India, New Delhi.

The Centre conducts one-year training programme in Information Technology Applications of Library and Information Services.

Achievements

Information Services: The volume of usage for 1999-2000 was as given below:

Name of the Service	# Users	# References
Current Awareness Service	390	36035
COPSAT for university	75	402000
CD-ROM Search Service and Special Abstracts Service	1471	171456
On-line Search Service	15	550
Document Delivery Service	850(IISc.Lib) +110(overseas)	960 articles
LIS-FORUM	200	50 mails
Info-Watch	194	Reported 240 sites
e-Mail based Alert Service		
Electronic Delivery of Table of Contents	142	630106
Hotpapers in Science	113	42832
Cite Alert	70	450
NCSI Web Server :		
E-Journals	3302	
Union Catalogue of Books and Journals	2819	
Access to databases on Internet:		
Current Contents on Web	2192	
Chemical Abstracts	4800	
Biological Abstracts	1270	
Med. Line	509	
Mate. Sc.	364	



New Services Introduced

Electronic Journals Information Service: This is a resource gateway to electronic journals available in full text form made available on NCSI server.

In an experimental arrangement with Elsevier Science, the Centre locally hosted the full text of about 55 of their journals, from June 1999 onwards for six months.

The Centre has provided Internet access to all the databases that is subscribing for. Since these databases are procured from different vendors, they are not on a uniform platform and hence users find it difficult to access the databases. The Centre has evaluated three products viz., 'ERL', 'Citrix' and 'Tarantralla' to provide web access to all the CD-ROM databases at the Centre from a single window.

Awards/Distinctions conferred on faculty: Dr. T.B. Rajashekar has been awarded Fellowship of the Society for Information Science, New Delhi.

Publications, invited talks and participation in seminars, workshops: The staff of the Centre regularly publish research papers in journals and conferences. During 1999-2000, 15 papers were published in journals/conferences. Three staff members were invited to be the resource persons in different workshops related to Digital Libraries.

Conference/Symposia/Seminar/Workshops: During 1999-2000, the Centre conducted five departmental colloquia and invited six subject specialties to deliver lecture related to Library and Information Science. Apart from this, the Centre conducted two national level workshops viz., Searching STN for Scientific Information and Internet for Information Resource Management in Libraries' (IIRML) during August and October, 1999.

Revenue Generation: The Centre collects handling charges for all the services. During 1999-2000, Rs. 8.55 lakhs revenue was accrued. The details are as follows:

(Rs. in lakhs)

Information Service	Revenue accrued
Current Awareness Service	0.58
CD-ROM Search Service and Special Abstracts Service	2.57
Online Search Service	0.77
COPSAT for University	3.00
Document Delivery Service	0.97
Deposit Accounts	0.66
Total	8.55

The training course of Information Technology Applications to Library and Information Services: The Centre successfully completed the eleventh batch of training course on 'Information Technology Applications to Library and Information Services' in October 1999 and the 12th batch was started on 02.11.1999 with intake of six trainees.

Grants Utilization: The UGC has released Rs. 20 lakhs (vide letter No.F.312497(IUC) dated 04.10.99) and Rs. 89 lakhs (vide letter No.F.31-27/97(IUC)). Hence the grant released is Rs. 45 lakhs towards recurring for 1999-2000 and Rs. 64 lakhs towards non-recurring for 1997-2002. However, it is noted that under recurring amount Rs. 15 lakhs allocated for salaries is not enough because of the revised pay commission's recommendation implementation.

Future Plans: NCSI has been gearing itself upto the developments in Information Technology for improving its services. Besides introducing services based on CD-ROM and On-line databases, in the past five years, the Centre has started several network based information services such as e-mail based alert service, e-mail discussion forum LIS-FORUM, on-line access to databases on Internet.

The Centre has also created several databases and provided web access to these databases using freely available search engines on the Net. To list a few, web access to IISc sample thesis

databases, IISc faculty publication, IISc library holdings, union catalogue of books and periodicals, E-journals database.

It is also experimenting with providing web access to CD-ROM databases through FRL, Citrix and Tarantalla software products.

The Centre is also experimenting with implementing concepts of new generation information retrieval engines.

Over the years, due to the rich experience in providing computerized information services, the Centre is able to provide upto date, value added information services to the academic community nationwide. The in-house generated software for COPSAT service is given to INFLIBNET for running a similar kind of service in Social Sciences.

To summary, the Centre has been constantly observing global trends in accessing, retrieving and providing information to end user and implementing the same in the services offered by the Centre, which can be used by others without reinvention.

National Social Science Information Centre (NASSIC), Baroda

Highlights

Considering the recommendations of the UGC Review Committee headed by Dr. Atul Sharma, the UGC released a grant of Rs. 11.45 lakhs for the remaining period of Ninth Plan in October, 1999 and grant of Rs. 4.00 lakhs released in the year 1999-2000.

Mrs. Varsha J. Mutalik appointed as Deputy Librarian-cum-Coordinator. She joined on December 1, 1999.

NASSIC organized a workshop on "Internet usage in Social Sciences" from March 8-10, 2000.

Activities

Posters and Brochures were printed to publicize the activities and services provided by the Centre and sent to 150 universities and institutes.

Database creation of articles published in various journals during 1998 and 1999 accomplished.

Back issues of journals subscribed from 1990-1993 were sent for binding. +110 (overseas)

On request of the Head, Department of Library & Information Science, BLIS students were assigned the preparation of bibliography of articles published in journals subscribed during 1990-1993.

Subscription of Journals/CD Database

Rs. 2.75 lakhs were spent towards subscription of Journals and CD Databases. 18 journals were subscribed, out of 13 journals are foreign and 5 are Indian journals.

Two CD Database viz. VANSKOM covering information on the corporate sector of India and Wilson Social Science Abstracts were purchased during the year.

Achievements

NASSIC Alert Service Vol.2: 1998 published and copies sent to 173 Universities and institutions.

Brochures were printed and sent to all Universities, Institutions and individuals.

Posters giving information about the Centre were printed in different designs and colours and sent to respective Departments and Faculties for display.

Organized a workshop on "Internet usage in Social Sciences" for the benefit of the teaching staff. 21 participants from Departments of Economics, Education, Political Science, Psychology and other interdisciplinary subjects from various Faculties viz., Arts, Commerce, Education & Psychology, Home Science, Management Studies and Social Work etc., took advantage of this workshop. They

were exposed to the availability of the latest information through Internet. They were also given three hours hands on experience on the Internet.

Usage

197 readers (138 females & 59 males) have used the Centre's resources and availed literature search and photocopying facilities from the journals as well as CD Databases. 55 queries were received for search from CD databases. Printouts of 33 articles were given and 18,591 articles were downloaded on floppies.

Future Plan of Action

- To conduct user survey to assess the information needs of the Social Scientists beginning with the local level to national level with the help of Questionnaire.
- Preparation of abstracts for article database.
- Creation of Theses database beginning from local level to national level.
- Database creation of research in progress, Research papers submitted and Conference proceedings.
- To publish NASSIC Alert on half yearly basis as it is not feasible to publish it on Quarterly basis due to non-receipt of issues of journals till June end or so.
- To organize workshop/seminar at regional level.
- Resources Generation activities :-
- To sustain the Centre and become self-sufficient, services offered will be charged.
- To organize workshops at local level for the benefit of the PG students.
- To form NASSIC Development Fund from the revenue earned out of service charges.

Staff Development Activities

Mrs. V.J. Mutalik, Deputy Librarian-cum-Coordinator attended a one-day seminar on "Role of Librarian in the Information Era" organized by P.G. Department of Library & Information Science, S.P. University, at Vallabh Vidya Nagar on March 23, 2000.

Mrs. Jyoti Bhatt, Assistant Librarian participated in the training workshop on "Advance Course in CDS/ISIS and WINSIS" sponsored by NISSAT, Department of Scientific & Industrial Research, Ministry of Science & Technology, Government of India at M.S. University of Baroda from August 16-27, 1999.

She also attended a training workshop on "Internet and Social Science Information" sponsored by NASSDOC, ICSSR, New Delhi and organized by INFLIBNET Centre, Ahmedabad from December 13-16, 1999.

National Information Centre, SNTD Women's University Library, Mumbai

Introduction

The UGC National Information Centre established in 1986, has been working as an information support agency for students, faculty and researchers in the scholarly communication process. The objective of the Centre is to improve the flow of bibliographic information in six subjects, namely – Sociology, Women's Studies, Home Science, Special Education, Library Science and Gujarati and to increase their access to academic communities. The Centre is constantly redefining its roles and services and incorporating the state-of-the-art technology to keep pace with changing information scenario.

Information Services

During 1999-2000, the Centre served 4355 users from all over India. About 123625 references were supplied and approximately 95503 pages were photocopied and supplied.



Resources Base

In house bibliographic and directory databases with emphasis on Indian materials are valuable asset of the Centre.

The **Suchak** database has 1,25,194 Records. As many as 47% are in the field of sociology, 35% in Home Science, 20% in Women's Studies, 11% in Library Science and 4% in special education. About 17% of the records are common to more than one subject. Indian citation constitute 60% of the total records of which 8% have abstracts. A Webinterface for Suchak database has been developed using MINISIS WEB INTERFACE Module in order to make the database available on the internet.

During the year, concerted efforts were made to revise **Sanstha** database. The database contains information about 900 Organizations working in India in the field, their address and activities. A new database **Websuchi** was developed during the year with the objective of providing internet based information services to the users. The database contains 150 records comprising of URLs of useful websites along with brief annotation about the content, category and keywords. To supplement the in-house databases, the centre has acquired several bibliographic databases on CD-ROM in the areas of Social Sciences, Food and Nutrition, Women's Studies, Population Studies etc

Collaborations

The project under the collaboration with the Harvard School of Public Health, Harvard University, USA continued during the year. About 390 South Asian articles and papers on reproductive health and women's rights had been digitized and put up on the Internet (<http://hsps.harvard.edu/organizations/healthnet/SAsia/suchak/sndtframe.html>) since January, 1999. Three information Packages viz., Injectable Contraceptive, Pregnancy and Tribal Women have been created and put up on the Internet.

The Centre continuously makes efforts to publicise the services offered and create awareness among the user community. Training and workshops are arranged for users in clarifying their information requirements, formulating search statements and conducting their own literature search.

The UGC also assists the following centres set up as National Facilities in selected universities : (Table 8.3).

8.3 Centres of National Facilities

Table 8.3: Centres of National Facilities and Their Objectives

S.No	Centre	Objectives
1.	Western Regional Instrumentation Centre, Mumbai	Design and Development of indigenous equipment and training of staff in instrumentation
2.	Regional Instrumentation Centre, I.I. Sc., Bangalore	Design and Development of equipment and training of staff in instrumentation
3.	Crystal Growth Centre, Anna University, Chennai	Research and Dissemination of knowledge and organization of training programmes in crystal growth.
4.	M.S.T. Radar Centre, S. V. University, Tirupati	Studies in Atmospheric Dynamics to enable teachers to use MST/Radar facility
5.	Eastern Centre for Research in Astrophysics, Calcutta University, Calcutta	Research and Astrophysics
6.	Japal-Rangapur Observatory, Osmania University, Hyderabad	Science Research Observatory
7.	Centre for Science Education and Communication, New Delhi	Popularization of Science

During the year under report, the UGC paid Rs. 144.00 lakhs to the above centres.

BRIEF ACTIVITIES OF THE CENTRES

Western Regional Instrumentation Centre, Mumbai

The Western Regional Instrumentation Centre, Mumbai continues to serve as a resource centre of University Science Instrumentation Centres (USICs) in various universities and for academic institutions of higher education in diverse areas of instrumentation.



Services

The Centre offers training programmes, repairs and maintenance services, test and calibration services, mechanical workshop, optical shop services and glass blowing facilities, projects and consultancy services, computer maintenance services, sophisticated analytical instrumentation services and library and information services. These services are availed by academic institutions, R & D laboratories and industries.

Training Programmes

During the period under report, the Centre organized nine training programmes viz., Micro-controller Interfacing & Applications (No. of Participants 21), Maintenance of Electronic Instruments (No. of participants 20), Workshop of Internet Training (No. of participants 40), Maintenance of Biomedical Instruments (No. of participants 18), Maintenance of Opto-analytical Instruments (No. of participants 28), Workshop Practice in Glass Blowing (No. of participants 22), Sensors & Transducers Technology (No. of participants 20), Computer Maintenance & Networking (No. of participants 15) and Instrumentation for Biological Science (No. of participants 30). Some of them organized jointly with the respective USICs.

UGC Programmes

During the year, the Centre conducted the following courses in pursuance of the UGC programmes for faculty development.

- Workshop on Vocational Subject of Instrumentation at B.Sc.: Revision of Syllabus (No. of participants 18).
- Refresher Course in Instrumentation for USICs Officers (T.O./S.O.) under the auspices of Academic Staff College, University of Mumbai (No. of participants 18).
- Workshop on Spectroscopic Techniques for Industry personnel (No. of participants 24).

Commissioning of JEOL FX 90 FT NMR Spectrometer

The Centre received gratis from DST, JEOL model FXX 90, 90 MHz FTNMR Spectrometer, earlier used in RSIC, Chandigarh. After completing the site preparation, providing chilled water facility, etc: the spectrometer was commissioned successfully recently in March, 2000. The instrument has a multinuclear probe, which permits recording NMR spectra not only for H-1 but also of C-13, P-331, F-19 and 18 other nuclei. The facility will be extended to teachers, research students, R & D organizations and others. The instrument will also be useful for conducting training programmes in spectroscopic techniques.

Repair and Maintenance

Number of instruments received during 1999-2000	235
Number of instruments repaired	191
Instruments returned/beyond repair	17
Pending	27

Test & Calibration

Instruments received for calibration	107
Instruments calibrated	101

Computer Maintenance Services

These services cover 85 PCs; 30 printers and 5 voltage stabilizers of 19 University Departments and Administration Sections.

Equipment Added

- Jofra high temperature calibrator (300 – 1250°C)
- H.P. 8.5 digital multi-metre
- Fluke multi-product calibrator



- H.P. 6.5 digital multi-metre
- Motwane digital RF voltmètre
- BFW, MBV - 40 CNC milling machine
- Mysore Kirloskar, Turbo 200 CNC lathe machine

Projects

The following eleven projects are currently in progress at the Centre:

- Modernization of float type tide gauges of Survey of India (Phase II).
- Design of 2000 W SMPS: Output 48 V dc. 50A, switching mode : 100 KHz, with PWM technique.
- Codification of figurative elements of Trademarks as per Vienna Classification System.
- Microprocessor-based particle size analyzer.
- Development of multipurpose PC-base auto-titrator
- Spin echo pulsed NMR spectrometer
- Development of PC-based temperature data logger.
- Development of sub-systems for pulse oximeter.
- Design and development of consciousness/alertness monitoring instrument system
- Sodium chloride particulate test equipment for respiratory filters using FPM technique.
- Development of ELISA Reader

Library and Information

72 books were added to the Centre's library during 1999-2000 bringing the total number of books to 4069. Internet facility with four nodes through proxy server established. The centre has its own website on the Internet viz. <http://www.wricmumbai.org>.

Conferences/Seminars

Shri A.K. Pansare presented two papers on i) at the National Symposium on Instrumentation held at Goa between 2nd and 5th Feb., 2000.

Design of Particle Size Analyzes for characterisation of material.

Controlled current source for constant light intensity for Particle Size Analyzer.

One Technical Officer attended an international pre-conference seminar on International Scenario on Laboratory Accreditation at New Delhi, organized by APLAC (Asia Pacific Laboratory Accreditation Cooperation). Dates 29th – 30th November, 1999.

One Technical Officer attended one-day workshop on uncertainty calculations conducted by M/s. Systems and Training, Mumbai in order to get acquainted with uncertainty calculations and measurements for calibration laboratories.

One Technician of Technical Services Division participated as a resource person of a 'Electronics Instruments Maintenance' training program which was conducted by WRIC and Textile & Engineering Institute, Ichalkaranji. She repaired number of instruments and guided the participants on how to repair the instruments. Dates 9th – 14th August, 1999.

Two persons of Technical Services Division participated in the training programme on calibration of electronic and electrical instruments conducted by E.R.T.L., Mumbai. Dates 19 – 20 August, 1999.

One Technical Officer and one Technician attended Digital Signal Processing Theory & Practical classes on 13th December, 1999 in IIT, Powai.

Lectures Delivered

Dr. S.K. Savanur delivered 16 lectures on Information Processing and Retrieval. Research Methodology and Technical Writing for MLIS course at the Indira Gandhi National Open University. (Dates : Sept – Nov. 1999).



Books

A Lab manual for Experiments and Projects for Training Programme in "Microcontroller Interfacing and Applications" was prepared.

Accounts/Administration

The Centre received a total grant of Rs. 187.38 lakhs from UGC during the year 1999-2000 which is inclusive of Rs. 2.38 lakhs on account of arrears due to revision of scale of pay of Academic, Technical & Administrative staff as per UGC scales of pay and University scales of pay.

Pay revision as per the UGC revised pay scales was implemented for the Centre's staff. Centre's Balance Sheets for 1988-89 till 1998-99 have been prepared, audited and submitted to the Charity Commissioner's Office. The Balance Sheet for 1999-2000 is ready and will be forwarded to the Charity Commissioner after audit shortly.

The work of construction of Centre's Guest House-Cum-Doctor's Lodge is in progress.

Future Plans

The Centre plans to strengthen the infrastructure for test and calibration services and sophisticated analytical instruments facility.

With the migration of increasing number of students towards professional colleges, the Centre intends to organize training programmes also for teachers and technical staff to engineering, medical and pharmacy colleges.

R & D project activity in the areas of electronic, analytical and bio-medical instrumentation for teaching research and applications is planned to be expanded.

Crystal Growth Centre, Anna University, Chennai

Under the Ninth Plan Scheme, UGC has sanctioned an amount of Rs. 9.00 lakhs. Out of this amount, Rs. 65.00 lakhs has been released. (Rs. 20.00 lakhs during 1998-99 and Rs. 45.00 lakhs during 1999-2000). An amount of Rs. 10.00 lakhs is due for the year 2000-2001. The amount sanctioned during 1998-99 was fully spent. With the money released during 1999-2000, the EDAX facility, an attachment to the existing SEM is ordered and L/C has been established. The equipment is expected to reach us soon.

PROGRAMMES CONDUCTED

International School of Crystal Growth Methods and Processes During January 24 – February 4, 2000.

Crystal Growth Centre has organized an International School on crystal Growth Methods and Processes during January 24 – February 4, 2000. About 75 scientists from National Laboratories/Universities/R & D Institutions from all over the country and about 10 delegates from abroad have participated in this International School in addition to 10 resource persons from the foreign countries.

Publications

Number of Papers published in International Journals : 38
Number of Papers presented in National/International Conferences : 120

Ph.D. Programmes

Number of Ph.D. Theses Completed during the year 1999-2000 : 11
Number of Research Scholars working for their Ph.D. : 42

**Projects Undertaken**

Number of ongoing Research Projects	: 12
Number of New Research Projects sanctioned during 1999-2000	: 7

Visitors Programme

Seventeen Scientists belonging to various universities/colleges visited the centre under the Crystal Growth Centre. UGC – Anna University Faculty's Visitors Programme.

Programmes PlannedSymposium on Crystal Growth of Laser Related Materials, 7-8 August, 2000

Symposium on Crystal Growth of Laser Related Material will be held at Crystal Growth Centre, Anna University, Chennai during 7-8 August, 2000. It is expected that about 50 delegates from National laboratories/universities/R&D institutions from all over the country and a few foreign participants will participate and present papers in the symposium.

National Conference on Crystal Growth in Tamil, 9th August, 2000

As a unique effort, Crystal Growth Centre has proposed to organize a one- day seminar on Crystal Growth in Tamil. This effort will popularise the field of crystal growth among students, college teachers, researchers and general public. Circulars were sent to various institutions. About 50 delegates are expected to participate in the conference.

Symposium on Fundamental Aspects of Crystal Growth, 6-7 November, 2000

Extensive research activities are going on at Crystal Growth Centre, Anna University for more than two decades on fundamental aspects of crystal growth. In order to provide a common platform to share the recent developments in the fundamental aspects of crystal growth a symposium on fundamental aspects of crystal growth is planned during 6-7 November, 2000. More than 80 participants will attend and about 80 papers are expected. Five foreign speakers have confirmed their participation in the symposium.

UGC Refresher Course on Crystal Growth, October 23 – November 11, 2000

During 1999-2000, the UGC has approved the conduct of a refresher course in crystal growth and the refresher course was successfully completed. Now UGC has sanctioned another refresher course to be organized during 2000-2001. It is proposed to be held during October 23 – November 11, 2000. Efforts are being made to make this programme a great success.

UGC-SVU Centre for MST Radar Publications, S.V. University, Tirupati

To create scientific awareness about the potential of the radar facility for advanced research in middle atmospheric dynamics and to attract bright and young researchers to make use of the MST Radar facility, the UGC-SVU Centre for MST Radar Applications was established in the Department of Physics, Sri Venkateswara University, Tirupati. The UGC-SVU Centre serves as a common platform for the University system in India for the exchange of scientific knowledge and the centre is accessible to scientists and researchers from Indian Universities working in the area of Atmospheric Sciences especially with reference to MST Radar related studies.

Off-line data processing facility was developed for parameterizing the Doppler spectrum obtained with the MST Radar. Software under Unix – X windows was developed to estimate moments, wind components, to draw two dimensional and three dimensional power spectral plots, Range-Time Velocity (RTV), Range Time Intensity (RTI) and Range Time Wave (RTW) diagrams from the MST Radar data.

The centre has been extending assistance to the user scientists in formulating the experiments and also off-line data processing facilities. Journals and reprints were made available to teachers and research scholars of several Universities to carry out experiments at the National MST Radar Facility. During the year 1999-2000, 45 faculty members and research scholars from Allahabad

University, Andhra University, Burdwan University, Bangalore University, University of Bhopal, Cochin University of Science and Technology, University of Delhi, Sri Krishnadevaraya University, Kaktiya University, Kurukshetra University, University of Kerala, Mysore University, Meerut University, Nagaland University, Osmania University, Saurashtra University, Pune University, visited the UGC – SVU Centre and conducted experiments at National MST Radar Facility. Necessary logistic facilities such as travel support, accommodation, floppies, data cartridges etc., are also provided to the visiting scientists and students.

The following experiments were conducted at NMRF by the S.V. University group and the data were analyzed:

Convection/precipitation campaign, Humidity experiment, pre-sunrise mesospheric experiment and Gravity wave campaign experiments. At the S.V. University, six students are working for their Ph.D. degrees using the Indian MST Radar.

The UGC-SVU Centre has built up a small library by acquiring a fair collection of books and reports on space and atmospheric science, radars and communications, computer science, electronics and related subjects. It is subscribing to some of the important journals in the field of interest. The user scientists and research scholars from several Universities, Institutions and Laboratories are extensively using the library facility.

The UGC-SVU Centre for MST Radar Applications, S.V. University has conducted Fourth User-Scientists Workshop on MST Radar results during 5-6 April, 1999. About 50 participants from different Universities, Institutions and National Laboratories participated in the workshop. 45 Scientists (39 Male and 6 Female) were benefited by this workshop. An amount of Rs. 6.00 lakhs was received from UGC for this workshop during the year under report.

Papers Published

"Tropical Precipitating system observed with Indian MST Radar", Radio Science, Volume 34, No.5, pp. 1125 – 1139, 1999.

"Estimation of meridional temperature gradient profile using Indian MST Radar", Indian Journal of Radio & Space Physics, Vol 28, pp. 165 – 169, 1999.

"Layered clouds in the Indian monsoon region", proc. Indian Acad. Sci. (Earth Planet, Sci), Vol. 108, No.4, pp.287 – 295, 1999.

"Vertical Variation of Madden – Julian Oscillations in the normal monsoon season as revealed through MST Radar wind data; Meteorol. Atmos. Phys., Vol. 73, pp.55 – 59, 2000.

"VHF Radar Observations of Tropical easterly jet stream over Gadanki; Adv. Space Res., Vol. 26, No.6, pp.943 – 946, 2000.

"A statistical comparison of India MST Radar and rawin sonde wind measurements; Indian Journal of Radio & Space Physics, Vol. 29, pp.102 – 114, 2000.

Eastern Centre for Research in Astrophysics (ECRA), Calcutta

Project: Meter Wave Studies of Solar Radio Bursts by a Dynamic Spectrograph

There are, mainly, five types of Solar bursts at Meter-wave, referred to as types I, II, III, IV and V. For their studies Meter-wave Dynamic Spectrograph, with Log-periodic antenna, has been successfully developed and that was set up at Kalyani University, where the manmade radio interference is negligible. We are now improving the system with good solar scanning facility of the Log periodic antenna, to collect Solar burst dynamic spectrum during daytimes. For calibration of solar Dynamic spectrograph, we have also developed two fixed frequency meter-wave Radio-telescopes at 170 MHz and 450 MHz, using narrow beam-width Yagi antenna, that have got much greater gain than that of log-periodic antenna. Besides these, instead of studying only meter-wave dynamic spectra of solar bursts, we also studied Multi-wavelength Solar Bursts at Microwave and Millimeterwave by successfully developing Radio-meters at 1 GHz, 2.6 GHz, 4 GHz, 12 GHz, 22 GHz, 31 GHz, 53 GHz



GHz, and 94 GHz, so that Solar burst spectra at Meterwave may be compared with those at Microwave and Millimeterwave. In general, the stronger the Solar burst the higher will be the frequency up to which solar burst spectrum may be received. However, as the Meterwave Dynamic Spectrograph alone is not able to study Microwave and Millimeterwave spectra of Solar bursts, we have developed such systems.

Besides the Solar bursts at Meterwave, Microwave and Millimeterwave, we have also measured the diameter of the Sun at multi-wavelength by Solar scanning antenna with the Microwave and Millimeterwave Radio-telescopes, developed at 1 GHz, 2.6 GHz, 4 GHz, 12 GHz, 22 GHz, 31 GHz, 53 GHz, and 94 GHz. The effective solar diameter at these frequencies were estimated more accurately by image processing of the data. All these Solar diameters are bigger and time varying, compared to optical Solar diameter.

As the radio dynamic range required for scanning the Sun is quite large at Millimeterwave, we developed modified Radio-telescopes of Millimeterwave using simple diode detector instead of synchronous detector so that the dynamic range becomes double. During Solar scanning where the received radio noise temperature from the Sun is equal to that of room temperature, the detected output will be zero. The detected output will, however, increase during the starting of scanning going down to zero and then again increasing to a maximum value when the scanning beam is towards the Centre of Sun, and then again going down in the inverse form. We also studied the Multiwavelength Solar diameters at Microwave and Millimeterwave, using available International Solar data.

Project: The Giant Meterwave Radio Telescope (GMRT) and Ionospheric Effects

The Giant Meterwave Radio Telescope (GMRT) at Pune (Lat : 18.52° N Long: 73.92° E Dip : 24° N) is located within the equatorial region of the Earth's ionosphere. This region is characterized by high ambient ionization with strong latitudinal gradient in the form of the well-known equatorial anomaly and very intense density irregularities. These two features effect the characteristics of radio waves propagating through the equatorial ionosphere.

Apart from the intense and spectacular scintillation effects observed on transionospheric VHF/UHF satellite links in the local post sunset hours of equinoctial months at equatorial latitudes, the phenomenon of refraction will produce an error in the direction of arrival of the signal. The later effect is present at all time in varying degrees. The amount of ray bending varies with the time of the day as well as with look angles. A measure of the angular deviation of the down-coming radio signal is best obtained if the ionospheric profile along the ray path is known. A program to estimate the angular deviation of a transionospheric radio signal at different look angles and under varying geophysical conditions has been developed by the Satellite Beacon Group of the Institute of Radio Physics and Electronics, University of Calcutta using the Parameterized Ionospheric Model (PIM 1.6). Such estimates of angular deviation for radio sources along different azimuth and elevation angles at 00, 06, 12 and 18 IST are regularly supplied to GMRT. In the near future, this program will be installed at the GMRT site at Khodad for now casting the angular errors. Although angular deviation depends on the ionization profile, a first order estimate can be obtained from the Total Electron Content (TEC). Contours of TEC for different look angles obtained from PIM at the above local times and geophysical conditions are also supplied to GMRT. These predictions are of immense use to GMRT users for planning their observational schedules.

As part of the ongoing collaboration between ECRA and GMRT, a member of this group visited GMRT during the period March 13–April 16, 2000. One of the aims of this visit was to study scintillations at L-band (GMRT feed frequency – 1450 MHz) using the GMRT antennas as well as to perform a spaced aerial experiment using some antennas in the central array aligned in the east-west direction. Observations were done on two nights – March 28 and 29, 2000 using the source 0837-98 in the southern sky (RA: 08H37M11.1820s Dec: 19 d51'56.810" Flux at L-band: 5.0 Jy). This source was tracked from 20 hrs LT to midnight using the antennas C0, C1, C2, C3, C4, and C10, C11 and C14 with the baselines varying from 200-800m. The sampling rate of the digital data acquisition system was set at 128 ms. The self correlated outputs from each individual antenna, extracted from the raw data files, will be studied for signatures of scintillations. The drift of the irregularities as well

as the structure and phase functions will be derived using the Full Correlation Analysis (FCA). Intense and fast scintillations in the post sunset hours at off-equatorial locations like Pune are severally hampering the radio astronomical observations at GMRT, particularly in the southern sky. An on-line scintillation monitoring system will be of immense use to the GMRT user community. An independent VHF satellite beacon receiving system is being planned to be installed at the GMRT site in the near future which will help in efficiently planning the observational schedules.

Project: Some Problems in Neutrino and Nuclear Astrophysics

The highlights of the work done under this project are as under :

- Recent observations of atmospheric and solar neutrinos strongly support the phenomenon of neutrino oscillations – a manifestation of a non-zero and non-degenerate mass spectrum. Neutrinos emitted during stellar core collapse leading to a supernova are of the electron type at source – as for solar and reactor (anti-) neutrinos and provide a useful tool in the search for flavour oscillations. Their propagation to an earth-bound detector unobservable. A supernova event may register a substantial number of detections at Super Kamiokande (SK) and the Sudbury Neutrino Observatory (SNO) from the collapse phase. We have illustrated in terms of two and three-flavour oscillation models that the measurement of the fluence of these neutrinos at SNO and the distortion of the spectrum detected at SK can yield valuable information about neutrino mass difference and mixing.
- The Super Kamiokande collaboration has presented results on the observation of solar neutrinos. The Sudbury Neutrino Observatory (SNO) has also started data taking and results are expected any day. We have proposed several new variables, insensitive to the absolute normalization of the initial solar neutrino flux, which probe the shape of the observed spectrum and can sensitively signal neutrino oscillations. One class of such variables involved normalized moments of these distributions recorded at the two facilities while another variable, specific to SNO, depends on the integrated charged and neutral current signals. The utility of these variables in the context of supernova neutrinos, both from the collapse epoch and the post-bounce era, has also been emphasized.
- The mass matrix of neutrinos is altered during their passage through matter and results in flavour conversion, which can even be resonant. This MSW (Mikheyev Smirnov Wolfenstein) effect is considered to be a viable solution for the observed solar neutrino deficit. Basically this effect is caused by charge current and neutral current weak interactions of neutrinos with matter. Due to this effect a neutrino of electron type that is created at the solar interior may emerge from the sun with a different flavour. Analysis of the data (and their moments) has been carried out to investigate the nature of oscillation of solar neutrinos (vacuum or MSW). The possibility of using the moments of the energy spectrum in the statistical analysis was explored.
- As stated earlier the neutrinos from a supernova are emitted in two phases, namely, the collapse phase and the post-bounce phase. In the precursor to a supernova explosion the core of a massive star collapses under its own gravity once the nuclear burning stops and pressure support from degenerate electrons is reduced due to electron capture. In the collapse phase, a burst of $\nu_{e\bar{e}}$, produced due to electron capture, is emitted in a time-scale of about ten milliseconds. The advantage of the collapse phase neutrinos, though small in number than the post bounce epoch, is that these neutrinos are only of electron type, unlike the post bounce phase neutrinos when all the three flavours of neutrinos (and their antineutrinos) are emitted. In one of our previous works mentioned above we have studied the effect of neutrino oscillations on such collapse phase neutrinos considering only the vacuum oscillation scenario. The investigation of MSW effect of these neutrinos is complicated as one has to know the variation of electron density in the supernova core, the jumping probability P_{jump} for this density, the fraction of neutrinos produced in different zones of the core etc. We are working on developing a computer code to study the matter effect or the effect of MSW oscillation on supernova collapse phase neutrinos.
- Violation of the weak equivalence principle, a cornerstone of the general theory of relativity, can lead to neutrino oscillation through the non-diagonal, non-universal coupling of neutrinos



flavour eigenstates with the gravitational field. The neutrino energy dependence of this oscillations probability is different from that of the usual mass-mixing neutrino oscillations. Violation of the special theory of relativity (VSR) can also lead to neutrino oscillations with a similar energy dependence. We are exploring, in detail, the viability of the VEP/VSR hypotheses as a solution to the solar neutrino problem.

The Giant Dipole Resonance (GDR) built on nuclear excited states has been the subject of many recent experimental studies of hot nuclei. The highly excited nuclei decay not only through the statistical emission of particles and γ -rays but also by the de-excitation of the GDR by emitting γ -rays. Thus GDR is an important probe to study the structure and gross properties of nuclei. We have made an attempt to calculate the GDR γ -ray absorption cross-section width by calculating the dipole strength and strength densities using spectral averaging theory.

WORK AT OTHER COLLABORATING ORGANISATIONS

Radio Astronomy Centre, Cotton College, Guwahati

A standard satellite TV DRS has been modified and reconfigured as the S-band solar radio telescope operating at 2.8 GHz. It consists of an 8 ft. parabolic dish antenna, low noise, Block converter, the satellite receiver and a P.C. This system receives the solar radio emissions at around 2.8 GHz with a time constant 0.1 ms. Acting as a solar tracking total power radiometer having a noise temperature of 30 K. The antenna mount has been made steerable in hour angle and declination with a preprogrammed microprocessor controlled motor drive system for the antenna beam to track the sun from sunrise to sunset automatically. The ADV voltage representing the received solar radio noise level is calibrated by a solid-state radio noise source in terms of antenna temperature and record parallelly both on strip chart recorder and a P.C.

The initial results obtained, so far, have been presented in the Symposium on Advances in Microwave, Millimeterwave and Infrared Technology held in Calcutta during December, 1999.

Tripura University

A Ku-band radio-telescope operating at 12.5 GHz has been installed at Tripura University. At present it has no steerable system, hence, it would record the daily values of solar flux in the frequency band where there lies spectral peak in the centimeter wave band. The group of scientists engaged in this work are also parallelly carrying out research work in the field of solar X-rays, the results of which have been published in *Indian J. Physics*, vol. 73 B(5), p.695, 1999.

Kalyani University

A L-band radio-telescope has been developed at Kalyani University, the initial test results have been published in *Indian Journal of Radio & Space Physics*.

Jadavpur University

A new type of ultrabroad band feed called "Sinuous Antenna" that has got a fixed phase centre over the entire band covered with equal E and H patterns and a very good VSWR has been developed by the Jadavpur University of ECRA for application of GMRT and for future parabolic dishes for ECRA radiotelescopes.

Accordingly, some work has already been done successfully in this direction at Jadavpur University by evolving a novel design of sinuous antenna feed based of planar microstrip structure.

Other Activities

- (i) **International Conference at S.N. Bose National Centre for Basic Sciences, Calcutta**
An International Conference on "Observational evidence of Black Holes in the Universe", sponsored by the Eastern Centre for Research in Astrophysics (ECRA), was held at S.N. Bose National Centre for Basic Sciences, Calcutta during the period January 11-17, 1998. About 30 scientists from different countries like U.S.A., U.K. Russia, Germany, France, etc., attended the conference.



(ii) Foreign Visits by ECRA scientists

- a) Prof. A.K. Sen visited Rutherford Appleton Laboratory, U.K. and various research institute at Canada during May, 1998. He also delivered invited lectures in IEEEEMTT-S International Microwave sump held at Denver, Colorado during June 8-13, 1997.
- b) Dr. T.K. Das visited Kashima Space Research Centre, Mitaka University, Hiraiso observatory, Japan during December, 1996. He participated in the XXVI th General Assembly of International union of Radio Science (URSI) held at University of Toronto, Canada during August 13-21, 1999 and also visited Green Bank observatory, West Virginia and Maryland University, U.S.A.

Research Papers

Ten research papers, authored by 13 persons, were published in National and international Journals.

Centre for Science Education and Communication, (CSEC), University of Delhi, Delhi

The objective of the Centre is to generate ideas and materials for the improvement of science education at the university and schools levels and to promote wider interest in science and scientific issues through all means of communication.

Restructuring of Undergraduate Science Curriculum

The Mansingh Committee appointed by the Vice-Chancellor gave its report which was placed in the Academic Committee meeting on 25th April, 1999 where it was decided that three committees would be framed by the Vice-Chancellor for the restructuring viz Common Module, Variable Module and Feasibility Committees and the work of these committees would be coordinated by the CSEC. These Committees were framed with members drawn both from the University Department and the Colleges. The Variable Module Committee included representatives from the industry as well as research institutes. The committees were actually appointed in September, 1999.

Consequent to the Academic Committee decision the Centre circulated the document "Restructuring Undergraduate Science Curriculum: A Draft Proposal for the next millennium" among all the Science teachers and decided to hold a meeting of all Science Teachers in the University in June to finalize the modalities of developing the syllabi for the common module papers. This meeting held on June 8, 1999 was attended by over 150 teachers and ten working groups were formed, one each for each of the common module papers. It was decided that the working groups would meet and after discussion would prepare draft syllabi within three months. The draft syllabi were put together and discussed at the meetings of the Common Module Committee (Chairman: Prof. T.R. Rao). The Committee also developed a format for distribution of workload between the different papers of the common module of the first year. The Committee discussed the infrastructure requirement for running the common module in the colleges. A draft of all the syllabi as well as working methodologies of the laboratories have been prepared and are available.

The Variable Module Committee under the Chairmanship of Dr. K.R. Shivanna held two meetings and discussed methods of setting up collaborations with outside agencies for running the variable module on an interactive basis. Responsibilities were distributed to individuals to set up contacts with the industries, research institutes and other agencies for collaborative work. A document 'Science Teaching in Delhi University: A Vision for the next century' was prepared and distributed to various agencies to help in this process. It was decided to fix meetings with the CII and Research Laboratories in Delhi Region.

A meeting of the University and the Industry was planned for February, 1999 but could materialize only on May 3 due to the time schedule of the Keynote Speaker Dr. Mashelkar DG CSIR. This meeting and several other consequent meetings have been resulted in establishing contact with some industries and industrial organizations as well as with the research insitutes.

A meeting of all Botany and Zoology teachers in the University was held on February 11, 2000 to discuss the Philosophy of the Common module, the Biology paper in the Common module and the development of suitable variable modules in Biology/Botany/Zoology. The meeting was well



attended and the proposed curriculum structure thoroughly debated. It was decided the Heads of the Botany and the Zoology Departments would initiate revisions of the respective undergraduate syllabi, which was long overdue. The revised syllabi could be adopted to form the main module of the revised curriculum.

The feasibility Committee held three meetings. Further meetings would be held as and when the structure of the revised curriculum is final and further details are available.

Science and Technological Literacy

The Centre was requested by UNESCO, New Delhi to organize a National Workshop on "Scientific and Technological Literacy (STL) for All" as part of their ongoing Project 2000 plus. A five day Workshop was held in Delhi in May, 1999 in collaboration with UNESCO and International Council of Associations for Science Education (ICASE) with about 30 participants drawn from various NGOs and Government institutions working in the field of education in different parts of the country. The supplementary teaching materials prepared at this Workshop were finalized as exemplar materials at a follow-up Workshop held in January, 2000 and have been published at "STL for All". CSEC also acted as a resource agency for a similar regional workshop organized by the J&K State Board of School Education in December, 1999.

As a follow up of these Workshops, there is a strong possibility that the Centre will be asked to act as a national nodal centre for co-ordinating the preparation of gender-sensitive STL materials under a joint UNESCO-UNDP-UNICEF program.

University of Delhi Academic Activities Network

Several organizational meetings have been held for this network but the physical system could not be set up as the construction repairs were started only in the second week of March. An informal site has been in operation under the private space of Dr. Pratibha Jolly.

The Centre has applied for a registration of a Domain www.udan.ac.in to NSCT located at the server of IIC at the South Campus of the University and has been awaiting for the launch of this site. Efforts are also being made for acquiring new hardware.

Elementary Education Teachers Research Network

The University signed a Memorandum of Understanding with the University of Cambridge whereby CSEC in collaboration with Homerton College was required to set up an 'Elementary Education Teachers' Research Network' consisting of about 10 Nodes engaged in working in primary schools to encourage action research and reflective practices by school teachers.

The programme started in the beginning of September, 1999 and till now a total of nine organization have agreed to join the network of Nodes. These are: Digantar in Jaipur, Vidya Bhawan Society in Udaipur, Alarippu in Supa, Rajasthan; the Rishi Valley School, SPREAD in Kurnool, NJS in Nellore, Andhra Pradesh; MKP in Sambalpur, Orissa; Ankur and SMP in Delhi. These have been provided with a multi-media PC, a colour monitor, a printer, a UPS and a modem each. A website called Vidyaonline.net has been set up for posting educational materials of interest to elementary school teachers and a resource centre has been set up in the Department of Education of the University of Delhi. Two introductory workshops have been held at which representatives from each participating Node have gathered to formulate plans for establishing a network, both electronic and conventional, of school teachers with the intention of sharing opinions, ideas and suggestions on how to handle the problems they encounter during their classes and the way in which these experiences should feed back into their practice as school teachers.

School Mathematics Project

The School Mathematics Programme (SMP) that has been organized by CSEC in three schools in Delhi since 1995 is now a part of the Elementary Education Teachers' Research Network. Teachers of mathematics in the primary sections of these schools have not been trained in the use of computers and are being encouraged to post their experiences on the Network website. They are also being



encouraged to write down their experiences of curriculum development in mathematics and share them with other members of the network. A joint workshop of SMP teachers and those from Ankur, an NGO working in information education, was held so that they could learn from each other's experiences. More such interactions are planned for the future. Workshops and activities sheets in mathematics are also being edited and generally being prepared for publication for classes 2 and 3.

Chemistry Group

The group gave almost its attention exclusively to the development of equipment and techniques for the use of Health workers in the rural area.

A test for Urinary Tract Infection (UTI) by testing for the presence of nitrite ions in urine was developed last year. A few kits to perform the test were evaluated at the microbiology department of All India Medical Institute.

The Group has developed another test for UTI via leukocyte esterase this year. These tests have been utilized in the workshop this year.

A low cost centrifuge was developed exclusively for the detection of anemia by measuring the compacted blood cell volume. This is being evaluated at St. Stephen's Hospital and at AIIMS.

The Centre is also collaborating with the St. Stephen's Hospital in the carrying out a correlation study of UV at the ground level, suspended particulate matter in the air and the deficiency of Vitamin D in the young children in and around Delhi. The Centre's responsibility in the project will be to make available equipment to do this study.

Science Quest

The Annual Quest continued for the fifteenth year. The first round of the contest was held on February 5, 2000 at the Mass Communications Research Centre, Jamia Millia Islamia. This consisted of a written test of short-answer/multiple choice question in Physics, Chemistry and Biology. All the teams then participated in an Inter-active round, which was filmed for preparation as a UGC programme on the Doordarshan Network.

The Exposition round of the finals was held on the 12th February, 2000 at the Department of Botany. In this round the six qualifying teams presented a paper of 15 minutes duration, which had to defend against questions asked by the other teams. The Concept and the problem rounds of the finals were held on the 19th February in the Lecture theatre of the Zoology Department, University of Delhi. As usual the contest was tough.

The final winners of the competition was Sri Venkateswara College, Runner-up – St. Stephens', third place – Miranda House. S.G.T.B. Khalsa College, Daulat Ram College and the Deen Dayal College teams won consolation prizes. The students were allowed to purchase books of their choice out of the prize money allotted to them. A sum of Rs. 23,628/- was given as prize money.

M.Sc. Environmental Biology

The Classes and Computer Practicals of the M.Sc. Environmental Biology were held as has been usual for many years at the CSEC.

Energy and Environment Group

An environment awareness course was continued this year also and was offered at eight colleges of the University of Delhi. The course comprised of lectures on energy, pollution and socioeconomic aspects of environment. The course which was interactive required the students to submit a theme paper on environment related themes. The students also learned to use a low cost kit assembled at the Centre for testing the quality of water. About 300 students availed of these courses conducted by eight colleges of University of Delhi. These informal courses have to some extent met the Supreme Court Directive on need for Environmental Education for all in the University.



Electronics Projects

About 20 students of the M.Sc. (Physics) and M.Sc. (Electronics) designed and assembled four projects involving micro-controller 2051 chips using the facilities collected and generated at CSEC. The projects included encrypted data transmission, motor and temperature control.

Classroom Action Research in Physics

A unique year-long training programme in Physics Education was organized in collaboration with Department of Physics with Dr. Pratibha Jolly as course director. The Centre for Professional Development in Higher Education, agreed to give it the status of a Refresher Course in Physics. The objective was to give college teachers an exposure to current issues in physics education research; illustrations of select innovative practices in physics teaching-learning being adopted by universities the world over; available resource material to enhance the pedagogic content of their own teaching and methodology of classroom research.

The initial hands-on workshop (3rd to 8th May, 1999) was attended by 45 teachers. After this, teachers formed collaborative groups to work on a Classroom Research Project based on ideas emanating from the workshop. In all, 22 teachers undertook ten classroom projects.

The research findings will be presented in the Seminar on Classroom Research to be held on 10-11 July, 2000.

Publications

- Restructuring Undergraduate Science Curriculum: A Draft Proposal for next millennium.
- Science Teaching in University of Delhi: A Vision for the next century
- Scientific and Technological Literacy for All

Assorted Circulated Documents

- Delhi University Science Teaching: The philosophy of Common Module
- Information Processing and Group-Work
- University - Industry Partnership in Science Teaching
- Computers and Networks in the Proposed Curriculum



Science Day at IUCAA's Science Park



9

PROMOTION AND PRESERVATION OF INDIAN CULTURE, HERITAGE AND VALUES

9.1 Special Studies on Social Thinkers

India has a heritage of great thinkers and social leaders whose revolutionary and path-breaking thoughts and actions have left a lasting impact not only in India but also on the whole world. To acquaint teachers and students with their thoughts and actions and to involve them on studies and research, the UGC has been providing assistance to the universities on selective basis for setting up and running the centres of Gandhian, Buddhist, Nehru and Ambedkar Studies.

(a) Gandhian Studies

Under the scheme, assistance is provided by the UGC on hundred per cent basis for setting up Centres of Gandhian Studies in universities for conducting programmes to acquaint teachers and students with thoughts and ideas of Mahatma Gandhi.

The UGC has set up Centres of Gandhian Studies in fourteen universities as per the new guidelines for the Ninth Plan period. During 1999-2000, an amount of Rs. 3.30 lakhs was released, as first installment, to each of the new Centres. The old Centres which were set up during Seventh & Eighth Plan period were closed down by the Commission.

(b) Buddhist Studies

The UGC has been providing assistance to selected universities on hundred per cent basis, outside the plan allocation, for the promotion of Buddhist Studies.

As per the new guidelines for Ninth Plan, the UGC has, so far, set up Centres for Buddhist Studies in Banaras Hindu University, Varanasi and M.L. Sukhadia University, Udaipur.

A grant of Rs. 3.30 lakhs to each university was released. All old Centres which were set up prior to the Ninth Plan were closed down by the Commission.

(c) Nehru Studies

It has been laid down by the UGC that those universities which conduct programmes on Gandhian Studies can also include Nehru Studies in their scheme of activities so as to avoid proliferation of infrastructure. Accordingly, some universities having Centres of Gandhian Studies have taken up Nehru Studies Programmes as well, with the objective of including the philosophy and thoughts of Nehru and the relevance of his ideas in the present context. Nehru Studies Programme is also supported on hundred per cent basis by the UGC.

All the old Centres which were set up prior to the Ninth Plan Period were closed down by the UGC.

As per the new guidelines for Ninth Plan, the UGC invited proposals from universities for setting up new Centres for Nehru Studies. The UGC received Eight proposals from various universities. The proposals were placed before the Standing Committee for its consideration. The Committee examined all proposals in detail and decided that the universities which were short-listed be visited by the UGC visiting team. The visits have not yet been completed.

**(d) Ambedkar Studies**

The Scheme of Ambedkar Studies was introduced by the Commission last year as part of the Ninth Plan Scheme. On the recommendation of the Standing Committee, the UGC has set up Centres at Kuvempu, Kurukshetra, Jadavpur and Bangalore Universities. During the year under report, an amount of Rs. 3.30 lakhs was released, as first installment, to each of the Centres.

The objective of the scheme is to promote Value Education in Universities/Post-graduate Colleges. The component of value education is ingrained in various regular courses and programmes and the course of value education is also incorporated as a foundation course under the scheme of restructuring of courses at undergraduate level.

Assistance under the scheme is available for specifically designed programmes for a fixed period of two to three years of implementation as projects. Assistance to a project is limited to Rs. 5.00 lakhs only.

During the year 1999-2000, there was no proposal from any university and hence no grant was paid.

The Scheme of Human Rights and Duties Education is being implemented during the Ninth Plan Period. Under this Scheme, the financial assistance is provided for starting a two year LLM/MA Course, one year Diploma Course, Certificate Course and for organizing seminars, symposia and workshops on Human Rights and Duties Education.

Number of Institutions identified for introduction of the courses during 1999-2000 is as follows:

	Purpose	Number of Institutions
1.	Two year Degree Course in Human Rights Duties Education	3
2.	One year Diploma Course in Human Rights Duties Education	4
3.	Certificate Course in Human Rights Duties Education	3

Number of Universities/Colleges identified for organizing seminar/symposia/workshop are as follows:

	Purpose	Number of Institutions
1.	Seminar on Human Rights Duties Education	Universities = 9
		Colleges = 15
		Total = 24
2.	Symposia on Human Rights Duties Education	Universities = 1
		Colleges = 2
		Total = 3
3.	Workshop on Human Rights Duties Education	Universities = 6
		Colleges = 2
		Total = 8

During the financial year 1999-2000, an amount of Rs. 21.67 lakhs was paid to Universities and Colleges under the scheme of Human Rights and Duties Education.

On the basis of recommendation of the Hon'ble Justice Verma Committee on "Operationalization of the suggestions to teach Fundamental Duties to the citizens of the country", the scheme is now designated as Human Rights and Duties Education. The Universities and Colleges identified for the introduction of courses of Human Rights Education and for holding seminar/symposia/workshops have been requested to incorporate duty consciousness an essential component in the curriculum.

9.2**Value-Orientated Education****9.3****Human Rights and Duties Education**



Justice Verma Committee Report on "Operationalization of the suggestions to teach Fundamental Duties to the citizens of the country" has also been sent to all the universities for their perusal and necessary action.

The Commission has constituted a Curriculum Development Committee under the Chairmanship of Hon'ble Justice V.S. Malimath to develop the model curricula for PG Degree Course, Diploma Course and Certificate Course and Foundation Course at under-graduate level.



10 DEVELOPMENT OF ENGINEERING AND TECHNICAL, MANAGEMENT AND COMPUTER EDUCATION

10.1 Development of Engineering and Technical Education

The University Grants Commission provides financial assistance to Technical Universities and Universities/Institutions having Engineering Departments to enable them to carry out various programmes of Higher Education and Research. At present, the Commission provides developmental assistance to 11 Technological Universities and 25 State/Central/Deemed to be universities having Engineering Departments under the following heads viz. (i) Staff, (ii) Books and Journals, (iii) Equipment, (iv) Building, (v) Others.

The Commission has allocated an amount of Rs. 6443.69 lakhs for development of Engineering and Technical Education for the Ninth Plan period. During the year 1999-2000, the Commission released grants amounting to Rs. 1249.93 lakhs to these Universities/Institutions as developmental assistance.

The Commission also provides maintenance grants for specific purposes to four State/Deemed to be Universities for conducting the approved PG Courses in Engineering and Technology. These Universities are (i) Anna University, (ii) Thaper Institute of Engineering and Technology, (iii) Birla Institute of Technology and Science, Mesra, Ranchi (iv) Roorkee University (Department of Earthquake Engineering and W.R.D.T.C.). During the year 1999-2000, the Commission released an amount of Rs. 291.13 lakhs to these Universities.

10.2 Award of PG Scholarships to M.E./M.Tech Students

The Commission provides Post-Graduate scholarships to M.E./M.Tech. Students to enable them to pursue higher technical education. M.E./M.Tech. Students, who are GATE qualified, receive the scholarship for a period of 18 months @ Rs. 2,500/- p.m. and a contingency @ Rs. 3,000/- p.a. During the year 1999-2000, grants to the tune of Rs. 431.75 lakhs were released towards these PG Scholarships. The Commission provides PG Scholarships to 900 students (approx.) every year.

10.3 Development of Management Studies

The University Grants Commission provides financial assistance to Universities for the introduction of the MBA Programme after the proposals are approved by the UGC Expert Committee on Management Studies as well as by the AICTE. It also provides developmental assistance to departments, which have completed five years and have availed themselves of UGC assistance for the MBA Programme for a period of five years from the date of implementation of the MBA programme. During 1999-2000, the Commission approved four new MBA departments in four Universities. Thus, upto 31.03.2000, the Commission had provided financial assistance to 63 Universities, which have already availed themselves of UGC assistance for the introduction of MBA Programme for a period of five years.

During the year 1999-2000, grants amounting to Rs. 264.41 lakhs were released to the above Universities for running MBA Programme.



10.4 Development of Computer Facilities and Computer Education in Universities

a) Computer Centres in Universities

The UGC has been providing financial assistance to universities for the establishment and upgradation/ augmentation of computer facilities.

Upto 31.03.2000, the Commission provided grants for setting up computer centres in 130 universities and institutions deemed to be universities.

During the year 1999-2000, a grant of Rs. 50.00 lakhs was approved for upgradation of computer facilities in the Computer Centres of the following 20 universities, out of which, Rs. 30.00 lakhs was released to the following twenty universities.

1. Andhra University
2. Amravati University
3. Jadavpur University
4. Gujarat University
5. Hyderabad University
6. Manipur University
7. Awadesh Pratap Singh University
8. Shivaji University
9. Devi Ahilaya Vishwavidyalaya, Indore
10. Kashmir University
11. Sri Venkateswara University
12. Jawaharlal Nehru University
13. Roorkee University
14. Kumaon University
15. Bhartidasan University
16. Kurukshetra University
17. Gujarat University
18. Goa University
19. Dayalbagh Educational Institute, Agra
20. Madras University

b) Manpower Development Courses

In order to train human resources in the field of computers, the UGC has also been providing assistance to universities for conducting courses such as Master of Computer Application (MCA), M.Sc. in Computer Science, B.Tech/B.E. in Computer Science and M.Tech/M.E. in Computer Science.

Upto 31.03.2000, the number of universities assisted by the UGC for conducting various Computer Science Courses was as shown below:

Number of Universities Assisted for Conduction of Computer Courses

Course	No. of Universities
M.C.A./M.Sc. (Computer Science)	67
B.Tech/B.E. (Computer Science)	10
M.Tech./M.E. (Computer Science)	07



The year-wise position of the number of universities assisted for these courses during the last five years is indicated as below:

Number of Universities Assisted for Conduction of Computer Courses

Year	MCA/M.Sc. (Comp. Sc.)	B.Tech./B.E.	M.Tech./M.E.
Upto 31.03.98	56	10	07
1998-99	59	10	07
1999-2000	62	10	07
1997-98	57	10	07
1996-97	59	10	07

c) Training of College Teachers for Computer Awareness

The UGC has been operating the scheme since 1993-94 for the training of teachers in the use of computers in those colleges, which have been assisted by the UGC for purchase of computers. Universities, located in the proximity of these colleges, have been entrusted with the job of imparting the training.

Upto the end of 1999-2000, 135 training programmes were approved by the Commission. On an average, one training programme covers 15 colleges and each college is expected to depute two participants for the training.

d) Introduction of Computer Application Paper at the Post-Graduate Level

The UGC has been providing financial assistance to universities since 1992-93 for starting an additional paper in Computer Applications at the post-graduate level in subjects in which Computer Applications have been prominent. Eight subjects viz., Physics, Chemistry, Mathematics, Statistics, Geo-Sciences, Economics, Library Science and Commerce were identified to begin with. However, during 1996-97, it was decided by the Commission to introduce a Computer Application paper at the Post-Graduate level in all subjects wherever relevant, instead of eight identified subjects. The University is required to submit to the UGC the prescribed syllabus for these papers while applying for the grant under the scheme.

A non-recurring grant of Rs. 8.00 lakhs each is provided to a university for setting up Computers Laboratory under this scheme. In addition to this, selected universities are also being provided with a recurring grant of Rs. 1.00 lakh during first year and Rs. 1.50 lakh per annum for next four years for contingent expenditure on stationery, consumables, honorarium to teachers, assistants etc.

Upto 31.3.2000, 24 universities were given approval to implement the scheme.

The Commission also provided a grant of Rs. 3.00 lakhs to the following two universities and one college for strengthening the Computer Laboratories in the individual departments for computer application at the postgraduate level.

- University of Delhi
- Allahabad University
- D.A.V. College, Kanpur

e) Grants for Strengthening Computer Laboratory for Departments of Computer Science

The Commission has been assisting the Departments of Computer Science in Universities for Computer Lab. facilities for running MCA/M.Sc. (Computer Science) Course since 1998-99. Thirteen universities were assisted during the year 1999-2000. A grant of Rs. 10 lakhs is being provided to each University under the scheme. Upto 31.03.2000, 38 universities were approved for grant under the scheme. During the year 1999-2000, each of the thirteen universities were provided a grant of Rs. 10 lakhs each under the scheme.

f) Assistance to the Offices of the College Development Councils

During 1998-99, the Commission decided to assist CDCs of the Universities to provide Computer facilities at the rate of Rs. 1.00 lakh to each CDC. The Commission assisted 45 universities for purchase



of Personal Computer, Printer and relevant Software for offices of the CDC under the scheme during 1998-99. During the year 1999-2000, 19 more universities were assisted with a grant of Rs. 75,000/- per university.

g) Assistance to Academic Staff Colleges for Computer Facilities

During the year 1999-2000, the UGC decided to provide a non-recurring grant of Rs. 1.25 lakhs to each of the Academic Staff Colleges for creating Computer facilities. These facilities are to be used for conducting refresher courses and orientation programmes related to Computer Application in different subjects. The Academic Staff Colleges are supposed to use these facilities also for its administrative requirements. During the year, the Commission assisted all the 50 Academic Staff Colleges under this scheme.

During 1999-2000, the Commission provided a total grant of Rs. 901.08 lakhs to universities for the seven schemes detailed above.

The Commission has been providing financial assistance to colleges for purchase of personal computers, Dot Matrix Printer, CVT and relevant system and Application Software.

The scheme is aimed to create awareness among the students and teachers/staff about the use of computers in administration, finance, examination and research. During the year, the Commission approved a grant of Rs. 1.25 lakh to each of the 170 colleges. Thus upto 31.03.2000, assistance for the procurement of computers was approved to 3404 colleges as per the state-wise distribution given below:

Computer Facilities in Colleges

State/U.T.	No. of Colleges Assisted Upto 31.03.2000
Andhra Pradesh	285
Arunachal Pradesh	2
Assam	100
Bihar	166
Delhi	54
Goa	9
Gujarat	208
Haryana	116
Himachal Pradesh	35
Jammu and Kashmir	27
Karnataka	247
Kerala	154
Madhya Pradesh	239
Maharashtra	443
Manipur	37
Meghalaya/Nagaland	14
Orissa	176
Pondicherry	8
Punjab	195
Rajasthan	130
Tamil Nadu	196
Tripura	5
Uttar Pradesh	274
West Bengal	284
All India Total	3404

The Commission also provided grant for second time during 1998-99 to 188 colleges, which were provided first time grant by the UGC during 1993, or prior to that.

During the year 1999-2000, the Commission provided a total grant of Rs. 202.63 lakhs to the colleges under the scheme.



11

EDUCATIONAL OUTREACH ACTIVITIES

11.1 Adult, Continuing Education and Extension and Field Outreach

In this nation-wide programme of Adult, Continuing Education and Extension and Field Outreach, 85 Universities were involved initially during the Ninth Plan period. The Departments/Centres of Adult, Continuing Education and Extension set up in these universities are funded by the UGC. These institutions which involved students and teachers, have been organizing programmes such as literacy, post-literacy, Continuing Education, Science for people, Environment Education, legal literacy and technology transfer.

During the financial year 1999-2000, the budget allocation of Rs. 2.06 crores made available to this programme, was fully exhausted upto 31.03.2000.

Special Nodal University meetings were organized for finalization of accounts of grants paid to the Departments prior to the Ninth Plan. On receipt of the required documents from various Universities/Institutions, accounts of old Adult Education programmes i.e., 16 point programme (01.04.83 to 31.03.89), Area Based Approach programme (01.04.89 to 30.06.92) and Total Literacy Campaign programme (01.07.92 to 31.03.89) would be finalized.

The Department of Adult Education of L.N. Mithila University, Darbhanga (Bihar) has been discontinued during 1999-2000 on the basis of the report of the Visiting Committee.

The Commission has also been deputing teachers since 1990 and 1997 from Universities/Colleges to work with the Bharat Gyan Vigyan Samiti (BGVS) and Bharat Jan Vigyan Jatha (BJVJ) respectively. During the year 1999-2000, the UGC has awarded one teacher fellowship to BGVS and eight teacher fellowships to BJVJ on full time basis. The UGC has been paying the salary in respect of the substitute teachers, if appointed by the Universities/Colleges.

The proposal received from National Open School regarding starting of study centres for classes XIth and XIIth in the departments/Centres of Adult, Continuing Education and Extension and field outreach is still under consideration of the Commission.

11.2 UGC-UNFPA Project on Population and Development Education in the Higher Education System

The University Grants Commission has been assisting Universities and Colleges for the promotion of Population Education Programme in the university system since 1983. The main objective of the programme is to enable the youth in universities and colleges and, through them the community, to comprehend clearly the issues relating to family size, quality of life, gender equity, reproductive health, AIDS, impact of population growth on society and the nation etc. The UGC has set up 17 Population Education Resource Centres (PERCs) in selected universities as a joint project undertaken with the United Nations Fund for Population Activities (UNFPA). These Centres provide technical support to the University system and also provide resource support for various activities relating to curriculum development, teaching and learning material.

The second phase of the project ended on June 30, 1998 and was evaluated by Educational Consultants India Ltd. (Ed.Cil.). The recommendations made by Ed.Cil. were taken fully into account by the UGC while preparing the third phase Project document. This was submitted for acceptance to the Ministry of Health and Family Welfare and the UNFPA for implementation by the UGC. The third phase commenced in January 1999, even though the Project document could be signed by the Ministry of Health and Family Welfare and UNFPA only in April, 1999. As per the Third Phase Project Agreement, the UNFPA will provide funds for conducting various activities under the project.



The contribution of the Govt. of India will be towards salaries of the staff employed in the PEU, UGC and the 17 PERCs, infrastructural facilities, provision of equipment and other miscellaneous expenditure. The Govt. of India will also be meeting the expenses towards the orientation of College Principals. The present phase proposes the continuation of the Project with an emphasis on national capacity building, adolescent education and improved management systems to realise the set of objectives in tune with the International Conference on Population and Development goals.

In this phase, there is a shift of focus from population control and other demographic concerns to reproductive health, gender equity, adolescence education and quality of life.

In the third phase, Counselling services have been successfully operating in sixteen Population Education Resource Centres. Through this service, qualified doctors, counsellors provide information to university and college students on AIDS, drug abuse and other related matters.

In order to create a supportive environment for the institutionalisation of population education, advocacy programmes are being organised for decision-makers, Vice Chancellors, College Principals etc.

Capacity building of the PERCs and their strengthening is being undertaken to consolidate their programme and training capacity. This is being done through development of linkages, workshops, exchange programmes, Research materials and Publications.

A Training programme has been organised in order to enhance capacities in research by training in Qualitative Research Methods in July 1999. 40 personnel from the PERCs were trained in this programme.

25 personnel from different Population Education Resource Centres were trained for providing adequate telephone counseling services for developing responsible behaviour among college students.

In order to strengthen the research base for improving Population and Development Education in Higher Education System, an Inter Sectoral Research Consultative Meet was jointly organised by the UGC with the UNFPA in November 1999. Review of research conducted in the second phase was carried out to identify the gaps in the research in the meeting. 47 personnel including experts, resource persons participated in this Research Consultation.

Inter-country study visits were conducted in September, 1999 for PERC personnel to two countries namely Indonesia and Sri Lanka to sensitise PERC personnel to population issues and understand different approaches.

An officer from the UGC received training on "Communicating Population and Health Research to Policy Makers", in February-March, 2000 at Bangkok Thailand.

As part of Inter Sectoral Co-ordination, links and networking have been established with governmental organisations, NGOs, Panchayati Raj Institutions, Opinion leaders etc. Attempts are being made to network with other UN Agencies such as UNESCO, UNICEF and WHO. Further State Level Co-ordination Committees have been formed with the other sectors namely, School and Adult Education.

Material Development is a specialised activity of the Third Phase. Developing Bibliographies for courses is currently being prepared by selected PERCs on the thrust areas namely Adolescence Education, Reproductive Health, HIV/AIDS, Substance Abuse, Environment and Gender Issues.

For the purpose of monitoring and evaluation, two Project Progress Review Meetings were held jointly with the Advisory Committee in the month of March 1999 and January 2000 to provide a good understanding of the achievements of the project and an appreciation of its strengths and weaknesses. During the year 1999-2000, an amount of Rs. 60.98 lakhs was expended towards the activities of the project.



12

FACILITIES FOR THE SCHEDULED CASTES, SCHEDULED TRIBES, HANDICAPPED, DISADVANTAGED SECTIONS AND DIFFERENTLY ABLED PERSONS OF SOCIETY

12.1 Special Cells for Scheduled Castes and Scheduled Tribes in Universities

To ensure effective implementation of the reservation policy in admissions, recruitment to both teaching and non-teaching positions, staff quarters, hostels, fellowships etc., for Scheduled Castes and Scheduled Tribes, the Commission has been providing, since 1988, financial assistance to universities/ deemed to be universities for the establishment of SC/ST cells. The assistance is available for staff positions in the Cell for a period of five years subject to the assurance from the concerned State Government to take over the liabilities on the expiry of five year period or end of the plan when the assistance ceases, whichever is earlier.

During 1999-2000, the Commission approved the setting up of SC/ST Cells in the following eight universities :

- Vidyasagar University
- Annamalai University
- Gauhati University
- Manonmanian Sundarnar University
- T.N. Bhagalpur University
- Amravati University
- Ch. Charan Singh Meerut University
- Rashtriya Sanskrit Vidyapith, Tirupati

As on 31.03.2000, there were 104 SC/ST cells functioning in various universities/deemed to be universities. A grant of Rs. 65.71 lakhs was released to the universities.

The Standing Committee on SC/ST reviewed the performance of SC/ST Cells, which were established since 1988, and upto the end of eighth plan i.e., 31.03.1997. On the basis of the review work, 46 SC/ST Cells were further recommended, as per the revised guidelines, for financial support of Rs. 1 lakh each for the Ninth Plan period.

In order to suggest/advise measures to the Commission on effective implementation of the reservation policy in Central Universities, the Committee visited all the Central Universities except the universities located in the North Eastern Region and submitted its reports for consideration of the Commission. Visits to the Central Universities in the North-Eastern Region are being organized.

12.2 Remedial Coaching for SC/ ST Students

With a view to improve the academic skills and linguistic proficiency and to raise the level of comprehension of students belonging to SC/ST communities at under-graduate/postgraduate level, the Commission introduced the scheme of Remedial Coaching in 1994, in universities and colleges. As per the revised guidelines for the Ninth Plan, assistance is available for a period of five years on cent per cent basis. But in the first phase, assistance is provided for a period of three years. The review work will be undertaken at the end of third year. If found satisfactory, the scheme will be extended further for a period of two years. During the year 1999-2000, an amount of Rs. 268.04 lakhs was released under the scheme.



The UGC conducted review for the colleges selected in the 1994-95. Out of 106, the Standing Committee recommended only 36 institutions for the second phase i.e. for further period of two years. The recommendations of the Committee were not approved due to paucity of funds.

During the year 1999-2000, 77 new institutions were selected under remedial coaching scheme.

12.3

Central Pool Data Base for SC/ST

Keeping in view the poor representation of SC/ST candidates in teaching positions and non-availability of suitable qualified SC/ST candidates, as reported by universities and colleges, the Commission created, in 1997, a "Central Pool Data Base" of eligible candidates belonging to the SC/ST communities to consider their candidature for teaching positions, viz. Professor, Reader and Lecturar, in universities and colleges.

During 1999-2000, 153 applications were received from SC/ST candidates and enlisted to the existing list. As on 31st March, 2000, 1274 applications were enlisted. Requests from 10 universities and 20 colleges were received for supplying the information of SC/ST candidates in various subjects and the desired information was sent to them during the period under report. Efforts are also being made to incorporate the Central Pool Data in the UGC website.

12.4

Coaching Classes for the Weaker Sections amongst Educationally Backward Minority Communities

The scheme of Coaching Classes for Minorities was introduced in 1984 by the UGC for achieving social justice and equity of the weaker sections among the minorities and also for achieving their incorporation in all walks of life. The guidelines for the scheme are revised for the Ninth Plan period with a view to increase the programme's effectiveness. The main objective of the programme is to prepare students belonging to educationally backward minority communities so as to enable them to compete in various competitive examinations, securing admissions in professional courses, becoming self-relevant and organizing orientation programmes for directors of the coaching centres so that professional approach can be introduced in the coaching of students.

As on 31.03.2000, 77 coaching centres including 10 women coaching centres were functioning in 22 universities and 55 colleges. The Commission constituted a Standing committee to monitor the scheme at the all India level. The university/college is eligible to receive the grant on cent per cent basis as shown below:

University/College	Assistance
College	3 lakhs for first year 1 lakh for subsequent years
University	5 lakhs for first year 1.5 lakhs for subsequent years

The assistance is available both for recurring and non-recurring items. The duration of the scheme is initially for three years in the first phase. Further extension will be accorded to the centres based on the satisfactory work done as assessed by the Committee. The scheme is plan to plan basis.

The activities of the coaching centres are at three levels, i.e., (i) Remedial Education, (ii) Coaching for group 'B' and 'C' level posts, and (iii) Coaching for all India services and NET.

During the period under report, the Sub-Committee reviewed the work of 31 coaching centres and recommended twenty- five centres for continuation and six centres for discontinuation. The remaining centres are being reviewed and the visits are going to be organized from August, 2000 onwards.

During the year 1999-2000, an amount of Rs. 43.65 lakhs was released to these coaching centres.



**12.5
Monitoring
Committee to
Evaluate the
Implementation of
Reservation
Policy for SC/ST
in Central and
Deemed
Universities**

To oversee the implementation of reservation policy in respect of SCs and STs in Central Universities/ Deemed to be Universities (receiving maintenance grant on cent per cent basis), the Commission has been organizing Monitoring Committee meeting every year. The Secretary, UGC is the Chairman of the Committee. Representatives of Ministry of Human Resource Development, Ministry of Social Justice and Empowerment and National Commission for SC/ST are also invited to the meeting to have face to face interaction with the Registrars of Central and Deemed to be Universities and to discuss the problems being faced by the universities in implementation of the reservation policy. Last meeting was held on 9th August, 1999 and representatives of seventeen universities/deemed to be universities were in the meeting.

**12.6
Teachers
Preparation in
Special
Education
(TEPSE) &
Higher Education
for Persons with
Special Needs
(Disabled
persons)
(HEPSN)**

With an aim of not ignoring persons with disabilities in the Higher Education System, the UGC has introduced the special scheme viz., TEPSE & HEPSN for the differently abled persons as one of the proposed schemes for implementation during the Ninth Plan period. These schemes have been implemented with an objective to develop courses for special teachers and counselors and also to provide facilities in various forms for the differently abled persons.

Teachers Preparation in Special Education (TEPSE)

Main Objectives

- To start special education courses for teachers preparation courses at the B.Ed./M.Ed. level.
- To provide equal educational opportunities and experiences for disabled persons in Higher Education.

Eligibility Conditions

- University/College offering special education courses at B.Ed. or M.Ed. level.
- The University/Department/College should have the approval of the Rehabilitation Council of India for starting the programme.
- Five years experience in running B.Ed. level teacher preparation courses.
- The College should have Model School or it will produce, in writing, the acceptance of a special/integrated school in the vicinity to function as a Model School.
- Institute applying should be approved by the UGC under Section 2(f) & 12(B).

Student Intake

- There will be an intake of minimum 20 and maximum 30.

Number of Institutions to be identified during Ninth Plan

- Ten

Assistance Pattern (Ninth Plan)

- Faculty Positions :
B.Ed. : 01 Professor or 01 Reader and 02 Lecturers
M.Ed. : 01 Professor, 01 Reader and 01 Lecturer
- Books, Journals, Special aids and appliances : @ Rs. 1.00 lakh per annum per Institute.



Higher Education for Persons with Special Needs (Disabled Persons) (HEPSN)

Major Objectives

- To create awareness among functionaries of Higher Education about Special Educational needs of persons with disabilities.
- To equip the Institute with facilities to provide access to disabled persons.
- To assist disabled individuals to increase their sustainability in higher education.
- To explore possibilities for suitable placement for disabled graduates.

The Scheme has Three Components

- Disability Unit
- Special Equipment (say low vision aids, scanners, mobility devices etc.)
- Access to persons with disabilities (such as ramps, rails, Special Toilets, other relevant changes)

During the year 1999-2000, the UGC has approved the proposals from five Universities/Institutions under the scheme of TEPSE and eight Universities/Institutions under the scheme of HEPSN. Also, the UGC has sanctioned Rs. 47.69.

The Commission at its meeting held on 15.03.1999 decided to enhance the amount of financial assistance to be provided to the regularly appointed Blind Teachers working in the Universities for this purpose to Rs. 6,000/- per annum as Reader Allowance, for purchase of Braille Books, recorded materials etc.

This assistance shall be provided by the Commission as per the laid down procedure in the guidelines issued for the purpose to all Universities/Colleges.

The blind teachers working in the Universities will be dealt with by the head office. However, the respective UGC Regional Offices shall deal with blind teachers working in the colleges.

During the year 1999-2000, an amount of Rs. 12,000/- was provided to the two universities for the benefit of two blind teachers as under:

1.	Patna University, Patna	Rs. 6,000/-
2.	Indira Kala Sangeet, Kairagarh	Rs. 6,000/-
	Total	<u>Rs. 12,000/-</u>

127
Financial Assistance
to Visually
Handicapped
(BLIND) Teachers



13

FACILITIES FOR AND POSITION OF WOMEN IN HIGHER EDUCATION

13.1 Introduction of Technical Courses for Women in Women Universities

The Commission has introduced a new scheme viz., "Technology for Women" in women universities as identified for implementation in the Ninth Plan Period, with a view to provide an opportunity for women in areas perceived to be prestigious and associated with better emoluments, and also to reduce gender imbalance in the area of Engineering and Technology.

Under the scheme, the UGC provides financial assistance for introduction of under-graduate courses in Engineering and Technology for a period of five years from the date of implementation of the course. The assistance is available both for recurring and non-recurring items.

The Commission initially identified five women universities for introduction of Engineering and Technology courses during the Ninth Plan Period. The Commission approved the proposal of S.N.D.T. Women's University, Mumbai for establishment of Department of Technology for starting of the following under-graduate courses.

- B.Tech. in Electronics and Communications
- B.Tech. in Computer Science and Technology
- B.Tech. in Information and Technology

The proposals of two universities viz. Padmawati Mahila University, Tirupati and Avinashlingam Institute for Women, Chennai, are under consideration of the Commission. During the year 1999-2000, an amount of Rs. 208.52 lakhs was released to the S.N.D.T. Women's University, Mumbai.

13.2 Part-time Research Associateships for Women

The UGC awards Part-time Research Associateships for Women with a view to provide an opportunity to women research scholars to take up post-doctoral research independently or on project assignment basis in Science, Humanities, Social Sciences and Engineering & Technology. The awardees are placed in the following two slabs:-

- Rs.4,000/- (fixed)p.m.
- Rs.5,250/- (fixed)p.m.

A contingent grant @ Rs. 5,000/- p.a. together with 10 per cent of Departmental Assistance (for the host institution) is provided for each awardee. No HRA is permissible under this scheme.

The duration of the Part-time Research Associateships is five years and no extension is given under any circumstances. All other provisions of the scheme are the same as those applicable to full-time Research Associateship. During 1999-2000, an amount of Rs. 42.33 lakhs was paid for 166 part-time Women Associates working in Universities/Institutions/Colleges. Presently, the scheme is not functional.

13.3 Special Scheme for Construction of Women's Hostels

With a view to increase Women enrolment by providing a safe environment and to encourage the mobility of women students to pursue higher education in the universities and colleges of their choice, the Commission introduced a special scheme during the later half of the Eighth Plan period for the construction of women's hostels. It has been decided to continue this scheme during the Ninth Plan period also. However, it has not been possible to increase the amount to provide more accommodation in each hostel, due to shortage of funds. Therefore, the colleges/universities (Central as well as State) and deemed to be universities are being provided assistance limited to 60 per cent of the total cost of the hostel and subject to the ceilings given below:

(Rs. in lakhs)

	Women Enrolment	Amount
(a)	Up to 250	7.00
(b)	251 to 500	10.00
(c)	More than 500	15.00

However, the Commission has given relaxation in Women's enrolment by 10% for providing assistance to all of those Universities and Colleges located in tribal, hilly and border areas (State Govt. notified for the purpose) all over the country.

Under the scheme, the UGC released an amount of Rs. 157.87 lakhs to twenty-three universities (19 State Universities, 2 Deemed to be Universities and 2 Central Universities), Rs. 26.22 lakhs to four Delhi Colleges and Rs. 664.19 lakhs to 434 State Colleges (by the Seven Regional Offices) during the year under report.

13.4 Promotion of Women Studies in Universities

The UGC programme for promoting Women Studies envisages assistance to universities and colleges for setting up Centres and Cells for Women Studies. The Centres/Cells are required to undertake research, develop curricula and organize training and extension work in the areas of gender equity, economic self-reliance for Women, girls education, population issues, issues of human rights and social exploitation etc. These activities are expected to contribute not only to social awareness and change but also to academic development. However, the Women Studies Centres are not expected to be like other conventional Departments of university, in that, they are not required to run courses that lead to an under-graduate and post-graduate degree, although they could do so. The Women Studies Centres are, expected to take up activities like teaching, research, extension, advocacy, dissemination of information etc. During the year under report, the following activities were reported by the Women Studies Centres under teaching, research and extension.

1. Teaching:- Curriculum Development and upgradation of material for training manual for Women; small monographs on Women's issues.
2. Research:- Research projects on Women's issues
3. Extension:- Newsletter, counselling and aid family counselling centres, literacy mission, community development surveys, assistance to audio-visual unit to prepare videos on problems concerning Women.

Presently, there are 33 Women Studies Centres in universities including 12 new such Centres and Women Studies Cells in four colleges and two universities. The Women Studies Centres have been placed in different phases depending upon their performance. The financial assistance made available to them for a period of five years is as follows:-

Phase I	Rs. 25.00 lakhs
Phase II	Rs. 40.80 lakh
Phase III	Rs. 50.00 lakhs

The assistance made available to the Women Studies Cell is Rs. 25,000/- p.a. as an activity grant.

The Commission also decided that no new Women Studies Centres/Cells be established during the rest of the Ninth Plan period.

Against an allocation of Rs. 200 lakhs for 1999-2000, Rs. 108.31 lakhs was released to the existing study centres for carrying out necessary activities/programmes and salary of project staff appointed on contractual basis.

The UGC has decided to bring out two volumes on "Women Studies in India" which would highlight the role and perception of UGC on Women Studies particularly the programme through the Centres. Dr. Pam Rajput and Dr. Devaki Jain, the members of the UGC Standing Committee on the development of Women Studies are Co-editors of the two volume of "Women Studies in India".



The Sub-Committee has contextualised the modules prepared by Commonwealth Secretariat, London to suit Indian needs for the programme 'Women Managers in Higher Education'. The modules will be published by the UGC when these are ready. It is proposed that the cost of the modules will be kept at the minimum possible to cover the cost of publication.

These Study Centres are only established in universities which come under the purview of the UGC Act, 1956 and these are only beneficiary institutions. No college was considered for setting up Study Centre during Ninth Plan.

There has been a phenomenal growth in the number of women students enrolled in higher education, since Independence. Women enrolment was less than 10 per cent of the total enrolment on the eve of Independence and it rose to 35.5 per cent in 1999-2000.

The pace of growth has been particularly faster in the last two decades or so. As the data in Table 13.1 show, the number of women enrolled per hundred men, registered a fourfold increase during the period 1950-51 to 1999-2000.

Table 13.1: Women Students Per Hundred Men Students

Year	Total Women Enrolment (000s)	Enrolment Per Hundred Men
1950-51	40	14
1999-2000	2140	55

Distribution of women's enrolment by state shows that there has been marginal increase in the enrolment of women as a percentage of total enrolment in all the states during 1999-2000 over the preceding year. As in earlier years, Kerala (53.9%) continued to lead the other states in terms of women's enrolment as a percentage of total enrolment in 1999-2000 followed by Panjab and Goa (51.8% each), Delhi and Pondicherry (45.5% & 45.0% respectively), Manipur (44.7%), Jammu and Kashmir (40.3%), Tamil Nadu and Gujarat (41.7% & 41.0% respectively). Other States like Haryana, Himachal Pradesh, Maharashtra and West Bengal also had a higher enrolment of women than the national percentage of 35.45 per cent. In the rest of the states, the percentage of women enrolled was less than the national level, with Bihar recording the lowest women enrolment of 20 per cent only (Appendix-VI).

Distribution by Stage of Education

Women's enrolment, as a percentage of total enrolment, is shown in Table 13.2. During the decennial period from 1990-91 to 1999-2000 there was marginal increase in women enrolment at all stages except at the research stage.

Table 13.2: Percentage of Women Enrolment to Total Enrolment, Stage-wise

Year	Graduate	Post-Graduate	Research	Diploma/Certificate
1990-91	32.3	34.2	36.7	25.5
1999-2000*	36.4	36.5	32.8	31.3

* Provisional

A noteworthy feature of the general increase in the number of women students in higher education is almost uniformity in the incidence of their enrolment at all levels of education.

**13.5
Growth in
Enrolment of
Women in Higher
Education**

**13.6
Distribution of
Women
Enrolment by
State, Stage and
Faculty**



Distribution by Faculty

The data on enrolment by faculty in 1999-2000 is given in Table 13.3.

Table 13.3: Women's Enrolment by Faculty:1999-2000

Faculty	Enrolment	Per cent
Arts	14,89,503	54.30
Science	5,20,906	19.00
Commerce	3,81,358	13.90
Education	87,600	3.20
Medicine	90,473	3.30
Engg./Technology	69,057	2.30
Law	54,832	2.00
Agriculture	15,500	0.60
Veterinary Science	2,742	0.10
Others	35,641	1.30
Total Women	27,41,612	100.00

Table 13.3 shows that women enrolment in the faculty of Arts is over 54 per cent of total women's enrolment, followed by the faculty of Science (19.0%) and the faculty of Commerce (13.9%). There was no change in the percentage of women enrolled in any faculty in 1999-2000 as compared to 1998-99.

13.7 Women Colleges

The number of women colleges has recorded substantial increase during the ten years from 1990-91 to 1999-2000 as shown in Table 13.4.

Table 13.4: Number of Women Colleges during 1990-91 to 1999-2000

Year	No. of Women Colleges
1990-91	874
1991-92	950
1992-93	994
1993-94	1033
1994-95	1107
1995-96	1146
1996-97	1195
1997-98	1260
1998-99	1359
1999-2000*	1520

* Provisional



14

PROMOTION OF PHYSICAL EDUCATION AND SPORTS

14.1

Three Year Degree Course in Physical Education, Health Education and Sports

The UGC introduced a three-year Degree Course in Physical Education, Health Education and Sports in 29 Institutions during the year 1998-99. Since then, the Commission has been providing assistance to these Institutions for approved items of expenditure like salary of the staff, books and journals, equipment and laboratory building. While the Commission's assistance towards the salary of staff was on 100% basis for a period of 5 years, the assistance for other items was on sharing basis with the Institution/State Government subject to the ceiling of the UGC assistance provided for different items.

Due to various problems identified in the scheme, the UGC appointed an Expert Committee, to review the performance of the Three-Year Degree Course in Physical Education, Health Education and Sports. The report of the Committee was placed before the Commission for approval. The Commission desired that the report of the Committee may be sent to the N.S.O., Department of Youth Affairs & Sports, Ministry of Human Resource Development for their comments. Accordingly, the report was sent to the Secretary, Ministry of Human Resource Development, Department of Youth Affairs and Sports for his comments which are still awaited.

14.2

Promotion of Adventure Sports in Universities and Colleges

The National Adventure Foundation (NAF), on behalf of the UGC, was implementing the scheme of "Adventure Sports in Universities and Colleges". An Expert Committee constituted by the UGC for reviewing the implementation of the programme, submitted its report on 21st July, 1999 and it was placed before the Commission at its meeting held on 29th – 30th November, 1999. Based on the recommendations of the Committee, the Commission decided as under :

- To discontinue the implementation of the programme through the NAF with immediate effect.
- To implement the programme directly by the UGC through universities.
- To identify 10-15 nodal centres for different adventure sports events and proposals in this regard be invited from the universities for selection of nodal centres for the seven events viz., Tracking (Desert, Forest), Cycle Safari on plain, Mountainous terrain and Rocky terrain, Water Sports, Skiing, Kayaking and Canoeing, Mountaineering and any optional adventure sport not covered by the above events.
- To provide assistance only for hiring of equipment (if not available with the University), board and lodging of participants and officials deputed for implementation of the programme, insurance of the participants and the officials, contingency not more than Rs. 1000/- per programme, honorarium to the organizers for the entire programme not exceeding Rs. 2000/- per annum and TA/DA to the experts.
- Not to pay for the procurement of any equipment. However, if the required equipment is not available with the concerned university, the same be hired and the expenditure on this account be debited as admissible expenditure. All arrangements pertaining to the programmes allotted to the nodal centres shall be made by the concerned nodal centre. Each student shall contribute depending on the programme. This amount will be decided by the Expert Committee on the basis of decision made by the Nodal Centre.

Accordingly, the proposals were invited from the universities for consideration during the reporting year.



14.3

Promotion of Yoga Education and Practice in Universities

The University Grants Commission initiated a scheme, in 1993, for promotion of Yoga Education and Practice in the Universities. This scheme aims at assisting the universities in setting up Yoga Education and Practice Centres in their campuses for which they may identify and involve one of the reputed Yoga Institutions in the country. Assistance is provided to the universities for recurring expenditure involved in managing the yoga centre. The recurring expenditure consists of the amount the university would be required to pay to the yoga institutions whose instructors would manage the yoga centre and conduct yoga classes, or pay directly.

The university would be required to levy a fee of Rs. 50/- per month per person from the participating teachers/students for meeting the needs of consumables and for maintenance of the yoga centre.

The Commission constituted an Expert Committee to consider the proposals for financial assistance for establishment of yoga centres in the universities during Ninth Plan period.

On recommendation of the Committee, the Commission approved the revision in the guidelines of the scheme for providing financial assistance for Yoga Centres during Ninth Plan w.e.f. 1-1-2000 as under which is also applicable to existing yoga centres approved by the Commission during Eighth and Ninth Plan.

Items	Existing	Proposed
	(Rupees)	
a) Initial Furnishing, Equipment and contingency (one time grant)	50,000/-	1,00,000/-
b) Honorarium to instructors for A and B class cities	6,000/- p.m.	7,500/- p.m.
c) Honorarium to instructors for remaining places	5,000/-	6,500/- p.m.

The Commission also approved the following guidelines for the appointment of Instructors on priority-wise :-


- Post-graduate degree (full time course) in Yoga/Yogic Science/Yoga Therapy/Yoga Studies etc. from Universities.
- Post-graduate Diploma (full time one year course) in Yoga/Yogic Science/Yoga Therapy/Yoga Studies etc. from Universities.
- Post-graduate Diploma (full time course) in Yoga/Yogic Science/Yoga Therapy/Yoga Studies etc. from reputed Institutions other than the Universities.

The proposals of ten universities for establishment of new yoga centres were approved and also decided to support at least 10 universities for establishing/strengthening of Yoga Departments with the financial assistance of one Professor, one Reader and two-three Lecturers along with other infrastructural facilities which should not exceed Rs. 10.00 lakhs per university for the remaining Ninth Plan period.

In order to enlarge the present status of Yogic Science existing in Higher Education, the Commission decided to augment it by establishing the full-fledged Department of "Human Consciousness and Yogic Science" in certain deserving universities. These Departments shall be responsible not only to award both Post-graduate and Undergraduate degrees in this discipline but shall also seriously get engaged in a meaningful research in this area wherein M.Phil./Ph.D. can also be awarded. Each such department shall be financed by the UGC in terms of its infrastructure and the faculty member as specified above.

The Commission further decided that the proposals be invited from all the universities and be evaluated by an Expert Committee and the award of the Department be given to the deserving universities on the basis of the merit in their proposal and the presentation which the universities shall do before the Expert Committee in near future.

During the year 1999-2000, a grant of Rs. 19.41 lakhs was sanctioned to the universities under the scheme.



The University Grants Commission was the implementing agency for the scheme of 'creation of sports infrastructure in universities and colleges' introduced by the National Sports Organization of the Department of Youth Affairs and Sports, Ministry of Human Resource Development. The scheme aimed at providing assistance to the universities and colleges for the development of sports infrastructure.

The University Grants Commission had identified the following items for assistance keeping in view the grants made available to it by the department.

1. Pucca Basketball, Volleyball, Badminton, Tennis Courts
2. Moolrum/Clay Lawn tennis Court and Cricket Pitch
3. Cinder/Clay Athletic Track (400 meters)
4. Non-expendable Sports equipment

Every eligible university or college was entitled to seek the assistance for the above items. For these facilities, those Colleges which had post-graduate classes and a minimum enrolment of 1,000 students were also eligible to apply. The assistance for non-expendable sports equipment was available only once in a plan period to any Institution.

Since the Ministry of Human Resource Development, Department of Youth Affairs and Sports, in 1998-99, decided to disburse grants to Universities and Colleges directly under N.S.O. Programme, the UGC is not the implementing agency for the programme during the Ninth Plan period. However, during the year 1999-2000, the Ministry of Human Resource Development, Department of Youth Affairs and Sports released a grant of Rs. 157.46 lakhs to the Commission for ongoing projects. Out of the grant of Rs. 250.91 lakhs received from the Ministry for the year 1999-2000 and the balance amount of Rs. 1.96 lakhs left with UGC as on 01.04.1999, the Commission released a total grant of Rs. 173.22 lakhs to the Universities and Colleges under the scheme for the reporting year.



15 INTERNATIONAL COOPERATION

15.1 Bilateral Exchange Programmes

Bilateral Exchange Programmes between India & other countries connected with the University Sector are implemented by the University Grants Commission on behalf of the Government of India. In 1999-2000, such programmes were in operation with 60 countries.

During the year 1999-2000, the University Grants Commission hosted the visits of 62 foreign scholars from various countries and arranged their programmes at various institutions in India. The number of Indian scholars who were deputed abroad under this programme during the year was 103.

15.2 Exchange of Foreign Language Teachers

The University Grants Commission has a cultural exchange programme under which there is a provision for the exchange of foreign language teachers. They are being arranged for a university on request for teaching a foreign language at the Master's or Research level. This is arranged through the UGC in consultation with the Indian Mission in that particular country for which the language teacher is required. Further, the concerned embassy in New Delhi is also informed of such requests. While providing language teacher to a university, it is generally ensured that the university has proper infrastructure for teaching foreign language.

During 1999-2000, 39 Foreign language teachers were in existence at various universities in India. The language-wise breakup of teachers is as follows:-

German-11, French-3, Chinese-4, Portuguese-4, Spanish-3, Hungarian-1, Russian-1, Polish-1, Afghanistan-1, Croatian-1, Czech-1, Romanian-1, Bulgarian-1, Iranian-2, ROK-1, Slovak-1, Mongolian-2.

15.3 Fellowships and Scholarships

a) German Academic Exchange Service (DAAD)

Against ten fellowships, eighteen scholars were nominated for advanced research in Natural Sciences, Mathematics, Geology, German Language & Literature & some areas of Humanities & Social Sciences for the year 1999-2000.

Seven scholars were nominated for the year 2000 for the award of short term fellowships of two to six months duration offered to Indian students registered for Ph.D. in India, on any subject relating to German Culture, History, Economics, Philosophy, Education & Natural Sciences.

b) French Government Scholarships/Fellowships Under Indo- French Cultural Exchange Programme

During 1999-2000, two scholars were awarded French Government Scholarship by the French Government for carrying out research in the areas of learning French language, literature, culture and civilization.

c) Social Scientists Exchange Programme Under Indo-French Cultural Exchange Programme

Ten scholars were nominated by the Commission to visit France and eight French scholars visited India under this programme during 1999-2000. During 1999, three Indian scholars participated in the Franco-Indo-Russia Seminar which was held in Moscow under this programme.



15.4 Higher Education Link Programme

This programme is implemented in collaboration with the British Council for the development of linkages between institutions of higher education in India and United Kingdom, in specific areas such as joint research, joint publication, curriculum development, etc. One Indian scholar visited United Kingdom under the programme during 1999.

15.5 SAARC Chairs/ Fellowships/ Scholarships

The University Grants Commission is the implementing agency for the scheme of SAARC Chairs/Fellowships/Scholarships. Under this scheme, the sending country meets the international airfare and the receiving side makes all the arrangements regarding admissions and the payment of allowances etc. The countrywide slots available under this scheme are as shown below :

SAARC Scholarships/Fellowships

Country	Fellowships	Scholarships
Bangladesh	6	12
Bhutan	1	-
India	6	2
Nepal	1	2
Pakistan	6	12
Maldives	-	-
Srilanka	6	12

During the year 1999-2000, the UGC made the following nominations for three countries as shown below :

UGC Nominations for each Country:-

Country	Fellowships	Scholarships
Bangladesh	3	2
Pakistan	1	2
Sri Lanka	1	2
	5	6

15.6 International Centre for Theoretical Physics (ICTP)

The International Centre for Theoretical Physics invites teachers from Indian Universities/Colleges for participation in summer schools held at Trieste (Italy) or any other country. The airfare of the Indian participants is paid jointly by the UGC and ICTP on equal sharing basis. During 1999-2000, no visit was materialized.

15.7 Commonwealth Academic Staff Fellowships

Under this programme, the UGC coordinates with the Association of Commonwealth Universities (ACU) in United Kingdom and makes nominations for the award of Commonwealth Fellowships to enable promising faculty members in Universities and Colleges in India to do research work at the Universities/Institutions in the United Kingdom.

During 1999-2000, the UGC recommended 78 teachers for fellowships. Out of this, the Association of Commonwealth Universities finally selected 36 scholars for fellowships.

15.8 Salzburg Seminar

The Salzburg Seminar is being organised annually for several decades at the Schloss Leopoldskron, Salzburg (Austria). Under this programme, the UGC recommends scholars from universities and colleges to participate in and present papers in the seminar. During 1999-2000, the UGC received no offer of Salzburg Seminar from the organizers (Austria). Therefore, no nomination was made for the year 1999-2000.



**15.9
Development of
Canadian Studies**

The University Grants Commission in collaboration with the Indo-Canadian Institute had identified 15 universities for undertaking Canadian Studies Programme. The proposals received from 13 out of 15 universities were approved by the Commission and financial support, at various levels, for undertaking studies relating to the historical, social, economic and political aspects of Canada was provided upto March 31st, 1999. The Commission has since decided to establish Canadian Studies Centre at par with "Area Studies Centre". Accordingly, the UGC has invited proposals from the M.S. University of Baroda, Delhi University, S.N.D.T. Women's University and Kerala University. An Expert Committee appointed for examining these proposals, visited these four universities and their report is under consideration of the Commission.

**15.10
Shastri Indo-
Canadian
Two-person/Months
Programme**

Under this Programme, one Canadian teacher visited India while two Indian teachers visited Canada during 1999-2000.

**15.11
Travel Grants to
Teachers to Visit
Foreign Countries**

Under this scheme, 11 Indian teachers were provided travel grant during 1999-2000, to enable them to visit foreign countries for collection of source material for their research work and avail the offer of a fellowship for maintenance from an agency of the host country.

15.12

The UGC also deals with UNESCO Programmes under which various circulars from the UNESCO wing of the Ministry of Human Resource Development, Govt. of India, New Delhi, received by the UGC from time to time, are in turn circulated to universities. These circulars are mainly related to seminars/UNESCO fellowships/Training Programmes etc. The Ministry of Human Resource Development also seeks UGC's comments on various aspects of Higher Education, which are presented at UNESCO's meeting as and when these meetings are held in New Delhi and also at various offices of UNESCO around the world.



16 MANAGEMENT OF HIGHER EDUCATION

To make Management of Higher Education effective, efficient and respond to socio-economic changes, the UGC has been taking various measures at the national/state/university/college levels. Towards this end, the UGC has, so far, identified three programmes viz. Resource Mobilization, Training of Academic Administrators and Set-up of State Councils of Higher Education during the Ninth Plan period. The details of the programmes are as follows :

16.1 Resource Mobilization by Universities

The Scheme of resource mobilization by the Universities was introduced for the first time by the UGC in 1995. The Commission has approved the revised Ninth Plan guidelines to support universities for their resource mobilization efforts. The main objectives of the scheme are to encourage universities to mobilize resources by participation/contribution of society in their development and to encourage and enhance the flow of resources coming from society for university development. Twenty-five per cent of the resources generated is given as UGC share, limited to a maximum of Rs. 25 lakhs in a financial year. An amount of Rs. 466.89 lakhs was paid to 14 State and 8 Deemed to be Universities during the period under report.

16.2 Training of Academic Administrators

Keeping in view the recent developments and the future challenges of the higher education, the UGC has set up a task force to develop a programme for university administrators to strengthen the planning and management capabilities. A three-day workshop on "Training of Academic Administrators of Higher Education" was organized in New Delhi in 1999 jointly by the UGC, the International Institute of Education Planning (IIEP), Paris and the NIEPA, with an objective of generating ideas and identify key issues in university administration keeping in view the future challenges.

16.3 State Councils of Higher Education

In pursuance of the recommendation of the National Policy on Education, the UGC has prescribed guidelines for setting up of the State Councils of Higher Education to do planning and coordination in higher education at the State Government level. So far, seven states have established the State Councils of Higher Education or State Advisory Boards.

LIST OF APPENDICES

- I. LIST OF UGC RECOGNIZED UNIVERSITIES AND INSTITUTIONS DEEMED TO BE UNIVERSITIES IN INDIA : STATE-WISE (AS ON 31.03.2000)
- II. ALL INDIA GROWTH OF STUDENT ENROLMENT : 1979-80 TO 1999-2000
- III. STATE-WISE ENROLMENT (EXCLUDING PUC/INTER/PRE-PROFESSIONAL) : 1999-2000
- IV. STAGE-WISE ENROLMENT : UNIVERSITY TEACHING DEPARTMENTS/UNIVERSITY COLLEGES & AFFILIATED COLLEGES : 1999-2000
- V. STUDENT ENROLMENT : FACULTY-WISE 1999-2000
- VI. PERCENTAGE OF WOMEN ENROLMENT TO TOTAL ENROLMENT : STATE-WISE : 1999-2000
- VII. INCREASE IN NUMBER OF COLLEGES DURING THE PERIOD FROM 1995-96 TO 1999-2000 : STATE-WISE
- VIII. NUMBER AND DISTRIBUTION OF TEACHING STAFF- BY DESIGNATION – IN UNIVERSITY DEPARTMENTS AND UNIVERSITY COLLEGES : 1999-2000
- IX. NUMBER AND DISTRIBUTION OF TEACHING STAFF BY DESIGNATION – IN AFFILIATED COLLEGES: 1999-2000
- X. NUMBER OF DOCTORATE DEGREES AWARDED DURING 1997-98 AND 1998-99
- XI. LIST OF THE REGIONAL OFFICES OF THE UGC (AS ON 31.03.2000)
- XII. STATEMENT SHOWING THE GRANTS PAID TO UNIVERSITIES DURING THE YEAR 1999-2000 (MAJOR HEAD-WISE) UNDER NON-PLAN

STATEMENT SHOWING THE GRANTS PAID TO COLLEGES DURING THE YEAR 1999-2000 (MAJOR HEAD-WISE) UNDER NON-PLAN
- XIII. STATEMENT SHOWING THE GRANTS TO UNIVERSITIES DURING THE YEAR 1999-2000 (MAJOR HEAD-WISE) UNDER GENERAL PLAN, ENGINEERING & TECHNOLOGY AND SEC.III.

STATEMENT SHOWING THE GRANTS TO COLLEGES DURING THE YEAR 1999-2000 (MAJOR HEAD-WISE) UNDER GENERAL PLAN, ENGINEERING & TECHNOLOGY AND SEC. III.

APPENDIX-I

List of UGC Recognized Universities and Institutions Deemed to be Universities in India: State-Wise (As on 31.03.2000)

(A) UNIVERSITIES		Year of Establishment/ Recognition
S.No.	State/University	
1	2	3
ANDHRA PRADESH		
1.	Osmania	1918
2.	Andhra	1926
3.	Sri Venkateswara	1954
4.	Acharya N.G. Ranga Agricultural	1964
5.	Jawaharlal Nehru Technological	1972
6.	Hyderabad	1974
7.	Kakatiya	1976
8.	Nagarjuna	1976
9.	Sri Krishnadevaraya	1981
10.	Dr. B.R. Ambedkar Open	1982
11.	Sr. Padmavati Mahila	1983
12.	Potti Sriramulu Telugu	1985
13.	N.T.R. University of Health Sciences	1986
14.	Dravidian University	1997
15.	Maulana Azad National Urdu	1997
16.	National Academy of Legal Studies and Research	1999
ARUNACHAL PRADESH		
17.	Arunachal	1985
ASSAM		
18.	Gauhati	1948
19.	Dibrugarh	1965
20.	Assam Agricultural	1968
21.	Assam	1994
22.	Tezpur	1994

1	2	3
	BIHAR	
23.	Patna	1917
24.	Babasaheb Bhimrao Ambedkar, Bihar	1952
25.	T.M. Bhagalpur	1960
26.	Ranchi	1960
27.	K.S. Darbhanga Sanskrit	1961
28.	Magadh	1962
29.	Rajendra Agricultural	1970
30.	Lalit Narayan Mithila	1972
31.	Birsa Agricultural	1980
32.	Siddhu Kanhu	1992
33.	Bhupendra Narayan Mandal	1993
34.	Vinoba Bhave	1993
35.	Veer Kunwar Singh	1994
36.	Jai Prakash	1995
37.	Nalanda Open	1995
	GOA	
38.	Goa	1985
	GUJARAT	
39.	Maharaja Sayajirao University of Baroda	1949
40.	Gujarat	1950
41.	Sardar Patel	1955
42.	Saurashtra	1955
43.	South Gujarat	1965
44.	Gujarat Ayurveda	1968
45.	Gujarat Agricultural	1972
46.	Bhavnagar	1978
47.	North Gujarat	1986
48.	Dr. Babasaheb Ambedkar Open	1995
	HARYANA	
49.	Kurukshetra	1956
50.	Chaudhary Charan Singh Haryana Agricultural	1970
51.	Maharishi Dayanand	1976
52.	Guru Jhambeshwar	1995

1	2	3
	HIMACHAL PRADESH	
53.	Himachal Pradesh	
54.	Himachal Pradesh Agricultural	1970
55.	Dr.Y.S. Parmar University of Horticulture & Forestry	1978
	JAMMU & KASHMIR	
56.	Kashmir	1949
57.	Jammu	1969
58.	Sher-e-Kashmir University of Agricultural Sciences and Technology	1982
	KARNATAKA	
59.	Mysore	1916
60.	Karnataka	1949
61.	Bangalore	1964
62.	University of Agricultural Sciences, Bangalore	1964
63.	Gulbarga	1980
64.	Mangalore	1980
65.	University of Agricultural Sciences, Dharwad	1986
66.	Kuvempu	1987
67.	Kannada	1992
68.	National Law School of India	1992
69.	Rajiv Gandhi University of Health Sciences	1994
70.	Karnataka State Open	1996
71.	Visveswaraiah Technological	1999
	KERALA	
72.	Kerala	1937
73.	Calicut	1968
74.	Cochin University of Science & Technology	1971
75.	Kerala Agricultural	1972
76.	Mahatma Gandhi	1983
77.	Shree Sankaracharya University of Sanskrit	1994
78.	Kannur	1997

1	2	3
	MADHYA PRADESH	
79.	Dr. Hari Singh Gour	1946
80.	Indira Kala Sangeet	1956
81.	Rani Durgavati	1957
82.	Vikram	1957
83.	Devi Ahilya	1964
84.	Jawaharlal Nehru Krishi	1964
85.	Jiwaji	1964
86.	Ravi Shankar	1964
87.	Awadesh Pratap Singh	1968
88.	Barkatullah	1970
89.	Guru Ghasidas	1983
90.	Indira Gandhi Krishi	1987
91.	M.G. Gramodaya	1993
92.	M.C. National University of Journalism	1993
93.	M.P. Bhoj	1995
94.	Maharishi Mahesh Yogi Vedic	1998
95.	National Law Institute University	1999
	MAHARASHTRA	
96.	Mumbai	1857
97.	Nagpur	1923
98.	Poona	1949
99.	Smt. Nathibai Damodar Thackersey Women's	1951
100.	Dr. B.R. Ambedkar Marathwada	1958
101.	Shivaji	1962
102.	Mahatma Phule Krishi	1968
103.	Punjabrao Krishi	1969
104.	Konkan Vidyapeeth	1972
105.	Marathwada Agricultural	1983
106.	Amravati	1983
107.	Yashwant Rao Chavan Maharashtra Open	1990
108.	North Maharashtra	1991
109.	Dr. Babasaheb Ambedkar Technological	1992

1	2	3
110.	Swami Ramanand Teerth Marathwada	1995
111.	Mahatma Gandhi Antarrashtriya Hindi	1997
112.	Kavi Kulguru Kalidas Sanskrit	1999
	MANIPUR	
113.	Manipur	1980
	MEGHALAYA	
114.	North Eastern Hill	1973
	NAGALAND	
115.	Nagaland	1995
	ORISSA	
116.	Utkal	1943
117.	Orissa University of Agriculture & Technology	1962
118.	Berhampur	1967
119.	Sambalpur	1967
120.	Shri Jagannath Sanskrit	1981
121.	North Orissa	1999
122.	Utkal University of Culture	1999
123.	Fakir Mohan	1999
	PUNJAB	
124.	Punjab	1947
125.	Punjab Agricultural	1962
126.	Punjabi	1962
127.	Guru Nanak Dev	1969
128.	Punjab Technical	1998
	RAJASTHAN	
129.	Rajasthan	1947
130.	Jai Narain Vyas	1962
131.	Mohan Lai Sukhadia	1962
132.	Kota Open	1987
133.	Maharishi Dayanand Saraswati	1987
134.	Rajasthan Agricultural	1987

1	2	3
	SIKKIM	
135.	Sikkim-Manipal Univ. of Health, Medical and Tech. Sciences	1998
	TAMIL NADU	
136.	Madras	1857
137.	Annamalai	1929
138.	Madurai Kamraj	1965
139.	Tamil Nadu Agricultural	1971
140.	Anna	1978
141.	Tamil	1981
142.	Bharathiar	1982
143.	Bharathidasan	1982
144.	Mother Teresa Women's	1984
145.	Alagappa	1985
146.	Tamil Nadu Dr.M.G.R. Medical	1989
147.	Tamil Nadu Veterinary & Animal Sciences	1990
148.	Manonmaniam Sundarnar	1992
149.	Periyar University	1998
150.	Tamil Nadu Dr. Ambedkar Law	1998
	TRIPURA	
151.	Tripura	1987
	UTTAR PRADESH	
152.	Allahabad	1887
153.	Banaras Hindu	1916
154.	Aligarh Muslim	1921
155.	Lucknow	1921
156.	Dr. B.R. Ambedkar	1927
157.	Roorkee	1949
158.	Deen Dayal Upadhyay Gorakhpur	1957
159.	Sampurnanand Sanskrit	1958
160.	G.B. Pant University of Agriculture & Technology	1960
161.	Choudhary Charan Singh	1965
162.	Chatrapati Sahuji Maharaj Kanpur	1965
163.	Hemvati Nandan Bahuguna Garhwal	1973
164.	Kumaun	1973

1	2	3
165.	Chandra Shekhar Azad University of Agriculture & Technology	1974
166.	Mahatma Gandhi Kashi	1974
167.	Narendra Deo University of Agriculture & Technology	1974
168.	Dr. Ram Manohar Lohia Awadh	1975
169.	Bundelkhand	1975
170.	M.J.P. Rohilkhand	1975
171.	Purvanchal	1987
172.	Babasaheb Bhimrao Ambedkar	1996
	WEST BENGAL	
173.	Calcutta	1857
174.	Vishwa Bharati	1951
175.	Jadavpur	1955
176.	Burdwan	1960
177.	Kalyani	1960
178.	North Bengal	1962
179.	Rabindra Bharati	1962
180.	Bidhan Chandra Krishi	1974
181.	Vidya Sagar	1981
182.	West Bengal University of Animal and Fishery Sciences	1995
183.	Netaji Subhash Open	1997
	NCT OF DELHI	
184.	Delhi	1922
185.	Jawaharlal Nehru	1968
186.	Indira Gandhi National Open	1985
187.	Jamia Millia Islamia	1988
188.	Indraprashta	1998
	PONDICHERRY (U.T.)	
189.	Pondicherry	1985

(B) INSTITUTIONS ESTABLISHED UNDER STATE LEGISLATURE ACT		Year of Establishment/ Recognition
S.No.	State/University	
ANDHRA PRADESH		
1.	Nizam's Institute of Medical Sciences	1990
2.	Sri Venkateswara Institute of Medical Sciences	1995
BIHAR		
3.	Indira Gandhi Institute of Medical Sciences	1992
JAMMU & KASHMIR		
4.	Sher-e-Kashmir Institute of Medical Sciences	1990
UTTAR PRADESH		
5.	Sanjay Gandhi Post-Graduate Institute of Medical Sciences	1983

(C) INSTITUTIONS DEEMED TO BE UNIVERSITIES		Year of Establishment/ Recognition
S.No.	State/University	
1	2	3
ANDHRA PRADESH		
1.	Central Institute of English & Foreign Languages	1973
2	Sri Sathya Sai Institute of Higher Learning	1981
3.	Rashtriya Sanskrit Vidyapith	1987
BIHAR		
4.	Indian School of Mines	1968
5.	Birla Institute of Technology 1986	
GUJARAT		
6.	Gujarat Vidyapith	1963
HARYANA		
7.	National Dairy Research Institute	1989
KARNATAKA		
8.	Indian Institute of Science	1985
9.	Manipal Academy of Higher Education	1994
10.	National Institute of Mental Health & Neuro Sciences	1994

1	2	3
	MADHYA PRADESH	
11.	Lakshmibai National Institute of Physical Education	1997
	MAHARASHTRA	
12.	Tata Institute of Social Sciences	1964
13.	International Institute for Population Sciences	1985
14.	Tilak Maharashtra Vidyapith	1987
15.	Central Institute of Fisheries Education	1989
16.	Deccan College Post-Graduate and Research Institute	1990
17.	Gokhale Institute of Politics & Economics	1994
18.	Indira Gandhi Institute of Development Research	1996
19.	Bharati Vidyapeeth	1996
20.	Institute of Armament Technology	1999
	PUNJAB	
21.	Thapar Institute of Engineering & Technology	1985
	RAJASTHAN	
22.	Birla Institute of Technology & Science	1964
23.	Banasthali Vidyapith	1983
24.	Rajasthan Vidyapith	1987
25.	Jain Vishva Bharati Institute	1991
	TAMIL NADU	
26.	Gandhigram Rural Institute	1976
27.	Avinashilingam Inst. for Home Science & Higher Edu. for Women	1988
28.	Sri Chandrasekharendra Saraswati Vishva Mahavidyalaya	1994
29.	Sri Ramchandra Medical College and Research Institute	1995
30.	Chennai Medical College and Research Institute	1998
	UTTAR PRADESH	
31.	Gurukul Kangri	1962
32.	Dayalbagh Educational Institute	1981
33.	Indian Veterinary Research Institute	1983
34.	Central Institute of Higher Tibetan Studies	1989
35.	Forest Research Institute	1992
	WEST BENGAL	
36.	Bengal Engineering College	1992

1	2	3
	NCT OF DELHI	
37.	Indian Agricultural Research Institute	1958
38.	School of Planning & Architecture	1979
39.	Shri Lai Bahadur Shastri Rashtriya Sanskrit	1987
40.	National Museum Insti. of History of Art, Conservation and Museology	1989
41.	Jamia Hamdard	1989
42.	TERI School of Advanced Studies	1999

APPENDIX-II**All India Growth of Student Enrolment 1979-80 to 1999-2000**

Year	Total Enrolment	Increase over the preceding year	Percentage
1979-80	26,48,579	30,351	1.2
1980-81	27,52,437	1,03,858	3.9
1981-82	29,52,066	1,99,629	7.3
1982-83	31,33,093	1,81,027	6.1
1983-84	33,07,649	1,74,556	5.6
1984-85	34,04,096	96,447	2.9
1985-86	36,05,029	2,00,933	5.9
1986-87	37,57,158	1,52,419	4.1
1987-88	40,20,159	2,63,001	7.0
1988-89	42,85,489	2,65,330	6.6
1989-90	46,02,680	3,17,191	7.4
1990-91	49,24,868	3,22,188	7.0
1991-92	52,65,886	3,41,018	6.9
1992-93	55,34,966	2,69,080	5.1
1993-94	58,17,249	2,82,283	5.1
1994-95	61,13,929	2,96,680	5.1
1995-96	64,25,624	3,11,695	5.1
1996-97	67,55,455	3,29,831	5.1
1997-98	70,78,214	3,22,759	4.8
1998-99	74,17,968	3,39,754	4.8
1999-2000	77,33,612	3,15,644	4.3

APPENDIX-III

State-Wise Enrolment* (Excluding Puc/Inter/Pre-Professional) 1999-2000

S. No.	State/Union Territory	Enrolment	Increase over the preceding year	Percent-age increase	Average Annual Compound Rate of Growth during the period 1995-96 to 1999-2000
1.	Andhra Pradesh	5,56,820	30,410	5.8	5.4
2.	Arunachal Pradesh	4,254	205	5.0	5.5
3.	Assam	1,81,740	7,519	4.3	4.1
4.	Bihar	6,03,222	27,076	4.7	4.8
5.	Delhi	1,79,420	14,517	8.8	5.8
6.	Goa	22,427	1,211	5.7	5.7
7.	Gujarat/Daman & Diu	5,16,605	21,260	4.3	4.4
8.	Haryana	1,75,553	6,920	4.1	4.3
9.	Himachal Pradesh	47,948	3,766	8.5	6.4
10.	Jammu & Kashmir	58,002	4,773	8.9	5.5
11.	Karnataka	6,34,156	24,841	4.1	5.3
12.	Kerala	2,16,541	5,642	2.7	3.6
13.	Madhya Pradesh	4,68,657	18,940	4.2	4.5
14.	Maharashtra	11,49,601	14,189	1.2	3.7
15.	Manipur	35,575	1,321	3.9	4.6
16.	Meghalaya/Mizoram/Nagaland	24,748*	710	3.0	4.8
17.	Orissa	2,62,169	10,655	4.2	4.9
18.	Punjab/Chandigarh	2,41,289	9,605	4.1	5.1
19.	Rajasthan	2,82,277	24,843	9.6	6.7
20.	Tamil Nadu	5,44,446	22,277	4.3	5.3
21.	Uttar Pradesh	10,70,332	35,300	3.4	4.7
22.	West Bengal/Sikkim/Tripura	4,44,683	29,090	7.0	4.7
23.	Pondicherry	13,147	574	4.6	5.7
	Total	77,33,612	3,15,644	4.3	4.7

* Provisional figures

APPENDIX-IV**Stage-Wise Enrolment*****University Teaching Departments/University Colleges & Affiliated Colleges
1999-2000**

S.No.	Stage	University Deptts/ University Colleges	Affiliated Colleges	Total	Percentage in Affiliated Colleges
1.	Graduate	8,06,101	60,03,001	68,09,102 (88.05%)	88.16
2.	Post-Graduate	3,42,153	4,15,826	7,57,979 (9.80%)	54.86
3.	Research	62,558	5,811	68,369 (0.88%)	8.50
4.	Diploma/Cert.	65,877	32,285	98,162 (1.27%)	32.89
	Total	12,76,689	64,56,923	77,33,612	83.49

* Provisional

APPENDIX-V**Student Enrolment : Faculty-Wise
1999-2000**

Faculty	Total Enrolment	Per cent to Total
Arts including Oriental Learning	31,35,980	40.55
Science	14,77,120	19.10
Commerce	16,93,660	21.90
Education	1,77,873	2.30
Engineering/Tech.	3,89,001	5.03
Medicine	2,70,676	3.50
Agriculture	81,203	1.05
Veterinary	23,201	0.30
Law	4,02,148	5.20
Other (including Music/Fine Arts etc.)	82,750	1.07
Total	77,33,612	100.00

APPENDIX-VI

Percentage of Women Enrolment to Total Enrolment* : Statewise : 1999-2000

No.	State/Union Territory	Total Enrolment	Women Enrolment	Percentage of Women
1.	Andhra Pradesh	5,56,820	1,84,307	33.1
2.	Arunachal Pradesh	4,254	978	23.0
3.	Assam	1,81,740	63,064	34.7
4.	Bihar	6,03,222	1,20,644	20.0
5.	Delhi	1,79,420	81,636	45.5
6.	Goa	22,427	11,617	51.8
7.	Gujarat/Daman & Diu	5,16,605	2,11,808	41.0
8.	Haryana	1,75,553	70,221	40.0
9.	Himachal Pradesh	47,948	18,556	38.7
10.	Jammu & Kashmir	58,002	23,375	40.3
11.	Karnataka	6,34,156	2,20,686	34.8
12.	Kerala	2,16,541	1,16,716	53.9
13.	Madhya Pradesh	4,68,657	1,49,970	32.0
14.	Maharashtra	11,49,601	4,27,652	37.2
15.	Manipur	35,575	15,902	44.7
16.	Meghalaya/Mizoram/Nagaland	24,748*	9,973	40.3
17.	Orissa	2,62,169	86,254	32.9
18.	Punjab/Chandigarh	2,41,289	1,24,988	51.8
19.	Rajasthan	2,82,277	96,539	34.2
20.	Tamil Nadu	5,44,446	2,27,034	41.7
21.	Uttar Pradesh	10,70,332	3,11,467	29.1
22.	West Bengal/Sikkim/Tripura	4,44,683	1,26,309	36.5
23.	Pondicherry	13,147	5,916	45.0
	Total	77,33,612	27,41,612	35.45

* Provisional

APPENDIX-VII

Increase in Number of Colleges During the Period
from 1995-96 to 1999-2000 : State-wise

S.No.	State Union Territory	1995-96 No. of Colleges (UC+AC)	1996-97 No. of Colleges (UC+AC)	1997-98 No. of Colleges (UC+AC)	1998-99 No. of Colleges (UC+AC)	1999-2000 No. of Colleges (UC+AC)	Increase during the period 1995-96 to 1999-2000
1.	Andhra Pradesh	945	1045	1196	1296	1353	408
2.	Arunachal Pradesh	4	4	8	8	8	4
3.	Assam	230	276	297	325	340	110
4.	Bihar	738	777	779	813	823	85
5.	Goa	34	35	36	42	43	9
6.	Gujarat	440	474	489	508	530	90
7.	Haryana	177	182	206	219	222	45
8.	Himachal Pradesh	63	70	75	74	82	19
9.	Jammu & Kashmir	56	56	60	68	72	16
10.	Karnataka	1057	1118	1246	1350	1354	297
11.	Kerala	230	239	289	308	342	112
12.	Madhya Pradesh	640	695	742	784	827	187
13.	Maharashtra	1534	1562	1605	1705	1731	197
14.	Manipur	51	60	60	60	65	14
15.	Meghalaya	20	29	36	47	47	27
16.	Mizoram	10	12	27	30	30	20
17.	Nagaland	13	28	28	35	35	22
18.	Orissa	555	573	628	643	645	90
19.	Punjab	234	250	252	280	285	51
20.	Rajasthan	274	324	347	350	363	89
21.	Sikkim	2	2	4	6	6	4
22.	Tamil Nadu	439	545	634	705	713	274
23.	Tripura	19	20	21	21	21	2
24.	Uttar Pradesh	957	1027	1058	1146	1291	334
25.	West Bengal	402	409	418	432	436	34
26.	A & N Islands	3	3	4	4	4	1
27.	Chandigarh	20	21	21	21	28	8
28.	D & N Haveli	-	-	-	-	-	-
29.	Daman Diu	1	1	2	2	2	1
30.	Delhi	87	87	88	93	110	23
31.	Lakshdweep	-	-	-	-	-	-
32.	Pondicherry	17	16	22	22	23	6
	Total	9252	9940	10678	11397	11831	2579

APPENDIX-VIII

Number and Distribution of Teaching Staff by Designation in
University Departments and University Colleges
1999 -2000**

Year	Professor	Readers	Sr. Lecturers	Lecturers	Tutor/ Demonstrators	Total
1999-2000	18,143 (23.0%)	22,025 (27.92%)	24,013 (30.44%)	13,205 (16.74%)	1,499 (1.90%)	78,885 (100.00%)

Note : Figures in parentheses indicate the percentage of the Cadres to the total staff.

** Provisional

APPENDIX-IX

**Number and Distribution of Teaching Staff by
Designation in Affiliated Colleges
1999-2000**

Year	Sr. Lecturers	Lecturers*	Tutors/ Demonstrators	Total
1999-2000	95,041 (34.97%)	1,72,389 (67.43%)	4,349 (1.6%)	2,71,779 (100.00%)

Note : Figures in parentheses indicate the percentage of the Cadres to the total staff

* Includes Principals, Professors, Readers and Lecturers (Selection grade)

** Provisional

APPENDIX-X

Number of Doctorate Degrees Awarded During 1997-98 and 1998-99

Faculty	1997-98	1998-99*
Arts	4058	4189
Science	3894	3836
Commerce	541	541
Education	342	310
Engineering/Technology	744	696
Medicine	200	190
Agriculture	849	785
Veterinary Science	122	101
Law	67	75
Others	246	255
Total	11066	10951

* Provisional

APPENDIX-XI

List of the Regional Offices of the UGC (As on 31.03.2000)

S. No.	Regional Office	Location	Date of Establishment	States/ Union Territories covered
1.	South Eastern Regional Office (SERO)	Hyderabad	28.09.1994	Andhra Pradesh, Tamil Nadu, Andaman & Nicobar, Pondicherry
2.	Western Regional Office (WRO)	Pune	11.11.1994	Maharashtra, Gujarat, Goa, Dadar & Nagar Haveli, Daman & Diu
3.	Central Regional Office (CRO)	Bhopal	01.12.1994	Madhya Pradesh, Rajasthan
4.	Northern Regional Office (NRO)	Ghaziabad	03.12.1994	Jammu & Kashmir, Himachal Pradesh, Punjab, Chandigarh, Haryana, Uttar Pradesh
5.	North-Eastern Regional Office (NERO)	Guwahati	01.04.1995	Assam, Meghalaya, Mizoram, Manipur, Tripura, Arunachal Pradesh, Nagaland
6.	Eastern Regional Office (ERO)	Calcutta	03.09.1996	West Bengal, Bihar, Orissa, Sikkim
7.	South-Western Regional Office (SWRO)	Bangalore	25.04.1999	Karnataka, Kerala and Lakshadweep (earlier dealt with by the UGC, SERO, Hyderabad)

APPENDIX-XII

Statement Showing the Grants Paid to Universities During the Year 1999-2000
(Major Headwise) Under Non-Plan

(Rs. in Lakhs)

S.No.	Universities	Block Grant to Central Univs. 02(i)	Block Grant to Deemed Univs. 02(ii)	Grants for Specific Purposes 02(iii)	Teachers Awards 04	Research Fellowship 05	Research Scientist in Humanities/Sciences	Scholarship & Fellowship in E & T 07	Reimbursement to Non-Univ Instn. 08	Mass Media Centre 09	Grant for Specific Purposes	Total
1	2	3	4	5	6	7	8	9	10	11	12	13
CENTRAL UNIVERSITIES												
1.	Aligarh Muslim Univ.	15197.94	—	—	—	67.16	—	—	—	—	—	15265.10
2.	Banaras Hindu Univ.	14838.21	—	—	—	143.57	50.69	31.06	—	—	—	15063.53
3.	Delhi Univ.	10168.97	—	—	—	138.38	66.28	0.34	—	—	—	10373.97
4.	Hyderabad Univ.	2476.11	—	—	—	110.33	1.81	17.20	—	—	—	2605.45
5.	I.G.N.O.U.	—	—	—	—	—	—	—	—	—	—	—
6.	Jamia Millia Islamia	3052.83	—	—	—	22.80	—	—	—	218.19	—	3293.82
7.	Jawaharlal Nehru Univ.	4092.77	—	—	—	268.07	19.53	—	—	—	—	4380.37
8.	N.E.H.U.	2864.11	—	—	—	—	—	—	—	—	—	2864.11
9.	Pondicherry Univ.	1265.20	—	—	—	14.86	—	—	—	—	—	1280.06
10.	Viswa Bharti Univ.	3697.11	—	—	—	1.11	—	—	—	—	—	3698.22
11.	Assam Univ.	495.83	—	—	—	0.16	—	—	—	—	—	495.99
12.	Tezpur Univ.	288.39	—	—	—	—	—	—	—	—	—	288.39
13.	Nagaland Univ.	981.89	—	—	—	0.68	—	—	—	—	—	982.57
14.	Dr. B.R.Ambedkar, Lucknow	—	—	—	—	—	—	—	—	—	—	—
15.	Urdu Univ., Hyderabad	—	—	—	—	—	—	—	—	—	—	—
16.	Hindi Univ., Wardha	—	—	—	—	—	—	—	—	—	—	—
	Total	59419.36	—	—	—	767.12	138.31	48.60	—	218.19	—	60591.58
INSTITUTIONS DEEMED TO BE UNIVERSITIES												
1.	Banasthali Vidyapeeth	—	—	—	—	1.65	—	—	—	—	—	1.65
2.	Bengal Engg. College	—	—	—	—	—	—	7.55	—	—	—	7.55
3.	Birla Instt. of Tech., Mersa	—	—	61.02	—	—	—	—	—	—	—	61.02
4.	B.I.T.S., Pilani	—	—	—	—	—	—	8.75	—	—	—	8.75
5.	C.I.E.F.L., Hyderabad	—	933.33	—	—	0.78	—	—	—	84.88	—	1018.99
6.	Central Instt. of Higher Tibetan Studies	—	—	—	—	0.18	—	—	—	—	—	0.18
7.	Dyalbagh Educationa; Institute	—	252.14	—	—	—	—	0.97	—	—	—	253.11
8.	Deccan College P.G. & Research Instt.	—	—	—	—	0.68	—	—	—	—	—	0.68
9.	Forest Research Instt., Dehradun	—	—	—	—	2.15	—	—	—	—	—	2.15
10.	Gandhigram Rural Instt., Gandhigram	—	641.67	—	—	1.69	—	—	—	—	—	643.36
11.	Gujarat Vidyapeeth	—	540.04	—	—	—	—	—	—	2.64	—	542.68

1	2	3	4	5	6	7	8	9	10	11	12	13
12.	Gurukul Kangri Vishvavidyalaya, Haridwar	—	431.49	—	—	0.41	—	—	—	—	—	431.90
13.	I.A.R.I., New Delhi	—	—	—	—	1.01	—	3.42	—	—	—	4.43
14.	I.I.Sc., Bangalore	—	—	—	—	22.92	4.38	—	—	—	—	27.30
15.	I.S.M., Dhanbad	—	—	—	—	15.25	—	—	—	—	—	15.25
16.	International Instt. of Population Sc., Mumbai	—	—	—	—	5.29	—	—	—	—	—	5.29
17.	Jamia Hamdard, New Delhi	—	350.46	—	—	5.50	—	10.89	—	—	—	366.85
18.	National museum Instt. of the History of Arts Conservation & Museology	—	—	—	—	6.00	4.04	—	—	—	—	10.04
19.	National Instt. of Mental Health & Neuro Sciences, Bangalore	—	—	—	—	9.05	—	—	—	—	—	9.05
20.	National Dairy Research Instt.	—	—	—	—	0.27	—	1.41	—	—	—	1.68
21.	Rajasthan Vidyapith	—	—	—	—	0.68	—	—	—	—	—	0.68
22.	Rashtriya Sanskrit Vidyapith	—	231.21	—	—	0.42	—	—	—	—	—	231.63
23.	Sh. Lal B.S.R. Sanskrit Vidyapith	—	322.43	—	—	6.90	—	—	—	—	—	329.33
24.	Nayaya Shastra Mahavidyalaya, K.puram	—	7.00	—	—	—	—	—	—	—	—	7.00
25.	Sri Avinashilingam Instt. for Home Sc. & Higher Education for Women	—	550.37	—	—	—	—	—	—	—	—	550.37
26.	Sri Ramchandra Medical College & Research Instt.	—	—	—	—	1.11	—	—	—	—	—	1.11
27.	Tata Instt. of Social Science, Mumbai	—	650.65	—	—	2.50	—	—	—	—	—	653.15
28.	Thapar Instt. of Engg. & Tech.	—	—	44.22	—	—	—	—	—	—	—	44.22
29.	Lakshmi Bai National Instt. of Physical Education, Gwalior	—	—	—	—	7.34	—	—	—	—	—	7.34
30.	I.I.T., New Delhi	—	—	—	—	—	—	0.71	—	—	—	0.71
31.	I.I.P.A., New Delhi	—	—	—	—	—	—	—	—	1.60	—	1.60
32.	Cancer Research Instt., Mumbai	—	—	—	—	0.77	—	—	—	—	—	0.77
33.	International Instt. of Tamil Studies, Madras	—	—	—	—	0.20	—	—	—	—	—	0.20
34.	B.A.R.C., Mumbai	—	—	—	—	2.17	—	—	—	—	—	2.17
35.	P.N. for Advanced Indology	—	—	—	—	0.87	—	—	—	—	—	0.87
	Total	—	4910.79	105.24	—	95.79	8.42	33.70	—	89.12	—	5243.06
INTER UNIVERSITY CENTRE												
1.	Consortium for Education Communication	—	—	—	—	—	—	—	—	113.17	—	113.17
2.	Inter Univ. Centre for Astronomy & Astrophysics, Poona	—	—	—	—	—	—	—	—	—	498.37	498.37
3.	Inter Univ. Consortium, Indore	—	—	—	—	1.01	—	—	—	—	498.37	499.38
4.	Nuclear Science Centre, New Delhi	—	—	—	—	13.00	—	—	—	—	930.17	943.17
6.	N.A.A.C., Bangalore	—	—	—	—	—	—	—	—	—	70.07	70.07
9.	INFLIBNET Centre, Ahmedabad	—	—	—	—	—	—	—	—	—	186.67	186.67
	Total:	—	—	—	—	14.01	—	—	—	113.17	2183.65	2310.83

1	2	3	4	5	6	7	8	9	10	11	12	13
STATE UNIVERSITIES												
ANDHRA PRADESH												
1.	Andhra	—	—	—	0.09	48.53	5.18	77.68	—	—	—	131.48
2.	Jawaharlal Nehru Tech.	—	—	—	—	—	1.14	23.67	—	—	—	24.81
3.	Kakatiya	—	—	—	—	2.10	—	11.14	—	—	—	13.24
4.	Nagarjuna	—	—	—	—	5.10	—	—	—	—	—	5.10
5.	Osmania	—	—	—	—	109.68	—	48.72	—	—	—	158.40
6.	Sri Krishna Devaraya	—	—	—	—	5.48	0.85	—	—	—	—	6.33
7.	Shri Padmavathy Mahila	—	—	—	—	0.68	—	—	—	—	—	0.68
8.	Sri Venkateswara	—	—	—	—	19.74	1.30	12.65	—	—	—	33.69
	Total	—	—	—	0.09	191.31	8.47	173.86	—	—	—	373.73
ARUNACHAL PRADESH												
1.	Arunachal Univ.	—	—	—	0.14	—	—	—	—	—	—	0.14
	Total	—	—	—	0.14	—	—	—	—	—	—	0.14
ASSAM												
1.	Dibrugarh	—	—	—	—	0.58	—	—	—	—	—	0.58
2.	Guwahati	—	—	—	—	1.24	—	—	—	—	—	1.24
	Total:	—	—	—	—	1.82	—	—	—	—	—	1.82
BIHAR												
1.	B.S.B.R. Ambedkar, Bihar	—	—	—	—	17.50	—	—	—	—	—	17.50
2.	L.N. Mithila	—	—	—	—	1.00	—	—	—	—	—	1.00
3.	Magadh	—	—	—	—	1.73	—	—	—	—	—	1.73
4.	Patna	—	—	—	—	52.50	—	—	—	—	—	52.50
5.	Ranchi	—	—	—	0.04	2.50	—	—	—	—	—	2.54
6.	T.M. Bhagalpur	—	—	—	—	5.84	—	—	—	—	—	5.84
	Total	—	—	—	0.04	81.07	—	—	—	—	—	81.11
GUJARAT												
1.	Gujarat	—	—	—	—	2.00	—	—	—	54.11	—	56.11
2.	M.S. Univ. of Baroda	—	—	—	—	1.22	—	11.03	—	—	—	12.25
3.	Sardar Patel	—	—	—	—	1.88	—	—	—	—	—	1.88
4.	Saurashtra	—	—	—	—	1.25	—	—	—	—	—	1.25
5.	Sourth Gujarat	—	—	—	—	0.53	—	—	—	—	—	0.53
	Total:	—	—	—	—	6.88	—	11.03	—	54.11	—	72.02
HARYANA												
1.	Ch. C.S. Haryana Agril.	—	—	—	—	0.35	—	—	—	—	—	0.35
2.	Kurukshetra	—	—	—	—	13.44	4.02	—	—	—	—	17.46
3.	Maharishi Dayanand	—	—	—	0.04	5.40	—	—	—	—	—	5.44
4.	Guru Jambheshwar	—	—	—	—	0.50	—	3.01	—	—	—	3.51
	Total:	—	—	—	0.04	19.69	4.02	3.01	—	—	—	26.76

1	2	3	4	5	6	7	8	9	10	11	12	13
HIMACHAL PRADESH												
1.	Himachal Pradesh Univ.	—	—	—	—	1.00	—	—	—	—	—	1.00
Total:		—	—	—	—	1.00	—	—	—	—	—	1.00
JAMMU & KASHMIR												
1.	Jammu	—	—	—	—	2.58	—	—	—	—	—	2.58
Total:		—	—	—	—	2.58	—	—	—	—	—	2.58
KARNATAKA												
1.	Bangalore	—	—	—	—	20.50	—	11.15	—	—	—	31.65
2.	Karnatak	—	—	—	—	7.09	—	—	—	—	—	7.09
3.	Kuvempu	—	—	—	—	1.35	—	—	—	—	—	1.35
4.	Mangalore	—	—	—	—	10.78	—	—	—	—	—	10.78
5.	Mysore	—	—	—	—	28.83	—	—	—	—	—	28.83
Total:		—	—	—	—	68.55	—	11.15	—	—	—	79.70
KERALA												
1.	Calicut	—	—	—	—	16.25	—	—	—	—	—	16.25
2.	Cochin Univ. of Sc. & Tech.	—	—	—	—	8.75	—	7.75	—	—	—	16.50
3.	Kerala	—	—	—	0.17	29.80	3.67	—	—	—	—	33.64
4.	Mahatama Gandhi	—	—	—	0.17	73.63	—	—	—	—	—	73.80
Total:		—	—	—	0.34	128.43	3.67	7.75	—	—	—	140.19
MADHYA PRADESH												
1.	Awadesh Pratap Singh	—	—	—	—	1.56	—	—	—	—	—	1.56
2.	Barkatullah	—	—	—	—	4.72	—	—	—	—	—	4.72
3.	Devi Ahilya	—	—	—	0.14	20.00	—	0.66	—	—	—	20.80
4.	Dr. Hari Singh Gour	—	—	—	—	8.92	—	1.75	—	—	—	10.67
5.	Indira Kala Sangeet	—	—	—	—	0.50	—	—	—	—	—	0.50
6.	Jiwaji	—	—	—	—	9.76	—	—	—	—	—	9.76
7.	Rani Durgawati	—	—	—	—	4.37	—	—	—	—	—	4.37
8.	Pt. Ravi Shankar Shukla	—	—	—	—	0.72	—	—	—	—	—	0.72
9.	Vikram	—	—	—	—	7.40	—	—	—	—	—	7.40
Total:		—	—	—	0.14	57.95	—	2.41	—	—	—	60.50
MAHARASHTRA												
1.	Mumbai	—	—	—	—	52.34	6.03	20.40	—	—	—	78.77
2.	Dr. BRA Marathwada	—	—	—	0.33	—	—	—	—	—	—	0.33
3.	Nagpur.	—	—	—	0.17	0.91	—	1.69	—	—	—	2.77
4.	North Maharashtra	—	—	—	0.16	0.86	—	0.71	—	—	—	1.73
5.	Poona	—	—	—	—	36.31	16.15	—	—	68.29	—	120.75
6.	S N D T's Women's	—	—	—	—	4.10	—	—	—	—	—	4.10
7.	Shivaji	—	—	—	0.91	—	—	—	—	—	—	0.91
Total		—	—	—	1.57	94.52	22.18	22.80	—	68.29	—	209.36

1	2	3	4	5	6	7	8	9	10	11	12	13
MANIPUR												
1.	Manipur Univ.	—	—	—	—	14.40	—	—	—	—	—	14.40
Total:		—	—	—	—	14.40	—	—	—	—	—	14.40
ORISSA												
1.	Sri Jagannath Sanskrit	—	—	—	—	1.33	—	—	—	—	—	1.33
2.	Utkal	—	—	—	—	33.87	—	—	—	—	—	33.87
Total:		—	—	—	—	35.20	—	—	—	—	—	35.20
PUNJAB												
1.	Guru Nanak Dev	—	—	—	—	19.21	—	—	—	—	—	19.21
2.	Punjab	—	—	—	—	73.00	1.13	3.39	—	—	—	77.52
3.	Punjab Agricultural	—	—	—	—	0.50	—	—	—	—	—	0.50
4.	Punjabi	—	—	—	—	9.40	—	—	—	—	—	9.40
Total:		—	—	—	—	102.11	1.13	3.39	—	—	—	106.63
RAJASTHAN												
1.	Jai Narayan Vyas	—	—	—	0.16	—	—	—	—	35.79	—	35.95
2.	M L Sukhadia	—	—	—	—	0.45	—	—	—	—	—	0.45
3.	Maharishi D Saraswati	—	—	—	—	0.71	—	—	—	—	—	0.71
4.	Rajasthan	—	—	—	0.59	59.51	—	—	—	—	—	60.10
Total:		—	—	—	0.75	60.67	—	—	—	35.79	—	97.21
TAMIL NADU												
1.	Anna	—	—	70.89	0.17	—	—	—	—	—	—	71.06
2.	Annamalai	—	—	—	—	1.25	—	0.66	—	—	—	1.91
3.	Bharthiar	—	—	—	—	0.25	—	—	—	—	—	0.25
4.	Bhartidesan	—	—	—	—	27.27	—	—	—	—	—	27.27
5.	Madras	—	—	—	—	27.04	15.38	—	—	—	—	42.42
6.	Madurai Kamraj	—	—	—	—	4.82	—	—	—	45.17	—	49.99
7.	Manonmaniam Sundaranar	—	—	—	—	2.38	—	—	—	—	—	2.38
8.	Tamil	—	—	—	—	1.44	—	—	—	—	—	1.44
9.	Tamilnadu Agricultural	—	—	—	—	1.50	—	1.41	—	—	—	2.91
10.	Tamilnadu Dr. MGR Medical	—	—	—	—	0.53	—	—	—	—	—	0.53
11.	Sri Ramchandra Medical College and Research Instt.	—	—	—	—	0.13	—	—	—	—	—	0.13
Total:		—	—	70.89	0.17	66.61	15.38	2.07	—	45.17	—	200.29

1	2	3	4	5	6	7	8	9	10	11	12	13
UTTAR PRADESH												
1.	Dr. B R Ambedkar (Agra)	--	--	--	--	10.00	3.23	--	--	--	--	13.23
2.	Allahabad	--	--	--	--	69.27	2.33	--	--	--	--	71.60
3.	Ch. Charan Singh	--	--	--	--	26.42	--	--	--	--	--	26.42
4.	Dr. Bhima Rao Ambedkar	--	--	--	--	--	8.05	--	--	--	--	8.05
5.	G B Pant Univ. of Agri. & Tech.	--	--	--	--	1.63	--	4.46	--	--	--	6.09
6.	Gorakhpur	--	--	--	--	20.79	4.69	--	--	--	--	25.48
7.	H.N. Bahuguna	--	--	--	--	0.45	--	--	--	--	--	0.45
8.	Kashi Vidyapith	--	--	--	--	0.99	--	--	--	--	--	0.99
9.	Kumaon	--	--	--	--	--	3.51	--	--	--	--	3.51
10.	Lucknow	--	--	--	0.02	43.61	5.80	--	--	--	--	49.43
11.	Rohilkhand	--	--	--	--	0.50	--	--	--	--	--	0.50
12.	Roorkee	--	--	115.00	--	8.25	--	94.30	--	--	--	217.55
13.	Sampurnanand Sanskrit	--	--	--	--	9.88	--	--	--	--	--	9.88
Total:		--	--	115.00	0.02	191.79	27.61	98.76	--	--	--	433.18
WEST BENGAL												
1.	Bidhan Chandra Krishi	--	--	--	--	1.19	--	--	--	--	--	1.19
2.	Burdwan	--	--	--	--	20.60	--	--	--	--	--	20.60
3.	Calcutta	--	--	--	--	149.48	1.43	--	--	--	--	150.91
4.	Jadavpur	--	--	--	--	88.27	8.79	51.56	--	--	--	148.62
5.	Kalyani	--	--	--	--	3.87	--	--	--	--	--	3.87
6.	North Bengal	--	--	--	--	13.97	--	--	--	--	--	13.97
7.	Rabindra Bharti	--	--	--	--	4.36	--	--	--	--	--	4.36
8.	Vidya Sagar	--	--	--	0.16	6.58	--	--	--	--	--	6.74
Total		--	--	--	0.16	288.32	10.22	51.56	--	--	--	350.26
Grand Total		59419.36	4910.79	291.13	3.46	2289.82	239.41	470.09	--	623.84	2183.65	70431.55

APPENDIX XII (Contd.)

Statement Showing the Grants Paid to Colleges During the Year 1999-2000
(Major Headwise) Under Non-Plan

(Rs. in Lakhs)

Sl. No.	State/Univ./Institution/Deemed to be Univ.	Maintenance grants to Delhi Univ. Colleges 03(i) (a)	Maintenance grants to BHU Colleges 03(i)(b)	Maintenance grants to UCMS 03(i)(c)	Teachers Award 04(i) (a) to 04(ii)(iv)	Research Fellowship 05(i)(a) to 05(ii)(b)	Research Scientist 06	Scholarship / Fellowship in E & T 07	Mass Media Centre 09	Grand Total
1	2	3	4	5	6	7	8	9	10	11
1.	Banaras Hindu Univ.	—	162.04	—	—	—	—	—	—	162.04
2.	Delhi University	23576.97	—	1504.45	—	2.26	7.83	—	—	25091.51
	Total	23576.97	162.04	1504.45	—	2.26	7.83	—	—	25253.55
STATE UNIVERISTIES										
ANDHRA PRADESH										
1.	Osmania Univ.	—	—	—	—	1.18	—	—	—	1.18
	Total	—	—	—	—	1.18	—	—	—	1.18
BIHAR										
1.	L.N.Mithila Univ.	—	—	—	—	0.84	—	—	—	0.84
	Total	—	—	—	—	0.84	—	—	—	0.84
GUJARAT										
1.	Gujarat Univ.	—	—	0.41	1.26	—	—	—	1.67	
	Total	—	—	0.41	1.26	—	—	—	1.67	
KARNATAKA										
1.	Mangalore	—	—	—	—	0.64	—	—	—	0.64
	Total	—	—	—	—	0.64	—	—	—	0.64
KERALA										
1.	Kerala Univ.	—	—	—	—	1.13	—	—	—	1.13
2.	M. G. Univ., Kottayam	—	—	—	—	2.04	—	—	—	2.04
	Total	—	—	—	—	3.17	—	—	—	3.17
MADHYA PRADESH										
1.	Guru Ghasidas Univ.	—	—	—	—	0.65	—	—	—	0.65
2.	Devi Ahilya Univ.	—	—	—	—	—	0.22	—	0.22	
3.	Dr. H.S. Gour Univ.	—	—	—	—	—	1.63	—	—	1.63
	Total	—	—	—	—	0.65	1.63	0.22	—	2.50

1	2	3	4	5	6	7	8	9	10	11
MAHARASHTRA										
1.	Amravati Univ.	—	—	—	1.00	—	—	—	—	1.00
2.	Mumbai Univ.	—	—	—	—	—	—	0.89	—	0.89
3.	Dr. B.A.Marathwara	—	—	—	0.43	—	—	—	—	0.43
4.	Nagpur Univ.	—	—	—	—	0.81	—	—	—	0.81
5.	North Maharashtra	—	—	—	0.58	—	—	—	—	0.58
6.	Poona Univ.	—	—	—	3.09	—	—	—	3.09	—
7.	Shivaji Univ.	—	—	—	2.08	—	—	—	—	2.08
Total		—	—	—	4.09	3.90	—	0.89	—	8.88
ORISSA										
1.	Sambalpur Univ.	—	—	—	0.17	—	—	—	—	0.17
2.	Utkal Univ.	—	—	—	1.21	—	—	—	—	1.21
Total		—	—	—	1.38	—	—	—	—	1.38
RAJASTHAN										
1.	MDS Univ., Ajmer	—	—	—	—	0.68	—	—	—	0.68
2.	Rajasthan Univ.	—	—	—	—	1.77	—	—	—	1.77
Total		—	—	—	—	2.45	—	—	—	2.45
TAMILNADU										
1.	Bharathiar Univ.	—	—	—	0.17	—	—	—	—	0.17
2.	Bharthidesan Univ.	—	—	—	4.40	—	—	—	—	4.40
3.	Madras Univ.	—	—	—	—	5.29	1.48	—	—	6.77
4.	Madurai Kamraj Univ.	—	—	—	14.25	3.26	—	—	—	17.51
Total		—	—	—	18.82	8.55	1.48	—	—	28.85
UTTAR PRADESH										
1.	Ch. Charan Singh Univ.	—	—	—	—	1.87	2.81	—	—	4.68
2.	Dr. B R Ambedkar, Agra	—	—	—	0.14	2.70	4.00	—	—	6.84
3.	Dr. RML Univ., Avadh	—	—	—	—	4.50	—	—	—	4.50
4.	DDU Univ., Gorakhpur	—	—	—	0.32	1.88	—	—	—	2.20
5.	MJP Rohilkhand Univ.	—	—	—	—	5.55	—	—	—	5.55
Total		—	—	—	0.46	16.50	6.81	—	—	23.77
WEST BENGAL										
1.	Calcutta Univ.	—	—	—	—	0.63	—	—	57.32	57.95
2.	North Bengal Univ.	—	—	—	—	0.58	—	—	—	0.58
Total		—	—	—	—	1.21	—	—	57.32	58.53
Grand Total		23576.97	162.04	1504.45	25.16	42.61	17.75	1.11	57.32	25387.41

APPENDIX XII

Summary (Non-Plan) 1999-2000

S. No.	Particulars	Block Grants Central Univs.	Block Grants Deemed Univs.	Grants for Specific Purposes	Mainten. Grants for Colleges (Delhi)	Mainten. Grants for Colleges (B.H.U)	Mainten. Grants UCMS	Teachers Awards	Research Fellowship	Research Scientist in Humanities /Science	Scholarship & Fellowship in E&T	Reimbursement to Non-Univ. Instn.	Mass Media Centre	Grants for Specific Purposes	Administrative Charges	Total
		02(i)	02(ii)	02(Aiii)	03(a)	03(b)	03(c)	04	05	06	07	08	09	10	11	12
UNIVERSITIES																
1.	Central Univ.	59419.36	-	-	-	-	-	-	767.12	138.31	48.60	-	218.19	-	-	60591.58
2.	Deemd Univ.	-	4910.79	105.24	-	-	-	-	95.79	8.42	33.70	-	89.12	-	-	5243.06
3.	State Univ. for Specific Purposes	-	-	185.89	-	-	-	-	-	-	-	-	-	-	-	185.89
4.	UGC Centres	-	-	-	-	-	-	-	14.01	-	-	-	113.17	2183.65	-	2310.83
5.	State Unvs.	-	-	-	-	-	-	3.46	1412.90	92.68	387.79	-	203.36	-	-	2100.19
	Total	59419.36	4910.79	291.13	-	-	-	3.46	2289.82	239.41	470.09	-	623.84	2183.65	-	70431.55
COLLEGES																
1.	Delhi Colleges	-	-	-	23576.97	-	1504.45	-	2.26	7.83	-	-	-	-	-	25091.51
2.	BHU Colleges	-	-	-	-	162.04	-	-	-	-	-	-	-	-	-	162.04
3.	State Colleges	-	-	-	-	-	-	25.16	40.35	9.92	1.11	-	57.32	-	-	133.86
	Total Colleges	-	-	-	23576.97	162.04	1504.45	25.16	42.61	17.75	1.11	-	57.32	-	-	25387.41
GRAND TOTAL (Univ. Colleges)																
	Non-Univs.	-	-	-	-	-	-	-	-	-	-	262.04	-	-	-	262.04
	Throuh Estt.	-	-	-	-	-	-	-	-	-	-	-	-	-	1552.06	1552.06
	GRAND TOTAL	59419.36	4910.79	291.13	23576.97	162.04	1504.45	28.62	2332.43	257.16	471.20	262.04	681.16	2183.65	1552.06	97633.06

Appendix-XIII

Statement Showing the Grants Paid to Universities During the Year 1999-2000
(Major Headwise) Under General Plan, Engg. & Tech. & Sec. III

Rupees in Lakhs

Univ./Col.	Sec.1 Devt. of Univ. & Colleges	Sec.2 Promo- tion of Relev- ance	Sec.3 Promotion of Exce- llence & Quality	Sec.4 Intr-Univ Resour- ces for Promo- tion of Quality	Sec.5 Enhanc- ing Access & Equity	Sec.6 Improve- ment in Mgmt. of Edu.	Sec.7 Strength- ening of UGC Admn.	Total	Sec.8 Programme to streng- then Scientific Research	Total	Sec.9 E & T	Total	Sec.3	Grand Total
	1	2	3	4	5	6	7	8	9	10	11	12	13	14
CENTRAL UNIVERSITIES														
1. A.M.U.	405.30	29.00	21.46	-	10.03	-	-	465.79	16.27	482.06	33.51	515.57	-	515.57
2. B.H.U.	1015.29	41.75	31.88	5.35	1.50	-	-	1095.77	81.96	1177.73	130.24	1307.97	-	1307.97
3. Delhi	605.81	31.35	69.43	10.00	3.30	-	-	719.89	44.38	764.27	6.20	770.47	-	770.47
4. Hyderabad	302.90	30.17	35.49	2.85	7.00	15.25	-	393.66	18.77	412.43	49.00	461.43	1.00	462.43
5. I.G.N.O.U.	-	-	-	-	-	-	-	-	-	-	-	-	-	-
6. Jamia Millia Islamia	263.00	54.39	28.29	-	12.59	-	-	358.27	28.42	386.69	34.26	420.95	-	420.95
7. Jawahar Lai Nehru	440.00	52.96	45.72	5.35	15.10	-	-	559.13	130.84	689.97	31.00	720.97	-	720.97
8. N.E.H.U.	1091.50	13.33	61.06	-	9.31	-	-	1175.20	55.88	1231.08	3.50	1234.58	-	1234.58
9. Pondicherry Through R.O.	380.00	34.89	4.09 0.44	-	6.00	-	-	424.98 0.44	5.51	430.49 0.44	9.53	440.02 0.44	-	440.02 0.44
10. Viswa Bharti	285.21	10.00	11.60	-	1.00	-	-	307.81	40.10	347.91	-	347.91	-	347.91
11. Assam	1665.60	0.54	2.46	2.37	-	-	-	1670.97	-	1670.97	7.00	1677.97	-	1677.97
12. Tezpur	1415.00	-	2.36	-	-	-	-	1417.36	-	1417.36	-	1417.36	-	1417.36
13. Nagaland	773.00	-	-	-	-	-	-	773.00	-	773.00	-	773.00	-	773.00
14. Dr. B.R. Ambedkar (Lucknow)	370.00	-	-	-	-	-	-	370.00	-	370.00	-	370.00	-	370.00
15. Urdu Univ., Hyderabad	400.00	-	-	-	-	-	-	400.00	-	400.00	-	400.00	-	400.00
16. Hindi Univ., Wardha	50.00	-	-	-	-	-	-	50.00	-	50.00	-	50.00	-	50.00
Total	9462.61	298.38	313.84	25.92	65.83	15.25	-	10181.83	422.13	10603.96	304.24	10908.20	1.00	10909.20
Through R.O.			0.44					0.44		0.44		0.44		0.44
	9462.61	298.38	314.28	25.92	65.83	15.25	-	10182.27	422.13	10604.40	304.24	10908.64	1.00	10909.64
INSTITUTION DEEMED TO BE UNIVERSITIES														
1. Banasthali Vidypith	61.15	14.96	6.61	6.50	0.49	7.70	-	97.41	-	97.41	6.00	103.41	-	103.41
2. Bengal Engg. College	-	-	5.00	-	-	-	-	5.00	4.85	9.85	5.43	15.28	-	15.28
3. Birla Instt. of Technology, Mersa	-	-	-	-	12.50	-	-	12.50	2.50	15.00	22.18	37.18	-	37.18
4. B.I.T.S., Pilani	-	-	7.00	6.50	-	-	-	13.50	-	13.50	47.55	61.05	-	61.05
5. C.I.E.F.L., Hyderabad Through R.O.	73.25 0.22	10.00 0.22	4.28 0.22	18.00 0.22	1.00 0.22	2.10	-	108.63 0.22	-	108.63 0.22	-	108.63 0.22	-	108.63 0.22
6. Central Instt. of Fisheries Education	-	-	-	-	-	-	-	-	-	-	-	-	-	-
7. Cental Instt. of Higher Tibetan Studies	10.00	-	-	1.72	-	-	-	11.72	-	11.72	-	11.72	-	11.72

	1	2	3	4	5	6	7	8	9	10	11	12	13	14
8. Dayal Bagh Educa. Instt.	95.00	-	11.24	-	-	-	-	106.24	0.98	107.22	36.58	143.80	-	143.80
9. Deccan College PG & Research Instt.	10.00	2.00	3.60	6.50	-	-	-	22.10	-	22.10	-	22.10	-	22.10
10. Forest Research Instt., Dehradun	-	-	-	-	-	-	-	-	-	-	-	-	-	-
11. Gandhigram Rural Instt., Gandhigram	73.75	2.60	1.16	6.50	25.81	-	-	109.82	-	109.82	-	109.82	-	109.82
12. Gokhale Instt. of Pol. & Economics, Pune	41.62	2.00	4.90	6.50	-	-	-	55.02	-	55.02	-	55.02	-	55.02
13. Gujarat Vidyapith	70.00	10.04	-	4.93	17.32	-	-	102.29	-	102.29	41.36	143.65	-	143.65
14. Gurukul Kangri V.V.	45.90	2.99	-	-	1.53	-	-	50.42	-	50.42	-	50.42	-	50.42
15. I.A.R.I., New Delhi	-	-	-	-	-	-	-	-	-	-	-	-	-	-
16. I.I.Sc., Bangalore	-	25.00	-	114.35	-	-	-	139.35	250.08	389.43	191.42	580.85	-	580.85
17. I.S.M., Dhanbad	-	2.00	-	-	-	-	-	2.00	1.50	3.50	2.06	5.56	-	5.56
18. International Instt. of Population Sc., Mumbai	-	4.00	-	-	0.06	-	-	4.06	-	4.06	-	4.06	-	4.06
19. Indian Veterinary Research Instt.	-	-	-	-	-	-	-	-	-	-	-	-	-	-
20. J.V. Bharti Instt.	-	-	-	-	-	-	-	-	-	-	-	-	-	-
21. Jamia Hamdard	37.50	-	3.00	6.50	0.86	1.81	-	49.67	-	49.67	18.93	68.60	-	68.60
22. Manipal Academy of Higher Education	-	-	-	-	-	-	-	-	-	-	-	-	-	-
23. National Museum Instt. of the History of Arts Conservation & Museology	-	-	-	-	0.48	-	-	0.48	-	0.48	-	0.48	-	0.48
24. National Instt. of Mental Health & Neuro Sciences, Bangalore	-	-	-	-	-	-	-	-	-	-	-	-	-	-
25. National Dairy Research Instt.	-	-	-	-	-	-	-	-	-	-	-	-	-	-
26. Rajasthan Vidyapith	40.00	-	3.13	-	1.00	-	-	44.13	-	44.13	-	44.13	-	44.13
27. Rashtriya Sanskrit Vidyapith	45.90	4.00	-	-	-	3.75	-	53.65	-	53.65	-	53.65	-	53.65
28. School of Planning and Architecture	-	-	-	-	-	-	-	-	-	-	-	-	-	-
29. Shri Lal B.S.R. Sanskrit Vidyapith	55.10	2.00	6.80	-	-	-	-	63.90	-	63.90	-	63.90	-	63.90
30. Shri Chandrashekranandra S.N.S. Mahavidyalaya	0.60	-	-	6.50	-	7.92	-	15.02	-	15.02	-	15.02	-	15.02
31. Sri Avinashilingam Instt. for Home Sc. & Higher Education for Women	52.84	2.00	3.94	2.17	15.75	2.52	-	79.22	0.77	79.99	9.40	89.39	-	89.39
32. Sri Ramachandra Medical College & Research Instt.	-	-	-	-	-	-	-	-	-	-	-	-	-	-
33. Sri Satya Sai Instt. of Higher Learning	40.00	-	-	-	-	25.00	-	65.00	-	65.00	5.00	70.00	-	70.00
34. Tata Instt. of Social Science, Mumbai	119.25	6.00	-	6.14	11.55	25.00	-	167.94	-	167.94	-	167.94	-	167.94

	1	2	3	4	5	6	7	8	9	10	11	12	13	14
35. Tilak Maharashtra Vidyapith	23.30	-	-	-	-	-	-	23.30	-	23.30	-	23.30	-	23.30
36. Thapar Instt. of Engg. & Technology	-	-	-	-	3.50	24.22	-	27.72	15.74	43.46	34.61	78.07	-	78.07
37. Lakshmi bai National Instt. of Physical Education. Gwalior	-	35.00	-	-	-	-	-	35.00	-	35.00	1.00	36.00	-	36.00
38. Bharati Vidyapith	3.40	-	3.00	-	-	-	-	6.40	-	6.40	-	6.40	-	6.40
39. Jain Vishwa Bharti Instt., Ladnun	20.00	0.96	6.06	-	-	-	-	27.02	-	27.02	-	27.02	-	27.02
Total H.Q.	918.56	125.55	69.72	192.81	91.85	100.02	-	1498.51	276.42	1774.93	421.52	2196.45	-	2196.45
Total R.O.			0.22					0.22		0.22		0.22		0.22
Grand Total	918.56	125.55	69.94	192.81	91.85	100.02	-	1498.73	276.42	1775.15	421.52	2196.67	-	2196.67
INTER UNIVERSITY CENTRE														
1. Consortium for Edu. Communication	-	-	-	16.51	-	-	-	16.51	-	16.51	-	16.51	-	16.51
2. Inter Univ. Centre for Astronomy and Astrophysics	-	-	-	370.00	-	-	-	370.00	-	370.00	-	370.00	-	370.00
3. Inter Univ. Consortium, Indore	-	-	-	450.00	-	-	-	450.00	-	450.00	-	450.00	-	450.00
4. Nuclear Science Centre, New Delhi	-	-	-	928.00	-	-	-	928.00	40.00	968.00	-	968.00	-	968.00
5. Indian Instt. of Adv. Study, Simla	-	0.07	-	17.50	-	-	-	17.57	-	17.57	-	17.57	-	17.57
6. INFLIBNET Centre, Ahmedabad	-	-	-	60.00	-	-	-	60.00	-	60.00	-	60.00	-	60.00
Total	-	0.07	-	1842.01	-	-	-	1842.08	40.00	1882.08	-	1882.08	-	1882.08
STATE UNIVERSITIES														
ANDHRA PRADESH														
1. Andhra Through R.O.	74.83 0.50	52.00	64.50 13.62	-	41.12	25.00	-	257.45 14.12	54.58	312.03 14.12	62.20	374.23 14.12	4.00	378.23 14.12
2. Jawaharlal Nehru Tech. Through R.O.	-	5.98	6.05 0.22	-	1.05	-	-	13.08 0.22	0.64	13.72 0.22	28.89	42.61 0.22	-	42.61 0.22
3. Kakatiya Through R.O.	44.70	-	52.45 0.66	1.17	8.75	-	-	107.07 0.66	0.65	107.72 0.66	6.20	113.92 0.66	7.00	120.92 0.66
4. Nararjuna Through R.O.	58.10 0.44	6.00	5.85 0.88	-	9.30	-	-	79.25 1.32	2.20	81.45 1.32	-	81.45 1.32	3.00	84.45 1.32
5. Osmania Through R.O.	81.00 0.36	31.38	48.10 3.06	58.27	-	-	-	218.75 3.42	55.74	274.49 3.42	28.90	303.39 3.42	-	303.39 3.42
6. Shri Krishnadevaraya Through R.O.	50.75	4.00	20.95 0.66	6.50	1.04	-	-	83.24 0.66	11.58	94.82 0.66	7.15	101.97 0.66	-	101.97 0.66
7. Shri Padmavathy Mahila	45.00	-	7.15	-	7.55	-	-	59.70	0.62	60.32	-	60.32	-	60.32
8. Sri Venkateswara Through R.O.	101.40 0.13	49.07	48.10 0.66	6.00	18.55	-	-	223.12 0.79	79.92	303.04 0.79	67.75	370.79 0.79	3.00	373.79 0.79
9. Telugu Through R.O.	32.45	16.00	21.52 0.66	-	-	-	-	69.97 0.66	-	69.97 0.66	-	69.97 0.66	-	69.97 0.66
10. N.P.T.T. Through R.O.	-	-	-	-	-	-	-	-	-	-	-	-	-	-
			0.22					0.22		0.22		0.22		0.22

	1	2	3	4	5	6	7	8	9	10	11	12	13	14
11. Acharya N.G. Rajee Agricultural Univ.	-	0.10	-	-	-	-	-	0.10	-	0.10	-	0.10	-	0.10
Total H.Q.	488.23	164.53	274.67	71.94	87.36	25.00	-	1111.73	205.93	1317.66	201.09	1518.75	17.00	1535.75
Total R.O.	1.43	-	20.64	-	-	-	-	22.07	-	22.07	-	22.07	-	22.07
Total	489.66	164.53	295.31	71.94	87.36	25.00	-	1133.80	205.93	1339.73	201.09	1540.82	17.00	1557.82
ARUNACHAL PRADESH														
1. Arunachal Pradesh	76.90	0.22	3.93	-	3.45	-	-	84.50	-	84.50	-	84.50	-	84.50
Total	76.90	0.22	3.93	-	3.45	-	-	84.50	-	84.50	-	84.50	-	84.50
ASSAM														
1. Dibrugarh	106.90	10.50	4.45	6.50	10.25	18.80	-	157.40	-	157.40	1.35	158.75	-	158.75
2. Gauhati	106.80	23.69	12.24	-	-	-	-	142.73	3.82	146.55	6.00	152.55	4.00	156.55
Total	213.70	34.19	16.69	6.50	10.25	18.80	-	300.13	3.82	303.95	7.35	311.30	4.00	315.30
BIHAR														
1. BSR Ambedkar, Bihar	61.70	-	15.20	-	-	-	-	76.90	0.43	77.33	1.00	78.33	-	78.33
2. KS Darbhanga Sanskrit	58.51	2.00	5.55	-	-	-	-	66.06	-	66.06	-	66.06	-	66.06
3. L.N. Mithila	43.10	-	8.00	-	-	-	-	51.10	-	51.10	-	51.10	-	51.10
4. Magadh	66.60	-	4.80	-	5.04	-	-	76.44	-	76.44	0.70	77.14	-	77.14
5. Patna	82.30	10.00	8.86	-	1.60	-	-	102.76	-	102.76	26.00	128.76	-	128.76
6. Ranchi	46.10	27.82	15.15	-	2.94	-	-	92.07	2.28	94.29	1.65	95.94	-	95.94
7. T.M. Bhagalpur	42.00	0.60	5.71	-	-	-	-	48.31	1.98	50.29	0.65	50.94	-	50.94
Total	400.31	40.42	63.27	-	9.58	-	-	513.58	4.69	518.27	30.00	548.27	-	548.27
GUJARAT														
1. Bhavnagar	55.90	3.30	9.80	-	-	-	-	69.00	-	69.00	25.60	94.60	-	94.60
2. Gujarat	57.20	22.67	7.58	5.00	13.52	-	-	105.97	3.05	109.02	31.00	140.02	-	140.02
3. Gujarat Ayurveda	-	3.00	-	-	-	-	-	3.00	-	3.00	-	3.00	-	3.00
4. M.S. Univ. of Baroda	56.00	6.00	23.20	2.50	27.42	53.76	-	168.88	10.27	179.15	67.39	246.54	-	246.54
5. North Gujarat	27.40	-	1.55	3.12	-	10.21	-	42.28	-	42.28	5.65	47.93	-	47.93
6. Sardar Patel	44.20	7.30	64.00	1.53	6.10	21.35	-	144.48	120.33	264.81	8.99	273.80	-	273.80
7. Saurashtra	67.70	42.00	8.90	6.50	7.60	-	-	132.70	0.96	133.66	1.00	134.66	-	134.66
8. South Gujarat	85.20	-	6.55	6.50	-	-	-	98.25	0.73	98.98	10.00	108.98	9.00	117.98
Total	393.60	84.27	121.58	25.15	54.64	85.32	-	764.56	135.34	899.90	149.63	1049.53	9.00	1058.53
GOA														
1. Goa	63.90	48.34	8.92	-	-	-	-	121.16	2.74	123.90	36.00	159.90	-	159.90
Total	63.90	48.34	8.92	-	-	-	-	121.16	2.74	123.90	36.00	159.90	-	159.90
HARYANA														
1. Ch. C.S. Haryana Agril.	-	-	1.42	-	-	-	-	1.42	-	1.42	-	1.42	-	1.42
2. Kurukshetra	58.61	46.03	58.68	-	7.02	-	-	170.34	2.66	173.00	14.00	187.00	-	187.00
3. Maharishi Dayanand	57.40	2.00	10.25	-	1.00	-	-	70.65	1.43	72.08	0.65	72.73	20.00	92.73
4. Guru Jambheswar	27.40	-	2.55	-	7.50	-	-	37.45	-	37.45	4.00	41.45	-	41.45
Total	143.41	48.03	72.90	-	15.52	-	-	279.86	4.09	283.95	18.65	302.60	20.00	322.60

	1	2	3	4	5	6	7	8	9	10	11	12	13	14
HIMACHAL PRADESH														
1. Himachal Pradesh	62.20	50.00	11.68	-	12.50	-	-	136.38	5.50	141.88	1.05	142.93	-	142.93
Total	62.20	50.00	11.68	-	12.50	-	-	136.38	5.50	141.88	1.05	142.93	-	142.93
JAMMU & KASHMIR														
1. Jammu	55.20	12.41	11.15	1.50	9.80	-	-	90.06	1.42	91.48	13.70	105.18	-	105.18
2. Kashmir	58.00	23.00	16.50	36.74	-	-	-	134.24	-	134.24	36.00	170.24	-	170.24
3. Sher-e-Kashmir Univ. of Agricultural Science & Tech.	-	-	-	-	-	-	-	-	0.72	0.72	-	0.72	-	0.72
Total	113.20	35.41	27.65	38.24	9.80	-	-	224.30	2.14	226.44	49.70	276.14	-	276.14
KARNATAKA														
1. Bangalore	79.00	38.20	16.18	-	7.55	-	-	140.93	62.64	203.57	30.65	234.22	-	234.22
2. Gulbarga	59.00	12.20	12.20	-	1.05	-	-	84.45	0.50	84.95	8.00	92.95	2.00	94.95
3. Kannada	54.00	-	-	-	-	-	-	54.00	-	54.00	-	54.00	-	54.00
4. Karnatak	54.60	20.47	55.75	-	1.05	-	-	131.87	152.55	284.42	1.00	285.42	-	285.42
5. Kuvempu	38.00	23.30	11.22	-	4.05	-	-	76.57	-	76.57	-	76.57	-	76.57
6. Mangalore	60.85	27.04	20.95	-	-	-	-	108.84	2.22	111.06	-	111.06	-	111.06
7. Mysore	71.15	37.48	54.50	46.67	9.20	-	-	219.00	43.95	262.95	1.00	263.95	-	263.95
8. National Law School of India	45.00	2.00	9.10	-	-	50.00	-	106.10	-	106.10	-	106.10	-	106.10
Total	461.60	160.69	179.90	46.67	22.90	50.00	-	921.76	261.86	1183.62	40.65	1224.27	2.00	1226.27
KERALA														
1. Calicut	49.50	28.55	22.42	35.98	21.38	-	-	157.83	0.45	158.28	1.00	159.28	-	159.28
2. Cochin Univ. of Sc. & Tech.	81.55	4.00	22.21	-	1.08	-	-	108.84	15.44	124.28	75.60	199.88	-	199.88
3. Kerala	54.25	10.00	41.00	-	3.15	-	-	108.40	4.97	113.37	1.00	114.37	-	114.37
4. Mahatama Gandhi	46.75	17.73	22.72	1.17	1.10	-	-	89.47	-	89.47	8.00	97.47	-	97.47
Total	232.05	60.28	108.35	37.15	26.71	-	-	464.54	20.86	485.40	85.60	571.00	-	571.00
MADHYA PRADESH														
1. Awadesh Pratap Singh	45.55	-	9.60	-	-	-	-	55.15	1.76	56.91	43.00	99.91	2.00	101.91
2. Barkatullah	62.35	12.63	11.62	-	1.90	-	-	88.50	191.62	280.12	17.95	298.07	4.00	302.07
3. Devi Ahilya	88.85	76.40	15.50	63.02	-	-	-	243.77	71.62	315.39	41.70	357.09	-	357.09
4. Dr. H.S. Gour	53.95	25.00	33.55	19.75	8.82	-	-	141.07	1.84	142.91	11.60	154.51	-	154.51
5. Guru Ghasidas	46.40	25.00	6.52	-	5.05	-	-	82.97	-	82.97	8.00	90.97	-	90.97
6. Indira Kala Sangeet	45.80	4.00	3.18	6.50	-	-	-	59.48	-	59.48	-	59.48	-	59.48
7. Jiwaji	68.70	1.00	6.65	6.50	-	-	-	82.85	2.48	85.33	-	85.33	2.00	37.33
8. Rani Durgawati	82.89	38.86	15.44	-	-	-	-	137.19	2.11	139.30	6.65	145.95	5.00	150.95
9. Pt. Ravi Shankar Shukla	88.60	-	4.60	-	0.56	-	-	93.76	1.40	95.16	-	95.16	-	95.16
10. Vikram	55.10	7.00	8.42	-	25.05	-	-	95.57	2.36	97.93	5.00	102.93	-	102.93
11. M.G. Gramodey	27.40	-	4.02	-	-	-	-	31.42	-	31.42	0.65	32.07	-	32.07
Total	665.59	189.89	119.10	95.77	41.38	-	-	1111.73	275.19	1386.92	134.55	1521.47	13.00	1534.47

	1	2	3	4	5	6	7	8	9	10	11	12	13	14
MAHARASHTRA														
1. Amravati	61.45	-	5.45	-	-	-	-	66.90	0.83	67.73	30.00	97.73	2.00	99.73
2. Mumbai	60.75	33.70	41.58	189.88	7.50	66.27	-	399.68	32.20	431.88	26.95	458.83	-	458.83
3. Dr. BRA Marathwada	47.20	37.65	11.18	-	1.04	-	-	97.07	2.38	99.45	2.40	101.85	-	101.85
4. Nagpur	62.51	-	14.05	-	1.24	-	-	77.80	-	77.80	7.85	85.65	-	85.65
5. North Maharashtra	37.85	7.30	5.88	1.17	-	-	-	52.20	0.82	53.02	5.02	58.04	-	58.04
6. Poona	83.40	17.09	83.55	2.50	48.80	9.04	-	244.38	22.62	267.00	1.65	268.65	-	268.65
7. SNDT Women's	57.00	10.00	10.25	15.00	18.05	-	-	110.30	-	110.30	208.55	318.85	-	318.85
8. Shivaji	103.88	35.01	13.68	-	9.40	-	-	161.97	32.29	194.26	30.80	225.06	-	225.06
9. Swami R.T. Marathwada	30.40	-	2.05	-	-	-	-	32.45	-	32.45	-	32.45	-	32.45
10. Dr. P. D. Krishi Vidyapith	-	-	4.05	-	-	-	-	4.05	-	4.05	-	4.05	-	4.05
Total	544.44	140.75	191.72	208.55	86.03	75.31	-	1246.80	91.14	1337.94	313.22	1651.16	2.00	1653.16
MANIPUR														
1. Manipur	54.60	15.31	15.80	39.85	1.02	0.22	-	126.80	1.12	127.92	43.00	170.92	-	170.92
Total	54.60	15.31	15.80	39.85	1.02	0.22	-	126.80	1.12	127.92	43.00	170.92	-	170.92
ORISSA														
1. Berhampur Through R.O.	158.80	0.50	21.18 0.22	-	12.34	-	-	192.82 0.22	12.58	205.40 0.22	5.00	210.40 0.22	-	210.40 0.22
2. Sambalpur	57.20	35.00	19.00	-	1.02	-	-	112.22	0.35	112.57	13.50	126.07	-	126.07
3. Sri Jagannath Sanskrit	104.40	4.63	1.55	-	-	-	-	110.58	-	110.58	-	110.58	-	110.58
4. Utkal	224.20	21.55	48.92	-	9.20	-	-	303.87	34.70	338.57	21.61	360.18	-	360.18
Total H.O.	544.60	61.68	90.65	-	22.56	-	-	719.49	47.63	767.12	40.11	807.23	-	807.23
Total R.O.			0.22					0.22		0.22		0.22		0.22
Total	544.60	61.68	90.87	-	22.56	-	-	719.71	47.63	767.34	40.11	807.45	-	807.45
PUNJAB														
1. Guru Nanak Dev	57.55	51.60	19.35	0.70	7.72	-	-	136.92	36.40	173.32	4.00	177.32	-	177.32
2. Punjab Agril.	-	-	-	-	-	-	-	-	0.25	0.25	-	0.25	-	0.25
3. Punjab	81.30	14.72	47.60	2.85	10.22	-	-	156.69	153.90	310.59	11.20	321.79	-	321.79
4. Punjabi	106.07	10.00	30.94	1.70	0.33	-	-	149.04	16.25	165.29	17.20	182.49	-	182.49
Total	244.92	76.32	97.89	5.25	18.27	-	-	442.65	206.80	649.45	32.40	681.85	-	681.85
RAJASTHAN														
1. Jai Narayan Vyas	74.05	27.66	25.10	21.45	1.00	-	-	149.26	42.07	191.33	17.10	208.43	-	208.43
2. Mohal Lal Sukhadia	66.75	3.30	6.88	2.10	16.62	-	-	95.65	6.67	102.32	5.52	107.84	-	107.84
3. M. D. Saraswati	37.30	35.00	5.00	-	-	-	-	77.30	0.71	78.01	1.00	79.01	-	79.01
4. Rajasthan	84.30	42.65	64.57	-	3.40	-	-	194.92	30.80	225.72	1.00	226.72	-	226.72
Total	262.40	108.61	101.55	23.55	21.02	-	-	517.13	80.25	597.38	24.62	622.00	-	622.00

	1	2	3	4	5	6	7	8	9	10	11	12	13	14
TAMIL NADU														
1. Algappa Through R.O.	42.80	2.00	5.80 1.76	6.50	5.50	-	-	62.60 1.76	1.95	64.55 1.76	6.30	70.85 1.76	3.10	73.95 1.76
2. Anna Through R.O.	45.00	2.00	32.93 0.66	69.48	4.22	36.16	-	189.79 0.66	5.30	195.09 0.66	165.80	360.89 0.66	-	360.89 0.66
3. Annamalai Through R.O.	52.70	5.30	18.90 2.26	1.69	-	-	-	78.59 2.26	0.75	79.34 2.26	16.10	95.44 2.26	-	95.44 2.26
4. Bharthiar Through R.O.	46.70	24.94	5.72 0.10	-	4.00	-	-	81.36 0.10	3.60	84.96 0.10	7.72	92.68 0.10	-	92.68 0.10
5. Bharthidesan Through R.O.	45.80	10.00	56.42 3.42	-	1.05	-	-	113.27 3.42	23.45	136.72 3.42	31.70	168.42 3.42	-	168.42 3.42
6. Madras Through R.O.	81.87 0.14	10.05	66.77 3.40	3.91	2.45	-	-	165.05 3.54	102.80	267.85 3.54	31.00	298.85 3.54	-	298.85 3.54
7. Madurai Kamraj Through R.O.	77.00 0.28	26.85	24.24 11.96	7.46	1.00	-	-	136.55 12.24	44.11	180.66 12.24	6.00	186.66 12.24	-	186.66 12.24
8. Manonmaniam Sundaranar Through R.O.	37.40 0.38	1.80	4.47 3.76	-	-	-	-	43.67 4.14	-	43.67 4.14	-	43.67 4.14	-	43.67 4.14
9. Mother Teresa Women's Through R.O.	32.40	-	2.50 0.22	-	5.05	-	-	39.95 0.22	-	39.95 0.22	-	39.95 0.22	-	39.95 0.22
10. Tamil Through R.O.	38.00	8.00	16.46 0.74	-	-	-	-	62.46 0.74	-	62.46 0.74	0.45	62.91 0.74	-	62.91 0.74
11. Botanical SOI Through R.O.	-	-	- 0.22	-	-	-	-	- 0.22	-	- 0.22	-	- 0.22	-	- 0.22
12. C .L. R. I Through R.O.	-	-	- 0.30	-	-	-	-	- 0.30	-	- 0.30	-	- 0.30	-	- 0.30
Total H.O.	499.67	90.94	234.21	89.04	23.27	36.16	-	973.29	181.96	1155.25	265.07	1420.32	3.10	1423.42
Total R.O.	0.80		28.80					29.60		29.60		29.60		29.60
Total	500.47	90.94	263.01	89.04	23.27	36.16	-	1002.89	181.96	1184.85	265.07	1449.92	3.10	1453.02
TRIPURA														
1. Tripura	66.00	-	2.75	0.30	-	-	-	69.05	-	69.05	-	69.05	-	69.05
Total	66.00	-	2.75	0.30	-	-	-	69.05	-	69.05	-	69.05	-	69.05
UTTAR PRADESH														
1. Dr. B R Ambedkar, Agra	33.27	4.74	6.88	-	5.55	-	-	50.44	0.35	50.79	-	50.79	-	50.79
2. Allahabad	155.27	48.23	55.80	-	1.55	-	-	260.85	5.65	266.50	6.50	273.00	-	273.00
3. Ch. Charan Singh	117.05	7.10	18.85	-	5.05	-	-	148.05	3.28	151.33	-	151.33	-	151.33
4. Dr. R M Lohia, Avadh	37.55	3.88	2.52	6.50	0.95	-	-	51.40	-	51.40	-	51.40	-	51.40
5. G B Pant Univ. of Agril & Tech.	-	0.10	-	-	-	-	-	0.10	-	0.10	4.00	4.10	-	4.10
6. Gorakhpur	47.75	49.95	14.33	-	8.54	-	-	120.58	13.15	133.73	1.70	135.43	-	135.43
7. H N Bahuguna	88.45	5.14	13.50	1.19	1.00	-	-	109.28	1.32	110.60	8.00	118.60	-	118.60
8. Kanpur	52.70	-	4.00	-	3.50	-	-	60.20	0.20	60.40	5.70	66.10	-	66.10
9. Kashi Vidyapith	39.85	-	21.75	6.50	-	-	-	68.10	-	68.10	-	68.10	-	68.10
10. Kumaon	58.95	-	13.43	-	1.05	-	-	73.43	1.43	74.86	30.00	104.86	-	104.86
11. Lucknow	91.55	15.41	43.55	-	6.75	-	-	157.26	14.10	171.36	1.32	172.68	-	172.68
12. Rohilkhand	56.10	20.17	6.36	-	5.05	-	-	87.68	1.34	89.02	0.30	89.32	-	89.32

	1	2	3	4	5	6	7	8	9	10	11	12	13	14
13. Roorkee	100.31	-	22.80	22.54	-	43.35	-	189.00	57.80	246.80	159.30	406.10	-	406.10
14. Sampurnanand Sanskrit	28.90	2.00	5.40	-	1.00	-	-	37.30	-	37.30	-	37.30	-	37.30
Total	907.70	156.73	229.17	36.73	39.99	43.35	-	1413.67	98.62	1512.29	216.82	1729.11	-	1729.11
WEST BENGAL														
1. Burdwan	52.35	34.09	20.96	1.72	3.78	-	-	112.90	154.35	267.25	6.65	273.90	2.50	276.40
2. Calcutta	60.50	43.25	43.48	-	-	-	-	147.23	50.73	197.96	39.87	237.83	-	237.83
3. Jadavpur	46.55	88.30	74.06	2.72	17.54	17.46	-	246.63	38.20	284.83	184.00	468.83	-	468.83
4. Kalyani	46.70	4.36	7.95	-	0.82	-	-	59.83	11.40	71.23	-	71.23	-	71.23
5. North Bengal	76.95	-	13.00	0.91	5.05	-	-	95.91	0.25	96.16	30.00	126.16	-	126.16
6. Rabindra Bharti	122.26	3.30	17.80	6.50	-	-	-	149.86	-	149.86	-	149.86	-	149.86
7. Vidya Sagar	39.95	3.30	10.70	-	6.30	-	-	60.25	-	60.25	-	60.25	-	60.25
Total	445.26	176.60	187.95	11.85	33.49	17.46	-	872.61	254.93	1127.54	260.52	1388.06	2.50	1390.56
Total H.O.	17265.45	2167.21	2543.89	2797.28	697.42	466.89	-	25938.14	2623.16	28561.30	2675.79	31237.09	73.60	31310.69
Total R.O.	2.23	-	50.32	-	-	-	-	52.55	-	52.55	-	52.55	-	52.55
Grand Total	17267.68	2167.21	2594.21	2797.28	697.42	466.89	-	25990.69	2623.16	28613.85	2675.79	31289.64	73.60	31363.24

Appendix-XIII (Contd.)

Statement Showing the Grants Paid to Colleges During the Year 1999-2000
(Major Headwise) Under General Plan, Engg. & Techn. Sec. III

Rupees in Lakhs

Univ/Col.	Sec.1 Devt. of Univ. & Colleges	Sec.2 Promo- tion of Relev- ance	Sec.3 Promotion of Exce- llence & Quality	Sec.4 Intr-Univ Resour- ces for Promo- tion of Quality	Sec.5 Enhanc- ing Access & Equity	Sec.6 Improve- ment in Mgt. of Edn.	Sec.7 Strength- ening of UGC Admn.	Total	Sec.8 Programme to streng- then Scientific Research	Total	Sec.9 E & T	Total	Sec.3	Grand Total
	1	2	3	4	5	6	7	8	9	10	11	12	13	14
CENTRAL UNIVERSITIES														
1. B.H.U. Through R.O.	-	12.90	0.02	-	-	-	-	12.92	-	12.92	1.10	14.02	-	14.02
	9.97		0.22					10.19		10.19		10.19		10.19
2. Delhi	540.27	0.45	39.77	-	27.52	-	-	608.01	8.52	616.53	2.48	619.01	-	619.01
3. N.E.H.U Through R.O.	-	-	-	-	12.25	-	-	12.25	-	12.25	1.20	13.45	-	13.45
	66.08		0.45		9.20			75.73	4.16	79.89		79.89		79.89
4. Pondicherry	-	-	4.00	-	-	-	-	4.00	-	4.00	0.08	4.08	-	4.08
5. ASSAM Through R.O.	-	-	-	-	-	-	-	-	-	-	-	-	-	-
	21.70		5.11					26.81	1.12	27.93		27.93		27.93
6. NAGALAND	-	-	-	-	-	-	-	-	-	-	-	-	-	-
	15.68		0.61		0.99			17.28	1.25	18.53		18.53		18.53
Total H.Q. Through R.O.	540.27	13.35	13.35	-	39.77	-	-	637.18	8.52	645.70	4.86	650.56	-	650.56
	113.43		6.39		10.19			130.01	6.53	136.54		136.54		136.54
Total	653.70	13.35	50.18	-	49.96	-	-	767.19	15.05	787.24	4.86	787.10	-	787.10
STATE UNIVERSITIES														
ANDHRA PRADESH														
1. Andhra Through R.O.	-	40.80	11.00	-	2.25	-	-	54.05	4.28	58.33	5.06	63.39	-	63.39
	78.54		5.10		11.75			95.39	0.99	96.38		96.38		96.38
2. Kakatiya Through R.O.	-	20.73	1.20	-	3.75	-	-	25.68	-	25.68	2.57	28.25	-	28.25
	13.96		3.31					17.27	1.55	18.82		18.82		18.82
3. Nararjuna Through R.O.	-	20.96	0.54	-	5.75	-	-	27.25	-	27.25	3.40	30.65	9.00	39.65
	46.44		1.57		23.15			71.16	0.71	71.87		71.87		71.87
4. Osmania Through R.O.	-	21.07	12.34	-	-	-	-	33.41	2.40	35.81	0.50	36.31	3.50	39.81
	108.26		10.15					118.41	4.38	122.79		122.79		122.79
5. Shri Krishnadevaraya Through R.O.	-	-	-	-	-	-	-	-	-	-	1.19	1.19	-	1.19
	22.25		0.88		7.00			30.13		30.13		30.13		30.13
6. Shri Padmavathy Mahila	-	-	-	-	-	-	-	-	-	-	1.16	1.16	-	1.16
7. Sri Venkateswara Through R.O.	-	-	4.70	-	-	-	-	4.70	-	4.70	-	4.70	-	4.70
	25.60		0.96		8.50			35.06	0.35	35.41		35.41		35.41
Total H.Q.	-	103.56	29.78	-	11.75	-	-	145.09	6.68	151.77	13.88	165.65	12.50	178.15
Total R.O.	295.05	-	21.97	-	50.40	-	-	367.42	7.98	375.40	-	375.40	-	375.40
ToTal	295.05	103.56	51.75	-	62.15	-	-	512.51	14.66	527.17	13.88	541.05	12.50	553.55
ARUNACHAL PRADESH														
1. Arunachal Pradesh Through R.O.	-	-	-	-	-	-	-	-	-	-	-	-	-	-
	3.45		1.31					4.76	0.25	5.01		5.01		5.01
Total	3.45		1.31					4.76	0.25	5.01		5.01		5.01

	1	2	3	4	5	6	7	8	9	10	11	12	13	14
ASSAM														
1. Dibrugarh Through R.O.	-	32.00	3.00	-	5.00	-	-	40.00	-	40.00	3.52	43.52	-	43.52
	97.41		15.37		17.85			130.63	8.72	139.35		139.35		139.35
2. Gauhati Through R.O.	-	34.86	8.75	-	9.70	-	-	53.31	1.57	54.88	3.50	58.38	-	58.38
	188.90		26.27		28.62			243.79	16.81	260.60		260.60		260.60
Total H.O.	-	66.86	11.75	-	14.70	-	-	93.31	1.57	94.88	7.02	101.90	-	101.90
Total R.O.	286.31		41.64		46.47			374.42	25.53	399.95		399.95		399.95
Total	286.31	66.86	53.39	-	61.17	-	-	467.73	27.10	494.83	7.02	501.85	-	501.85
BIHAR														
1. BSBR Ambedkar, Bihar Through R.O.	-	-	-	-	-	-	-	-	-	-	3.30	3.30	-	3.30
	54.25		2.15					56.40	1.12	57.52		57.52		57.52
2. Jai Prakash V.Vidyalyaya Through R.O.	-	12.00	-	-	-	-	-	12.00	-	12.00	0.09	12.09	-	12.09
	24.88		2.21					27.09	0.50	27.59		27.59		27.59
3. KS Darbhanga Sanskrit Through R.O.	-	-	-	-	-	-	-	-	-	-	-	-	-	-
	8.42							8.42		8.42		8.42		8.42
4. L.N. Mithila Through R.O.	-	78.00	0.60	-	9.50	-	-	88.10	-	88.10	3.50	91.60	-	91.60
	107.28		3.87		17.30			128.45	0.20	128.65		128.65		128.65
5. Magadh Through R.O.	-	13.27	2.77	-	-	-	-	16.04	2.92	18.96	-	18.96	-	13.96
	124.92		3.66		3.75			132.33	1.84	134.17		134.17		134.17
6. Patna Through R.O.	-	3.64	0.40	-	-	-	-	4.04	-	4.04	-	4.04	5.00	9.04
	50.90		0.73					51.63	0.48	52.11		52.11		52.11
7. Ranchi Through R.O.	-	14.00	0.32	-	3.50	-	-	17.82	-	17.82	2.30	20.12	-	20.12
	90.91		6.84		4.83			102.58	1.90	104.48		104.48		104.48
8. T.M. Bhagalpur Through R.O.	-	4.33	-	-	-	-	-	4.33	-	4.33	1.16	5.49	-	5.49
	53.60		1.12					54.72	0.55	55.27		55.27		55.27
Total H.O.	-	125.24	4.09	-	13.00	-	-	142.33	2.92	145.25	10.35	155.60	5.00	160.60
Total R.O.	515.16	-	20.58		25.88			561.62	6.59	568.21		568.21		568.21
Total	515.16	125.24	24.67	-	38.88	-	-	703.95	9.51	713.46	10.35	723.81	5.00	728.81
GUJARAT														
1. Bhavnagar Through R.O.	-	3.52	-	-	-	-	-	3.52	-	3.52	5.78	9.30	-	9.30
	27.29		0.07					27.36	0.31	27.67		27.67		27.67
2. Gujarat Through R.O.	-	20.18	0.88	-	-	-	-	21.06	-	21.06	-	21.06	-	21.06
	145.57		0.54					146.11	0.72	146.83		146.83		146.83
3. North Gujarat Through R.O.	-	14.03	-	-	-	-	-	14.03	-	14.03	4.40	18.43	-	18.43
	54.15		1.62					55.77	0.70	56.47		56.47		56.47
4. Sardar Patel Through R.O.	-	1.25	-	-	3.00	-	-	4.25	-	4.25	-	4.25	-	4.25
	19.96		0.42		3.75			24.13	1.22	25.35		25.35		25.35
5. Saurashtra Through R.O.	-	0.73	-	-	4.56	-	-	5.29	-	5.29	5.50	10.79	-	10.79
	74.59		2.39		3.75			80.73		80.73		80.73		80.73
6. South Gujarat Through R.O.	-	4.07	0.58	-	-	-	-	4.65	-	4.65	1.35	6.00	-	6.00
	63.68		0.85					64.53	0.52	65.05		65.05		65.05
Total H.O.	-	43.78	1.46	-	7.56	-	-	52.80	-	52.80	17.03	69.83	-	69.83
Total R.O.	385.24		5.89		7.50			398.63	3.47	402.10		402.10		402.10
Total	385.24	43.78	7.35	-	15.06	-	-	451.43	3.47	454.90	17.03	471.93	-	471.93

	1	2	3	4	5	6	7	8	9	10	11	12	13	14
GOA														
1. Goa	-	17.29	-	-	-	-	-	17.29	-	17.29	1.10	18.39	-	18.39
Through R.O.	21.81		1.42					23.23	2.25	25.48		25.48		25.48
Total H.Q.	-	17.29	-	-	-	-	-	17.29	-	17.29	1.10	18.39	-	18.39
Total R.O.	21.81		1.42					23.23	2.25	25.48		25.48		25.48
Total	21.81	17.29	1.42	-	-	-	-	40.52	2.25	42.77	1.10	43.87	-	43.87
HARYANA														
1. Kurukshetra	-	69.57	2.38	-	8.46	-	-	80.41	0.01	80.42	2.28	82.70	-	82.70
Through R.O.	93.96		7.39		13.34			114.69	0.65	115.34		115.34		115.34
2. Maharishi Dayanand	-	44.51	3.28	-	-	-	-	47.79	-	47.79	0.05	47.84	7.00	54.84
Through R.O.	71.04		2.86		18.92			92.82	0.08	92.90		92.90		92.90
Total H.Q.	-	114.08	5.66	-	8.46	-	-	128.20	0.01	128.21	2.33	130.54	7.00	137.54
Total R.O.	165.00		10.25		32.26			207.51	0.73	208.24		208.24		208.24
Total	165.00	114.08	15.91	-	40.72	-	-	335.71	0.74	336.45	2.33	338.78	7.00	345.78
HIMACHAL PRADESH														
1. Himachal Pradesh	-	7.62	2.50	-	-	-	-	10.12	-	10.12	1.20	11.32	-	11.32
Through R.O.	40.36		0.35					40.71	0.40	41.11		41.11		41.11
Total H.Q.	-	7.62	2.50	-	-	-	-	10.12	-	10.12	1.20	11.32	-	11.32
Total R.O.	40.36		0.35					40.71	0.40	41.11		41.11		41.11
Total	40.36	7.62	2.85	-	-	-	-	50.83	0.40	51.23	1.20	52.43	-	52.43
JAMMU & KASHMIR														
1. Jammu	-	1.74	-	-	-	-	-	1.74	-	1.74	-	1.74	-	1.74
Through R.O.	27.85		0.35		0.06			28.26	0.18	28.44		28.44		28.44
2. Kashmir	-	8.15	-	-	-	-	-	8.15	-	8.15	-	8.15	-	8.15
Through R.O.	28.93		0.28					29.21	0.27	29.48		29.48		29.48
Total H.Q.	-	9.89	-	-	-	-	-	9.89	-	9.89	-	9.89	-	9.89
Total R.O.	56.78		0.63		0.06			57.47	0.45	57.92		57.92		57.92
Total	56.78	9.89	0.63	-	0.06	-	-	67.36	0.45	67.81	-	67.81	-	67.81
KARNATAKA														
1. Bangalore	-	18.54	40.40	-	2.00	-	-	60.94	0.75	61.69	0.56	62.25	-	62.25
Through R.O.	27.05		3.70		2.50			33.25		33.25		33.25		33.25
2. Gulbarga	-	7.05	-	-	3.30	-	-	10.35	-	10.35	0.39	10.74	-	10.74
Through R.O.	16.62		3.03					19.65		19.65		19.65		19.65
3. Karnatak	-	56.39	4.56	-	1.00	-	-	61.95	0.03	61.98	7.30	69.28	-	69.28
Through R.O.	148.19		4.46		17.82			170.47		170.47		170.47		170.47
4. Kuvempu	-	6.11	1.80	-	6.00	-	-	13.91	-	13.91	0.20	14.11	-	14.11
Through R.O.	25.77		0.49					26.26		26.26		26.26		26.26
5. Mangalore	-	25.84	1.03	-	-	-	-	26.87	-	26.87	2.51	29.38	-	29.38
Through R.O.	62.12		3.81		14.50			80.43		80.43		80.43		80.43
6. Mysore	-	10.84	3.08	-	-	-	-	13.92	1.12	15.04	5.35	20.39	-	20.39
Through R.O.	51.15		0.25					51.40		51.40		51.40		51.40
Total H.Q.	-	124.77	50.87	-	12.30	-	-	187.94	1.90	189.84	16.31	206.15	-	206.15
Total R.O.	330.90		15.74		34.82			381.46		381.46		381.46		381.46
Total	330.90	124.77	66.61	-	47.12	-	-	569.40	1.90	571.30	16.31	587.61	-	587.61

	1	2	3	4	5	6	7	8	9	10	11	12	13	14
KERALA														
1. Calicut Through R.O.	-	22.33	2.25	-	5.60	-	-	30.18	-	30.18	0.20	30.38	4.00	34.38
	117.39		6.84		2.50			126.73		126.73		126.73		126.73
2. Kerala Through R.O.	-	29.95	4.52	-	9.25	-	-	43.72	-	43.72	1.20	44.92	-	44.92
	92.72		2.71		13.83			109.26		109.26		109.26		109.26
3. Mahatama Gandhi Through R.O.	-	29.41	2.48	-	-	-	-	31.89	1.65	33.54	2.50	36.04	-	36.04
	128.22		12.42		3.75			144.39		144.39		144.39		144.39
4. Kannur Through R.O.	-	-	-	-	-	-	-	-	-	-	-	-	-	-
	23.58		1.91					25.49		25.49		25.49		25.49
Total H.Q.	-	81.69	9.25	-	14.85	-	-	105.79	1.65	107.44	3.90	111.34	4.00	115.34
Total R.O.	361.91		23.88		20.08			405.87		405.87		405.87		405.87
Total	361.91	81.69	33.13	-	34.93	-	-	511.66	1.65	513.31	3.90	517.21	4.00	521.21
MADHYA PRADESH														
1. Awadesh Pratap Singh Through R.O.	-	9.00	2.40	-	-	-	-	11.40	-	11.40	1.18	12.58	-	12.58
	91.92		6.10		3.75			101.77	1.09	102.86		102.86		102.86
2. Barkatullah Through R.O.	-	16.30	1.70	-	-	-	-	18.00	-	18.00	4.40	22.40	-	22.40
	146.12		23.73		15.25			185.10	2.46	187.56		187.56		187.56
3. Devi Ahilya Through R.O.	-	14.00	0.60	-	-	-	-	14.60	-	14.60	1.10	15.70	-	15.70
	148.96		5.81					154.77	0.62	155.39		155.39		155.39
4. Dr. H.S. Gour Through R.O.	-	2.02	-	-	-	-	-	2.02	0.03	2.05	3.40	5.45	-	5.45
	66.06		6.11		3.85			76.02	1.06	77.08		77.08		77.08
5. Guru Ghaaldas Through R.O.	-	0.45	1.76	-	-	-	-	2.21	0.32	2.53	7.75	10.28	-	10.28
	96.74		5.48					102.22	0.70	102.92		102.92		102.92
6. Indira Kala Sangeet Through R.O.	-	-	-	-	-	-	-	-	-	-	-	-	-	-
	12.44							12.44		12.44		12.44		12.44
7. Jiwaji Through R.O.	-	18.00	4.50	-	-	-	-	22.50	-	22.50	2.40	24.90	-	24.90
	127.58		12.28		7.00			146.86	0.58	147.44		147.44		147.44
8. Rani Durgawati Through R.O.	-	5.86	0.60	-	-	-	-	6.46	-	6.46	9.29	15.75	-	15.75
	129.92		13.20					143.12	2.44	145.56		145.56		145.56
9. Pt. Ravi Shankar Shukla Through R.O.	-	9.00	1.28	-	-	-	-	10.28	1.14	11.42	4.40	15.82	-	15.82
	139.50		8.26		2.50			150.26	0.74	151.00		151.00		151.00
10. Vikram Through R.O.	-	2.75	0.90	-	-	-	-	3.65	-	3.65	4.50	8.15	-	8.15
	84.97		6.23					91.20	1.07	92.27		92.27		92.27
Total H.Q.	-	77.38	13.74	-	-	-	-	91.12	1.49	92.61	38.42	131.03	-	131.03
Total R.O.	1044.21		87.20		32.35			1163.76	10.76	1174.52		1174.52		1174.52
Total	1044.21	77.38	100.94	-	32.35	-	-	1254.88	12.25	1267.13	38.42	1305.55	-	1305.55
MAHARASHTRA														
1. Amravati Through R.O.	-	40.20	-	-	2.50	-	-	42.70	-	42.70	1.30	44.00	20.00	64.00
	111.06		8.10		3.50			122.66	2.74	125.40		125.40		125.40
2. Mumbai Through R.O.	-	37.40	8.32	-	-	-	-	45.72	2.08	47.80	1.63	49.43	-	49.43
	194.78		16.38		7.50			218.66	5.55	224.21		224.21		224.21
3. Dr. BRA Marathwada Through R.O.	-	40.74	2.67	-	-	-	-	43.41	0.89	44.30	1.40	45.70	9.00	54.70
	96.84		16.26		20.00			133.10	1.71	134.81		134.81		134.81
4. Nagpur Through R.O.	-	38.53	10.81	-	23.25	-	-	72.59	0.20	72.79	1.60	74.39	8.00	82.39
	115.96		6.26		8.80			131.02	2.67	133.69		133.69		133.69
5. North Maharashtra Through R.O.	-	15.63	2.75	-	0.75	-	-	19.13	1.86	20.99	1.40	22.39	3.00	25.39
	49.29		15.17		8.00			72.46	4.64	77.10		77.10		77.10
6. Poona Through R.O.	-	55.48	4.99	-	-	-	-	60.47	0.52	60.99	6.23	67.22	5.00	72.22
	194.92		39.61		10.80			245.33	7.59	252.92		252.92		252.92
7. SNDT Women's Through R.O.	-	10.73	-	-	-	-	-	10.73	-	10.73	0.10	10.83	-	10.83
	35.48		5.80		3.60			44.88	0.47	45.35		45.35		45.35

	1	2	3	4	5	6	7	8	9	10	11	12	13	14
8. Shivaji Through R.O.	- 131.27	12.82	2.48 25.66	-	12.25 11.15	-	-	27.55 168.08	- 3.99	27.55 172.07	1.40	28.95 172.07	-	28.95 172.07
9. Swami R.T. Marathwada Through R.O.	- 54.32	48.84	0.91 9.97	-	18.50 8.75	-	-	68.25 73.04	- 2.12	68.25 75.16	0.30	68.55 75.16	-	68.55 75.16
Total H.Q.	-	300.37	32.93	-	57.25	-	-	390.55	5.55	396.10	15.36	411.46	45.00	456.46
Total R.O.	983.92		143.21		82.10			1209.23	31.48	1240.71		1240.71		1240.71
Total	983.92	300.37	176.14	-	139.35	-	-	1599.78	37.03	1636.81	15.36	1652.17	45.00	1697.17
MANIPUR														
1. Manipur Through R.O.	- 71.65	81.08	4.60 4.66	-	4.33 11.50	-	-	90.01 87.81	- 3.58	90.01 91.39	0.70	90.71 91.39	-	90.71 91.39
Total H.Q.	-	81.08	4.60	-	4.33	-	-	90.01	-	90.01	0.70	90.71	-	90.71
Total R.O.	71.65		4.66		11.50			87.81	3.58	91.39		91.39		91.39
Total	71.65	81.08	9.26	-	15.83	-	-	177.82	3.58	181.40	0.70	182.10	-	182.10
ORISSA														
1. Berhampur Through R.O.	- 39.41	12.00	3.13 9.13	-	-	-	-	15.13 48.54	- 1.21	15.13 49.75	2.20	17.33 49.75	-	17.33 49.75
2. Sambalpur Through R.O.	- 56.25	31.98	1.20 10.89	-	12.00 12.32	-	-	45.18 79.46	- 3.13	45.18 82.59	4.17	49.35 82.59	-	49.35 82.59
3. Utkal Through R.O.	133.00 222.68	42.50	20.59 38.29	-	1.19 73.37	-	-	197.28 336.34	0.01 5.87	197.29 342.21	13.09	210.38 342.21	-	210.38 342.21
Total H.O.	133.00	86.48	24.92	-	13.19	-	-	257.59	0.01	257.60	19.46	277.06	-	277.06
Total R.O.	318.34		58.31		87.69			464.34	10.21	474.55		474.55		474.55
Total	451.34	86.48	83.23	-	100.88	-	-	721.93	10.22	732.15	19.46	751.61	-	751.61
PUNJAB														
1. Guru Nanak Dev Through R.O.	- 188.83	36.46	3.00 3.57	-	14.25 14.58	-	-	53.71 206.98	- 0.22	53.71 207.20	1.44	55.15 207.20	-	55.15 207.20
2. Punjab Through R.O.	- 175.92	47.32	3.02 3.08	-	6.25 11.18	-	-	56.59 190.18	-	56.59 190.18	3.70	60.29 190.18	-	60.29 190.18
3. Punjabi Through R.O.	- 79.28	40.29	2.00	-	6.00 25.74	-	-	48.29 105.02	- 0.15	48.29 105.17	1.30	49.59 105.17	4.50	54.09 105.17
Total H.Q.	-	124.07	8.02	-	26.50	-	-	158.59	-	158.59	6.44	165.03	4.50	169.53
Total R.O.	444.03		6.65		51.50			502.18	0.37	502.55		502.55		502.55
Total	444.03	124.07	14.67	-	78.00	-	-	660.77	0.37	661.14	6.44	667.58	4.50	672.08
RAJASTHAN														
1. Jai Narayan Vyas Through R.O.	- 9.47	-	1.34 1.10	-	3.00	-	-	4.34 10.57	-	4.34 10.57	1.10	5.44 10.57	-	5.44 10.57
2. Mohal Lal Sukhadia Through R.O.	- 48.35	-	-	-	6.00 3.75	-	-	6.00 62.19	0.16 0.17	6.16 62.36	-	6.16 62.36	-	6.16 62.36
3. M. D. Saraswati Through R.O.	- 226.70	9.75	1.61	-	3.05	-	-	14.41 284.33	0.52 6.69	14.93 291.02	3.55	18.48 291.02	1.00	19.48 291.02
4. Rajasthan Through R.O.	- 177.02	15.69	16.13 24.08	-	0.25 12.25	-	-	32.07 213.35	0.90 5.10	32.97 218.45	4.60	37.57 218.45	-	37.57 218.45
Total H.Q.	-	25.44	19.08	-	12.30	-	-	56.82	1.58	58.40	9.25	67.65	1.00	68.65
Total R.O.	461.54		81.32		27.58			570.44	11.96	582.40		582.40		582.40
Total	461.54	25.44	100.40	-	39.88	-	-	627.26	13.54	640.80	9.25	650.05	1.00	651.05

	1	2	3	4	5	6	7	8	9	10	11	12	13	14
TAMIL NADU														
1. Aigappa Through R.O.	-	-	-	-	2.10	-	-	2.10	-	2.10	-	2.10	-	2.10
2. Bharthiar Through R.O.	51.05	17.25	2.50	5.10	4.00	-	-	23.75	0.76	24.51	6.70	31.21	-	31.21
3. Bharthidesan Through R.O.	111.34	20.00	8.14	13.71	0.50	-	-	28.64	4.37	33.01	1.20	34.21	-	34.21
4. Madras Through R.O.	107.45	83.36	9.81	21.87	-	-	-	93.17	2.23	95.40	7.70	103.10	-	103.10
5. Madurai Kamraj Through R.O.	67.41	74.70	14.40	13.27	-	-	-	89.10	4.73	93.83	3.30	97.13	0.12	97.25
6. Manonmaniam Sundaranar- Through R.O.	105.55	-	1.54	4.29	-	-	-	1.54	-	1.54	-	1.54	-	1.54
7. Dr. B.R. Ambedkar Law Through R.o.	7.00	-	-	-	-	-	-	7.00	-	7.00	-	7.00	-	7.00
8. Periyar Through R.O.	8.52	-	0.27	-	5.00	-	-	13.79	0.65	14.44	-	14.44	-	14.44
Tamilnadu Dr. M.G.R. Medical	-	-	0.20	-	-	-	-	0.20	-	0.20	-	0.20	-	0.20
Total H.Q.	-	195.31	36.59	-	4.50	-	-	236.40	12.09	248.49	18.90	267.39	0.12	267.51
Total R.O.	458.32	-	58.51	-	79.60	-	-	596.43	21.63	618.06	-	618.06	-	618.06
Total	458.32	195.31	95.10	-	84.10	-	-	832.83	33.72	866.55	18.90	885.45	0.12	885.57
TRIPURA														
1. Tripura Through R.O.	8.76	-	0.85	-	-	-	-	9.61	0.09	9.70	-	9.70	-	9.70
Total H.Q.	-	-	-	-	-	-	-	-	-	-	-	-	-	-
Total R.o.	8.76	-	0.85	-	-	-	-	9.61	0.09	9.70	-	9.70	-	9.70
Total	8.76	-	0.85	-	-	-	-	9.61	0.09	9.70	-	9.70	-	9.70
UTTAR PRADESH														
1. Dr. B R Ambedkar, Agra Through R.O.	78.78	6.55	2.25	0.81	1.68	-	-	10.48	-	10.48	0.10	10.58	-	10.58
2. Allahabad Through R.O.	16.24	5.49	2.58	1.16	-	-	-	8.07	-	8.07	1.10	9.17	-	9.17
3. Bundelkhand Through R.O.	23.70	10.25	0.45	0.21	-	-	-	10.70	-	10.70	3.30	14.00	8.00	22.00
4. Ch. Charan Singh Hrough R.o.	106.30	28.32	6.00	2.61	1.00	-	-	35.32	-	35.32	2.54	37.86	-	37.86
5. Dr. R M Lohia, Avadh Through R.O.	32.66	19.93	3.07	1.41	5.30	-	-	28.30	2.14	30.44	1.20	31.64	-	31.64
6. Gorakhpur Through R.O.	35.80	8.97	6.94	0.42	3.37	-	-	19.28	0.32	19.60	2.44	22.04	5.00	27.04
7. H N Bahuguna Through R.O.	18.46	20.00	1.40	0.55	1.09	-	-	22.49	1.47	23.96	-	23.96	7.00	30.96
8. Kanpur Through R.O.	92.20	20.71	7.39	10.73	0.50	-	-	28.60	1.15	29.75	4.10	33.85	-	33.85
9. Kashi Vidyapith	-	-	-	-	7.50	-	-	7.50	-	7.50	-	7.50	-	7.50
10. Kumaon Through R.O.	12.13	6.00	0.03	1.14	-	-	-	6.03	-	6.03	-	6.03	-	6.03
11. Lucknow Through R.O.	41.15	11.02	3.08	-	-	-	-	14.10	-	14.10	0.10	14.20	-	14.20

	1	2	3	4	5	6	7	8	9	10	11	12	13	14
12. Purvanchal Through R.O.	-	2.00	-	-	-	-	-	2.00	-	2.00	-	2.00	-	2.00
	87.89		2.67		6.00			96.56	2.33	98.89		98.89		98.89
13. Rohilkhand Through R.O.	-	18.95	2.32	-	4.30	-	-	25.57	2.39	27.96	1.10	29.06	0.50	29.56
	65.02		1.21		4.00			70.23	1.38	71.61		71.61		71.61
14. Sampurnanand Sanskrit Through R.o.	-	-	-	-	-	-	-	-	-	-	3.30	3.30	-	3.30
	5.12							5.12		5.12		5.12		5.12
Total H.Q.	-	158.19	35.51	-	24.74	-	-	218.44	7.47	225.91	19.28	245.19	20.50	265.69
Total R.O.	615.45		22.92		29.16			667.53	14.45	681.98		681.98		681.98
Total	615.45	158.19	58.43	-	53.90	-	-	885.97	21.92	907.89	19.28	927.17	20.50	947.67
WEST BENGAL														
1. Burdwan Through R.O.	-	26.41	0.15	-	-	-	-	26.56	1.23	27.79	2.81	30.60	-	30.60
	158.94		5.34		14.97			179.25	2.55	181.80		181.80		181.80
2. Calcutta Through R.O.	-	37.18	10.77	50.37	21.30	-	-	119.62	6.98	126.60	7.39	133.99	-	133.99
	399.54		29.24		3.46			432.24	9.32	441.56		441.56		441.56
3. Jadavpur Through R.O.	-	7.25	-	-	-	-	-	7.25	-	7.25	1.10	8.35	-	8.35
	7.64							7.64		7.64		7.64		7.64
4. Kalyani Through R.O.	-	-	-	-	-	-	-	-	-	-	-	-	-	-
	7.32		0.87					8.19	0.25	8.44		8.44		8.44
5. North Bengal Through R.o.	-	5.38	1.20	-	0.17	-	-	6.75	-	6.75	0.20	6.95	-	6.95
	54.67		5.26		3.75			63.68	1.47	65.15		65.15		65.15
6. Vidya Sagar Through R.O.	-	34.60	-	-	3.25	-	-	37.85	0.89	38.74	1.20	39.94	-	39.94
	52.38		4.20		14.25			70.83	1.28	72.11		72.11		72.11
Total H.Q.	-	110.82	12.12	50.37	24.72	-	-	198.03	9.10	207.13	12.70	219.83	-	219.83
Total R.O.	680.49		44.91		36.43			761.83	14.87	776.70		776.70		776.70
Total	680.49	110.82	57.03	50.37	61.15	-	-	959.86	23.97	983.83	12.70	996.53	-	996.53
Total H.O.	673.27	1867.27	346.66	50.37	289.92	-	-	3227.49	60.54	3288.03	218.49	3506.52	99.62	3606.14
Total R.O.	7662.11	-	658.59	-	665.57	-	-	8986.27	173.58	9159.85	-	9159.85	-	9159.85
Grand Total	8335.38	1867.27	1005.25	50.37	955.49	-	-	12213.76	234.12	12447.88	218.49	12666.37	99.62	12765.99

Summary (Plan) 1999-2000

Rupees in Lakhs

Univ/Col.	Sec.1 Devt. of Univ. & Colleges	Sec.2 Promo- tion of Relev- ance	Sec.3 Promotion of Exce- llence & quality	Sec.4 Intr-Univ Resour- ces for Promo- tion of quality	Sec.5 Enhanc- ing Access & Equity	Sec.6 Improve- ment in Mgt. of Edn.	Sec.7 Strenght- ening of UGC Admn.	Total	Sec.8 Programme to streng- then Scientific Research	Total	Sec.9 E & T	Total	Sect.3	Grand Total
	1	2	3	4	5	6	7	8	9	10	11	12	13	14
Central Universities	9462.61	298.38	313.84	25.92	65.83	15.25	-	10181.83	422.13	10603.96	304.24	10908.20	1.00	10909.20
Through R.O.	-	-	0.44	-	-	-	-	0.44	-	0.44	-	0.44	-	0.44
Deemed to be Universities	918.56	125.55	69.72	192.81	91.85	100.02	-	1498.51	276.42	1774.93	421.52	2196.45	-	2196.45
Through R.O.	-	-	0.22	-	-	-	-	0.22	-	0.22	-	0.22	-	0.22
State Universities	6884.28	1743.21	2160.33	736.54	538.74	351.62	-	12415.72	1884.61	14300.33	1950.03	16250.36	72.60	16322.96
Through R.O.	2.23	-	49.86	-	-	-	-	51.89	-	51.89	-	51.89	-	51.89
Inter Universities	-	0.07	-	1842.01	-	-	-	1842.08	40.00	1882.08	-	1882.08	-	1882.08
Non-Univ. Institutions	-	-	78.21	-	-	-	-	78.21	-	78.21	-	78.21	-	78.21
Total Univ.	17265.45	2167.21	2622.10	2797.28	697.42	466.89	-	26016.35	2623.16	28639.51	2675.79	31315.30	73.60	31388.90
Total R.O.	2.23	-	50.32	-	-	-	-	52.55	-	52.55	-	52.55	-	52.55
Total Univs.	17267.68	2167.21	2672.42	2797.28	697.42	466.89	-	26068.90	2623.16	28692.06	2675.79	31367.85	73.60	31441.45
COLLEGES														
Central Universities	540.27	13.35	43.79	-	39.77	-	-	637.18	8.52	645.70	4.86	650.56	-	650.56
Through R.O.	113.43	-	6.39	-	10.19	-	-	130.01	6.53	136.54	-	136.54	-	136.54
State Univ. Centres	133.00	1853.92	302.87	50.37	250.15	-	-	2590.31	52.02	2642.33	213.63	2855.96	99.62	2955.58
Through R.O.	7548.68	-	652.20	-	655.38	-	-	8856.26	167.05	9023.31	-	9023.31	-	9023.31
Endowment Awards	-	-	-	-	-	-	-	-	-	-	-	-	1.40	1.40
Total Colleges HQ	673.27	1867.27	346.66	50.37	289.92	-	-	3227.49	60.54	3288.03	218.49	3506.52	101.02	3607.54
Total Colleges RO	7662.11	-	658.59	-	665.57	-	-	8986.27	173.58	9159.85	-	9159.85	-	9159.85
Total HQ & RO	8335.38	1867.27	1005.25	50.37	955.49	-	-	12213.76	234.12	12447.88	218.49	12666.37	101.02	12767.39
Grand Total Univ. & Colleges	25603.06	4034.48	3677.67	2847.65	1652.91	466.89	-	38282.66	2857.28	41139.94	2894.28	44034.22	174.62	44208.84
Estt.	-	-	146.24	-	4.11	-	211.72	362.07	-	362.07	-	362.07	-	362.07
Grand Total	25603.06	4034.48	3823.91	2847.65	1657.02	466.89	211.72	38644.73	2857.28	41502.01	2894.28	44396.29	174.62	44570.91

Appendix-IV**List of Academic Staff Colleges : 1999-2000**

- | | |
|-----------------------------------|---|
| 1. Aligarh Muslim University | 26. Karnataka University |
| 2. Allahabad University | 27. University of Kerala |
| 3. Andhra University | 28. Kurukshetra University |
| 4. Banaras Hindu University | 29. Lucknow University |
| 5. Bharathiar University | 30. Madras University |
| 6. Bharathidasan University | 31. Madurai Kamaraj University |
| 7. B.R. Ambedkar Bihar University | 32. Dr. Baba Saheb Ambedkar Marathwada University |
| 8. University of Bombay | 33. Mysore University |
| 9. Burdwan University | 34. Nagpur University |
| 10. University of Calcutta | 35. Osmania University |
| 11. Calicut University | 36. Punjab University |
| 12. University of Delhi | 37. Patna University |
| 13. Devi Ahilya University | 38. University of Poona |
| 14. Dr. H.S. Gour University | 39. Pondicherry University |
| 15. Gauhati University | 40. Rajasthan University |
| 16. Goa University | 41. Ranchi University |
| 17. Gorakhpur University | 42. Rani Durgawati Vishwavidyalaya |
| 18. Gujarat University | 43. Saurashtra University |
| 19. Guru Nanak Dev University | 44. Sri Venkateshwara University |
| 20. Himachal Pradesh University | 45. Utkal University |
| 21. Hyderabad University | 46. Laxmibai National Institute of Physical Education |
| 22. Jamia Millia Islamia | 47. Maharshi Dayanand Saraswati University |
| 23. Jawaharlal Nehru University | 48. Sambalpur University |
| 24. Jai Narain Vyas University | 49. Jadavpur University |
| 25. Kashmir University | 50. Bangalore University |

LIBRARY & DOCUMENTATION CENTRE
 National Institute of Educational
 Planning and Administration.
 17-B, Sri Aurebindo Marg,
 New Delhi-110016
 DOC. No. D-11172
 Date 30.08.2001