



छत्तीसगढ़ शासन

Economic Survey

Year : 2012-2013



Directorate of Economics and Statistics
Chhattisgarh, Raipur

Government of Chhattisgarh

Economic Survey

Year 2012-2013

Directorate of Economics and
Statistics

Chhattisgarh, Raipur

Foreword

In the present publication named "Economic Survey of Chhattisgarh, Year 2012-13", an effort has been made to critically evaluate different aspects of economic development in the state, socio-economic condition, fundamental constituents affecting the socio-economic condition and development with respect to the present policies of the state govt. This is thirteenth edition of the annual publication being published by the Directorate of Economics and Statistics.

This publication has two parts. In the first part, there is a critical study of different aspects of socio-economic conditions of the state with respect to the policies of the govt. and welfare schemes and developmental activities of the state govt. In the second part, related statistical tables have been provided. Concerned departmental heads, corporations and major establishments of the public sector have provided upto date information for this publication within the time and for the same, we are grateful to them. All officers and employees of the Directorate, who have apparently or non-apparently contributed in finalization of this publication, are praiseworthy.

We are hopeful that the English version of the present publication would be a success in its objective of evaluating the present socio-economic condition and development activities/ achievements of the state. Suggestions are cordially welcomed to make this publication more useful and meaningful.

Raipur,

Date: February, 2013

(AMITABHA PANDA)
(Indian Statistical Service)
Commissioner cum Director
Directorate of Economics and Statistics
Chhattisgarh, Raipur

Part-One

Economic Appraisal

-: : Contents : :-

Part-One (Economic Appraisal)

Sl. No.	Chapter Description	Page No.
1	State of the Economy-A Review	01-04
2	State Income	05-09
3	Agriculture	10-23
4	Price Situation	24-28
5	Livestock Development	29-32
6	Fisheries Development	33-35
7	Forestry	36-43
8	Water Resources	44-50
9	Power (Energy)	51-62
10	Industry	63-80
11	Minerals	81-83
12	Transport Facilities	84-86
13	Labour and Employment	87-96
14	Social Services	97-128
15	Co-operative	129
16	Savings and Appropriation	130-134
17	Culture, Archaeology and Tourism	135-141
18	Urban Bodies	142-148
19	Five Year Plan	149-157

Chapter -1

State of the Economy-A Review

The Gross Domestic Product of the State in the year 2010-11 based on current prices was Rs. 11797830 lakhs on which growth of 18.25 percent is estimated to yield Rs. 13951495 lakhs in the year 2011-12. The growth is estimated at 16.09 percent in Agriculture & Allied Services, Minerals (Primary) sector, at 18.02 percent in secondary sector and at 20.20 percent in tertiary sector in the year 2011-12 compared to 2010-11.

In the same way, the Gross Domestic Product of the State based on constant prices (Year 2004-05) was Rs. 7829688lakhs in the year 2010-11 and the same is estimated at Rs. 8467358 lakhs in the year 2011-12 with the growth of 8.14 percent. Sector wise growth percentages are 3.87 in primary sector, 9.09 in secondary sector and 10.72 percent in tertiary sector.

Box No.-1.1

Prospects of Development

- Gross Domestic Product in the agriculture sector based on current prices is likely to be Rs. 3196563 lakhs in the year 2011-12 compared to Rs. 2882578 lakhs in the last year 2010-11.
- It has been estimated that the Gross Domestic Product in the Industry sector based on current prices is likely to increase to Rs. 6425180 lakhs in the year 2011-12 compared to Rs. 5656810 lakhs in the last year 2010-11.
- It is estimated that the Gross Domestic Product of the State based on current prices is likely to increase to Rs. 16018771 lakhs in the year 2012-13 at the growth of 14.82 percent compared to the year 2011-12 and the GDP at fixed prices (Year 2004-05) is likely to increase to Rs. 9193330 lakhs at the growth percent of 8.5 compared to Rs. 8467358 lakhs in the year 2011-12. It is expected that Per Capita Net State Domestic Product at current prices would increase from Rs. 46743 in the year 2010-11 to Rs. 52689 in the year 2011-12.

2. In the year 2011-12, cereal production was 6886.07 thousand metric ton in kharif and 1861.79 thousand metric ton in rabi which reflects decline of (-) 2 percent in kharif and increase of 8 percent in rabi.

3. VAT: During the year 2011-12, against the VAT collection target of 5274.14 crore, VAT collected upto March, 2012 was Rs. 5269.97 crore, which was 99.92 % of the target. In the year 2012-13, VAT collection target of Rs. 6313.00 crore has been fixed, against which Rs. 2454.64 crore has been collected upto the end of September, 2012.

CENTRAL SALES TAX: During the year 2011-12, Rs. 798.45 crore was collected against the budget target of Rs. 765.31 crore in Central Sales tax, thus, 104.04 % of the budget target has been achieved, the reason for more revenue receipt being increase in Inter State sales. In the year 2012-13, against the target of Rs. 897.00 crore for Central Sales tax, revenue receipts of Rs. 365.69 crore have come upto the end of September, 2012.

ENTRY TAX: During the year 2011-12, Rs. 825.67 crore of revenue was collected against the Entry tax target of Rs. 700.00 crore, which is 117.95% of the target. Revenue receipts of Rs. 412.73 crore have been received under Entry tax upto September, 2012 against the target of Rs. 950.00 crore for the year 2012-13.

PROFESSIONAL TAX :During the year 2011-12, Rs. 7.80 crore of revenue was collected against budget target of Rs. 3.12 crore under Professional tax, thus 250.00 of the target is achieved. In the year 2012-13, Rs. 0.70 crore of revenue receipts have come upto September, 2012 against the Professional tax target of Rs. 1.12 for the entire year.

HOTEL TAX: During the year 2011-12, against the budget target of Rs. 2.30 crore under Hotel tax, Rs. 3.27 crore of revenue was collected, which is 142.17% of the assessed target. In the year 2012-13, Rs. 0.96 crore has been received upto September, 2012 against the Hotel tax budget target of Rs. 2.65 crore.

4. Under Mahatma Gandhi National Employment Guarantee Scheme, 1200.17 lakh man-days were created by spending Rs. 2046.10 crore against the gross provision of Rs. 2492.95 during the year 2011-12. 26.57 lakh families were provided employment on the basis of demand. In the year

2012-13, 590.01 lakh man-days were created upto September, 2012 by spending an amount of Rs. 995.06 crore against the gross provision of Rs. 1419.71 crore in the scheme. 17.52 lakh families were provided employment on the basis of demand.

5. Bhilai Steel Plant, located in Durg district, produced 5.13 million ton Hot Metal, 4.90 million ton Crude Steel, 4.29 million ton Saleable Steel during the year 2011-12, which is 9.1, 24.9 and 36.2 percent more than the last year's production, respectively. Plant earned Rs. 2714.75 crore of net profit in the year 2011-12. In the year 2011-12, Bharat Aluminium Co. Ltd., Korba produced 8671m.ton Ingot, 167826 m.ton Properzi Rods and 69157 m.ton Rolled sheet. In 2012-13, it produces 2785 m.ton Ingot, 90343 m.ton Properzi Rods and 29736 m.ton Rolled sheet up to the end of September 2012..

6. During the year 2011-12, total 12982.778 million unit (12636.65 million unit Thermal, 343.780 million unit Hydro and 2.3497 million unit other Co-generation) of electricity was produced and Annual PUF of Thermal Power Plants was 80.82 %. This production is 1074.92 million units less than the last year's total electricity production and thus, there was a decrease of 7.65 % in electricity production. Last year total electricity production was 14057.698 million unit. At the time of Board's formation, total installed capacity of electricity production was 1360 Megawatt which has increased to 1924.70 Megawatt in the last 12 years ie. by the end of December, 2012. This comprises of installed capacity of 1780 Megawatt of Thermal Power, 138.70 Megawatt of Hydro Power and 6 Megawatt of Others (Co-Generation).

7. At the end of the year 2011-12, 19196 villages are electrified. During the year 2011-12, total 7 villages were electrified by the Board in conventional method, 14 villages were electrified by electricity distribution company and the 14 villages by CREDA in non-conventional method. Thus, electricity was supplied to 35 villages during the year. As per 2001 Census in the State, level of electrification has now reached to 97.22 %. During the financial year 2011-12, line extension work for 313047 pumps was completed and 288104 pumps were electrified.

8. According to Sample Registration Scheme, Birth rate was estimated at 24.9, Death rate at 7.9 and Infant Mortality rate at 48 per thousand in the year 2011. Based on this result, level of birth, death and infant mortality registration, as per The Registration of Birth and Death Act 1969 in the State in 2011, are assessed to be 68.88 %, 74.56% and 16.92% respectively. At the local level, Panchayat machinery is executing the work of birth and death registration in the rural area since 1 January, 2008 in place of Police Stations. In the urban area, this work is being continued by the Civic Bodies as before.

9. In the year 2011-12, 193 Primary School, 140 Middle Schools, 1136 High Schools, 101 Higher Middle Schools and thus, total 1570 Schools were opened.

In higher education, there are 181 Govt., 222 Private Unaided and 16 Aided Colleges as at present. Around 109748 students are studying in Govt. Colleges out of which 15813 are students of SC category, 24030 of ST category and 49810 of OBC category.

10. In 2012-13, 50 Engineering Colleges are running in the State whose admission capacity is 19590. There are 23 Polytechnic Institutions whose admission capacity is 3820. Along with this, 24 MBA, 01 Architecture and 10 MCA Courses are being conducted.

11. As on 1.4.2012, out of 72329 settlements, quality of drinking water are found to be affected in 8839 settlements, out of which 8339, 163 and 313 are affected due to iron, salinity and fluoride contamination respectively. In 2012-13, target of 4810 settlement have been fixed for alternative arrangement for pure drinking water. Work is under progress. The Plan based on solar pump is being implemented in those villages/ settlements where electricity is not available. Till now, 265 solar pump based schemes have been executed and pure drinking is being supplied.

Chapter -2

State Income

Estimates of Gross State Domestic Product

The provisional estimates of Gross Domestic Product of Chhattisgarh State based on current prices are supposed to be Rs. 11797830 lakhs in the year 2010-2011 on which increase of 18.25 percent is estimated to yield quick estimates of Rs. 1,39,51,495 lakhs in the year 2011-12. The sectorwise position is as given below:-

Gross State Domestic Product on Current Prices

(in Lakh Rs.)

Sl. No.	Sector	2008-09	2009-10	2010-11 (P)	2011-12 (Q)	% increase in 2011-12 from the last year
1	Primary Sector	2935858	2933936	3656970	4245541	16.09
2	Secondary Sector	3563811	3353256	3638147	4293847	18.02
3	Tertiary Sector	3197549	3649234	4502713	5412107	20.20
GSDP		9697218	9936426	11797830	13951495	18.25
Per Capita GSDP (Rs.)		40237	40557	47191	54712	15.94

The Gross Domestic Product of the State based on constant (Year 2004-05) prices is estimated to be Rs. 78,29,688 lakhs in the year 2010-2011 which is estimated at Rs. 84,67,358 lakhs in the year 2011-12 with the growth percent of 8.14%

Gross State Domestic Product on Constant Prices(2004-05)

(in Lakh Rs.)

Sl. No.	Sector	2008-09	2009-10	2010-11 (P)	2011-12 (Q)	% increase in 2011-12 from the last year
1	Primary Sector	1918721	2036746	2353804	2444961	3.87
2	Secondary Sector	2581614	2471163	2488095	2714336	9.09
3	Tertiary Sector	2397876	2626353	2987789	3308061	10.72
GSDP		6898211	7134262	7829688	8467358	8.14
Per Capita GSDP (Rs.)		28623	29119	31319	33205	6.02

During the year 2011-12, percentage distribution of Gross State Domestic Product of Chhattisgarh State based on current prices was 30.43, 30.78 and 38.79 in primary, secondary and services sector, respectively, whereas during the same period, percentage distribution of Gross State Domestic Product based on constant prices (Year 2004-2005) was reported to be 28.88, 32.05 and 39.07 in above sectors, respectively.

Sectorwise Percentage Distribution of GSDP

Sector	2010-11 (P)		2011-12 (Q)	
	On Current Prices	On Constant (Year 2004-05) Prices	On Current Prices	On Constant (Year 2004-05) Prices
Primary Sector	31.00	30.06	30.43	28.88
Secondary Sector	30.84	31.78	30.78	32.05
Tertiary Sector	38.16	38.16	38.79	39.07
GSDP	100.00	100.00	100.00	100.00

Estimates of Net State Domestic Product

The provisional estimates of Net Domestic Product of Chhattisgarh State based on current prices are supposed to be Rs. 1,00,41,568 lakhs in the year 2010-2011 on which increase of 18.70 percent is supposed to yield quick estimates of Rs. 1,19,19,581 lakhs in the year 2011-12. Per Capita Income (Net State Domestic Product) based on current prices is estimated to be Rs. 40166 in the year 2010-11 and Rs. 46743 in the year 2011-12. The sectorwise position is as given below:-

Estimates of Net State Domestic Product on Current Prices

(in Lakh Rs.)

Sl. No.	Sector	2008-09	2009-10	2010-11 (P)	2011-12 (Q)	% increase in 2011-12 from the last year
1	Primary Sector	2565638	2564277	3266428	3772656	15.50
2	Secondary Sector	2739679	2467164	2571779	3076541	19.63
3	Tertiary Sector	2975555	3388145	4203361	5070384	20.63
NSDP		8280872	8419586	10041568	11919581	18.70
Per Capita Income (NSDP in Rs.)		34360	34366	40166	46743	16.37

The Net Domestic Product of the State based on constant (Year 2004-05) prices is estimated to be Rs. 64,46,967 lakhs in the year 2010-2011 which is estimated to Rs. 68,79,640 lakhs in the year 2011-12 with the growth percent of 6.71. The sectorwise position is as given below:-

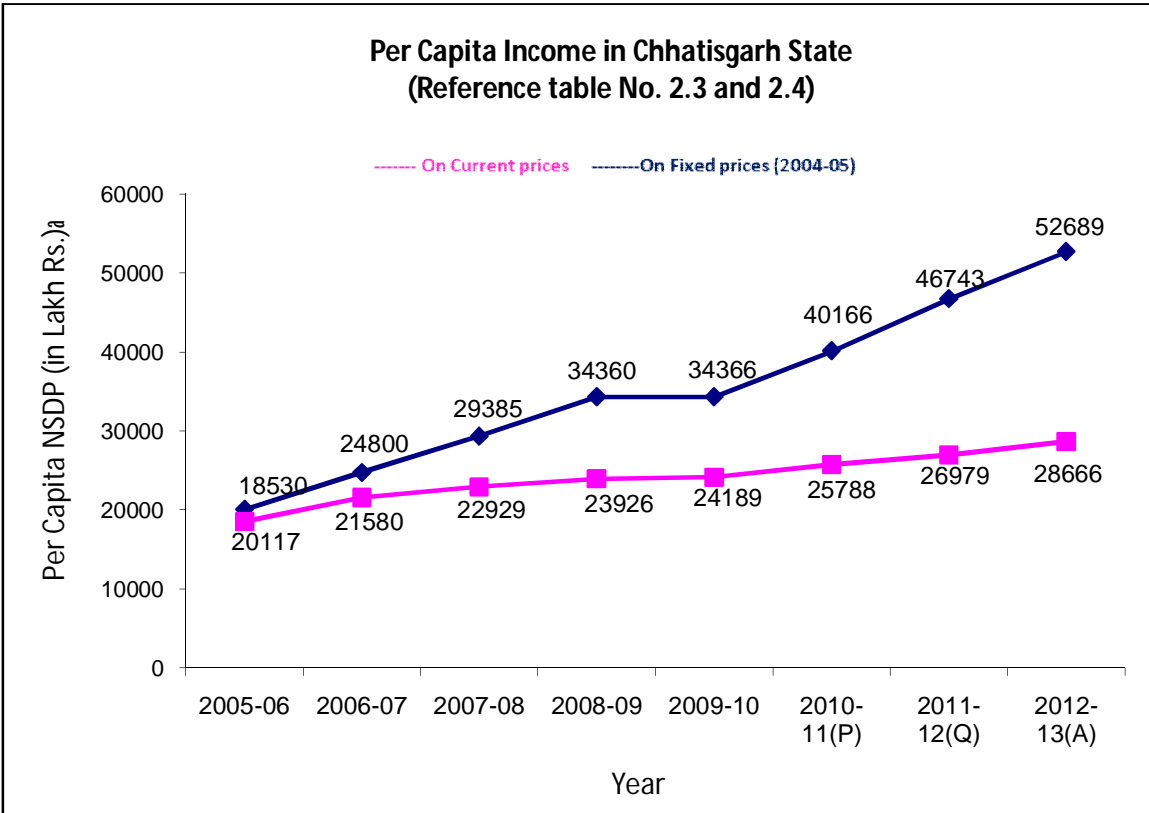
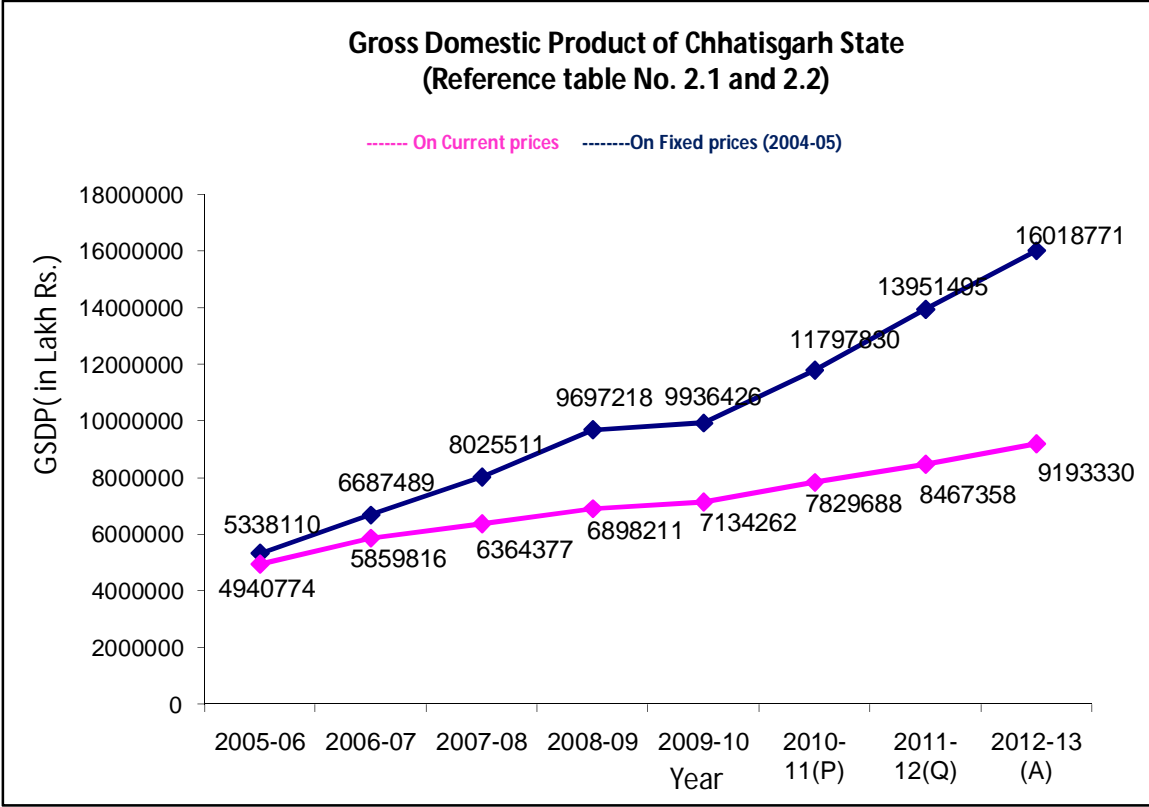
Estimates of Net State Domestic Product on Constant (Year 2004-05) Prices
(in Lakh Rs.)

Sl. No.	Sector	2008-09	2009-10	2010-11 (P)	2011-12 (Q)	% increase in 2011-12 from the last year
1	Primary Sector	1635977	1754095	2026930	2065126	1.88
2	Secondary Sector	1909990	1746667	1651678	1747275	5.79
3	Tertiary Sector	2220207	2425566	2768359	3067239	10.80
NSDP		5766174	5926328	6446967	6879640	6.71
Per Capita NSDP (Rs.)		23926	24189	25788	26979	4.62

During the year 2011-12, percentage distribution of Net State Domestic Product of Chhattisgarh State based on constant prices was 30.02, 25.40 and 44.58 in primary, secondary and services sector, respectively, whereas during the same year, the percentage based on current prices was 31.65, 25.81 and 42.54, respectively.

Sectorwise Percentage Distribution of NSDP

Sector	2010-11 (P)		2011-12 (Q)	
	On Current Prices	On Constant (Year 2004-05) Prices	On Current Prices	On Constant (Year 2004-05) Prices
Primary Sector	32.53	31.44	31.65	30.02
Secondary Sector	25.61	25.62	25.81	25.40
Tertiary Sector	41.86	42.94	42.54	44.58
NSDP	100.00	100.00	100.00	100.00



Chapter -3 Agriculture

Nearly, 80 % population of the state is dependent on agriculture & agro-based industry and occupations. In the state out of 32.5 Lakh farmers households, 76% comes under small & marginal class. At present, 29% of Land is having irrigation facility considering all source of irrigation, out of all irrigation facility available, highest 66% of land are irrigated from reservoirs and canals, 55% arable land is having less water retention power for which second crop is not possible from this land without irrigation facility.

After the formation of the state, highest priority is being given to Agriculture development. The sustained effort of the state govt. towards agriculture oriented plan/schemes resulted in the higher pace of growth in the agriculture. The state govt. has been making effective and continuous stride for the economic development of the ferment.

Crop production (Kharif)

(Unit – thousand m.ton)

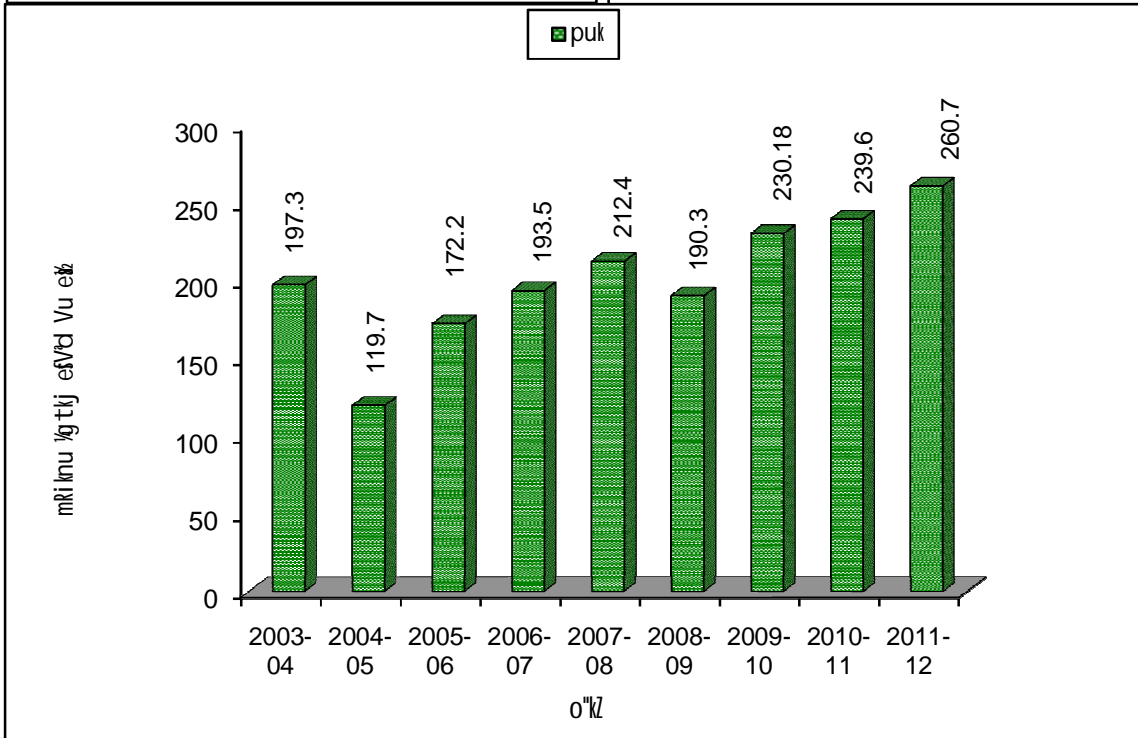
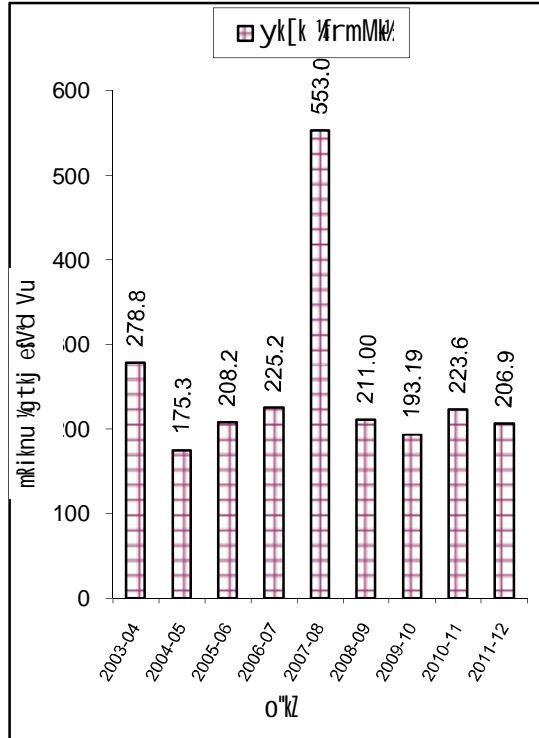
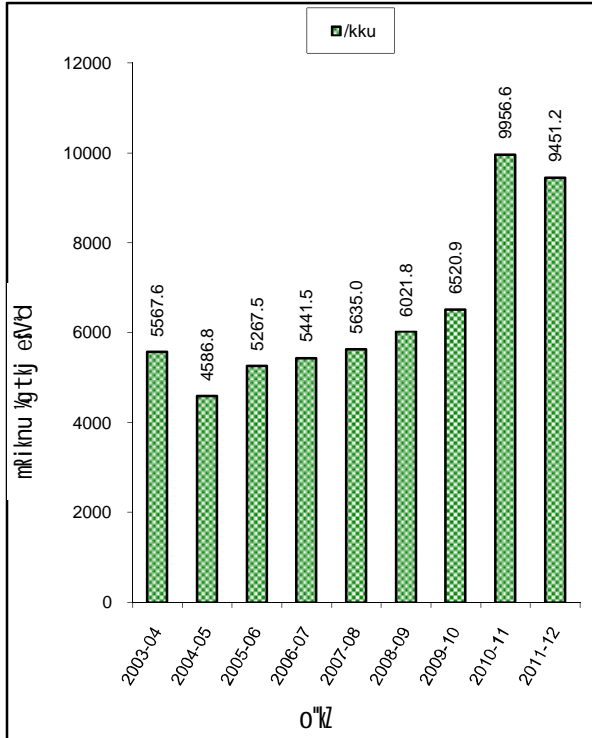
Sno.	Crop	2010-11	2011-12	Growth/Decline %	2012-13 Target
(1)	(2)	(3)	(4)	(5)	(6)
1	Paddy	6159.21	6095.45	-1	6479.99
2	Maize	324.65	322.07	-1	342.16
3	Tur	85.74	85.64	0	99.00
4	Moong	9.67	8.56	-11	9.88
5	Urad	73.51	77.27	5	81.94
6	Groundnut	79.09	68.29	-14	81.00
7	Soyabean	174.35	137.35	-21	190.00
8	RamTil	28.09	25.18	-10	25.76
	Grant Total	6934.31	6819.81	-2	7309.73

Crop production (Rabi)

(Unit – thousand m.ton)

Sno.	Crop	2010-11	2011-12	Growth/Decline %	2012-13 Target
(1)	(2)	(3)	(4)	(5)	(6)
1	Wheat	215.91	233.50	8	252.98
2	Maize	34.29	50.18	46	57.75
3	Paddy	640.52	668.23	4	691.13
4	Gram	341.26	369.40	8	410.40
5	Peas	25.30	26.45	5	29.12
6	Tiwra	231.19	238.40	3	257.18
7	RaiSarso	81.96	84.90	4	90.68
8	Alsi	33.35	33.74	1	35.25
	Grant Total	1603.78	1704.8	6	1824.49

ի Է՛ք ՕԼ Կ՛ռմ Ի՛նք
 Կ՛տ յ Է՛ՄՎՃ Մ՛ս
 Կ՛ռմ Ի՛նք 3-2½



Foundation/Certified seed production and Distribution :-High quality seed plays an important role in the production of crop products. State govt., in order to increase the production and use of foundation and certified seed has been executing state funded "Aakti Enhancement Scheme", unified crop development programme for wheat and paddy under center funded macro management work plan, oil seeds and maize development scheme under ISOPOM scheme as well as national food security mission as result of this programs made in seed component is as under:-

S/no.	Particulars	Unit	2010-11	2011-12	Growth %	Achievement in Kharif& plan for Rabi (2012-13)
(1)	(2)	(3)	(4)	(5)	(6)	(7)
1	Seed production programme					
	Kharif	Ha.	35471	37084	5	42290
	Rabi	Ha.	13558	14463	7	13179
	Total (Kharif+Rabi)		49029	51547	5	55469
2	Certified seed production					
	Kharif	fDo-	438850	660000	50	700000
	Rabi	fDo-	92950	110000	18	125000
	Total (Kharif+Rabi)		531800	770000	45	825000
3	Certified seed distribution					
	Kharif	Q.	488988	590290	21	631696
	Rabi	Q.	95176	102819	8	130000
	Total (Kharif+Rabi)		584164	693109	19	761696

Expansion of irrigation land :-

For the development of agriculture, irrigation plays a crucial role. State govt. is executing Shakambari scheme since 2005-06 for facilitating the construction of irrigation wells and installation of pumps for the benefit of small and marginal farmers. In addition to this, the subsidy has been increased for minor irrigation tubewells. Yearwise progress is as follows :-

Name of Scheme	Unit	2010-11	2011-12	2012&13	
				Target	Achievment (Oct. 2012)
Shakambhari					
Wells	No.	428	376	640	119
Pumps	No.	12244	20142	21000	11443
Small irrigation tubewells	No.	4178	4555	7000	650
KisanSamraddhitubewells	No.	1796	1912		
Total tubewells	No.	5974	6467	7000	650
Minimal irrigation ponds	No.	216	135	212	104
Micro irrigation scheme Non horticulture½	Ha.	12918	13003	8750	458

Distribution of fertilizers & Bio fertilizers :-

Fertilizers & manure are used in the agriculture to enhance the crop production and fertility of the land. The distribution of chemical & bio fertilizers in last two years is as follows :-

Year	Fertilizer distribution (in element form) (Metric ton)				Fertilizer consumption in per Ha.(K.G.)			
	Nitrogen	Sulpher	Potash	Total	Nitrogen	Sulpher	Potash	Total
2010-11								
Kharil	247273	132841	57267	437381	52	28	12	92
Rabi	74719	38345	11720	124784	43	22	7	72
Total	321992	171186	68987	562165				
2011-12								
Kharil	242747	114002	31810	388559	51	24	7	82
Rabi	113651	63334	30029	207014	67	37	18	122
Total	356398	177336	61839	595573				
2012-13								
Kharif Achiev.	287034	163525	71663	522221	60	34	15	109
Rabi Target	129090	73350	31270	233710	70	40	17	126
Total	416124	236875	102933	755931				

Year	Distribution of culture (Kharif)				Distribution of culture (Rabi)			
	Rizobium	PSB	Azotobactor	Total	Rizobium	PSB	Azotobactor	Total
2010-11	225560	723430	97600	1046590	195850	391855	62605	650310
2011-12	904545	136510	414290	1455345	243314	490350	68565	802228
2012-13 Kharif achievement & Rabi target	372600	915320	162550	1450470	272900	641050	98050	1012000

National Agriculture Development Programme

(Progress since year 2008-09)

- Rs. 6985 Crore has been sanctioned for the establishment of 113 Saheed Veer Narayan Singh Block Development level multipurpose farmers help centre, 22 have been completed and work in balance centres is under progress.
- Rs. 36.87 Crore has been sanctioned for the establishment of 469 farmer information and advisory centres. 75 centres have been completed and balance are in progress.
- Rs. 31 crores has been sanctioned for the construction of 15500 shallow tubewells, 10913 have been completed .
- Rs. 372 crores additional subsidy for establishing tissue culture laboratory.
- Under Green revolution (Second Phase) programme, 92 check dams at the cost of 814.13 Lakh and 32 ponds at the cost of Rs. 641.64 Lakh are under construction.

Agricultural Engineering

- **Physical/Financial Progress of Various Schemes Under Agricultural Engineering upto the end of September during the year 2012-13**

S.N	Activities	Unit	Year 2012-13			
			Physical		Financial (in lakh Rs.)	
			Target	Achievement Upto Sep, 2012	Allotment	Expenditure Upto Sep, 2012
(1)	(2)	(3)	(4)	(5)	(6)	(7)
1	Shakambhari Scheme					
	(a) Dugwells	No.	800	119	3200.00	1592.78
	(b) Diesel/Electric Pump Sets	No.	15000	11443		
2	Machine tractor station scheme					
	Dozing work	Hrs.	16400	5149	85.00	6.96
	Cultivation work	Hrs.	17500	5574		
	Yield test *	No.	-	18		
3	Macromanagement work plan					
	Tractor Distribution	No.	750	335	200.00	42.20
	Distribution of power tiller	No.	60	12		
	Power driven implements	No.	735	117		
	Distribution of Hand driven/ Ox driven agriculture implements	No.	-	305		
4	Demonstration of agriculture implements	No.	-	552	3.99	3.99
5	National Agriculture Development Scheme					
	Distribution of power tiller	No.	1200	256	750.00	90.15
	Power driven implements	No.	6201	1625		

- Remark:- (*) Due to ending of boundation by the Govt.

Shakambhari Scheme : Shakambhari scheme has been started by the State Govt. from the year 2005-06 for development of own irrigation resources of small and marginal category of farmers, under which 75% subsidy is given on Electric/Diesel drawn/Kerosene pumps (Upto 5HP) of farmers and 50% subsidy is provided on dugwells.

Centrally Sponsored Macro-management Scheme : Under the plan of popularization of agricultural mechanization, scheme for distribution of Tractors (upto 40 PTO Horsepower), Power Tillers (of 8 BHP or more), Power/Bullock/Hand drawn Agricultural Implements at the subsidy of 25% to 40% is also being taken up by the Directorate. From the year 2007-08, the State Govt. is giving 10% to 25% additional subsidy on machines/implements other than tractors. Thus, subsidy of 50% is being given on agricultural implements and subsidy upto 60% on Power Tillers.

Post Harvest Technology & Management Scheme : Under this scheme of the Central Govt., useful implements have been purchased for threshing, cleaning, milling and processing etc. Live-Demonstrations of these implements would be organised for popularization of the same amongst the farmers, so that the farmers could improve the quality of their produce and could get just price by selling of by-products obtained from processing of crops.

Use of Paddy transplanter machine for paddy transplantation – Subsidy scheme:- To encourage farmer for adopting better technology, to mitigate the shortage of labour, to reduce its utilization of seeds, to facilitate other activity namely weeding, tilling, harvesting above all to increase the production. State gov't. has launched new scheme in the year 2012-13 to subsidize the expenditure for the use of paddy transplanter in the fields. In the scheme beneficiary farmer is eligible for Rs. 3000 per acre for preparation of suitable fields, nursery and paddy transplantation by transplanter.

Agricultural Marketing

KrishiUpajMandies (Agricultural Produce Markets) : There has been special contribution of KrishiUpajMandies in well planned marketing of agricultural production. 73Mandies and 112 Sub-Mandies were functioning in the year 2011-12 The main purpose of Mandi Committees is to save the farmers from exploitation, provide them fair price of their agricultural produce with in time and furnish them facilities of marketing.

Inflow in Mandies : There was inward arrival of 7368594m.ton in Mandies of the State during the year 2010-11whereas inward arrival of 8348811m.ton during the year 2011-12, which is 980217m.ton moreie. 13.0 percent more compared to the last year.

Income of Mandies : There was income of Rs. 16413.46 lakhs during the year 2010-11 and that of Rs. 17153.17 lakhs during the year 2011-12 in Mandies of the State, which is Rs. 739.71 lakhs more compared to the previous year.

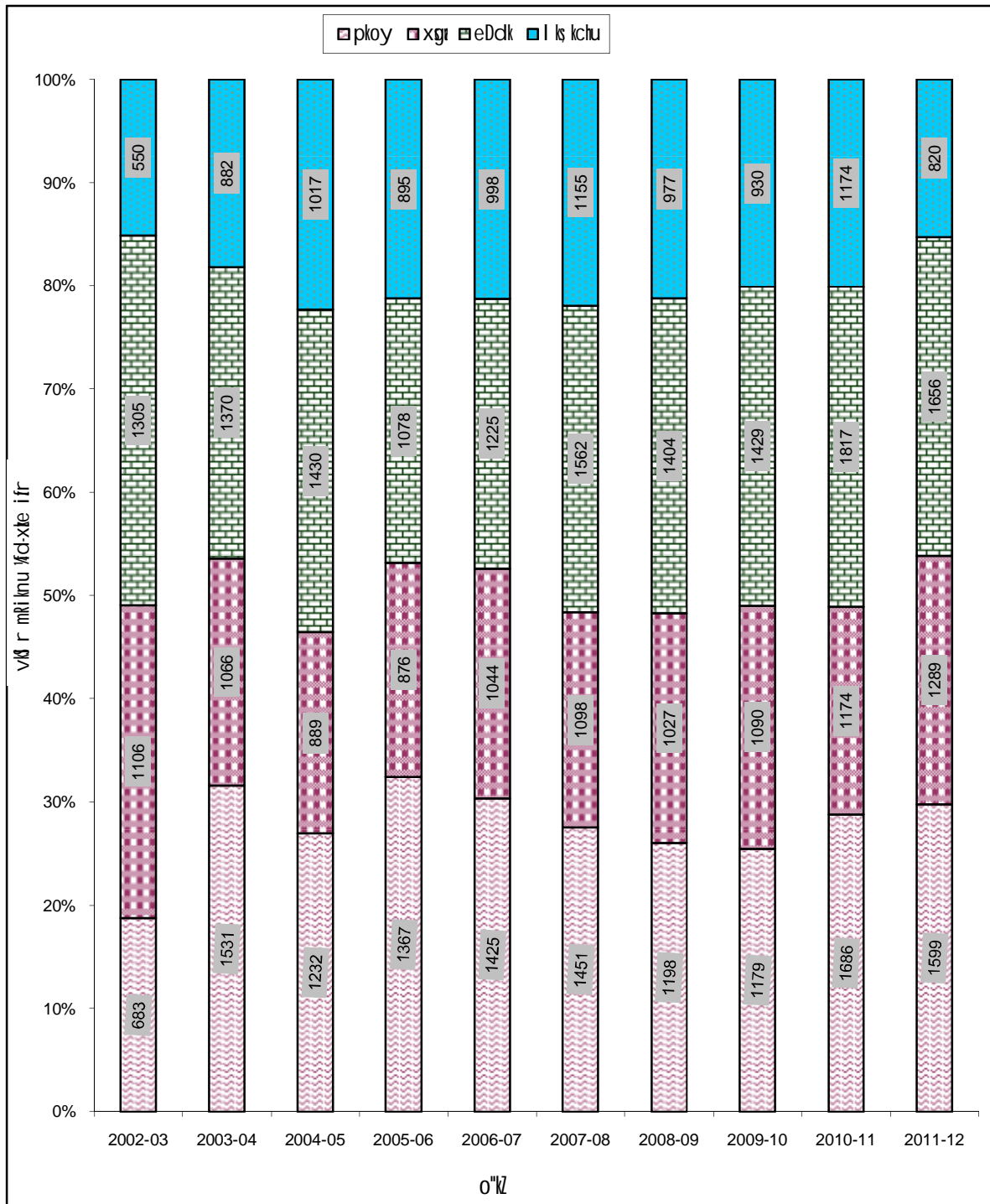
Board Fees :Mandi fees received from Mandies of the State is the prime source of income of the Board, which is paid by Mandies to the Board as Board fees. Rs. 1857.66 lakhs of Board fees was received during the year from Mandies of the State.

Other welfare activities for the farmer by Chhattisgarh state MandiBoard :-

1. For correct weighthment of farmers produce, electronic weighing machine has been installed.
2. Display board has been installed in 20 Mandies spreading throughout the state to display the current market rate.
3. Farmers are being given the facility of free soil testing. 9259 samples have already been tested.
4. Facility of Agmark net has been provided in the state mandies through which the price of produce in the country as well as outside the country can be seen. Internet facility has been made available since 2005-06.
5. An amount of Rs. 50 croreswas lent to CG State cooperative marketing society in the year 2011-12 for trading in fertilizer.

Kissan (Farmers) Shopping Mall – This has been constructed in Rajnandgaon to facilitate seller farmer and mandi users.

iedk Ql ykdkvkš rnrknu
 ũd-xt- ifr gDVj½
 I nrkkrfydk 3-3



Horticulture & Farm Forestry

For augmenting area and production of horticultural crops in Chhattisgarh State, Fruit, Vegetable, Spice, Flower and Medicinal Plants development schemes are being implemented by the Horticulture Department. Under the Department, there are 111 horticulture nurseries and one vegetable seed production cum multiplication farm.

Under various horticultural crops during the year 2011-12, area of orchards was 1.85 lakh ha and production was 15.69 lakh metric ton, area of vegetable crops was 3.51 lakh ha and production was 45.83 lakh metric ton, area of spice crops was 0.82 lakh ha and production was 5.41 lakh metric ton, area of medicinal and aromatic crops was 0.12 lakh ha and production was 0.91 lakh metric ton and area of flower crops was 0.08 lakh ha and production was 0.32 lakh metric ton.

Following schemes are being implemented by the State Govt. for development of horticultural crops in Chhattisgarh State.

(A) State Sponsored Schemes

1. Fruit Development Scheme : Under this scheme, subsidy of 25 percent is payable as per norms of NABARD when farmers take bank loan for plantation of mango, papaya and banana but when farmers don't want to take bank loan, they are given 25 percent subsidy on mango only as per norms of NABARD under departmental orchard scheme. In 2011-12, Mango plantation was done in 2616.80 Ha. and Rs. 147.68 lakh was spent. In 2012-13 upto the month of December, 2012 plantation work of mango was done in 2536.93ha.area. Along with this, there is provision of developing improved varieties under the scheme by grafting of indigenous plants.Under the scheme, 120770 plants in the year 2011-12 and till December 2012 end 28338 plants have been converted into improved varieties after their grafting.

2. Banana Development Scheme : Under the scheme, 4000 banana demonstrations have been organized with spending of Rs. 89.90 lakhs. In 2012-13 upto the month of November, 2012, 3091 similar exhibitions have been held.

3. Potato Development Scheme : Under the scheme, 33000 potato demonstrations have been organized in 2011-12 on spending 164.72 lakhs. During the year 2012-13, upto December end 29900 similar demonstrations have been held.

4. Spices Development Scheme : Under the scheme, 132000minikits of various spice crops have been distributed during 2011-12 on spending 131.77 lakhs. In 2012-13 upto the month of December, 2012, 151975 minikits have been distributed.

5. State sponsored micro irrigation scheme(New scheme) : Under the scheme, there is provision of subsidy of 75% of estimated cost to small and marginal formers and 50% to large farmers. (max. area 5 ha.) Under the scheme target of 2083 ha.drips installation has been set in the year 2012-13.

6. Ideal Scheme of Home Gardening : 368000minikits have been distributed in 2011-12 on spending of Rs. 91.97 lakhs and in the year 2012-13 upto December 2012, 628477 have been distributed.

(B) Centrally Sponsored Schemes

(1) Micro Irrigation Scheme

1. Drip Irrigation Scheme:-During the year 2012-13, subsidy upto75 percent of the total cost is payable to small and marginal farmers for installation of drip system, whereas subsidy upto 50 percent is being given to other farmers. During the year 2012-13,upto Dec. 12, 106 beneficiaries have been benefitted for drip replacement in 136.13 ha.

(2) National Horticulture Mission Scheme :-

1. Model Nursery :- For establishing model nursery of 2-4 ha, unit cost is expected to be Rs. 25.00 lakhs per unit. 100% subsidy is payable in public sector. Against target of 10 nurseries, 10 nurseries have been established during the year 2011-12. In 2012-13 against the target of 8, 5 have been established till date. Cost of small nursery, which will be in approx. 1 ha area, is Rs. 6.25 lakhs per unit. For establishing small nurseries, 100% subsidy is payable in public sector and subsidy limit for private sector units is limited to 50 percent or Rs. 3.125 lakhs per ha.

2. Orchard Development :-Under the scheme, mango, litchi, lemon, banana, papaya and other orchards have been established in 9534 ha during the year 2011-12, on which Rs. 1875.30 lakhs has been spent. In 2012-13 upto Nov.12 end orchard in 5349 ha. has been established by spending Rs. 1332.56 lakhs.

3. Flower Development Scheme :-Under the flower area extension scheme, flower extension work was carried out in 5920 during the year 2011-12 on which Rs. 2013.70 was spent. In 2012-13 till Nov. 12 25 ha.have been utilized and Rs. 2.99 lakh has been spent.

4. Spice, Medicinal and Aromatic Crops :- During the year 2011-12, extension work was carried out in 17733ha.area under the scheme, on which Rs. 2214.13 lakhs was spent. Extension work has been carried out in 1249ha.area during the year 2012-13 under the spice, medicinal and aromatic crops scheme with a cost of 131.18 lakhs.

5. Cashew nut Area Development :- Under the scheme, extension work was carried out in 122ha.area by spending Rs. 39.77 lakhs during the year 2011-12. In 2012-13 till date 2535 ha. has come under the scheme with spending of Rs. 760.66 lakhs.

6. Development of Community Water Resource Sources :- 300 community tubewells were dug under the community irrigation scheme during the year 2011-12 on spending Rs. 209.46 lakhs. There is provision of Rs. 7.00 lakhs under the scheme for capacity development in 10 ha area. During the year 2012-13, till date 620 such wells were dug.

(C) Central Sector Scheme

(1) National Agriculture Development Scheme

1. Vegetable Crop Area Extension :-Rs. 1282.50 lakhs was spent on vegetable crop area extension scheme in 4800ha.area, 5815 vegetable demonstration programmes and 20000 vegetable minikit distributed during the year 2011-12. In the year 2012-13 till now crop production programmes in 3600ha.area and 80600 vegetable demonstration programme and distribution of 250500 vegetable minikits have been made on which Rs. 2862.00 lakhs was spent.

2. Production of Spice Crops :-Rs. 269.50 lakhs was spent on production programmes of spice crops in 2156 ha area during the year 2011-12. Programmes have been held in 4800 ha area till date during the year 2012-13, on which Rs. 625.00 lakhs have been spent.

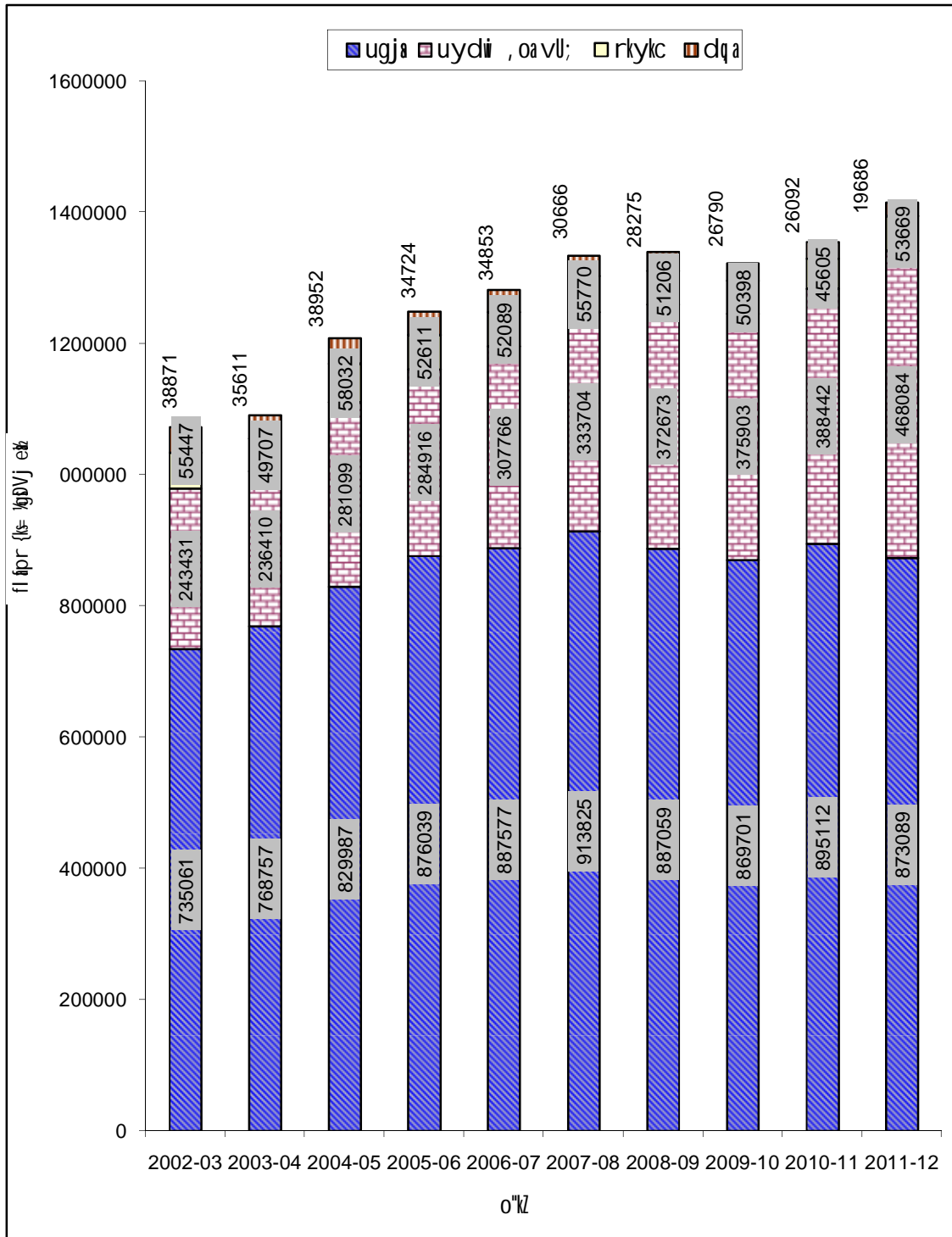
3. Flower Development Scheme :- During the year 2011-12, flower area extension programme was held in 1000 ha area, on which Rs. 450.00 lakhs was spent. In the year 2012-13 programme has been organised in 1200ha. area till date on which Rs. 414.00 lakhs has been spent.

4. Vegetable initiative for Peri Urban area :- For peripheral urban area, during the year 2011-12 vegetable development programme has been launched with the spending of Rs. 1250 lakhs. In 2012-13 till date 168.50 lakhs has been spent.

5. Protected Cultivation :-In 2012-13, 1000ha. has been brought under this scheme for which Rs. 100 lakhs has been spent.

6. Pest Disease Management :-In 2012-13 provision of Rs. 10 lakhs has been kept for the implementation of this scheme in 1000 ha.

'k) fl þr {k= dk L=k= vud kj oxhðlj.k
¼ mHkZ rkfydk Øekd&3-4½



Chapter – 4

Price Situation

Through Public distribution system, consumers are provided essential commodities like food grains, sugar, kerosene etc. at specified prices through fair price shops by the Department of Civil Supplies and Consumer Protection. Public distribution system is implemented by the Department. The Department procures paddy at declared price for providing the farmers fair price of their produce. Besides this, the Department protects and promotes the interests of consumers.

1. Chief Minister Food Grain Assistance Scheme

Chief Minister Food Grain Assistance Scheme was launched from 1 April, 2007 to provide food security to weaker sections of the society. 34.51 lakh poor ration card holder families are being benefitted at present through this scheme. Out of this, 8.83 lakh antyodaya families are being provided 35 kg food grain per month at the rate of Re. 1.00 per kg and remaining 25.48 lakh poor families are provided at the rate of Rs. 2.00 per kg.

2. Public Distribution System

Consumers are provided food material at fair price through Public distribution system. 6501 fair price shops were operating at the time of creation of Chhattisgarh state. 4382 new shops have been established after creation of the state. 10883 fair price shops are operating in the state as on Aug, 2012, out of which 3995 are being operated through panchayats, 4359 through service cooperative societies, 2363 through women self-help groups, 154 through forest security societies and 12 through urban bodies.

3. Ration Cards Issued Under Public Distribution System

There is provision of issuing ration cards to provide essential commodities to consumers through fair price shops. Gram panchayats have the right to issue APL ration cards in rural areas and municipal corporation/municipal council/nagarpanchayat have the similar right in their area of jurisdiction. Officer authorized by the Collector has the right to issue

ration cards of Chief Minister Food Grain Assistance Scheme, Antyodaya Anna Yojana and Annapurna Yojana.

In the financial year 2012-13, total 34.62 lakh BPL and 11.39 lakh APL ration cards are in use under Public distribution system. Information of scheme wise cards is as follows :-

Sl. No.	Description	No. of Ration Cards
1	BPL (Yellow)	6.13 lakh
2	Antyodaya Anna Yojana	8.93 lakh
3	Annapurna Yojana	0.22 lakh
4	Saffron 35 kg	5.95 lakh
5	Slaty	11.5 lakh
6	Saffron 10 Kg	1.53 lakh
7	Disabled Green	0.33 lakh

4. Procurement of Paddy at Support Price

Paddy is procured by the state at the declared support price in order to provide the farmers actual price of their yield. Paddy is procured by authorized agency of the state viz. Chhattisgarh State Cooperative Marketing Federation through 1333 cooperative societies. In the year 2012-13, paddy is being procured at support price through 1925 paddy procurement centres.

Support price of common category of paddy was Rs. 510 per quintal and 'A' category of paddy was Rs. 540 per quintal in the year 2000-01, which has been increased to Rs. 1250 per quintal for common paddy and Rs. 1280 per quintal for grade 'A' paddy in the year 2012-13. In the year 2011-12, 59.73 lakh ton paddy was procured at support price and farmers were paid Rs. 6814.00 crore.

5. Computerisation of Paddy Procurement

Whole process of paddy procurement at support price has been computerised by the Department in the kharif year 2007-08. This year also paddy has been procured from farmers of the state in 1888 paddy procurement centres of the state through computer. Computers have been

installed by the state govt. for this in all 1888 paddy procurement centres and information regarding name of farmers under each society, total land area etc. was recorded in the software of computer prior to beginning of paddy procurement. Computer prepared cheque is being provided immediately after paddy sale by farmers in paddy procurement centres. Due to computerisation of the process of paddy procurement, information of daily purchase from farmers is immediately made available to the state govt. Information of farmer of every district of the state, through whom paddy is sold via this software, is available on the website of Food Department for perusal of every citizen.

6. Transparency in Public Distribution System

Following actions have been taken for transparency and effective control in allotment of ration material of Public distribution system, supply to fair price shops and distribution of ration material to beneficiaries by the state govt.

(a) PDS Online System - Computerisation work of Public distribution system was started in the year 2007 and till now, whole process from the state level to supply centres of Chhattisgarh State Civil Supplies Corporation has been computerised.

All District Food Offices have been connected to State Hqr. through internet for computerisation of Public distribution system. For allotment of ration material, database of all 10883 fair price shops of the state was prepared and on the basis of ration cards registered with them, from January, 2008, shopwise ration material is being issued by the Food Directorate through the medium of computer.

It has been directed by the order dated 14.09.11 of honourable Supreme Court to implement computerised PDS system of Chhattisgarh State in other states of the country as well.

(b) Rice Festival

Rice festival has been started by the state govt. from February, 2008 for regular monitoring of distribution of ration material of Public distribution system. Rice festival is organised on the day of first HaatBaazar scheduled after 06 day of each month in villages where fair price shops are operating and where weekly HaatBaazar are also held and rice festival is held on 07 day of each month in remaining villages where fair price shops are operating. Through organisation of this festival, ration material can be procured by ration card holder on the specified date.

(c) Call Centre

Sufficient arrangement has been made by the Food Department through the use of information technology for the objective of enhancing transparency and public participation in distribution of ration material of Public distribution system. Telephone no. of call centre being operated by the Food Department from January, 2008 is 1800-233-3663 and this is a toll free line, through which any citizen can obtain information of Public distribution system and other schemes being run by the Food Department and can also register his complaint. Out of complaints received, 5839 complaints have been resolved.

(d) Public Participation Website

Public participation website is a new experiment of the state govt. Address of this website is www.cg.nic.in/citizen. Any citizen can register himself on this website free of cost. After registration, citizens could get the facility to send complaints and suggestions relating to the Food Department through e-mail. After this registration, citizens could register through sms for information of ration shops. 31487 mobile nos. are registered at present for sms of food storage.

(e) Improvement in Kerosene Distribution System

Computerisation of kerosene allotment and supply system has been done by the state govt. for making kerosene allotment and supply process of fair price shops more transparent. From April, 2012, allotment of kerosene to districts on the basis of ration card database has been started and

arrangement has been made through sms for immediately getting the information of kerosene picking up and distribution. Saving of kerosene in the state has been reflected after implementation of this arrangement and per card kerosene eligibility in scheduled rural areas has been fixed at 5 litre and 4 litre per card in non-scheduled areas.

7. National E-Governance Award, Manthan Award, E-India Award and C.S.I. E-Governance Award have been received for computerisation of Public distribution system.

Box – 4.1

Public Distribution System

1. 02 kg iodised salt is being distributed per month free of cost to approx. 34.51 lakh poor families of the state through fair price shops under Chhattisgarh AmritNamakYojana.
2. 10.95 lakh poor ration card holder families of Surguja and Bastar Division are being benefitted at present through ChanaVitranYojana. From 01 January, 2013, there is a scheme to provide 02 kg gram at the rate of Rs. 5 per kg to all BPL families of 85 scheduled development blocks.
3. 133 Annapurna Dal Bhat Centres are being operated as on 31.12.11 under Annapurna Dal-BhatYojana. Dal Bhat centres have been provided free gas stove and pressure cooker as incentive measure and 188 metric ton rice is being provided per month at BPL rate. Per day 10 to 15 thousand needy beneficiaries are being benefitted through this scheme.

Chapter - 5

Livestock Development

The main occupation of most rural families of Chhattisgarh State is agriculture and animal husbandry. As per 15 October 2007 Livestock Census, there are 1.44 crore livestock and 1.42 crore poultry and duck birds. With the aim of increasing milk producing capacity of indigenous breed cattle, artificial and natural insemination from high pedigree bulls' semen is being promoted under cattle breed improvement programme.

Cattle and Buffalo Livestock Development : The number of breedable cattle and buffalo livestock is 33.62 lakhs as per Livestock Census 2007. Till the end of year 2011-12, 22 Artificial Insemination Centres, 252 Frozen Semen Artificial Insemination Units, 241 Veterinary Clinics, 775 Veterinary Dispensaries, 10 Key Village Blocks, 100 Key Village Block Units were functioning in the State for the facility of advanced breeding in livestock. Above institutions have provided facility of artificial insemination in 4.61 lakh livestock and natural insemination in 39 thousand livestock during the year 2011-12. There was 1.20 lakh calve production from artificial insemination and 0.20 lakh calve production from natural insemination during the 2011-12.

Upto the month of September, 2012 during the year 2011-12, artificial insemination facility has been provided in 1.82 livestock and natural insemination facility in 0.16 lakh livestock, whereby there has been 0.52 lakh artificial calve production and 0.10 lakh natural calve production. Further, 10.58 lakh livestock have been treated, 11.97 lakh have been medicated, 0.68 lakh have been sterilized and 124.93 lakh livestock have been immunized.

Goat Development : As per Livestock Census of the year 2007, there are 27.68 lakh buck and doe goats in the State. High yield breeds are produced under farms running in the State. During the year 2011-12, target was set to distribute 6000 goats against the allotment of 162.00 lakh under the departmental scheme. Two new goat breeding farm have been established in the State in Sarora, (District Raipur) and Rampur/Tatapur, (Dist kabirdham).

Pig Development : There are 4.13 lakh pigs in the State as per Livestock Census of the year 2007. During 2011-12, 790 pig trio with the cost of Rs. 79.85 lakh have been provided. Further, 450 male pig have been provided to 450 beneficiaries with subsidy of 22.95 lakh. For the improvement of pig breed in the year 2011-12, target has been set to distribute 1155 pig trio against allotment of Rs. 80.00 lakh for distribution of pig trio and 450 male pig against allotment of Rs. 22.95 lakh for male pig. Pig breeding farms are operating in the State in Sakalo, District Ambikapur and Parchanpal, District Jagdalpur, wherein pigs of Large White Yorkshire breed, Russian Charmukha breed are being produced. Establishment of new pig rearing farm is under progress in Kunkuri, District Jashpur.

Supply Bulls on Full Subsidy :- For upgradation of cattle breed in the State from the year 2006-07, a scheme has been initiated to provide bulls on 100% subsidy to advanced progressive farmer/ cattle rearer through gram panchayats in remote rural areas where there is no facility of artificial insemination. A total of 4611 bulls have been provided in various gram panchayats from beginning of the scheme until now. During 2011-12, 316 bulls have been provided by spending Rs. 123.93 lakh. In 2011-12, upto Sep-12, 8 bulls have been provided by spending Rs 27.92 lakh. Distribution of balance bulls are in progress.

Poultry Development : As per Livestock Census 2007 in the State, there are 142.46 lakh poultry and duck birds in the State. 7 Poultry farms and 2 duck farms are situated in the State. Coloured chicks produced in these farms are distributed to SC & ST beneficiaries under Backyard Poultry Unit Distribution Scheme by delivering them along with food and medicine at their homes. 16654 beneficiaries were benefitted by spending Rs. 180.00 lakh under Backyard Poultry Unit Distribution Scheme in the review year 2011-12. Against the target of 6666 beneficiaries with the allotment of Rs. 180.00 lakh in the year 2012-13, there are 1284 beneficiaries by spending Rs. 156.43 lakh till Sep-2012.

Central Scheme – ASCAD (Assistance to States for Control of Animal Diseases) : Work of preventive vaccination, animal diseases research, upgradation / strengthening of laboratories, publicity etc. is undertaken under centre sponsored scheme ASCAD. Against the work Plan of Rs. 1434.49 lakh approved in the year 2011-12, Rs. 686.28 lakh was received. In

2012-13, against the approval of Rs. 846.35 lakh, Rs. 500.00 has been received as the last installment.

Box No. 5.1

Amount Allotted by the Govt. for Animal Husbandry

- Work Plan of Rs. 1378.00 lakh was approved in the year 2011-12 under National Agriculture Development Scheme, against which entire amount of Rs. 1378.00 lakh was spent.
- Work Plan of Rs. 2098.61 lakh is approved in the year 2012-13 in National Agriculture Development Scheme, under which allotment of Rs. 2098.00 lakh has been received.
- 5663 unemployed have been given Gau Sevak training till now under Golden Jubilee Employment Scheme for veterinary services in remote areas.
- As per recommendation of National Agriculture Commission, artificial insemination is being done by imparting 1 month theoretical and practical training and 3 month regional training to trained Gau Sevaks, local unemployed. Total 150 private artificial insemination workers are being trained in the year 2012-13.

Box No. 5.2

Clinics in the State for treatment of livestock

Clinics	Number
Veterinary Clinics	241
Veterinary Dispensaries	775
Mobile Clinics	16
Mata Epidemic Eradication Scheme	05
Animal Checkup Posts	07
Disease Research Laboratory	18
Artificial Insemination Centre	22
Artificial Insemination Sub-Centre	252
Ambulatory Clinic	10
Motor Cycle Unit	20
Key Village Block	10
Key Village Block Unit	100

Chhattisgarh State Livestock Development Agency :- Chhattisgarh State Livestock Development Agency has been established by the State Govt. in June, 2001 for operation and control of National Cattle and Buffalo Livestock Breeding Project of Livestock Enrichment in Chhattisgarh State. Main achievements under the project are as below :-

1. Establishment of Frozen Semen Bull Station to ensure production of necessary frozen semen in the State for livestock enrichment work.
2. Conversion of 709 Immovable Artificial Insemination Units into Mobile Artificial Insemination Units to ensure home delivery service.
3. Providing high pedigree bulls to ensure insemination facility in villages where artificial insemination is inaccessible.
4. Strengthening of necessary liquid nitrogen supply and storage facility for artificial insemination work.
5. Strengthening of semen banks to ensure frozen semen supply facility after quality examination.
6. Training to herdsman for strengthening of information network needed for necessary livestock breed development.
7. Training and material supply to 996 private artificial insemination workers for area extension of artificial insemination and providing self-employment.
8. Development of infrastructure needed for providing training facility in training centre of Mahasamund and Jagdalpur.
9. Inside and outside State training to workers of departmental and non-departmental arena for human resource development.

There has been a remarkable growth in artificial insemination work from operation of National Cattle / Buffalo Project in the State. Consequently, number of milch cows of cross / improved breed are increasing every year and as a result, milk production in the State is growing.

Availability of Livestock Products :- Estimation regarding milk, egg, wool and meat production was carried out under centre sponsored sampling survey by selecting 240 villages in 16 districts of the State during the year 2011-12, according to which availability found was 129 gm milk per person per day, 56 eggs per person per year and 1.244 gm meat per year.

Chapter – 6

Fisheries Development

Water resources available in the State has a distinctive place in terms of fish farming. Total 1.63 lakh ha. of water area exists in Chhattisgarh State, out of which 1.516 lakh ha. of water area has been developed under fish farming, which is 93.00 percent of total water area. It is a powerful and employment oriented means to do away with unemployment in rural areas. It is very popular in rural areas as a subsidiary business in low cost and less time.

1. Fish Seed Production :- 8396.90 lakh standard fry (fish seed) was produced from all sources in the year 2010-11 and 9069.47 lakh standard fry (fish seed) was produced in the year 2011-12, which is 8 percent more compared to the previous year. 7968.07 lakh standard fry (fish seed) has been produced up to the month of September, 2012 in the year 2012-13.

2. Fish Production :- 228207.00 metric ton fish was produced from all sources in the State in the year 2010-11 and 250695.02 metric ton fish was produced in the year 2011-12, which is 9.85 percent more compared to the previous year. 141160 metric ton fish has been produced up to the month of September, 2012 in the year under reference 2012-13.

3. Fishermen Co-operatives :- Number of societies in the State up to the month of September, 2012 in the year 2012-13 is 970, whose membership number is 30130. There is provision of leasing out ponds, irrigation tanks/reservoirs to these societies for a period of five years.

4. Education and Training of Fishermen :- Progressive fish farmers of all class are given 10 days training of technical method, fish catching and net sewing-repairing, sailing for bringing growth in fish productivity along with fish farming, wherein to and fro fare during the training, training stipend Rs. 750, Rs. 400 for net sewing and thread and Rs. 100 for other expenses is provided to trainees and thus, there is provision of total expenditure of Rs. 1250 per trainee. 3650 farmers were trained under this programme in the year 2011-12.

Box No. 6.1

Scheme, Insurance and Housing Facility

- In the event of accident under accident insurance scheme for fish farmers, insured beneficiaries are given assistance of Rs. 50,000 on temporary disability and assistance of Rs. 1,00,000 on permanent disability or death. Insurance of 126551 fishermen was done in the year 2011-12.
- 336 housing facility have been constructed for fishermen up to the year 2011-12. Expenditure load was borne by the Centre and the State on 50 : 50 basis under the scheme.
- Maximum assistance of Rs. 5 lakh will be given by the govt. to small marginal farmers of all category, scheduled tribe women farmers for construction of one hectare water area on their own land and beneficiary contribution will be Rs. 1 lakh. Thus, assistance of total Rs. 6 lakh will be given. 55 ponds were constructed in the year 2011-12.

5. Expansion of Fish Farming :- Under the scheme, there is maximum provision of Rs. 15000 in three years for purchase of prawn seed and food items to fishermen of scheduled caste/tribe. 550 units have been established in the year 2011-12, wherein 3269 Kg of production has been achieved by stocking of 160.71 lakh prawn seed.

6. Short Term Savings cum Relief Scheme :- The scheme has been implemented to provide financial assistance to fishermen deprived of employment due to restriction on fish harvesting in off season. Load of the scheme implementation is shared by the State Govt. and the Central Govt. on 50 : 50 basis. Under the scheme, Rs. 600 from contribution of fishermen and Rs. 1200 from contribution of the govt., thus Rs. 1800 is deposited in bank in the name of beneficiary, whereby Rs. 600 is given to beneficiaries as monthly financial assistance in 3 months of off season. 5000 fishermen will be benefitted from the above scheme in the year 2011-12.

7. Database and Information Networking for Fishing Area :- The above scheme has been launched from the year 2004-05 from grant given under the centrally sponsored scheme. Allotment of Rs. 6.72 lakh has been received under the scheme in the year 2011-12. At present, data related to fish farming is being provided to the Central Govt. after collecting data from survey of water area of rural ponds in six selected districts of the State viz., Bilaspur, Surguja, Kanker, Bastar, Raigarh, Durg and irrigation tanks/reservoirs of all 18 districts inclusive of new districts of the State. Computers have been provided in 18 districts for networking of districts with the Directorate.

Physical and Financial Achievements of Major Schemes Up to the Month of September, 12 in the Year 2011-12

Sl. No.	Description	Unit	Physical		Financial (in lakh Rs.)	
			Target	Achievement	Target	Achievement
1	2	3	4	5	6	7
1.	Fish Seed Production					
	Spawn		37950.00	40532.00	244.70	100.41
	Standard Fry	Lakh	1000.00	7968.07	-	-
2.	Fish Seed Stocking	Lakh	9207.66	7516.00	-	-
3.	Fish Production	M.Ton	254779.04	141160.40	141.50	14.62
4.	Departmental Income	Lakh Rs.	6.71	86.674	-	-
5.	Income from Three Stage Panchayats	Lakh Rs.	-	142.443	-	-
6.	Training	No.	4970	1400	61.75	28.33
7.	Employment Generation	Man Days (lakh)	110.00	35.90	-	-
Centre Sponsored Scheme						
1.	Financial Assistance To Fish Farmers					
	Loan	Lakh Rs.	493.00	47.66	-	-
	Subsidy	Lakh Rs.	203.00	14.96	-	-
2.	Pond Construction in Own Land	No.	-	5	-	-
		Ha.	-	3.65	-	-
3.	Accident Insurance of Fishermen	No.	159997	159997	23.20	23.20

Chapter – 7

Forestry

In India, 23.38 percent portion of the total geographical area of is under forest cover, whereas forest area in Chhattisgarh is 43.85% of the total geographical area. Forest area of Chhattisgarh is at third position in India. Forest area of reserved forest is 25782 sq.km. (43.13%), protected forest is 24036 sq.km. (40.21%) and undemarcated forest is 9954 sq.km. in the State. Working Plan for 32 forest divisions is approved by the Govt. of India for scientific management of forests of the State. Working Plan is approved scheme by the Govt. of India for exploitation/felling of forests of any forest division by scientific technique.

Working Plan of forest division is prepared by senior forest officer (officer of the level of Deputy Conservator of forest). Period of working plan is 10 years. Review of working plan is started 3 years prior to the completion of working plan, so that new working plan can be implemented in forest division after completion of time period. Presently, review task of working plan is under progress in 13 forest divisions. Digitization work of forest areas of all forest divisions of the State has been completed.

Box No.-7.1

- It has been decided by the State Govt. to do plantation on sides of national highways, state highways, major district roads and rural roads. Budget of Rs. 530.00 lakh was provided under the scheme in the year 2011-12, wherein maintenance for plantation has been done in 472 Km and plantation has been done in 123.5 Kms. Provision of Rs. 620.00 lakh has been made under the scheme for the financial year 2012-13, wherein there is target of plantation on sides of 98 Km road and maintenance on sides of 300 Km road. Rs. 91.43 lakh has been spent up to October' 2012.
- For revamping the forest, against the target of Rs. 8100 Lakh which was kept in 2011-12, Rs. 8065.74 Lakh was spent. In 2012-13, for the same work Rs. 3471.89 Lakh has been spent till October 2012 against the annual target of Rs. 11000.00 Lakh.

Lac Development Scheme: - Total provisioned amount of Rs. 200.00 lakh was spent in the year 2011-12 under this scheme for development, processing and marketing of lac farming. Against the Provision of Rs. 250.00 lakh in the year 2012-13, no amount has been spent till October' 2012.

Construction of Ramps and Culverts on Forest Roads: - The objective of the scheme is to construct ramps/culverts on 13500 Km forest roads passing through forest areas, whereby there can be convenience in traffic of forest villagers and clearance of forest produce. Rs. 2050.00 lakh was provided for this in the financial year 2011-12 and 363 ramps/culverts were constructed. Rs. 248.10 lakh has been spent up to the month of October' 2012 in the financial year 2012-13.

Plant Supply Scheme: - "Plant Supply Scheme" is being implemented in all districts of the State to provide plants on concessional rate for promotion of greenery in non-forest areas by developing zeal in the public towards plantation, wherein maximum one thousand plants will be given to one beneficiary at the rate of Re. 1.00 per plant. Rs. 146.86 lakh has been spent against the provision of Rs. 150.00 lakh in the year 2011-12 and 35.85 lakh plants of different species were supplied to beneficiaries on concessional rate after getting them prepared in nurseries of the forest department. A provision of Rs. 140 lakh amount has been made in the year 2012-13, wherein target has been set for preparation of 27 lakh plants. Rs. 52.65 lakh has been spent under the scheme up to October' 2012.

Greenery Expansion Scheme: - Under the Greenery Expansion Scheme for promotion of agro-forestry, small farmers of scheduled caste and tribe and general category will be handed over plants after planting 250 to maximum 1000 plants of desired species per farmer in their fallow land. Also, subsidy at the rate of Re. 1.00 per plant per year will be given for maintenance for coming two years. There was provision of Rs. 305.00 lakh in the year 2011-12, against which 36 lakh plants were planted in farmers' land by spending Rs. 297.24 lakh. Provision of Rs. 425.00 has been made in the year 2012-13, wherein target has been set for planting 42 lakh plants. Rs. 267.59 lakh has been spent up to October' 2012.

River Bank Plantation Scheme: - River Bank Plantation Scheme is being implemented for conservation of life-saving rivers in the State. Soil erosion

occurring on banks of rivers and problems generated as a result thereof will be resolved by plantation. Rs. 580.00 lakh was provided in this head in the year 2011-12, by which 417 hectares of land was prepared and 209 hectares was planted by spending Rs. 575.41 lakh up to the year end. In the year 2012-13, under this scheme, a target has been set for plantation in 417 hectares and preparation of 209 hectares of land by making provision of Rs. 650.00 lakh. Rs. 176.62 lakh has been spent up to October' 2012.

Rehabilitation/Restoration of Bamboo Forests: - After cleaning culms of clumping bamboos in degraded bamboo forests, work of mounding or heaping earth around them is carried out, whereby quality buds shoot out and there is increase in productivity of bamboo forests. Rs. 4260.00 lakh was provided in this head in the year 2011-12, against which Rs. 4207.26 lakh was spent. Budget provision of Rs. 2900.00 lakh has been made in this head for the year 2012-13, under which Rs. 1290.61 lakh was spent up to October' 2012.

Ground Water Conservation: - This scheme has been launched for increasing level of ground water, soil conservation in vegetation devoid areas and flood control. Against the provision of Rs. 2070.00 lakh in the budget in the year 2011-12, provision of Rs. 2150.00 lakh has been made under this scheme for the year 2012-13, for treatment of 49900 hectares of land and for soil and water conservation work in 73 thousand hectares of land. Rs. 1493.71 lakh has been spent up to October' 2012.

Chhattisgarh State Forest Development Corporation

Chhattisgarh State Forest Development Corporation came in to existence in May, 2001 when 4 Project Divisions were in existence in Raipur region. Industrial Project Division, Bilaspur was set up from September, 2001. Main work of Industrial Plantation Project Division is plantation of mixed species on a large scale with the aim of environment betterment for institutes like HECL Bilaspur, NTPC Korba. Three new Project Divisions were constituted in October, 2003 after area transfer. Thus, there are 7 Project Divisions at present, one closed in course of time.

There are two offices of Regional General Manager at present in Chhattisgarh State Forest Development Corporation, whose headquarter are in Raipur and Bilaspur.

Total area and planted area (in hectare) under the Corporation in the position of 2012 is as below:-

Forest Area of Corporation	Teak	Bamboo	Mixed	Medicinal	Total
197322	96933	6739	923	317	104912

There is target of teak plantation in 2400 hectares gross area, Nilgiri in 180 hectares area during the year 2012-13.

High-tech Plantation: -Irrigated plantations of teak have been done under high- tech method from the year 1997 which has yielded very good results. Project wise details are as under:-

(From 1998 to 2011)

Name of Project area	Planted Area (In Hectares)										
	1998	1999	2000	2001	2002	2003	2004	2010	2011	2012	Total (Ha.)
Barnawapara	10.00	15.00	-	-	-	-	-	-	15.00	22.00	62
Kota	-	20.47	25.00	25.00	25.00	-	-	31.00	30.00	34.00	190.47
Panabaras	10.00	10.00	-	-	-	-	-	-	-	-	20
Antagarh	-	-	-	-	-	10.00	12.00	-	-	-	22
Kawardha	-	-	-	-	-	-	-	10.00	30.00	-	40
Surguja	-	-	-	-	-	-	-	28.00	45.00	55.00	128
Total	20.00	45.47	25.00	25.00	25.00	10.00	12.00	69.00	120.00	111.00	462.47

In the year 2012-13, 100 hectares of land is targeted for high tech plantation.

Quarry Plantation: - 210.82 lakh plants have been planted in industrial areas from the year 1990 to 2012. A target of 2.50 lakh plantations is proposed in the rainy season of year 2012-13.

Road Side Plantation: - As per directions of Honorable Chief Minister, path plantation has been done by the Corporation in 604.26 Km during the past five years with the view of environment betterment.

Year	Achievement	
	Planted Path Length (Km)	No. of Planted Plants
2006	62.45	99223
2007	64.00	123000
2008	101.85	201925
2009	72.40	144881
2010	65.61	129937
2011	135.45	261226
2012	102.50	205000
Total	604.26	1165192

In the year 2012-13, target for plantation in 100 KM has been kept which depends on money supply by institutions.

Restoration Work of Degraded Bamboo Forests: -Most of the bamboo forests in forest area transferred to the Corporation is in degraded situation. Restoration work of 2977 hectare degraded bamboo forests was done from Forest Development Cess Fund head in the year 2009-10. During the year 2010-11, restoration of 846.88 hectares degraded bamboo forests and protection for bamboo school in 2977 hectares has been proposed.

Sl. No.	Name of Project Division	Restoration Work done in the Year 2009-10 (ha.)	Proposed Work in the Year 2010-11	
			Restoration Work of Degraded Bamboo Forests (ha.)	Bamboo Plantation (Preparation)
1	Barnawapara-Raipur	256	298	-
2	Antagarh-Bhanupratappur	425	174	-
3	Panabaras-Rajnandgaon	374	100	-
4	Kota-Bilaspur	1202	200	-
5	Kawardha-Kabirdham	720	75	-
Total		2977	847	-

Plantation of Medicinal Plants: - Three year scheme for plantation and preparation of nursery in 600 ha. area of medicinal plants was approved on 06.05.09 by National Medicinal Plant Board under "Central Sectors Scheme for Conservation and Development of Medicinal Plant", whose detail is as below :-

S. N.	Name of Project Division	Species	Total Target	Plantation in the Year 2009-10 (ha.)	Plantation in the Year 2010-11 (ha.)	Total (ha.)
1	Barnawapara, Kota, Surguja	Satavar (Asparagus racemosus)	150	-	51.00	51.00
2	Barnawapara, Kawardha	Kalmegh (Andrographis peniculata)	200	100.00	100.00	200.00
3	Barnawapara, Kawardha, Panabaras, Antagarh, Kota, Surguja	Giloy (Tinospora cordifolia)	100	5.50	35.00	40.50
4	Barnawapara, Kawardha	Sarpagandha (Rauwolfia serpentina)	50	-	3.90	3.90
5	Antagarh, Kota	Baibiding (Embelia tsjerium-cottam)	100	-	22.00	22.00
Total			600	105.50	211.90	317.40

In addition to above, 8.00 lakh hectares land has been prepared for plantation.

In 2012-13, following target of plantation by CGFDC has been fixed:-

Name of Forest Division	Plants available in the nurseries for plantation in the rainy season 2012-13		
	Teak	Bamboo	Mixed
Barnawapara-Raipur	7290000	-	272000
Panabaras-Rajnandgaon	2593000	390000	123000
Antagarh-Bhanupratappur	3000000	-	-
Kawardha-Kabirdham	5652000	-	-
Kota-Bilaspur	3117000	-	-
Surguja-Ambikapur	2697000	355000	-
Korba	0	-	-
Total	24349000	745000	395000

Chhattisgarh State Medicinal Plant Board

Chhattisgarh State Medicinal Plant Board has been established on 28 July, 2004 for policy formulation by the State Govt. with regard to conservation, promotion, non-destructive exploitation, processing and marketing of medicinal plants and establishing coordination among various institutions.

Responsibility: - Exploration and research for medicinal plants, identification of medicinal plants and survey of resources, estimation of demand and supply of medicinal plants, obtain assistance from national and international institutions for development of medicinal plants, identification of traditional medical practitioners and coordinating the work of administering recognition, other subsidiary works related to medicinal plants.

Different Schemes

Schemes of Forest Division: -

1. Plantation of 10 road based medicinal plant in 100 hectares.
2. Plantation of Triphala (Indian gooseberry (amla), Haritaki (Harra), bibhitaki (Bahera) in 485 hectares in 7 Forest Division.
3. To establish retail outlet in Railway Station, Raipur and Mana Airport to encourage the sale of herbal product.
4. To plant mehndi tree in 140 hectares spreading out in 08 Forest Division.
5. To establish 9 nursery of medicinal plants for preparation of plants required for Home Gardening in 9 Forest Divisions.
6. For Inland transportation of medicinal plants like Ashwagandha, giloy, kalmegh, keunch, Tulsi, Lemon grass in 327 hectares spreading over 8 Forest Division.
7. To create database of 2000 traditional doctors after organizing conference workshop in 14 prominent centres.
8. To establish Drug repository of 200 medicinal species for facilitating, identification of medicinal plants.

UNDP Project: -

- To conserve 150-200 inland species in 200 hectares in each of 7 Forest Divisions.
- Village youths are trained by village plant specialist to identify medicinal plant.
- Collection of traditional knowledge of traditional doctors for documentation.
- Programme for home herbal garden in the state.
- To decide the communication strategy and to use film, drama and other publicity medium
- To bring awareness among local mass regarding the conservation of medicinal plants.

Amla (Indian Gooseberry) Campaign Project :- For promotion of plantation and use of Amla plants by National Medicinal Plant Board, Govt. of India, work of 3 Year Project of Rs. 261.00 lakh for distribution, plantation of 12 lakh Amla plants and use, processing of Amla products in 7 development blocks of 6 districts of the State is under progress.

Programmes under National Mission for medicinal plants: -

- To establish 14 model nursery (Govt. 8, private 6) and 10 small nursery (Govt. 3, private 7) in 2010-11.
- Farming of 19 selected medicinal plants in 364 hectares of land.
- Cluster farming (24 clusters) – subsidy distributed amounting Rs. 15.83 lakh.
- To establish 5 model nursery (In Dhamtari, Bastar, Kondagaon, Kanker and Khairagarh forest division) in 2011-12.

Chapter – 8

Water Resources

USE AND DEVELOPMENT OF WATER RESOURCES IN CHHATTISGARH STATE

Chhattisgarh is an agriculture dominant state. Total sown area of the State in the year 2011-12 is 55.61 lakh hectare and net sown area is 46.83 lakh hectare. Irrigated area was created in 13.28 lakh hectare land from govt. sources at the time of constitution of the State, which is 23 percent of total sown area. As per estimate, irrigation facility can be developed in 43 lakh hectare area, wherein 33.80 lakh hectare can be irrigated from surface water and 9.20 lakh hectare can be irrigated from ground water. Implementation of irrigation schemes has been given high priority by the govt. after formation of the State to bring irrigation at par with national average 48.90.62844 m.c.m. availability is estimated by the various sources of water in Chhattisgarh state wherein surface water availability is 48296 m.c.m. and ground water availability is 14548 m.c.m. estimated.

High priority was given to development of water resources and efforts for enhancement of irrigation potential in the State during the year 2008-09. Irrigation potential was built up in 0.35 lakh hectare area in the year 2011-12. Total 18.44 lakh hectare of irrigation potential has been built up in the State by enhancing irrigation capacity in 5.61 lakh hectare area up to March, 2012, which is 33.15 percent of total sown area.

8 large, 33 medium and 2365 small projects are accomplished in the State up to March, 2012. Besides this, 3 large, 6 medium and 403 small irrigation projects are underway.

During 12th Five Year Plan, Rs. 15000 crore planning expenditure is proposed for water resources development and goal has been set to generate irrigation potential in 3.5 lakh hectare.

Utilisation of Ground Water Sources :- According to the Report of Central Ground Water Board, there are huge possibilities of ground water sources in Chhattisgarh. Ground water availability in the State is 35638 m.c.m. according to the report. Out of this, 2792.12 m.c.m. i.e., 20.40 % water from all sources is being utilized till now for agriculture and other purposes. Irrigation

potential in 25500 hectare area has been created by 1134 tube wells from 26 schemes of govt. and irrigation potential in 11540 hectare has been built up from 2308 successful tube wells up to the year 2011-12 from construction of private tube wells by farmers under beneficiary oriented schemes.

Irrigated Area :- Built irrigation potential as on 1 November, 2000 from all govt. sources was 13.28 lakh hectare. Successive growth in potential after formation of the State is as below :-

Period	Budget Allotment (inCroreRs.)	Created Irrigation Potential (ha.)	Total Irrigation (Lakh ha.)	Percentage of Irrigation
Nov., 2000 to March, 2001	111.57	12000	13.40	23.15
April, 2001 to March, 2002	294.16	71000	14.11	24.38
April, 2002 to March, 2003	501.63	42000	14.53	25.10
April, 2003 to March, 2004	577.97	98000	15.51	26.78
April, 2004 to March, 2005	818.78	75000	16.26	28.10
April, 2005 to March, 2006	780.07	55000	16.81	29.40
April, 2006 to March, 2007	881.14	41000	17.22	30.12
April, 2007 to March, 2008	1004.41	36000	17.58	30.76
April, 2008 to March, 2009	1086.75	13700	17.71	30.89
April, 2009 to March, 2010	1199.94	17400	17.89	31.12
April, 2010 to March, 2011	1761.82	20000	18.09	31.83
April, 2011 to March, 2012	1658.64	35000	18.44	33.15

Schemes with New Administrative Sanctions :- Details of approved/revised administrative sanction given by the govt. up to October, 2012 during the year 2012-13 are as below :-

Sl. No.	Type	Number	Outlay (inCroreRs.)	Irrigation Potential (in ha.)
1	2	3	4	5
1	Irrigation Projects	40	806.03	37044
2	Anicut/Stop Dam	101	473.12	13882
	Total	141	1279.15	50926

Box No.-8.1

Schemes and Irrigated Area

- 141 new projects with anicut (cost Rs. 1279.16crore) in the year 2012-13, whose designed irrigation potential is 50926 hectare.
- Rated irrigation potential of Mahanadi Reservoir Project is 264311 hectare (kharif). Irrigation water has been made available for kharif crop in 216636 hectare area in the year 2011-12.
- Rated irrigation potential under Kodar Reservoir Project is 16754 hectare. Kharif in 16218 ha. area has been irrigated in the year 2011-12.
- Rated irrigation potential under Jonk Project is 12870 hectare, against which irrigation water has been made available for kharif crop in 8100 ha. area in the year 2011-12.
- Irrigation water has been provided for kharif crop in 89011 ha. area in the year 2011-12 from Tandula Reservoir Project.
- Goals were set for kharif crops in 13.03 lakh ha. area from large, medium and small projects in the year 2011-12, against which 2991.41 million cubic metre water was supplied for industrial plants along with 10.90 lakh ha. irrigation and 315.703 million cubic metre of water for drinking is being supplied per year for 08 cities of the State.
- Built irrigation potential of Hasdev-Bango, multi-purpose large project, up to March, 2012 was 247400 ha. kharif, 173180 ha. rabi and total 420580 ha., against which water was made available for irrigation of kharif in 256299 ha. area in the year 2011-12. In addition, water is being supplied from this project to NTPC, CSEB Production Company, BALCO, SECL, BPCL etc. and Korba Nagar Nigam.
- Restoration and upgradation work of 19 medium and 113 small irrigation projects is completed at the cost of Rs. 130.16crore from Asian Development Bank under Chhattisgarh Irrigation Development Project, whereby water would be available smoothly for kharif crop in 150460 ha. Area.

Anicut Construction Working Plan :- Construction of anicuts / stop dams on rivers-rivulets is proposed in view of increasing scarcity of water. This will help in availability of water for drinking, irrigation and industries, necessity of drinking water requirement for animals, ground water enrichment and soil conservation. Working plan for construction of 595 anicuts are approved at present, which estimated cost is Rs. 2570.95 crore under which work of 160 anicuts has been completed, whose cost is Rs. 383.49 crore. Work of 128 anicuts is going on, whose cost is Rs. 1001.24 crore.

From all sources created and utilised irrigation from reservoirs during the year 2011-12, is as below :-

Sl. No.	Project	Created Irrigation Potential	Actual Irrigation in the Year 2011-12
1	Large Project	10.09	7.26
2	Medium Project	1.94	1.30
3	Small Project	6.41	2.95
	Total	18.44	11.51

Under Construction Projects

1. Kelo Major Project :- Kelo Project is under construction on Kelo river at a distance of 8 km from Raigarh city, whose up to date cost is Rs. 598.91 crore and designed irrigation potential is 22800 hectare. Physical progress of head work and canal work of this project is 97% and 58%, respectively.

2. SukhaNala Barrage :- This medium project is proposed in SukhaNala near village Brahmanikaneri of Dongargaon tehsil of Rajnandgaon district. Up to date cost of this project is Rs. 91.54 crore. Designed irrigation potential of the project is 6270 hectare. 100% head work and 95% canal work of this project has been completed.

3. GhumariyaNala Barrage Project :- This project is under construction on GhumariyaNala near village Josheelmati of Chulia tehsil of Rajnandgaon district. Cost of the project is Rs. 47.79 crore and designed irrigation potential is 3200 hectare. 80% head work and 80% canal work of this project has been completed.

4. KarraNala Barrage Project :- This project is located at a distance of 20 Km from Sahaspur-Lohara development block hqr. of Kabirdham district. Present cost of the project is Rs. 9919.13 lakh. 100% head work and 97% canal work of this project has been completed.

Ayacut Development

Total geographical area of Mahanadi Ayacut Development Authority is 10.11 lakh hectare and area of agricultural land is 7.25 lakh hectare. Whole of this area includes 1172 villages of 12 development blocks of Raipur district, 611 villages of 7 development blocks of Durg district, 315 villages of 4 development blocks of Dhamtari district and 48 villages of 1 development block of Mahasamund district.

Utilisation of Project Wise Irrigation Potential Year 2010-11 and year 2011-12

(In ha.)

S. N.	Name of Project	Geographical Area	Agricultural Land C.C.A.	Season	Designed Irrigation Potential	Year 2010-11		Year 2011-12	
						Actual	Created	Actual	Created
1	2	3	4	5	6	7	8	9	10
1.	Mahanadi Project (including Sodhur)	611668	386703	Kharif	276571	278376	258959	278376	226864
				Rabi	-	-	-	-	-
2.	Parry Project	62631	40489	Kharif	39741	39741	36870	39741	37006
				Rabi	-	-	-	-	-
3.	Kodar Project	27777	21740	Kharif	16754	16754	16186	16754	16218
				Rabi	6718	-	-	-	985
4.	Jonk Project	23523	21281	Kharif	14569	14569	7860	14569	8100
				Rabi	-	-	-	-	-
5.	Balar Project	16741	8152	Kharif	6880	5567	6064	5567	5966
				Rabi	-	-	-	-	-
6.	Tandula Project	269164	246340	Kharif	101977	101977	87558	101977	89011
				Rabi	40713	-	-	-	-
7.	Khapari Project	4588	6850	Kharif	4588	-	-	-	-
				Rabi	-	-	-	-	-

1. Construction of Field Channel :-Allotment of Rs. 2150.00 lakh was provided for construction of field channels in the year 2012-13, against which Rs. 995.88 lakh was spent till September 2012. Construction was done in 9935 hectare area against physical target of construction in 15926 hectare area. Total no. of structures has reached to 71651 by installation of 3410 structures up to March, 2012 in the year 2011-12. Lining was done in total 175184metre in the year 2011-12. Total 906059metreof lining has been done till now.

2. Visit and Training of Farmers :- Under visit training programme of progressive farmers in the year 2012-13, RS. 9.84 lakh provisioned and 1230 farmers visiting goals determined.

3. Participatory Irrigation Water Management :-Under new innovative scheme launched from the last year 2000-01, aprogramme for promotion has been started with the aim of proportionate distribution of irrigation water among farmers by giving grant to above Participatory Irrigation Water Management Committees in MahanadiAyacut Area. A grant of Rs. 54.04 lakh has been provided to institutions for 6004 ha. area against allotment and target of Rs. 175.00 lakh for 19444 ha. area in the year 2012-13. This amount is debited in any nationalize bank by associate water consuming institution and maintaining the field channel by interest amount.

4. Minimata (Hasdev) Bango Project :- Works of main dam on Hasdev river, a main tributary of Mahanadi - the main river of Chhattisgarh State, near Bango village and 42 Km below Korba located barragehave been completed and partially remained construction work of canal system is on completion.

Minimata (Hasdev) Bango Project is a multi-purpose large irrigation project. Hundred percent construction work of the dam has been completed at present. Approximately 801 villages of Korba, Janjgir-Champa and Raigarh districts will be benefitted of irrigation facility after completion of all construction works of the project. Development of 433500 hectare was proposed with 170 percent irrigation intensity against complete irrigation potential of 255000 hectare of the project.

Kharif irrigation was done in 221002 hectare land against the target of kharif irrigation of 247400 hectare in the year 2011-12 by Bango Project.

Target was set for kharif irrigation in 247400 hectare from HasdevBango Project in the year 2012-13, against which kharif irrigation in 220260 hectare has been done till now. It is proposed this year to supply water for rabi crop (summer rice) in 42750 hectare area in right bank canal area of the project.

Electricity is being produced by 3 units of 40 megawatt under the multi-purpose project from power houses situated below the dam. Water is being supply by the project to Korba Nagar Nigam along with NTPC, Chhattisgarh State Electricity Board, SECL and BPCL, etc. Allotment of Rs. 29.337crore is available for the project during the year 2012-13. Total of Rs. 1760.33crore has been spent on the project up to September 2012.

KeloProject :-Kelo Project is proposed on kelo river which is 8 km far from Raigarh city on Raigarh – Ambikapur highway at gram Danot. By constructing this dam out of total land 24396 hact., irrigation in 22810 hac. Kharif Land of 175 gram of Raigarh and JanjgirChampa district (Raigarh, Kharsia, Sariya and Chandrapur legislative area) along with water supply in Raigarh city of 4.44 m.c.m. and 4.44 m.c.m. water supply for industries near by project. Estimated cost is 598.91 crore of project. Project is is in progress, which is decided to complete till 31.04.2014.

Designed irrigation potential is 22810 hac. No any irrigation area is developed against the target since 2011-12. It is proposed to make 7969 ha.in year 2012-13 and remaining 14841 hectare in the year 2013-14. Physical progress of head work and canal work of this project is 95% and 46%, respectively has reached till month September 2012. The cost of project is RS. 59891 lakh crore against 42213.63 lakh expenditure has done till September 2012.

Chapter – 9

Power (Energy)

Along with significant works performed by Chhattisgarh State Electricity Board, achievements attained against targets, progress of different schemes of the State and Central Govt. during the last financial year 2011-2012 etc., the point wise information of different targets and programmes set for the next financial year 2012-13 is as below.

(I) Generation: -

(1) Power Generation - Installed Capacity and Generation

The total installed capacity of power generation was 1,360 megawatt at the time of constitution of the Board, which has increased to 1924.70 megawatt during the last 12 years i.e. by the end of December, 2012. This comprises installed capacity of 1780 megawatt thermal power, 138.70 megawatt hydro power and 6 megawatt others (co-production).

Sl. No.	Power Project	Capacity (Megawatt)	Operation Year
I	Thermal Power House		
1	Korba East – II	4 x 50 = 200	1966-68
2	Korba East – III	2 x 120 = 240	1976-81
3	Dr. S.P.M. Thermal Power House	2 x 250 = 500	2007
4	Korba West	4 x 210 = 840	1983-86
5	BhoramDev Co-Production, Kawardha	1 x 6 = 6	2006
II	Hydro Power Project		
1	MinimataHasdev-Bango	3 x 40 = 120	1994-95
2	Hydro Power House Gangrel	4 x 2.5 = 10	2004
3	Hydro Power House Sikaser	2 x 3.5 = 7	2006
4	Mini Hydro Power House (Korba West)	2 x 0.85 = 1.70	2003, 2009
Total		1924.70 MW	

For Expansion in Electricity production, plants of capacity of 1500MW is under construction by Chhattisgarh State Electricity Production Company of which installation of one unit of 500 MW in korba west expansion and 2 units of 500 MW each in village Madwa-Tendubhata of JanjgirChampa is

under progress and commercial production from these units is expected from February 2013, March 2013 and June 2013 respectively. The total installed capacity of state's own power plants will reach 3424.7 MW after installation of these units which will equal to 78% increase in current installed capacity of 1924.70 MW.

The Board had planned for restoration/modernization of Korba East Power Generation Plants in the year 2000-01 which was completed in the year 2004-05. On completion of restoration work of Korba East Units, there was increase of total 40 MW in the installed capacity and 100 MW in the production availability. The Board spent Rs. 375 Crores on this work, whereby lifespan of Korba East Unit No. 1, 2, 3, 4, 5 and 6 has increased 20 years. Power generation was started by activating two Hydro Power Units of 0.85 megawatt capacity (total 1.70 megawatt) on return canal of Korba West, Hasdeo Thermal Power House on 12 January' 2003 and 29 May' 2009 respectively. Four Hydro Power Units of 2.5 megawatt capacity established in Gangrel started operating on 2 April' 2004, 29 June' 2004, 17 October' 2004 and 5 November' 2004, respectively. Power generation was started by activating Kozan Power Plant of 6 megawatt capacity in Kawardha on 10 August, 2006. Power generation was started by activating two Hydro Power Units of 3.5 megawatt capacity (total 7 megawatt) at Sikaser on 3 September' 2006. Unit no. 1 and 2 of 2x250 megawatt Korba East Plant started operating on 30 March' 2007 and 11 December' 2007, respectively and commercial production from these units started on 21 October' 2007 and 20 March' 2008 respectively.

National Award Golden Shield was awarded to Hasdeo Bango Hydro Power House of Chhattisgarh State Electricity Board (3x40 megawatt) by Ministry of Power, New Delhi on 20 March' 2008 for performance of commendable work during the year 2006-07.

Second Prize was awarded to Dr. Shyama Prasad Mukherjee Thermal Power Plant (2x250 megawatt), Korba East of Chhattisgarh State Electricity Generation Company Ltd. by Ministry of Power, New Delhi on 14 December' 2010 for commendable achievement in energy efficiency during the year 2010.

Due to continuous efforts, the electricity consumption in power plants of C.G. State Electricity Production Company engaged in electricity production which was 10.35% in the year 2000 has been reduced to 9.46% in the year 2011-12.

Plant utility component of thermal power houses in the year 2000-01 was 65.75 percent, which increased to 80.82 percent by the year 2010-11. During this period, 12982.778 million units (thermal 12636.648, hydro 343.780 and other co-production 2.35) of electricity was produced, specific oil consumption was 0.79 milliliter per electric unit, specific coal consumption was 0.771 Kg per electric unit and plant electricity consumption was 9.46 percent.

A target of 12629 million units of electricity production is kept by thermal power plants for the financial year 2012-13. Against this, a production of 9236.232 million units of electricity has been produced by December 2012 in the current financial year 2012-13. Apart from this, a production of 281.460 million units from hydro power and 1.231 million units from other co-production units was achieved.

Specific Achievements of Power Generation Plants during the Year 2010-11

1. All-time maximum monthly power generation of Unit No. 2 of (4x50) Thermal Power Plant, Korba East Plant was 37.828 million unit (101.69% PLF) in the month of February' 2011.
2. All-time maximum monthly plant load factor of Unit No. 4 of (4x210) Hasdeo Thermal Power Plant, Korba West Plant was 100.92% earned during February' 2012.
3. All-time maximum annual power generation by unit no. 1 of Hasdeo Thermal Power House Korba West(4x210) was 1821.91.927 million units (98.77% PLF). Its previous annual record in the year 2009-10 was 1738.84 million units with 94.52% plant load factor.
4. In financial year 2011-12, a total of 12982.778 million units (Thermal 12636.62 million units, hydro 343.780 million units and 2.3497 million units other co-production) of electricity was produced and annual PLF of power

plants was 80.82%. Total electricity production in previous year was 14057.698 million units.

(2). Thermal Plant Utilization Factor (P.U.F.) :-

Efficiency of work performance of plants in thermal power generation is measured as percentage of Plant Utilization Factor (P.U.F.). Sustained growth is being recorded in P.U.F. of plants as a result of skilled management and work performance of the Board. Thermal power generation of the board during the year under consideration 2011-12 was 80.82% "Plant Utilization Factor" (P.U.F.).

(3). Power Supplied:-

During the financial year 2011-12, total of 11783.889 million units was sent out in generated power system after auxiliary consumption by thermal, hydro and other co-production power houses. This sent out unit comprised 11441.071 million units from thermal power generation, 341.755 million units from hydro power generation and 1.063 million units from others (co-production).

(4). Fuel Consumption and Specific Fuel Consumption (2011-12):-

Name of Power House	Fuel Consumption		Specific Fuel Consumption	
	Coal Consumption (metric ton)	Oil Consumption (kilo litre)	Specific Coal Consumption (kg per unit)	Specific Oil Consumption (ml per unit)
Korba East :-				
Power House-2	1313040	2859.38	0.918	1.999
Power House-3	1477984	1723.00	0.908	1.058
Korba East Combined	2791024	4582.38	0.913	1.498
Korba East (2x250 mw)	-	-	-	-
Dr. S.P.M. T.P.House	2250077	1120.55	0.715	0.356
Korba West :-				
Power House-1	2491544	1841.81	0.733	0.542
Power House-2	2209585	2456.35	0.728	0.810
Korba West Combined	4701129	4298.16	0.731	0.668

(II) Achievement of Transmission:-

Many significant works of up gradation of transmission system were carried out by the board during the financial year 2011-12, whose brief description is as below :-

(1). Sub-Station Construction:-

At the time of constitution of the board in the year 2000, total no. of high tension sub-stations was 27 only. Their total capacity was 3795 MVA, which has increased to 72 during the past twelve years by the end of the year 2011-12 and their combined capacity has reached to 10477.5 MVA. It indicates growth of 166% in sub-station construction and growth of 176% in their capacity during twelve years period.

Information of sub-station commissioning by transmission company of the board during the financial year 2010-11 and 2011-12 is as below:-

Sl. No.	Voltage Ratio	No. of substations	
		Position of the Year 2010-11	Position of the Year 2011-12
1	No. of 400 KV Sub-Stations	1	1
2	No. of 220 KV Sub-Stations	15	15
3	No. of 132 KV Sub-Stations	52	55
4	No. of HVDC Sub-Stations	1	1
	Total	69	72

(2). Building of Power Lines:-

Total power lines of extra high tension were 5205.46 Circuit Kms at the time of constitution of the transmission company (earlier board) in the year 2000 which has increased to 8735.67 Circuit Kms in the past 12 years by the end of the year 2011-12.

Due to construction of extra high tension new power lines of length 619.35 Circuit Kms by Transmission Company during the consideration year 2011-12, the total length of power lines by the end of year reached 8735.67 Circuit Kms. In this way, 7% increase was achieved during the year in power lines and a total of 67.82% increase was achieved during the past twelve years since constitution of the board. Voltage ratio of Electricity system in the state as in the year 2011-12, the details of power lines is as follows:-

Sl. No.	Voltage Ratio	As on 31 st Mar '11	Increase in year 2011-12	As on 31 st Mar'12	As on 31 st Oct'12
Extra High Tension Lines					
1	400 KV Lines	337.91	370.09	708	1030.95
2	220 KV Lines	2629.01	156.42	2785.43	2897.43
3	132 KV Lines	4789.48	92.76	4882.24	4975.19
4	HVDC Lines	360.00	--	360.00	360.00

(II) Achievement of Distribution:-

Many significant works of up gradation of transmission, sub-transmission and distribution system were carried out by the board during the financial year 2011-12, whose brief description is as below :-

(1) Sub-Station Construction:-

At the time of constitution of the board in the year 2000, total no. of sub-stations and distribution sub-stations was merely 29,940 and their combined capacity was 2984 MVA, which has increased during the last ten years to total of 75951 at the end of the year 2011-12 and their combined capacity has come to 9867 MVA, respectively. It indicates growth of 154 percent in sub-station construction and growth of 231 percent in their capacity during twelve years period.

Voltage ratio accordant information of sub-station commissioning by the board during the financial year 2010-11 and 2011-12 is as below:-

Sl. No.	Voltage Ratio	Number of Sub-Stations: Position at end of	
		Year 2010-11	Year 2011-12
1	33/11 KV Sub-Station	691	734
2	11/0.4 KV Sub-Station (Distribution Transformer)	69986	75217
Total		70677	75951

(2) Building of Power Lines:-

Total power lines of extra high tension, high tension and low tension were 98858 Km at the time of constitution of the board in the year 2000, which has increased during eleven years to 211390 Km in the year 2011-12.

Due to construction of new power lines of total 13134 Km of extra high tension, high tension and low tension by the board during the year 2011-12, total 211390 Km of power lines were existing at the end of the year. Thus, there was growth of 6.62 percent in power lines during the year and growth of 114percent in working period of twelve years from constitution of the board.

Details of power lines till the year 2011-12 according to voltage ratio of power system in the State is as below :-

Sl. No.	Voltage (KV)	Position of 31 March, 2011	Growth in the Year 2011-12	Position of 31 March, 2012
I	High Tension Lines			
1	33 KV Lines	14843	679	15522
2	11 KV Lines	66500	4543	71043
Total High Tension Lines		81343	5222	86565
II	Low Tension Lines			
1	400-230 Volts	116913	7912	124825
Grand Total :-		198256	13134	211390

(3). General Development Work:-

Following development works were carried out by the board in the year 2011-12 under general development schemes for sub-transmission and distribution:-

Achievements during Year 2011-12 under General Development Scheme			
Sl. No.	Description	Unit	Achievement
1	33 KV Line Construction	Km	227
2	11 KV Line Construction	Km	556
3	Distribution Line for Services	Km	495+67 (Conversion)
4	Distribution Line for Street Lights	Km	13.26+4.45 (Conversion)
5	Street Lights (Points)	No.	2734
6	New Distribution Transformer	No.	1567
7	Distribution Transformer Capacity Augmentation	No.	394
8	Connections Supplied during the Year (Total)	No.	118298
i)	Single Phase	No.	104597
ii)	Three Phase	No.	13508
9	High Tension Connection	No.	193

(4). Target of Sub-Transmission and Distribution System Tasks for the Forthcoming Year:-

Provision of Rs. 387crores expenditure has been made by the board in the coming year 2012-13 for strengthening sub-transmission and distribution system and installing equipments necessary for energy audit in the entire system, under which targets have been kept for completing following tasks :-

Sl. No.	Description	Unit	Target
1	33 KV Line Construction	Km	600
2	11 KV Line Construction	Km	650
3	33/11 KV Sub-Station	No.	80
4	Capacity Augmentation of 33/11 KV Sub-Station	No.	65
5	11/0.4 KV Sub-Station	No.	1400
6	Capacity Augmentation of 11/0.4 KV Sub-Station	No.	400

(5). Rural Electrification

As per Population Census 2001, 19196 villages are electrified by the end of financial year 2011-12 out of total 19744 villages in the State. During the year 2011-12, total 7 villages have been electrified by the board by conventional means, 14 villages have been electrified by Electricity Distribution Company and 14 villages have been electrified by CREDA by non-conventional means. Thus, electricity was delivered in 35 villages in the State during the year. **Level of electrification in the State was 97.22 percent as per Population Census of 2001.**

There are total 548 un-electrified villages in the State as by the end of the financial year 2011-12 as per Population Census 2001, 507 villages out of total 548 un-electrified villages, in which electrification by conventional method of installing power lines is not feasible due to forest barrier, are to be electrified by non-conventional energy sources. Forest barrier free villages are to be electrified under Rajiv Gandhi Rural Electrification scheme.

(6). Electrification of Majra-Tola :-

After Population Census 1971, actual information related to number of majra-tolas in the State is not available in any of the Population Census report. However, a total inhabited locality in the State is definitely mentioned in the report of Population Census 2001, on the basis of which only number of total majra-tolas in Chhattisgarh State is estimated to be 35,096.

685majra-tolas have been electrified during the year under consideration, due to which total 24190 majra-tolas i.e., 68.92 percent majra-tolas in the State have been electrified by the end of the year 2011-12. As per policy of the Central Govt., all households of the State have to be provided electricity facility by the end of 12th Five Year Plan. To meet this end, electrification work is under progress in 18 districts under the approved Rajiv Gandhi Rural Electrification scheme.

(7). Electrification of Pumps:-

Approximately 202400 new irrigation pumps have been electrified during the last seven years (2005-06, 2006-07, 2007-08, 2008-09, 2009-10, 2010-11 & 2011-12) after formulation of new policy and target for pump/tube well electrification by Chhattisgarh State Electricity Board and the State Govt. with the aim of providing more and more irrigation facility to farmers of the State. Under the new policy, total expenditure of Rs. 50,000/- has been increased to Rs. 70,000/- per pump for line extension, so that more and more farmers are benefitted and there is less financial load on farmers.

A provision of Rs.177.25 crores was kept in the year 2011-12 whereas during the year a claim of Rs.225.49 crores was sent to state Govt. For the year 2012-13, a provision of Rs.177.08 crores was made in the State Govt. Budget

(8). Kisan Samridhi Yojana (Indira Khet Ganga Yojana) :-

A scheme with the name of Indira Khet Ganga Yojana has been launched by the State Govt. in the year 2002 (presently, this scheme is known by the name of Kisan Samridhi Yojana), under which farmers are provided irrigation facility through tube well digging and pump electrification

in those tube wells in districts with deficient rainfall (rain shadow). This scheme is in force in five districts. Presently, limiting this scheme to small and marginal farmers, maximum amount for expenditure incurred on extension of power lines for electrification of tube wells has been fixed Rs. 60,000/- per pump.

Under this scheme, power lines were extended for works of electrification of total 562 tube wells in the year 2011-12. Thus, works of line extension of total 14846 tube wells were completed up to the year end.

(9). BPL Connection (Single Light) :-

As per directions of the State Govt., facility of BPL (Single light) connection has been provided to harijan, tribal and below poverty line families of the State. Families coming under the above category, whose houses are within maximum distance of 30 meters from existing low tension line of the board, are being provided BPL (Single light) connections without depositing service connection charge and security money from them. Total 23755 BPL connections were provided to families of the above category during the year under consideration 2011-12. Total 1327343 BPL (Single light) connections are existing in the State up to the end of year 2011-12, who are being supplied power on subsidized rate by the board. Electricity bill amount of first 30 unit consumption of these connection holders is reimbursed by the State Govt. A provision of Rs.86.40 crores has been made in the state budget for the year 2012-13 for reimbursement under the scheme.

(10). Transmission and Distribution Losses:-

Percentage of total transmission and distribution loss was 31.27 in the year 2011-12 which is 2.4% less as compared to the year 2010-11. During the year 2012-13, there is target to decrease loss by 3 percent, for the achievement of which measures are being taken on different schemes.

Comparative Statement of Transmission and Distribution Loss

Sl. No.	Year	Received Unit (M.U.)	Consumed Unit (M.U.)	Loss (M.U.)	Percentage Loss
1	2002-03	9516.39	6303.42	3213.21	33.77
2	2003-04	10393.77	7223.48	3170.29	30.50
3	2004-05	11736.70	8057.05	3679.65	31.35
4	2005-06	12409.58	8855.79	3553.79	28.63
5	2006-07	13374.32	9441.89	4932.43	29.40
6	2007-08	15035.25	10568.90	4462.22	29.71
7	2008-09	17745.66	12021.45	5724.21	32.26
8	2009-10	17232.11	11311.39	5920.72	34.36
9	2010-11	18302.43	12139.12	6163.31	33.67
10	2011-12	19173.63	13177.89	5995.74	31.27

(11). Electricity Consumers:-

Number of low tension consumers is 35 lakh 51 thousand by the end of year 2011-12, which is 6.94 percent more compared to the year 2010-11. Out of this, 23 lakh 29 thousand consumers i.e., 65.53 percent are of rural area, which is 8.93 percent more compared to consumers of rural area during the past year.

Out of total number of consumers, percentage of single light beneficiary consumers is 37.39 and agriculture beneficiary consumers is 7.68 by the end of year 2011-12, which was 34.94 and 7.44 % by year 2010-11 end, respectively.

(12). Pattern of Electricity Consumption:-

Total 13177.00 million unit of electricity was consumed by all types of low tension consumers of the State in the year 2011-12, which is 8.55 percent more than consumption of the last year 2010-11. 42.10% of electricity sold in the State is related to rural area.

Out of electricity sold in the State, 23.56 percent was under domestic head, 4.58 percent under non-domestic, 55.26 percent under industrial, 15.82 percent under agriculture and 0.78 percent under public consumption head (water works and street lights). Share of these heads in rural area was

found to be 25.51 percent domestic, 1.74 percent non-domestic, 37.96 percent industrial, 33.77 percent agriculture and 0.93 percent under public consumption, respectively.

Out of total consumption, consumption of beneficiary BPL consumers was estimated as 18.02 percent and consumption of beneficiary agriculture pump consumers as 14.46 percent in the year 2011-12, which was 3.93 and 10.16 percent in the year 2010-11, respectively.

(13). Revenue Collection:-

Total Rs. 4544.26 crores of revenue was collected from low tension consumers of the State in the year 2011-12.

(14). Outstanding Amount:-

By 2011-12 end, outstanding of electricity consumers came Rs. 2321.26 crore of which Rs.286.58 crore and Rs.2034.78 were due from low and high tension consumers respectively. 58.23% of outstanding was from rural area. While different State Govt depts. owed Rs.7.84 crores, Rs. 65.84 crores was due from State Public Sector Undertakings and Rs.1874.86 crores was due from Railways.

Chapter – 10

Industry

Bhilai Steel Plant: Situated in Durg district of Chhattisgarh State, Bhilai Steel Plant is a major concern of public sector. Like previous years, the plant has established numerous new records in the area of steel production, sale and profit making during the financial year 2011-12 also by making full and best use of its manpower. This plant has been awarded with Prime Minister Trophy for 10 times till now, which is being given to integrated steel plant for excellence. Besides this, Bhilai is also famous in the country in productivity, quality, suggestion, security, environment, CREDA (Chhattisgarh State Renewable Energy Development Agency) etc. areas from time to time.

The plant produced 5.13 million ton hot metal, 4.90 million ton crude steel and 4.29 million ton saleable steel during the year 2011-12, which is 9.1 percent, 24.9 percent and 36.2 percent more than the measured capacity of these products, respectively. This is the only plant in the country which has produced saleable steel more than its measured capacity for 19 consecutive years. During the year 2011-12, production records of 7.29 million ton sinter, 5.1 million ton hot metal, 4.90 million ton crude steel, 2.32 million ton S.M.S.-1 crude steel, 2.58 million ton S.M.S.-2 crude steel, 5.87 lakh ton merchant products, 5.85 lakh ton wire rods, 9.09 lakh ton rail and structural, 7.17 lakh ton finished U.T.S.-90 rails, 11.95 lakh ton finished plates, 32.76 lakh ton finished steel and 42.93 lakh ton saleable steel etc. were established. The production of valuable special production in 64.5% of total saleable steel, 15.6 million ton material handled by the ore handling plant in which 7.86 million ton material unloaded in ore handling plant.

Main Projects in year 2011-12/completed work

1. Reconstruction of coke oven battery no. 6.
2. Dust separation system has been installed in junction house-32 along with the plant level resources, as a result an incredible improvement in work environment and roof top emission is observed.

3. We have started development and replacement of B F gas burner of boiler no. 3 with new fuel efficient burners at power plant -I in February 2011, which saved around 7200 ton coal as well as fly ash reduced by 2000 ton.

Bhilai Steel Plant is continuously improving in technical/economic parameters for leading in competitive economic scenario and earning more and more profits. In this year, 2.994 cubic metre per ton crude steel of water consumption, excellent mill availability of 91.46% in plate mill and 92.55 in merchant mill, average converter lining life 10398, treatment of 14183 heats by ladle furnace etc. are also by far the excellent annual performances. In spite of odd conditions and increase in cost prices, the plant has earned net profit of 2714.75 crore in the year 2011-12. Despite economic depression, this is consecutively twenty fourth year of profit making by Bhilai Steel Plant, which is a world record.

Plan of the Year 2012-13

Target of 5.25 mill. ton hot metal, 5.0 mill. ton crude steel and 4.29 mill. ton saleable steel has been set for the year 2012-13. During April-Sept, 2012 period, the plant has produced 2.69 mill. ton hot metal, 2.59 million ton crude steel and 2.21 mill. ton saleable steel, which is 5.7%, 8.1% and 6.1% more than the production of the corresponding period of last year (2010-11), respectively. The plant has produced more than 3.95 lakh UTS-90 rails for India Railways. Commensurate with requirements of market, 3.14 lakh ton, 3.21 lakh ton, 5.93 lakh ton and 17.01 lakh ton of merchant products, wire rods, plates and finished steel was produced, respectively.

Modernisation and extended schemes (Figs in Mill Tonnes):

Srl. No.	Material	Current measured capacity	Capacity after extension schemes
1	Hot metal	4.080	7.50
2	Crude steel	3.925	7.00
3	Finished steel	2.620	5.85
4	Semies	0.533	0.72

5	Saleable Steel	3.153	6.56
---	----------------	-------	------

New major units in modernisation and ExtensionScheme:

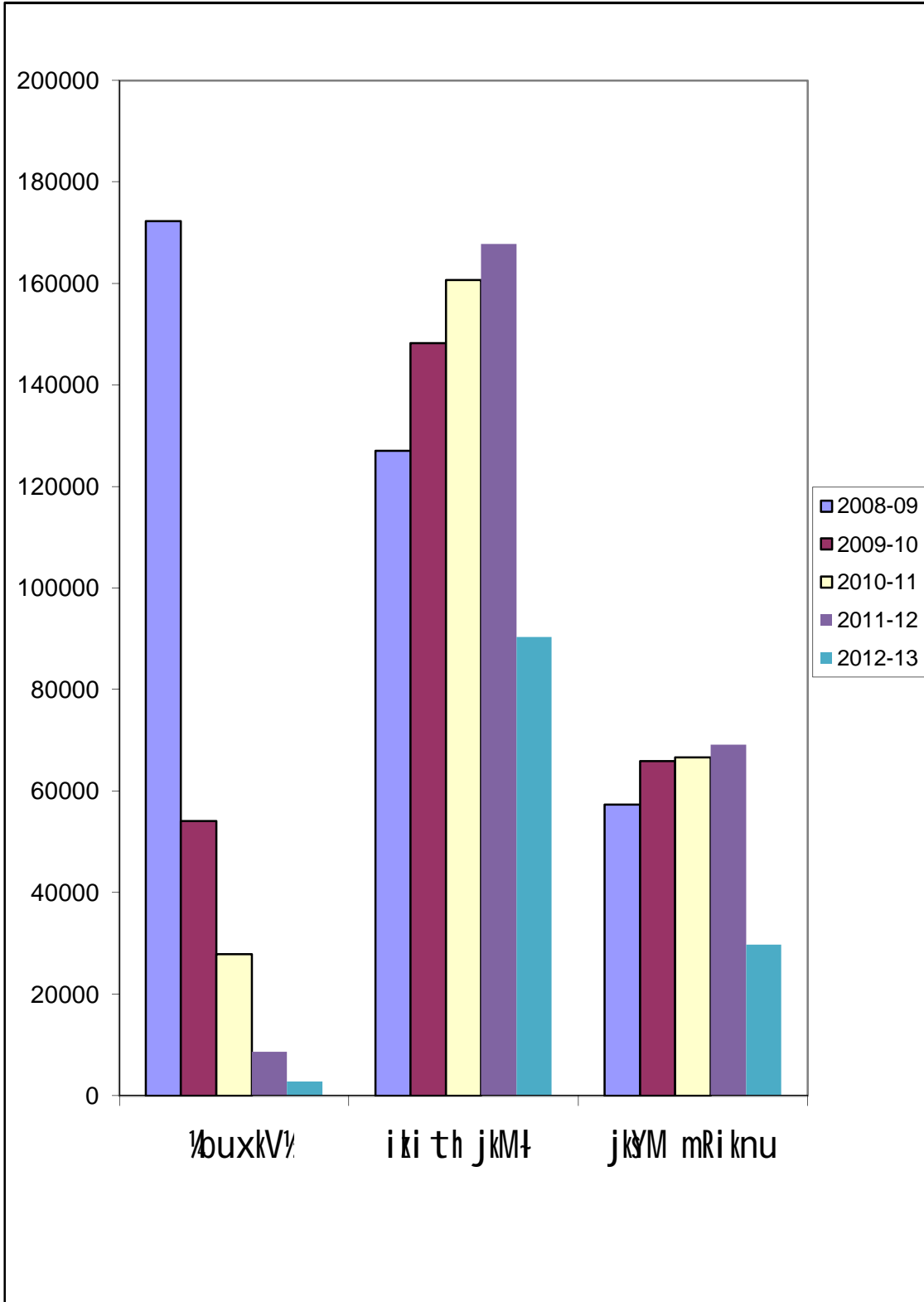
1. New 7 mtr.highenvironment friendly coke oven battery no 11.
2. Amplification of present sinter plant no II and1 additional sinter machine of 360 meter sq.in sinter plant no 3.
3. New modern and energy efficient blast furnace no 8 of 4060 meter cube having capacity of 8000 ton per day.
4. New steel melting shop no 3 having every secondary refinery and casting facility alongwith 4 mill. ton capacity.
5. Modern universal rail mill having capacity of 1.2 mill. for long rail production.
6. New bar and rod mill of 0.9 mill.ton capacity.
7. Amplification and modernisationof capacity of current plate mill to obtain the production capacity of 1.65 mill.ton.

Bharat Aluminium Company Ltd., Korba:

In the year 2011-12, 8671 metric ton of ingots, 167826 metric ton of properzi rods and 69157 metric ton of rolled was produced. Du ring 2012-13, 2785 metric ton of ingots, 90343 metric ton of properzi rods and 29736 metric ton of rolled was produced uptoSeptember, 2012-13.

Bharat Aluminium Company Ltd. Production (in metric ton)

(Reference Table No.-5.1)



Commerce and Industry Department:

MP Industrial Development Corporation, Raipur established by the erstwhile MP Govt. has been constituted as Chhattisgarh State Industrial Development Corporation Ltd. with the aim of accelerating the speed of industrial development in Chhattisgarh. Industrial development centres of the corporation have been established in Raipur, Bilaspur and Durg.

Schemes regarding Subsidy, Exemption and Concessions given by the State Govt. in Industrial Policy 2009-14

1. **Interest Subsidy:-** 75 percent of interest paid on term loan, maximum limit 60 lakh annual, period up to 7 years.
2. **Fixed Capital Investment Subsidy:-** 35 to 45 percent of fixed capital investment, Maximum limit is 500 lakh.
3. **Exemption from Electricity Duty:-** For 10 to 12 years.
4. **Project Report Subsidy:-** 1 percent of fixed capital investment, maximum limit Rs. 4 lakh.
5. **Quality Certification Subsidy:-** 60 % of amount spent, Maximum Rs.1.25 lakh.
6. **Technical Patent Subsidy:-** 60 % of amount spent, Maximum Rs.6 lakh.
7. **Mandi Fee Reimbursement Subsidy:-** 50 percent on stock purchased, Maximum limit Rs.5 lakh annual for a period of 5 years.
8. **ST/SC Award Scheme:-**1st,2nd and 3rd. prize 1lakh, 0.51 lakh and 0.31 lakh, respectively.

Major Industrial Projects and Groups Establishing in State:

Steel plant, Power plant, Aluminium plant, Sponze iron, Coal washry, Rolling Mill, Sugerplants, Induction furnace, ferro alloy, Coal mines, cement clinker, peletisation plant, HTPB bags, water based electricity plant, Tata, Vedanta, Essar, G.M.R., Birla, Lenco Jindal, Monet, IFFCO,K.S.K. group, D.B. power,

NTPC etc. establishing new plants as well as continuously increasing the established capacity of existing plants.

Progress of Executed MOU	Year 2012
1. Total executed MOU	142
2. Total rejected MOU	21
3. Effected MOU	121
4. Proposed capital Investment	Rs.192000 crore
5. Actual investment	Rs.30000 crore
6. Started Projects	58
7. Employment at present	100000

For speedy project implementation, state level monitoring meeting is being arranged to resolve district level issues. The land acquisition for the NTPC Mega thermal Power Plant in the district of Raigarh is under progress

Annual Production capacity of proposed Projects in Core Sector

Aluminium 3.45 lakh ton, Cement 104.6 lakh ton, steel 95 lakh ton, sponge iron 75 lakh ton, power project of more than 50000 MW are under different stages of progress.

Chhattisgarh State Industrial Development Corporation Ltd.

Chhattisgarh State Industrial Development Corporation Ltd. (CSIDC) has been established by transforming MP Industrial Centre Development Corporation, Raipur in the year 2001 after formation of the State.

Work of various industrial promotion activities in the State, viz. publicity, development of infrastructure facilities, setting up of industrial areas, role of being instrumental in marketing of small industries, supply of raw material, operation of Govt. industries, recovery of loans of erstwhile MP Finance Corporation, participation in organization of State festival every year in the capital of the State and participation in India-International Trade Fair in New Delhi on behalf of the State is undertaken by CSIDC.

Schemes of CSIDC:-

(1) Setting up of Large Industrial Areas :-

Tilda, Distt. Raipur,	1730.230 hectare
Dagori, Distt. Bilaspur,	795.920 hectare
Lara, Distt. Raigarh,	1465.847 hectare

Measures have been taken for land acquisition for Large Industrial Area, Dagori, Bilaspur and Lara, Raigarh.

(2) Setting up of Small Industrial Areas :- Proposed Small Industrial Areas

(a) **Industrial Infrastructure Development Corporation (IIDC), Tifra, Distt. Bilaspur** – Industrial Area Tifra, Sirgitti Sector D, Distt. Bilaspur is being set up on approx. 57 hectare land. Work of infrastructure development, viz. road, drainage, street light, water supply etc. has been commenced in this industrial area. Cost of the project is Rs. 18.00 crore.

(b) **IIDC Kapan, Distt. Champa-Janjgir** – Industrial Area Kapan is being set up on approx. 43 hectare land. Work of infrastructure development, viz. road, drainage, street light, water supply etc. has been started in this industrial area. Cost of the project is Rs. 12.50 crore.

(c) **IIDC Tendua, Distt. Raipur** - Industrial Area Tendua is being set up on approx. 21 hectare Govt. land. Work of infrastructure development, viz. road, drainage, street light, water supply etc. will be undertaken in this industrial area. Cost of the project is Rs. 12.20 crore.

(d) **IIDC Teknar, Distt. Dantewada** - Industrial Area Teknar is being set up on approx. 20 hectare land. Work of infrastructure development, viz. road, drainage, street light, water supply etc. is proposed in this industrial area. Cost of the project is Rs. 10.86 crore.

(e) **IIDC Bartory, Distt. Raipur** - Industrial Area Bartory is being set up on approx. 24 hectare land. Work of infrastructure development, viz. road, drainage,

street light, water supply etc. is proposed in this industrial area. Cost of the project is Rs. 15 crore.

(3) Other Product Based Industrial Parks –

(a) Metal Park, Raipur – Metal Park Phase-I with 19.93 ha out of entire metal park with an area of 87.57 ha is established at Rawabhata, 10 kms away from Raipur for industrial use. Application has been invited through news paper from non-polluting micro and small enterprises in metal downstream for allotment of land/plot. Due to receipt of more no. of applications considering availability by the selection committee, the plots require to be sub-divided for which town and country planning department is being approached for the required permission.

(b) Engineering Park, Bhilai - Engineering Park is proposed for engineering products based units on 122 hectare land in Industrial Area, Bhilai. Allocable land is 61 hectare. Modern facilities will be available in this industrial park.

(4) Global Investors Meet 2012 (2nd and 3rd November 2012):-

On 2nd& 3rd Nov 2012, Global investors meet is held at new Raipur to establish the state as better place for capital investment, to embrand the state, to build awareness and to encourage national, international investors regarding the scope of investing in the state, to properly utilize natural resources and to build environment for development for human resources in which more than 500 investors from India & outside participated.

Investors are encouraged for investing in product processing, value addition of minor forest product, herbal/medicinal production, urban infrastructure development, new and renewable energy, IT and ITES, handloom handicrafts, pharmaceutical and bio technology, healthcare and medical tourism.

Proposals were received from national and international investors in the global investors meet held on 2nd and 3rd Nov.2012. 137 proposal for MOU and 135 intent of investment with investment proposal of Rs 123953crors were received as on 3rdNov.2012 with the potential of creation of 621670 employment.

On the strength of the environment so created in the Global Meet, 410 MOU and EOI have been executed with an investment proposal of around Rs. 160000 crore and employment potential of 1000000 till date since Nov.2012. The organisation of such meet in the state is found fruitful for the industrial development of the state. From this, the citizens of the state will be definitely benefited, scope of employment will be enhanced and will be economically development.

Rural Industry (Sericulture Sector)

Rearing of tasar worm in the State is a traditional work. The objective of various operating schemes is to provide self-employment to the local poor, especially poor families of scheduled castes, tribes and backward class residing in rural areas. Chhattisgarh State has the distinction of producing three types of silk varieties viz., tasar, mulberry and eri.

1. Reared DabaTasarCocoon Production Scheme:-

Under this scheme, tasar worms are reared on tasar food plants of Saja, Arjuna existing in the State. Any type of capital investment is not needed for beneficiaries to adopt this scheme. Such farmers, in whose own land tasar food plants are available in sufficient quantity, can also get self-employment by adopting this scheme. The department provides healthy egg groups at subsidized rate and 100 healthy egg groups are provided to each farmer at the rate of Re. 1.00 per healthy egg group, whereby three crops can be produced by farmers in a year. Amount of Rs.550-Rs.950 per thousand is being earned by farmers by production of 5000 to 7000 tasarkosa in each crop. This scheme is being implemented in 129 tasarcentres and 151 centres, marked forest areas of tasar project operating in 17 districts of the State. During the year 2011-12, 635.237 lakh nos. cocoon was produced against the production target of 587.012 lakh nos. reared daba cocoon. 16962 beneficiaries were benefitted under this scheme. Against the physical target of 700.15 lakh nos. of tasar reared kosa production in

the year 2012-13, 160.196 lakh was produced up to the month of Sept', 2012, and 10466 beneficiaries / labourers were benefitted. During the year 2011-12, total 4324.56 hectare under departmental farms, 9787 hectare under forest area and 2046 hectare under sericulture project is effective plantation rich area. Thus, tasar scheme is being operated in total 16157 hectare area, out of which 12069 ha. area has selected for usage.

Production of Reared Tasar Cocoon in Previous Years

Sl. No.	Description	Unit	2007-08	2008-09	2009-10	2010-11	2011-12	2012-13
1.	Reared Tasar	Lakh Nos.	457.10	434.98	438.69	418.96	578.01	160.19
2.	Benefitted Beneficiaries	No.	18991	20067	19511	20596	16962	10466

2. Natural Seed Multiplication and Kosa Collection Scheme:-

In year 2010-11, approx. 370.08 lakh cocoon (72%) production/collection was done and 38802 beneficiaries benefitted under the scheme against the physical target of 1210.00 lakh nos. of natural cocoon. In year 2011-12, approx. 1636.26 lakh cocoon (118%) production/collection was done and 52366 beneficiaries (35% growth over last year) benefitted under the scheme against the physical target of 1392.00 lakh nos. of natural cocoon. During the year 2012-13, 35056 collector beneficiaries have been benefitted by approximate collection of 1030.8 lakh cocoon up to the month of September, 2012 against the target of 2435.00 lakh cocoon production.

Production of Natural Cocoon in Previous Years

Sl. No.	Description	Unit	2007-08	2008-09	2009-10	2010-11	2011-12	2012-13
1.	Natural Kosa Collection	Lakh Nos.	586.74	754.51	809.16	870.08	1636.27	1030.87
2.	Benefitted Beneficiaries	No.	33716	43761	44276	38802	52366	35056

Tasar Reeling Scheme:-853 reeling and 253 spinning machines are operating in different districts of the State. Work of threading is being done by 1058 women of 52 women self-help groups under the scheme. 167.92 metric ton raw spun silk was produced in the year 2010-11. 298.60 million ton raw-spun silk was produced in the year 2011-12, and up to the month of September, 2012 on statistical basis in the year 2012-13.

Production of Raw Silk and Spun Silk in Previous Years

Sl. No.	Description	Unit	2007-08	2008-09	2009-10	2010-11	2011-12	2012-13(Sep 12)
1.	Tasar Raw-Silk and Spun Thread	Kg	126298	146265	160534	167919	298608	178679

Growth in Basic Facilities Available in Sericulture Sector and Assistance to Beneficiaries by Implementation of Catalytic Development Programme:-

Sl. No.	Year	Assistance to Seed Rearers	Assistance to Commercial Rearers	Assistance to Private Grainurers	Assistance to Mulberry Rearers	Training and Equipment Assistance to Eri & Mulberry Rearers	Total
1.	2007-08	100	1000	40	100	0	1240
2.	2008-09	200	700	0	100	150	1150
3.	2009-10	200	500	40	60	210	1010
4.	2010-11	200	500	40	100	0	840
5.	2011-12	-	-	-	-	-	-

Sl. No	Year	Drip Irrigation Scheme in ha.	Grainage Building (Tasar Grainurer)	Rearing House Mulberry	Chowki Rearing Centres	Strenghtening of PPCs
1.	2007-08	30	40	75	0	5
2.	2008-09	100	0	50	05	5
3.	2009-10	60	0	60	05	0
4.	2010-11	20	0	0	02	3
	Total	210	40	185	12	13

Economics of Eri Silk Cocoon Production and Reeling:-

After formation of the State, first time experimental production of eri silk was started by plantation of Castor plants in Jashpur, Surguja, Bastar and Kanker districts. Keeping the success in view, the scheme is being further extended to Pendra area of Bilaspur district and Dharamjaigarh of Raigarh also during the year 2009-10. Physical target of total 49,000 Kg is proposed in the year 2010-11, against which total 4354 Kg eri cocoon has been produced and 488 beneficiaries have benefitted. In year 2011-12 target of 35100 was proposed against which 2780 kg eri cocoon has been produced and 333 beneficiaries have been benefitted. In year 2012-13 total 129 kg eri cocoon has been produced up to the month of September, 2012, against the target of 14900 kg and 216 beneficiaries have benefitted. Pupae of eri silk can be used as eatable and can also be used for preparation of fish feed.

Production of Eri Cocoon in Previous Years

Sl. No.	Description	Unit	2007-08	2008-09	2009-10	2010-11	2011-12	2012-13 (Sep 12)
1.	Eri Cocoon Production	Kg	4370	6127	7948	4354	2780	129
2.	Benefitted Beneficiaries	No.	578	370	728	488	333	216
3.	Plantation Area	Acre	187	99	224	1190	186	177

5 crops of eri silk can be taken in a year and each beneficiary will get annual income of Rs. 8000-9000 in 120 working days and from reeling work, each beneficiary will get annual income up to Rs. 10000-13000.

Mulberry Silk Development and Extension Scheme:- 72 silk centres / silk seed centres, 03 govt. mulberry grainage, 05 reeling unit, 05 twisting unit, 09 cocoon bank, 04 yarn bank are operating in the State. 1639 beneficiaries were benefitted by production of 52348 Kg mulberry cocoon in the year 2011-12. Total 1687 beneficiaries were benefitted by production of 10312 Kg mulberry cocoon up to the month of September, 2012 in the year 2012-13.

Production of Reared Mulberry Cocoon in Previous Years

Sl. No.	Description	Unit	2007-08	2008-09	2009-10	2010-11	2011-12	2012-13 (Sept 12)
1.	Mulberry Cocoon Production	Kg	41632	36224	35125	44484	52340	10312

Rural Industry (Handloom)

Handloom industry has got an important place in rural economy of Chhattisgarh from the point of providing employment. This industry in the state reflects social, cultural traditions of weaver community besides preserving traditional heritage of handloom weaving. Approximately 52000 weavers are attached to this industry directly or indirectly in approximately 17100 handlooms in Chhattisgarh state. Janjgeer - Champa and Raigarh districts of the state are Kosa cloth production areas and Raipur, Durg, Bilaspur, Rajnandgaon, Mahasamund, Kabirdham, Dhamtari, Surguja&Bastar are cotton producing areas. Kosa cloth of the state and traditional cloth of Jagdalpur are famous at national & international level.

(1) Weaver co-operative society, working looms & weaving employment in Handloom area: 2009-10 to 2011-12

Sl. No.	Description	Year wise Progress			
		2009-10	2010-11	2011-12	2012-13
1	Weaver co-operative society	155	158	167	175
2	working looms	15800	16300	16690	17367
3	weaving employment	47400	48900	50070	52101

(2) Regular Employment of Handloom Weavers through Government Cloth Supply Scheme: The position during the period 2000-12 is as follows:

Srl. No.	Description	Yearwise progress		
		2000-11	2011-12	2012-13
1	Cloth demand order	172.57	141.32	117.00
2	Supply	157.24	80.32	86.99
3	Supply of threads	69.44	29.01	16.17

4	Remuneration for weaving	38.96	16.29	12.42
5	Employment in weaving	18000	22000	24000

(3) National Handloom Expo and Handloom Exhibition:-

National Handloom Expo and Handloom Exhibition are being organized in large cities in states. These were organized in Raipur, Bilaspur, Kolkata, Mumbai, Dehradun, Shimla, Delhi, Nainital, Ahmedabad, Nasik etc. The expenditure made towards this during 2008-12 is as follows:

Year	Amount allotted for organizing exhibition (Rs.Lakh)			Amount of sale of Handloom (Rs.Lakh)
	State	Central	Total	
2008-09	29.99	9.00	38.99	290.00
2009-10	51.68	56.00	107.68	550.05
2010-11	52.53	96.00	148.89	736.85
2011-12	60.00	106.00	166.00	603.38
2012-13	60.00	372.00	432.00	-

(4). Establishment of Processing Unit of Blanket and Woolen Blazer:-Under the project at Amagaon, block Chhuriya, distt. Rajnandgaon establishing a blanket processing unit which will generate around 200 local level additional employment opportunities. An amount of Rs. 1.52 crore has been approved by the Govt. for Rajnandgaon district under Rashtriya Sam Vikas Yojana for establishment of blanket unit. Process of scheme implementation is underway.

(5). Unified Handloom Development Scheme:-Unified Handloom Development Scheme has been included in 11th Five Year Plan for overall development of weavers. 10 clusters of the State are approved under the scheme viz., Girsul, Katgi in District Raipur, Chhuikhadan in District Rajnandgaon, Champa and Chandrapur in District Janjgir, Raigarh in District Raigarh, Bakawand in District Jagdalpur, Saldih in District Mahasamund. Project of total amount of Rs. 573.98 lakh are approved under the above cluster scheme. 4160 weavers will be benefitted under this scheme.

(6). Weaver Health Insurance Scheme:-Under the scheme, Rs. 50 is being participated towards the premium being paid by the weaver annually for health

insurance scheme. Insured weaver will get reimbursement up to Rs.15000 health benefit annually. During the year 2010-11, 3815 weaver had been insured. In the year 2011-12, up to the month of Nov, 2788 weavers have been insured. A target of 7000 has been set to insure for the entire year 2012-13.

Chhattisgarh Khadi and Village Industries Board

The main objective of Chhattisgarh Khadi and Village Industries Board is to generate mass opportunities of employment for trained artisans and craftsmen and yarn spinning women with the help of advanced technology by development of khadi and village industries in rural areas. Detail of schemes being mainly implemented by the board is as below:-

Prime Minister's Employment Generation Programme:- Government of India has approved the introduction of a new credit linked subsidy programme called Prime Minister's Employment Generation Programme (PMEGP) by merging the two schemes that were in operation till 31.03.2008 namely Prime Minister's Rojgar Yojana (PMRY) and Rural Employment Generation Programme (REGP) for generation of employment opportunities through the establishment of micro enterprises in rural as well as urban areas. PMEGP is a central sector scheme to be administered by the Ministry of Micro, Small and Medium Enterprises (MoMSME). The Scheme is implemented by Khadi and Village Industries Commission (KVIC), a statutory organization under the administrative control of the Ministry of MSME as the single nodal agency at the National level. At the State level, the Scheme will be implemented through State KVIC Directorates, State Khadi and Village Industries Boards (KVIBs) and District Industries Centres (DICs) and banks. Objectives of the scheme are as below:-

1. To generate employment opportunities in rural and urban areas through setting up of new self-employment ventures/projects/micro enterprises.
2. To provide self-employment opportunities to rural and urban unemployed youth at the local level.

3. To arrest migration by providing long term employment in rural and urban areas.
4. To increase the wage earning capacity of artisans and contribute to increase in the growth rate of rural and urban employment.

Nature of Financial Assistance:- This scheme is being implemented since 2008-09 with the assistance of Govt. of India. Village industry is established in villages having population up to 20000. Credit from banks and subsidy from board is given for setting up of all enterprises except for those which are banned by Khadi and Village Industries Commission. Subsidy up to 25.00 lakh is payable in personal and institutional cases on the basis of project cost. Target has been set to provide employment to 2920 persons on subsidy of 832.79 lakh in 292 units during the year 2011-12. Against that target, subsidy of 1181.52 lakh has been provided by establishing 600 units. In this series, 434.37 lakh in 581 units during the year 2012-13, against that target, subsidy of 1337.06 lakh has been provided to 1355 persons. Approved loanee entrepreneur is given three days and fifteen days training in this scheme.

Eligibility:-

1. Beneficiary should be above 18 years of age.
2. There is no income ceiling in the scheme.
3. Project costing up to Rs. 10 lakh in the business/service sector and Rs. 25 lakh in the manufacturing sector are approved.
4. Beneficiary should possess minimum educational qualification of VIII standard pass.
5. Self-help groups who have not availed benefits under any other scheme can avail benefit of this scheme.
6. Institutions registered under Societies Registration Act, 1860.
7. Any Production Co-operative Society.

8. Charitable Trusts.

In the year 2011-12, target was fixed for 292 units with budget provision of subsidy of Rs.832.79 lakh and employment generation of 2920 persons. Against this, 600 units were set up with subsidy of Rs.1181.52 lakh and 3374 persons could be employed. Similarly during the year 2012-13, against the target of setting up of 581 units with the subsidy of Rs.1337.06 lakh, subsidy amounting Rs. 434.37 lakh is paid and 1355 persons could be employed. Loanee entrepreneurs are being imparted training of 15 days duration.

Establishment of Family Oriented Units:- Except for those enterprises which are banned by Khadi and Village Industries Commission, credit from banks and subsidy from board is given under this programme for setting up of commission recognized enterprises. State Govt. sponsored Family Oriented Scheme is implemented in the State for establishment of cottage and small-small low cost village industries in rural areas. Under the scheme, subsidy of 50 percent of equipment cost or maximum Rs. 13500, whichever is less, is provided. Target was set in the year 2011-12 to provide employment to 7828 persons by targeting subsidy of 415.20 lakh in 3914 units in all districts of the State. Against that target, 5905 persons were provided employment. Likewise, during the year 2012-13, target was set to provide employment to 6304 persons under the scheme by giving subsidy of Rs. 423 lakh in the target of 3152 units.

Scheme for Training of Artisans:- Budget allotment of Rs. 28.86 lakh was received in the financial year 2011-12. Budget allotment of Rs. 33.00 lakh was received during the year 2012-13 and target was set to provide training to 648 persons, against which 438 persons were provided the training.

Departmental Khadi Production:

Nine (9) cotton weaving centres have been operated by Khadi Village Industries and 630 village women are provided cotton spinning job on Amber spinning wheel regularly. In these centres, 240 craftsmen are engaged in weaving. In the year 2011-12, against the target of producing khadi worth of Rs.146.58 lakh, khadi worth of Rs.106.52 lakh has been produced till December 2012.

Bamboo Art Centre:-Bamboo Art Centre is run by Khadi & Village Industries Board in Bastar district of the State. Here, artistic items in tribal culture, prepared through tribal women,are sold inside and outside the State and publicity is done. 40 rural tribal women are employed in this centre. Bamboo handicraft of Rs. 8.16 lakh was produced in the year 2011-12. Total Rs. 7.65 lakh of bamboo handicraft was sold including the previous stock. In Yr 2012-13, set a target of producing khadi cloth of rs 200 lakhs, against that production of Rs, 106.52 has achieved up to Dec. 2012.

Chapter -11

Minerals

Land of Chhattisgarh is replete with minerals. Quality of minerals and mineral reserves found in Chhattisgarh attract entrepreneurs to establish industries in the State. Approximately 27 percent revenue of Chhattisgarh is received in form of mineral revenue from exploitation of minerals. There was production of minerals of approximately Rs. 15777.45 lakh value in the year 2011-12. State Govt. received mineral revenue of Rs. 2737.25 crore from minerals in the financial year 2011-12, which is Rs. 275.79 more compared to the previous year. Mineral revenue of Rs. 2156.40 crore has been received up to December, 2012 in the year 2012-13.

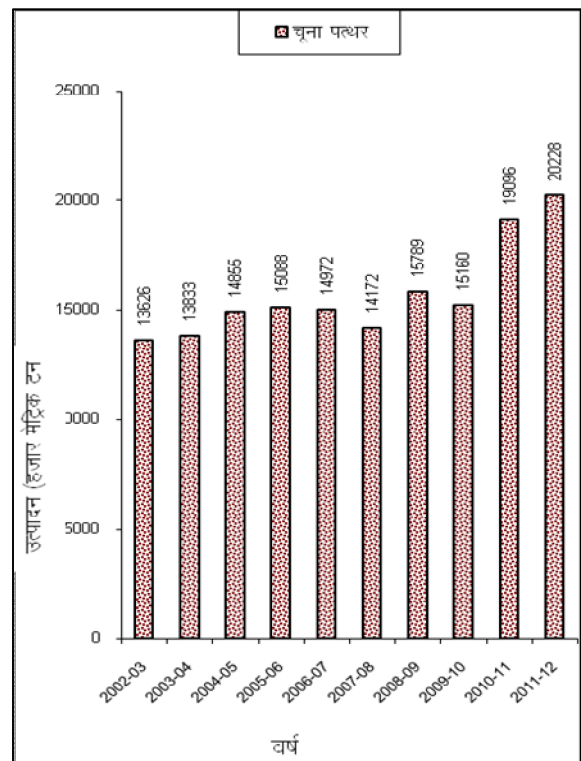
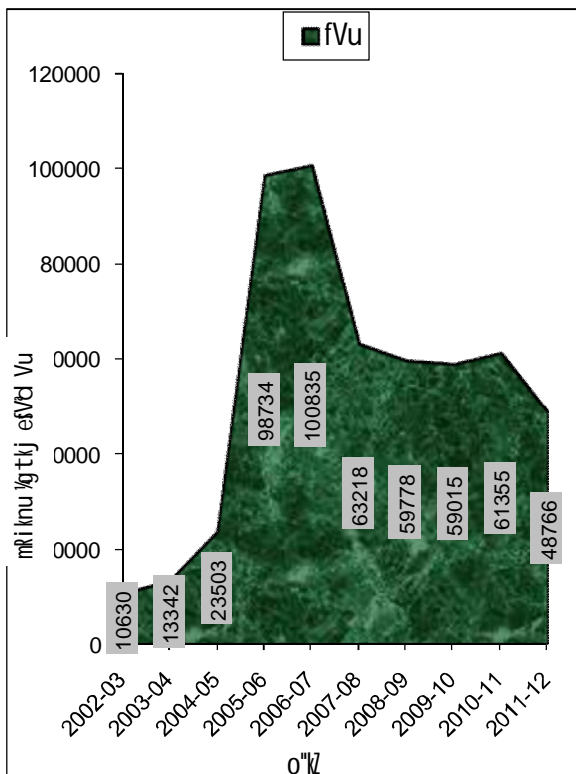
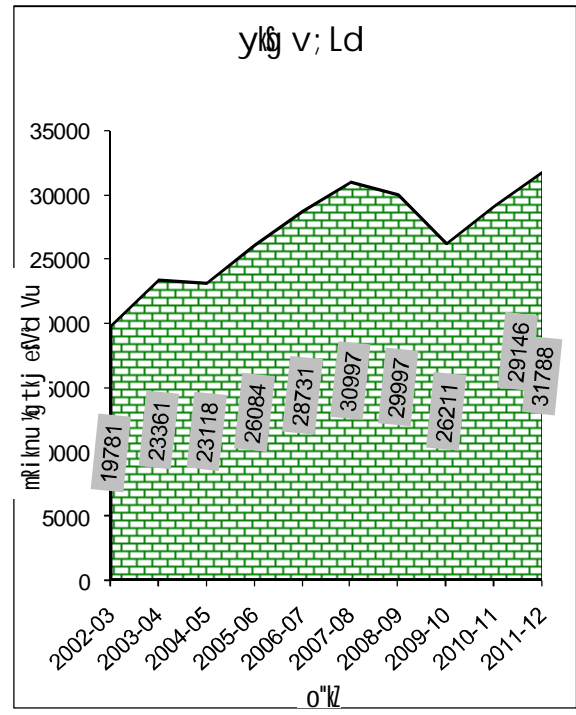
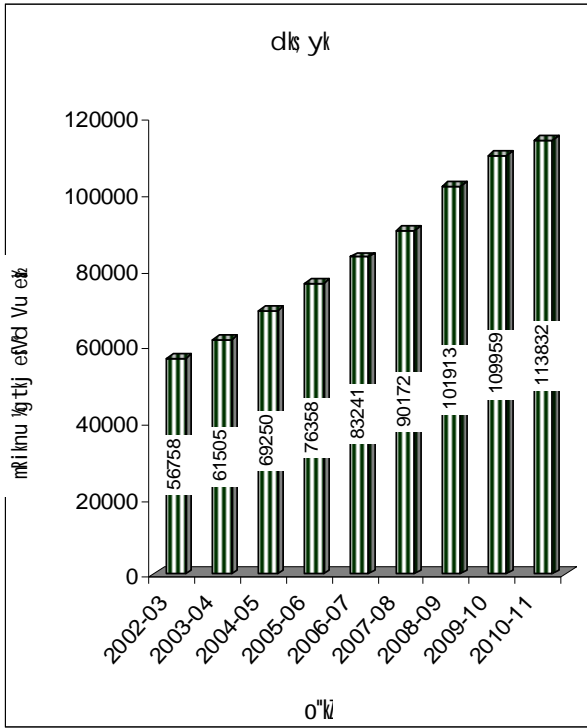
There is abundance and diversity of minerals in Chhattisgarh State. Along with famous iron ore reserve of Bailadila, iron Ore reserve of very high grade has been found in Kabirdham Distt. recently. There is abundance of coal, bauxite, lime stone and dolomite in the State but along with this Chhattisgarh is the sole producer of tin ore of strategic importance in the country.

Box No. 11.1

Achievements of Mineral Exploration Works in the Year 2011-12

Iron Ore	District Kondagaon	51.69 lakh ton reserve estimated in Paavaras kachora area
Bauxite	District Surguja	4.00 lakh ton reserve estimated in Sarbhanja/ Dandakesara areas New areas of bauxite identified in Distt. Mahuari tikra
	District Kabirdham	3.25 lakh ton estimated in Darai area
Coal	District Korba	511.15 lakh ton of additional reserve of coal estimated as a result of prospecting operation in Saila area
	District Raigarh	140 lakh ton reserve estimated from prospecting work in Garepelma area
Lime Stone	District Bastar	Estimation of obtaining 10 lakh ton reserve in village Chitapur/Raikot areas
	District Raipur	179.8 lakh ton of lime stone certified and 680 lakh ton reserve estimated from prospecting operation in village Deogaon-Kurra
	District Kabridham	New area of lime stone identified during survey in village Baroda
Granite	District Kanker	8 new areas of cut & polished granite identified during survey, in which areas of 28 lakhs cubic meter black granite has been demarcated.

Production of Major Minerals (Reference Table No. 5.2)



Mineral Exploration Work :- In the financial year 2011-12, land survey work of 3273 sq. km was done and 130 cu.m. pitting and 5263 m. drilling was done for certification of reserves . Presence of 28210 components was identified by analysis of 5214 mineral samples for determination of quality and category of minerals.

Production of Secondary Minerals :- Details of production of secondary minerals of Rs. 33495.06 lakhs value in the State in the year 2011-12 is as below :-

Type of Mineral	Production Quantity (in ton)	Production Value (in lakh Rs.)
Stone	2817969	2895
Soil	1858016	2603
Murum	3129286	2398
Farshi Stone	38357	104
Granite (Cubic M.)	43	1
Lime Stone	14949883	25493

Chhattisgarh Mineral Development Corporation Ltd. :- CMDC is an undertaking of Chhattisgarh State Govt., in which state govt. holds 100% of the share capital. Main work of CMDC according to short term, medium term and long term work plan of the Corporation is to increase business by development, exploitation and sale of minerals after obtaining concessions of minerals.

Coal/Iron Ore Mineral :-Five coal blocks namely serially Tara, Shankarpur (Bhatgaon-II) & Extention, Sondia, Garepalma Sector-1 and Chandipara-II have been allotted to CMDC by Govt. of India, Ministry of Coal. Joint undertaking company has been formed for development, exploitation and distribution of four coal blocks and detailed investigation of one block (Garepelma Sector-I) is being carried out and the decision will be taken by CMDC early for suitable mining technology for the development and extraction of the coal. Out of above coal blocks, Shankarpur coal block has been de-allocated by Govt. of India, Coal Ministry on 30-11-2012.

Chapter -12

Transport Facilities

Goods vehicles and passenger vehicles have their own special position in internal transport operation arrangement as prime source of road transport due to shortage of rail transport in Chhattisgarh.

Number of total registered vehicles in Chhattisgarh State in the end of March, 2010-11 was 2766 thousand, which has grown to 3099 thousand in March, 2012. Thus, there was growth of 12.06 percent in total registered vehicles. 15.89 percent of this growth has been reflected in cars and jeeps, 11.65 percent in motorcycles, scooters, mopeds, 8.16 percent in passenger vehicle and 14.88 percent in other types of vehicles.

Rs. 508.88crore of revenue was collected in the year 2011-12 from duty and motor vehicles tax, etc., which is approximately 19.25 percent more than revenue of Rs. 426.74crore earned in the year 2010-11. Revenue of Rs. 274.96crore has been collected up to September, 2012 from duty and motor vehicles tax, etc., in the year 2011-12. Revenue of Rs. 220.57crore was realized in the corresponding period of the last year.

Under Department of Transport, only public undertaking established in undivided Madhya Pradesh, MPSRTC (Madhya Pradesh State Road Transport Corporation), was functioning up to 31.12.02. Privatisation has been done in transport sector by dissolving the corporation after formation of Chhattisgarh State. Intrastate and interstate transport has grown due to this. New mutual agreements between neighbouring state have been done. Smart card scheme is proposed for vehicle registration and driving licence. As per the scheme of Central Govt., high security registration plate is to be fixed in every vehicle, which will be prepared in transport office. Computerised check postsequipped with weighbridges are being established in four border posts of the State, viz., Patekohra, Bhagatdevri, Sankh and Wadrafnagar, where Departments of Commerce, Forest, Minerals, Agriculture and Transport can perform the work of checking at one place, which will bring ease in interstate transport.

Under the scheme of computerization of Transport Commissioner Office and 16 Regional Transport Offices, computerization work of Commissioner Office has been completed in first stage and work of remaining offices is under progress. Likewise, Computerised and Integrated Check Posts

are also being established. It is proposed to issue driving licence and vehicle registration certificate through smart card. Registration certificate and driving licence will be given through chip based smart card under this scheme, due to which vehicle owner will get rid of duplication and bogus cases.

Roads and Bridges

Public Works Department, Chhattisgarh is giving special attention to upgradation of roads and construction of bridges after formation of the State. Construction and upgradation work of 1837 Km roads was done in the year 2011-12, wherein works of ballasting, asphaltting, broadening, strengthening and renovation were carried out and 61 large bridges and 14 medium bridges were constructed and work of 161 large bridges and 06 railway overbridges under progress. Construction and upgradation of 711.23 Km roads was done in the year 2012-13 up to September and construction of 27 large bridges and 10 medium bridges was completed and work of 148 large bridges is under progress.

Against total provision of Rs. 2356.94crore in the year 2011-12, expenditure of Rs. 1346.21crore was incurred. Rs. 595.88crore has been spent up to the month of September against provision of Rs. 3222.97crore in the year 2012-13.

Upgradation/reconstruction work of 1188 K.M. of important state highways and district roads is being done with the assistance of Asian Development Bank (A.D.B.) under Chhattisgarh State Road Development Project. Estimated cost of the project is Rs. 1266 crore. Upgradation work of total 1171 Km of road has been completed under this project.

Action has been taken on a new scheme of Rs. 2355 crore for upgradation of 15 roads of approximately 916 Km by availing second loan with the assistance of Asian Development Bank for development of important roads.

Bypass road :- Construction work of 5 bypass roads viz., KoniMopka, Ambikapur City, Sakri to Turkadih, Rajnandgaon bypass road, Ramanujganj ring road is under progress under bypass roads projects 2011-12. In the financial year 2012-13, work of 2 bypass roads (Sakri to Turkadih- Ring road around Ambikapur city) and 6 bypass is under progress.

In the year 2011-12 construction work of Uslapur - Bilaspur railway over bridge is completed and work of 05 railway overbridges under progress. In year 2012-13, construction work of overbridge in Raigarh city, Tekari bridge in Jora-Saddu road, and railway overbridge in Dongargarh was completed and work of 04 overbridges is under progress.

Total 1 work is on progress under road scheme of economic and interstate importance. Expenditure of Rs. 1.04 crore has been incurred till 09/12 in the year 2012-13.

Approval of Rs. 2726.62 crore for 49 road works has been received under LWE (Left Wing Extremist area) scheme, out of which 06 works have been completed and 28 works are under progress.

Box No. 12.1

Information of Important Building works completed in year 2012-13

- Construction work (first phase) of IT college in Korba. Cost Rs. 24.80 crore.
- Construction work of tribal youth hostel in Dwarika New Delhi. Cost Rs. 14.25 crore.
- Construction work of Distt. Office in Narayanpur. Cost Rs. 8.99 crore.
- Construction work of 22 additional court rooms in distt. Durt cost Rs. 6.66 crore.
- Construction work of composite collectorate building in Bijapur. Cost Rs. 10.37 crore.
- Construction work of 1 new rest house building in Kawardha. Cost Rs. 2.35 crore.
- Construction of Badminton court and other indoor games in Vidhan Sabha premises. Cost Rs. 2.00 crore.

Other Important Building works of the Dept. which are under progress

- Construction of Medical College in Jagdalpur. Cost Rs. 98.00 crore.
- Construction of Medical college in Raigarh. Cost Rs. 83.43 crore.
- Construction of High Court Residential building Bilaspur. Cost Rs. 59.44 crore.
- Construction of Jungle warfare college. Cost Rs. 29.53 crore.
- Construction of Polytechnic college building in Janjgeer. Cost Rs. 6.45 crore.
- 182 building works were completed and 402 works were in progress under residential and non-residential building works year 2011-12 of education, health, justice administration, police, revenue and other departments. Rs. 165.35 crore has been spent for these works in the year 2011-12 against allotment of Rs. 497.36 crore. This year work of 112 buildings has been completed and work of 447 buildings is under progress by spending Rs. 83.01 crore up to September, 2012 against allotment of Rs. 554.81 crore.

Chapter -13

Labour and Employment

Employees State Insurance Services

1. No. of dispensaries operating under Employees State Insurance Services is 22 and action is being taken to start 20 new dispensaries.
2. One dispensary each (total 4) was started in Patrapali, Taraimal, Tedesara and Choubey Colony, Raipur in the year 2011. One each (total 4) were started from 01.04.12 in Baikunth (Tilda), Mandir Hasaud, Dhamtari, Rasmada.
3. It has been approved by Hqr., New Delhi of Employees State Insurance Corporation to start one indoor hospital (of 100 bed) each in Bhilai, Raipur and Korba. Whole expenditure on construction and operation of hospitals will be borne by Employees State Insurance Corporation of Central Govt.
4. Under Employees State Insurance Scheme, insured beneficiaries and their families are provided medical benefits by the state govt. Remaining other benefits are provided by Employees State Insurance Corporation.

State Industrial Court, Chhattisgarh

Financial Year 2011-12 (800) - Other Receipts :Revenue collection of Rs. 14465000/- could be realized under penalty amount. Monthly amount of penalty is received from all labour courts established in the state. Estimated financial target could not be achieved due to shortage of labour judges and staff in labour courts established in the state. Besides this, only Rs. 22000/- of duplication fees could be realized against the target of Rs. 32000/- under duplication fees (0414).

Employment and Training

Training Aspect-

Craftsmen Training Scheme was initiated by Govt. of India in 1950 with the objective of placement of educated unemployed in employment in industries and self-employment.

Main objectives of the scheme :-

1. To ensure steady flow of skilled workers for industries.
2. To make educated unemployed suitable for industrial employment by imparting them suitable training, thus reduce educated unemployment.
3. To help ex-servicemen retiring from security forces in their rehabilitation as per requirement.
4. To provide facility of technical training to rural backward class, SC, ST, disabled and women, so that they can get opportunities of employment and can start employment of their own.

44 institutions were operating in 13 districts at the time of constitution of the State. 74 new institutions were started after constitution of the State keeping in view extension of technical education. Thus, currently 118 institutions are operating in 27 District. It may further be added that training was started in additional professions based on modern technology in institutions operating with a view of full utilization of available infrastructure (building). The target has been set by the state govt. to establish ITI in every development block, where there is no ITI, upto year 2014, considering per financial availability & with a view of extension of technical skill.

Training Facility :- 5960 seats were available for training in various professions in institutions operating at the time of constitution of the State, which have increased to 20348 in the year 2012-13. Thus, there has been growth of approximately four times in facility of technical education in institutions in past years.

Centre of Excellence :- 22 institutions have been upgraded as centres of excellence under centre sponsored scheme with a view to provide facility of

multi-skill training for preparing world level skilled workers according to needs of industries, wherein 09 institutions are operating in tribal areas, viz., Bastar, Dondi-Lohara, Korba, Gaurela, Geedam, Mohela Kanker, Keshkal, Gariyaband and Ambikapur.

Upgradation of Institutions under the Scheme of Public Private Partnership

:- Consent was given for upgradation of 41 institutions in the State by various industrial groups under public private partnership in the year 2012-13. Wherein M/S Jindal Power & Steel, Raigarh, Bhilai Steel Plant, Bhilai, National Thermal Power Corporation Ltd. (NTPC), Korba, ACC, Jamul., etc., are prominent. Interest free long term advance of Rs. 2.50 crore per institution has been given by the Central Govt. for upgradation of institutions under the scheme.

Development of Infrastructure :- Under the state plan, 41 institution buildings, 18 additional buildings for Centre of excellence under centre sponsored scheme & 04 girls hostel buildings were constructed after formation of the State. Budget of Rs. 10.00 crore has been provisioned for construction of 26 hostel buildings (04 Girls & 22 Boys) & 06 institution buildings in the financial year 2012-13.

Skill Development Initiative (SDI) Scheme- "Skill Development Initiative (SDI) scheme" has been started from centre's support through Central government, Directorate General of Employment and Training under the Ministry of Labour & Employment, New Delhi for institution/college students, industrial workers, personnel working in private and government offices/organizations, ITI students, school drop-out children, etc . As on Nov, 2012, 5000 beneficiaries were trained and certified and more than 1,200 trainee are attending various courses on MES, as per National Council of Vocational Training(NCVT), New Delhi approved 1450 (MES) Courses, in 79 institutes registered as Vocational Training Provider (VTP) under Chhattisgarh State Skill Development Mission.

English Communication Skill Classes :- With the objective of preparing trainees in centre's of excellence as world class workers, they are also being imparted training of english communication skill, so that they are able to work outside the State and in any part of the world. English Labs are being established in institutions of the State with this objective.

Establishment of Placement Cell :- Establishment of Placement Cells in 05 institutions, viz., Raipur, Bhilai, Raigarh, Bilaspur and Bastar with the objective of employment and tracer study of trainees after training has been approved by the

Major Achievements/Schemes of the Financial Year 2012-13:

In the financial year 2012-13, 10 new ITI established at the cost of Rs. 20.00 crore in different regions of the state respectively Tedesra, Mohela Durg, Megha, Dallirajhara, Ramanujnagar, Janakpur, Janjagir, Hasaud, Badi Kareli and Bhakhara Nearly 2,000 additional youth every year will be benefitted from technical training.

Modern Machine, Tool, Equipment :- Budget provision of Rs. 4358.00 lakh for purchase of machines, tools, equipments for various institutions operating under the scheme.

Under the central sponsored scheme in naxal affected 07 Districts respectively Rajnandgaon, Uttar Bastar Kanker, Bastar, South Bastar Dantewada, Narayanpur, Bijapur and Surguja, budget provision of Rs. 46.00 crore is made for establishment of one ITI in each district & two Skill development Training Center in each district.

Year Wise Detail of Institutions

Year	No. of I.T.Institutes	Growth in No. of Institutes	No. of Institutes where Additional Vocations were Started	Seats Available for Admission	Growth in Seats
1	2	3	4	5	6
2000-2001	44	-	-	5960	-
2001-2002	56	12	-	6408	448
2002-2003	61	05	-	6664	256
2003-2004	61	-	10	7048	384
2004-2005	61	-	08	7328	280
2005-2006	68	07	15	8236	908
2006-2007	80	12	02	10078	1842
2007-2008	87	08	42	14600	4522
2008-2009	89	02	09	15364	764
2009-2010	91	02	05	15816	452
2010-2011	101	10	11	17304	2208
2011-2012	108	07	05	18988	1684
2012-2013	118	10	02	20348	1360

Detail of Year Wise Budget and Expenditure (in Lakh Rs.)

Year	Plan			Non-Plan			Total		
	Provision	Expenditure	%	Provision	Expenditure	%	Provision	Expenditure	%
2005-06	1163.11	763.55	65.65	1557.54	1282.60	82.35	2720.65	2046.15	75.21
2006-07	3340.18	1591.89	47.65	1463.46	1226.43	83.80	4803.64	2818.32	58.67
2007-08	4983.63	2655.39	53.28	1764.68	1429.59	81.01	6748.31	4084.98	60.53
2008-09	5465.26	1763.69	32.27	1984.70	1632.00	82.23	7228.95	3395.69	46.97
2009-10	4940.11	2296.17	46.48	2294.50	2315.27	100.91	7234.61	4611.44	63.74
2010-11	8102.51	2318.33	28.61	2849.70	2717.63	95.37	10952.20	5035.97	45.98
2011-12	12459.15	2785.29	22.36	3559.20	2856.54	80.26	16018.35	5641.83	35.22
2012-13 (Sep 12)	13068.00	650.72	4.98	3906.60	1362.12	34.87	16974.60	2012.84	11.86

Panchayat and Rural Development

Mahatma Gandhi National Rural Employment Guarantee Scheme :-

'Mahatma Gandhi National Rural Employment Guarantee Act - 2005' Bill was passed in Lok Sabha on 23 August, 2005 for strengthening the commitment of livelihood security in rural areas. The main points of the scheme are as below :-

1. There is provision for providing minimum 100 days employment in a financial year to adult members of each family of rural area on demand of unskilled manual work.
2. In case of failure to provide work within 15 days of the request, the applicant will be entitled to unemployment allowance.
3. Registration of rural families and distribution of employment card is done by Gram Panchayat
4. Application for work will be given by the applicant to the Gram Panchayat/District Panchayat.
5. As per binding provisions of the Act, the ratio of wages and material at the Gram Panchayat level is to be kept at 60:40 under the scheme.
6. Employment is to be provided within 15 days of the demand for work by at least 10 adult members of a rural family.

7. There is provision of social audit in every six months for proper management of the quality and utility of works under the scheme.

1200.17 lakh man days were generated by spending Rs. 2046.10 crore against total available amount of Rs. 2492.95 crore in the year 2011-12. 26.57 lakh families were provided employment on the basis of demand. Upto the end of Sep, 12 in the year 2012-13, 590.01 lakh man days were generated by spending Rs. 995.06 crore against total available amount of Rs. 1419.71 crore. 17.52 lakh families were provided employment on the basis of demand.

Golden Jubilee Village Self-Employment Scheme :-The objective of this scheme is to bring below poverty line families above the poverty line by establishment of small-small several enterprises and providing them basic and technical training. Financial grant of Central and State Govt. in this scheme is 75 and 25 percent at present. There was target for credit mobilization of Rs. 169.80 crore in the year 2011-12, against which 58355 families were benefitted by achieving financial target of Rs. 171.43 crore up to the month of March, 2012, wherein 8719 scheduled castes, 26312 scheduled tribes and 38232 women were benefitted. An amount of Rs. 90.63 crore has been spent up to March, 2012 out of available amount of Rs. 93.99 crore. Target has been set for credit mobilization of Rs. 140.00 crore in the year 2012-13, against which achievement up to the month of September, 2012 is Rs. 37.45 crore. Total 12765 families have been benefitted up to the month of September, 2012, wherein 1739 scheduled castes, 6123 scheduled tribes and 8375 women have benefitted. An amount of Rs. 21.07 crore has been spent up to September, 2012 out of available amount of Rs. 34.27 crore.

Indira Awaas Yojana :-Share of Central and State Govt. is 75 and 25 percent for providing hundred percent financial assistance to homeless family living below poverty line in rural areas. From the year 2010-11, grant of Rs. 45000 is being provided for construction of new house & there is provision for grant of Rs 48500 for Naxal affected districts.

Construction work of 43010 new houses was completed by incurring expenditure of Rs. 188.56 from available amount of Rs. 211.90 crore in the year 2011-12. During the year 2012-13, construction of 38001 new houses

has been sanctioned by incurring the expenditure of Rs. 92.00 out of available amount of Rs. 131.30 crore up to the month of September, 2012.

Prime Minister Gram Sadak Yojana :-

This scheme has been launched by Govt. of India on 25 Decemeber, 2000 in whole of the country. The main objective of the scheme is to provide connectivity to all unconnected settlements with a population of 500 persons and above (250 persons and above in the case of hilly/desert/tribal development blocks) with perennial (all-weather)paved (pucca) roads.

Financial Year 2012-13

Construction Work :-Approval of 217 roads, length 579 km, cost Rs. 221 crore for IAP districts Rajnandgaon and Kawardha has been received from Govt. of India under Phase 9. Tender proceedings of these roads is under progress.

Upto the end of Sep, 2012 in the financial year 2012-13, Rs. 104.40 crore has been spent by completing 302.35 km length of 56 roads out of previously sanctioned remaining works. 172 settlements connected to these roads have been benefitted.

Thus, out of total approved 5941 roads, length 27420.27 km under Pradhanmantri Gram Sadak Yojana, 4395 roads, length 19764.56 km have been bituminized and completed from beginning of the scheme to Sep, 2012 end. Till now, Rs. 4935.94 crore has been spent against approved amount of Rs. 7203.34 crore whereby 8916 settlements of the state have benefitted.

Mukhyamantri Gram Sadak Evam Vikas Yojana :- Total 1354 roads, length 4520.74 km, cost Rs. 2200.52 crore has been included in the budget of 2011-12 and 2012-13 under this scheme. Provision of Rs. 750 crore has been kept in the financial year 2012-13. It is proposed to complete these roads within two years.

Mukhyamantri Gram Gauravpath Yojana :- Under this scheme, concrete cum drain will be constructed on the line of urban areas in those gram panchayats or dependent villages where there is problem of sludge in streets. Total 500 km concrete roads will be constructed in the year 2012-13 in approximately 1000 villages at the scale of 0.5 km per village. Provision of Rs. 250 crore has been made for the year 2012-13.

Panchayat and Rural Development

Mahatma Gandhi National Rural Employment Guarantee Scheme :-

Commitment to strengthening rural livelihood security in the Lok Sabha 'Mahatma Gandhi National Rural Employment Guarantee Act - 2005' Bill was passed on dated 23 August 23, 2005. The main points of the scheme are as below :-

1. There is provision for providing minimum 100 days employment in a financial year to adult members of each family of rural area on demand of unskilled manual work.
2. Failure to act within 15 days of the request in case the applicant will be entitled to unemployment allowance.
3. Registration of rural families and distribution of employment card is done by Gram Panchayat
4. Application for work will be given by the applicant to the Gram Panchayat/District Panchayat.
5. Under the scheme restrictive provisions of the Act, the ratio of wages and content at the Gram Panchayat level is 60:40.
6. At least 10 adult members of rural families have been seeking Job Employment will be available within 15 days.
7. Under the scheme for the proper management of the quality and utility functions provision of social audit is conducted in every six months.

The total amount available in 2011-12 to Rs. 2492.95 crore against Rs amount 2046.10 crore and 1200.17 lakh man-days were created expenditure. Depending on demand 26.57 lakh families were provided employment. In 2012-13 upto September 2012, the total amount available in plan 1419.71 crore against Spent the Rs 995.06 lakh 590.01 lakh man-days were created. Based on the demand of 17.52 lakh families were provided employment.

Obtaining minimum 100 days of employment by a rural family on the basis of demand under Mahatma Gandhi National Employment Guarantee Act has become a right. This act has been implemented in Chhattisgarh State in 13 districts in first stage, in 4 districts, viz., Raipur, Mahasamund, Korba and Janjgir-Champa in second stage from 1.4.2007 and also in Durg district in third stage from 1.4.2008.

1200.17 lakh man days were generated by incurring expenditure of Rs. 2046.10 crore against total available amount of Rs. 2492.95 crore in the year 2011-12. Employment was provided to 26.57 lakh families on the basis of demand. During the year 2012-13, 590.01 lakh man days were generated by incurring expenditure of Rs. 995.06 crore against total available amount of Rs. 1419.71 crore in the scheme up to the month of September, 2012. Employment was provided to 19.56 lakh families on the basis of demand.

Golden Jubilee Village Self-Employment Scheme :-The objective of this scheme is to bring below poverty line families above the poverty line by establishment of small-small several enterprises and providing them basic and technical training. Financial grant of Central and State Govt. in this scheme is 75 and 25 percent at present. There was target for credit mobilization of Rs. 169.80 crore in the year 2011-12, against which 58355 families were benefitted by earning financial achievement of Rs. 171.43 crore up to the month of March, 2012, wherein 8719 scheduled castes, 26312 scheduled tribes and 38232 women were benefitted. An amount of Rs. 90.63 crore has been spent up to March, 2012 out of available amount of Rs. 93.99 crore. Target has been set for credit mobilization of Rs. 140.00 crore in the year 2012-13, against which achievement up to the month of September, 2012 is Rs. 37.45 crore. Total 12765 families have been benefitted up to the month of September, 2012, wherein 1739 scheduled castes, 6123 scheduled tribes and 8375 women have benefitted. An amount of Rs. 21.07 crore has been spent up to September, 2012 out of available amount of Rs. 34.27 crore.

Indira Awaas Yojana :-Share of Central and State Govt. is 75 and 25 percent for providing hundred percent financial assistance to homeless family living below poverty line in rural areas. From the year 2010-11, grant of Rs. 45000

is being provided for construction of new house& The provision of grant of Rs 48500 for Naxal affected.

Construction work of 43010 new houses completedby incurring expenditure of Rs. 188.56 from available amount of Rs. 211.90 crore in the year 2011-12.During the year 2012-13, 38001 construction of new houses have been sanctioned by incurring the expenditure of Rs. 92.00 out of available amount of Rs. 131.30 crore up to the month of September,2012.

Prime Minister Gram SadakYojana :-

This scheme has been launched by Govt. of India on 25 Decemeber, 2000 in whole of the country. The main objective of the scheme is to provide connectivity to all unconnected habitations with a population of 500 persons and above (250 persons and above in the case of hilly/desert/tribal development blocks) with perennial (all-weather)paved (pucca) roads.

Chapter -14

Social Services

Role of development programmes is significant in extension of basic amenities and upliftment of the social level under human resourcedevelopment for all round development of the State. Prominence under these programmes is given to inclusion of education, health, drinking water, environment, scheduled caste/tribe development and inclusion of socially backward, disabled, old and children in the main stream of society by uplifting their standard.

Department of School Education

Along with constitutional commitment, the objective of the department is that every child (6 to 14 age group in particular) gets benefit of free and universal education. Only purposeful expenditure incurred on human resource keeping the scheme in view paves the way for development. System for development of infrastructure, enhancing quality of education, monitoring and supervision is being ensured by the department so that there is participation of everyone in universalization of education. The Govt. is taking up development of education in such a way that students have access to education facility. Children are being attracted for entrance in educational institutions by awakening the society towards education with implementation of various schemes. Main schemes of the department, which are being operated with above objectives, are as below:-

1. **Chhattisgarh Soochna Shakti Yojana:-**

For providing free computer education to all girl students of the State –

- Computer training is being given by NIIT.
- Govt. is paying at the rate of Rs.54.00 per girl student for 186000 girl students of 1189 high schools and higher secondary schools of the State.
- Computer training centres have been established in 16 districts of the State.

- 400 centres are operating under the scheme from 2009-10 session, wherein approx. 78000 girl students are getting benefit of the scheme. ICT scheme is being implemented in 300 schools at present and is proposed for 1900 schools.
- Rs.3695.50 lakh has been allotted under the scheme for the year 2011-12.

2. Saraswati Cycle Supply Scheme (Free of cost):- Girl education is being promoted by providing free bicycles to SC & ST girl students studying in high schools of the State. Supplying of bicycles to even girl students of backward class and general category studying in 9th standard from the session 2007-08 is facilitating transport to schools and also, attracting girls towards education.

Ladies black bicycles have been distributed to girl students under the scheme. 46367 girl students have been provided bicycles by incurring expenditure of Rs.2474.34 lakh during the year 2010-11, rest under process. For 2012-13 the goal is to distribute 1 lakh bicycle with provision of Rs. 2996.60 lakh.

3. Free Uniform Supply Scheme:-Under the scheme, free supply of uniforms to students of SC, ST and BPL category studying in primary schools (Class 1 to 5) is being given. From 2012 -13 session student except those coming under general and OBC APL category, will be given two sets of uniform each. For this scheme Rs.30 crore has been provided in the year 2011-12, whereby 882848 students will get the benefit of free uniform supply scheme.

4. Student Accident Insurance Scheme:-Boy and girl Students studying in govt. and aided primary schools to the college level have been provided protection of accident insurance under the scheme, wherein assistance of Rs.10000 is given in case of accidental death, total disability or permanent disability and Rs.5000 in case of body part fracture or partial disability and assistance of Rs.500 is given for treatment. In 2011-12, 65 lakhs students have been insured with an expenditure of Rs.55 lakh and for the year 2012-13, Rs.65 lakh has been provided.

5. Free Text book Distribution / Library Scheme:-

All boy/girl students of class 1 to 8 are being distributed free text books under this scheme. Girl students studying in class 9 to 10 in govt. and aided schools are being given free text books from the year 2005-06. Text books and other books were supplied to SC, ST and all boy/girl students of class 11 to 12 in the year 2008-09 through the book scheme.

Free text books are being provided to all boy-girl students of class 1 to 8 through SarvaShikshaAbhiyan (The Education for All Campaign) and Department of School Education (PathyaPustak Nigam). Allotment of Rs.46.80 crore was received for the year 2011-12, whereby 53.18 lakh students of the State were provided text books by incurring expenditure of Rs.46.03 crore. Rs.47.23 crore has been provided for the year 2012-13.

6. Mid-Day Meal Programme:-

Cooked food is being provided under the scheme for an average of 200 working days. 200-240 days is applicable as working days. Approximately 3716300 students in 48129 schools of 146 development blocks of the State are being benefitted.

In the State, food is being cooked by Panchayats in 11960 schools, by women self-help groups in 26927 schools, by head masters in 8057 schools, and by 3 self-help voluntary organisations.

An expenditure of Rs.753.76 lakh is proposed for management, monitoring and evaluation of mid-day meal centres. Evaluation of this was done through outside agencies. Computer operator has been hired for this in District Hqr. Expenditure of Rs.146.26 crore has been incurred against budget allotment of Rs.271.21 crore in the year 2011-12. The budget allotment is Rs.589.26 crore for the year 2012-13.

Year-Wise Started Number of Schools:- Arrangement is made by Department of School Education for development of infrastructure of education, delivering education at every doorstep and providing schools within access limit of students. Number of schools till this day from the State formation onwards is as below:-

Sl. No	Description	2007-08	2008-09	2009-10	2010-11	2011-12	2012-13	Total
1	Primary School	399	9	1	319	193	8	929
2	Secondary School	446	25	404	85	140	30	1130
3	High School	146	276	09	218	1136	0	1785
4	Higher Secondary School	84	146	31	95	101	200	657
Total		1075	456	445	717	1570	238	4501

Construction of 1244 primary school buildings, 8608 secondary school buildings and 37292 additional rooms has been approved till this day from 2002-03 onwards under this education campaign. 1370 primary level GyanJyotiVidyalaya have been opened on availability of 10 children in tribal areas. Approval for 1136 high schools and 101 higher secondary schools has been given. 1803 working children through 36 night shelters and 2350 children through operation of 24 dormitories in tribal areas were connected to the main stream of education. 7422 school left out children were connected to the main stream of education through residential bridge course by preparing 18 pota cabins in naxal affected areas of Dantewada and Bijapur districts.

RashtriyaMadhyamikSiksha Abhiyan:

- During the period 2009-10 to 2011-12, 1351 secondary schools have been upgraded to High school.
- 1641 existing schools have been strengthened
- 405 houses have been sanctioned for the teachers hailing from faraway places.

Model School :-

In all 74 educationally backward development blocks, model schools have been established. In these schools, students of class 6 to 12 would be taught in CBSE curriculum through English medium and all the students would be provided free text books.

Rajiv Gandhi Literacy Mission

The objective of SarvaShikshaAbhiyan is the universalization of primary education, under which there is target to provide convenient, useful and relevant education to all children of 6 yrs. to 14 years up to the year 2010. To achieve this objective, efforts are still continuing incessantly from the year 2001 onwards under SarvaShikshaAbhiyan. Under these efforts, primary school would be opened within radius of one kilometer of all settlements for students of class I-V and for the students of class VI-VIII, schools would be made available within 3 km radius of such students. The task of opening primary and secondary schools under primary education is almost completed. However, due to increase of population and establishment of new settlements, 8 primary and 30 upper primary schools have been opened during the year 2012-13 under Sarva Shiksha Abhiyan. By this, 9797 primary schools and 7780 pre secondary schools have been established in the state by now. This includes 1540 new primary schools opened during 2006-2008 in tribal area considering availability of minimum 10 students. Sanctioning of new posts of teachers, recruitment of teachers, construction of school building, construction of additional rooms, teachers' training, supply of text books, drinking water facility, toilets, ramp construction, etc. are taken up under Sarva Shiksha Abhiyan.

1. Training of Teachers:-Under SarvaShikshaAbhiyan, in the year 2012-13, 133000 teachers were trained during the summer vacations so that students could be provided with qualitative education.

2. Education of Disabled Children:- 80222 disabled children with special needs are identified under inclusive education. Checkup camps were held at the level of district hqrs. and development block for check-up and need assessment of identified children and necessary measures were taken for undertaking surgery, providing artificial equipments, issuing certificates etc.

3. Management of special residential and non-residential training centres

Arrangement is being made to admit the school leftout&non admitted children according to their age & also for free special residential/ non residential training.providefree education to school left out children through residential /

and non-residential bridge course. During 2012-13, against the target of 64860 left out students, 36343 such students are imparted special training and 21949 students are admitted to different conventional classes as per their ages.

4. Dormitory schools:- Conventional Schools could not be established in such village/settlement in tribal districts where 10 children of 6-14 yrs. age are not available. To overcome this, 24 schools with dormitory of 50 seats in each are established in the districts of Dantewada, Jagdalpur, Kanker, Jashpur, Ambikapur and Korba to teach 1200 students. Similarly in the districts affected by significant school dropouts, namely Janjgir- Champa, Kabirdham, Dhamtari and MahasamundBilaspur&Raigarh, total 23 such schools with 50 seater dormitory have been established and 1123 children are being provided quality education with free lodging and boarding.

5. Kasturba Gandhi Residential Girls School :- Under this programme, education up to class eighth along with residential facility is being provided free of cost to school left out girls of poor families of backward and facilities devoid areas of the State, who are unable to continue further education after passing class fifth. Total no. of such types of schools sanctioned in the State is 93. Girls studying in these schools are being provided food, uniform, copy-book, stationery, soap-oil, etc. free of cost. Total enrolled no. of girls studying in all these 93 schools is 9300.

6. National Programme for Education of Girls at Elementary Level (NPEGEL) :- Under SarvaShikshaAbhiyan, this special programme is implemented in educationally backward area (E.B.B.), where rural female literacy rate is less than the corresponding national rate of 46.13 and where difference in national female-male literacy rate is more than 21.7 percent, and also, where population of SC/ST is 5 percent or more than that and where female literacy rate is less than 10 percent, and urban filthy slum area, for ensuring elementary education to all girls of 6-14 yrs., ending female-male discrimination, ending difference in female-male literacy rate, bringing awareness in women towards education and connecting women with educational activities.

This programme is operated in 74 (E.B.B.) development blocks of 14 districts of Chhattisgarh State.

7. Right to Education Abhiyan – for making awareness: Booklets for making awareness regarding “Right of Children to free Education Act – 2009” are printed and distributed to schools and school management committee in adequate numbers.

Health Services

Health Institutions in the State as on November, 2012

Sl. No.	Name of Institution	Number
1	District Hospital	27
2	Civil Hospital	14
3	Civil Dispensary	29
4	Community Health Centre	155
5	Primary Health Centre	764
6	Sub Health Centre	5136
7	Leprosy Home and Hospital 100 Bed	1
8	Health Care Related Training & Research Centre in the State in Raipur	1
9	Urban Family Welfare Centre	14
10	Leprosy Home and Hospital 10 Bed	2
11	Regional Family Welfare Training Centre	1

National Programme for Control of Blindness (NPCB):-

Vision 2020 Programme has been launched by the Govt. of India from the year 2002. Against the target of 1.00 lakh cataract operations for the year 2011-12 in Chhattisgarh State, 88969 cataract operations were done, which stood at 89.00 percent of the annual target. 15019 students were distributed free spectacles after eye examination of 1149853 students under School Eye Screening Programme. Target of 89000 cataract operations has been set in the year 2012-13, against which 29199 operations have been completed up to the month of October, 2012. Eye examination of 8.58 lakh students was conducted and 6520 spectacles are distributed free of cost under School Eye Screening Programme. 83 eyes have been received in donation up to the month of October 2012 in the year 2012-13.

National Tuberculosis Control Programme (NTCP):- Information of T.U. (Tuberculosis Units) and M.C. (Microscopic Centres) operating in all districts under Revised National Tuberculosis Control Programme (RNTCP) is as below:-

Sl. No.	District	DTC	T.U.	M.C.	Proj. Population
1	Raipur	1	7	36	3509978
2	Durg	1	6	29	3343000
3	Rajnandgaon	1	4	21	1539419
4	Bilaspur	1	5	26	2662077
5	Dhamtari	1	2	9	865481
6	Kanker	1	3	13	748593
7	Raigarh	1	4	17	1493627
8	Kabirdham	1	2	8	838046
9	Janjgir-Champa	1	3	11	1620632
10	Mahasamund	1	2	11	1032275
11	Korba	1	5	15	1206563
12	Jashpur	1	3	17	874569
13	Bastar	1	5	23	1411644
14	Korea	1	3	13	659039
15	Dantewada	1	2	10	564500
16	Surguja	1	8	41	2298730
17.	Narayanpur	1	1	4	140206
18.	Bijapur	1	1	5	282347
	Total	18	66	309	25090726

There are 88776 new suspicious TB patients who were checked from 1st January to September, 2012 (up to third quarter) in all RNTCP operated districts, wherein 10522 positive TB patients were found. In the state 7291 TB patients are under free treatment including 8233 positive cases. In the State, success rate of positive T.B. patients is 87 percent, annual rate of newly detected patients is 53 percent and annual rate of new sputum positive patients is 55 percent.

National Leprosy Eradication Programme (NLEP):- The objective of this programme is to control the disease through regular and complete Multi Drug Treatment (MTD) after detection of all patients hidden in the society so that the disease stops spreading and prevalence rate of the disease comes to one person or less per 10,000 of population.

The leprosy prevalence rate of the State was 8.2 per 10,000 at the time of formation of Chhattisgarh State, which is 2.15 per ten thousand in the month of September, 2012. Number of under treatment patients is 5439 at present up to September, 2012, who are being given regular multi drug treatment free of cost. Campaign is being run in those development blocks, whose prevalence rate was 2 or more than 2, for coming up of patients by self-motivation to check-up centres by means of providing leprosy related information through consultation and intensive publicity.

Description	As on 31 March						September 2012
	2007	2008	2009	2010	2011	2012	
No. of Newly Detected Patients	6052	7784	5453	7647	7383	6999	4063
No. of Cured Patients	7249	6215	8016	7843	7733	7563	3056
No. of Under Treatment Patients	3342	5465	7984	5304	4952	4415	5439

An amount of Rs.167.91 lakh was received from Govt. of India in the financial year 2012-13, against which Rs. 17.65 lakh has been spent till September, 2012.

Family Welfare Programme: Through National Family Welfare Programme, the efforts to reduce fertility rate from 2.8 to 2.1 is prioritized for ensuring social and economic development in the state.

All efforts are being made in the state to achieve couple protection rate at 65 percent, as fixed by Govt. of India. At present, the target of the state is 63.5%.

National Malaria Control Programme (NMCP), Chhattisgarh :- Chhattisgarh State is very sensitive towards malaria. Therefore, malaria is being controlled through EMCP (Enhanced Malaria Control Programme) in tribal primary health centres with the assistance of the World Bank from the year 1997 and through National Malaria Control Programme in remaining primary health centres.

There was target for examination of 4122602 slides (blood strips) for detection of malaria in the year 2011 under Malaria Control Programme in the State, wherein achievement up to October, 2012 was of 2767032 slides. 86413

slides were found positive in this examination, out of which falciparum malaria was found in 66194 cases. Insecticide spray has been done in 7820 villages in the State in two phases from June to October, where average two or more than two malaria patients in population of one thousand have been detected in the last year.

Govt. of India supplies insecticide drugs for spray. 425 m.ton DDT has been received from the GOI in the year 2012.

State AIDS Control Programme:- Number of HIV positives in the State is 13093, wherein percentage of positive women is 37 and that of positive men is 63. Age group of 25 to 49 years is most affected age group. No. of total registered patients in ARTC in the State is 10032.

District Wise HIV Positive

(Up to September, 2012)

Sl. No.	District	HIV Positive	No. of Patients in ART
1	Raipur	5356	1607
2	Durg	1965	852
3	Rajnandgaon	806	-
4	Bilaspur	2047	568
5	Raigarh	232	-
6	Surguja	254	101
7	Jagdalpur	648	236
8	Kanker	134	-
9	Korba	305	-
10	Mahasamund	452	-
11	Dhamtari	119	-
12	Kawardha	375	-
13	Janjgir-Champa	119	-
14	Dantewada	56	-
15	Jashpur	85	-
16	Korea	131	-
17	Bijapur	1	-
18	Narayanpur	8	-
	TOTAL	13093	3364

SanjeevaniHelp Kosh:-SanjeevaniKosh has been established for treatment of serious illnesses of patients living below poverty line, wherein assistance of 1.5 lakh is given to patients suffering from serious accidents, diseases and natural calamity for treatment in recognized medical institutes. An amount of Rs.3.53 crore was given to 394 such persons in the year 2008-09. An amount of Rs.4.20 crore has been given to 269 persons till now for treatment in the year 2010-11, among which 208 heart patients, 6 cancer patients and other patients are included. In the year 2011-12, till date 239 heart patients, 5 cancer patients and 37 other patients totaling 281 persons have been provided assistance of Rs. 2.65 crore. In the year 2012-13, till date 247 heart patients, 7 cancer patients and 32 other patients totaling 297 persons have been provided assistance of Rs. 2.67 crore.

Public Health Engineering Department

Water Supply and Sanitation program:-

Public Health Engineering Department of Chhattisgarh govt. is engaged in supplying drinking water in the state so that the state of Chhattisgarh can get the status of a fully "Nirmal" state. Toll free no. 1800-233-0008 has been started in Public Health Engineering Department for immediate solution of drinking water related problems of common men.

Rural Water Supply Programme :-

Till date, total 72329 habitations have been provided with pure drinking water by installing 226940 hand pumps. Till date, out of the total 2560 sanctioned pipe water scheme 1901 are completed and 116 are partially completed, by which the villagers are provided drinking water through public taps and domestic water connections directly into their dwellings. Further, out of 2931 sanctioned ground water supply scheme 2143 have been completed till date and 370 schemes are under progress while 418 schemes are yet to be started.

Implementation of water supply scheme based on surface water sources in rural areas :-

Pure drinking water is being supplied in the rural areas through hand pumps. Now the department is implementing scheme based on surface water sources in rural areas so that the rural population may receive pure drinking water. Under National Rural Water Supply Program in the year 2012-13, the work is under progress to provide pure drinking water in targeted 7832 villages. Special attention is being given to the quality of drinking water and it is ensured that each drinking water source is inspected once in a year. High presence of iron as well as fluoride is found in some regions of the state.

As on 01-04-2012, out of the identified 72329 habitations, water quality in 8815 has been found affected, of which 8339 are iron affected, 163 are salinity affected and 313 are fluoride affected habitations. In the year 2012-13, 4810 drinking water affected habitations were aimed to be provided with optional arrangement for pure drinking water. The work is under progress.

The villages/habitations where there is no electricity, solar pump based scheme is being implemented. Till date, 265 solar pump based schemes have been implemented to provide drinking water.

Urban water supply program:-

Out of 169 urban bodies, 55 urban bodies are being provided water, based on urban pattern water supply schemes. In 31 urban bodies water supply schemes is under progress and 11 sanctioned schemes are to be started. Making scheme for 28 urban bodies and its approval is under progress. The work is under progress to make schemes for 10 urban bodies. Urban pattern water supply scheme is yet to be implemented in 34 urban bodies.

Total Sanitation Campaign:-

Total sanitation campaign is implemented as "Nirmal Bharat Abhiyan" from 1st April 2012. Effort is being made to implement this scheme speedily. This program is in the priority of the Govt. Total number of targeted families below poverty line is 1568600 and that of above poverty line is 1823853, out of which number of total constructed toilets for BPL is 1084445 and for APL is 854275. Thus, construction of total 1938720 toilets against the target of 3392453 has been completed in the rural areas. Under this scheme out of 52338 targeted schools, 51863 units and out of 10211 targeted Anganwadi centers, 10478 unit toilets have been completed.

Govt. of India has launched scheme of Nirmal Gram Awards for promoting Total Sanitation Campaign, under which 693 village panchayats have been honored with Nirmal Gram Award till now. Under the "Nirmal Gram Award" program of central govt., 816 village Panchayats have been awarded with this award till date, for making village free of open toilets.

Technical Education

Directorate of Technical Education has been established on 01.11.2000 for quality development, co-ordination and guidance of technical education in the State. Works being done by the Directorate are as below :-

1. Administrative control of Govt. Engineering Colleges and Polytechnic Institutions.
2. Proceedings for admission in all Engineering Colleges/Polytechnic Institutions of the State.

Objectives :-

- All round and multi-dimensional development of technical education.

- Publicity and education of technical knowledge for infrastructure development.
- Development of latest technology and intellectual human resource.
- Use of latest technology in pollution free exploitation of mineral resources of the State in the interest of State.
- To provide guidance and consultation in establishing various plants/industries in the State according to international standards.
- To build suitable environment for technical and professional education in the State.
- Develop aptitude in girls/boys towards employment oriented courses.
- Extension and presentation of new technical branches and institutes for granting technical knowledge of international standard.

Various courses being run in technical institutions of the State:-

(a) Graduate Courses :- Biotechnology, Chemical Engineering, Electronics and Instrumentation Engineering, Electrical Engineering, Mechanical Engineering, Metallurgical Engineering, Civil Engineering, Computer Science Eng., Electronics and Telecommunication Engineering, Information Technology, Mining Engineering, Mechatronics, Architecture and Pharmacy.

(b) Post Graduate Courses:-

- M. Tech. :- Mechanical Engineering, Civil, Electrical, Electronics and telecommunication, computer science Engineering, Electrical and Electronics
- MBA
- MCA
- M PHARMA

(c) Diploma Courses :- Civil Engineering, Computer Science Engineering, Mining Engineering, Instrumentation Engineering, Information Technology, Printing Technology, Pharmacy, Modern Office Management, Mechanical Engineering, Electrical Engineering, Metallurgical Engineering, Electronics and

Telecommunication Engineering, Chemical Engineering, Architecture, Costume Design and Dress Making, Interior Decoration and Design.

Position of Technical Education in the State

Sl. No.	Institutions	As on 1 November, 2000		As In the Year 2012-13	
		No. of Institutions	Admission Capacity	No. of Institutions	Admission Capacity
1	Engineering	11	2750	50	19590
2	Polytechnic	10	1495	23	3820
3	MCA	4	210	10	660
4	MBA	3	160	24	1560
5	M.Pharma.	0	0	05	156
6	B.Pharma.	0	0	11	660
7	D.Pharma.	01	30	09	510
8	Architecture	01	20	01	80
9	ME/M.Tech.	0	0	09	646
	TOTAL	30	4665	142	27682

Admission Process :- Qualifying examination 10+2 pass is must for engineering course BE. Admission in engineering institutions is given on the basis of merit list in state level competitive examination PET and all India AIEEE. Admission in ME/M.Tech.is based on marks obtained in GATE. Qualification for MCA and MBA is graduation and admission is given on the basis of joint entrance examination. Admission in Polytechnic Institutions is given on the basis of state level competitive examination PPT and necessary qualification for admission is 10th pass.

Achievements:- (1) Polytechnics in tribal majority and naxal affected districts Bijapur, Narayanpur, Kanker and Dantewadahas been started from 2010-11

session. Govt. Polytechnics in Jashpur, Baikunthpur and Gariaband also started from the current session. Polytechnic Institutions in Bijapur, Narayanpur, Kanker, Baikunthpur and Jashpur have been established under centre sponsored scheme.

(2) Keeping in view development and use of information technology in the State, work of establishment of IIIT with the co-operation of NTPC is under progress.

(3) IIM in the State started from the 2010-11 session in Raipur.

(4) Admission in BE, B.Pharm., MCA and Eng. Diploma courses was conducted through online counselling from the year 2010-11.

(5) The chapter of IIT Khadgpur has been started in Raipur district from Year 2012-13.

(6) Community development plan has been started in states polytechnic institutes.

(7) CM High Education Loan Granting Plan has been started.

Progress of the new schemes/programmes started with central govt.'s aid during last two years:-

(1) Set up for Institutions established under the ST sub-plan area—Govt. Polytechnic korea, Jashpur, Bijapur, Narayanpur&Kanker's has been sanctioned. These institutions are working since 2010-11.

(2) Land allotting process is completed for Govt. Polytechnic Korea, Jashpur, Bijapur, Narayanpur&Kanker.

(3) With the aid of Central Govt. HRD Ministry, New Delhi has sanctioned Rs. 12.30 crore for each of the above mentioned institutions for buildings/machinery equipments.

(4) PWD has been paid the amount after the Govt.'s approval for the buildings of Govt. Polytechnic Korea, Jashpur, Bijapur, Narayanpur&Kanker. Tender after the selection of an architect is under process.

Higher Education

The role of Higher Education Department in the development of Chhattisgarh is of utmost importance. There has been remarkable work in the field of High Education in state.

1. Presently, there are 181 Govt., 222 Private Un-Aided and 16 Aided Colleges in Chhattisgarh State. Approximately 109748 boys and girls are studying in Govt. Colleges, wherein approximately 20095 are General students, 15813 are Scheduled Caste students, 24030 students are Scheduled Tribe and 49810 students are Other Backward Castes.

2. During the state formation, there were 3 universities, while currently there are 7 state universities and 1 central university. There were no universities in the tribal region, but now, in the tribal areas of Bastar and Surguja there are 2 universities namely, Bastar University, Jagdalpur and Surguja University, Ambikapur.

3. In addition to this, keeping in view, the growing importance of private universities, 6 private universities have been established- Dr. C.V. Raman university Kota, Bilaspur; Mats University Arang, Raipur; Kalinga University village Kotni, Raipur; ICFAI University, village Charoda Durg; ITM University, Uparwara, Abhanpur, Raipur; Maharshi University of Management and Technology Mangla, Bilaspur. A lot of students are getting benefit and higher education level is increasing with the establishment of these universities.

4. 9 new Govt. Colleges have been started by the Department in the session 2012-13 in Kotri dist. Mungeli, Maglrod dist. Dhamtari, Bori dist. Durg, Baloda dist. Mahasmund, Bemetradi dist; Ara dist. Jashpur, Patna dist. Koriya, Premnagar dist. Surajpur, Shankargarh dist. Balrampur. Also 171 posts have been created for these colleges.

5. Under "National Mission of Education through Information and Communication Technology (NME-ICT)" Govt. of India has started a scheme to join universities and colleges through network, for which the expenditure will be incurred by the GOI and state Govt. 104 colleges of the state are to be joined through internet, for which the state Govt.'s share of expenditure has been given to BSNL.

6. For session 2012-13, Department has allowed to start new syllabus in 8 Govt. colleges. Also, 30 posts have been created and budget is being provided, for the execution of new syllabus.
7. There is provision in the budget for construction of building of 4 colleges. Thus, after their completion, all the govt. colleges will have their own buildings except the 9 colleges started during 2012-13.
8. In the year 2001-2011 there was provision for Rs. 47.79 crore in the budget, while in 2012-13 it has been increased to Rs. 506.58 crore. There has been approximately 10 times increase in the budget provision since last years.
9. Chhattisgarh is a state where in spite of the caste and merit based scholarship, BPL Student Welfare Scholarship and BPL Book Bank Plan is being executed by Govt. colleges for students belonging to the BPL families with an aim to provide an opportunity for and encouraging for higher education.
10. In budget there is provision for constructing a building for "Hindi Granth Academy".
11. After the state formation in the year 2011-12, to promote female literacy, 7 out of 9 declared districts, Govt. Girls Colleges have been established, except in Narayanpur & Bijapur District.
12. There is provision in the budget for conservation of manuscripts available in the Sanskrit College, Raipur.

Social Service

Department of Social Welfare is performing duties related to effective Acts and programmes for successful implementation of various public welfare schemes. Programmes related to caring of destitute, old, widow, grass widow and disabled persons, caring of children under Juvenile Justice Act, Juvenile-Observation Homes, etc., are in operation.

1. Social Assistance Programmes

1.1 Social Security Pension :- Monthly social security pension of Rs. 200 is being given under this scheme to destitute older persons of 60 years or above age, destitute widows or grass widows of 50 years or above age and destitute disabled children of 6 years or above age. School going disabled children of 6 to 14 years of age group belonging to below poverty line families, though they may not be destitute, are eligible for pension. Only residents of the State are eligible for pension. Rs. 15105.64 lakh was spent under this scheme in the year 2011-12, whereby 389053 beneficiaries were benefitted. As on September, 2012 in the year 2012-13, 422352 beneficiaries have been benefitted, spending Rs. 7762.06 lakh.

1.2 Indira Gandhi National Old Age Pension Scheme :-

Indira Gandhi National Old Age Pension Scheme is being operated in the state from 1st Oct. 1995. Under the scheme old people of the age group 60-79 years, below poverty line are paid a pension of Rs. 300 per month and old people of age 80 years and above are paid a pension of Rs. 600 per month by the local bodies. In the above mentioned amount Rs. 100 is from state share. 600957 beneficiaries were benefitted in the year 2011-12 by an expenditure of Rs. 16104.82 Lakhs. Up to the month of September 2012 in the year 2012-13, 635488 beneficiaries have been benefitted by incurring expenditure of Rs. 7969.84 lakh.

1.3 National Family Assistance Scheme :- Under the scheme, Rs. 10,000 is given on the death of principal earning member of below poverty line families, of age having more than 18 years and less than 65 years of age. Hundred percent amount is being provided by Govt. of India. Assistance of Rs. 1047.10 lakh was provided under the scheme to 10471 beneficiaries in the year 2011-

12. Assistance of Rs. 457.30 lakh has been provided to 4573 beneficiaries as on September, for the year 2012-13.

1.4 Sukhad Sahara (Pleasing Support) Scheme:- Pension amount of Rs. 200 per month is sanctioned to widows/grass widows and destitute women of 18-50 years under this scheme. Rs. 5049.96 lakh was paid to 210776 beneficiaries in the year 2011-12. Assistance of Rs. 2514.84 lakh has been given to 227546 beneficiaries up to the month of September in the year 2012-13.

1.5 Indira Gandhi National Widow Pension Scheme:- This scheme is in operation since February, 2009. Under this scheme, widows of 40 to 59 years age group of families living below poverty line are given pension of Rs. 200.00 per month by local bodies. Pension amount of Rs. 2625.39 lakh was paid to 116134 beneficiaries under the scheme in the year 2011-12. Pension of Rs. 1351.47 lakh has been paid to 114653 beneficiaries in the year 2012-13, till September, 2012.

1.6 Indira Gandhi National Disabled Pension Scheme:- This scheme is effective from February, 2009. Pension of Rs.200.00 per month is given under this scheme to serious and multiple disabled persons of 18 to 59 years age group of families living below poverty line. Rs.740.89 lakh of pension was paid under this scheme to 30426 beneficiaries in the year 2011-12. Pension of Rs.373.81 lakh has been paid to 32458 beneficiaries as on September 2012, during the year 2012-13.

2. State Grant to Voluntary Organisations:- Following schemes are being operated by Chhattisgarh State as per provisions of Persons With Disabilities (Equal Opportunities, Protection of Rights and Full Participation) Act, 1995. Special schools are being run by the State Govt. in Raipur and Rajnandgaon for locomotor disabled under educational programme. Schools are being run for mentally disabled children in Raipur, Durg, Rajnandgaon, Korba, Dantewada, Janjgir-Champa, Jagdalpur and Bilaspur and for hearing disabled in Raipur, Bilaspur, Durg, Janjgir-Champa, Surguja, Korba and Raigarh. These voluntary institutions were approved a grant of Rs. 164.75 lakh by the Department in the year 2011-12, wherein 1984 children were benefitted. Rs. 64.47 lakh was spent in the year 2012-13 for 2194 disabled children till September 2012.

3. Scholarship Scheme for Disabled:-

Under this scheme disabled students in primary, secondary, higher secondary schools and colleges are getting scholarship of Rs. 50-240 per month according to their eligibility and class. Blind students are given Rs. 50-100 of signifier allowance. Scholarship of Rs. 74.36 lakh was distributed under this head to 13623 disabled beneficiaries in the financial year 2011-12. Scholarship of Rs. 2.56 lakh has been given to 1857 children in the year 2012-13.

4. Artificial Organs/Appliances Supply Scheme:-Tricycles, callipers, wheelchairs, brail kit, crutches, prostheses, hearing aids, cane sticks, etc., are being provided to disabled persons under this scheme. For providing resources and services to disabled persons under this scheme, 50 percent of the cost of aid/appliance is provided to the concerned beneficiary in case of income of Rs.5001-8000 per month and full cost of aid/appliance is provided for income up to Rs.5000 per month. 5830 persons were provided aids/appliances in the year 2011-12 by incurring expenditure of Rs.259.57 lakh from the State head. Rs.9.35 lakh was spent on 354 persons for purchase of aids/appliances up to the month of September, in the year 2012-13.

5. Marriage Incentive Scheme for Disabled:-Rs.21000 per married couple is provided with the objective of social rehabilitation of disabled persons and making them self-dependent. There is provision under the scheme to assist marriageable women of 18 to 45 years age, and men of 21 to 45 years age. Assistance of Rs. 171.15 lakh was provided to 815 married couples in the year 2011-12 and Rs. 69.30 lakh to 33 married couples in the year 2012-13, till September 2012.

6. Social Defence Programme :-

Under **the Juvenile Justice (Care and Protection of Children) Act, 2000**, program is being implemented in the state for law violating children and children requiring care. Under this Act law violating children and children requiring care of age below 18 years are provisioned for protection, maintenance, development, medical care and rehabilitation, by which law violating children are given vocational training and financial assistance. Rs.209.80 lakh was spent on this scheme in the financial year 2012-13 till September, 2012, 1118 juveniles have been benefitted.

7. Programme for Senior Citizens:-

Every year 1st Oct. is seen as "International Senior Citizen Day" for security, protection and honor of senior citizen from JanpadPanchayat level to the state level. 18 Old Age Homes are in the State for destitute older people, where 375 senior citizens are getting benefit. Central grant proposal of Rs. 15.29 lakh has been sent for the year 2012-13 to run activities for senior citizen.

Development of SC & ST

(1) School Education:- Schools from primary to higher secondary level are being run by the Department of Tribal and Scheduled Caste Development in the State. 16627 Primary Schools, 6202 Secondary Schools, 540 High Schools, 691 Higher Secondary Schools, 5 Model Higher Secondary Schools, 5 Girls Education Campus, 11 Eklavya Residential Schools, 1 Gurukul School and 13 Sports Complexes are run by the department.

(2) State Scholarships:- Scholarship for 10 months is given by the Govt. for encouraging students of SC, ST and Backward Class for continuous academic study from class 3rd to 10th .

Financial and Physical Achievements in the Financial Year 2011-12 and 2012-13 (Sep, 12)

Category	2011-12		2012-13 (September)	
	Physical Achievement	Financial Achievement (in Lakh Rs.)	Physical Achievement	Financial Achievement (in Lakh Rs.)
Scheduled Caste	1005165	870.56	35750	438.00
Scheduled Tribe	407925	1047.18	23238	149.35
Backward Class	984706	1907.41	24600	635.00

(3) Post Metric Scholarships:- Post Metric Scholarship is given to students of SC, ST and OBC category who are studying in class 11th or above.

Financial and Physical Achievements in the Financial Year 2011-12 and 2012-13 (Sep, 12)

Category	2011-12		2012-13 (September)	
	Physical Achievement	Financial Achievement (in Lakh Rs.)	Physical Achievement	Financial Achievement (in Lakh Rs.)
Scheduled Caste	54019	60.00	00	0.00
Scheduled Tribe	95446	00	00	00
Backward Class	104125	3500	9200	2563

(4) Scholarships to Children of People Engaged in Unhygienic Occupations:-

This special scholarship is given to students of class first to tenth to attract children of persons engaged in unhygienic occupations towards education.

Financial and Physical Achievements in the Financial Year 2011-12 and 2012-13 (Sep, 12)

Category	2011-12		2012-13(septemer 2012)	
	Physical Achievement	Financial Achievement (in Lakh Rs.)	Physical Achievement	Financial Achievement (in Lakh Rs.)
Scheduled Caste	23782	200	925	17.12

(5) Hostels:- 1847 hostels are being run in the State for students of SC and ST. Admitted students are eligible to receive scholarship for 10 months.

Financial and Physical Achievements in the Financial Year 2011-12 and 2012-13 (Sep, 12)

Category	2011-12		2012-13 (September)	
	Physical Achievement	Financial Achievement (in Lakh Rs.)	Physical Achievement	Financial Achievement (in Lakh Rs.)
Scheduled Caste	12328	2057.18	9168	536.98
Scheduled Tribe	53563	4795.77	40709	1396.83
OBC	166	85.76	170	12.54

(6) Ashram School Scheme:- There is facility of Ashram School Scheme in forest and remote areas of the State where there is lack of education facility. 43 Ashram Schools are being run for SC and 1113 Ashram Schools for ST.

Financial and Physical Achievements in the Financial Year 2011-12 and 2012-13 (Sep, 12)

Category	2011-12		2012-13 (September)	
	Physical Achievement	Financial Achievement (in Lakh Rs.)	Physical Achievement	Financial Achievement (in Lakh Rs.)
Scheduled Caste	2429	522.26	2105	208.47
Scheduled Tribe	70550	7640.19	59090	2367.73

(7) Free Uniform Supply:- Free uniform is being given by Rajiv Gandhi Shiksha Mission to students belonging to SC,ST and OBC category from 1st to 8th class. Financial and Physical Achievements in the Financial Year 2011-12 and 2012-13 (Sep, 12)

Category	2011-12		2012-13 (September)	
	Physical Achievement	Financial Achievement (in Lakh Rs.)	Physical Achievement	Financial Achievement (in Lakh Rs.)
Scheduled Caste	56925	133.51	53103	144.75
Scheduled Tribe	519000	1508.95	477695	860.26

(8) Free Bicycle Supply to girl students:-Free bicycles for transport facility are given to girls studying in class ninth and tenth.

Financial and Physical Achievements in the Financial Year 2011-12 and 2012-13 (Sep, 12)

Category	2011-12		2012-13 (September)	
	Physical Achievement	Financial Achievement (in Lakh Rs.)	Physical Achievement	Financial Achievement (in Lakh Rs.)
Scheduled Caste	4393	120.79	60145	1440
Scheduled Tribe	32156	884.18		-
Other Backward Class	13774	177.68		-
Specially Backward Tribe	751	7.34	1331	20

(9) Girls Literacy Incentive Scheme :- Under the scheme, such girls of SC and ST, who take admission for continuing further study after passing class fifth, are given incentive amount at the rate of Rs. 500 per year.

Financial and Physical Achievements in the Financial Year 2011-12 and 2012-13
(Sep, 12)

Category	2011-12		2012-13 (September)	
	Physical Achievement	Financial Achievement (in Lakh Rs.)	Physical Achievement	Financial Achievement (in Lakh Rs.)
Scheduled Caste	32430	162.15	13500	89.04
Scheduled Tribe	62600	313	39200	196

(10) SC & ST (Prevention of Atrocities) Act:- Immediate relief scheme to needy families was implemented for compensation of loss as a result of atrocities done by upper castes towards SC& ST people.

Financial and Physical Achievements in the Financial Year 2011-12 and 2012-13
(Sep, 12)

Category	2011-12		2012-13 (September)	
	Physical Achievement (Family)	Financial Achievement (in Lakh Rs.)	Physical Achievement (Family)	Financial Achievement (in Lakh Rs.)
Scheduled Caste	546	111.94 (Centre+State)	52	21.31 (Centre+State)
Scheduled Tribe				

(11) Reimbursement of Examination Fees:- Examination fees of students of SC & ST appearing in examination of Secondary Education Board is being reimbursed by the Govt.

Financial and Physical Achievements in the Financial Year 2011-12 and 2012-13
(Sep, 12)

Category	2011-12		2012-13 (September)	
	Physical Achievement	Financial Achievement (in Lakh Rs.)	Physical Achievement	Financial Achievement (in Lakh Rs.)
Scheduled Caste	NA	11.61	NA	NA
Scheduled Tribe	NA	13.33	NA	NA

(12) Mid-Day Meal Scheme:- This scheme has been implemented from the year 1995 for promoting growth in recorded admissions and regular

attendance of students in primary and secondary schools, under which hot food is served to children of the age group of six to fourteen years.

Financial and Physical Achievements in the Financial Year 2009-10 and 2010-11 (Sep, 10)

Category	2011-12		2012-13 (September)	
	Physical Achievement	Financial Achievement (in Lakh Rs.)	Physical Achievement	Financial Achievement (in Lakh Rs.)
Boys/Girls	1653096	16588.10 (Centre+State)	1595939	3311.48 (Centre+State)

(13) Grant-in-Aid to Private Institutions:- There is provision to provide grant-in-aid to private institutions working for educational upgradation of SC/ST for school, hostel, balwadi, sewing centre for women, etc.

Financial and Physical Achievements in the Financial Year 2011-12 and 2012-13 (Sep, 12)

Category	2011-12		2012-13 (September)	
	Physical Achievement	Financial Achievement (in Lakh Rs.)	Physical Achievement	Financial Achievement (in Lakh Rs.)
Grant-in-Aid	9	2057.92 (Centre+State)	9	294.21 (Centre+State)

(14) Special Backward Tribes Agency:- Special Agency has been constituted for development of 5 special backward tribes in the State, viz., Aboojhmaadiya, Kamaar, PahaadiKorva, Birhor and Baiga, through which works of infrastructure, community works and family orientation works were accomplished.

Financial and Physical Achievements in the Financial Year 2011-12 and 2012-13 (Sep, 12)

Category	2011-12		2012-13 (September)	
	Physical Achievement (Work)	Financial Achievement (in Lakh Rs.)	Physical Achievement (Work)	Financial Achievement (in Lakh Rs.)
Work	362	3480.39	-	-

(15) Scheduled Caste Development Authority:- This Authority has been constituted with the objective of social and economic development of persons residing in dense scheduled caste areas of the State.

Financial and Physical Achievements in the Financial Year 2011-12 and 2012-13 (Sep, 12)

Category	2011-12		2012-13 (September)	
	Physical Achievement	Financial Achievement (in Lakh Rs.)	Physical Achievement	Financial Achievement (in Lakh Rs.)
Work	1583	3964.01	317	583.82

(16) Chief Minister Knowledge Incentive Scheme:- Talented students of SC/ST, who have passed with maximum marks in tenth and twelfth examination, are given incentive amount of Rs.10000 under this scheme. There is provision to provide incentive to 700 ST and 300 SC students every year.

Financial and Physical Achievements in the Financial Year 2011-12 and 2012-13 (Sep, 12)

Category	2011-12		2012-13 (September)	
	Physical Achievement	Financial Achievement (in Lakh Rs.)	Physical Achievement	Financial Achievement (in Lakh Rs.)
Scheduled Caste	300	29.30	1000	0.00
Scheduled Tribe	700	67.60		

(17) Healthy Body Healthy Mind Scheme :-Regular health check-up of students residing in departmental hostels/ashrams is carried out.

Financial and Physical Achievements in the Financial Year 2011-12 and 2012-13 (Sep, 12)

Category	2011-12		2012-13 (September)	
	Physical Achievement	Financial Achievement (in Lakh Rs.)	Physical Achievement	Financial Achievement (in Lakh Rs.)
Scheduled Caste	4347	14.68	6700	0.00
Scheduled Tribe	61623	83.45	21000	0.00

(18) Driver Incentive Scheme :-

The scheme has been implemented from the year 2008-09 for providing driver's training to SC and ST youth. 155 SC and 345 ST youths are aimed to be given training in the year 2012-13.

(19) Air Hostess Training Scheme :- There is target to provide training to 54 and 66 damsels of SC and ST category respectively in the year 2012-13 for which Rs. 138 lakh is provisioned.

(20) Civil Services Exam Incentive Scheme :- Applicants of SC and ST will be provided Rs. 1.00 lakh on being successful at any stage of civil services examination conducted by Union Public Service Commission/ C.G. Public Service Commission, Rs. 0.10 lakh on being successful in preliminary examination and Rs. 0.20 lakh on being successful in civil services main examination conducted by C.G. Public Service Commission. Provision of Rs. 14.00 lakh has been made under the scheme for the year 2012-13.

Women and Child Development

ICDS Scheme:- Integrated Child Development Services (ICDS) project was launched by Govt. of India on 2nd October, 1975 with ambitious objectives of reduction in the level of malnutrition, infant mortality rate, maternal mortality rate, laying foundation of mental intellectual development in children and capacity building of mothers in taking care of needs related to general health, nutrition and development through proper community education. Following six types of services are provided through Anganwadi Centres/Mini-Anganwadi Centres under the scheme. 1. Supplementary Nutrition Diet 2. Pre-School Non-Formal Education 3. Immunization 4. Health Check-Ups 5. Referral Services 6. Nutrition and Health Education. One Anganwadi Centre has been started by Govt. of India for each 1000 of population to provide above services. Mini-Anganwadi Centre for 150 to 300 population and Anganwadi Centre for more than 300 population in tribal/hilly/inaccessible areas have been approved. Mini-Anganwadi Centre for 150 to 400 population and Anganwadi Centre for more than 400 population in rest of the rural and urban areas have

been approved. There have been serious problems like malnutrition, infant and maternal mortality rate in children of 0 to 6 years of age.

After phased manner expansion in number of 20289 AnganwadiCentres approved in 152 Child Development Projects in the State prior to formation of Chhattisgarh, total 43763 Anganwadi and 6548 Mini-AnganwadiCentres are approved together with new 8826 AnganwadiCentres and 4229 Mini-AnganwadiCentres approved in the year 2010. 11.66 lakh children of the age group of 0 to 03 years, 9.41 lakh children of the age group of 03 to 06 years and 4.75 lakh pregnant and nursing mothers are being benefitted through these centres.

According to SRS (Sample Registration System) bulletin, change recorded in number of infant mortality rate through efforts of the department is as below :-

Country/State	Year 2000 Total	Year 2011 Total	Year 2011 Rural	Year 2011 Urban
India	68	47	51	31
Chhattisgarh	79	51	52	49
Madhya Pradesh	87	62	67	42

Supplementary Nutrition Diet Programme:-

Normal and severely malnourished children of 3 to 6 years age are being given breakfast and rice based hot cooked meal through gram panchayats, women self-help groups, urban bodies and normaland severely malnourished children of 6 months to 3 years age and pregnant and nursing mothers are being given wheat based ready-to-eat food in accordance with revised financial and nutrition norms issued by Govt. of India in February, 2009 regarding supplementary nutrition. At present, approximately 20.27 lakh normal children of 6 months to 6 years age, 1.18 lakh severely malnourished children of 6 months to 6 years age and 4.67 lakh pregnant and nursing mothers are being benefitted under Supplementary Nutrition Diet Programme. in the financial year 2012-13 and Rs. 11127.56 lakh was incurred up to the month of September, 2012.

Chhattisgarh MahilaKosh :-

Chhattisgarh MahilaKosh has been constituted for financing, economic independence and overall empowerment of women self-help groups/women. An amount of Rs. 30 crore 78 lakh 73 thousands has been disbursed by the Kosh as loan to 20993 women self-help groups till now since it's constitution in the year 2002. There is provision for disbursement of first time loan up to Rs. 25000 by the Kosh to various groups and loan up to Rs. 50000 after successful repayment, which is effective in both rural and urban areas. This loan is given on simple annual interest rate of 6.5 percent. Loan of Rs. 5 crore 81 lakh 25 thousands has been distributed to 2148 groups in the year 2011-12.

The Enable Plan (SakshamYojana) was started by MahilaKosh from the year 2009-10. Loan of Rs. 1 lakh is given under this plan to unmarried women of 35 to 45 years of age on interest rate of 6.5 percent for starting their own business. Loans up to Rs. 1.65 crore were approved to 181 women under SakshamYojana in the year 2011-12.

Loan of Rs. 718 lakh will be distributed to 2875 self-help groups and under SakshamYojana, loan of Rs. 129 lakh will be distributed to 215 women in the year 2012-13.

Kishori Shakti Yojana:-

During the financial year 2011-12, the scheme was implemented in 92 Child Development Projects and 27402 adolescent girls were benefitted under Kishori Shakti Yojana. School drop-out poor adolescent girls in the age group of 11 to 18 years in each Child Development Project were given training on subjects related to health and nutrition by attaching them to AnganwadiCentres. It may further be added that health examination and sickle cell anaemia examination of adolescent girls was conducted and they were given IFA (Iron & Folic Acid) tablets and deworming tablets. For connecting adolescent girls to social activities under the scheme, constitution of adolescent girls groups on the pattern of self-help groups, slogan writing of child development in villages, caring of malnourished children, etc., works were also carried out under the scheme along with health examination programme of girls and adolescent girls were imparted vocational training.

AyushmatiYojana (Absorbed in Rajiv JeevanRekhaYojana) :-

Women of landless and below poverty line families of rural area are provided special facility of treatment, under which patient women are provided treatment, medicines, tonic and nutrition diet, etc., within medical facility of up to Rs.400 on being admitted for treatment up to one week in District/Medical College Hospital/Block Hospital and within medical facility of up to Rs.1000 on being admitted for treatment for more than one week. This is in addition to free medicines given in hospitals. Attendant coming with patient women is also given facility of comfortable stay and two times of food.

17531 women have benefitted in the financial year 2011-12, For financial year 2012-13, 3942 women have benefitted up to September, 2012.

NariNiketana :- Three NariNiketans are being run in the State for providing shelter and support to orphan, widow, destitute, scorned, deserted women and for providing them free maintenance and rehabilitation. These NariNiketans are running in Raipur, Surguja and Dantewada. Arrangement for free accommodation, maintenance, education, training and rehabilitation of these women is made in the institution.

21 women and 6 children were benefitted in the year 2011-12. During the financial year 2012-13, 28 women and 6 children have benefitted up to September, 2012.

Chief Minister KanyadanYojana :- This innovative scheme has been launched by the State Govt. in the financial year 2005-06. The objective of this scheme is redressal of problems arising with respect to marriage of girls of poor families, checking extravagance on the occasion of marriage, promotion of simple marriages, encouragement of collective marriages and prevention of dowry transaction in marriages.

There is provision under the scheme for incurring expenditure of maximum Rs. 5000.00 for marriage of each girl up to maximum two girls of more than 18 years age of family living below poverty line. From 1st April 2011 the above mentioned amount has been changed to Rs. 10000 for marriage of each girl.

Marriages of 8617 couples were concluded in the year 2011-12, on whom Rs. 952.40 lakh was spent. During the financial year 2012-13, marriages of 1512 couples have been concluded up to September, 2012.

Government Creches (Jhulaghar) :- Government Creches in the State are operating in Bilaspur and Raipur for caring of children of six months to six years of age of working women belonging to lower middle income group.

50 children were benefitted in the year 2011-12. During the financial year 2012-13, 25 children have benefitted up to September, 2012.

Child Protection Homes (BalSanrakshanGrih) :- Five Child Protection Homes situated in the State are operating for providing accommodation, education, food, clothes and training to healthy children of up to 18 years age of leprosy patients. Homes for boys are operating in Kabirdham, Jagdalpur and Durg and for girls in Bilaspur and Raipur. 108 children were residing in such homes in the financial year 2011-12. During the financial year 2012-13, 69 children have been residing in up to September, 2012.

BalwadiSah-SanskarCentre :-Government BalwadiSah-SanskarCentres are operating in Raipur and Bilaspur for physical and mental development of children of the age group of 0 to 6 years, where training of sewing, embroidery, weaving, etc., is also given. 50 children and 15 women were benefitted in the financial year 2011-12. During the financial year 2012-13, 50 children up to September, 2012.

Chapter -15

Co-operative

District Central Co-operative Bank in the State :- Number of banks is six and number of their operating branches is 215 in the year 2011-12. Share capital of banks reached ` 19014.31 lakh in the year 2011-12, in which contribution of the State Govt. was ` 1311.7 lakh. Deposit and working capital of banks reached ` 340363.61 lakh and ` 428038.61 lakh in the year 2011-12, respectively. Loans of ` 192426.50 lakh were distributed by District Co-operative Central Banks in the year 2011-12, wherein ` 181693.50 lakh is in form of short term loan and ` 10733.00 lakh is medium term loan. Total outstanding loan of banks in the same period was ` 128368.86 lakh. 152 District Co-operative Banks earned profit of ` 8662 lakh in the year 2011-12 and 63 banks incurred loss of ` 1204.81 lakh.

Primary Co-operative Agriculture Credit Societies :- Number of Primary Co-operative Agriculture Credit Societies in the State is 1333 in the year 2011-12, which is same as in the year 2010-11. Number of members of these societies reached 15.05 lakh in the year 2011-12.

There are 2.87 lakh scheduled caste and 4.47 lakh scheduled tribe members out of total members. Share Capital of Primary Agriculture Credit Societies was ` 13346.01 lakh in the year 2010-11. This has increased to ` 14347.03 lakh in the year 2011-12. Short term loan of ` 97714.26 lakh was distributed by Agriculture Credit Societies in the year 2011-12 and ` 1982.34 lakh in form of medium term loan. Total outstanding loan amount of banks of societies was ` 99696.60 lakh in the year end.

Chapter -16

Savings and Appropriation

Collection Under Small Savings : Investors are getting attracted towards other financial institution due to lower amount of Interest in small savings schemes compared to other financial Institutions. Hence, Interest of investors has declined in savings schemes.

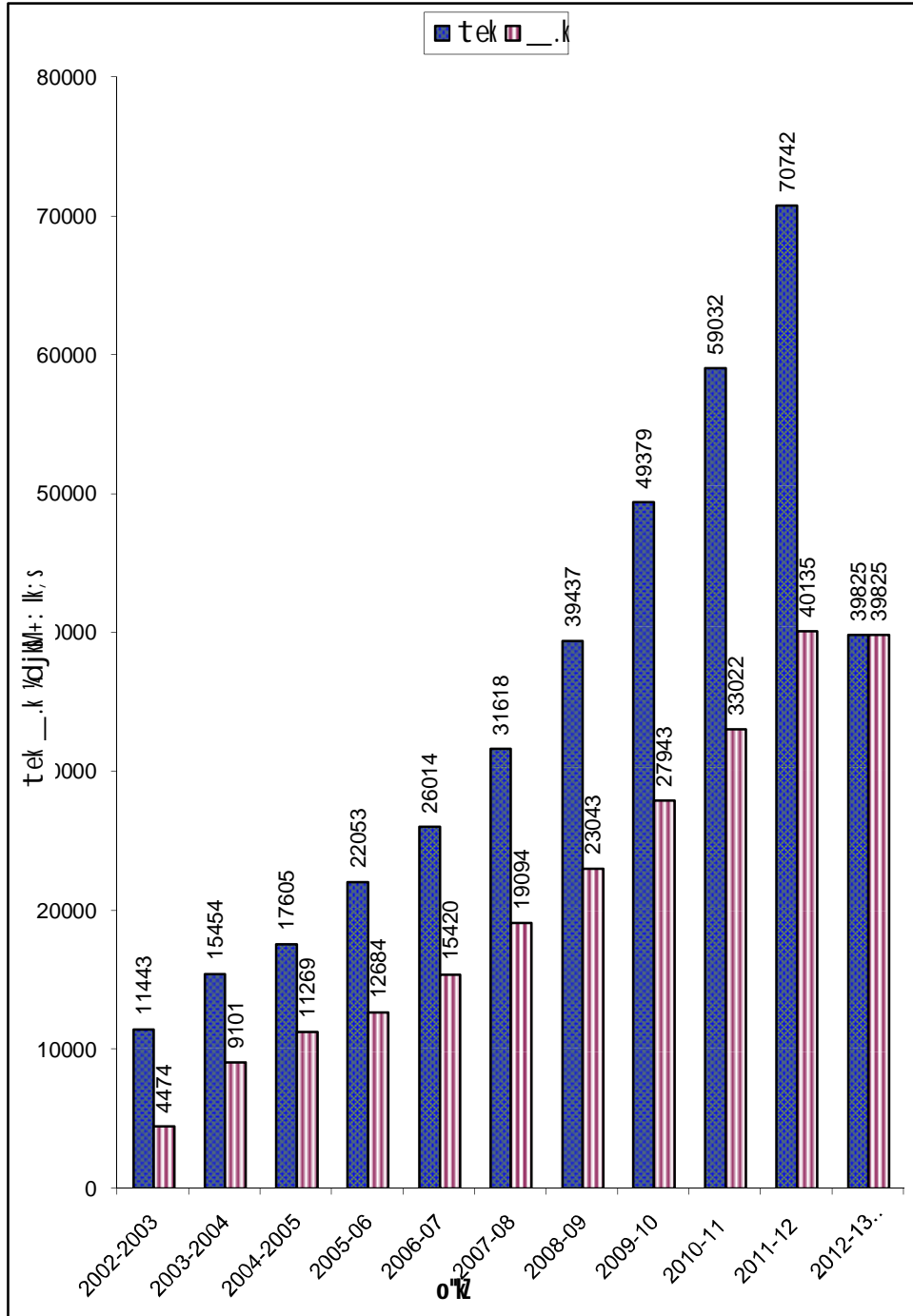
Scheduled Commercial Banks

Number of total braches of all banks in the state is 1912 as on March, 2012 and 1981 branches as on September, 2012. Statement of progress of banks in State under different heads is as below :-

Progress of Banking Works in the State

Sl.No	Description	Mar'2011	Mar'2012	Growth in the last year		Sep'2012
				Amount	%	
1	2	3	4	5	6	7
1	No of Bank	-	50	-	-	50
2	No of Branches	1705	1912	-	12.14	1981
3	No of ATM	-	1063	-	-	1289
4	Total Deposit	59032.73	70742.27	11709.54	19.84	39824.60
5	Total Advance	33022.25	40135.13	7112.88	21.54	39824.60
6	Credit-Deposit Ratio percentage	55.94	56.73	0.79	1.41	53.20
7	Advance in Primary Sector	19443.98	18433.01	-1010.97	-5.20	19832.36
8	Percentage of Advance in Primary Sector out of Total Credit	58.88	45.93	-12.95	-21.99	49.8
9	Advance in Agriculture	9540.32	6651.01	-2889.31	-30.29	7837.29
10	Percentage of Advance in Agriculture Sector out of Total Credit	28.89	16.57	-12.32	-42.64	19.68
11	Advance in Small Industries	7021.29	8057.54	1036.25	14.76	8173.45
12	Advance for Other Weaker Sections	3585.49	4251.81	666.32	18.58	4366.57
13	Percentage of Other Weaker Sections Advance out of Total Credit	10.86	10.59	-0.27	-2.49	10.96
14	Advance to Women	2079.95	2349.95	270	12.98	2324.85

vud pr ok.kT; d cllseatek&_.k jk'k
 ekpZ ds vfure 'kQokj dh fLFkr
 ¼ mHkZ 9-1½



Deposit :- Total amount deposited by banks in the State in the financial year 2011-12 is Rs. 7074.27 crore, which is 19.84 percent more compared to the last financial year 2010-11. Growth of Rs. 11709.54 crore has been recorded in this amount compared to the last year.

Advance :- Total amount of loans of banks in the financial year 2011-12 was 40135.13 crore, which increased by 21.54 percent as financial year 2010-11. Thus, increment of Rs. 7112.88 crore was recorded.

Credit-Deposit Ratio :- This is an important criteria to measure working efficiency of any bank. Credit-deposit ratio of banks in the State in the financial year 2011-12 was 56.73%. This percentage during the same period in the last year was 56.94%.

Advance in Primary Sector :- Total amount of advance in primary sector was Rs. 19443.98 crore in the financial year 2010-11, which by 5.20% to Rs. 19832.36 crore in the financial year 2011-12.

Agriculture Advance :- Total amount of agriculture advance in the financial year 2010-11 was Rs. 9540.32 crore, which by 30.29% to Rs. 6651.01 crore in the financial year 2011-12.

Advance in Small Industries :- Total amount of advance in small industries was Rs 7021.29 crore in the financial year 2010-11, which grew by 14.76% to Rs. 8057.54 crore in the financial year 2011-12.

Advance for Other Weaker Sections :- Total amount of advance for other weaker sections was Rs. 3585.49 crore in the financial year 2010-11, which increased by 18.58% to Rs. 4251.81 crore.

Advance of Woman – Amount of advance for woman class was Rs. 2079.95 Crore in the financial year 2010-11 which grew to Rs. 234.95 crore in the year 2011-12 which is 12.98% more from the past year.

National Bank for Agriculture and Rural Development

1. National Bank for Agriculture and Rural Development (NABARD) has disbursed, Rs. 1149 crores during 2011-12 in Chhattisgarh for agriculture and rural development activities. Out of these Rs. 940 crore has been refinanced to various commercial banks, cooperative banks and regional rural banks, Rs. 153 crore to Chhattisgarh government to strengthen rural infrastructure, Rs 29 crore under various grant-based programs., Rs. 6 crore in the form of subsidies under programs sponsored by the Central Government and Rs. 21 crore has been disbursed as interest waiver (loan exemption) equivalent to crop loans to the cooperative and regional rural banks.
2. During the year, NABARD has disbursed under agricultural sector 940 crore, registering an increase of 56 percent compared to the previous year, of which Rs. 789 crore as Crop loans and Rs. 151 million as term loan were given to commercial banks, regional rural banks and cooperative banks and other affiliated activities for example agriculture and minor irrigation, farm mechanization, dairy development etc.
3. From Rural Infrastructure Development Fund (RIDF), NABARD has provided Rs 153 crore to Chhattisgarh government for basic rural infrastructure development, registering an increase of 121 percent compared to the previous year. The number of projects approved during the year, raised from 12 of the previous year to 853. The fund approved for Rs. 291 crores has a remarkable growth of 141 percent as compared to fund allotted in 2010-11. By implementing these new projects, irrigation facilities for the rural areas which is about 5885 hectares of land would have become possible, for about 263.69 km of rural roads would have been developed and 769 rural warehouse will be built by which 5.332 lakh metric tons of warehousing storage capacity will be developed.
4. (A) NABARD has been carrying out 45 Wadi projects under Tribal Development Programme to enhance the livelihood of tribals, in which 32,924 tribal families of more than 500 villages of 15 districts has been included. During the year Rs 27.75 crore as subsidiary grant has been released for wadi development

B) In 12 selected districts of Chhattisgarh , watershed development program has been initiated in which 20809 hectares of land area has been included. Under this program NABARD has released Rs. 4 .09 crores as grant assistance during the year.

During the year, by NABARD for Development of rural marketing facilities 40 lakh Grant assistance has been provided for preparing 08 Rural Haats.

(C) Chhattisgarh is one of the major rice producing states. NABARD have been assisted to promote intensive rice farming method (System of Rice Intensification - SHRI) to 9,000 farmers in 14 districts, it is noteworthy that the average yield of 60 to 70 quintals per hectare under SRI method has been found compared to traditional paddy production of 15 to 20 quintals per hectare of crop yield.

D) During the year to unleash the potential of transfer of technology to farmers, NABARD assisted in the formation of 457 farmer clubs. Together they have created so far 2530 Farmers Club.

5. During the year under programs sponsored by the Government of India, NABARD has issued Rs 6 crore of subsidy for 312 warehouses, 28 cold storages, 120 agricultural marketing infrastructure and 59 dairy unit.

6. Under Indian Government's interest waiver scheme , NABARD has issued Rs. 21 crores during the year respectively to Chhattisgarh State Cooperative Bank (Rs 15 crore), Chhattisgarh Gramin Bank (Rs 4 crore), Surguja Regional Rural Banks (Rs 1 crore) and Durg - Rajnandgaon Gramin Bank (Rs 1 crore) . In this scheme, upto Rs. 3 lakh of the farmers harvest , the borrower's interest would be exempted .

7. NABARD has approved Rs 274 as loan assistance for the Agrimal project, the project will help the various clusters of 1,000 small and marginal farmers.

Chapter -17

Culture, Archaeology and Tourism

Rajbhasha Ayog: - Staff engaged in promotion and development of Chhattisgarhi language is being paid pay and allowances. There was a provision of Rs. 53.83 lakh for this purpose in the year 2011-12, out of which Rs. 38.00 lakh was spent. There is budget provision of Rs. 85.89 lakh under this scheme in the year 2012-13, out of which Rs. 14.50 lakh has been spent up till now.

Multi Cultural Institute (Bahu Ayami Sanskriti Sansthan): - Multi Cultural Institute will be a institute dealing with exhibition, development, promotion, compilation of all types of cultural activities, direct organization of workshops, etc. Scheme for preparation of auditorium, open air theatre, art gallery, library, museum, parking ground etc., has been formulated with the objective of realizing these goals. This scheme is centrally sponsored scheme with 50 percent contribution from centre and 50 percent contribution of the state. This scheme has been started from the financial year 2003-04.

Photography Cell: - There are 58 archaeological ancient monuments under the department, whose supervision and maintenance work is looked after by this department. Ancient archaeological monument sites are explored in archaeological excavation/survey. Documentation and videography of this process is also conducted. In addition, photography and videography of desired sites is also performed from time to time. Similarly, photography of sites is done at the time of survey work of ancient sites of Chhattisgarh. Photographs are enlarged on the occasion of organization of archaeological exhibition and placed for presentation. There was provision of Rs. 5.00 lakh for this purpose in the year 2011-12, against which Rs. 4.73 lakh was spent. There is budget provision of Rs. 10.00 lakh in the year 2012-13 for this purpose.

Fairs/Festivals/Exhibitions: - The objective of this scheme is to convey information related to cultural and archaeological activities to common public through fairs, festivals and exhibitions. Fairs, festivals and exhibitions are organized outside state along with within state under this scheme.

Buddha Jayanti exhibition, archaeological exhibition on the occasion of Mahavir Jayanti, exhibition on independence day, exhibition of photographs of Shaheed Vir Narayan Singh, exhibition based on forest traversal passage of Bhagwan Ram Chandra Ji in Chhattisgarh, exhibition based on state monuments/heritages of Chhattisgarh on World Heritage Day, exhibition on the occasion of Guru Ghasidas Jayanti in his birth place and Raipur, exhibition of primitive ornaments (tribal) of Chhattisgarh, exhibition on the occasion of Hindi Diwas in Raipur, exhibition of photographs of ancient monuments on the occasion of Museum Day, exhibition related to glimpses of archaeology and culture in the State Festival, exhibition on the occasion of Shri Rajiv Lochan Festival, Independence Day function, National Colour Function, Nacha Festival, Pawas Prasang Independence 50, etc., programmes have been organized under this. Similarly, financial assistance is given for traditional fairs/festivals as per proposals received from District Collectors in addition to Music Talent Festival, Lok Madai Fair Rajnandgaon, Dussehra Fair (Bastar) Jagdalpur, presentation by folk artists in trade fair of Gwalior (M.P.), National Crafts Fair in Raipur, Folk Dance Festival Raipur, Giraudpuri Fair on Guru Ghasidas Jayanti, presentations of C.G. folk artists in Kullu Dussehra Fair, Swadeshi Fair, Jagaar, cultural presentations in Crafts Fair, Panthi Dance Festival, Saras Fair Raipur.

There was provision of Rs. 60.00 Lakh for this in the year 2011-12, out of which Rs. 58.89 lakh was spent. There was budget provision of Rs. 100.00 lakh in the year 2012-13, against which Rs. 0.73 lakh has been spent till yet.

Research Seminars: - Under this head, national and state level seminars/workshops are organized on subjects based on literary, cultural and archaeological activities. The department played the role of catalyst for organization of seminar based on archaeological activities by Indira Art and Music University, Khairagarh and Collector, Surguja. Seminar on the occasion of Hindi Diwas, seminar on World Heritage Day, seminar on Museum Day and national seminar on the subject of archaeological heritage were organized. There was provision of Rs. 22.00 lakh for this in the year 2011-12, out of which Rs. 22.00 lakh was spent. There is provision of Rs. 24.00 lakh for the financial year 2012-13 under this head.

Excavation and Survey :- Under this head, collection of information of archaeological heritages/ monuments structure, relics is done through District Collector after tehsil wise and village wise survey. Excavation work of archaeological site 'Sirpur' was started in the year 2004-05. There was budget provision of Rs. 89.10 lakh for this scheme in the year 2011-12, of which Rs. 63.74 lakh was spent and prescribed physical target of 3 excavation works and 5 survey works has been achieved. In the current financial year 2012-13, there is a budget provision of Rs. 100.00 lakh, of which Rs. 39.16 lakh has been spent till yet.

Public Library: - MahantSarveshwar Das Library run by the department has been given the status of State Central Library under this scheme. It is proposed to modernize this library and give a new form by developing it as an e-library which has been shifted in Shaheed Smarak Bhawan.

There was provision of Rs. 15.00 lakh in the financial year 2011-12, out of which Rs. 3.93 lakh was spent. Books, bibliog., monthly magazines etc., were purchased for people making use of library.

There is budget provision of Rs. 30.00 lakh for the financial year 2012-13. Books, bibliog., monthly papers, magazines etc. are to be purchased for people reading in library from this budget. In addition furniture, computers, almirahs are also to be purchased for the library.

Grant-in-Aid to Various Govt. and Semi-Govt. Institutions: - Under this head, District Collector and Archaeology federation are provided amount for organization of cultural and archaeological activities, surveys, publications, exhibitions, seminars. Padumlal Punnalal Bakshi Srijan Peeth in Bhilai and Chhattisgarh Sindhi Sahitya Sansthan are institutions established officially under the department. Financial assistance is given for conducting cultural activities along with financing grant-in-aid to both these institutions.

There was a budget provision of Rs. 33 Lakh under this head for providing financial assistance/ aid to 150 registered institutions in the financial year 2011-12. Out of this amount, a total Rs. 31.97 lakh was spent for providing financial assistance/aid to 124 such registered institutions which work in cultural, literary sphere.

There is budget provision of Rs. 38.00 lakh in the current financial year 2012-13, out of which grant-in-aid will be Rs. 12.57 spent.

Grant-in-Aid for Functions: - The objective of this scheme under the department is to encourage artists of the State, promote arts, provide them official forum, and provide them opportunity of demonstration in state, country and abroad.

There was budget provision of Rs. 362.63 lakh in the financial year 2011-12, out of which Rs. 361.77 lakh was spent. Provision of Rs. 285.00 lakh has been made in the current financial year 2012-13, out of which Rs. 33.24 lakh has been spent up till now.

Vivekanand Vishwa Prabuddha Institute: - Institute based on ideals of Swami Vivekanand is to be built under this scheme. There was budget provision of Rs. 15.00 lakh for this in the year 2011-12, against which Rs. 15.00 lakh was spent. There is a budget provision of Rs. 25.00 lakh under this scheme for the financial year 2012-13.

Artists Welfare Fund (Kalakar Kalyan Kosh): - Financial assistance is given under this scheme to families of senior artists/authors for treatment of serious illness. Grant from the budget was made completely in the year 2011-12 of Rs 5.00 lakh for providing financial assistance to 34 senior artist/authors for treatment. For the current financial year 2012-13, there is a budget provision of Rs. 8.00 lakh under this head.

Muktangan Museum: - Purkhauti Muktangan is an ambitious project under the department. There is expression of basic elements of tribal culture, geographical diversity, richness of cultural heritage and relation of nature with tribal in contemplation of Purkhauti Muktangan, wherein folk, city and tribal cultural streams are given the shape. This museum will not be a lifeless museum but a live complex of culture of Chhattisgarh, where diligence of creative human will take a shape.

Purkhauti Muktangan is being developed in vast plain land of approx. 200 acre situated in village Uparwara immediate to national highway no. 43 at a distance of 18 Km from Raipur.

Panels, charts, models showing different geological features, cultural heritage sites, herbal medicine, agriculture, irrigation system, etc., will be displayed in this complex. Flood history, tectonic history, development of

vegetation, development of rivers and mountains will also have a place in the display. Tribal culture will be presented through the medium of art. KhelGudi, Orissa Rath, Bastar Ghotul, BastarRath, Rajasthan house, Manipur house, etc., will also be developed along with these things. Amount is being allotted to Rural Engineering Service Division from time to time for performance of civil works of the complex for accomplishing the above model of development.

Workshops on different genres of art forms are being organized for placing various artworks of bronze statues, sculpture, wood craft, metal craft, bell metal (dhokra) craft, terracotta craft, tattoo printing, rajwar craft, bamboo craft, etc., in the complex after their making. Craftsmen, artists of tribal dominated areas are invited in these workshops. They are provided raw material. Chief craftsmen are given honorarium of Rs. 200/- per day and assistant craftsmen are given Rs. 150/- per day. Arrangement for their accommodation and food is made in the complex itself. Workshop of each genre is of 15 to 20 days duration and number of craftsmen is 15 to 30. Workshops based on bronze statues, metal craft artworks, wood crafts, bell metal crafts, wall paintings are organized in this complex. Civil works are being done by Rural Engineering Service Division.

This scheme has been initiated from the financial year 2003-04, in which budget provision for this was Rs. 0.40 crore only.

There was budget provision of Rs. 300.00 lakh in the year 2011-12, wherein target of 15 construction works was achieved, against which Rs. 263.74 lakh was spent. For the Financial year 2012-13 there is a budget provision of Rs. 330.00 lakh out of which Rs. 36.64 lakh has been spent up till now.

Gazetteer and Statistics Detail: - Works related to pay-allowances of officers/employees of the office and survey is being done under this head.

In the year 2011-12 there was a budget provision of Rs. 56.46 lakh under this head out of which Rs. 25.95 lakh was spent. There is budget provision of Rs. 26.91 lakh in the current financial year 2012-13, against which Rs. 4.36 lakh has been spent up till now.

Chhattisgarh Tourism Board

Chhattisgarh is full of ancient monuments, rare wild life, carved temples, buddha's sites, palaces, waterfalls, caves and rock arts. 44% of state's geographical area is covered with forests. Chhattisgarh is a rich tourist state in itself. Examples of proud Tribal culture are found along with historical, archaeological, religious, industrial centres, natural beauty, national parks and wild life sanctuaries. Presently large/ small approx. 120 sites have been identified with a view of developing them as tourist spots.

Tourism Promotion Scheme in Chhattisgarh State 2006: - Under this scheme, fixed incentive will be payable for expansion of new units and existing projects which fulfill the eligibility. Details of incentive eligible units are as follows - hotel, motel, tourist resort, heritage hotel, road facilities, health farm, art and crafts village, amusement park, camping and tent facilities, centres of adventurous/recreational activities, ropeway, golf course, multiplex, convention centre, etc.

Incentive: - There will be eligibility of following relaxations under this scheme: - land premium exemption, land allotment, land use diversion, land bank scheme, land allotment service charge, commercial tax (VAT), other concessions.

Position of budget allotment by the State Govt. is as follows – Budget allotment of Rs. 4785.00 lakh was made for the year 2011-12, and budget provision of Rs. 4950.00 lakh is made for the year 2012-13.

Major achievements earned by Chhattisgarh Tourism Board in past years: -

1. Advertisements and notes related to tourism are published in renowned newspapers and magazines like Incredible India, Today's Traveler, Outlook Traveler, Asia Spa India, Landscape, and Photo look Tourism etc.
2. Organization of kumbh fair every year since Feb-Mar 2007.
3. Construction of highway motels, resorts near main tourists sites of the state, national highways and state highways of cities.

4. Construction of motel building, welcome room, toilets, fountain and garden at Ravishanker reservoir, gangrel (Dhamtari).
5. Construction of tourist information centres, tourist's information boards, shops and platform at champaran.
6. Expansion in facilities (lighting, women dormitory, shade etc.) at kailash cave, jashpur for tourists.
7. Work in progress of construction of 13 luxurious tents at chitrakoot.
8. Operation of electra van by forest department at barnawapara sanctuary for pollution free travelling/ sightseeing of tourists.
9. Tourist information centres have been set up outside the state at Delhi, Ahmedabad, Kolkata, Nagpur, Hyderabad, Vishakhapatnam and Bhopal. Along with this, action is being taken for setting up tourist information centres at Amritsar, Mumbai, Shirdi, Ranchi, Chennai and Jaipur.
10. Construction work is in progress of regional office and museum based on Dhokra craft at jagdalpur.
11. Motel construction work is in progress at Tirathgarh, Sontarai and Sirpur.

Chapter -18

Urban Bodies

Departmental Introduction :-Department of Urban Administration and Development of Chhattisgarh Govt. is administrative department for Municipal Corporations, Municipal Councils and Nagar Panchayats. Schemes of poverty alleviation in urban areas are also run by State Urban Development Agency constituted under this department. Directorate established under the department and its regional offices are located in Raipur/Bilaspur.

Subordinate Offices

1. Joint Director, Urban Administration and Development, Regional Office, Raipur.
2. Joint Director, Urban Administration and Development, Regional Office, Bilaspur.
3. Joint Director, Urban Administration and Development, Regional Office, Sarguja.
4. Joint Director, Urban Administration and Development, Regional Office, Jagdalpur.

District Urban Development Agency under the chairmanship of Collector in districts and State Urban Development Agency under the chairmanship of Honorable Minister are working for operation and monitoring of schemes of urban poverty alleviation. Project Officers have been posted for operation of works of District Urban Development Agency.

Urban Bodies :- There is provision for constitution of Municipal Corporation, Municipal Council and Nagar Panchayat for larger urban area, smaller urban area and transitional area under section 243 Q of the constitution of India, respectively. Number of constituted urban bodies in the State according to this constitutional arrangement is as below :-

Body	Year 2000	Year 2003	Year 2012
Municipal Corporation	06	10	10
Municipal Council	20	28	32
Nagar Panchayat	49	72	126
Total	75	110	168

Details of Boards/Undertakings/Institutions under the Department :-

1. State Urban Development Agency, CG, Raipur.
2. 10 Municipal Corporations of the State.
3. 32 Municipal Councils of the State.
4. 126 Nagar Panchayats of the State.

Responsibilities of the Department :- Subjects related to public health and sanitation in urban areas, supervision of congested settlements reform schemes, preparation and supervision of specific schemes for elevation of the poor in urban areas, implementation of the landless person act in CG urban areas and supervision of records of lease deeds, supervision of housing facility for the urban poor, administration of octroi compensation fund, personnel administration of services under the department except subjects allotted to Finance and General Administration Department.

SarovarDharohar(Pond Heritage) Scheme :-SarovarDharohar Scheme has been launched with a view of renovation, deepening, beautification and environmental reform of ponds situated in urban areas. Provision of Rs. 11.90 lakh per hectare has been kept in this scheme. Budget of Rs. 688.90 lakh has been sanctioned under the scheme for 50 ponds in the financial year 2011-12. Hundred percent of grant amount is given to urban body under the scheme. 391 projects have been completed by incurring expenditure of Rs. 4491.15 lakh out of total approved 521 projects under this scheme.

Gyansthali(Knowledge Venue) Scheme :-This scheme has been implemented for restoration of schools situated in urban areas of the State and construction of additional rooms. Under this scheme, provision of Rs. 5.25 lakh has been kept for primary schools, 7.35 lakh for secondary schools, 8.65 lakh for higher secondary schools and Rs. 9.70 lakh for colleges. Budget of Rs. 59.28 lakh has been sanctioned for 08 works under the scheme in the financial year 2011-12. Hundred percent grant amount is given to urban bodies under the scheme. Construction work of 926 school buildings has been completed by incurring expenditure of Rs. 2042.74 lakh out of total approved 1010 school buildings under the scheme.

UnmuktKhelMaidan(Open Playing Field) Scheme :-This scheme has been implemented for conservation of sports fields in urban areas of the State and preparation of new playing fields. Provision of Rs. 10.25 lakh per hectare has been made in this scheme. Budget of Rs. 123.04 lakh for 07 works has been sanctioned under the scheme in the financial year 2011-12. 140 projects have been completed by spending amount of Rs. 1489.76 lakh out of total approved 167 projects under this scheme.

PushpaVatikaUdyan (Flower Garden Park) Scheme :-PushpaVatikaUdyan Scheme has been implemented for building parks by developing vacant spaces and spaces between colonies in urban areas of the State. Provision of Rs. 16.00 lakh per hectare has been made in this scheme. Budget of Rs. 333.01 lakh has been sanctioned for 23 works under the scheme in the financial year 2011-12. Hundred percent grant amount is given to urban bodies under the scheme. 191 projects have been completed by incurring expenditure of Rs. 1980.04 lakh out of total approved 300 projects in this scheme.

Muktidham Construction Scheme :- Well established Muktidham Scheme has been launched for followers of all religions of urban areas. Arrangements for necessary facilities like cremation shade, RCC road, storage area, garden, drinking water, toilets, electrification, guards quarters and vehicle parking will be made under the scheme. There is scheme for construction of Muktidham of Rs. 12.00 lakh in Corporations, of Rs. 10.00 lakh in Municipal Councils and of Rs. 8.00 lakh in Nagar Panchayats under the scheme. The scheme has been implemented in all urban bodies. Budget provision of Rs. 225.23 lakh for 24 works has been made under the scheme in the financial year 2011-12. Work has been completed in 184 sites at present.

Chief Minister Swavalamban(Independence) Scheme :-Scheme of providing shop/platform(chabutra) for providing self-employment to young men and women of all urban bodies of the State has been implemented by the State Govt. from 1 July, 2003. Small shop at the cost of Rs. 46000/-, big shop at the cost of Rs. 57000/- and platform at the cost of Rs. 6500/- are constructed under the scheme. 50 percent loan and 50 percent aid is provided to urban bodies for above construction. Constructed shops and platforms are allotted by urban bodies to eligible beneficiaries on fixed minimum deposit amount

and monthly rent. Budget of Rs. 17.94 lakh was sanctioned under the scheme for 78 shops in the year 2011-12. Approval for construction of 8032 shops and 5429 platforms at the cost of Rs. 2279.75 lakh has been granted till now, out of which 6021 shops&platforms have been completed & remaining work is under progress.

MahilaSamridhi Bazaar (Women Prosperity Market) Scheme :- As part of Chief Minister Swavalamban Scheme, first stage of MahilaSamridhi Bazaar Scheme has been implemented by the State Govt. in urban bodies of the State with more than 50000 population with the objective of providing cheap, secure and basic facilities equipped market to educated unemployed women of the State and providing fair price of products prepared by their skill, labour. 50 percent aid and 50 percent loan is made available under the scheme keeping in view the cost of proposed shops. Constructed shops are allotted by urban bodies for business to eligible beneficiaries on payment of fixed deposit amount and monthly rent. Budget sanctioned of Rs. 194.50 lakh for 778 shops under the scheme. 515 shops have been completed till now under the scheme. Construction work of 263 shops is under progress.

Transport Nagar Scheme :- Transport Nagar Scheme has been launched in 8 bodies for making traffic facility in the State easy and orderly. An amount of Rs. 15.66crore has been released against scheme of Rs. 21.31crore in 08 bodies.03 projects have been completed & remaining are under construction.

Gokul Nagar Scheme :-Gokul Nagar Scheme has been started by the State Govt. to settle the dairy business located in the city out of the city in systematic way. An amount of Rs. 1396.81 lakh has been allotted to 08 urban bodies till now under the scheme. 05 projects are completed and remaining are on completion.

KushabhauThakreYuva Jan Vikas(Youth Development) Scheme :- This scheme has been implemented in all urban bodies of the State in the year 2007-08 with the objective of making youth power productive by providing employment to illiterate or less literate unemployed youth/women of economically weaker families residing in cities through development of their efficiency and technical skills according to demands of non-traditional areas and market employment. Target has been set to benefit 5000 beneficiaries in the first stage.Under the scheme in year 2009-10 and 2011-12, 10000

beneficiaries were provided quality training on various courses through Govt. Industrial Training Institute under the SDI scheme.

Haat Bazaar SamridhiKaAdhaar (Haat Market as Base for Prosperity)

Scheme :- The main objective of this new scheme, started in the year 2007-08, is to develop haat bazaars for economic upliftment of families earning their livelihood by setting up stalls, carts and hawking in unorganized way in urban areas and nearby villages of the State. System of haat bazaars, set up in towns for convenient selling of items produced in rural areas, is prevalent. Vast spaces in urban areas are to be developed as haat bazaars for orderly establishment of this very system, wherein there is provision for auction platforms, platforms construction, parking facility, light, water, drainage and construction of toilet. Approval of Rs. 100.00 lakh to Municipal Corporations, Rs. 70.00 lakh to Municipal Councils and Rs. 40.00 lakh to Nagar Panchayats will be given under this scheme. An amount of Rs. 756.10 lakh have been sanctioned for 17 works in the year 2011-12. Rs. 4348.82 lakh has been provided to urban bodies after approval of Rs. 5592.75 lakh for 133 haat bazaars under the scheme till now. 68 projects have been completed and 65 haat bazaars are under construction.

Sanskritik Bhavan Nirman (Construction of Cultural Complex) Scheme :- The main objective of this new scheme, launched in the year 2007-08, is to provide convenient well equipped complex for cultural, benedictory and other social works in urban areas. This scheme has been approved in all bodies of the State, according to which amount has been sanctioned for construction at the cost of Rs. 100.00 lakh in Municipal Corporation, Raipur, Bilaspur, Durg, Bhilai, Korba and Rs. 75.00 lakh in remaining Municipal Corporations. Construction can be done at the cost of Rs. 50.00 lakh in Municipal Corporations of towns with more than 50 thousand population and District Hqr. and at the cost of Rs. 35.00 lakh in remaining Municipal Corporations. Similarly, construction can be done at the cost of Rs. 35.00 lakh in Dantewada, Baikunthpur, Narayanpur Nagar Panchayats of District Hqr. and at the cost of Rs. 25.00 lakh in remaining Nagar Panchayats. An amount of Rs. 333.95 lakh have been sanctioned for 13 works in the year 2011-12.

Rs. 2820.68 lakh has been provided to urban bodies after approval of Rs. 3655.00 lakh for 129 cultural complexes under the scheme till now. 60

projects have been completed and work of 81 cultural complexes is under construction.

Annapurna SamudayikSewa Kendra (Community Service Centre) Scheme (New Scheme) :- Hundred percent grant-in-aid of Rs. 15 lakh is being given to Community Development Society (CDS) for construction on 3000 sq.ft. land for operation of fair price shops or other economic enterprises for making poor women of urban areas self-dependent, motivating them to entrepreneurship, making them economically strong under Golden Jubilee Urban Employment Scheme. At present, Rs. 419.50 lakhs have been provided after approving 41 centres in 15 bodies.

Bhagirathi Nal-Jal (Tap-Water) Scheme (New Scheme) :- Approximately 2.5 lakh poor families of the State are residing in congested settlements in different urban body areas. These poor families are deprived of basic facilities like drinking water. Presently these families are being provided drinking water through public taps and tankers. Bhagirathi Nal-Jal Scheme has been implemented for providing free tap connections to these poor families. Fixed monthly water tax will be charged from beneficiary families under the scheme. There is provision for compensation of Rs. 3000/- under this scheme for tap connection in each dwelling unit. At present, allotment of Rs. 3572.15 lakh has been made for 131256 free water connections to urban bodies.

Online Public Grievance Redressal System (Nidan 1100) :- Online Public Grievance Redressal System has been launched in all ten Municipal corporation of the state. Grievances relating to street light & drinking water are being registered through this system on toll free no. 1100 by residents of Municipal corporation area and registered complaints are being redressed in a specific time period (24 hours to 07 days). In case of non redressal of complaints within specified time period, the matter is informed to the higher level. After initiation of the scheme from 6 March 2012, 8867 grievances have been redressed out of total received 8961 grievances till 31 July 2012.

Centre Sponsored Schemes being Run by the Department :-

SwarnaJayanti Urban Employment scheme –Under SwarnaJayanti Urban Employment scheme, Rs. 7045.42 lakh has been provided by the centre and

Rs. 1761.35 lakh has been provided by the state, thus total of Rs. 8806.77 lakh has been spent from the time of creation of the state to till date. The target is to benefit 1200 individuals and 769 groups in the year 2011-12. Rs. 1342.70 lakhs has been received from the centre in 2011-12. Rs. 400.65 lakhs has been received from the state govt. against the share of centre.

JawaharLal Nehru National Urban Renewal Mission (J.N.U.R.M.) :- Urban development and poverty alleviation of poverty programme have been initiated in 65 cities of the country under J.N.U.R.M. Following provisions were made by planning commission, Govt. of India in various components under the scheme for year 2005-12, against which position of allotment/approval is as follows:-

s/n	Body	Sanctioned scheme	Sanctioned project	Amount received				Financial progress	Physical progress	Approx. Date of completion of the scheme
				Centre's Share	State's Share	Body's Share	Total			
1	Raipur	Water augmentation	303.64	218.61	30.36	30.36	279.33	277.42	95%	Dec.2012
2	Raipur	City bus	14.85	5.94	0.74	0.00	6.68	0.00	Starting from Oct. 2012 end	Dec.2012
Total			318.49	224.55	31.1	30.36	286.01	277.42		

B.S.U.P. Project:

s/n	Name of Project	Sanctioned project cost	Physical progress				Amount received	Financial progress	Approx. Date of completion of the scheme
			Sanctioned residence (no.)	Completed residence (no.)	In progress residence (no.)	Alloted residence (no.)			
1	Raipur & New Raipur	461.49	19474	4032	9218	1691	202.82	176.67	Upto March2014

Provision of Rs. 117.50 crore has been kept for the financial year 2012-13 considering the necessity of these works.

Chapter -19

Main Works & Activities of State Planning Commission

Main works of the State Planning Commission - formulation of five year and annual plans, evaluation of resources, ensuring priorities of plans, assistance in formulation of regional plans, identifying reasons of imbalance in economic and social development and giving suggestions for its resolution, scrutiny/review of progress of plans and giving necessary recommendations on the basis of facts for taking policy decisions.

Programmes Implemented by Commission

1. Targeted Social Indicators for the State in 12th Five Year Plan (2012-13)

Following targets have been set for social indicators under 12th Five Year Plan for Chhattisgarh State by Planning Commission, Govt. of India.

Sl. No.	Item	Unit	Achievement in 11th Five Year Plan	Target of 12th Five Year Plan
(1)	(2)	(3)	(4)	(5)
1.	Infant Mortality Rate	On per thousand live birth	48	28
2.	Maternal Mortality Rate	On per thousand live birth	269	122
3.	Anaemia (Women 15-49 years)	Percentage	57.5	28

2. Targeted Growth Rate in Gross Domestic Product in 12th Five Year Plan

Following targets have been set for sector wise growth in gross domestic product for the period of 12th Five Year Plan by Planning Commission, Govt. of India and State Govt.

Sl. No.	Item	Unit	Target Set by Govt. of India	Target set by State Govt.
(1)	(2)	(3)	(4)	(5)
1.	Agriculture Sector	Percentage	4.00	4.00
2.	Industry	Percentage	9.60	11.00
3.	Services	Percentage	9.60	11.60
	Total	Percentage	8.80	10.00

3. Review of Achievements with respect to Millenium Development Targets

State's position of initial and final stage of 11th Five Year Plan with reference to development indicators targeted by Central Planning Commission, Govt. of India is as follows.

Sl. No.	Development Indicator	Unit	Position Prior to 11th Five Year Plan	Target of 11th Five Year Plan	Achievements upto 11th five Year Plan	Reference Year of Col. 6
(1)	(2)	(3)	(4)	(5)	(6)	(7)
1	Poverty Alleviation (level)	Percentage	40.8	26.2	Not Available	-
2	Infant Mortality Rate	On per Thousand live birth	61	30	48	Planning Commission Format
3	Maternal Mortality Rate	On per Thousand live birth	335	126	269	Planning Commission Format
4	Total Birth Rate (female 15-49 yrs.)	Per female	3.3	2.4	3.0	(SRS-2010)
5	Malnutrition (in children of 0 to 3 yrs.)	Percentage	52.1	26.1	Not Available	-
6	Anaemia (female 15-49 yrs.)	Percentage	57.5	28.8	57.5	Planning Commission Format
7	Sex Ratio	Females on per thousand males	989	999	991	Jan, 2011
8	School Drop Out Rate	Percentage-Total primary upper primary	46.81	10	5.55 6.19	(2009-10)
9	Literacy Rate	Percentage	64.66	86.16	71.04	Jan, 2011
10	Difference in Female Male Literacy	Percentage	25.33	15.6	20.86	Jan, 2011
11	Gross Domestic Production (GDP) Growth		Nov,2007			2010-11
	1. Agriculture	Percentage	9.10	1.70	2.63	
	2. Industry	Percentage	14.70	12.00	10.99	
	3. Services	Percentage	6.80	8.00	11.77	
	Total	Percentage	9.30	8.60	9.71	

It is clear from the above table that achievements have been made with reference to targets in all three areas (agriculture, industry and services) of gross domestic product of the state by increase of expenditure by the state in social sector as per requirement.

There has been considerable improvement in all development indicators compared to position prior to 11th five year plan, though target of 11th Five Year Plan has not been completely achieved.

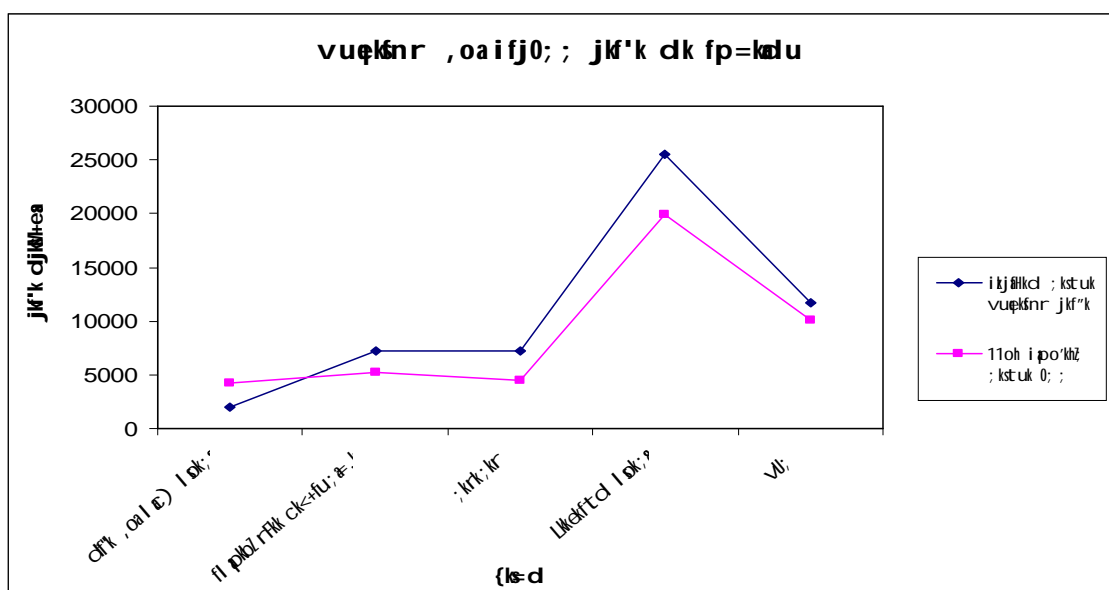
4. Eleventh Five Year Plan (2007-12)

(inCroreRs.)						
Sl. No	Major Sector	Initial Plan Sanctioned Amount	Amount Sanctioned in Five Years	11th Five Year Plan Expenditure	Expenditure Percentage with ref. to col. 03	Expenditure Percentage with ref. to col. 04
(1)	(2)	(3)	(4)	(5)	(6)	(7)
1	Agriculture and Allied Services	1955.46	4659.37	4237.32	216.69	90.94
2	Rural Development	4260.06	2508.45	1884.34	44.23	75.12
3	Special Area Programme	284.30	2149.79	2362.09	830.85	109.88
4	Irrigation and Flood Control	7227.73	6613.51	5223.67	72.27	78.98
5	Power	1805.37	941.97	1313.46	72.75	139.44
6	Industry and Mining	815.06	1054.65	990.53	121.53	93.92
7	Transport	7272.48	6382.00	4467.88	61.44	70.01
8	Science Technology and Environment	3369.53	1525.06	1305.06	38.73	85.57
9	General Economic Services	834.68	1967.12	2039.34	244.33	103.67
10	Social Services	25568.96	29236.13	19927.01	77.93	68.16
11	General Services	336.36	479.96	232.68	69.17	48.48
	Additional Central Assistance	0.00	230.87	0.00	0.00	0.00
Total		53730.00	57748.87	43983.37	81.86	76.16

Sector Wise Sanctioned and Incurred Amount in 11th Five Year Plan

Sl. No.	Major Sector	Initial Plan Sanctioned Amount	11th Five Year Plan Expenditure
(1)	(2)	(3)	(4)
1	Agriculture and Allied Services	1955.46	4237.32
2	Irrigation and Flood Control	7227.73	5223.32
3	Transport	7272.48	4467.88
4	General Services	25568.96	19927.01
5	Others	11705.37	10127.49
Total		53730.00	43983.37

Special emphasis has been given on development of social services for achieving the target of improvement in human resource development indicators and millennium development in the approved eleventh five year plan. With reference to total expenditure of Rs. 43983.37 crore during the period of five year plan, 9.63, 11.88, 10.16 and 45.31 percent amount has been spent in agriculture, irrigation, transport and social services, respectively. 23.03 percent has been spent in remaining all other sectors. Under the plan, Rs. 4237.32 crore (216.69 percent more than target) has been spent with respect to approval of Rs. 1955.46 crore initial sanctioned amount under only agriculture and allied services, where as expenditure incurred has been less than sanctioned amount in all other major sectors, as is clear from following graph.



5. Approved Expenditure of Annual Plans

As per initial estimates of the state, detail of major sector wise proposed plan amount with respect to revenue receipts for 12th five year plan is as below.

(incroreRs.)			
Sl. No.	Major Sector	12th Five Year Plan	Percentage of Total Plan
(1)	(2)	(3)	(4)
1	Agriculture and Allied Services	8283.74	6.97
2	Rural Development	3668.52	3.09
3	Special Area Programme	3313.50	2.79
4	Irrigation and Flood Control	11952.26	10.06
5	Power	7337.03	6.17
6	Industry and Mining	1972.32	1.66
7	Transport	13017.31	10.95
8	Science Technology and Environment	2840.14	2.39
9	General Economic Services	5206.92	4.38
10	Social Services	61260.26	51.54
11	General Services	0.00	0.00
	Total Budget Plan	118852.00	100.00
	Local Body Resources	4421.00	-
	Resources of Public Sector Sector Enterprises	8455.00	-
	Total Plan Outlay	131728.00	-

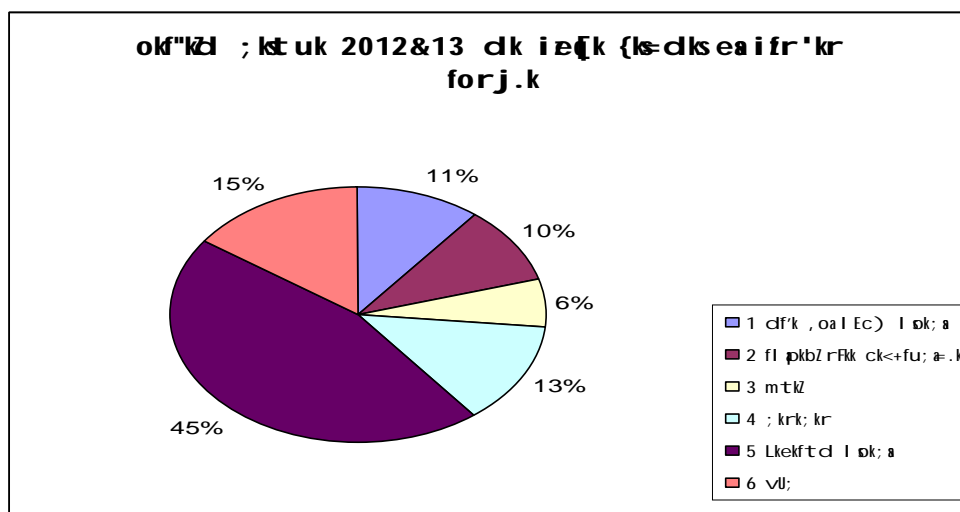
6. Financial Targets and Achievements of Annual Plans of the State

Rs. 12363.30 crore (73.99 percent) has been spent against Rs. 16710.25 crore of outlay approved by Planning Commission, Govt. of India for the year 2011-12 under 11th five year plan. Rs. 1230.01 crore has been spent against sanctioned amount of Rs. 1621.67 crore on agriculture and allied services, Rs. 468.39 crore against 496.14 crore on rural development and Rs. 6216.84 crore spent against sanctioned amount of Rs. 8399.47 crore on social services.

Outlay of Rs. 21184.35 crore has been approved by Planning Commission, Govt. of India for Annual Plan 2012-13. Provision of Rs. 2284.24 crore has been made for agriculture and allied services, Rs. 806.97 crore for rural development and Rs. 2086.25 crore for irrigation and flood control. As is clear from the table below, maximum 45% of sanctioned outlay ie. Rs. 9578.85 crore has been provisioned for social services.

(in lakhRs.)

Sl. No	Major Sector	Annual Plan Year 2011-12			Annual Plan Year 2012-13	
		Sanctioned Amount	Expenditure	Percentage	Sanctioned Amount	Sector Percentage
(1)	(2)	(3)	(4)	(5)	(6)	(7)
1	Agriculture and Allied Services	162167.93	123001.44	75.85	228424.36	10.78
2	Rural Development	49614.15	46838.76	94.41	80697.43	3.81
3	Special Area Programme	72848.50	71570.56	98.22	76146.20	3.59
4	Irrigation and Flood Control	204160.58	131713.29	64.51	208625.09	9.85
5	Power	28690.40	49782.85	173.52	126355.83	5.96
6	Industry and Mining	25660.23	23223.37	90.50	26846.46	1.27
7	Transport	144331.71	71283.52	49.39	274073.80	12.94
8	Science Technology and Environment	37522.86	31887.58	84.98	50525.37	2.39
9	General Economic Services	61299.31	62970.77	102.73	67589.42	3.19
10	Social Services	839969.11	621684.40	74.01	957885.43	45.22
11	General Services	44760.23	2373.44	20.36	21266.10	1.00
Total		1671025.01	1236329.98	73.99	2118435.49	100.00



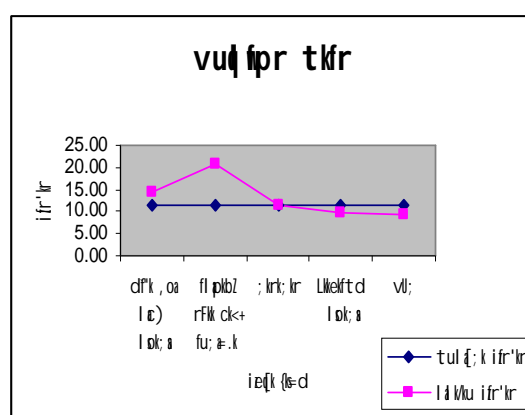
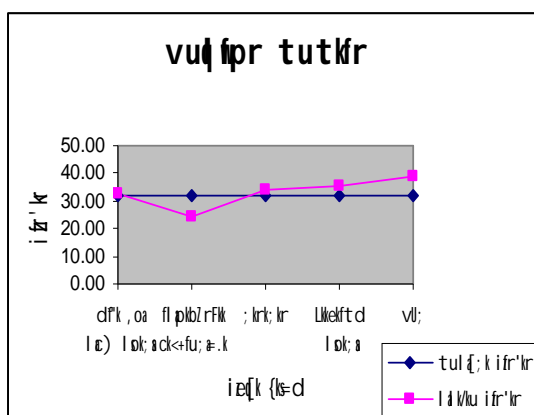
Population Ratio Provision in Annual Plan

As per directions of Planning Commission, Govt. of India, financial resources preserved for the plan as per the ratio of population of scheduled castes and scheduled tribes are being released. As per 2001 census, population of STs in the state is 31.76 % and population of SCs in the state is 11.60 %. Approval for the release of financial resources in the year 2012-13 for ST and SC has been obtained by Planning Commission of the State from Planning Commission, Govt. of India. Outlay of 34.73 % amount for ST and 11.49 % amount for SC is being ensured with reference to the population ration, as is clear from the table below.

Sl. No.	Major Sector	Annual Plan Year 2012-13		
		Sanctioned Amount	Scheduled tribe	Scheduled caste
(1)	(2)	(3)	(4)	(5)
1	Agriculture and Allied Services	228424.36	74209.60	32437.87
2	Rural Development	80697.43	31838.05	8974.91
3	Special Area Programme	76146.20	54070.90	3000.00
4	Irrigation and Flood Control	208625.09	50388.00	43031.00
5	Power	126355.83	33754.21	15584.81
6	Industry and Mining	26846.46	5999.15	1403.75
7	Transport	274073.80	93060.00	31500.00
8	Science Technology and Environment	50525.37	22880.64	5083.36
9	General Economic Services	67589.42	22597.68	7218.32
10	Social Services	957885.43	341780.19	93808.58
11	General Services	21266.10	5067.00	1308.00
Total		2118435.49	735645.42	243350.60
Percent		100.00	34.73	11.49

Distribution of Resources in the Ratio of Population

Sl. No.	Major Sector	Financial Provision (Percent)	
		Scheduled tribe	Scheduled Caste
(1)	(2)	(3)	(4)
1	Agriculture and Allied Services	32.49	14.20
2	Irrigation and Flood Control	24.15	20.63
3	Transport	33.95	11.49
4	General Services	35.68	9.79
5	Others	39.21	9.47
	Total	34.73	11.49



7. District Annual Plan

Local Administration has been constitutionally recognised by the 73rd and 74th amendment to the constitution of India, wherein wide base has been provided to it for adopting decentralized planning. With respect to the year 2013-14, plans have to be received till Dec, 2012 from all districts after approval from District Planning Committees.

8. United Nations-Govt. of India and State govt. Convergence Programme

As per tripartite agreement between Govt. of India, State Govt. and institutions of United Nations Organisation (UNDP, UINCEF, UNFPA), this programme of decentralised district plan formulation is effective till Dec, 2012 in five districts of the State (Mahasamund, Kanker, Korba, Surguja and Jashpur), which is proposed to be carried out without break during the period 2013-17. Main objectives of the programme are as follows.

1. Adopting integrated and connecting-all district plan.
2. Maximum utilisation of govt. and other resources by districts.
3. Strengthening of services provided under govt. programmes at the local level.
4. Use of monitoring in management and plan formulation.

Achievements of Programmes with respect to District Plan

1. All officers attached with three stage panchayati raj system along with members of district level administration, district planning committees have been trained in different stages in different time periods.
2. Organisation of gender sub plan in Raipur and Korba districts.
3. Selection of Mahasamund and Rajnandgaon districts for data collection of village/town (ward) informant sheet.
4. Three month training has been started on district plan from Oct, 2011 after providing human resource and selection of State Rural Development Institute.
5. Training on Plan Plus- Training of officers in Mahasamund district with the cooperation of National Information Science Centre.
6. Organisation of one day symposium for discussion on 12th five year plan of the state.
7. Extension of panchayat in 5th schedule area (study on PESA).
8. Organisation of workshop on result oriented management.
9. Organisation of workshop on decentralised district plan for senior officers.
10. Organisation of workshop on media capacity building. Workshop on guidelines of district plan.

Part-Two

Statistical Tables

Subject Content
Part -2 (Statistical tables)

Sl. No.	Table Description	Page No.
1	Chhattisgarh- At a glance	01-03
2	Gross State Domestic Product of Chhattisgarh at current prices	04
3	Gross State Domestic Product of Chhattisgarh at constant prices (2004-05)	05
4	Net State Domestic Product of Chhattisgarh at current prices	06
5	Net State Domestic Product of Chhattisgarh at constant prices (2004-05)	07
6	Percentage increase in Gross State Domestic Product of Chhattisgarh (from previous year) at current prices	08
7	Percentage increase in Gross State Domestic Product of Chhattisgarh (from previous year) at constant prices (2004-05)	09
8	Percentage increase in Net State Domestic Product of Chhattisgarh (from previous year) at current prices	10
9	Percentage increase in Net State Domestic Product of Chhattisgarh (from previous year) at constant prices (2004-05)	11
10	Area under principal crops	12
11	Production of principal crops	13
12	Average Production of principal crops	14
13	Net irrigation area as per irrigation source	15
14	Declared support price of principal crops	16
15	Production & price of BALCO Korba	17
16	Production of Important minerals	18
17	Price of Important minerals	19
18	Per ton average price of important minerals	20
19	Length of roads	21
20	Total registered vehicles	22
21	Census of Govt. employees	23
22	District Central cooperative bank	24
23	Primary cooperative agriculture credit societies	25
24	District cooperative Agriculture & rural Dev. Bank	26
25	Position of Reporting scheduled commercial Banks	27

Table&11
Chhattisgarh at a glance

Item 1	Unit 2	Year 3	Chhattisgarh 4
Geographical area	Sq. K.M.	2011&12	137898
Administrative Structure			
Districts	No.	2011&12	27
Tahsils	&]]&	&]]&	149
Development Blocks	&]]&	&]]&	146
Development Blocks-Tribal	&]]&	&]]&	85
Total village	&]]&	&]]&	20307
Total Population	0,000	Census& 2011 *	25540
Male	&]]&	&]]&	12828
Female	&]]&	&]]&	12712
Rural	&]]&	&]]&	19604
Urban	&]]&	&]]&	5936
Scheduled Caste	&]]&	Census & 2001 **	2419
Scheduled Tribe	&]]&	&]]&	6617
Population Growth rate ½2001&2011½	%	Census & 2011 *	22.59
Population Density	Per Sqr. K.M.	&]]&	189
Male-Female Ratio	Female per Thousand males	&]]&	991
Per Capita Income (Net State Domestic Product-Quick Estimate)			
On current Price	Rs.	2011&2012	46743
On constant Price ½2004&05½	&]]&	&]]&	26979
Agriculture Year 2011&2012			
Net Sown area	Thou. Ha.	2011&2012	4677
Gross Sown area	&]]&	&]]&	5664
Net irrigated area	&]]&	&]]&	1415
Gross irrigated area	&]]&	&]]&	1648
land holdings ½Agriculture Census 2005&06½			
No of Land Holding	Lakh	2005&2006	34.61
Land Holding area	Lakh Ha.	&]]&	52.10
Average size of land holdings	Ha.	&]]&	1.51

* ½Census-2011 Provisional Data½

** ½Census-2011 Data Not Avilable S.C.,S.T. ½

Agriculture Production (Actual)			
Cereals	thousand M.T.	2011&2012	6653
Food grains	&]]&	&]]&	7205
Oil seeds	&]]&	&]]&	178
Paddy	&]]&	&]]&	9451
Wheat	&]]&	&]]&	135
Maize	&]]&	&]]&	178
Gram	&]]&	&]]&	261
Tuar	&]]&	&]]&	24
Soruce- Commissioner Land Records			
Live Stock Census 2007			
Cattle livestock	thousand	2007	9486
Buffalo livestock	&]]&	&]]&	1603
Sheep	&]]&	&]]&	140
Goats	&]]&	&]]&	2766
Pigs	&]]&	&]]&	412
Other Animals	&]]&	&]]&	3319
Poultry	&]]&	&]]&	14245
Electricity			
Installed Production Capacity	MW	2011&2012 *	1924.70
Production	MU	&]]&	12982.78
No of Consumer	thousand	&]]&	3551
Domestic Elec. Consumer	&]]&	&]]&	2989
Electrified Villages	No.	&]]&	19196
Single point Conection	thousand	&]]&	1327.34
* Provisional Data			
FISHERIES			
Fish Production	thousand M.T.	2011&2012	250.69
FOREST			
Total Forest Area	Sq.K.M.	2011&2012	59772
Reserved Forest	&]]&	&]]&	25782
Protected Forest	&]]&	&]]&	24036
Unclassified Forest	&]]&	&]]&	9954
Transport			
Total Length of Roads	K.M.	Dec.] 2011	31803
Registered Vehicles	thousand	March] 2012	3099.73

Item	Unite	Year	Chhattisgarh
1	2	3	4
LITERACY			
Total	%	Census & 2011 *	71.04
Male	&]]&	&]]&	81.45
Female	&]]&	&]]&	60.59
Educational Institutions			
Pre-Primary /Primary School	No.	2011&12	38398
Pre-Middle School	&]]&	&]]&	16364
High School	&]]&	&]]&	3259
Higher Secondary school	&]]&	&]]&	2884
(In school education department including-private/tribal and govt. aided/ non aided schools)			
Govt.General Education College	&]]&	&]]&	181
Universitys (Incl. Central University)	&]]&	&]]&	08
Technical and Professional Institutions	&]]&	2012&13	142
HEALTH SERVICES			
Distt. Hospital	No.	Dec. 2012	27
Civil Hospital	&]]&	&]]&	14
Community Health Centres	&]]&	&]]&	155
Primary Health Centres	&]]&	&]]&	764
Sub-Primary Health Centres	&]]&	&]]&	5136
Distt. Ayurvedic Hospital	&]]&	&]]&	07
Ayurvedic, Unani, Homeopathy Dispensaries	&]]&	&]]&	693
Ayush wing, Specialised Therapy Centres, Speciality Clinic, Ayush Centre	&]]&	&]]&	460
Employment			
Person on Live Register	No.	June 2012	1327685
Person on Placement	&]]&	¼ Jan.& 30 June 2012½	162
Reporter Scheduled Commercial Bank			
Office/Branches	No.	March 2012	1522
Deposits	Million Rs.	&]]&	689169
Loans	&]]&	&]]&	368599

* ¼Census-2011 Provisional Data½

Table No. 2-1**Gross State Domestic Product of Chhattisgarh Based on Current Price**

(Rs.In Lakh)

No.	Sector	2005-06	2006-07	2007-08	2008-09	2009-10	2010-11(P)	2011-12(Q)	2012-13(A)
1	Agriculture(Inclu. Animal Husbandry)	890805	967892	1295565	1314267	1519514	1944080	2243852	2465630
2	Forestry & Logging	262491	290518	311445	326370	364589	394196	403897	427475
3	Fishing	59822	72536	75227	87008	114055	188920	234829	303458
4	Mining & Quarrying	678985	810723	976239	1208213	935778	1129774	1362963	1637771
A.	Sub Total (Primary Sector)	1892104	2141668	2658477	2935858	2933936	3656970	4245541	4834334
5	Manufacturing	918164	1490190	1801186	2021248	1707247	1729182	2023503	2235884
5.1	Manufacturing (Reg.)	791703	1335169	1619746	1821725	1501793	1495999	1756003	1938504
5.2	Manufacturing (Un. Reg.)	126461	155021	181440	199523	205454	233183	267500	297380
6	Construction	430685	644367	668015	795653	959843	1178006	1353936	1548179
7	Elec.Gas & Water Supply	212490	235546	295678	746910	686166	730959	916408	1003346
B.	Sub Total (Secondary Sector)	1561339	2370103	2764879	3563811	3353256	3638147	4293847	4787409
8	Transport,Comm.& Storage	254911	316602	375366	443310	536940	605998	736164	889109
8.1	Railway	57299	76116	84313	93384	118888	104002	120590	135353
8.2	Transport	151953	187102	230940	280105	334880	406015	497519	607788
8.3	Storage	5176	6229	7518	9175	11596	13231	15572	18370
8.4	Communication	40482	47155	52596	60646	71576	82749	102482	127597
9	Trade Hotel & Res.	508972	575003	708245	899635	820769	1005632	1174306	1311984
10	Banking-Insu. & Real-Estate Ownership Dwelling	481569	561058	667536	814650	950284	1171719	1416945	1741713
10.1	Banking & Insurance	124964	157240	178150	215834	276052	375004	479215	631954
10.2	Real-estate & Ownership Dwelling	356605	403818	489386	598816	674232	796715	937730	1109759
11	Community & Personal Services	639215	723055	851007	1039954	1341241	1719363	2084692	2454223
11.1	Public Administration	200130	205799	228362	297182	389007	493391	587051	717870
11.2	Other Services	439085	517256	622645	742772	952235	1225972	1497641	1736353
C.	Sub-Total (Tertiary Sector)	1884667	2175718	2602155	3197549	3649234	4502713	5412107	6397028
	Grand Total(A+B+C) (Gross State Domestic Product)	5338110	6687489	8025511	9697218	9936426	11797830	13951495	16018771
	Population (in Lakh)	227	232	236	241	245	250	255	260
	Per Capita GSDP (In Rs.)	23516	28825	34006	40237	40557	47191	54712	61611

Table No. 2-2
Gross State Domestic Product of Chhattisgarh Based on Constant Price
(Rs.In Lakh)

No.	Sector	2005-06	2006-07	2007-08	2008-09	2009-10	2010-11(P)	2011-12(Q)	2012-13(A)
1	Agriculture(Inclu. Animal Husbandry)	832472	873831	974345	835891	926819	1159381	1232281	1297275
2	Forestry & Logging	255423	262794	273137	273002	278060	289773	291329	305000
3	Fishing	57568	60191	60898	69342	73514	99714	109537	120329
4	Mining & Quarrying	571913	640056	671729	740486	758353	804936	811814	888405
A.	Sub Total (Primary Sector)	1717375	1836872	1980108	1918721	2036746	2353804	2444961	2611009
5	Manufacturing	855197	1290532	1453736	1489014	1327348	1258646	1370288	1464748
5.1	Manufacturing (Reg.)	736177	1155549	1304310	1335891	1167433	1090283	1189049	1271914
5.2	Manufacturing (Un. Reg.)	119019	134983	149426	153123	157915	168363	181239	192834
6	Construction	408127	574353	556165	595234	686329	780459	834888	887869
7	Elec.Gas & Water Supply	206128	204466	227750	497366	457486	448990	509160	522651
B.	Sub Total (Secondary Sector)	1469451	2069351	2237650	2581614	2471163	2488095	2714336	2875268
8	Transport,Comm.& Storage	249364	296819	333814	371151	407324	442718	502485	582149
8.1	Railway	58269	70727	73814	80957	91972	86681	99513	126691
8.2	Transport	142907	163381	185585	204699	220672	245068	273125	303436
8.3	Storage	4881	5513	6055	6749	7585	7855	8414	8998
8.4	Communication	43307	57198	68360	78746	87095	103114	121432	143024
9	Trade Hotel & Res.	433713	494142	556069	640277	638876	721427	765586	816383
10	Banking-Insu. & Real-Estate Ownership Dwelling	467343	524998	567975	619021	699108	793209	900090	1087759
10.1	Banking & Insurance	134604	173825	198957	229633	294546	371533	459673	624445
10.2	Real-estate & Ownership Dwelling	332738	351174	369018	389388	404562	421676	440417	463314
11	Community & Personal Services	603528	637634	688760	767427	181045	1030435	1139900	1220762
11.1	Public Administration	189468	183538	187376	222301	261933	303590	331123	370719
11.2	Other Services	414060	454097	501385	545126	619113	726845	808777	850042
C.	Sub-Total (Tertiary Sector)	1753948	1953594	2146618	2397876	2626353	2987789	3308061	3707053
	Grand Total(A+B+C) (Gross State Domestic Product)	4940774	5859816	6364377	6898211	7134262	7829688	8467358	9193330
	Population (in Lakh)	227	232	236	241	245	250	255	260
	Per Capita GSDP (In Rs.)	21766	25258	26968	28623	29119	31319	33205	35359

Table No. 2-3
Net State Domestic Product of Chhattisgarh Based on Current Price
(Rs.In Lakh)

No.	Sector	2005-06	2006-07	2007-08	2008-09	2009-10	2010-11(P)	2011-12(Q)	2012-13(A)
1	Agriculture(Inclu. Animal Husbandry)	816587	881435	1197268	1205741	1388223	1794268	2072835	2270406
2	Forestry & Logging	259541	287128	308006	322149	360121	389383	398403	421203
3	Fishing	52148	63528	65860	74775	96916	169764	212962	278495
4	Mining & Quarrying	557755	662793	793736	962973	719017	913013	1088456	1324409
A.	Sub Total (Primary Sector)	1686032	1894883	2364871	2565638	2564277	3266428	3772656	4294513
5	Manufacturing	635345	1140835	1412066	1544940	1176667	1092900	1297159	1406729
5.1	Manufacturing (Reg.)	543771	1025411	1273572	1393360	1025868	920901	1099503	1189080
5.2	Manufacturing (Un. Reg.)	91574	115424	138494	151580	150799	171999	197656	217649
6	Construction	413553	617370	638396	757549	909802	1111009	1277456	1460874
7	Elec.Gas & Water Supply	93923	88145	105034	437190	380695	367870	501926	530196
B.	Sub Total (Secondary Sector)	1142821	1846350	2155496	2739679	2467164	2571779	3076541	3397799
8	Transport,Comm.& Storage	220767	279181	334400	393500	482095	545824	667472	810694
8.1	Railway	40787	59270	65999	72250	100600	85008	98908	110601
8.2	Transport	141278	174865	217013	263068	313218	380968	468927	575148
8.3	Storage	4982	5982	7196	8781	11110	12623	14878	17578
8.4	Communication	33719	39064	44193	49401	57167	67224	84759	107366
9	Trade Hotel & Res.	499427	563604	694453	880989	802560	983468	1149005	1283101
10	Banking-Insu. & Real-Estate Ownership Dwelling	434610	507174	604227	738307	860929	1068080	1298636	1606658
10.1	Banking & Insurance	122480	154344	175031	212412	271716	370115	473634	625583
10.2	Real-estate & Ownership Dwelling	312130	352830	429196	525895	589213	697965	825003	981075
11	Community & Personal Services	582792	662379	781337	962759	1242561	1605989	1955270	2306482
11.1	Public Administration	160773	165177	182239	249027	327751	424015	507855	627464
11.2	Other Services	422019	497202	599098	713732	914811	1181974	1447416	1679019
C.	Sub-Total (Tertiary Sector)	1737596	2012338	2414418	2975555	3388145	4203361	5070384	6006936
	Grand Total(A+B+C) (Gross State Domestic Product)	4566449	5753571	6934785	8280872	8419586	10041568	11919581	13699248
	Population (in Lakh)	227	232	236	241	245	250	255	260
	Per Capita GSDP (In Rs.)	20117	24800	29385	34360	34366	40166	46743	52689

Table No. 24
Net State Domestic Product of Chhattisgarh Based on Constant Price
(Rs.In Lakh)

No.	Sector	2005-06	2006-07	2007-08	2008-09	2009-10	2010-11(P)	2011-12(Q)	2012-13(A)
1	Agriculture(Inclu. Animal Husbandry)	761507	796216	891150	764903	833500	1058660	1123527	1179847
2	Forestry & Logging	252593	259748	270234	269384	274371	286626	288256	301998
3	Fishing	50114	51455	51689	58849	59786	84458	92583	101488
4	Mining & Quarrying	457117	505982	513021	542841	586438	597186	560760	585020
A.	Sub Total (Primary Sector)	1521330	1613401	1726093	1635977	1754095	2026930	2065126	2168353
5	Manufacturing	585475	966800	1104456	1077915	883863	745498	776122	829354
5.1	Manufacturing (Reg.)	499128	867401	992140	965395	770770	624923	645833	690841
5.2	Manufacturing (Un. Reg.)	86346	99399	112316	112520	113093	120575	130289	138513
6	Construction	391698	549178	529410	566600	644778	726671	765259	797734
7	Elec.Gas & Water Supply	93564	71866	65854	265475	218026	179509	205894	211349
B.	Sub Total (Secondary Sector)	1070736	1587844	1699719	1909990	1746667	1651678	1747275	1838437
8	Transport,Comm. & Storage	217011	262291	297798	329024	362319	395303	451944	528151
8.1	Railway	42758	55228	58065	64189	77007	71902	84496	111432
8.2	Transport	132634	151851	172862	189141	202427	224600	250162	277674
8.3	Storage	4695	5290	5782	6433	7229	7433	7916	8408
8.4	Communication	36924	49922	61089	69261	75656	91368	109370	130637
9	Trade Hotel & Res.	424610	483727	544126	625527	624787	705082	746623	794382
10	Banking-Insu. & Real-Estate Ownership Dwelling	422945	476862	515361	560702	633671	721793	822123	1002768
10.1	Banking & Insurance	132238	171152	196172	226694	290957	367636	455442	619850
10.2	Real-estate & Ownership Dwelling	290706	305711	319189	334008	342714	354157	366681	382918
11	Community & Personal Services	549709	582352	628117	704954	804789	946182	1046549	1121046
11.1	Public Administration	151922	146647	147436	184192	215654	253628	277186	312489
11.2	Other Services	397787	435706	480682	520762	589136	692554	769363	808557
C.	Sub-Total (Tertiary Sector)	1614275	1805233	1985402	2220207	2425566	2768359	3067239	3446348
	Grand Total(A+B+C) (Gross State Domestic Product)	4206341	5006477	5411215	5766174	5926328	6446967	6879640	7453138
	Population (in Lakh)	227	232	236	241	245	250	255	260
	Per Capita GSDP (In Rs.)	18530	21580	22929	23926	24189	25788	26979	28666

Table No. &2-5
Gross State Domestic product of Chhattisgarh,
Percent Growth Over Previous Year At Current Price

(In %)

No.	Year	Primary Sector (X)	Secondary Sector (#)	Tertiary Sector (\$)	Gross Total
1	2	3	4	5	6
1	2006-07	13.19	51.80	15.44	25.28
2	2007-08	24.13	16.66	19.60	20.01
3	2008-09	10.43	28.90	22.88	20.83
4	2009-10	-0.07	-5.91	14.13	2.47
5	2010-11(P)	24.64	8.50	23.39	18.73
6	2011-12(Q)	16.09	18.02	20.20	18.25
7	2012-13(A)	13.87	11.49	18.20	14.82

(X) = Agriculture(Inclu. Animal Husbandry) Forestry & Logging Fishing Mining & Quarrying.

(#) = **Manufacturing** ^{1/4}**Reg. Un. Reg**, Elec.Gas & Water Supply and Construction.

\$ = **Transport,Comm.& Storage** , Ownership Dwelling, Public Administration and Other Services.

(P) = Provisional Estimate (Q) = Quick Estimate (A) = Advance Estimate

Source- Directorate Economics and Statistics.

Table No. &2-6
Gross State Domestic product of Chhattisgarh,
Percent Growth Over Previous Year At Constant Price (2004-2005)

No.	Year	Primary Sector (X)	Secondary Sector (#)	Tertiary Sector (\$)	Gross Total
1	2	3	4	5	6
1	2006-07	6.96	40.82	11.38	18.60
2	2007-08	7.80	8.13	9.88	8.61
3	2008-09	-3.10	15.37	11.70	8.39
4	2009-10	6.15	-4.28	9.53	3.42
5	2010-11(P)	15.57	0.69	13.76	9.75
6	2011-12(Q)	3.87	9.09	10.72	8.14
7	2012-13 (A)	6.79	5.93	12.06	8.57

(X) = Agriculture(Inclu. Animal Husbandry) Forestry & Logging Fishing Mining & Quarrying.

(#) = Manufacturing (Reg. Un. Reg), Elec.Gas & Water Supply and Construction.

\$ = Transport,Comm.& Storage , Ownership Dwelling, Public Administration and Other Services.

(P) = Provisional Estimate (Q) = Quick Estimate (A) = Advance Estimate

Source- Directorate Economics and Statistics.

Table No. 2-7
Net State Domestic product of Chhattisgarh,
Percent Growth Over Previous Year Based on Current Price

(In. %)

No .	Year	Primary Sector (X)	Secondary Sector (#)	Tertiary Sector (\$)	Gross Total
1	2	3	4	5	6
1	2006-07	12.39	61.56	15.81	26.00
2	2007-08	24.80	16.74	19.98	20.53
3	2008-09	8.49	27.10	23.24	19.41
4	2009-10	-0.05	-9.95	13.87	1.68
5	2010-11(P)	27.38	4.24	24.06	19.26
6	2011-12(Q)	15.50	19.63	20.63	18.70
7	2012-13 (A)	13.83	10.44	18.47	14.93

(X) = Agriculture(Inclu. Animal Husbandry) Forestry & Logging Fishing Mining & Quarrying.

(#) = Manufacturing & Reg. Un. Reg), Elec.Gas & Water Supply and Construction.

\$ = Transport,Comm.& Storage , Ownership Dwelling, Public Administration and Other Services.

(P) = Provisional Estimate (Q) = Quick Estimate (A) = Advance Estimate

Source- Directorate Economics and Statistics.

Table No.&2-8**Net State Domestic product of Chhattisgarh,
Percent Growth Over Previous Year At Constant Price (2004-2005)**

(In. %)

No	Year	Primary Sector (X)	Secondary Sector (#)	Tertiary Sector (\$)	Gross Total
1	2	3	4	5	6
1	2006-07	6.05	48.29	11.83	19.02
2	2007-08	6.98	7.05	9.98	8.08
3	2008-09	-5.22	12.37	11.83	6.56
4	2009-10	7.22	-8.55	9.25	2.78
5	2010-11(P)	15.55	-5.44	14.13	8.79
6	2011-12(Q)	1.88	5.79	10.80	6.71
7	2012-13 (A)	5.00	5.22	12.36	8.34

(X) = Agriculture(Inclu. Animal Husbandry) Forestry & Logging Fishing Mining & Quarrying.

(#) = Manufacturing $\frac{1}{4}$ Reg. Un. Reg), Elec.Gas & Water Supply and Construction.

\$ = Transport,Comm.& Storage , Ownership Dwelling, Public Administration and Other Services.

(P) = Provisional Estimate (Q) = Quick Estimate (A) = Advance Estimate

Source- Directorate Economics and Statistics.

Table No. & 3-1
Area Under Principal Crops

(thousands)

No.	Crops	Area Under Principal Crops								
		2003-04	2004-05	2005-06	2006-07	2007-08	2008-09	2009-10	2010-11	2011-12
1	2	3	4	5	6	7	8	9	10	11
1-0	Cereals									
1-1	Paddy	3829.0	3843.8	3854.3	3905.3	3902.9	3928.8	3837.7	3937.8	3939.9
1-2	Wheat	106.1	99.2	97.1	93.2	95.0	94.8	109.1	103.7	104.8
1-3	Jowar	9.1	8.4	8.5	6.0	7.7	5.3	5.6	5.7	5.3
1-4	Maize	98.6	97.9	101.6	100.1	100.1	99.3	101.7	104.9	107.4
1-5	kodo-Kutki	205.4	194.2	177.7	161.1	151.9	145.5	137.1	127.9	121.6
1-6	Barley	4.4	4.0	3.6	3.5	3.4	3.1	3.1	2.3	2.9
1-7	Small Cereals	56.4	56.8	50.4	49.1	64.6	54.3	44.30	39.2	37.7
2-0	Pulses									
2-1	Gram	204.7	233.3	242.7	231.4	243.5	237.5	263.9	250.5	260.2
2-2	Tur	52.3	52.5	50.7	53.8	50.4	49.2	52.9	54.5	52.9
2-3	Urad	121.3	119.5	117.6	114.5	114.9	110.8	107.2	107.1	102.0
2-4	Moong-Moth	18.1	16.4	17.1	16.6	16.2	16.2	16.5	16.3	15.4
2-5	Kulthi	56.7	55.4	53.9	52.8	53.0	51.6	51.1	50.9	48.7
2-6	Lakh Tiwda	460.9	449.4	458.1	425.4	428.6	387.6	327.5	359.2	347.6
3-0	Sugar-cane	11.2	12.3	14.5	19.2	19.3	16.0	14.7	15.4	17.5
4-0	Oil Seeds									
4-1	Ground Nut	36.3	34.1	32.8	33.1	31.7	30.5	30.6	29.6	28.7
4-2	Ramtil	74.4	73.1	72.8	72.8	71.9	70.9	68.1	69.4	66.5
4-3	Til	25.1	24.3	24.6	21.3	21.2	20.0	19.6	20.5	19.7
4-4	Soyabean	20.8	32.3	46.8	64.5	72.9	81.8	83.7	95.8	103.2
4-5	Lin seed	75.0	71.1	70.8	64.6	55.9	47.6	44.8	37.0	35.3
4-6	Rape Seed & Mustard	55.3	54.5	57.2	54.5	51.4	52.0	52.3	50.2	49.2

Source-Commissioner Land Records, Chhattisgarh

Table 3-2
Principal Crops of Production

(thousands)

No.	Crops	Principal Crops of Production								
		2003-04	2004-05	2005-06	2006-07	2007-08	2008-09	2009-10	2010-11	2011-12
1	2	3	4	5	6	7	8	9	10	11
1-0	Cereals									
1-1	Paddy	5567.6	4586.8	5267.5	5441.5	5635.0	6021.8	6520.9	9956.6	9451.2
1-2	Wheat	108.6	85.2	85.2	94.0	104.6	97.4	118.92	121.7	135.1
1-3	Jowar	7.6	4.9	5.8	5.2	7.2	6.3	6.8	8.2	4.1
1-4	Maize	135.0	140.0	109.6	123.5	157.1	139.9	145.36	190.5	177.9
1-5	kodo-Kutki	50.9	38.6	29.3	30.0	39.2	24.9	22.83	26.0	22.5
1-6	Barley	4.3	3.5	3.0	2.8	4.0	2.8	2.3	1.2	2.2
1-7	Small Cereals	16.8	12.5	13.1	6.9	16.8	9.5	9.3	8.9	10.5
2-0	Pulses									
2-1	Gram	197.3	119.7	172.2	193.5	212.4	190.3	230.18	239.6	260.7
2-2	Tur	31.5	26.9	22.5	22.9	26.3	28.4	27.61	23.9	23.7
2-3	Urad	35.1	32.6	33.9	34.5	35.1	32.4	29.20	30.6	30.0
2-4	Moong-Moth	4.8	3.9	4.3	4.3	4.2	4.0	3.94	4.2	3.9
2-5	Kulthi	18.4	16.4	17.6	16.6	16.9	16.1	14.13	14.6	14.4
2-6	Lakh Tiwda	278.8	175.3	208.3	225.2	553.0	211.0	193.19	223.6	206.9
3-0	Sugar-cane	13.3	16.5	19.0	20.3	27.3	22.0	35.35	18.4	45.4
4-0	Oil Seeds									
4-1	Ground Nut	40.2	38.1	35.5	37.7	40.0	37.7	45.06	35.9	37.9
4-2	Ramtil	13.1	12.1	12.3	12.8	12.8	12.6	10.90	12.0	11.4
4-3	Til	7.1	7.3	7.3	6.4	6.7	6.1	8.64	6.9	7.6
4-4	Soyabean	18.4	31.0	41.9	64.2	83.6	79.9	77.83	112.4	84.6
4-5	Lin seed	23.1	16.3	17.5	16.2	17.1	13.0	13.00	9.8	13.6
4-6	Rape Seed & Mustard	22.8	20.6	18.2	21.8	20.6	19.7	21.68	20.8	21.9

Source-Commissioner Land Records, Chhattisgarh

Table No. & 3-3
Principal Crops of Average Production

Per Ha. Kg.½

Years	Rice	Wheat	Jowar	Maize	Gram	Tur	Soya-bean	Cotton	Sugar-cane
1	2	3	4	5	6	7	8	9	10
1999-2000	1337	1205	844	1548	642	1086	832	249	3000
2000-2001	988	1022	665	1346	515	429	547	106	2601
2001-2002	1402	1024	965	745	714	374	810	121	2514
2002-2003	683	1106	740	1305	644	433	550	142	2484
2003-2004	1531	1066	1001	1370	964	603	882	336	2582
2004-2005	1232	889	667	1430	542	510	1017	284	2472
2005-2006	1367	876	682	1078	710	441	895	158	2310
2006-2007	1425	1044	873	1225	843	426	998	287	2546
2007-2008	1451	1098	1019	1562	872	522	1155	232	2485
2008-2009	1198	1027	1188	1404	801	583	977	298	2387
2009-2010	1179	1090	1214	1429	872	522	930	Unavailable	2405
2010-2011	1686	1174	1432	1817	957	439	1174	283	2448
2011-2012	1599	1289	774	1656	1002	448	820	Unavailable	Unavailable

Source-Commissioner Land Records and Settlement Chhattisgarh.

Table No.& 3-4
Source of Irrigation Under Irrigated Area

Ha.½

No.	Year	Canals	Tanks	Wells	Tube wells Including Other Sources	Total
1	2	3	4	5	6	7
1	1999&2000	802137	60085	40236	175981	1078439
2	2000&2001	677930	54663	39308	212261	984162
3	2001&2002	834737	54944	38955	222645	1151281
4	2002&2003	735061	55447	38871	243431	1072810
5	2003&2004	768759	49707	35611	236410	1090487
6	2004&2005	829987	58032	38952	281099	1208070
7	2005&2006	876039	52611	34724	284916	1248290
8	2006&2007	887577	52089	34853	307766	1282285
9	2007&2008	913825	55770	30666	333704	1333965
10	2008&2009	887059	51206	28275	372673	1339213
11	2009&2010	869701	50398	26790	375903	1322792
12	2010&2011	895112	45605	26092	388442	1355251
13	2011&2012	873089	53669	19686	468084	1414528

Source-Commissioner Land Records and Settlement Chhattisgarh.

Table & 41
Declared Supporting Price in Principal Crops

₹/Rs. In Per Q.½

Crops/Items	Marketing Year				
	2008&09	2009&10	2010&11	2011&12	2012&13
1	5	6	7	8	9
Paddy-General	850+50	950+100	1000+50	1080	1250
Paddy-Gread A	880+50	980+100	1030+50	1110	1280
Jowar, Bajara	860	840	-	980	-
Maize	840	840	880	980	1175
Wheat	1000	1150	1100	-	-
Gram	-	-	-	-	-
Ground Nut	-	-	-	2700	-
Tur	-	-	-	3200	-
Urad	-	-	-	3300	-
Moong	-	-	-	3500	-
Sunflower	-	-	-	2800	-
Rap & Musturd	-	-	-	1050	-
Soyabean	-	-	-	1650	-
Black/Yellow	-	-	-	1690	-

Rabi Crops-Wheat, Gram and Rap/Mustard.

Kharif Crops-Paddy, Jowar & Maize, Tur, Urad, Ground Nut, Soyabean, Sunflower.

Marketing Year-Wheat, Gram, Rap & Mustard(April-March), Other Crops(October to September)

Source-Director, Civil Supply, Chhattisgarh

Table No.& 5-1

**Indian Aluminium Company Ltd., Korba
Production and Price**

½Production in MT, Rs. in Lakh½

Year	Indian Aluminum Company Ltd., Korba Production and Price							
	Ingots		Properzi rods		Rold Production		Total	
	Qunt.	Price	Qunt.	Price	Qunt.	Price	Qunt.	Price
2000-2001	7361	5806	36621	30337	36267	34398	80249	70541
2001-2002	20805	17382	23433	21443	25305	28843	69543	67668
2002-03	20490	12922	47490	29947	27510	18272	95490	61141
2003-04	13149	11834	48243	44865	35696	35696	97088	92395
2004-05	6342	5707	34551	32132	31803	31803	72696	69642
2005-06	46462	47251	63302	645255	50391	58456	160155	750962
2006-07	184482	249832	72948	112263	57572	93366	315002	455461
2007-08	195785	234496	101183	135962	61693	92397	358661	462855
2008-09	172342	195528	127041	158150	57398	79991	356781	433669
2009-10	54173	52307	148280	159901	65972	82040	268425	294248
2010-11	27927	31418	160665	202207	66706	87963	255298	321588
2011-12	8671	9208	167826	228309	69157	97046	245654	334563
2012-13*	2785	3659	90343	131155	29736	47066	122864	181880

Source- Indian Aluminium Company Ltd., Korba

Table No. & 5-2
Production of Important Minerals

¼thousand MT½

Year	Coal	Bauxite	Iron-Ore	Dolomite	Lime Stone	Tin(Conce ntrate)
2000-01	50,226	557	20016	695	13954	12979
2001-02	53,677	556	18660	855	13149	13887
2002-03	56758	611	19781	918	13626	10630
2003-04	61505	888	23361	1005	13833	13342
2004-05	69253	1111	23118	1043	14855	23503
2005-06	76358	1332	26084	1109	15088	98734
2006-07	83241	1593	28731	1120	14972	100835
2007-08	90172	1794	30997	1295	14172	63218
2008-09	101913	1674	29997	1318	15789	59778
2009-10	109953	1687	26211	1287	15160	59015
2010-11	113824	2110	29146	1388	19096	61355
2011-12*	113929	2390	31788	1525	20228	48766

Source- Directorate of Mining and minrals, Chhattisgarh

* Provisional

Table No. & 5-3
Price of Important Minerals

₹s. In Lakh

Year	Coal	Bauxite	Iron-Ore	Dolomite	Lime Stone	Tin (Concentrate)
2000-01	300026	2529	49042	1816	18495	10
2001-02	286880	1445	63231	2320	17022	11
2002-03	355239	2188	69834	2351	15145	9
2003-04	334587	2774	84162	2430	15492	13
2004-05	417436	2900	131138	2329	17090	35
2005-06	489378	3861	237338	2524	19316	148
2006-07	532010	5487	326767	2617	21402	184
2007-08	581204	7083	468950	2944	19394	146
2008-09	678736	5574	590643	3612	22082	213
2009-10	503083	6079	442272	3356	22319	229
2010-11	582562	7653	626758	3013	28901	271
2011-12*	583316	10575	917402	3006	29735	216

Source- Directorate of Mining and minerals, Chhattisgarh

* Provisional

Table No. & 5-4
Per Tone Average Price of Important Minerals

(Rs. In

Lakh½

Year	Coal	Bauxite	Iron-Ore	Dolomite	Lime Stone	Tin (Concentrate)
2000-01	597	454	245	261	133	77
2001-02	534	260	339	271	129	79
2002-03	525	358	353	256	111	85
2003-04	544	312	360	242	112	97
2004-05	603	261	567	223	115	149
2005-06	641	290	910	228	128	150
2006-07	639	345	1137	234	143	182
2007-08	645	395	1513	227	137	231
2008-09	666	333	1969	274	140	356
2009-10	458	360	1687	261	147	388
2010-11	512	363	2150	217	151	442
2011-12*	512	442	2886	197	147	443

Source- Directorate of Mining and minerals, Chhattisgarh

* Provisional

Table No. & 6-1**Length of Roads**in KM^{1/2}

Year	National Highways	State Highways	Major District Roads	Other District Rural Roads	Total Length of Roads (PWD)	Pradhan Mantri Gram Sadak Yojana
1	2	3	4	5	7	6
2000-2001	1,827	2,197	3,532	27,526	35,082	0.00
2001-2002	1,827	3,611	2,118	27,526	35,082	0.00
2002-2003	1,827	3,611	2,118	28,768	36,324	683.47
2003-2004	2225	3213	2118	28768	36324	1071.77
2004-2005	2225	3213	4814	24678	34930	921.87
2005-2006	2225	3213	4817	24756	35728	2004.98
2006-2007	2228	3213	4818	25811	36066	3031.86
2007-2008	2228	3213	4818	25122	35381	2676.38
2008-2009	2228	3213	4818	25133	35392	2427.09
2009-2010	2228	3213	4814	25133	35407	4020.44
2010-2011	2226	5240	10539.80	15442.95	33448.75	1570.72
2011-2012	2226	5240	10539	13798	31803	1053.65

Source- Chief Eng. Public Work Department, Chhattisgarh.
Panchayat and Rural Development department, Rural Road development Authority.

Table No. & 6-2
Total Registered Vehicles

‰thousand‰

Year (31 March)	Cars and Jeeps	Taxi Cars and three Wheelers	Buses/ Mini- buses	Goods Carrier Truck	Two Wheelers	Tractors Trailers and others	Total Registered Vehicles
1	2	3	4	5	6	7	8
1999	29	7	10	32	585	50	713
2000	31	7	12	35	643	53	781
2001	34	8	14	36	707	58	857
2002	38	10	15	39	793	65	960
2003	42	11	17	52	881	75	1078
2004	50	11	19	57	991	85	1215
2005	59	13	23	66	1719	97	1375
2006	68	14	24	73	1247	111	1540
2007	78	16	27	85	1396	126	1728
2008	90	18	31	97	1553	139	1928
2009	104	20	36	107	1745	155	2167
2010	121.6	22.5	38.5	116.8	1964.71	171.36	2435
2011	146.92	26.29	42.33	127.61	2232.93	189.95	2766.03
2012	170.28	31.12	45.78	141.05	2493.27	218.23	3099.73

Source-Commissioner, Transport Chhattisgarh.

Table No.& 7-1

Employment in Administrative Sector In Chhattisgarh Employment Sector

(On 31 March)

Census Year	Govt.Dep. (Regular)	Urban Local Bodies	Rural Local Bodies	Development Authority, Urban Reforms, Special Area	Universities	Total
1	2	3	4	5	6	7
1999	177988	14102	23535	468	1300	217393
2000	177890	13107	23864	396	1288	216545
2001	182352	12913	24181	399	2092	221937
2002	174273	12871	25795	395	2323	215657
2003	174423	14514	31083	184	2228	222432
2004	175124	15472	35122	14	2536	228268
2005	174453	12552	38500	426	2296	228227
2006	175347	13358	47380	557	2439	239080
2007	178165	13779	59400	363	2940	254647
2008	189434	14983	126090	686	2940	334133

Source-Directorate of Economics and statistics, Chhattisgarh.

Table No.& 8-1

District Central Co-operative Banks

(Rs.in lakhs)

Particular	2005&06	2006&07	2007&08	2008&09	2009&10	2010&11	2011&12
1	2	3	4	5	6	7	8
No. of Banks	06	06	06	06	06	06	6
Branches	198	198	198	198	198	198	215
Members (1,000)	55.5	18440	20083	20010	43590	44741	56387
Share Capital							
(1) Total	5993.42	9968.17	8290.37	8492.46	14458.20	15784.63	19014.31
(2) Govt.	467.29	3333.13	799.14	768.43	1059.11	1152.03	1311.7
Security	149694.46	159766.10	186593.36	178687.47	262492.96	228648.34	340363.61
Working Capital	184035.17	209180.69	252957.21	240832.13	369911.59	376708.016	428038.61
Loan Distribution							
(A)Total	57854.84	83330.61	79891.90	17148.56	185577.84	142035.87	192426.5
(B) Short Term	52186.33	62249.42	71394.13	60975.30	118389.16	129425.24	181693.5
(c)Middle term	5185.69	2743.62	8497.77	9173.26	67188.68	12610.63	10733.00
Loan Balance							
(A)Total	17608.13	81189.96	87938.90	80670.15	104698.91	107714.83	128368.86
(B) Short Term	44941.20	62325.84	64279.32	57209.12	57699.58	71696.22	92734.38
(c)Middle term	24387.52	17958.62	23964.54	23461.03	46999.33	36018.61	35634.48
Long term loan	31605.24	41939.18	53937.66	50543.71	41840.02	45961.70	59298.3
Profit							
(A)No of Banks	06	05	05	04	04	05	152
(B)Rupees	1711.34	2827.01	3376.83	2824.72	6166.59	5141.65	8662
Loss							
(A)No of Banks	-	01	01	02	2	1	63
(B)Rupees	-	707.35	156.38	144.43	733.77	10.39	1204.81

Source- Commissioner, Registered Co-operative Institution, Chhattisgarh.

Table No.& 8-2**Primary Co-operative Agriculture Credit Societies**

Particular	Unit	2005&06	2006&07	2007&08	2008&09	2009&10	2010&11	2011&12
1	2	3	4	5	6	7	8	9
Societies	No.	1333	1333	1333	1333	1333	1333	1333
No. of Members	0,000	1964	2099	2128	2109	1440	1415	1505
Scheduled Castes	&]]&	303	301	329	340	291	246.6	287
Scheduled tribe	&]]&	613	638	643	639	359	417.5	447
Total Loanee Members	&]]&	1126	1240	1249	1305	909	935.6	987
Scheduled Castes	&]]&	164	173	190	201	336	233.1	243
Scheduled tribe	&]]&	327	320	238	245	179	227.1	247
Total Share Capital	Rs.in Lakhs	8671.06	26224.85	24492.11	24071.23	12919.16	13346.01	14347.03
Total Loan Distribution	&]]&	87082	50397.13	46334.79	45343.97	98680.41	97694.59	99696.60
(B) Short Term	&]]&	33899	45114.91	32085.10	32701.09	93671.97	95718.24	97714.26
(c)Middle term	&]]&	1615	5282.22	14528.72	12642.88	5008.44	1976.35	1982.34
Total Loan Balance	&]]&	52745	53968.97	55058.34	31021.80	96624.38	89365.75	90265.74
(B) Short Term	&]]&	29027	31237.37	30785.54	25231.20	79191.57	76135.00	78123.00
(c)Middle term	&]]&	18431	22631.60	23999.35	5790.60	17432.81	13230.75	12142.74
Long term loan	&]]&	26883	24813.94	284206.05	263104.03	29223.53	25563.10	27562.10

Source- Commissioner, Registered Co-operative Institutions, Chhattisgarh.

Table No.& 8-3
Distrcet Co-operative Agriculture and
Rural development Banks

₹/Rs.in Lakhs½

No.	Particular	Year 2011&12
1	2	3
1	No. of Banks	12
2	No. of Branches	61
3	Member (1,000)	82203
4	Share Capital	
	(1) Total	1352
	(2) Govt.	458.05
5	Security	971.5
6	Working Capital	19209.25
7	Loan Distribution	
	(a) Total	128.97
	(b) Short Term	29.52
	(c) Middle term	-----
	(d) Long term loan	99.45
8	Loan Balance	
	(a) Total	10184.89
	(b) Short Term	35.42
	(c) Middle term	-----
	(d) Long term loan	10221.51
9	Long term loan	4673.43
10	Profit	
	(a) No.of Banks	06
	(b) Rupees	239.4
11	Loss	
	(b) No.of Banks	56
	(b) Rupees	1789.39

Source- Commissioner, Registered Co-operative Institutions, Chhattisgarh.

Table No.& 9-1**Position of Reporting Scheduled Commercial Banks**

₹s.in Crore½

Year End (Last Friday)	Reporting Bank Branches	Deposits	Loans	Credit Deposit Ratio (in %)
1	2	3	4	5
1998&1999	1046	5602	2070	36.95
1999&2000	1045	6116	2379	38.91
2000&2001	1042	7458	2966	39.77
2001&2002	1036	9605	4219	43.93
2002&2003	1039	11443	4474	39.10
2003&2004	1319	15454	9101	58.89
2004&2005*	1331	17605	11269	64.01
2005&2006*	1334	22053	12684	57.52
2006&2007*	1356	26014	15420	58.27
2007&2008*	1416	31618	19094	60.39
2008&2009*	1500	39437	23043	57.99
2009&2010*	1590	49379	27943	56.59
2010&2011 *	1705	59032	33022	55.94
2011&2012	1912	70742	40135	56.73
2012&2013 (Sept. 12)	1981	39825	39825	53.20

Source- RBI, Mumbai

* SLBC, CG, 22,34,38,40,44 and 48th meeting publication



जन्म हो या मरण, आवश्यक है पंजीकरण

जन्म और मृत्यु का पंजीयन 21 दिनों के भीतर कराये एवं प्रमाण-पत्र निःशुल्क प्राप्त करें।

जन्म प्रमाण पत्र के लाभ

1. जन्म तारीख एवं जन्म स्थान का प्रमाणिक दस्तावेज
2. स्कूल में प्रवेश के समय आवश्यक
3. राशन कार्ड में नाम दर्ज कराने के लिए आवश्यक
4. पासपोर्ट बनवाने में आवश्यक
5. मतदान अधिकार प्राप्त करने के लिए

मृत्यु प्रमाण-पत्र

1. मृत्यु का कानूनी प्रमाण पत्र
2. मृत्यु तारीख एवं मृत्यु स्थान का प्रमाणिक दस्तावेज
3. पैतृक सम्पत्ति/उत्तराधिकार के निराकरण हेतु
4. कोर्ट कचहरी के मामले में मृत्यु के साक्ष्य के रूप में
5. बीमा सम्बन्धी मामलों में मुआवजा प्राप्ति, दावा करने हेतु

पंजीकरण कहाँ करायें ?

नगर निगम /नगर पालिका परिषद /नगर पंचायत
ग्रामीण क्षेत्रों में
ग्राम पंचायत

यह राज्य और देश के शिक्षा, स्वास्थ्य और विकास के नियोजन के लिए आवश्यक है।

हमेशा याद रखिये जन्म और मृत्यु-प्रमाण पत्र एक कानूनी दस्तावेज है।

मुख्य रजिस्ट्रार (जन्म एवं मृत्यु) आर्थिक एवं सांख्यिकी संचालनालय, छत्तीसगढ़ रायपुर
द्वारा प्रसारित