

SARVA SHIKSHA ABHIYAN

DISTRICT ELEMENTARY EDUCATION PLAN

**ANNUAL WORK PLAN & BUDGET
2003-2004**

**KANNIYAKUMARI DISTRICT
TAMILNADU**

LIBRARY & DOCUMENTATION CENTRE

National Institute of Education

Planning and Administration

17-B, Ansari Road

New Delhi-110016

DOC. No.

D-1264

Date

05-12-2003

CONTENTS

Chapter	Title	Page Nos.
I	PLAN OVERVIEW	
	1.1 Introduction	1
	1.2 Planning Process	1
	1.3 General Profile	4
	1.4 Educational Profile	6
	1.5 Early Childhood Care and Education	23
	1.6 Out of School Children	25
	1.7 Special Focus Group	25
	1.8 VECs, CRCs, BRCs	28
	1.9 Infrastructure	30
	1.10 District Project Office	32
II	PROGRESS REVIEW	
	2.1 Introduction	33
	2.2 Progress in Access	33
	2.3 Progress in Enrolment	34
	2.4 Progress in Completion	34
	2.5 Repetition	39
	2.6 Transition	41
	2.7 Attendance	42
	2.8 Pupils' Achievement	42
	2.9 Mainstreaming out of school children	45
	2.10 Appointment of Teachers	46
	2.11 Programmes for Disabled	47
	2.12 Programmes for SC/ST	48

	2.13 Programmes for Girls	48
	2.14 Early Childhood Care and Education	49
	2.15 Functioning of Village Education Committees	49
	2.16 Activities in Cluster Resource Centres	50
	2.17 Programmes in Block Resource Centres	51
	2.18 Research, Evaluation and Monitoring	51
	2.19 Improving Infrastructure	53
	2.20 Maintenance and Repairs	54
	2.21 Programmes for Quality Improvement	54
	2.22 Project Management	58
	2.23 Convergence with ongoing Schemes	59
	2.24 Issues and Strategies	61
III	ACTIVITIES AND BUDGET	
	3.1 Primary Schools	62
	3.2 Upper Primary Schools	62
	3.3 Alternative and Innovation Education	62
	3.4 Special Focus Groups	63
	3.5 Village Education Committee	63
	3.6 Cluster Resource Centres	64
	3.7 Block Resource Centres	64
	3.8 Research, Evaluation and Monitoring	64
	3.9 Civil Construction Works	65
	3.10 Maintenance and Repair Works	65
	3.11 Management	66
	3.12 Training	66
	3.13 Innovation	68
	3.14 Procurement Plan	68
	3.15 Implementation Schedule	69

List of Tables

Table 1.1	Access Rate 2002-2003
Table 1.2	Number of Schools
Table 1.3	Number of Teachers
Table 1.4	GER & NER
Table 1.5	Enrolment - Primary
Table 1.6	Enrolment - Upper Primary
Table 1.7	Enrolment of SC - Primary
Table 1.8	Enrolment of SC - Upper Primary
Table 1.9	Enrolment of ST - Primary
Table 1.10	Enrolment of ST - Upper Primary
Table 1.11	Enrolment of Disabled
Table 1.12	CR - Primary and Upper Primary
Table 1.13	R.R Primary and Upper Primary
Table 1.14	D.R. Primary and Upper Primary
Table 1.15	Transition Rate
Table 1.16	Teacher Pupil Ratio
Table 1.17	Number of ECCEs
Table 1.18	Out of School Children
Table 1.19	ST/ ST Children

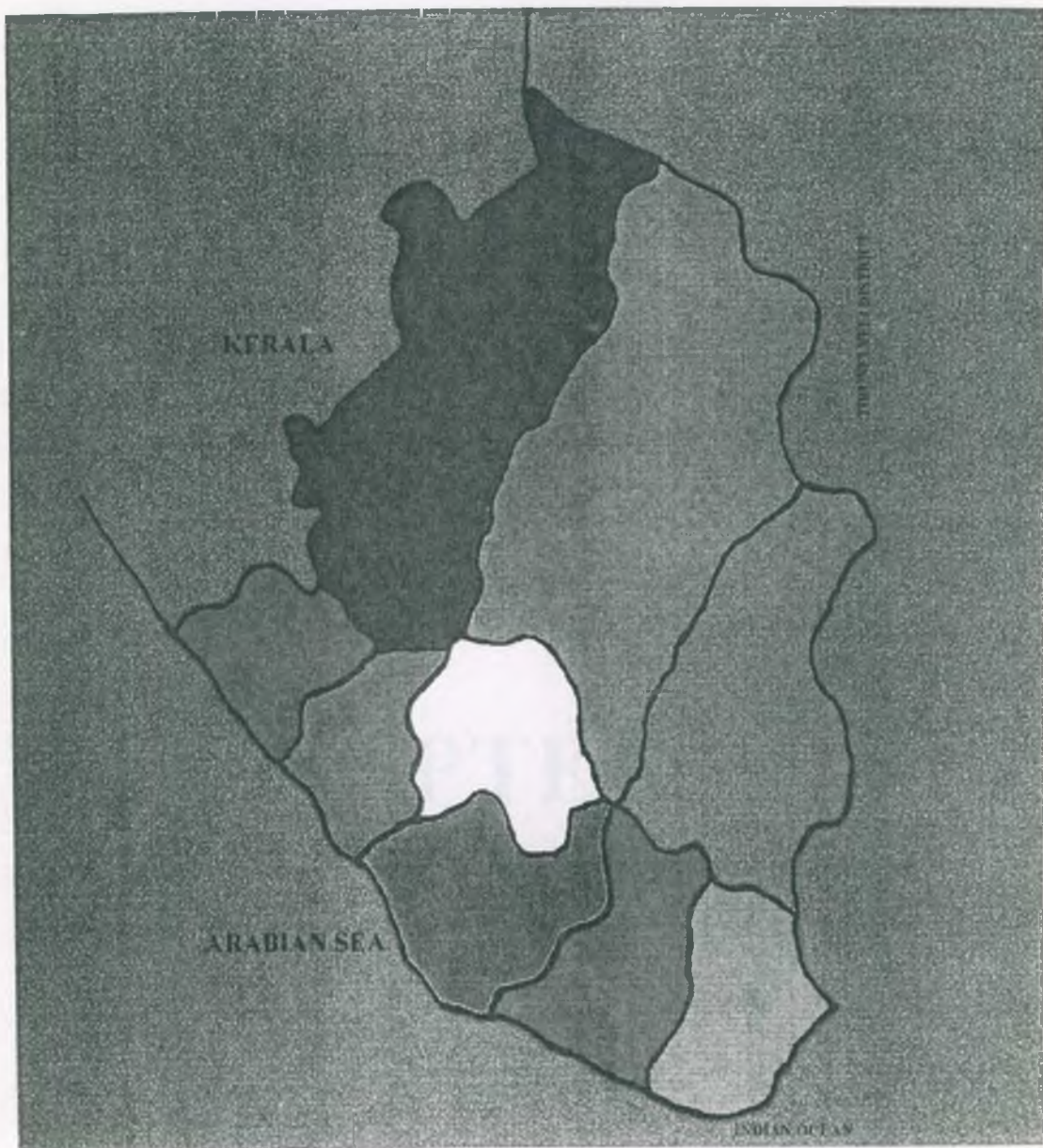
Table 1.20	Disabled Children
Table 1.21	Enrolment of Girls
Table 1.22	CRC and VEC
Table 1.23	DPO Staff
Table 2.1	Enrolment of Boys and Girls
Table 2.2	Enrolment of Disabled Children
Table 2.3	Progress in Completion
Table 2.4	Repetition Rate - Primary
Table 2.5	Repetition Rate - Upper Primary
Table 2.6	Transition Rate
Table 2.7	Attendance Rate
Table 2.8	Achievement Level (Primary)
Table 2.9	Achievement Level (Upper Primary)
Table 2.10	Bridge Course Centres
Table 2.11	Appointment of Teachers

List of Annexures

Annexure I : Implementation Schedule for 2003-2004

Annexure II : Training Schedule

Annexure III : Identification Card for Out of School Children



-  Thovalai
-  Agasteeswaram
-  Rajakkamangalam
-  Kurunthancode
-  Thuckalay
-  Thiruvattar
-  Melpuram
-  Killiyoor
-  Munchirai

CHAPTER - I

Chapter -I

Plan Overview

1.1 Introduction

Sarva Shiksha Abhiyan was started in the year 2001-2002 to fulfill the constitutional guarantee of compulsory elementary education for all children up to the age of 14. It is an attempt to universalize and improve the quality of elementary education in a mission mode.

Sarva Shiksha Abhiyan is a result-oriented time-bound programme which goes through a long process of decentralized micro-level planning which has its roots in the villages.

District Elementary Education Plan is a document, which sets priorities and pronounces implementation strategies

The Annual Work Plan and Budget for the year 2003-2004 is presented in the following pages.

1.2 Planning Process

Decentralized and participatory planning process was adopted for the preparation of AWP & B for 2003-2004. An orientation programme for the ADPCs of all the districts was held at Trichy on 7.3.2003. Dr.S.Chandrasekaran, State Project Director and Mr. S. Ramakrishnan Asst. Director (Statistics) gave elaborate guidelines on plan preparation.

A workshop on plan preparation was conducted at the Conference Hall of the TamilNadu Textbook Corporation, Chennai on 16.3.2003. The District

Programme Co-ordinator (CEO), the Additional District Programme Co-ordinator (DEEO), the Assistant District Programme Co-ordinator and two faculty members from the District Institute of Education and Training, Theroor participated in the Workshop.

Mr. C.V. Sankar I.A.S., Secretary, Department of School Education, Dr.S.Chandrasekharan, State Project Director, SSA , Directors and Joint Directors of School Education Department interacted with the participants and offered their suggestions regarding Plan Document preparation.

State Level Planning Team members Mr. N. Murugesan and Mr. V. Expedith reviewed the progress of Plan Document preparation at a meeting on 18.3.2003 at Tirunelveli. The District Planning Team members of Kanyakumari, Tirunelveli, Thoothukudi and Virudhunagar districts participated in the meeting.

The State Planning Team members visited Kanyakumari District on 19.3.2003. Accompanied by the ADPC, they visited Govt. Primary School, Variyoor where a 2 Classroom building was constructed under SSA project. They interacted with the Village Education Committee members of the School. From the interaction, it came to light that the VEC had shown its involvement in the development of the School. The VEC purchased 1 acre of land for the school. Out of this one acre, ½ acre of land was given to the primary section. A building had been constructed in the land which was purchased. Over and above the SSA norms, the VEC spent Rs.35000/- for the construction of 2 classroom building. Then the team visited Government Middle School, Suchindrum where a Resource Persons' Training was being conducted by the BRC, Agastheeswaram. This 2 day training was for Resource Persons for VEC training. The team interacted with the Resource

Persons and BRC Personnel about the quality of the module and the training process. Then they met the Coordinator of the Cluster Resource Centre at Govt. Middle School, Asaripallam.

A broad-based District Planning Team consisting of the Chief Education Officer, Nagercoil, District Elementary Education Officer, Assistant District Programme Co-ordinator, Two DIET faculty members, a BRC Supervisor, an AEEEO and the Statistical Officer was constituted. A core District Planning Team with the ADPC, 2 DIET faculty members, the statistical Officer and a BRC Supervisor as its members was constituted to finalise the draft AWP & B.

The District Programme Co-ordinator and the Additional District Programme Co-ordinator convened a meeting of the BRC Supervisors and Assistant Elementary Education Officers at Valliyoor on 18.3.2003. They instructed the participants to constitute Block Level Planning Committee and Village Level Planning Committees. As per the guidelines given by the District Level Planning Committee, Block Level Planning Committees were constituted in all the Blocks. The VEC of every School listed out the needs of the Schools. After getting the School Development Plans from the VECs, the Block Elementary education Plan was prepared. By combining the BEEPs, the District Level AWP & B was drafted. The Draft Plan was presented at the State Level Workshop on Consolidation and Preparation of District Level AWP & B held at Gandhigram Rural University, Dindigul District from 27.03.03 to 29.3.03.

The Draft Plan Document was brought back to the district and it was redrafted in the light of the suggestions offered by the State Project Director and the State Planning Team.

The thoroughly revised plan document was placed before the state Project Director and the State Planning Team in the Workshop held from 7.4.2003 to 10.4.2003 at the D.P.E.P. Headquarters, Chennai so that the considered views of these experts would enrich the contents of the Document.

1.3 General Profile

Kanyakumari District with its headquarters at Nagercoil is on the southern most tip of the Indian sub-continent .It is bounded by Tirunelveli District in the North and North-East, Kerala State in the North-West, the Bay of Bengal in the South -East, the Indian Ocean in the South and the Arabian sea in the West. The District covers a total area of 1684 sq.km.

A district with two Revenue divisions, viz. Nagercoil and Padmanabhapuram, Kanyakumari consists of four taluks namely Thovalai, Agastheeswaram, Kalkulam and Vilavancode. There are 4 Municipalities, 56 Town Panchayats and 99 Village Panchayats. The District comprises of 9 Administrative Blocks namely Thovalai Agastheeswaram, Rajakkamangalam, Kurunthancode, Thuckalay, Melpuram, Killiyoor and Munchirai.

Demographic Profile

According to the Census, 2001 the total population of the district is 16,69,763 out which there are 8,29,542 males and 8,40,221 females. The sex ratio is 1000:1013 and the population density is 992 per sq.km. The sex ratio for ST-works out to be 992.

Population

	ALL	SC	ST
Male	829542	38713	2628
Female	840221	38899	2626
Total	1669763	77612	5274

SCs constitute 4.64% of the total population and STs constitute 0.32% of the total population.

Bilingual nature

Even after Independence the Kanyakumari District was part of the Travancore-Cochin State i.e Kerala State. It is a bi-lingual district and a sizeable number of people speak both Tamil and Malayalam.

When the states were reorganised, Kanyakumari district was delinked from Kerala and merged with Tamilnadu. The district was named after the shrine of Kumari Amman at Kanyakumari.

Though the district was detached from Kerala the tradition and cultural activities of Kerala still exist in some parts of the district.

Literacy Rate

Kanyakumari is one of the educationally forward districts of Tamil Nadu. The literacy rate of the district is 88.11% as against the state literacy rate of 73.47%. The gender-wise literacy rate of the district is 90.88% for men and 85.38% for women.

The literacy rate in Kanyakumari district is 14.64% higher than the average State literacy rate.

1.4 Educational Profile

1.4.1 Access

There are 1994 habitations in the district. All the eligible habitations are served by Primary schools as well as Upper Primary Schools.

Table 1.1: Access Rate - 2002-2003

S.No.	Block	Primary	Upper Primary
1.	Thovalai	100%	100%
2.	Agastheeswaram	100%	100%
3.	Rajakkamangalam	100%	100%
4.	Kurunthancode	100%	100%
5.	Thuckalay	100%	100%
6.	Thiruvattar	100%	100%
7.	Melpuram	100%	100%
8.	Killiyoor	100%	100%
9.	Munchirai	100%	100%
	District Average	100%	100%

Source: DISE 2002

The Access Rate for the district is 100% both for Primary stage upper Primary stage.

1.4.1.1 Number of Schools

There are 527 Government schools, 285 Aided schools and 108 unaided schools in the district.

Table 1.2 : Number of Schools

Sl.No.	Management	Primary	Upper Primary
1.	Government	295	232
2.	Aided	107	178
3.	Unaided	7	101
	Total	409	511

1.4.1.2 Number of Teachers

The number of teachers working in Government schools are 2858. The number of teachers working in Aided schools are 2580 and the number of teachers working in unaided schools are 1555.

Table 1.3 Number of Teachers

Sl.No.	Management	Primary	Upper Primary
1.	Government	1297	1561
2.	Aided	977	1603
3.	Unaided	56	1499
	Total	2330	4663

1.4.2 Enrolment – GER & NER

The GER and NER of the district for the year 2002-2003 are given in the following table.

Table 1.4: Enrolment - GER and NER - 2002-2003

S. No.	Block	Primary						Upper Primary					
		GER			NER			GER			NER		
		B	G	T	B	G	T	B	G	T	B	G	T
1.	Thovalai	99.2	99.7	99.5	99.2	99.7	99.5	99	99.1	99.1	99	99.1	99.1
2.	Agasthooswaram	101.88	105.8	103.4	98.1	98.25	98.19	102.8	102.3	102.5	97.4	96.8	97.04
3.	Rajakkamangalam	101.88	105.8	103.4	98.1	98.25	98.19	102.8	102.3	102.5	97.4	96.8	97.04
4.	Kurunthancode	106	105	105.5	100	100	100	104	103.6	103.8	100	100	100
5.	Thuckalay	101.78	101.56	101.67	99.1	99.4	99.25	101.66	101.7	101.68	99.3	99.5	99.4
6.	Thiruvattar	100	100	100	100	100	100	100	100	100	100	100	100
7.	Melpuram	103.5	102.5	103	97	99	98	104	106	105	99	99	99
8.	Killiyoor	105	109	107	95	99	97	102	104	103	97	99	98
9.	Munchirai	101.5	101.4	101	100	100	100	100.2	100.1	100.1	99.8	99.7	99.8
	District Average	102.3	103.4	102.7	98.5	99.3	98.9	102.2	101.1	101.9	98.7	98.8	98.8

Source: DISE 2002

1.4.2 Enrolment – GER & NER

The GER and NER of the district for the year 2002-2003 are given in the following table.

The GER for the district is 102.7 at primary level and 101.9 at the Upper primary level. The NER is 98.9 at Primary level and 98.8 at Upper Primary level.

In Kanyakumari District the GER is more than 100 which indicates that all children are in the system. i.e, repeaters are continuing their studies.

1.4.2.1 Boys and Girls

The genderwise break-up of pupils enrolled in Primary and Upper Primary Schools during the year 2002-2003 is given below.

Table 1.5: Enrolment -Primary (2002-03)

S. No.	Name of the Block	6-10 yrs children		Enrolment	
		Boys	Girls	Boys	Girls
1.	Thovalai	4987	4985	4971	4478
2.	Agastheeswaram	16643	15521	16629	15515
3.	Rajakkamangalam	6560	6188	6556	6180
4.	Kurunthancode	9097	8765	9097	8765
5.	Thuckalay	8651	7742	8651	7742
6.	Thiruvattar	6640	6106	6640	6106
7.	Melpuram	9417	9214	9417	9214
8.	Killiyoor	7639	7421	7639	7421
9.	Munchirai	9773	9151	9771	9149
	Total	79461	74593	79425	74570

DISE 2002

Table 1.6: Enrolment – Upper primary (2002-03)

S. No.	Name of the Block	11-14 yrs children		Enrolment	
		Boys	Girls	Boys	Girls
1.	Thovalai	2977	2930	2966	2924
2.	Agastheeswaram	10781	10494	10777	10490
3.	Rajakkamangalam	3352	3197	3352	3197
4.	Kurunthancode	5418	5535	5418	5535
5.	Thuckalay	5569	5085	5569	5085
6.	Thiruvattar	4276	4045	4276	4045
7.	Melpuram	6057	5609	6057	5609
8.	Killiyoor	3917	4134	3917	4134
9.	Munchirai	5074	4887	5073	4884
	Total	47421	45916	47405	45903

DISE 2002

1.4.2.2 Enrolment of SC/ST

The genderwise break-up of SC/ST pupils enrolled in Primary and Upper Primary Schools during the year 2002-03 is given below.

Table 1.7: Enrolment detail for SC -Primary (2002-03)

S. No.	Name of the Block	6-10 yrs children		Enrolment	
		Boys	Girls	Boys	Girls
1.	Thovalai	524	467	514	460
2.	Agastheeswaram	1731	1607	1671	1544
3.	Rajakkamangalam	885	895	885	895
4.	Kurunthancode	671	587	661	578
5.	Thuckalay	578	534	576	533
6.	Thiruvattar	386	329	386	329
7.	Melpuram	669	645	668	637
8.	Killiyoor	272	261	272	261
9.	Munchirai	539	446	537	443
	Total	6255	5771	6170	5700

DISE 2002

Table 1.8: Enrolment detail for SC – Upper Primary (2002-03)

S. No.	Name of the Block	11-14 yrs children		Enrolment	
		Boys	Girls	Boys	Girls
1.	Thovalai	797	765	793	749
2.	Agastheeswaram	1850	1665	1760	1608
3.	Rajakkamangalam	513	484	513	484
4.	Kurunthancode	369	353	341	332
5.	Thuckalay	317	391	317	390
6.	Thiruvattar	301	260	301	260
7.	Melpuram	403	386	403	380
8.	Killiyoor	319	272	319	271
9.	Munchirai	489	435	484	431
	Total	5358	5011	5231	4905

DISE 2002

Table 1.9: Enrolment detail for ST - Primary (2002-03)

S. No.	Name of the Block	6-10 yrs children		Enrolment	
		Boys	Girls	Boys	Girls
1.	Thovalai	51	32	47	31
2.	Agastheeswaram	107	81	89	70
3.	Rajakkamangalam	38	32	38	32
4.	Kurunthancode	1	2	1	2
5.	Thuckalay	2	0	2	0
6.	Thiruvattar	131	120	131	120
7.	Melpuram	121	106	117	105
8.	Killiyoor	-	-	0	0
9.	Munchirai	13	6	12	6
	Total	464	379	437	366

DISE 2002

Table 1.10: Enrolment detail for ST – Upper Primary (2002-03)

S. No.	Name of the Block	11-14 yrs children		Enrolment	
		Boys	Girls	Boys	Girls
1.	Thovalai	25	23	25	21
2.	Agastheeswaram	85	62	59	42
3.	Rajakkamangalam	14	2	14	2
4.	Kurunthancode	12	0	12	0
5.	Thuckalay	1	-	1	0
6.	Thiruvattar	87	73	87	73
7.	Melpuram	41	62	38	62
8.	Killiyoor	0	0	0	0
9.	Munchirai	15	8	13	8
	Total	280	230	249	208

DISE 2002

1.4.2.3 Enrolment of Disabled Children 2002-2003

The Blockwise enrolment of disabled children during 2002-2003 in primary and Upper Primary Schools in the district is as follows.

Table 1.11 : Enrolment of Disabled Children 2002-2003

S. No.	Block	Primary	Upper Primary
1.	Thovalai	18	22
2.	Agastheeswaram	209	84
3.	Rajakkamangalam	56	29
4.	Kurunthancode	28	43
5.	Thuckalay	65	73
6.	Thiruvattar	59	32
7.	Melpuram	33	15
8.	Killiyoor	68	43
9.	Munchirai	70	69
	Total	606	410

1.4.3 Completion Rate

Table 1.12 : CR Primary and Upper Primary-2002-2003

S. No.	Block	Primary			Upper primary		
		B	G	T	B	G	T
1	Thovalai	89.5	90.9	90.2	81.5	86.8	84.1
2	Agastheeswaram	89.5	92.2	91	87.7	91.3	89.5
3	Rajakkamangalam	87.5	92.5	90	87.7	91.2	89.7
4	Kurunthancode	90.3	91.4	90.8	88.7	93.8	91.25
5	Thuckalay	92.7	95	93.8	91.8	94.4	93.1
6	Thiruvattar	90.6	94.3	92.5	92	96.1	94
7	Melpuram	89.8	89.8	89.8	92.1	94.34	93.2
8	Killiyoor	90.5	92.9	91.7	89.62	94.0	91.8
9	Munchirai	94.5	95.2	94.86	95.7	97	96.4
	District Average	90.5	92.6	91.6	89.65	93.2	91.42

Cohort, 2002

At Primary level the average completion Rate in the district is 91.6. and at upper Primary level the average is 91.42.

At primary level the completion Rates in Thovalai, Agastheeswaram, Rajakamangalam and Melpuram Blocks are less than the district average.

Among the Blocks where CR is less than the district average Melpuram has the lowest Completion Rate of 81.8.

Similarly at Upper Primary, level the district average is 91.42. In Thuckalay, Melpuram, Munchirai Blocks Completion Rate is higher than the district average. In all other Blocks Completion Rate is less than the district average. It is very interesting to note that in Melpuram Block the Completion Rate at Upper Primary level is higher than the district average, whereas at Primary level the Completion Rate is less than the district average.

1.4.4 Repetition Rate

Table 1.13 : RR-Primary and Upper primary-2002-2003

S. No.	Block	Primary			Upper primary		
		B	G	T	B	G	T
1	Thovalai	8.43	7.05	7.73	15.2	11.2	13.2
2	Agastheeswaram	8.3	6.36	7.4	9.37	7.97	8.67
3	Rajakamangalam	10.6	6.4	8.48	8.15	5.16	6.65
4	Kurunthancode	7.3	6.15	6.7	8.78	5.1	6.95
5	Thuckalay	6.9	4.6	5.75	7.38	5.01	6.19
6	Thiruvattar	7.9	4.6	6.25	7.3	3.5	5.4
7	Melpuram	8.2	7.9	8.1	6.0	3.3	4.7
8	Killiyoor	8.1	6.1	7.1	8.0	4.9	6.4
9	Munchirai	4.4	3.68	4.04	3.23	2.4	2.81
	District average	7.80	5.80	6.80	8.16	5.24	6.7

Cohort, 2002

At Primary level, the average of Repetition Rate in the district is 6.80. At Upper Primary level the average is 6.7..

At primary level, in Kurunthancode, Thuckalay, Thiruvattar and Munchirai, Blocks Repetition Rate is less than the district average. Among the Blocks where low Repetition Rate is found Munchirai is the lowest with the Repetition Rate of 4.04%.

Similarly at Upper Primary level, the average Repetition Rate in the district is 6.7%. In Thovalai, Agastheeswaram and Kurunthancode Blocks the Repetition Rate is higher than the district average.

In Munchirai Block, the Repetition Rates both at Primary and Upper Primary levels are lower than the district average.

1.4.5 Dropout Rate

Table 1.14 : DR -Primary and Upper primary (2002-03)

S. No.	Block	Primary			Upper primary		
		B	G	T	B	G	T
1	Thovalai	2.1	2.0	2.05	3.3	2.00	2.75
2	Agastheeswaram	2.2	1.5	1.85	2.93	1.8	2.4
3	Rajakamangalam	1.9	1.1	1.5	3.67	2.97	3.37
4	Kurunthancode	2.41	2.46	2.43	2.49	1.04	1.8
5	Thuckalay	0.36	0.44	0.4	0.81	0.61	0.71
6	Thiruvattar	1.5	1.1	1.3	0.44	0.6	0.6
7	Melpuram	2	2.36	2.18	1.96	2.36	2.16
8	Killiyoor	1.4	1.03	1.2	2.38	1.18	1.78
9	Munchirai	1.1	1.1	1.1	1.06	1.06	0.8
	District average	1.60	1.45	1.50	2.15	1.42	1.78

Cohort, 2002

At Primary level, the district dropout rate is 1.50. At upper primary level, the district average is 1.78.

At primary level, in Thuckalay, Thiruvattar, Killiyoor and Munchirai Blocks the Dropout rate is lower than the District average. Among the Blocks with low dropout rates, Thuckalay is the lowest with the dropout rate of 0.4. It is observed that Kurunthancode Block has the highest Dropout Rate.

The district average of dropout rate at upper primary level is 1.78. In Thovalai, Agastheeswaram, Rajakkamangalam and Melpuram Blocks, the Dropout rate is higher than the district average. Among them, Rajakkamangalam has the highest dropout rate of 3.37.

In Thuckalay block, the dropout rates both at primary and upper primary levels are much lower than the district average.

1.4.6 Transition Rate

Table 1.15: Transition Rate - 2002-2003

S. No	Block	Transition rate (V to VI)								
		ALL			SC			ST		
		B	G	T	B	G	T	B	G	T
1.	Thovalai	99.5	99.4	99.5	99.9	99.7	99.8	99.4	99.1	99.25
2.	Agastheeswaram	96.45	95.44	95.97	81.8	80.7	81.25	72.3	71.8	72.05
3.	Rajakkamangalam	98.5	99.4	98.9	98.4	97.4	97.9	83	-	83
4.	Kurunthancode	96	95	95.5	94	95	94.5	-	-	-
5.	Thuckalay	97	98	97.5	98	99	98.5	-	-	-
6.	Thiruvattar	94	96	95	93	94	93.5	91	93	92
7.	Melpuram	96.5	94.5	95.5	90	94	92	87	86	86.5
8.	Killiyoor	99	100	99.5	100	100	100	-	-	-
9.	Munchirai	99.5	99.5	99.5	99.5	99.5	99.5	99.5	99.5	99.5
	District Average	97.4	97.5	97.5	94.9	95.4	95.5	88.7	89.2	88.9

Transition Rate for SC pupils in Killiyoor Block is 100%. In Agastheeswaram Block, Transition Rate for SC & ST are 81.25 and 72.05 respectively as against the district average of 95.5 and 88.9.

1.4.5 Teacher Pupil Ratio

Table 1.16: Teacher Pupil Ratio - 2002-03

S.No.	Block	TPR	
		Primary	Upper Primary
1.	Thovalai	40	33
2.	Agastheeswaram	42	36
3.	Rajakkamangalam	40	35
4.	Kurunthancode	48	37
5.	Thuckalay	41	35
6.	Thiruvattar	38	30
7.	Melpuram	37	31
8.	Killiyoor	40	34
9.	Munchirai	39	36
	District Average	40.6	34.1

DISE 2002

There is a vast difference between the TPR at the Primary level and the TPR at the Upper Primary level.

1.5 Early Childhood Care and Education

Early Childhood Care and Education is the School Readiness Programme which ensures 100% enrolment and retention for the Children in the age group of 3 to 5.

The following table shows the number of centres and beneficiaries in Kanyakumari District.

Table 1.17: Number of ECCE (2002-2003)

S. No.	Block	ICDS Centres	Children	TINP Centres	Children	Others LKG/UKG	Children
1.	Thovalai	12	378	43	1150	26	1326
2.	Agastheeswaram	97	2660	54	1540	48	3845
3.	Rajakkamangalam	15	471	27	1066	20	1066
4.	Kurunthancode	12	381	78	2848	18	1136
5.	Thuckalay	11	331	75	2112	22	1821
6.	Thiruvattar	23	1019	65	2455	22	1419
7.	Melpuram	17	553	71	2531	18	1211
8.	Killiyoor	35	1069	57	1800	19	1863
9.	Munchirai	48	1800	63	1960	15	1210
	District Total	270	8662	533	17462	208	14897

Special Training to teachers through BRCs , supply of TLM and Playkit, Child-care training to the mothers of children concerned are some of the inputs given under ECCE.

1.6 Out of School Children

According to the household survey conducted in 2001-2002 there were 3020 out of school children in the district. Out of this 861 children were reenrolled in schools. The number of students enrolled in Bridge Course Centres were 900. At present there are 1259 out of school children in the district.

Table 1.18 : Out of School Children

Sl.No.	Block	Number of out of school children	
		Household survey 2001	Dec. 2002
1.	Thovalai	821	342
2.	Agasteeswaram	320	136
3.	Rajakkamangalam	303	126
4.	Kurunthancode	94	39
5.	Thuckalay	489	204
6.	Thiruvattar	3	-
7.	Melpuram	603	251
8.	Killiyoor	185	77
9.	Munchirai	202	84
	Average	3020	1259

1.7 Special Focus Group

Education of SC/ST children, disabled children, girl-children, socially and economically backward children, tribal children, street children, children of sex workers, slum dwellers, parent-less children etc. come under Special

Focus Group. These children require special attention, as the normal schemes are not able to attract these children to schools.

a) Education of SC/ST

The number of SC/ST children enrolled at the Primary level and Upper Primary level in the year 2002-2003 were 12,673 and 10,593 respectively. Special Coaching classes were arranged for them. 4384 children studying in classes III to VIII were benefited.

Table 1.19: SC and ST Children - 2002-2003

S. No	Block	Enrolment					
		Primary			Upper Primary		
		SC	ST	Total	SC	ST	Total
1.	Thovalai	974	78	1052	1542	46	1588
2.	Agastheeswaram	3215	159	3374	3369	101	3470
3.	Rajakkamangalam	1780	70	1850	997	16	1013
4.	Kurunthancode	1189	3	1192	673	12	685
5.	Thuckalay	1109	2	1111	707	1	708
6.	Thiruvattar	715	251	966	571	160	731
7.	Melpuram	1305	222	1547	783	100	883
8.	Killiyoor	533	-	533	590	-	590
9.	Munchirai	980	18	998	915	21	936
	District Total	11800	803	12623	10147	457	10604

Source: DISE 2002

b) Education of Disabled Children

Table 1.20: Disabled Children - 2002-2003

S. No.	Block	Disabled Children (6 – 10 years)	Enrolment in primary	Disabled Children (11 - 13 years)	Enrolment in Upper Primary
1.	Thovalai	32	18	39	22
2.	Agastheeswaram	231	209	106	84
3.	Rajakkamangalam	62	56	31	29
4.	Kurunthancode	34	28	93	43
5.	Thuckalay	80	65	91	73
6.	Thiruvattar	63	59	44	32
7.	Melpuram	42	33	60	15
8.	Killiyoor	69	68	57	43
9.	Munchirai	72	70	71	69
	District Total	685	606	592	410

In 6-10 age group Agasteeswaram Block has the largest number of disabled children and Kurunthancode Block has the least number of disabled children. Similarly at Upper Primary level Agastheeswaram Block has the largest number of disabled children and Rajakkamangalam Block has the least number of disabled children.

c) Girls Education

In the district ,the total number of girls in schools is 120473. Out of which, those below poverty line are 14542. They should be provided with special coaching class to enable them to cope up with their studies.

The break-up of SC & ST girls in school is given below.

Table 1.21 : Enrolment of Girls (2002-03)

Category	Primary	Upper Primary
ALL	74570	45903
SC	5700	4905
ST	366	208

1.8. VECs, CRCs, BRCs

Without the participation of local community the objectives of SSA cannot be achieved. Therefore Village Education Committees have been formed in all the villages. The Panchayat President is the President of the V.E.C and the Headmaster of the schools is its ex-officio Secretary. The V.E.C.s take care of the educational needs of the villages. Civil construction works are executed by the V.E.C. In some schools especially High and Hr.Sec.Schools the P.T.A. functions in place of VEC.

There are 96 Cluster Resource Centres in the district. Every C.R.C will have a building of its own at an estimated cost of Rs.2 lakh each. They will also be supplied with adequate furniture.

Construction works on three C.R.C.S have already been undertaken by the Village Education Committees. It is proposed to supply furniture and books soon.

Nine Block Resource Centres are functioning in the district. Each B.R.C is headed by a Supervisor who is in the rank of a High School Headmaster. There are Seven Teacher Educators in each B.R.C.

Block Resource Centres have to ensure that quality education is imparted to each and every child in the Block. The Schools in a Block are divided equally among the Teacher Educators who visit the schools often as a friend and guide. Block Resource Centres guide the children, train the teachers, undertake educational researches, monitor the activities and evaluate the progress achieved.

The Block- wise number of C.R.Cs and V.E.Cs are given in the following table.

Table 1.22 : Number of CRCs and VECs - 2002-2003

S. No.	Name of the BRC	Number of CRC	No. of Teachers	No. of VEC	No. of VEC Members
1.	Thovalai	8	349	61	915
2.	Agastheeswaram	16	980	147	2205
3.	Rajakkamangalam	10	508	74	962
4.	Kurunthancode	10	571	90	1350
5.	Thuckalay	10	565	80	1200
6.	Thiruvattar	10	447	73	1095
7.	Melpuram	11	649	104	1560
8.	Killiyoor	10	473	82	1210
9.	Munchirai	11	635	89	1335
	District Total	96	5177	800	11832

1.9 Infrastructure

1.9.1. Block Resource Centres

All the 9 B.R.Cs in the district are temporarily housed in the buildings of Govt High Schools and Higher Secondary schools. It is proposed to construct buildings at an estimated cost of Rs. 6 lakhs, for each BRC. The construction work will be undertaken by the Technical Education wing of the

Directorate of Technical Education. Steps have been initiated to supply furniture worth Rs. 1 lakh to each BRC.

1.9.2. Cluster Resource Centres

96 CRCs are functioning and they do not have buildings of their own. CRC meetings are now conducted in School buildings. Each CRC will have a building at an estimated cost of Rs.2 lakhs soon. 3 CRCs are being constructed by the VECs concerned. Each CRC will be supplied furniture worth Rs.10,000/-.

1.9.3 Three Classrooms

3 Classrooms now available in the district are inadequate. Five 3 classroom buildings are constructed this year by the VEC.

1.9.4 Two Classrooms

Fourteen 2 Classroom buildings have been sanctioned this year. Four 2 classroom buildings have been opened and the construction work in the rest of the buildings is under progress.

1.9.5 Toilets

34 Toilets at an estimated cost of Rs.20,000/- each are being constructed by the VECs.

1.9.6 Drinking Water Facilities

26 drinking water facilities have been sanctioned. School children get protected drinking water through the scheme.

1.10 District Project Office

The District Project Office is headed by the chief Educational Officer who acts as the District Programme Co-ordinator (D.P.C). The District Elementary Educational Officer (D.E.E.O) is the Additional DPC.

The D.P.O. functions as a separate wing in the C.E.O.'s Office. It has the following members as its staff.

Table 1.23: D.P.O. Staff

Sl. No.	Designation	No. of posts
1.	Assistant District Programme Co-ordinator	1
2.	Training Officer	1
3.	Media and Documentation Officer / Women Development Officer	1
4.	Statistical Officer	1
5.	Superintendent	1
6.	Upgraded Superintendent	1
7.	Assistant	1
8.	Civil consultant	1
9.	Data Entry Operator	1
	Total	9

CHAPTER - II

Chapter II

Progress Review

2.1 Introduction

The progress of all activities are reviewed periodically to ascertain how nearer we are towards the goal.

Sarva Shiksha Abhiyan is a ten-year programme which was started in the year 2001-2002. Two years have elapsed since the programme was started. Sarva Shiksha Abhiyan scheme is an additionality. It does not replace any of the existing government schemes but it strengthens those schemes. This chapter deals with the achievement in the last one year with respect to various activities.

2.2. Progress in ACCESS:

2.1. Opening of Primary Schools

There are 1994 habitations in the district. In 2001-2002 the access rate for primary was 99.8%. There were two unserved habitations. In order to achieve 100% access 2 new Primary Schools were opened in the year 2002-2003. Consequently the GAR at Primary level has become 100%. The school opened at Pantricode was subsequently shifted to Samathuvapuram in Thoivali Block.

2.2.2. Upper Primary Schools

During the year 2001-2002 three eligible habitations did not have Upper Primary Schools. The access rate for upper primary was 99% during 2001-2002. In the year 2001-2002 the Primary School at Alankottai was

upgraded as an Upper Primary School. In the year 2002-2003 the Primary Schools at Bharathapally and Thatchoor were upgraded as Upper Primary Schools. Totally 3 Upper Primary Schools were upgraded. Consequently the Access Rate at Upper Primary levels has also become 100%.

2.2.3 E.G.S Centres

Since Access Rate has already reached 100% no school-less habitation is available. Hence E.G.S Centre is not opened.

2.3 Progress in Enrolment

2.3.1 Boys / Girls

Because of SSA interventions enrolment of boys & girls has improved.

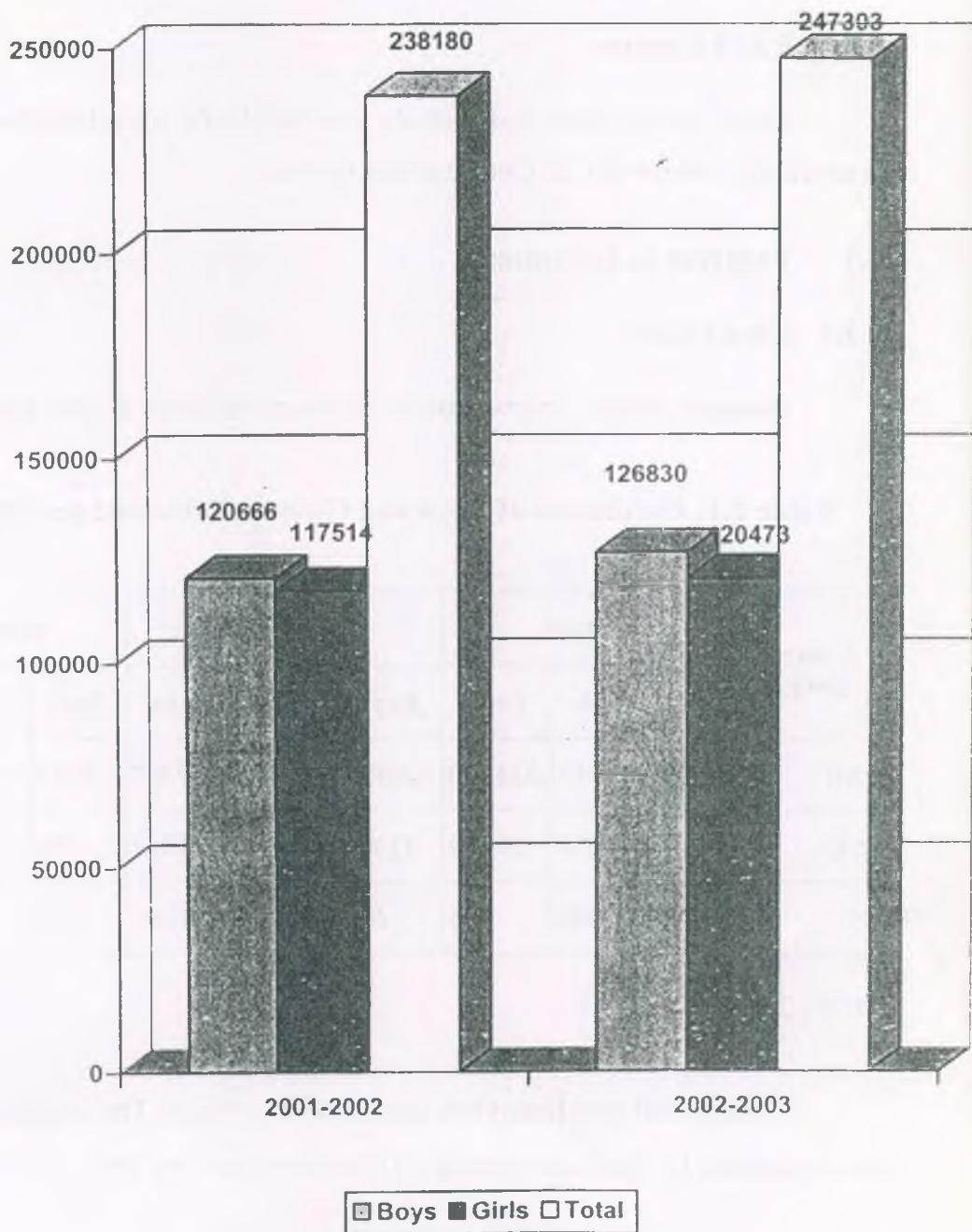
Table 2.1: Enrolment of Boys and Girls in 2001-2002 and 2002-2003

Cate- gory	2001-2002			2002-2003			Difference		
	Boys	Girls	Total	Boys	Girls	Total	Boys	Girls	Total
All	120666	117514	238180	126830	120473	247303	+6164	+2959	+9123
SC	10816	9618	20434	11371	10576	21947	+555	+958	+1513
ST	506	390	896	686	574	1260	+180	+184	+364

DISE, 2002

The overall enrolment has increased by 9123. The enrolment of SCs has increased by 1513 and that of STs has increased by 364.

Enrolment of Boys and Girls



2.3.2 SC / ST

In the year 2001-02 the SC/ST population in schools was 21330 whereas it increased to 23207 during 2002-03 thanks to the efforts of S.S.A

2.3.3. Disabled

Inclusive Education for disabled children are implemented through NGO's. Because of the joint efforts by the project officials and NGOs, there is some increase in the number of disabled children enrolled in schools. The following activities were carried out by NGOs.

- 1) Conducting awareness campaign.
- 2) Organizing medical camp.
- 3) Conducting health check-up.
- 4) Counseling for parents.
- 5) Mainstreaming the children into schools.
- 6) Providing Aids and appliances to the needy children.

Table 2.2: Enrolment of Disabled Children

S. No.	Block	2001-2002			2002-2003		
		Primary	Upper Primary	Total	Primary	Upper Primary	Total
1	Thovalai	49	65	114	18	22	40
2	Agastheeswaram	62	48	110	209	84	293
3	Rajakkamangalam	22	19	41	56	29	85
4	Kurunthancode	7	9	16	28	43	71
5	Thuckalay	7	12	19	65	73	138
6	Thiruvattar	26	27	53	59	32	91
7	Melpuram	5	5	10	33	15	48
8	Killiyoor	21	24	45	68	43	111
9	Munchirai	4	3	7	70	69	139
		203	212	415	606	410	1016

Only 415 disabled children were enrolled in the year 2001-2002. Thanks to the concerted efforts of SSA personnel in co-ordination with NGOs the number of disabled children enrolled in 2002-2003 has increased by 601.

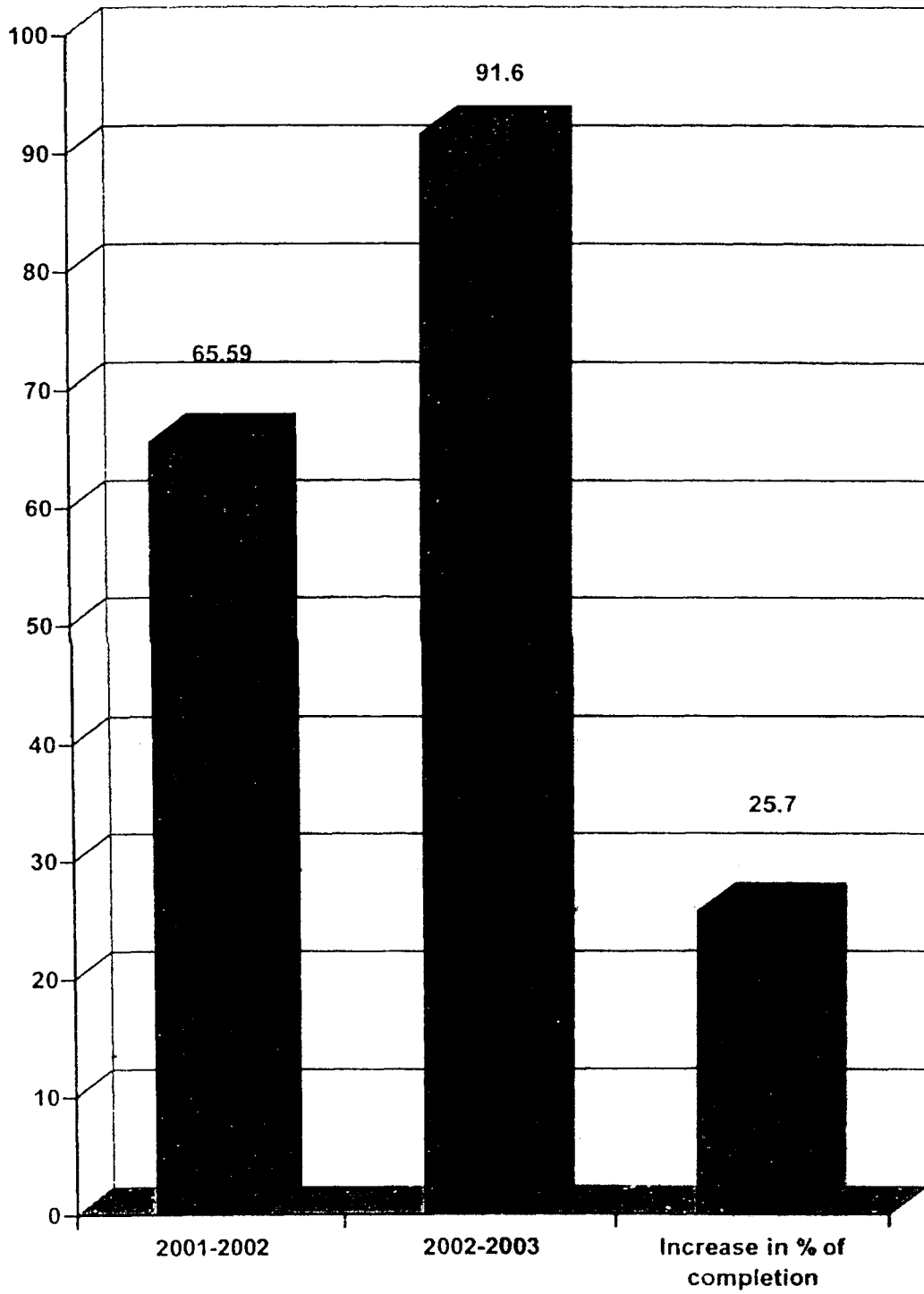
2.4 Progress in COMPLETION

Table 2.3: Progress in Completion

Sl. No.	Block	2001-2002		2002-2003	
		Primary	Upper Primary	Primary	Upper Primary
1.	Thovalai	60.40	62.4	90.2	84.1
2.	Agasteeswaram	59.18	60.1	91	89.5
3.	Rajakkamangalam	59.44	61.2	90	89.7
4.	Kurunthancode	63.69	67.3	90.8	91.25
5.	Thuckalay	68.94	69.7	93.8	93.1
6.	Thiruvattar	63.35	67.4	92.5	94
7.	Melpuram	75.98	74.9	89.8	92.3
8.	Killiyoor	66.48	72.3	91.7	91.8
9.	Munchirai	72.92	71.5	94.86	96.4
	Average	65.59	67.4	91.6	91.42

The completion rate has increased by 26 points at primary level and 24 points at upper primary level.

Progress in Completion Rate (Primary)



2.5 Repetition

Table 2.4: Repetition Rate (Primary)

Sl.No.	Block	Repetition Rate	
		2001-2002	2002-2003
1.	Thovalai	22.14	7.73
2.	Agasteeswaram	25.42	7.4
3.	Rajakkamangalam	27.62	8.48
4.	Kurunthancode	19.57	6.7
5.	Thuckalay	20.92	5.75
6.	Thiruvattar	15.72	6.25
7.	Melpuram	8.9	8.1
8.	Killiyoor	20.11	7.1
9.	Munchirai	15.77	4.04
	Average	19.57	6.8

The Repetition rate has come down from 19.57 to 6.8 at Primary level.

Table 2.5 : Repetition Rate (Upper Primary)

Sl.No.	Block	Repetition Rate	
		2001-2002	2002-2003
1.	Thovalai	18.6	13.2
2.	Agasteeswarapp	14.6	8.67
3.	Rajakkamangalam	19.2	6.65
4.	Kurunthancode	16.5	6.95
5.	Thuckalay	18.3	6.19
6.	Thiruvattar	11.2	5.4
7.	Melpuram	10.3	4.7
8.	Killiyoor	9.8	6.4
9.	Munchirai	6.4	2.81
	Average	13.88	6.7

The repetition rate at upper primary level has decreased considerably.

2.6 Transition

Table 2.6: Transition Rate

S. No.	Block	2001-2002	2002-2003	Difference in %
1.	Thovalai	98	100	2
2.	Agastheeswaram	95	95.97	0.97
3.	Rajakkamangalam	98	98.9	0.9
4.	Kurunthancode	93	94	1
5.	Thuckalay	97.2	98	0.8
6.	Thiruvattar	88.5	90	1.5
7.	Melpuram	98	100	2
8.	Killiyoor	98	100	2
9.	Munchirai	98	99.5	1.5
	District Average	85.33	97.5	9.57

The transition rate has increased by 9.57 at District level. The transition rate has increased in all the Blocks. Among them Thovalai, Melpuram and Killiyoor Blocks have the 100% transition rate and Krurunthancode and Thiruvattar Blocks have the lowest transition rate when compared to the District average.

2.7 Attendance rate

Table 2.7: Attendance Rate

S. No.	Block	2001-2002	2002-2003	Difference in %
1.	Thovalai	94	95.5	1.5
2.	Agastheeswaram	92	94	2
3.	Rajakkamangalam	95.5	97.5	2
4.	Kurunthancode	89	90.2	1.2
5.	Thuckalay	91	91.7	0.7
6.	Thiruvattar	95.5	96	0.5
7.	Melpuram	91	92.7	1.7
8.	Killiyoor	88.2	90	0.8
9.	Munchirai	95	97	2
	District Average	92.34	93.8	1.46

There is an increase in Attendance Rate of 1.46 % at District level. In all the Blocks, the Attendance rate has increased. There is a remarkable increase in Attendance Rate in three Blocks namely Rajakkamangalam, Munchirai and Thiruvattar. Killiyoor, block has the lowest Attendance rate of 90 when compared to the district average of 93.8.

2.8 Pupils' Achievement

The Achievement level was calculated on the basis of the marks scored by the students in the Half-yearly Examination, 2002-03. The Achievement level is the highest in Tamil/Malayalam and the lowest in English. It is proposed to conduct training for teachers in English through DIET & BRC.

Table 2.8: Achievement Level (Primary) 2001-2002 & 2002-2003

S. No.	Block	2001-2002					2002-2003				
		Tam	Eng	Math	Sci	Soci	Tam	Eng	Math	Sci	Soci
1.	Thovalai	47	46	51	51	46	63	41	73	56	54
2.	Agastheeswaram	48	45	51	52	46	93	59	73	86	91
3.	Rajakkamangalam	46	47	52	53	47	70	61	66	65	65
4.	Kurunthancode	46	46	53	51	48	70	45	69	65	67
5.	Thuckalay	48	47	51	51	46	62	47	51	54	56
6.	Thiruvattar	48	47	51	53	47	67	63	61	64	65
7.	Melpuram	47	48	53	54	45	60	52	65	58	53
8.	Killiyoor	48	45	54	52	46	65	48	62	75	68
9.	Munchirai	47	46	52	52	47	90	75	77	75	80
	Average	47	46	52	51	46	71	55	66	66	67

The achievement level at Primary stage has increased by 24% in Tamil, 9% in English 14% in Mathematics, 15% in Science and 21% in Social Science.

Table 2.9 : Achievement Level (Upper Primary) 2001-2002 & 2002-2003

S. No.	Block	2001-2002					2002-2003				
		Tam	Eng	Math	Sci	Soci	Tam	Eng	Math	Sci	Soci
1.	Thovalai	50	45	52	49	60	69	39	71	62	59
2.	Agastheeswaram	52	47	49	51	61	94	64	70	87	92
3.	Rajakkamangalam	51	45	49	48	59	50	40	42	47	52
4.	Kurunthancode	49	47	48	49	60	72	46	65	63	69
5.	Thuckalay	51	48	53	50	60	58	45	48	52	52
6.	Thiruvattar	52	46	50	49	61	70	65	64	65	67
7.	Melpuram	49	47	51	51	61	55	51	59	53	48
8.	Killiyoor	51	48	50	52	62	70	50	60	70	65
9.	Munchirai	50	47	51	50	60	90	70	75	77	80
	Average	51	47	50	50	60	67	52	63	64	65

The achievement level at Upper Primary stage has increased by 16% in Tamil, 5% in English, 13% in Mathematics, 14% in Science and 5% in Social Science.

2.9 Mainstreaming out of school children

Out of school children is really a problem for the society. Generation after generation the phenomenon of Out of School Children is continuing. At one stage we should stop this by enrolling Out of School Children either into formal schools or AIE Centres. Most of the parents of the dropped out children and never enrolled children are themselves illiterates and dropouts. In order to mainstream out of school children SSA framework provides conduct of Bridge Courses and Transit Camps.

2.9.1 Bridge Courses / Transit Camps

As per the perspective plan there are 3020 out of school children in the district. All these children should either be enrolled in formal schools or enrolled in AIE centers. 861 children were enrolled in formal schools in the year 2002-2003. Apart from this 900 children were offered Bridge courses and they were enabled to appear for the ESLC Examination.

There are 1259 out of school children in the district as on 31, Dec. 2002. Concerted efforts are being taken to provide alternative schooling facility to 1259 children. It is proposed to open 34 Bridge course centers in the year 2003-2004. 813 children will be enrolled in these centers. There are 246 children who have attained the age of 14. These children will be given special coaching so that they can appear for the E.S.L.C. examination to be conducted by Directorate of Government Examination. The remaining 200 children will be enrolled in 5 Residential camps to be opened in the year 2003-2004. Identity Cards are to be issued to out of school children.

Table 2.10 : Bridge Course Centres

Sl.No.	Block	No. of Bridge Course Centres	No. of Children
1.	Thovalai	9	191
2.	Agasteeswaram	5	113
3.	Rajakkamangalam	3	82
4.	Kurunthancode	1	27
5.	Thuckalay	5	132
6.	Thiruvattar	-	-
7.	Melpuram	7	162
8.	Killiyoor	2	51
9.	Munchirai	2	55
Total		34	813

2.9.2 Residential Schools

Five Residential Schools will be opened during the year 2003-04. These schools will be run for six months. Thereafter the children will be admitted into formal Schools attached with hostels. 5 residential schools will be opened and 200 children will be enrolled.

2.10 Appointment of Teachers

Two teachers each have been appointed at the Govt. Primary School, Moovendhar Nagar and Government Primary School, Samathuvapuram (Pantricode).

Two teachers have so far been appointed at the Govt. Upper Primary School, Alankottai, which was upgraded in 2001-2002. One teacher each has been appointed at the newly upgraded upper Primary Schools at Thatchoor and Bharathapally. These two schools were upgraded in 2002-2003.

Table 2.11 : Appointment of Teachers

S. No.	Name of the School	No. of Teachers appointed
1	GPS - Moovendhar Nagar	2
2	GPS - Samathuvapuram (Pantricode)	2
3	GMS – Alankottai	2
4	GMS – Barathapally	1
5	GMS – Thatchoor	1
	Total	8

2.11 Programme for Disabled

Inclusive Education for Differently-abled Children were proposed under SSA Scheme. Under this Scheme 1016 children have benefitted.

In Kanyakumari District the following N.G.O.s have been appointed as implementing agencies for I.E.D.

S. No.	Name of NGO	Blocks allotted
1	Oral school for the Hearing Impaired, Nagercoil	Thovalai, Thiruvattar, Melpuram
2	Social Education for Development, Neyyoor	Agastheeswaram, Rajakkamangalam, Kurunthancode, Thuckalay, Killiyoor, Munchirai

The following activities were conducted by the NGOs.

- 1) Awareness Campaign
- 2) Survey of Disabled Children
- 3) Medical camps
- 4) Training to BRC staff
- 5) Counselling to parents of the disabled.

By the efforts of the NGOs and Project staff, 1016 disabled children have been enrolled.

2.12 Programmes for SC/ ST

The total SC/ST Children in the district is 23266. The SC/ST Children were given Achievement Test through which slow-learners were identified by the same teacher who handled the class. Remedial teaching and special coaching classes were conducted for 1 hour every day.

2.13 Programmes for Girls

More emphasis is given for Girls' education under SSA sibling care, helping the parent in domestic work etc. are the main causes for girls' dropout. In order to avoid dropout of girls at Upper Primary Level, Vocational skill

development activities are planned. The Girls will be trained in making the following things.

- 1) Making soap, shampoo, incense sticks, ink, paste etc.
- 2) Making baskets and doormats
- 3) Making articles of decoration especially of sea shells..

Volunteers are to be trained. They will be appointed by the VEC. Academic support will be given by the DIET and BRC.

2.14 Early Childhood Care and Education

In Kanyakumari district 14897 children are enrolled in Anganwadis / Balwadis / TNIP Centres. It is proposed to open new centres in uncovered areas. Training for Balasevikas will be arranged and play articles at the cost of Rs.1000/- per centre will be supplied. It is proposed that some centres are to be converted into pre schools whereby school readiness programme may be provided to the children below 5 years.

2.15 Functioning of Village Education Committees

Every school has a VEC headed by the President of the Panchayat or a member of the PRI. The Headmaster of the school functions as the ex-officio Secretary. The VEC meets twice a month. In the meetings issues relating to enrolment, retention, dropout and quality of education are discussed. The needs of the school are identified and efforts are taken to fulfill them. In the beginning of the academic year the VECs organise enrolment campaigns in schools.

Civil construction works sanctioned by the District Programme Co-ordinator are executed by the VEC. Community ownership rather than

community participation is an important component in SSA. The VEC actually owns the school and the infrastructural facilities are made available by them. The VEC records the proceedings of the meetings and the minutes are made available to anyone who wants to read it. It is the responsibility of the VEC to maintain the Village Education Register.

Village Education Committees have donated lands for construction of school buildings. 5 cents of land has been donated by the VEC of Government Primary School, Moovendar Nagar for constructing a 2 classroom. The value of the land is Rs.25,000/-. The V.E.C. of G.P.S., Variyoor has donated half-an-acre of land for constructing a 2-classroom building. The value of the land is Rs.5/- lakhs.

Training programmes were organised for VEC members. The module for the training was made by the DTERT.

2.16 Activities in Cluster Resource Centres

CRC is a teacher-empowering body. Once in a month about 40 teachers from 10-16 schools meet at CRCs in order to update their professional skills. The duration is 3 hours. The entire 3 hours are properly utilised for teaching professional skills to teachers and time schedules are drawn by CRC Co-ordinators in such a way that all the 40 teachers get a chance to participate. Usually the senior most Headmaster is the CRC Co-ordinator and he guides the activities of the CRC. In the CRC meetings problems relating to CR/RR/DR/ hard spot etc are discussed.

2.17 Programmes in Block Resource Centres

B.R.C. is a miniature DIET at Block level. For all training activities BRC faculty members are acting as Resource Persons for training the teachers. The following programmes were conducted at BRC.

1. Compilation of DISE
2. Identification of Out of School Children
3. Identification of Disabled
4. Identification of Child Labour
5. Training Programmes on content and methodology
6. Co-ordinating with CRCs
7. Training to VEC members.

Under S.S.A quality plays a vital role. B.R.C. is the most important institution which ensures quality education in the Block.

2.18 Research, Evaluation and Monitoring

a) Research

Research forms part of the on-going programme. In Kanyakumari District DIET, Theroor is a nodal agency for all research activities. The following areas are identified for making research by the DIET.

1. Reasons for the low achievement of slum children.
2. Difficulties faced by the teachers of Stds VII & VIII in handling Chemistry.
3. Difficulties faced by the teachers in teaching Stds VII & VIII Geography.

Teachers are encouraged by DIET faculty members to do Action Research.

b) Evaluation

All educational programmes have to be evaluated with reference to the objectives. In Kanyakumari district, District Information Systems for Education was adopted for collection of data relating to elementary education. DISE forms were supplied to each and every school through the BRCs. Filled in forms were collected and the particulars available were computerised. The computerised data is the basis for preparing this Plan Document.

The achievement level of the primary and upper primary children were calculated on the basis of their performance in the Half Yearly examination assessed by the Teacher Educators Working in the 9 BRCs. It was observed that the achievement level was the highest in Tamil/Malayalam and lowest in English.

A Co-hort study was undertaken to determine the various educational indicators

C. Monitoring

Monitoring is done by BRC Supervisors, Teacher Educators, AEEOs, DIET faculty members, ADPC, D.P.C. and Addl. D.P.C. They visit the schools at regular intervals and monitor the progress achieved. Apart from this, Dr. Palaniyandi, Joint Director, (Secondary) visits the district every month in his capacity as Review Officer. He monitors the activities being carried out in the offices of the CEO, DEEO, D.E.O and the DIET.

Further, the district collector as Chairman of S.S.A reviews the progress by conducting monthly review meeting.

2.19 Improving Infrastructure

2.19.1 Construction of Block Resource centres

The B.R.Cs play a vital role in implementing the objectives of S.S.A. Each BRC will have a building with 2 rooms. One room will be used as Office and the other will be used as Training Hall. All the BRCs are now functioning in Govt. High Schools and Higher Sec. Schools. Works on Construction of the B.R.C buildings at Agastheeswaram, Thovalai and Munchirai are in progress. The construction is undertaken by the Technical Education Wing of the Directorate of Technical Education. All other B.R.Cs will be provided with buildings of their own in a phased manner.

2.19.2 Construction of Cluster Resource Centres

There are 96 CRCs in this district. Each CRC will be provided with a hall to conduct the monthly meetings. The buildings are to be constructed at an estimated cost of Rs. 2 Lakhs. The construction work is being undertaken by the local VEC. At present the construction works are in progress in three centres.

2.19.3 Construction of Three Classrooms

Five 3-classroom buildings are being constructed during the year 2002-03. The work is being executed by the VECs concerned. Each building is constructed at an estimated cost of Rs. 45 Lakhs.

2.19.4 Construction of Two Classroom

Fourteen 2 class room buildings have been sanctioned for the year 2002-03 and all of them are under construction. Each building is constructed

at an estimated cost of Rs. 3 Lakhs and the construction work is being executed by the VECs concerned.

2.19.5 Provision of Toilet facilities

Thirty Four toilets have been sanctioned and all of them are under construction. Each toilet is constructed at an estimated cost of Rs. 20,000/-

2.19.6 Provision of drinking water facility

Protected drinking water should be provided to all children. In this district 26 schools have been provided with drinking water facilities during this year.

2.20. Maintenance and Repairs

Maintenance and repairs of school buildings is an important component of SSA. All government schools are given an annual grant of Rs 5000/- for undertaking maintenance and repair works. During the year 2002-03, 511 schools have been sanctioned a total amount of Rs 25.550 lakhs.

2.21 Programmes for quality improvement

Sixty one per cent of the fund allocated for this programme is utilised for improving the quality of elementary education . BRCS play a vital role in improving the quality of education in the schools of the Block concerned. Infrastructure development is the first step towards improving quality of education. Most of the elementary schools lack the required minimum infrastructure. In order to change this situation all Government Primary and Upper Primary Schools are provided with an annual Infrastructure Grant of Rs.2000/- each. This amount is utilized for purchasing chairs, benches, table,

cupboards and drinking water vessels. An amount of Rs.7.86 lakhs was disbursed to 393 schools during the year 2002-2003.

Teaching Learning Materials ought to be used by teachers in order to create a good classroom climate.

To motivate the teachers to make Teaching Learning Material of their own a TLM Grant of Rs. 500/- each is disbursed to the teachers working in Government Schools and Aided Private Schools. An amount Rs. 23.585 lakhs was released to 4662 teachers during the year 2002-2003.

The new Primary Schools are provided with a one-time Teaching Learning Equipment Grant of Rs. 10000/-. Similarly the new Upper Primary Schools are provided with a one-time TLE Grant of Rs. 50000/-. This grant is utilized for purchasing permanent articles which can be used as Teaching Learning Equipments.

C.R.C. Meetings and teacher training programmes contribute a lot in improving the quality of education.

2.21.1 Capacity building for project staff

BRC supervisor and teacher educators have been given trained in capacity building. At first a three month School Attachment Programme was undertaken by each teacher educator. The supervisors guided and monitored the Block Resource Teacher Educators. It was followed by a five day orientation programme where the various components of SSA were dealt with in an in-depth manner. Modules on all components of S.S.A., were supplied to the Teacher Educators.

The B.R.C. Teacher Educators were given training in School Adoption Programme. Schools are classified into different categories based on the indicators like Completion Rate, Repetition Rate and Drop-out Rate. Low-performing schools are adopted by the teacher educators in order to improve the efficiency of the school. Each teacher educator adopts five schools. He visits the school regularly and offers suggestions for the all-round development of the school.

The B.R.C. Teacher Educators were given training in School Based Training. S.B.T is new method of giving training to school teachers. When a school teacher attends a training away from his school the teaching learning process in the school is affected. S.B.T. is an alternative to this kind of situation. The teacher educator visits the schools and identifies the difficulties faced by the teachers and the students by observation by interviewing teachers pupils, parents and V.E.C. members and by using questionnaires. Then the teacher educator provides the required training in the school itself. S.B.T. is a school specific training which takes into account the resources available in the locality.

2.21.2 Training to teachers

BRCS conducted training to teachers in three stages. It was a content and methodology training. In the first stage teachers handling classes I and II were trained. In the second stage teachers handling classes III , IV and V were trained. Finally teachers handling classes VII and VIII were given the training. In all 1472 teachers were benefited.

2.21.3 Orientation to VEC members.

VEC plays an important role. The Annual Plan is prepared on participatory process. Village level planning committees are formed and the requirements of each school are finalized. The resolutions of the VECS are consolidated at Block level. Therefore the VECS should have a thorough knowledge of SSA norms. A two-day training was arranged by the BRCS for the benefit of the VEC members. Two members from each VEC attended the training programme. In all 775 members were benefited .

2.21.4 Provision of TLM, TLE, School grant

TLM Grant of Rs.500/- each was given to each teacher to enable them to purchase teaching learning materials. 2273 primary school teachers and 2389 upper primary school teachers were granted an amount of Rs.23.585 lakhs during the year 2002-03.

A one time grant of Rs.50000/- is released to a new upper primary school. In the year 2002-03 G.M.S. Alankottai was provided this grant.

School grant of Rs.2000/- is given to each Government Primary and Upper Primary Schools to purchase furniture, drinking water vessels, cupboard etc. 290 Primary Schools and 103 Upper Primary Schools were provided with this grant.

2.21.5 Curriculum revision- VI Standard Text Book

The curriculum for std VI is being revised. No teacher or DIET faculty member of this district was involved in curriculum revision process.

2.21.6 Innovation-computer Literacy, vocational skill development skills

Computer Literacy Programme has been arranged for students of upper primary schools. The programme will cover students in Classes VI, VII & VIII. There are three levels in the programme. Level I is for Class VI, Level II is for Class VII and Level III is for Class VIII. The programme is being conducted for students studying in Std.VI to VIII in a phased manner for three years. Computer Literacy programme will be implemented in co-ordination with NGOs.

The District Resource Group has been formed under the chairmanship of the District Collector. The DRG consists of the Chief Educational Officer and three members from the N.G.O.s who are implementing the programme in the district. The District Resource Group guides the Block Resource Group.

At school level for every group of 40 children one teacher working in the school is trained to handle the computer class.

Vocational skill development programme has been launched for the benefit of the girl children studying in classes VI, VII and VIII. They will be offered training in making soap, shampoo, doormats etc. They will also be given training in fine arts. Instructors will be appointed on contract basis and the expenditure will be met from SSA funds

2.22 Project Management

2.22.1 Establishment of MIS

The MIS is one of the primary factors in the execution of SSA. Collection of information on infrastructural facilities available in primary and

middle schools- TLM, furniture, equipments etc, total children in the age group 5-14, out of school children, achievement of children in different subjects, teachers-pupil ratio and progress of SSA in schools are assessed by MIS.

2.22.2 *Implementation of DISE*

DISE forms were printed and supplied to each and every school in the district through BRCs. The information collected from the school were computerised and the data have been used for the preparation of this Annual Work Plan and Budget.

2.22.3. *Appointment of Project Staff*

The District project office is headed by the chief education officer. The District Elementary Education Officer functions as the Additional District Programme co-ordinator. An Assistant District Programme coordinator, a Statistical Officer, a Media and Documentation officer, a Training officer, a Superintendent, an upgraded Superintendent, an Assistant, a Civil Consultant and a Data Entry Operator are working in the District Project Office.

2.23 Convergence with Ongoing Schemes

1. *Scholarship*

To reduce dropout of girl children and to improve the holding capacity of the school, the government of Tamilnadu is awarding scholarships to girl students belonging SC/ST and MBC communities. An SC girl gets RS.1000/- and an MBC girls gets Rs 500/- and the amount is deposited in the name of the mother of the child.

2. Books and note books

All the students of SC/ST,MBC community are supplied with Text books , Notebooks free of cost. If they are studying in High schools, the special fees and tuition fees are reimbursed by the government. On enrolment all students are supplied with slate. In the year 2002-2003 free text-books were supplied to 1,13,215 children.

3. Noon-meal scheme and Free Uniform

Irrespective of caste or community poor children are enrolled in Nutritious Noon Meal Scheme. Cooked rice with dhal and vegetables is given to them. They are provided with one set of uniform every year. The beneficiaries of noon-meal scheme in the year 2002-2003 were 2,16,210.

4. Special Schools

There are special schools including residential schools for the students of SC/ST community. Text-Books, Note books, study materials and two sets of uniform are given to these students. Hostels provide them with free boarding and lodging. There are 360 orphanages attached with schools for the benefit of orphans and destitute children. The Government is running special schools for physically handicapped children also.

5. Child Labour

Child labour is another impediment in attaining the goal of universal elementary education. Because of broken families and poverty and other socio economic factors, many school age children are engaged in child labour. Silk industry, match industry, quarries, agriculture field, cracker industry are some of the areas in which child labour is in existence. Household survey was

undertaken in such areas. Meetings were conducted at the district level to create an awareness among parents regarding child labour.

2.24 Issues and Strategies

2.24.1 Dropout

In Thuckalay Block 368 children have dropped out in the year 2002-2003. Most of the drop-outs might have become child labours. Bridge courses should be started in that Block.

2.24.2 Low achievement in English

The achievement level is the lowest in English in all the Blocks. Remedial measures should be taken to offset this trend. More content and methodology trainings should be given to the teachers.

2.24.3 Training to Malayalam Medium teachers

Being a Bilingual district, there are Malayalam Medium Sections in many schools. The Malayalam Medium teachers have not been given subject oriented training in Malayalam. This is due to lack of Malayalam knowing Teacher Educators. The services of teachers handling Malayalam medium subjects can be utilised for this purpose.

2.24.4 Preparation of Training Modules in Malayalam

All the training modules prepared by DTERT for Primary and Upper Primary classes are in Tamil only. These modules are not effective for the Malayalam-medium teachers. Therefore steps should be taken to prepare modules in Malayalam. The D.I.E.T., Theroor may undertake this project.

CHAPTER - III

Chapter - III

Activities and Budget

3.1 Primary Schools

There are 4 new teachers. The amount allotted for the salary of these teachers is Rs. 3.360 lakhs.

No additional teacher is appointed. School Grant (Infrastructure Grant) of Rs. 5.900 lakhs will be released to 295 schools @ Rs. 2000/- per school.

Teacher Grant of Rs. 11.370 lakhs will be released to 2274 teachers @ Rs. 500/- per teacher.

3.2 Upper Primary Schools

There are 7 new teachers. The amount allotted for the salary of these teachers is Rs. 5.880 lakhs.

School Grant of Rs. 4.620 lakhs will be released to 231 schools @ Rs.2000/- per school.

Teacher Grant of Rs. 15.820 lakhs will be released to 3164 teachers @ Rs. 500/- each.

T.L.E. Grant of Rs. 50,000/- each will be released to 12 Upper Primary Schools which were not covered under OBB Scheme. The total amount earmarked for TLE Grant is Rs. 6.000 lakhs.

3.3 Alternative and Innovative Education

No E.G.S. Centre is proposed as 100% G.A.R. has been achieved.

It is proposed to start 5 Residential camps. It is also proposed to open 34 Bridge Course Centres ,

3.4 Special Focus Group

a) Education for the Disabled

The task of providing integrated education for the disabled will be entrusted to Non-Governmental organizations. Their activities will be monitored by District Project Office and Block Resource Centres. The disabled will be supplied with aids, appliances and special training will be arranged to teachers handling classes for disabled children by the N.G.O.s. The amount allotted for education of disabled children is Rs.15.324 lakhs.

b) Education of Girls

Girl children who are below the poverty line will be identified and they will be given special coaching in the schools. They will be given training in arts and crafts. The amount allotted for education of girls is Rs.3.6 lakhs.

c) Education of SC/ST

Special coaching classes will be arranged for SC/ST children studying from classes III to VIII. The teachers handling special classes will be paid an honorarium of Rs. 10/- per child. A coaching centres can be opened if there are 20 SC/ST/Disabled children in a school. The amount allotted for education of SC/ST children is Rs.4.2 lakhs.

3.5 Village Education Committee

There are 800 V.E.C.s. An amount of Rs. 14.400 lakhs @ Rs. 1800/- per VEC is earmarked for conducting meetings. Apart from this an amount of Rs. 7.200 lakhs is earmarked for training the V.E.C. members.

3.6 Cluster Resource Centres

Budgetary provision has already been made for purchase of furniture for 56 C.R.Cs. The remaining 40 C.R.C.S. will be supplied furniture for Rs. 4 lakhs @ Rs. 10,000/- per CRC. in 2003-04

An amount of Rs. 0.192 lakhs will be released @ Rs. 200/- per CRC for conducting workshops and meetings.

An amount of Rs. 2.4 lakhs will be released towards contingency Grant @ Rs. 2500/- per C.R.C.

T.L.M. Grant of Rs. 0.960 lakhs will be released to the 96 CRCs @ Rs. 1000/- per C.R.C.

3.7 Block Resource Centres

There are 9 BRCs. Rs. 75 lakhs will be spent on the salaries of the staff. Rs. 4.5 lakhs will be earmarked for paying TA/DA @ Rs. 0.500 lakh per Block. A contingency grant of Rs. 1.125 lakhs will be released @ Rs. 12,500/- per Block. Rs. 0.045 lakhs will be allotted for conducting workshops and meetings @ Rs. 500/- per Block. An amount of Rs. 0.450 lakhs will be allotted for TLM Grant @ Rs. 5000/- per Block. Training equipments will be applied to 5 Blocks for Rs. 5 lakhs @ Rs. 1 lakh per Block. An amount of Rs. 4 lakhs will be earmarked for 4 Blocks for supply of library books @ Rs. 25000/- per Block.

3.8 Research Evaluation and Monitoring

An amount of Rs. 6.750 lakhs is allotted for REM.

3.9 Civil Construction Works

The following Civil Construction Works will be undertaken

			(in lakhs)
1.	B.R.C. Buildings	3×Rs. 6,000 lakhs	Rs. 18.000
2.	C.R.C. Buildings	15×Rs.2,000 lakhs	Rs. 30.000
3.	2- Class rooms	20×Rs. 3,000 lakhs	Rs. 60.000
4.	4. 3- Class rooms	10×Rs. 4,500 lakhs	Rs. 45.000
5.	Drinking Water	20×Rs. 0,150 lakhs	Rs. 3.000
6.	Toilets	25×Rs. 0,200 lakhs	Rs. 5.000
			Rs.161.00

3.10 Maintenance and Repair Works

A total amount of Rs. 26.3 lakhs will be released to 526 schools @
Rs. 5,000/- per school.

3.11 Management

The amount earmarked for each item under the head Management is given below

	(in lakhs)
i) Salary of staff	Rs. 15.000
ii) Furniture and Equipment	Rs. 3.000
iii) Books and Periodicals	Rs. 0.500
iv) Maintenance of equipment	Rs. 0.500
v) Consumable and Stationary	Rs. 0.350
vi) Management Information System	Rs. 2.000
vii) Media and Documentation	Rs. 2.000
viii) TA/DA	Rs. 0.100
ix) Consultancy	Rs. 2.500
x) Contingency	Rs. 0.140
xi) Training to Project Staff	Rs. 1.000
Total	Rs. 27.090

3.12 Training

Quality teaching helps the pupils in developing their cognitive, affective and psychomotor domains. In class room situations, the teacher's role is very significant. Teaching is an art and teachers should master the art. The teachers working in primary and upper primary classes are well-qualified. They should be given proper training in various fields of education. Good relationship between the teachers and pupils helps the retention of pupils in schools. The objective of S.S.A. is to provide quality education to the pupils in elementary education. Proper qualitative training to teachers leads to quality learning among pupils. 61% of the total expenditure is spent on

quality aspect in S.S.A. The DIET of every district, under the guidance of DTERT imparts training to Block Resource Teacher Educators who in turn give various kinds of training to teachers of Primary and Upper primary Schools. Emphasis is given for need-based and local-based training. An amount of Rs.69.888 lakhs is allotted for training teachers.

The following trainings are proposed for the year 2003-2004.

1. Workshop on TLM preparations.
2. School Management Training for HMs.
3. Content and Methodology Training for Teachers of English.
4. Action Research.
5. Multi-grade teaching.
6. Workshop on Child Psychology.
7. Workshop on Self-Learning.
8. Workshop on the use of Maths and Science kits and laboratory equipments.
9. Content and Methodology Training in the teaching of Mathematics.
10. Content and Methodology Training in the teaching of Science from stds VI to VIII.
11. Workshop on Activity Based Teaching.
12. Training in Map-reading and use of Globe.
13. Training to B.R.C. Teacher Educators. on
 - (i) Computer Literacy.
 - (ii) Training on Quality Indicators.
 - (iii) Workshop on Planning Management and Documentation.

3.13 Innovation

Four innovative programmes are planned for the year 2003-2004. Computer Education will be offered to the boys and girls studying in Stds VI, VII and VIII. An amount of Rs. 15 lakhs is allotted for this programme.

Arts and craft activities will be offered to girls studying in upper primary classes. Rs. 15 lakhs will be earmarked for this purpose.

An amount of Rs. 5 lakhs is allotted for the education of SC/ST children.

Nursery Education will be allotted Rs. 15 lakhs.

3.14 Procurement Plan

TLE Grant of Rs. 10,000/- has been released to new Primary Schools. For new Upper Primary schools the TLE Grant sanctioned is Rs. 50,000/-. The District Resource Group has finalised a list of equipments that can be purchased with the TLE Grant. The schools have purchased the equipments recommended by the DRG.

While purchasing furniture three quotations are obtained and the lowest quotation is accepted.

B.R.C. Buildings are constructed by the Technical Education Wing of the Directorate of Technical Education as the estimated cost of the buildings exceed Rs. 5 lakhs.

3 class rooms, 2 class rooms, Drinking Water facilities and toilets are constructed by the Village Education Committees.

3.15 Implementation Schedule

The activities proposed in this Annual Work Plan and Budget will be implemented from the month of April, 2003 over a period of one year which can be divided into four quarters.

SI.No.	Months	Quarters
1.	April, May, June, 2003	I Quarter
2.	July, August, September, 2003	II Quarter
3.	October, November, December, 2003	III Quarter
4.	January, February, March, 2004	IV Quarter

The implementation Schedule for the year 2003-2004 is given in the Annexure.

LIBRARY & DOCUMENTATION CENTRE
National Institute of Educational
Planning and Administration,
17-B, Sri Aurobindo Marg,
New Delhi-110016
DOC, No. D-12164
Date 05-12-2003

Table A

S. No.	Maj. Act.	Activity Description	Kanyakumari				
			2001-2002				
			Receipt		Exp.	Spill	
Phy.	Fin.	Phy.	Fin.				
1	PFE	Primary Schools					
i		No. of Schools	2			2	
ii		Salary of new teachers	4	1.120		4	1.120
iii		Salary of addl. Teachers					
iv		School Grants					
v		Teachers Grants					
vi		TLE Grants	2	0.2		2	0.2
		Total		1.320			1.320
2	UPE	Upper Primary Schools					
i		No. of Schools					
ii		Salary of new teachers	1	0.280		1	0.280
iii		Salary of addl. Teachers					
iv		School Grants					
v		Teachers Grants					
vi		TLE Grants	2.000	0.500		2.000	0.500
		Total		0.78			0.78
3	AIE	Alternative & Innovative Educatio					
i		EGS Centres (Unserved Habitations)					
ii		Bridge Courses/Transit Camps					
iii		Residential Camps					
		Total		0			0
4	SFG	Special Focus Groups					
i		Education of disabled	332	2.478		332	2.478
ii		Education of Girls					
iii		Education of SC/ST Children					
		Total		2.478			2.478
5	VEC	Village Education Committees					
i		Meetings					
ii		Training					
		Total		0			0
6	CRC	Cluster Resource Centres					
i		Workshops and Meetings					
ii		Furniture	56	2.800		56	2.800
iii		Contingency Grant					
iv		TLM Grant					
v		TLE Grant					
vi		Library Books					
vii		TA/DA					
		Total	56	2.8		56	2.8
7	BRC	Block Resource Centres					
i		Salary of Staff					
ii		Furniture	9	2		9	2
iv		Workshops and Meetings					
v		TLM Grant					
vi		Training Equipments					
vii		Library Books					
viii		TA/DA					
		Total	9.000	2.000		9.000	2.000
8	REM	Research, Evaluation & Monitoring					
9	CCW	Civil Construction Works					

S. No.	Maj. Act.	Activity Description	Kanyakumari				
			2001-2002				
			Receipt		Exp.	Spill	
			Phy.	Fin.		Phy.	Fin.
i		Construction of BRCs	1	6.000		1	6.000
ii		Construction of CRCs	1	2.000		1	2.000
iii		Construction of two classroom	7	21.000		7	21.000
iv		Construction of three classroom	3	13.500		3	13.500
v		Drinking Water	18	2.700		18	2.700
vi		Toilets	24	4.800		24	4.800
		Total	54.000	50.000		54.000	50.000
10	MRW	Maintenance & Repair Works					
11	MGT	Management					
i		Salary of staff					
ii		Furniture and Equipment					
iii		Books and Periodicals					
iv		Maintenance of equipment					
v		Consumable and Stationery					
vi		Management Information System					
vii		Media and Documentation					
viii		Training to Project Staff					
ix		Consultancy					
x		Contingency					
xi		TA/DA					
		Total	0.000	0.000		0.000	0.000
12	TRG	Training					
i		Training to Teachers (Primary)					
ii		Training to Teachers (Middle)					
		Total	0.000	0.000		0.000	0.000
13	INO	Innovation					
i		Computer Education		15.000			15.000
ii		Edn. of Girls (Arts and Crafts)		15.000			15.000
iii		Edn. of SC/ST Children (Arts and		15.000			15.000
iv		Nursery Education					
		Total	0.000	45.000		0.000	45.000
		Grand Total		104.378			104.378

Table B

S. No.	Maj. Act.	Activity Description	Kanyakumari						
			Receipt		Expenditure		Spillover		
			Phy	Fin	Phy	Fin	Phy	Fin	
1	PFE	Primary Schools							
i		No. of Schools							0.000
ii		Salary of new teachers	6	4.200	4	2.777	2		1.423
iii		Salary of addl. Teachers	0	0.000	0	0.000	0		0.000
iv		School Grants	418	8.360	290	5.800	128		2.560
v		Teachers Grants	3052	15.260	2231	11.155	821		4.105
vi		TLE Grants	1	0.100	1	0.100	0		0.000
		Total	3477.000	27.920	2526.000	19.832	951.000		8.088
2	UPE	Upper Primary Schools							
i		No. of Schools							0.000
ii		Salary of new teachers	2	1.680	2	1.406	0		0.274
iii		Salary of addl. Teachers							0.000
iv		School Grants	387	7.740	103	2.060	284		5.680
v		Teachers Grants	3945	19.725	2494	12.470	1451		7.255
vi		TLE Grants	0	0.000	0	0.000	0		0.000
		Total	4334.000	29.145	2599.000	15.936	1735.000		13.209
3	AIE	Alternative & Innovative Education							0.000
i		EGS Centres (Unservd Habitations)	0	0	0	0	0		0
ii		Bridge Courses/Transit Camps							
iii		Residential Camps							0.000
		Total	0.000	0.000	0.000	0.000	0.000		0.000
4	SFG	Special Focus Groups							
i		Education of disabled	475	1.900	0	0.000			1.900
ii		Education of Girls	0	0.000	0	0.000			0.000
iii		Education of SC/ST Children	0	0.000	0	0.000			0.000
		Total	475.000	1.900	0.000	0.000	0.000		1.900
5	VEC	Village Education Committees							
i		Meetings							0.000
ii		Training	809	3.883		1.828			2.055
		Total	809.000	3.883	0.000	1.828	0.000		2.055
6	CRC	Cluster Resource Centres							
i		Workshops and Meetings	56	0.784	0	2.476	0		-1.692
ii		Furniture							
iii		Contingency Grant	56	1.400		0.000			1.400
iv		TLM Grant	56	0.560		0.000			0.560
v		TLE Grant							0.000
vi		Library Books							0.000
vii		TA/DA							0.000
		Total	168.000	2.744	0.000	2.476	0.000		0.268
7	BRC	Block Resource Centres							
i		Salary of Staff	9	75.6	9	66.559	0		9.041
ii		Furniture							

S. No.	Maj. Act.	Activity Description	Kanyakumari					
			Receipt		Expenditure		Spillover	
			Phy	Fin	Phy	Fin	Phy	Fin
iii		Contingency Grant	9	1.125		0.483		0.642
iv		Workshops and Meetings	9	0.315				0.315
v		TLM Grant	9	0.450		0.193		0.257
vi		Training Equipments						0.000
vii		Library Books						0.000
viii		TA/DA						0.000
		Total	36.000	77.490	9.000	67.235	0.000	10.255
8	REM	Research, Evaluation & Monitoring	529	4.761		0.174		4.587
9	CCW	Civil Construction Works						
i		Construction of BRCs	2	12.000	2	6.000		6.000
ii		Construction of CRCs	2	4.000		1.800		2.200
iii		Construction of two classroom	7	21.000		14.200		6.800
iv		Construction of three classroom	2	9.000		6.075		2.925
v		Drinking Water	8	1.200		0.900		0.300
vi		Toilets	10	2.000		0.000		2.000
		Total	31.000	49.200	2.000	28.975	0.000	20.225
10	MRW	Maintenance & Repair Works	529	26.450	511	25.550	18	0.900
11	MGT	Management						
i		Salary of staff		18.022		6.083		11.939
ii		Furniture and Equipment						0.000
iii		Books and Periodicals						0.000
iv		Maintenance of equipment						0.000
v		Consumable and Stationery						0.000
vi		Management Information System						0.000
vii		Media and Documentation						0.000
viii		Training to Project Staff				0.371		-0.371
ix		Consultancy						0.000
x		Contingency				1.103		-1.103
xi		TA/DA						0.000
		Total	0.000	18.022	0.000	7.557	0.000	10.465
12	TRG	Training						
i		Training to Teachers (Primary)	916	12.818		2.506		10.312
ii		Training to Teachers (Middle)	1183	16.555		3.838		12.717
		Total	2099.000	29.373	0.000	6.344	0.000	23.029
13	INO	Innovation						
i		Computer Education	1	15.000				15.000
ii		Edn. of Girls (Arts and Crafts)	7500	15.000				15.000
iii		Edn. of SC/ST Children (Arts and Crafts)	7500	15.000				15.000
iv		Nursery Education						0.000
		Total		45.000		0.000		45.000
		Grand Total		315.888		175.907		139.981

Table - C

S. No.	Maj. Act.	Activity Description	Kanyakumari				2002-03 spillover
			2001-2002				
			Spillover		Expenditure		
		Phy.	Fin.	Phy.	Fin.		
1	PFE	Primary Schools					
i		No. of Schools	2		2		0.000
ii		Salary of new teachers	4	1.120	4	1.120	1.423
iii		Salary of addl. Teachers					0.000
iv		School Grants					2.560
v		Teachers Grants					4.105
vi		TLE Grants	2	0.2	2	0.2	0.000
		Total		1.320		1.320	8.088
2	UPE	Upper Primary Schools					0.000
i		No. of Schools					0.000
ii		Salary of new teachers	1	0.280	1	0.280	0.274
iii		Salary of addl. Teachers					0.000
iv		School Grants					5.680
v		Teachers Grants					7.255
vi		TLE Grants	2.000	0.500	2.000	0.500	0.000
		Total		0.78		0.78	13.209
3	AIE	Alternative & Innovative E					0.000
i		EGS Centres (Unserved					0
ii		Bridge Courses/Transit Camp					0
iii		Residential Camps					0.000
		Total		0		0	0.000
4	SFG	Special Focus Groups					0.000
i		Education of disabled	332	2.478	332	2.478	1.900
ii		Education of Girls					0.000
iii		Education of SC/ST Children					0.000
		Total		2.478		2.478	1.900
5	VEC	Village Education Committ					0.000
i		Meetings					0.000
ii		Training					2.055
		Total		0		0	2.055
6	CRC	Cluster Resource Centres					0.000
i		Workshops and Meetings					-1.692
ii		Furniture	56	2.800	56	2.800	0.000
iii		Contingency Grant					1.400
iv		TLM Grant					0.560
v		TLE Grant					0.000
vi		Library Books					0.000
vii		TA/DA					0.000
		Total	56	2.8	56	2.8	0.268
7	BRC	Block Resource Centres					0.000
i		Salary of Staff					9.041
ii		Furniture	9	2	9	2	0.000
iv		Workshops and Meetings					0.315
v		TLM Grant					0.257
vi		Training Equipments					0.000
vii		Library Books					0.000
viii		TA/DA					0.000
		Total	9.000	2.000	9.000	2.000	10.255
8	REM	Research, Evaluation & Monitoring					4.587
9	CCW	Civil Construction Works					0.000

i		Construction of BRCs	1	6.000	1	6.000	6.000
ii		Construction of CRCs	1	2.000	1	2.000	2.200
iii		Construction of two	7	21.000	7	21.000	6.800
iv		Construction of three	3	13.500	3	13.500	2.925
v		Drinking Water	18	2.700	18	2.700	0.300
vi		Toilets	24	4.800	24	4.800	2.000
		Total	54.000	50.000	54.000	50.000	20.225
10	MRW	Maintenance & Repair Works					0.900
11	MGT	Management					0.000
i		Salary of staff					11.939
ii		Furniture and Equipment					0.000
iii		Books and Periodicals					0.000
iv		Maintenance of equipment					0.000
v		Consumable and Stationery					0.000
vi		Management Information Sys					0.000
vii		Media and Documentation					0.000
viii		Training to Project Staff					-0.371
ix		Consultancy					0.000
x		Contingency					-1.103
xi		TA/DA					0.000
		Total	0.000	0.000	0.000	0.000	10.465
12	TRG	Training					0.000
i		Training to Teachers (Primary)					10.312
ii		Training to Teachers (Middle)					12.717
		Total	0.000	0.000	0.000	0.000	23.029
13	INO	Innovation					0.000
i		Computer Education		15.000		15.000	15.000
ii		Edn. of Girls (Arts and		15.000		15.000	15.000
iii		Edn. of SC/ST Children		15.000		15.000	15.000
iv		Nursery Education					0.000
		Total	0.000	45.000	0.000	45.000	45.000
		Grand Total		104.378		104.378	139.981

Sarva Shiksha Abhiyan, Tamilnadu

**Table D
Budget Estimate for 2003-2004**

S. No.	Maj. Act.	Activity Description	Unit Cost	Kanyakumari	
				Phy.	Fin.
1	PFE	Primary Education			
i		No. of Schools		0	
ii		Salary of new teachers	0.840	4	3.360
iii		Salary of addl. teachers	0.840		
iv		School Grant	0.020	295	5.900
v		Teachers Grant	0.005	2274	11.370
vi		TLE Grant	0.100		
		Total			20.630
2	UPE	Upper Primary Education			
i		No. of Schools			
ii		Salary of new teachers	0.840	7	5.880
iii		Salary of addl. teachers	0.840		
iv		School Grant	0.020	231	4.620
v		Teachers Grant	0.005	3164	15.820
vi		TLE Grant	0.500	12	6.000
		Total			32.320
3	AIE	Alternative & Innovative Education			
i		EGS Centres (Unserved Habitations)	0.211		
ii		Bridge Courses/Transit Camps	0.211	34	7.174
iii		Residential Camps	0.030	5	6.000
		Total			13.174
4	SFG	Special Focus Group			
i		Education of disabled	0.012	1277	15.324
ii		Education of Girls	0.002	1800	3.600
iii		Education of SC/ST Children	0.002	2100	4.200
		Total			23.124
5	VEC	Village Education Committees		800	
i		Meetings	0.018		14.400
ii		Training	0.009		7.200
		Total			21.600
6	CRC	Cluster Resource Centres		96	
i		Workshops and Meetings	0.002		0.192
ii		Furniture	0.100	40	4.000
iii		Contingency Grant	0.025		2.400
iv		TLM Grant	0.010		0.960
v		TLE Grant	0.250		
vi		Library Books	0.100		
vii		TA/DA	0.002		
		Total			7.552
7	BRC	Block Resource Centres		9	
i		Salary of Staff	10.000		75.000
ii		Furniture	1.000		
iii		Contingency Grant	0.125		1.125
iv		Workshops and Meetings	0.005		0.045
v		TLM Grant	0.050		0.450
vi		Training Equipments	1.000		5.000
vii		Library Books	0.250		1.000
viii		TA/DA	1.000		0.500
		Total			83.120

S. No.	Maj. Act.	Activity Description	Unit Cost	Kanyakumari	
				Phy.	Fin.
8	REM	Research, Evaluation & Monitoring	0.015	450	6.750
9	CCW	Civil Construction Works			
i		Construction of BRCs	6.000	3	18.000
ii		Construction of CRCs	2.000	15	30.000
iii		Construction of two classroom	3.000	20	60.000
iv		Construction of three classroom	4.500	10	45.000
v		Drinking Water	0.150	20	3.000
vi		Toilets	0.200	25	5.000
		Total			161.000
10	MRW	Maintenance & Repair Works	0.050	526	26.300
11	MGT	Management			
i		Salary of staff	22.000		15.000
ii		Furniture and Equipment	3.000		3.000
iii		Books and Periodicals	0.500		0.500
iv		Maintenance of equipment	0.500		0.500
v		Consumable and Stationery	0.350		0.350
vi		Management Information System	2.000		2.000
vii		Media and Documentation	2.000		2.000
viii		Training to Project Staff	0.010		0.100
ix		Consultancy	2.500		2.500
x		Contingency	0.140		0.140
xi		TA/DA	1.000		1.000
		Total			27.090
12	TRG	Training			
i		Training to Teachers (Primary)	0.014	2274	31.836
ii		Training to Teachers (Upper Primary)	0.014	2718	38.052
		Total			69.888
13	INO	Innovation			
i		Computer Education	15.000		15.000
ii		Edn. of Girls (Arts and Craft)	15.000		15.000
iii		Edn. of SC/ST Children (Arts and Craft)	5.000		5.000
iv		Nursery Education	15.000		15.000
		Total			50.000
		Grand Total			542.548

ANNEXURES

ANNEXURE - I

Implementation Schedule for 2003 - 2004

(Rs. in lakhs)

S. No.	Maj. Act.	Activity Description	1st Quarter	2nd Quarter	3rd Quarter	4th Quarter
1	PFE	Opening of new schools	***			
		Appointment of new teachers	***			
		Appointment of addl. Teachers	***			
		School Grants	***			
		Teachers Grants	***			
		TLE Grants	***			
2	UPE	Upgrading of Primary Schools	***			
		Appointment of new teachers	***			
		Appointment of addl. Teachers	***			
		School Grants	***			
		Teachers Grants	***			
		TLE Grants(New & uncovered OBB schools)	***			
3	AIE	EGS Centres	***	***	***	***
		Residential Camps	***	***	***	***
		Bridge Courses	***	***	***	***
4	SFG	Education of disabled		***	***	***
		Education of Girls		***	***	***
		Education of SC/ST		***	***	***
5	CRC	Workshops and Meetings	***	***	***	***
		Furniture	***			
		Contingency Grant	***	***	***	***
		TLM Grant	***	***	***	***
6	BRC	Salary of Staff	***	***	***	***
		Furniture	***	***		
		Contingency Grant	***	***	***	***
		Workshops and Meetings	***	***	***	***
		TLM Grant	***		***	
		Training Equipments		***		
7	REM	Research, Evaluation & Monitoring		***	***	***
8	CCW	Construction of BRCs	***	***	***	***
		Construction of CRCs	***	***	***	***

Implementation Schedule for 2003 - 2004

(Rs. in lakhs)

S. No.	Maj. Act.	Activity Description	1st Quarter	2nd Quarter	3rd Quarter	4th Quarter
		Construction of two Classroom	***	***	***	***
		Construction of three Classroom	***	***	***	***
		Drinking water	***	***	***	***
		Toilets	***	***	***	***
9	MRW	Repairs	***	***	***	***
10	MGT	Salary of Staff	***	***	***	***
		Furniture and Equipment	***	***		
		Books and Periodicals		***		
		Maintenance of equipment	***	***	***	***
		Consumable and Stationary	***	***	***	***
		TA/DA	***	***	***	***
		Consultancy	***	***	***	***
		Contingency	***	***	***	***
		Training to CRC Staff		***		
		Training to BRC Staff	***	***		
11	TRG	Training to Teachers (Primary)		***	***	***
		Training to Teachers (Middle)		***	***	***
12	VEC	Training to VEC Members	***			
13	INO	Computer Education				***
		Edn. of Girls - Inn. Programmes		***	***	***
		Edn. of SC/ST - Inn. Programmes		***	***	***
		ECE (New Centers)		***	***	***

ANNEXURE - II
TRAINING SCHEDULE

S. No.	1 Name of the training	2 Targetgroup	3 Methodology	4 Duration	5 Venue	6 RP	7 Expected outcomes
1	Work on TLM preparation	Primary & Upper Primary teachers	Demonstration	3 days	BRC	DIET faculties	To prepare and use TLM effectively & efficiently
2	School management for HMS	Primary & Upper Primary HMs	Group discussion & Interaction	3 days	BRC	DIET faculties	To manage the school effectively
3	Content & Methodology training in English for III-VII Std. Teachers	Teachers who teach English from III to VIII	Participating & Demonstration	5 days	BRC	DIET faculties	Developing the skills in English language teaching
4	Action Research	Upper Primary teacher	Lecture method & Participatory	2 days	BRC	DIET faculties	Solve day to day problems in classroom situations
5	Multigrade Teaching	Primary School teacher	Playway method Demonstration	3 days	BRC	DIET faculties	Able to handle 2/3 classes effectively at a time
6	Workshop on child psychology	Primary School teachers	Lecturing & Group Discussion	3 days	BRC	DIET faculties	Able to adopt proper techniques of teaching to suit the child's needs.
7	Workshop on self learning	Primary & Upper primary teachers	Demonstration	3 days	BRC	DIET faculties	Able to handle the self learning materials in a multigrade situation
8	Workshop on the use of Maths & Science Kits and laboratory equipments	Primary & Upper primary teachers	Demonstration	3 days	BRC	DIET faculties	Able to demonstrate and handle Maths & Science kits and laboratory equipments

S. No.	1 Name of the training	2 Targetgroup	3 Methodology	4 Duration	5 Venue	6 RP	7 Expected outcomes
9	Content and methodology training in the teaching of Maths	Teachers handling classes III to VIII	Demonstration	5 days	BRC	DIET faculties	Able to handle the subject effectively
10	Content and methodology training in the teaching of Science	Teachers handling classes VI to VIII	Demonstration	3 days	BRC	DIET faculties	Able to handle science effectively
11	Workshop on Activity Based Teaching	Teacher handling Classes 1-5	Play way	3 days	BRC	DIET faculties	To acquire the skill of ABT
12	Orientation class for teachers handling 6th Std. in new syllabus	Teacher handling Classes 6th standard	Lecture, Demonstration Participatory	3 days	BRC	DIET faculties	Able to understand the techniques of handling Maps & Globe
13	Training for map reading & use of Globe	Social Science teacher handling Classes VI to VIII	Demonstration	2 days	BRC	DIET faculties	Able to understand the techniques of handling Maps & Globe
14	Training to B.R.C. Teacher Educators						
i.	Computer Literacy Trainig	BRC Teacher Educators	Demonstration	2 days	DIET	DIET faculties	Able to use computer
ii.	Training on quality indicators	BRC Teacher Educators	Demonstration	2 days	DIET	DIET faculties	To achieve skills in collecting, compiling and interpreting the data
iii.	Workshop on planning, Management and documentation	BRC Teacher Educators	Demonstration	2 days	DIET	DIET faculties	To understand the skills in planning management and documentation

Regn. No. **Identity Card**
Never Enrolled/Dropout Child

District : **BRC :** **CRC :** **VEC :**

- 1) Name of the Child :
- 2) Father's/Guardian's Name :
- 3) Address :
- 4) Age :
- 5) Sex : Male/Female
- 6) Community : SC/ST/MBC/BC/Others
- 7) Religion : Hindu/Muslim/Christian/Others

page 2

- 8) Whether Disabled : Yes/No
- 9) Status of the child during enumeration : Dropout/Never enrolled/Child labourer
- 10) Present Status : Admitted in School
- 11) Address of the School and class :

Signature : _____

BRC Supervisor : _____

Block : _____



LIBRARY & DOCUMENTATION CENTRE
National Institute of Educational
Planning and Administration,
17-B, Sri Surobindo Marg,
New Delhi-110016

DC 12164