



**Maharashtra Prathamik Shikshan Parishad
Mumbai**

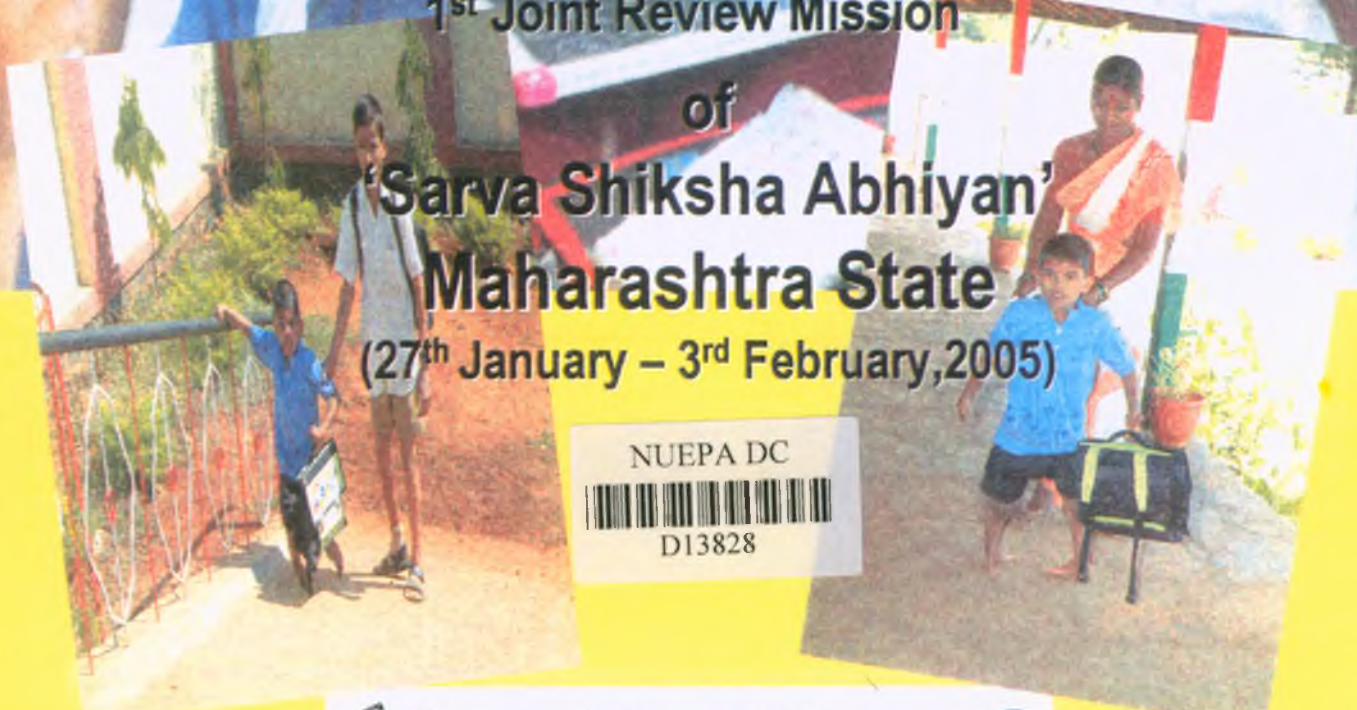
A Report on Status of SSA in Maharashtra

1st Joint Review Mission

of

**'Sarva Shiksha Abhiyan'
Maharashtra State**

(27th January – 3rd February, 2005)



NUEPA DC



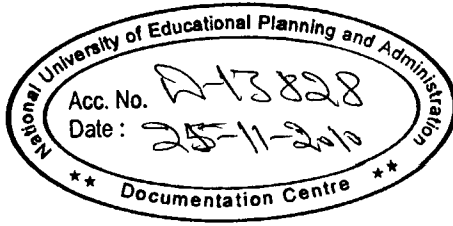
D13828



सर्व शिक्षा अभियान



सारे शिकूया, पुढे जाऊया



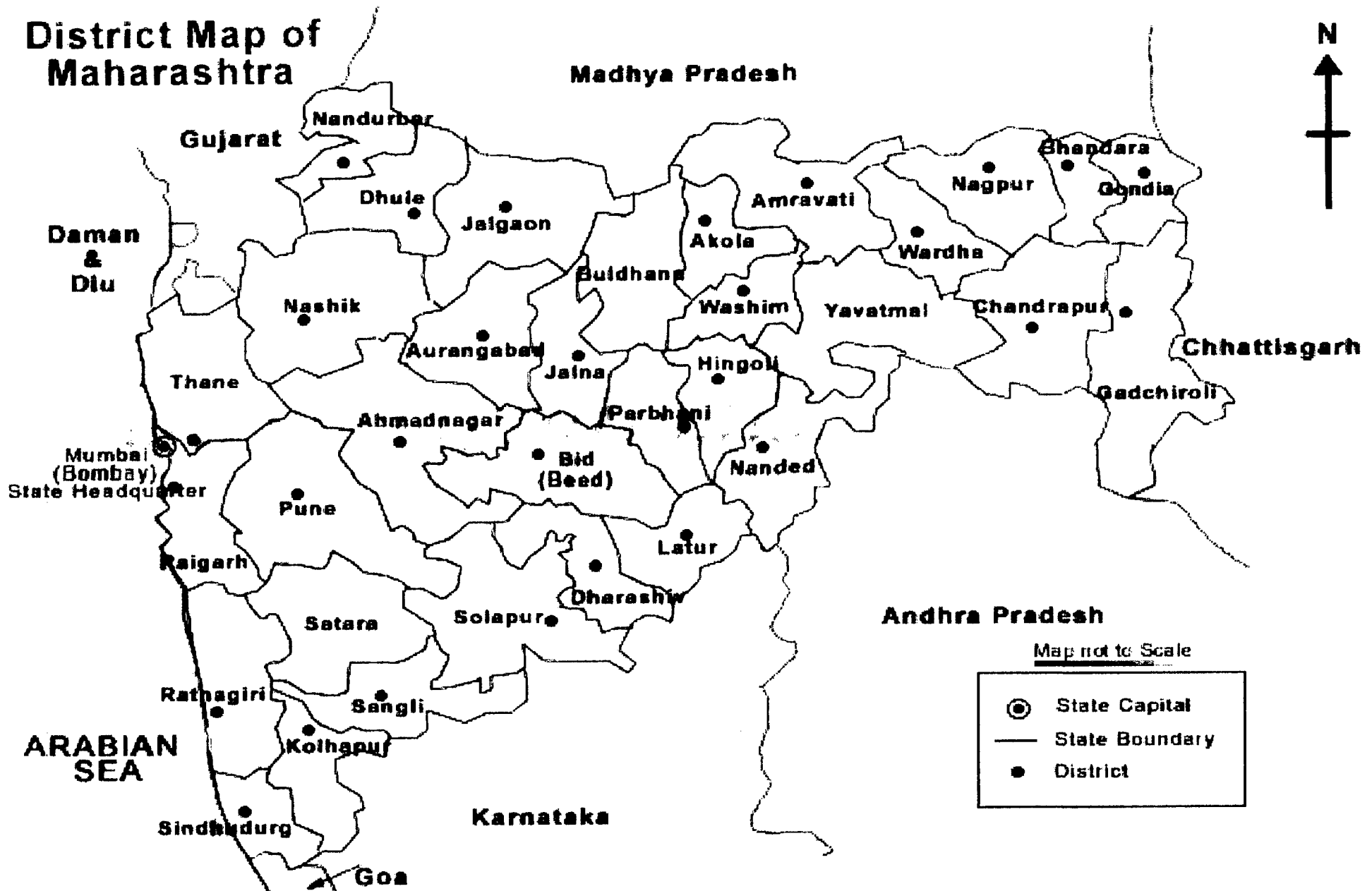
INDEX

Sr. No.	Subject	Presentation	Page No.
01	1 st Joint Review Mission – Programme Implementation Report 2004-05 (Annex-1)		2-46
02	Educational Profile and House Hold Survey	Shri.U. A. Girgaonkar	47-71
03	Planning Process	Shri. S. M. Khan	72-106
04	Education of Out of School Children	Shri. R. A. Chikalge	107-114
05	Inclusive Education for Disabled	Shri. A. N. Kakade	115-125
06	Civil Works	Shri. Bendale	126-164
07	National Programme for Education of Girls at Elementary Level	Smt. S. D. Joshi	165-176
08	BRC / CRC	Shri. M. B. Deore	177-184
09	Teacher Grant and School Grant	Shri. P. B. Vichwe	185-190
10	Finance & Expenditure	Shri. S. S. Vyavahare	191-198
11	Prgramme Scheduled		199-205

Welcome to

Maharashtra Prathamik Shikshan Parishad
Mumbai

District Map of Maharashtra



**First Joint Review Mission of
Sarva Shiksha Abhiyan (SSA)
State – Maharashtra**

Overall Programme Implementation Report of States

• **A) State and District wise outlay and expenditure – 2003-04**

Name of the District	Districwise Outlay 2003-04	Expenditure during 2003-04 With J.V.
Ahmadnagar	2916.62	1512.99
Akola	1496.7	712.43
Amravati	2757.51	1061.29
Aurangabad	2788.38	1328.78
Beed	2158.78	1157.30
Bhandara	1319.56	591.79
Buldhana	1573.73	885.70
Chandrapur	1894.55	816.55
Dhule	1202.14	532.25
Gadchiroli	1382.98	817.83
Gondia	1330.2	586.55
Hingoli	1086.56	474.04
Jalgaon	3478.96	1182.05
Jalana	1391.35	882.82
Kolhapur	2606.22	1247.42

Name of the District	Districwise Outlay 2003-04	Expenditure during 2003-04 With J.V.
Latur	1863.67	819.42
Mumbai City	1738.81	456.46
Mumbai Suburb(Dy.Dir)	2360.83	318.89
Nagpur	3163.07	1361.49
Nanded	2905.133	1581.67
Nandurbar	1109.84	577.91
Nashik	3511.57	1490.37
Osmanabad	1358.19	691.82
Parbhani	1837.78	706.02
Pune	4664.67	1459.51
Raigad	2304.82	1147.62
Ratnagiri	1881.72	1047.58
Sangali	1930.50	845.74
Satara	1773.87	942.76
Sindhudurga	908.08	371.66
Solapur	3,238.69	1397.09
Thane	5378.85	1801.45
Yeovtmal	2105.55	911.56
Wardha	1165.14	631.84
Washim	774.3	455.09
State Component	390.03	247.89
M.S.C.E.R.T.		377.77
Total State Outlay & Expenditure	75749.35	33431.40

B) State and District wise outlay and expenditure – 2004-05**(Rs. In Lakh)**

Name of the District	Districwise Outlay 2004-05	Expenditure Till Sept., 2004-05
Ahmadnagar	3022.09	21.48
Akola	1861.21	16.71
Amravati	2988.55	199.35
Aurangabad	3009.74	211.08
Beed	3395.43	289.19
Bhandara	1064.36	110.62
Buldhana	1999.32	80.24
Chandrapur	1916.07	343.49
Dhule	1263.92	268.27
Gadchiroli	1782.09	147.53
Gondia	1215.44	144.49
Hingoli	1512.76	43.10
Jalana	1389.12	199.94
Jalgaon	3312.21	673.23
Kolhapur	2463.62	44.22
Latur	2319.03	420.09
Mumbai City	1400.52	33.59
Mumbai Suburb(Dy.Dir)	3149.09	11.97
Nagpur	3410.44	376.43
Nanded	3020.64	123.93
Nandurbar	1389.61	90.11

Name of the District	Districwise Outlay 2004-05	Expenditure Till Sept., 2004-05
Nashik	4388.84	100.53
Osmanabad	1533.54	239.08
Parbhani	1810.22	335.91
Pune	6103.33	67.82
Raigad	2330.43	258.16
Ratnagiri	1970.10	63.56
Sangali	1734.66	52.01
Satara	1890.13	30.79
Sindhudurga	1071.63	33.92
Solapur	2757.03	233.90
Thane	6226.78	272.47
Wardha	1155.22	135.08
Washim	876.94	4.24
Yavatmal	2910.96	139.45
State Component	564.81	431.45
M.S.C.E.R.T.	0.00	72.55
Total	84209.88	6319.98
NPEGEL	1392.30	9.70
Grand Total...	85602.18	6329.68

**Provision and Release of State share – 2003-04 & 2004-05.
(including 2001-02 & 2002-03)**

Particulars	2001-02	2002-03	2003-04	2004-05 (Sept 2004)	Total for 2003-04 & 2004-05	Total
Sanctioned plan	10448.92	43121.87	75700.00	85602.18	161302.18	214872.97
Funds Received to Parishad						
By. Govt. of India	Nil	15389.94	20526.67	20000.00	40526.67	55916.61
By. Govt. of Maharashtra	Nil	1989.72	8963.45		8963.45	10953.17
Total.....	Nil	17379.66	29490.12	20000.00	49490.12	66869.78
Expenditure Incurred	Nil	9671.41	33363.91	6329.68	39684.26	49355.67
Funds released	Nil	12621.65	33298.05	20403.70	53701.75	66323.40
% of Expenditure to the Funds released to State Office	Nil	55.65	113.14	31.60		
% of Expenditure to PAB Approval		22.43	44.07	7.38		
Funds due but not received from GOM (25%share of GOI)		3140.26	-2121.23	6666.67	4545.44	7685.70
Funds yet to be Distributed		4758.01	-3807.93	-403.70	-4211.63	546.38

Note State Share of Rs. 7849.00 lakhs received on 30/11/2004

- Progress against SSA goals / and development outcomes for the eight states to be visited (as in table 3.3 of PAD)

Table 3.3 of PAD

Result indicators for each objective	Particulars	Base Year 2003-04			Year I (04/5)		
		Target for the Financial Year	Achievement	% of Progressive Achievement	Target for the Financial Year	Achievement	% of Progressive Achievement
In moving toward UEE, reduce out-of-school children and increase enrollment.	Classroom constructed	13705	51	0.37	19829	4025	20.30
	School become operational	316	0	0	369	0	0
	Teachers appointed	632	0	0	620	0	0
	Schools with Drinking Water Facility constructed	461	0	0	5498	168	3.06
	Schools with Toilet for girls constructed	609	18	2.96	4944	99	2.00
	Children enrolled in EGS/AS compared to plan target	512437	214538	41.87	430307	183602	42.67
Narrow existing gender and social gaps	Girls, SC. and ST students received free textbooks	9149216	9392585	102.66	9284544	96856363	104.32
	Female teachers serving in the school system	191686	217205	113.31	--	--	
Provision of quality inputs to improve learning	Pupil-teacher ratio	--	--	39:1			37:1
	BRC and CRC sanctioned became operational	BRC - 343 CRC - 5435	BRC - 343 CRC - 4668	BRC - 100 CRC - 85.9	BRC - 354 CRC - 5901	BRC - 354 CRC - 5122	BRC - 100 CRC - 86.8
	Teachers trained	458285	219429	47.88%	458285	424437	92.61%
	Student attendance rate in Public schools and Private schools	--	--	--	--	--	--
	Teacher attendance rate	--	--	--	--	--	--
	Quality of language and mathematics test scores improved	--	--	--	--	--	--

Total teachers in 2003-04 are 3,83,373, as per SSA directives 50% of total teachers should be female teachers, is the target to be achieved for narrowing gender gap. 50% of total teachers = 1,91,686 is the target. Actually, the number of working female teachers is 27,205 which gives percentage achievement =113.31%

- Category wise physical and financial progress against AWP&B 2004-05 for the State

(Rs. in lakh)

Sr. No.	Activity	Unit	Approval AWP&B including spillover (2004-05)		Expenditure till September,2004	
			Phy	Fin	Phy	Fin
1	2	3	4	5	6	7
1	PRIMARY					
1.1	New Primary School (Phy)	No. of Schools				0.00
1.2	New Teacher (Regular)	No. of Teachers				0.00
	Sub Total					0.00
1.3	New Para Teacher	No. of Teachers				
	Sub Total					0.00
1.4	Additional Teacher(Regular)	No. of Teachers				
	Sub Total					0.00
1.5	Additional Teacher(Para)	No. of Teachers				
	Sub Total					0.00
1.6	Previous year sanctioned teacher(Regular)	No. of Teachers				
	Sub Total					0.00

Sr. No.	Activity	Unit	Approval AWP&B including spillover (2004-05)		Expenditure till September,2004	
			Phy	Fin	Phy	Fin
1	2	3	4	5	6	7
1.7	Previous year sanctioned teacher(Para)	No. of Teachers				
	Sub Total					0.00
	Total					0.00
2	UPPER PRIMARY					
2.1	New Upper Primary School (Phy)	No. of Schools				0.00
2.2	New Teacher (Regular)					0.00
	Sub Total		369			0.00
2.3	New Para Teacher					
	Sub Total					0.00
2.4	Additional Teacher (Regular)					
	Sub Total					0.00
2.5	Additional Teacher(Para)					
	Sub Total					0.00
2.6	Previous years sanctioned teachers(Rgular)					
	Sub Total					0.00
2.7	Previous years sanctioned teachers(para)					
	Sub Total					0.00
	Total					0.00

Sr. No.	Activity	Unit	Approval AWP&B including spillover (2004-05)		Expenditure till September,2004	
			Phy	Fin	Phy	Fin
1	2	3	4	5	6	7
3	Free Text Book to Focus Group Children					
3.1	Primary	No. of Children	5256220	4205.00	3222.70	320.03
3.2	Upper Primary		4028324	3222.70		0.86
	Sub Total		9284544	7427.70		320.89
4	Repair and Maintenance Grant to School					
4.1	Primary	No. of Schools	77536	3876.80		634.99
4.2	Upper Primary					0.15
	Sub Total		77536	3876.80		635.14
5	TLE	No. of Schools				
5.1	New Primary		262	320.20		22.51
5.2	New Upper Primary	No. of Schools	107	295.00		0.00
5.3	Existing UPS not covered under OBB		5560	7172.36		2.41
	Sub Total		5929	7787.56		24.92
6	School Grant					
6.1	Primary	No. of Schools	62490	1249.80		516.55
6.2	Upper Primary		35600	712.00		259.18
	Sub Total		98090	1961.80		775.73

Sr. No.	Activity	Unit	Approval AWP&B including spillover (2004-05)		Expenditure till September,2004	
			Phy	Fin	Phy	Fin
1	2	3	4	5	6	7
7	Teacher Grant					
7.1	Primary	No. of Teachers	196348	981.82		317.30
7.2	Upper Primary		224286	1121.50		304.05
	Sub Total		420634	2103.32		621.35
8	Teacher Salary(Recurring)					
8.1	Primary New Teacher Salary		632	170.64		0.00
8.2	UP New Teacher Salary					0.00
8.3	New Head Master Upper Primary					0.00
8.4	New Additional Teacher		2204	782.19		0.00
8.5	New Para Teacher					0.00
8.6	New Other					0.00
	Sub Total		2836	952.83		0.00
9	Teacher Salary(New)					
9.1	Primary New Teacher Salary	No. of Teachers	488	160.74		0.00
9.2	UP New Teacher Salary		132	41.40		0.00
9.3	New Head Master Upper Primary					0.00
9.4	New Additional Teacher					0.00
9.5	New Para Teacher					0.00
9.6	New Other					0.00
	Sub Total		620	202.14		0.00

Sr. No.	Activity	Unit	Approval AWP&B including spillover (2004-05)		Expenditure till September,2004	
			Phy	Fin	Phy	Fin
1	2	3	4	5	6	7
10	Teacher Training(Primary/Upper Primary)					
10.1	In-service course 20 days	No. of Teachers	434323	6080.53		247.09
10.2	Orientation for freshly trained recruits-30 days		28811	605.03		106.59
10.3	Refresh course for untrained teachers - 60 days		13354	560.86		36.10
10.4	DRG/BRG/CRG+Other					62.37
	Sub Total		476488	7246.42		452.15
11	SIEMAT					0.00
	Sub Total					0.00
12	Training of Community leaders					0.00
12.1	Training of Community leaders as per village	No. of Community Leaders	322450	193.49		60.28
12.2	Training of School Management Committee as per school					0.00
	Sub Total		322450	193.49		60.28

Sr. No.	Activity	Unit	Approval AWP&B including spillover (2004-05)		Expenditure till September,2004	
			Phy	Fin	Phy	Fin
1	2	3	4	5	6	7
13	Intervention for Disabled Children					
13.1	Total CWSN enrolled(IED)	No. of Children	383416	4601.00		82.57
13.2	No. of CWSN actually provided assistive devices					0.00
13.3	Teacher training	No. of Teachers				0.00
13.4	Training of teacher educators	No. of Educators				0.00
13.5	Barrier Free Access	No. of Schools				0.00
13.6	Other					0.00
	Sub Total		383416	4601.00		82.57
14	Research, Evaluation, Supervision and Monitoring					
14.1	Research & Evaluation	No. of Schools	85814	1431.48		74.21
14.2	Supervision and Monitoring					0.00
	Sub Total		85814	1431.48		74.21

Sr. No.	Activity	Unit	Approval AWP&B including spillover (2004-05)		Expenditure till September,2004	
			Phy	Fin	Phy	Fin
1	2	3	4	5	6	7
15	Management & MIS					
15.1	Management & MIS-District	No.of Dist.		2629.29		554.24
15.2	Management & MIS-SPO	No.of SPO		1314.65		0.00
	Sub Total		0	3943.94		554.24
16	Innovative Activity					
16.1	ECCE	No. of districts	1455	411.00		5.44
16.2	Girls Education		51	414.00		0.00
16.3	SC/ST		56	396.00		0.00
16.4	Computer Education for upper primary level		115	418.00		7.08
16.5	Other		15	24.00		0.00
	Sub Total		1692	1663.00		12.52
17	Blcok Resource Centre					
17.1	Salary of Resource Persons	No. of BRC	1890	1701.00		0.47
17.2	Furniture Grant		27	328.65		6.43
17.3	Contingency Grant		354	44.33		14.86
17.4	Meeting TA		354	21.24		7.97
17.5	TLM Grant		354	17.70		5.31
	Sub Total		2979	2112.92		35.04

Sr. No.	Activity	Unit	Approval AWP&B including spillover (2004-05)		Expenditure till September, 2004	
			Phy	Fin	Phy	Fin
1	2	3	4	5	6	7
18	Cluster Resource Centre					
18.1	Salary of Resource Persons	No. of CRC	499	449.10		2.38
18.2	Furniture Grant		305	487.89		0.90
18.3	Contingency Grant		5901	147.63		43.27
18.4	Meeting TA		5901	141.59		34.23
18.5	TLM Grant		5901	59.01		15.82
	Sub Total		18507	1285.22		96.60
19	Interventions for Out of School Children					
19.1	EGS (Primary)	No. of Children	10810	1750.70		98.29
19.2	EGS (Upper Primary)		8505	94.97		21.87
19.3	Bridge Course (Residential)		1676	197.77		4.47
19.4	Bridge Course (Non-Residential)		1246	724.23		14.04
19.5	Remedial Teaching		57773	488.18		15.02
19.6	Innovative Education		243237	2063.54		107.08
19.7	Other		11232	133.46		15.15
	Sub Total		334479	5452.85		275.92

Sr. No.	Activity	Unit	Approval AWP&B including spillover (2004-05)		Expenditure till September, 2004	
			Phy	Fin	Phy	Fin
1	2	3	4	5	6	7
20	NPEGEL					
20.1	Model Cluster Schools - Civil Works (One Time Grant - Non-recurring)	No. of Clusters	148	439.85		0.00
20.2	Model Cluster Schools - Non-recurring Expenditure. (One Time Grant - Non-recurring)		149	66.90		0.00
20.3	Recurring Grant to Model Cluster School, limited to Rs. 20,000/- per cluster.		148	37.59		0.00
20.4	Awards to Schools / Teachers @ Rs. 5,000/- (in kind) per cluster. (Recurring grant)		174	35.77		0.00
20.5	Student Evaluation, Remedial Teaching, Bridge Courses, and AS activities @ Rs. 20,000/- per Cluster (Recurring grant)		268	96.48		0.00
20.6	Teacher Training Grant @ Rs. 4, 000/- per cluster. (Recurring grant)		350	41.24		9.70
20.7	Child Care Centres, Grant @ Rs. 6,000/- per centre (Two centres per Cluster), (Recurring grant)		543	71.22		0.00

Sr. No.	Activity	Unit	Approval AWP&B including spillover (2004-05)		Expenditure till September,2004	
			Phy	Fin	Phy	Fin
1	2	3	4	5	6	7
20.8	Additional Incentives in the form of Uniforms, Stationary, Slate, Work Books, Escorts etc. @ Rs. 80/- per girl child. (From SSA Free Text Book Intervention)		645056	516.04		0.00
20.9	General Health Check Up and Follow Up of Girl Children (in synergy with the Department of Health)	No. of Girls students	283469	0.00		0.00
20.10	Mid-day Meal Scheme for Girls (in synergy with the Dept. of EE&L)		63515			0.00
20.11	Community Mobilization @ Rs. 35,000/- per Cluster	No. of Clusters	319	87.21		0.00
	Sub Total			1392.30		9.70
21	Civil Works		22895	31967.41		2264.30
	Sub Total		22895	31967.41		2264.30
22	Any other Expenditure					34.12
	Sub Total					34.12
	Grant Total			85602.18		6329.68

- **Progress against Development objectives (descriptive – for the States to be visited)**

Development Objective 1

- Civil works

In the SSA programme, allocation for Civil Works is upto 33% of the Perspective Plan. It Includes Construction of Primary Schools, Upper Primary Schools, Additional Classrooms, Toilets, Water Facilities, Block Resource Centers, Cluster Resource Centers & other infrastructure relating to School. As per framework, participation of community in all civil works (except BRCs) is mandatory in order to ensure a sense of ownership.

Most of the Civil Works are being executed in rural areas and for this purpose technical input is an essential ingredient for achieving quality construction. For this purpose state level sensitization workshop for Executive Engineers, regional workshops for Junior Engineers, Districts level training camps for VEC's are being arranged as per requirement.

Construction programme of school rooms & school buildings was launched on 2nd October 2003. Monthly meetings are being organised to review the progress of work and to solve the problems faced by the districts during execution.

The Parishad has developed a class room plan with hexagonal shape and pyramidal roof slab. It is to be constructed as R.C.C. framed structure in M20 concrete. On demand from some districts, a rectangular class room with R.C.C. framed structure has also been allowed.

In the beginning the physical achievement could not be achieved as expected for the following reasons :-

- i) Delay in according administrative approval at district level.
- ii) Delay in finalisation of location of school rooms by District Personnel.
- iii) Delay in appointments of Engineers in Districts under SSA.

Though the initial progress was slow, now with all the above problems the MPSP could succeed in achieving progress in civil work.

Quality Control :- At present, in Maharashtra, the civil works are being supervised by the Junior Engineers appointed under SSA or by the Z.P. Engineers. These engineers work under the guidance of the Executive Engineer (SSA) at district level. To ensure the quality of the civil work M.P.S.P. has engaged Private Consultancy services for quality supervision and certification.

Annexure A

Statement showing Spillover & AWP & B for the year 2004-05

State Summary

(Rs. In Lakh)

Sr. No.	Activity	Approved Works for the year 2003-04		Work in Progress & Expenditure as on 31/3/2004		Approved Spillover		Fresh Sanctions for the Year 2004-05		Total Approved Civil Works for the Year 2004-05 Fresh Plan + Spillover	
		Phy	Fin	Phy	Fin	Phy	Fin	Phy	Fin	Phy	Fin
1	2	3	4	5	6	7	8=4-6	9	10	11	12
1	BRC	160	960.00	17	48.94	153	911.06	100	600.00	260	1511.06
2	CRC	1074	2148.00	881	973.96	1074	1174.04	1067	2134.00	2141	3308.04
3	Primary School	297	853.82	159	313.94	297	539.88	194	694.02	491	1233.90
4	Upper Primary	146	215.00	185	140.45	146	74.55	32	62.95	178	137.50
5	Buildingless Primary School	823	1270.55	374	436.23	823	834.32	566	1039.55	1389	1873.87
6	Buildingless Upper Primary School	352	545.60	162	187.33	352	358.27	314	573.12	666	931.39
7	Dilabidated Building Primary	577	894.35	391	477.44	577	416.91	882	1589.34	1459	2006.25
8	Dilabidated Building Upper Primary	555	860.25	278	387.63	555	472.62	876	1572.12	1431	2044.74
9	Add. Classrooms	11252	16887.90	9159	9868.23	11252	6987.41	3454	6207.10	14706	13194.51
	Total class rooms Sr.No. 4 to 9	13705	20674	10549	11497	13705	9144	6124	11044	19829	20188
10	Toilets/ Urinals	609	121.45	155	24.04	587	97.41	4335	887.00	4944	984.41
11	Water Facility	461	69.15	461	49.97	461	19.18	5037	1039.85	5498	1059.03
12	Electrification	10393	519.65	8575	338.51	7934	196.59	3595	179.75	13998	376.34
13	Separation Wall	1599	79.95	0	0.00	575	13.30	0	0.00	575	13.30
14	Boundary Wall	0	0.00	0	0.00	0	0.00	124	62.00	124	62.00
15	Others Extra Amount for (Spillover Works)	0	0.00	0	0.00	0	0.00		3231.07		3231.07
	Total	28298	25425.67	20591	24743.97	38491	21239.63	26700	30916.05	67689	52155.68

Annexure B
Progress Report of Civil Works under SSA (2003-04) as on 30th November 2004
State Summary

Sr. No.	Activity	Approved Civil Works Upto the year 2003-04		Expenditure upto 31/3/2004	Approved Civil Works (Including Spillover) for the year 2004-05		Expenditure as on 30/11/2004 (during this year)	Physical Progress			Weighted Progress	Weighted Distribution
		Phy	Fin	Fin	Phy	Fin	Fin	Compl eted	Total In Progress	Not Started	%	
		Nos.	Rs. In Lakh	Rs. In Lakh	Nos.	Rs. In Lakh	Rs. In Lakh	Phy Nos.	Phy Nos.	Phy Nos.		
1	2	3	4	5	6	7	8	9	10	11	12	13
1	BRC	160	960.00	48.94	260	1511.06	151.52	6	47	207	9.63	Excavation-: 5%
2	CRC	1074	2148.00	973.96	2141	3308.04	475.78	293	930	918	34.28	
3	Primary School	297	853.82	313.94	491	1233.90	246.37	92	230	169	41.00	Plinth Level -: 25 %
4	Upper Primary	146	215.00	140.45	178	137.50	43.42	58	110	10	82.42	
5	Buildingless Primary School	823	1270.55	436.23	1389	1873.87	215.33	115	448	826	20.54	Lintel Level -: 60 %
6	Buildingless Upper Primary School	352	545.60	187.33	666	931.39	0.00	80	138	448	24.63	
7	Dilabidated Building Primary	577	894.35	477.44	1459	2006.25	308.28	135	386	938	20.64	Slab Level -: 70 %
8	Dilabidated Building Upper Primary	555	860.25	387.63	1431	2044.74	48.21	112	432	887	17.27	
9	Add. Classrooms	11252	16887.90	9868.23	14706	13194.51	5881.28	3525	7724	3457	55.43	Slab Costed -: 85 %
Total No of Primary School		297	853.82	313.94	491	1233.90	246.37	92	230	169	41.00	
Total No Of Classrooms (4 to 9)		13705	20673.65	11497.31	19829	20188.26	6496.52	4025	9238	6566	47.01	

Sr. No.	Activity	Approved Civil Works Upto the year 2003-04		Expenditure upto 31/3/2004	Approved Civil Works (Including Spillover) for the year 2004-05		Expenditure as on 30/11/2004 (during this year)	Physical Progress			Weighted Progress	Weighted Distribution
		Phy	Fin	Fin	Phy	Fin	Fin	Completed	Total In Progress	Not Started		
		Nos.	Rs. In Lakh	Rs. In Lakh	Nos.	Rs. In Lakh	Rs. In Lakh	Phy Nos.	Phy Nos.	Phy Nos.	%	
1	2	3	4	5	6	7	8	9	10	11	12	13
10	Toilets/ Urinals	609	121.45	24.04	4944	984.41	26.43	99	326	4519	7.28	Masonry Completed -: 95 %
11	Water Facility	461	69.15	49.97	5498	1059.03	9.90	168	314	5016	5.94	
12	Electrification	10393	519.65	338.51	13988	376.34	40.27	3406	2428	8154	26.93	Work Completed -: 100 %
13	Separation Wall	1599	79.95	0.00	575	13.30	1.85	0	0	575	0.00	
14	Boundary Wall	0	0.00	0.00	124	62.00	0.00	0	0	124	0.00	
15	Escalation Cost (For Spillover Works)		0.00	0.00		3231.07	7.56	0	0	0	0.00	
	Total	28298	25425.67	13246.67	47850	31967.41	7456.20	8089	13513	26248		

Planning - As per Planning for the year 2004-05 the various activities are in progress in all the districts of the State. Expenditure percentage for the year 2004-05 is 7.39 % as compared to the sanctioned budget and 31.60 % of the funds released to the state.

Planning process of SSA is going on throughout the year. The districts have collected the status information and statistics in 19 different tables. The districts & Municipal Corporations have planned the SSA activities for the year 2004-05, and accordingly they prepared their AWP&B in a rough format. All the plans prepared by the Districts and Municipal Corporations were presented at the State level during the month of May / June 2004. The plans were appraised by the officers of the Maharashtra Prathamik Shikshan Parishad (MPSP) and necessary corrections were made and accordingly plans were revised. The figures of the revised plans were then filled-up in the software provided by the Govt. of India. The finalized plans were then submitted at the Ed.CIL Office in June 2004. The plans were appraised by the Ed.CIL team and then submitted for approval to PAB (Project Approval Board) Meeting on 9th July,2004. The State received the sanctioned budget in July,2004.

For the year 2005-06, a team of experts from MIEPA has developed formats for preparing the AWP&B at Village, Cluster, Block & District level. The formats have now been printed by the respective districts. Teams of experts for planning & preparing AWP&B at District, Block, Cluster, Village, Municipal Corporation and Ward level have been identified and formed at respective levels. Similarly, a comprehensive training of preparing AWP&B 2004-05 with the help of these formats was conducted at MIEPA in November-December,2004, where District level resource persons were trained. The further trainings of lower level planning teams were carried out by cascading method during December,2004.

House Hold Data on Out of School Children – The quick household survey has been planned at the State level. The objective of the survey is to get first hand information on the population of the children in the age group of 6 to 14, as well as to get the number of out of school children in the same age group and the number of CWSN in the 6 to 18 age group. The formats of survey have been prepared, printed and distributed to the districts. The training workshops for district level, block level & cluster level resource persons were arranged. Survey teams consisting of around 10 children from VIII, IX & XIth Class with the one teacher at its head were formed at village and ward level. Adequate training was given to these Teachers and children. The actual survey was conducted during 15th, 16th and 17th December,2004. Ample publicity was given for this survey. So, as to get wholesome response from the popular to the surveying teams. A special software was prepared at the state level and was distributed to the districts. This software was prepared to enlist the number out of school children as well as CWSN as per their gender, category, mother tongue, reasons of not joining schools, type of disability etc. The outputs from this survey will be used in the planning processes and preparing AWP&B for 2005-06.

Household data on out of school children :

Out of School Children

District Name	Total 2002-03 (Household Survey Feb/Mar 2002)	Total 2003-04 (AWP&B 2003-04)	Total 2004-05 (AWP&B 2004-05)
Nandurbar	37263	18,343	5,544
Dhule		15,410	1,934
Jalgaon	1,33,976	24,055	4,260
Buldhana	1,05,101	4,806	1,263
Akola	44,029	12,831	2,766
Washim	35,642	5,803	3,296
Amravati	30,204	19,625	5,553
Wardha	5,160	1,992	521
Nagpur	25,931	13,007	2,186
Bhandara	26,167	1,634	3,759
Gondiya	18,943	9,450	704
Gadchiroli	15,124	7,900	6,315
Chandrapur	56,043	900	1,479
Yavatmal	60,398	2,275	2,816
Nanded	32,530	32,617	9,933
Hingoli	31,165	12,520	5,935
Parbhani		22,347	10,215
Jalna	13,541	14,461	4,331
Aurangabad	13,398	32,738	5,170
Nashik	1,64,811	37,459	4,705
Thane	1,37,836	79,876	15,742
Mumbai (Suburban)	34,851	6,030	78,898
Mumbai	57,056		0
Raigad	41,208	8,895	4,181
Pune	94,838	16,947	12,218
Ahmadnagar	68,292	10,574	10,743
Beed	19,706	32,426	5,907
Latur	9,709	7,393	2,195
Osmanabad	10,216	7,902	3,593
Solapur	62,630	27,370	3,508
Satara	65,263	7,522	735
Ratnagiri	57,129	13,390	5,602
Sindhudurg	22,544	1,413	1,182
Kolhapur	24,691	8,646	888
Sangli	25,387	6,090	1,147
Total	15,78,863	524,647	229,224

EGS / AIE :

An important objective in SSA is to bring each and every child in the age group of 6 to 14, to regular formal schools. But there are out of school children who are unable to attend regular schools due to various reasons. A first Household Survey of children in the age group of 5+ to 15 was done under SSA in February/March,2002. The survey showed that 15,78,863 children were out-of-school. Most of these children in the age group of 5+ and 6+ were enrolled in regular schools in the first standard in the subsequent year. Some of the children in the higher age groups were also enrolled in regular schools. For the remaining children, different activities under SSA were undertaken. For the children without any access to primary schools, new primary schools. EGS Centres named as Vastishala were sanctioned for children upto IV Class. For the children who are unable to attend the regular schools in their own villages or towns, Mahatma Phule Education Guarantee Scheme Centres (MPEGS) were sanctioned. For the children who were dropped out of school and for those children who never attended schools for a long period, residential bridge courses and non-residential bridge courses has been sanctioned.

Details of the Vastishala and MPEGS centers opened during last four years and enrollment is as follows :

Type of Center	Year	No. of Centres	Enrolled Pupils		
			Boys	Girls	Total
Vastishala	2001-02	4208	46025	42429	88454
	2002-03	2300	29968	25675	55643
	2003-04	880	10054	8675	18729
	2004-05	747	9414	8531	17945
	Total	8135	95461	85310	180771
MPEGS	2001-02	3400	36056	28889	64945
	2002-03	13507	127415	136042	263457
	2003-04	1393	11901	12271	24172
	Total	18300	175372	177202	352574

Community Mobilization :

- **Formation of VECs/PTAs/MTAs** – Long before SSA came into existence. Village Education Committees were constituted in almost all villages in the state, where there were primary schools. The VECs are given certain powers & responsibilities, so that these institutions can know & control various school activities. The Sarpanch of the Gram Panchayat in village, is the head of VEC and the other members are community leaders, peoples representatives, social activists and representatives from various local functionaries. MTAs and PTAs are also formed almost in all schools, to participate and advice in some of the academic matters in the Schools.

- **Training of community members** - It is one of the most important activity under SSA, where VEC members, MTA / PTA members and other representatives in the Villages/ Wards, are given an opportunity of participating in the two day orientation course, covering day-to-day management activities and academic activities of the local schools. Four members from each village and in addition to that two more members for each of the school in the village / ward are selected for the orientation training. Women members are given more preference in the selection process. These trainings are very useful in bridging links between schools and local community.

Training of Community Leader :

Act. no.	Activity	Implem-enting Section	Phy. Target	Budget Provision	Target Achieved	State Level Expdr	Dist. Level Expdr	Total Expdr.
1	2	3	4	5	6	7	8	9
1.	Orientation of Community members for the role in smooth functioning of school	Training	275000 books for C.L.	41.00	275000 books for C.L.		27.33	27.53
2.	Orientation of community members in IED	IED	91042 books for C.L.	29.10	91042 books for C.L.		9.22	9.22
	Total ..						39.75	36.75

- **Coordination with Panchayati Raj Structures** – From 1962 and onwards local bodies like Zilla Parishad at district level, Panchayat Samiti at block level and Gram Panchayat at village level came into existence. Panchayats are constitutionally authorized institutions of Rural Self Governance after passing 73rd amendment to the constitution in 1992. A Village Education Committee is constituted by the members elected by Gram Sabha. A VEC has its own bank account and sanctions budget and expenditure for the funds received under SSA, monitors and supervises primary schools and Adult Education activities. VEC with its participation in the education activities at village level gives the villagers a sense of belonging towards primary schools and other educational activities. The Education Committee of the Zilla Parishad performs activities regarding establishment, management, maintenance, inspection and visit of primary schools and basic needs including grants to aided schools.

Development Objective 2

- **Girls education including NPEGEL** – In Maharashtra, NPEGEL Programme has been formulated for Girls in Educationally Backward Blocks(EBB). Initially the blocks were selected on the basis of following criteria :-

In the year 2003-04 :

- Educationally backward rural blocks (EBB) with female literacy rate below national average 54.16% and gender gap above national average 20.12%.
 - Blocks with atleast 5% SC/ST population and SC/ST female literacy rate below 10% and selected urban slums.
- I) The programmes was formally launched on 2nd October,2003 at Block and State level.
- Plan was submitted for the year 2003-04, on the basis of above criteria.
 - Thus, proposal for 97 blocks of 23 districts and 18 notified slums costing Rs.776.92 lakh was approved on 8th January,2004.
 - First instalment of GOI share costing Rs.145.67 lakh was received in 15th March,2004.
- II) However, the clarification on section of the blocks was received.
- Therefore, in the year **2004-05**, 30 blocks and 19 slums were selected as per new criteria (Rural Female Literacy Rate below National level i.e. 46.58% and Gender gap about National average 21.67%).
 - Proposal for 30 blocks of 10 districts and 19 notified slums costing Rs.1392.30 lakhs were sent and subsequently approved on 9th July,2004 PAB meeting.
 - On 7th October,2004, the second instalment of GOI share costing Rs.4,89,79,000/- was received.

The status of implementation of the programme is as follows :-

Formation of SRG :

- 14 nominees from relevant department of State Govt., Experts in Girls' Education and Representatives of NGOs and SC/ST women organization were selected and State Resource Group is formed.
- Two meetings of SRG were held on 21st January,2004 and 9th February,2004. In these meetings, criteria for selection of Gender Co-ordinator, Sahayoginies (Cluster Co-ordinator) were finalized.

SRG decided the criteria for selection of Model Cluster Schools with the following specifications:

- 1) Schools with girls toilet, playground with compound wall for security, availability of lady teachers, large percentage of SC/ST girls. Other requirements were as under :-
 - Residential accommodation for 60 girls
 - Adequate storage provision
 - Blackboards
 - Kitchen Platform
 - Demonstration Table
 - Tap Water connection etc.
- 2) Civil Work Plan of Model Cluster School is designed and circulated to all the clusters
- 3) With the convergence of Govt. departments, State vocational and training. Some short term vocational training courses were conducted with the help of above department.
- 4) **Survey :**
 - 1) Survey for identification of out-of-school girls in the age group of 10-14 was undertaken and identification of training needs at village level was done in May,2004.
 - 2) 601 out-of-school girls were identified.
 - 3) On the basis identified needs the training was undertaken in August,2004.
- 5) **Activities completed**
 - I) Gram Sabhas & MTA meet were organised and MTA meets for selection of vocational courses was conducted for this from every block, one model cluster is selected.
 - II) **A Life Skill training :**
 - A life skill training module was developed with the help of 15 NGOs in Maharashtra in collaboration with UNICEF ,Mumbai.
 - A life skill training workshop for resource persons was organised from 16th to 22nd August,2004 at State level. 71 Resource persons were trained at State level.
 - District level training was organised in all the 10 districts. 1305 resource persons were trained during October and November,2004.
 - State Resource Persons organised district level training for teachers, 920 lady teachers were trained.

- Kishori Melawa (residential camp) for VIIth Std. Girls was organised in Diwali vacation.

III) Girl Guide and Bulbul Training :

- Bharat Scout and Guide Institute had organised a training for Girl Guide and Cubs Bulbul during 5th August to 10th October,2004.
- 337 lady teachers were trained.
- A Girl Guide training will be organised in their respective school.

IV) Gender Equality Training :

- On 29th November to 4th December,2004. Gender equality resource persons training was organised by MIEPA, Aurangabad.
- 215 resource persons were trained.
- In the month of January, again they will organize training for remaining teachers at cluster level.

V) National Level Planning Workshop

- The National level workshop for planning was organised at Bhopal on 2nd and 3rd August,2004.
- 6 persons from among the block level gender coordinators and State Programme Officer attended the said workshop.

VI) Training of Block & Cluster level Planning :

- Training of Block and cluster level planning was organised at MIEPA, Aurangabad on 29th November to 4th December,2004 (2 batches).
- 6 persons from each block and 2 persons from selected urban slums attended this workshop.

VII) Kasturba Gandhi Balika Vidyalaya :

- Proposals for Kasturba Gandhi Balika Vidyalaya were received from each selected block. These proposals were scrutinized at State level and finally 30 proposals were sent to GOI on 16th December,2004. The sanction is yet to be received.

- **Interventions for socially disadvantaged groups including minority, SC/ST**
Socially disadvantaged groups like SC / ST, including minorities are finding it difficult to compete with the others, especially in studying foreign languages such as English. English being an International language and the only link with the other countries in this globalized world, Maharashtra Govt. has taken an initiative for introducing English from the first standard itself in Primary Schools.

Under innovative activities, pictorial dictionaries will be prepared for Std. III to IV and for Vth to VIII students with the help of Balbharati, Pune. These dictionaries will be distributed to the SC / ST, Minority Community boys & girls, free of charge. Advance amount for that pictorial dictionary was given to Balbharati is Rs.963.00 Lakhs. During 2004-05, 25,10,920 students of IIIrd & IVth (including general Girls, SC Girls, SC Boys, ST Boys, ST Girls & OBC Girls), 11,63,517 students of Vth Std. (including general Girls, SC Girls, SC Boys, ST Boys, ST Girls & OBC Girls) will be provided with the pictorial dictionaries.

- **Children with Special Needs :**

2. Staff Position for IE :

Staff in Position for IE	Sanctioned Posts	Posts in Operation
	1	2
State Level		
District Level	111	43
Block Level	332	64
Cluster Level	506	24
School Level	4844	14
Total :	5793	145

In the State, as per the survey done at various level, total no. of children with special needs is as follows :

A) Number of disabled children identified through survey in the State

VI			HI			OH			LD			MR			Total		
B	G	T	B	G	T	B	G	T	B	G	T	B	G	T	B	G	T
23856	21286	45142	25585	21259	46844	22226	16326	38552	20081	17822	37903	17355	14185	31540	109103	90878	199981

B) Total Number of disabled children enrolled in schools in the State

VI			HI			OH			LD			MR			Total		
B	G	T	B	G	T	B	G	T	B	G	T	B	G	T	B	G	T
22457	20573	43030	24211	20304	44515	19100	13941	33041	22336	17955	40291	15194	11997	27191	103298	70829	174127

C) Total number of disabled children Out Of School in the State

VI			HI			OH			LD			MR			Total		
B	G	T	B	G	T	B	G	T	B	G	T	B	G	T	B	G	T
1900	1655	3555	2341	1776	4117	3447	3077	6524	698	529	1227	2558	2013	4571	10944	9050	19994

a) Number of Children who actually require aids and appliances

Visual Impairment		Hearing Impairment		Orthopaedic Impairment	
In School	Out of School	In School	Out of School	In School	Out of School
3892	691	4386	636	5799	713

Development Objective 3

- Pedagogical Renewal :

• Teacher Recruitment :

Sr. No.	Year	No of Post	Remark
1	2001-02	1236	Govt. Of Maharashtra has sanctioned 1236 additional Post of Primary Teacher have been filled up
2	2002-03	1156	Proposal for further approval submitted to the Govt. Of Maharashtra.
3	2003-04	632	
4	2004-05	620	

• Teacher Training : (SCERT)

Concept & Implementation of Twenty Days Annual Inservice Training of Elementary Teachers in Maharashtra.

1. SSA Framework Document :

Section 1.8 (12) 20 days in-service course for all teachers every year.
30 days in-service course for newly appointed trained teachers.
60 days in-service course for untrained teachers.

M.H.R.D. Guidelines – April, 2004

2. Main Objective :

To Orient elementary teachers in the goal, philosophy and strategy of SSA and raise their motivation level for quality education.

Specific objectives : Community participation-VEC/PTA,
Sensitization regarding education of girls, SC/ST,
Children with special needs and other disadvantaged groups.
Updating curricular areas & skill improvement in using methods/techniques of teaching and evaluation.
Effective use of teaching aids and use of I.C.T.

3. Identification of training needs.

State level meetings and workshops in 2003-04.
Modification of the then existing scheme of 23 days in-service training programme.

R.I.E. Bhopal's help.
Approval of State Government.

4. Revised Scheme :
Duration (24 days instead of 20 days)

	Regular Teachers	Newly appointed teachers	Untrained teachers
(i) Contact Session	: 5 days	10 days	30 days
(ii) Monthly Kendra Sammelanas	: 8 days	8 days	8 days
(iii) Home assignments	: 10 days	10 days	20 days
(iv) Evaluation	: 1 day	2 days	4 days
Total	: 24 days	30 days	62 days
Teachers (2004-05)	: 4.36 lakh	0.10 lakh	0.10 lakh

5. Content Determination (General & Curricular Areas)

A. Primary Teachers (Std. I-IV)

- i. Curriculum of primary education (Std. I to IV)
- ii. Standard and subjectwise Annual Planning
- iii. Preparation of audio-visual aids for effective teaching and learning
- iv. Introduction and use of educational technology.
- v. Multigrade teaching.
- vi. Tools and method of evaluation
- vii. Subjectwise teaching learning methods.
- viii. Educational Psychology.
- ix. Introduction to Information Technology.
- x. Environment & Population Education.
- xi. Self-learning methods & techniques.
- xii. Educationally deprived groups of children.
- xiii. Study of textbooks in view of gender equity.
- xiv. Remedial teaching.

B. Upper Primary/Secondary Teachers (Std.V-VII/V-VIII)

- i. Sarva Shikshan Abhiyan
- ii. Co-curricular activities.
- iii. Education for deprived groups and alternative education
- iv. All school subjects, Total -11 subjects.
- v. Information Technology
- vi. Preparation of Audio-visual Aids.
- vii. Teaching to crowded classes.
- viii. Models of teaching.
- ix. Personality and quality development of teachers.
- x. Micro-teaching skills.

6. Training of Trainers : CASCADE Model

	R.Ps	CPS Heads/ADEIs	Expenditure (Rs.)
Std.I to IV	5135	5135	2618323
Std. V to VII	2012	-	721704
Std. V to VIII	2294	1693	1115015
Total	9441	6828	4455042

7. Development of Training Material :

- i) Syllabus & Training Module - Std. I to IV
- ii) Syllabus & Training Module - Std V to VII. Pry.
Std V to VIII Sec.
- iii) Syllabus & Training Module - Newly recruited trained teachers
- iv) Syllabus & Training Module - Newly recruited un-trained teachers
- v) Handbook-Std. I to IV
- vi) Handbook – Std. V to VII. Pry.
Std V to VIII Sec.
- vii) Handbook – Newly recruited trained teachers
- viii) Handbook – Newly recruited untrained teachers
- ix) Guidebook for Kendra Sammelans – Std. I to IV
- x) Guidebook for Kendra Sammelans – Std. V to VIII Pry.
Std V to VIII Sec.
- xi) Guidebook for Projects – Std. I to VIII

8. Training Methodology :

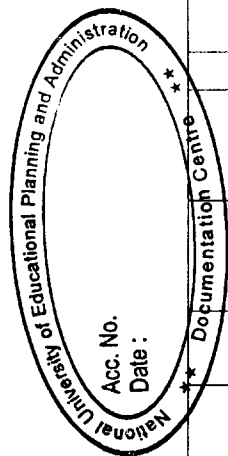
- i) Appropriate methods for teaching as per the content matter viz. lecturer, discussion/group-discussion, projects, self-study, home assignments, workshop for TLM etc.
- ii) Type of resource person
Associated with the training
Trained graduate teachers
Programme CPS Heads/ADEIs,
DIET/BRC/CRC staff
- iii) Places of training
programme
Training of resource persons
and CPS heads/ADEIs AT DIET, D.Ed.
Colleges, Dist. Extension Service Centres
(B.Ed. Colleges)

9. Follow-up & Evaluation of training :

- Follow up by giving visits – R.Ps
- Feed-back through tools (Reports) compilation at SCERT/DIET level
- Evaluation by the end of academic year – SRG/DRG
- Use of Quality Assessment Tool.

Teacher Training :

Activity No.	Activity	Implementing Section	Physical Target	Budget Provision	Target Achieved	State Level Expdr.	Dist. Level Expdr.	Total Expdr.	Remarks
1	2	3	4	5	6	7	8	9	10
1	Scheme for in-service training under SSA for primary teachers of class-II to VIII from primary & secondary schools	SBTE	4.36 lac Teachers	334.00	4.30		55.45	55.45	
2	Development /primary and distribution of multigrade teaching material for primary teachers	OET	Books for 73500 schools		73500		8.30	8.30	
3	Training programme for primary teachers	SMART P.T.	1.40 lac Teachers	140.28	1.23		104.02	104.02	
4	Training programme of Master Trainers on Geetmanch	Geetmanch	105 Teachers	1.34	1.70		1.17	1.17	
5	Training programme for co-ordinators of District Extension Service Centres	Extension	35 Lecturers	0.32	0.21		0.21	0.21	
6	Organizing workshop for State level key persons on preparing science TLM with the help of locally available material	SISE	70 KRPs	0.37	28		0.21	0.21	
7	Training of primary teachers in tribal districts on development of audio visual material	SIAVE	200 RPs	3.47	195		2.94	2.94	
8	Workshop for teacher educators on development and use of audio visual aids (with special reference to self learning material)	SIAVE	300 Teachers	1.01	42		1.01	1.01	
9	Orientation of DIET Faculties and D.Ed College lectures regarding I.T.	SBTE	160 lecturers	0.43	50		0.43	0.43	
10	Training of DIET faculties regarding Value Education.	OET	35	2.10	31		0.29	0.29	



Activity No.	Activity	Implementing Section	Physical Target	Budget Provision	Target Achieved	State Level Expdr.	Dist. Level Expdr.	Total Expdr.	Remarks
1	2	3	4	5	6	7	8	9	10
11	Development of Teachers Handbook for Competency Based teaching for Std. V (Language-Marathi, Maths & Science)	Evaluation	2900 Teachers	10.15	29029		6.82	6.82	
12	Preparation of audio cassettes, multi media package for self-learning	IT Cell	50 Teachers	1.50	20		0.20	0.20	
13	To prepare the audio cassettes based on conversation skills for the teachers teaching English at primary level	SIEM	80	1.35	35		0.05	0.05	
14	Orientation of primary teacher regarding self learning activities & competency based tests	Evaluation	73500		72705		29.85	29.85	
15	Promotion of Action Research among teachers through building capacity among cluster co-ordinators	Research	70 CPS	2.00	34		1.44	1.44	
16	Publication of Research Bulletin	Research	3 issues	0.90	1015		0.22	0.22	
17	State level training programme of action research project for DIETs	Research	50 Teachers	0.50	33		0.29	0.29	
18	Action Research Project Programme Training for primary teachers	Research	70 Teachers	2.00	35		1.43	1.43	
19	Organization of the Orientation programme to develop scientific and practical approach among CPS coordinators regarding the syllabus of primary education	SISE	50 Teachers	0.97	78		0.655	0.655	
20	Development of competency based question bank for Std. III (Language Maths & Science) -	Evaluation	73500 Teachers	27.51	72795		26.01	26.01	

Activity No.	Activity	Implementing Section	Physical Target	Budget Provision	Target Achieved	State Level Expdr.	Dist. Level Expdr.	Total Expdr.	Remarks
1	2	3	4	5	6	7	8	9	10
21	Preparation and printing of a book of awarded innovations at State level	Extension	7000 CPS HEADS	3.73	7000		1.32	1.32	
22	Innovative competition for the teacher educators in D.Ed. Colleges and DIETs	Extension	35 Teachers	1.18	35		0.96	0.96	
23	Development of support material for competency based teaching-learning (Std III – Language, Maths & Science)	Evaluation	73500 Teachers	28.06	72795		26.06	26.06	
24	Revision and printing of self-learning handbooks for Std.III Language and Maths)	Evaluation	73500 Teachers	18.02	66556		17.92	17.92	
25	Formation of ECHO Club for Environmental Education	SISE	3500 CPS	4.86	53		0.45	0.45	
26	Printing of Teachers Handbook on Women education	Women Education Cell	73500	13.45	73500		11.32	11.32	
27	Developing TLM for various tribal dialects for Std I and II	TDP	500 Teachers	3.4	60		0.48	0.48	
28	Training programme for DIET personnel on gender sensitization	Women Education Cell	175 Faculties	1.02	105		1.13	1.13	
29	Staff salary, office expenses TA,DA etc. for SSA in MSCERT Cell	SSA Cell (MSCERT)	07		03	5.45	-	5.45	
	Total					5.45	300.63	306.08	

- **Classroom transactions :**

The role of education is to produce change in learners. During each step of the learning there is interaction among the learner or learners, the subject matter, various experiences and the teacher. This interaction or classroom transaction is the heart of the instructional process. The teacher has to make decisions about what material to use, what methods of teaching are appropriate and what activities on the part of the student are likely to help him to attain the mastery level on the competencies desired.

For effective classroom transaction is it necessary to improve teaching learning process, to enrich the knowledge to teachers and to motivate the teachers. Various programme are implemented by MSCERT, Pune, to guide the teachers regarding the use of educational material and learning activities in day to day teaching. For enrichment of the teachers, MSCERT had developed self-learning activities and competency based question banks under SSA.

A brief note of the implementation of the programme is given here :

(A) Development of teaching –learning material :

MSCERT has been developed educational material in the areas of curriculum, annual planning, self-learning, educational evaluation and teachers competency enrichment. The material prepared is distributed to all the primary schools in the state. The list of the material developed is given below :

- (i) Competency based primary education curriculum – (Std. I to V)- 1995.
- (ii) ‘Mazi Shala – Maze Niyojan’- A manual of planning of the activities curriculum calendar -- annual plan for std. I to IV.
- (iii) Special issue of “Jeevan Shikshan” (monthly journal of MSCERT) on competency based teaching – Feb.1995 and April 1995.
- (iv) Special issues of Jeevan Shikshan on competency base teaching –August,2000 and March 2002
- (v) Record book for competency based evaluation.
- (vi) Shikshak Kshamata Samruddhi – (Teacher Competency Enrichment – reference material for self study)
- (vii) Ashaya Samruddhi – (content enrichment)
- (viii) Teachers Handbook on self learning activities for std. I to IV in the subjects Maths, Language (Marathi) and Science (SSA Activity)
- (ix) Competency based question banks for Std. I to IV in the subjects Language (Marathi), Maths and Science. (SSA Activity)
- (x) Skill of Item writing (Teachers’ Guide book for development of competency based tests) (SSA Activity)
- (xi) Tool for educational quality assessment (distributed to field officers and CPS heads only)

(B) Training of Teachers :

For enrichment of the teachers’ professional competency, MSCERT has organized statewide Massive Training Programme. A brief note of the programme is given below (SSA Activity)

(i) 'A Statewise Massive and Rigorous Training Programme' (SMART P.T.) for all primary teachers and all Head Masters in the State has been launched with a view to make teaching – learning process more effective and joyful in the light of competency based curriculum and competency based text books for std. I to V. Special emphasis was given on the classroom transactions, evaluation process and importance of remedial teaching.

SMART PT programme was conducted in 1997 for the teachers teaching Std. I and II, in the year 1998 for the teachers teaching Std. III and IV and in 2000 for the teachers teaching Std.V.

(ii) Training of primary teachers regarding self-learning activities, multigrade teaching and construction of competency based tests. (SSA Activity)

To attain the mastery level over all the competencies, planned practice is essential. It is possible with the use of self learning activities and competency based tests. MSCERT has developed competency based question banks, self learning material and multigrade teaching material.

In order to enable the teachers for proper use of this material in the teaching – learning process and evaluation process. A statewide Massive Training Programme was organized at 4 level viz. State, Region, District and Cluster level during July and August, 2004. The Jr. and Sr. Lecturers from DIETs, expert CPS heads and teachers worked as key persons and trained 1.32 lac teachers teaching Std. I and II.

- **Pupil evaluation systems :**

The Process of Competency based evaluation has been implemented in all primary schools in the state as per Govt. resolution dt. 7th August, 1995. As per this policy, the teachers have to conduct four competency based tests (Two tests in each term) and two semesters (each semester at the end of each term) in one academic year, for std. Ist to VIIIth.

The policy now has been revised for Ist to Vth std. as per Govt. Resolution dt. 1st October,2001. The new policy has not been extended to upper primary stage i.e. std. VIth to VIIIth. As per this new policy, the teachers have to conduct two competency based tests in the first term and one annual examination at the end of second term in Ist to Vth std.

Record books (Comprising of 3 parts) and progress card are developed by MSCERT, Pune and distributed to all primary schools in the state. Considering the importance of oral test Govt. of Maharashtra has passed a resolution on 31st August 2004. As per this resolution 20% weightage is given to speech and conversation skill. The G.R. is distributed to all Education officers for further implementation.

To accelerate the evaluation process and for effective evaluation process, MSCERT has developed following teaching-learning material and had organized teacher training programmes, under S.S.A.

Programmes conducted in the year 2003-04 :

1. Revision and printing of self learning handbooks for Std. 1st (Language and Maths – Ac.code 2.23)
2. Development of teachers handbook for competency based teaching for std.Vth (Language, Maths and Science) (Ac. Code 2.22)
3. Training of primary teachers teaching to std. Ist and IInd regarding self learning activities and construction of competency based tests. (Ac. Code 10.6).
4. Development of competency based question banks for Std. IIIrd in language, Maths and Science (Ac.code 2.21)
5. Development of self learning material for std. IIIrd in language, Maths and Science (Ac. Code 2.20.)

Programmes to be conducted in the year 2004-05 :

1. Training programme for CPS heads regarding implementation of educational quality assessment programme.
2. Training of primary teachers teaching to std. Ist and IInd regarding self learning activities and construction of competency based tests.
3. Training of primary teachers teaching to std. IIIrd and IVth regarding self learning activities and construction of competency based tests.

- **Research and Evaluation :**

For the period from 1st April to 30th Sept. 2004.

1. 12th & 13th August 2004 : A National Workshop on Computer Aided Learning (CAL) at Elementary Level under Sarva Shiksha Abhiyan (SSA) was organised at Nehru Science Centre, Worli, Mumbai.
2. A Draft report of Evaluation of Infrastructural Grants under DPEP 1994 to June 2003 submitted by Jnana Prabodhini, Pune is being studied for the possible improvement and implementations of its recommendation.
3. A Draft report of International Institute for Population Sciences, Deonar, Mumbai on 'Decline Trend in Enrolment in Std I & II in selected Districts of Maharashtra ' is being studied to take necessary steps.

- **Management Information System :**

Educational Management Information System (EMIS) & DISE Data :

- EMIS data of 35 districts is collected from all the recognized schools having classes 1 to 7. Data is collected through the formats which are centrally printed and distributed to the districts.
- For collecting information from schools trainings are arranged at various levels i.e. State Level, District Level, Block Level and Cluster. Training regarding filling the DCF is given to Education Officer, Dy. Education Officer, Programme Officer etc.
- DCF's filled by the schools are collected and Cross Checked by Cluster head at Cluster level. Cluster head then submitted the DCF's to the block offices for checking. All the DCF's collected at block offices are submitted to the district offices for checking and computerization.
- EMIS data of all recognized schools within the districts is computerized at district level and the data is submitted to the State Office which is further submitted to GoI.
- The data which is collected is disseminated in the report form at district level, block level, cluster level.
- Report contain analysis of data such as number of school category wise, management wise, type wise, number of teacher category wise, management wise, type wise, caste wise, gender wise. Data about vacancies of teachers, infrastructure data, enrollment data class wise, gender wise, category wise, repeaters data, disabled students data etc.
- Workshop on data is held by districts at all level and issues regarding the data is shared.
- Data is used mostly for planning processes such as preparing AWP&B for the SSA. All the block and district level activities are planned and taken up according to DISE Data.
- DISE Data is extensively used for finding requirement of infrastructure facility such as electricity, drinking water facility, classrooms, toilets, computers, etc.
- DISE Data is also used for deployment of teachers within the district.

- Capacity building of staff in position :

Project Structure

I (a) Vacancy Position as on 30.09.2004 under Management

Sr.No.	Name of the Office	Posts sanctioned	Posts filled up
1	S.P.O.	79	64
2	D.P.O.	378	240
3	Municipal Corporations (except Mumbai)	63	36
4	Regional Offices (except Mumbai)	14	04
5	B.R.Cs.	1376	845

(b) Vacancy Position as on 30.09.2004 under Programme

Sr.No.	Name of the Office	Posts sanctioned	Posts filled up
1	S.P.O.	03	--
2	D.P.O.	210	46
3	Municipal Corporations	25	05
4	B.R.Cs.	1761	--
5	C.R.Cs.	--	--

1) Functioning of SPO/DPO etc.

The Maharashtra Prathamik Shikshan Parishad is an autonomous body registered under societies' Registration Act 1860. It is functioning as per Memorandum of Association and rules thereof. It has a Governing Body and Executive Committee. The Executive Committee is empowered to exercise all administrative, financial and academic powers and also to control the management of all affairs and funds of the Parishad. The meeting of the E.C. is held regularly once in every three months. The last meeting was held on 10.09.2004 and the next is scheduled to be held on 24.12.2004.

The state office is headed by the State Project Director. He is functioning with the assistance of two Joint Directors, three Dy.Directors and other officers and staff.

2) (i) The District Level Structure

There is a District Management Committee headed by the Z.P.President. There is a Zilla Karyakarini to work as Executive Body under the Chairmanship of Chief Executive Officer. The Education Officer (Primary) is the Secretary of Zilla Karyakarini. The Education Officer (Primary) and Chief Executive Officer of Z.P. are mainly responsible for successful implementation of S.S.A. in the district.

(ii) Sub District Level : The Block Education Officer with the assistance of Block Resource Co-ordinator and other staff members and resource persons is responsible for implementing the SSA in the sub-district. The Block Education Officer is functioning directly under the control of Education Officer (Primary) and Chief Executive Officer, Z.P.

3) In Municipal Corporation area, the Municipal Commissioner and Education Officer / Administrative Officer of Education Department of the corporation are responsible for successful implementation of S.S.A. They have been empowered with all administrative and financial powers.

- **Role of SCERT/SIEMAT/Textbook Board in SSA implementation**

Role of SCERT in SSA implementation :

MSCERT has been established to share responsibility of improving the quality of primary education and to act as academic consultative body. SCERT has to play an important role in the implementation of SSA. It is explained with reference to development objectives of SSA as under :

(a) Development objective : No.1 Reducing out of school children

1. EGS / AIE :

Development of training material for Vastishala Volunteer teacher (EGS) and MPEGS Co-ordinators (AIE)

2. Training of TEC Teachers under Indus child Labour Project.

3. Community Mobilization :

Development of training material for VECs, PTAs and MTAs.

(b) Development objective : 2 Narrowing existing gender & Social gaps:

1. Girls Education : Gender sensitization programme for resource persons like DIET faculty, BRC, CRC, development of gender sensitization module for primary teachers.

(c) Development Objective 3 : Increasing Quality of Education

1. Teacher Training : The major responsibility of SCERT of SSA is capacity building of teacher at primary and upper primary level. 20 days training for all the primary & upper primary teachers. 30 days training for newly recruited teachers and 60 days training for untrained teachers.

Pupil Evaluation : Development and updating of evaluation system for students and corresponding training of teachers.

(d) Quality Education : Development quality Assessment Tool and imparted training to the field functionaries.

(e) Base line Survey :

(f) Guidance to DIETS :

Free Textbooks :

The State has proposed to supply free textbooks under SSA to all those girls and SC/ST boys from Std. I to VII who were not getting the free textbooks under the State Govt. Scheme. Students from English Medium Schools and Private un-aided schools are not covered under the free textbook scheme of SSA. Under this scheme, free textbooks were distributed to the eligible students on the first day of the opening of the schools. In the year 2004-05, distribution of books under SSA, 4682178 Girls/School ST boys from June to September, 2004, most of the books are distributed in the month of June and July. Under Innovative activities, pictorial dictionaries will be prepared for Std. III, IV and V students (girls, SC and ST boys) with the help of 'Balharati' Pune.

Statement Showing the number of beneficiaries

Year	Beneficiaries All Girls/SC/ST Boys Std. I to VIII	Budget Provision	(Rs. in lakh)
			Expenditure
2003-04	93,92,371	13723.82	5938.12
2004-05	96,82,178	7427.70	300.00

• Capacity of BRC/CRC's : Status in Maharashtra : 2004-05

The Block Resource Centres (BRC's) and Cluster Resource Centres (CRC's) played a major role in providing training inputs to schools for achieving the goals at primary education under SSA.

A) Role of BRCs/CRCs in Pedagogical Renewal under SSA :

1. To disseminate training inputs to school.
2. To work as training centres.
3. To collect data related to organizing teaching-learning process and to help in organizing remedial measures.
4. To visit the schools and monitor the teaching-learning processes with academic support.
5. To demonstrate the lessons on child control activities at CRCs etc.
6. To collect the various educational information within the block (from Microplanning, EMIS) by using various monitoring format).
7. To identify the educational problems within the block by using collected information.
8. To find out the solutions on the identified educational problems.
9. To collect the various resources to implement the found solutions (Resources : Retired Persons, DIET, D.Ed./B.Ed. Colleges, Private Schools, Electronic media, NGOs etc.).
10. Monitoring of solutions and modification in solutions.

11. To make available the physical facilities for training (e.g. a Library, list of available teaching aids).

To explain the role of BRCs/CRCs and strengthen the BRCs, the series of workshops of BRC/CRC staff. DIET faculty and others was arranged under SSA.

In Maharashtra, number of BRCs sanctioned for the year 2004-05 are 349 and number of CRCs are 5901. Guidelines and orders for appointment of BRC & CRC Co-ordinator (including Subject Experts) were issued to the concerned districts.

BRC Co-ordinator appointed for temporary period on deputation basis, one Subject Expert for Primary School, one for Upper Primary School, one for Gender Equality and Community Mobilisation, one for Alternative Schooling and one for IED.

Thus, at every BRC level, 5 Subject Experts were appointed.
At district level about 80% appointments were completed.

WEL COME

**Dr. Pramila Menon (Gol)
Shri. Parimal Bardhan (EC)**

**To
Maharashtra Prathamik Shikshan Parishad
Mumbai-400 004.**



सर्व शिक्षा अभियान



सारे शिकूया, पढे जाऊया

STATISTICAL INFORMATION

(Ref. Date 30/09/2003)

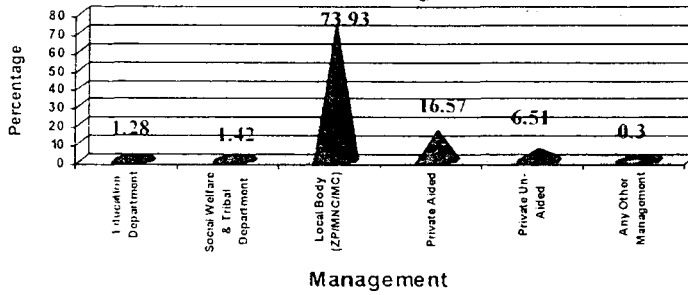
- Total Schools = 77487
- Total Students = 13700766
- Total Teachers = 383373

Percentage of Management Wise Schools

Total Schools 77487

Management	Number of Schools
Education Department	993
Social Welfare & Tribal Department	1097
Local Body (ZP/MNC/MC)	57283
Private Aided	12840
Private Un-Aided	5043
Any Other Management	231

Percentage of Management Wise Schools

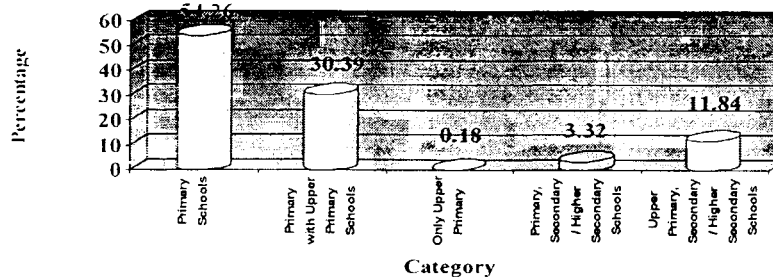


Category wise school

Total Schools 77487

Category	Number of Schools
Primary Schools	42047
Primary with Upper Primary Schools	23552
Only Upper Primary	136
Primary, Secondary / Higher Secondary Schools	2570
Upper Primary, Secondary / Higher Secondary Schools	9182

Percentage Of Category Wise Schools




Type of Schools

Total Schools 77487

Type	Number of Schools
Girls Schools	2403
Boys Schools	1302
Girls & Boys Schools	73782

Percentage of Type Wise Schools

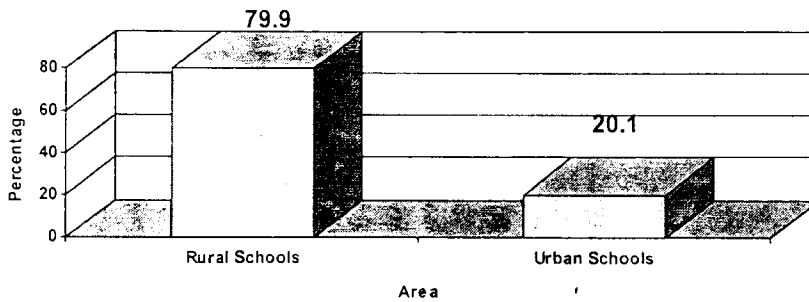


Number of Rural & Urban Schools

Total Schools 77487

Area	Number of Schools
Rural Schools	61909
Urban Schools	15578

Percentage of Area Wise Schools

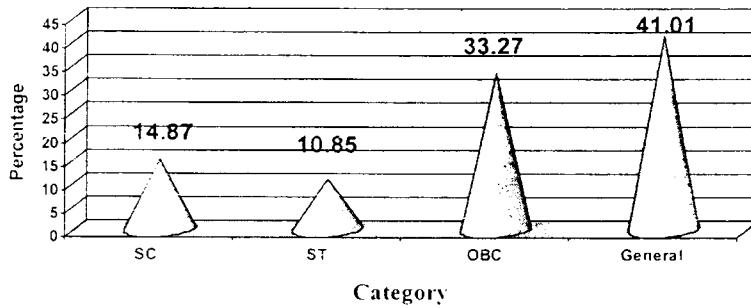


Category wise Enrollment

Total Enrollment = 13700766

Category	Enrollment
SC Enrollment	2037190
ST Enrollment	1486278
OBC Enrollment	4558485
General Enrollment	5618813

Percentage Of Category Wise Enrollment

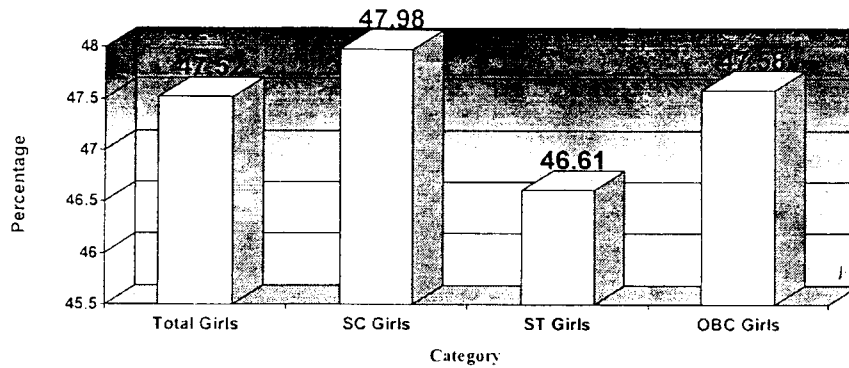


Share of Girls to Respective Enrollment

Total Enrollment = 13700766

Category	Enrollment
Total Girls Enrollment	6510133
Share of SC Girls to SC Enrollment	977375
Share of ST Girls to ST Enrollment	692805
Share of OBC Girls to OBC Enrollment	2168886

Share of Girls to Respective Enrollment

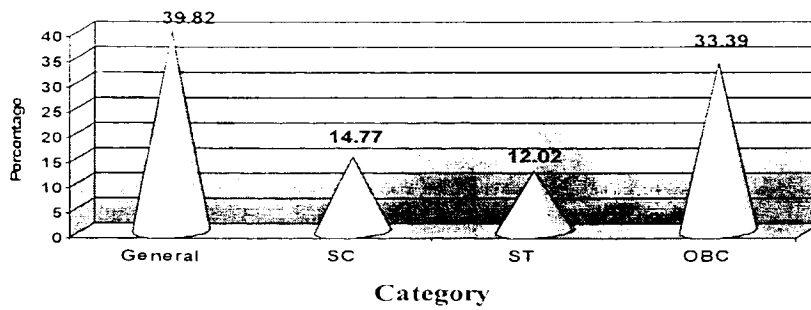


Enrollment of Class I to IV

Total I to IV Enrollment = 8318168

Category	Enrollment
I to IV General Enrollment	3312257
I to IV SC Enrollment	1228340
I to IV ST Enrollment	1000122
I to IV OBC Enrollment	2777449

Percentage Of I to IV Category Wise Enrollment To I to IV Enrollment

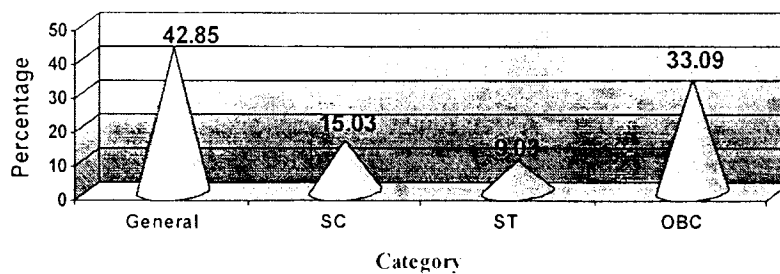


Enrollment of Class V to VII

Total V to VII Enrollment = 5382598

Category	Enrollment
V to VII General Enrollment	2306556
V to VII SC Enrollment	808850
V to VII ST Enrollment	486156
V to VII OBC Enrollment	1781036

Percentage Of V to VII Category Wise Enrollment To V to VII Enrollment

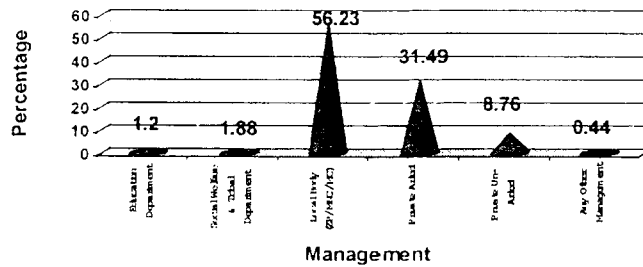


Management wise Enrollment

Total Enrollment 13700766

Management	Enrollment
Education Department	163920
Social Welfare & Tribal Department	257172
Local Body (ZP/MNC/MC)	7704286
Private Aided	4314972
Private Un-Aided	1199549
Any Other Management	60867

Percentage of Management Wise Enrollment



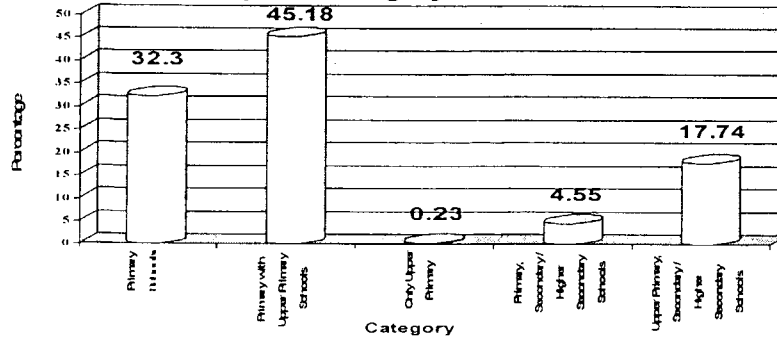
Category wise Enrollment

Total Enrollment

13700766

Category	Enrollment
Primary Schools	4425296
Primary with Upper Primary Schools	6190551
Only Upper Primary	30923
Primary, Secondary / Higher Secondary Schools	623468
Upper Primary, Secondary / Higher Secondary Schools	2430528

Percentage Of Category Wise Enrollment

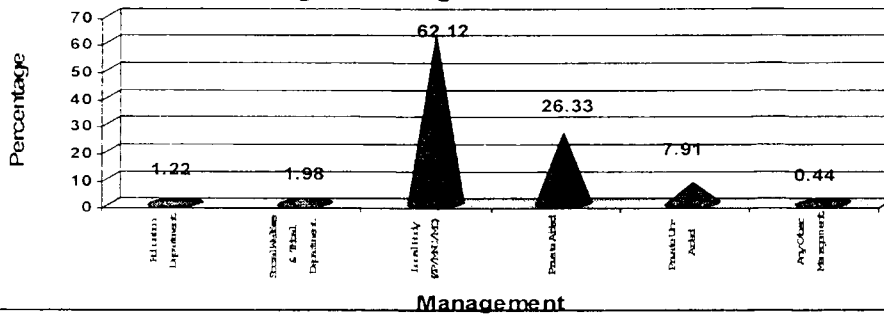


Management wise Teachers

Total Teacher 383373

Management	Number of Teachers
Education Department	4680
Social Welfare & Tribal Department	7594
Local Body (ZP/MNC/MC)	238137
Private Aided	100942
Private Un-Aided	30343
Any Other Management	1677

Percentage of Management Wise Teachers

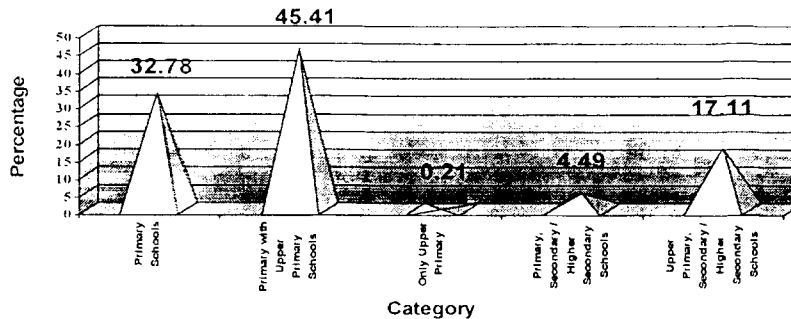


Category wise Teachers

Total Teacher 383373

Category	Number of Teachers
Primary Schools	125683
Primary with Upper Primary Schools	174093
Only Upper Primary	812
Primary, Secondary / Higher Secondary Schools	17201
Upper Primary, Secondary / Higher Secondary Schools	65584

Percentage Of Category Wise Teachers

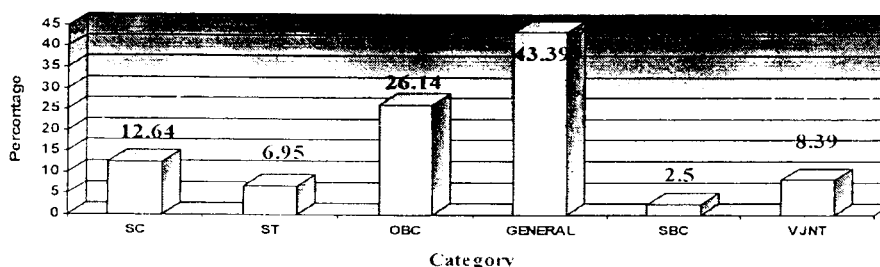


Category wise Teachers

Total Teachers 383373

Category	Number of Teachers
SC	48450
ST	26626
OBC	100205
General	166345
SBC	9600
NT / VJNT	32147

Percentage Of Category Wise Teacher

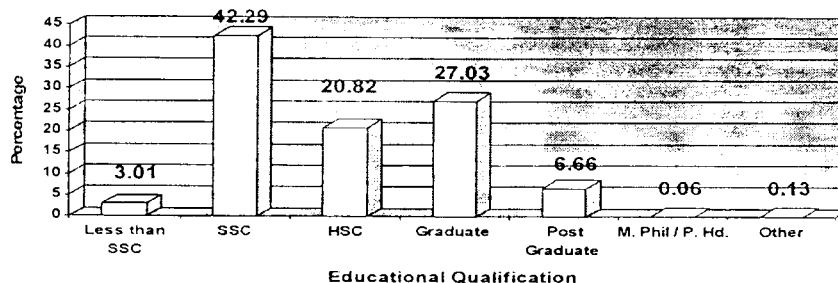


Educational Qualification wise Teachers

Total Teachers 383373

Educational Qualification	Number of Teachers
Less than SSC	11543
SSC	162111
HSC	79814
Graduate	103640
Post Graduate	25516
M. Phil / P. HD.	235
Other	514

Percentage Of Educational Qualification Wise Teachers

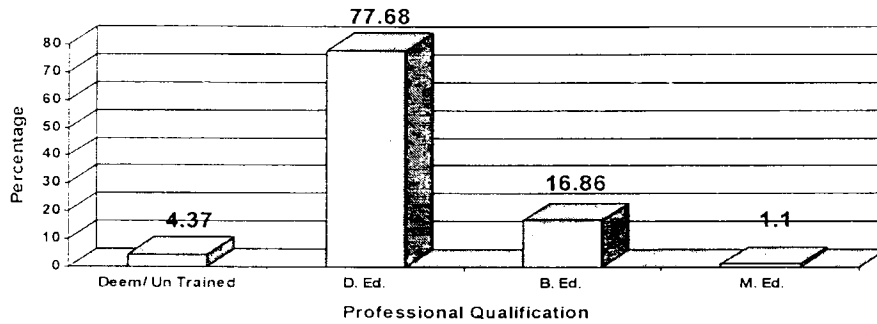


Professional Qualification wise Teachers

Total Teachers 383373

Professional Qualification	Number of Teachers
Deem / Un-Trained	16751
D. Ed.	297800
B. Ed.	64623
M. Ed.	4199

Percentage Of Professional Qualification Wise Teachers

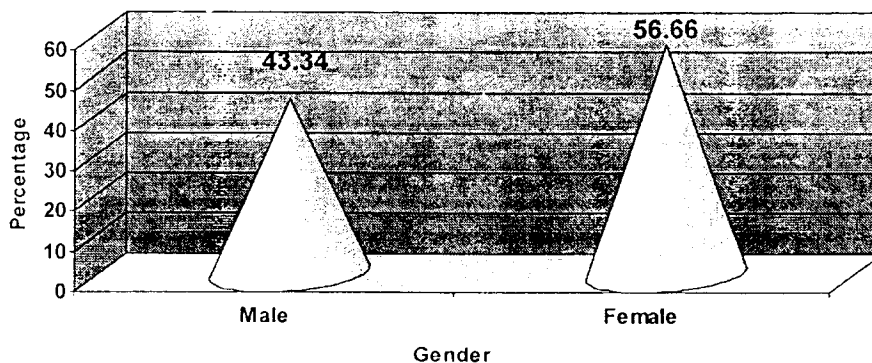


Gender wise Teachers

Total Teachers 383373

Gender	Number of Teachers
Male Teachers	166168
Female Teachers	217205

Percentage Of Gender Wise Teachers

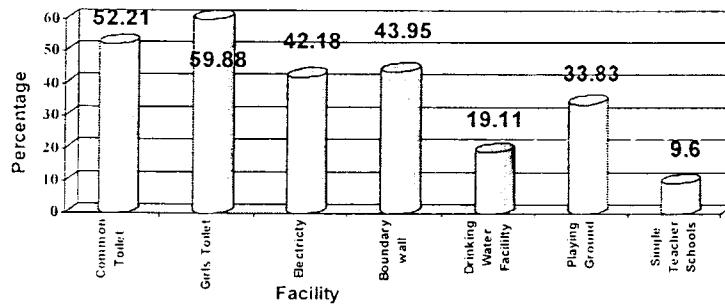


Infrastructure

Total Schools = 77487

Type	Enrollment
School without Common Toilet	40453
School without Girls Toilet	46400
School without Electricity	32687
School without Compound Wall	34056
School without Drinking Water Facility	14804
School without Playing Ground	26212
Single Teacher Schools	7441

Percentage Of Schools Whithout Having Following Facilities(Infrastructure)



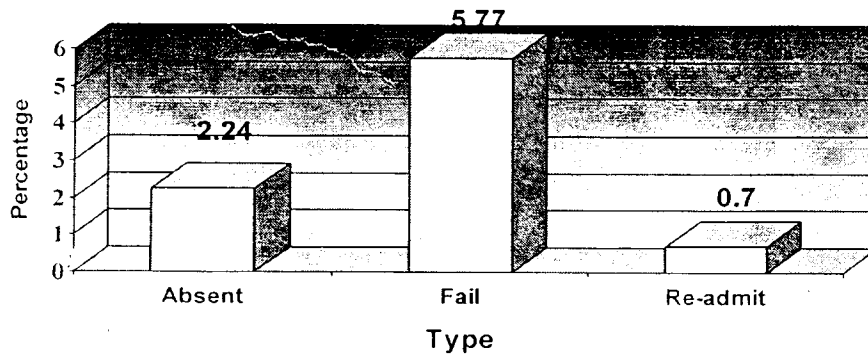
Repeaters Students

Total Enrollment = 13700766

Total Repeater Students = 1194790

Type	Number of Schools
Absent	307367
Fail	790972
Re-admit	96451

Percentage Of Repeaters to the Total Enrollment



Household Survey

Household Survey

- ✓ To find out of School Children in the age group 6 to 14 & Disabled Children in the age group 0 to 18 Household Survey was Undertaken
- ✓ Household survey was undertaken in all districts Except Mumbai
- ✓ Formatts for survey were printed centrally through MPSP & distributed to districts. (13,00,000 Formatt were distributed.)
- ✓ Formatts of Three Types A, B, C
 - ❖ Formatt A for capturing household data
 - ❖ Formatt B for Consolidating Village wise Out of School Children Data
 - ❖ Formatt C for Capturing Village wise disabled students data

Training

- Training of Education Officers & Regional Dy Director at Nagpur on 20th Nov. 2005
- Training of BEOs at district Level. (353)
- Training of Cluster Head at Block Level. (5,901)
- Selection of one School from each village & Training of HM at cluster level. (4,60,532)
- Selection of Teachers and Students at School Level. 1 Student for 10 Families, 1 teacher to Supervise.
- Training of Teachers & Students by HM from 10th to 14th Dec. 2004.

Community Awareness

- Letter to all Zilla Parishad President by Hon Minister to participate in Survey.
- Letter to all CEO by Hon Secretary to make all necessary support available.
- Awareness among Community was created by giving news in Local News Paper & Local Cable – Press conference arranged at MC/ZP level.
- Awareness generation through morning procession by school children.

Involvement of Student

- Survey was undertaken on 15th,16th & 17th Dec
- Household Survey was undertaken with the help of Students from Class VII,IX & XI
- Every Student Surveyed 25 to 50 Household
- In all 540112 students participated in Household survey

Hon. Minister for School Education & Sports Surveying One Household in Nagpur District





Supervision & Monitoring

- Since the survey was to be undertaken in three days arrangement for supervision & Monitoring was made at all levels i.e. at village, Cluster, Block, District.
- All the officers & Staff members were involved for supervision
- Officers from MPSP Visited Two / Three districts
- Dy. Directors visited Two / Three districts
- Education officer Visited Two / Three Blocks
- Block education officer Visited Two / Three Cluster
- Cluster Coordinator Visited Two / Three Villages

Participation in Household Survey

- Out of 16980035 household 16407215 household are surveyed i.e. 96.63% household are surveyed
- 540112 students participated in survey for three days
- 89872 teachers participated for consolidating & checking the data
- 28890 community leader participated on first day of survey

Remuneration

- Rs. 1/- Remuneration to the student for each Household
- Rs. 1/- Remuneration to the teacher for each Household
- Rs. 0.50/- Remuneration to the Head Master for each Household

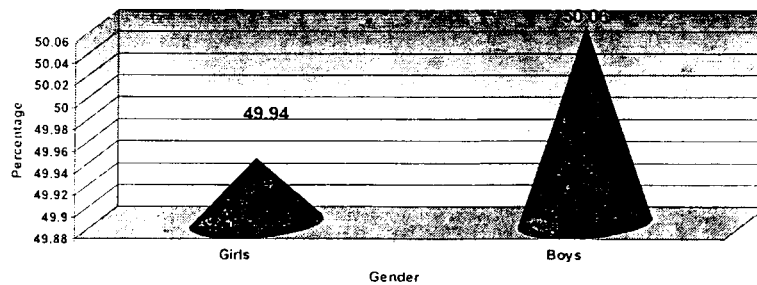
Computerization

- Software developed in house at MPSP
- Computerization of 6 to 14 age group Out of School children & 0 to 14 age group Disabled Children by name

Gender Wise Out of School Children

Total Out of School Children = 373200	
Gender	Number of Children
Girls	186392
Boys	186808

Percentage Of Gender Wise Out Off School Children

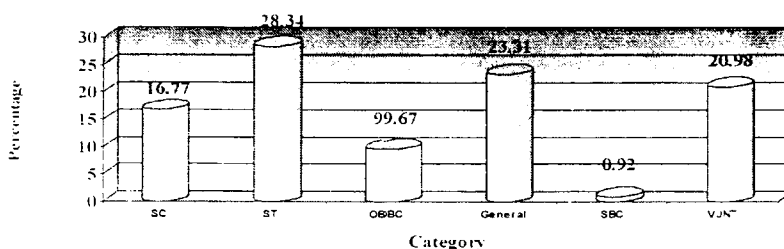


Category wise (Out of School Children

Total Out of School Children = 373200

Category	Number of Children
SC	62603
ST	105777
OBC	36087
General	86999
SBC	3444
NT / VJNT	78290

Percentage Of Category Wise Out School Children




Religion wise Out of School Children

Total Out of School Children = 373200

Religion	Number of Children
Buddhist	18226
Hindu	304671
Jain	477
Christian	648
Muslim	47298
Sikh	1503
Others	377

Percentage of Religion Wise Out Of School Children

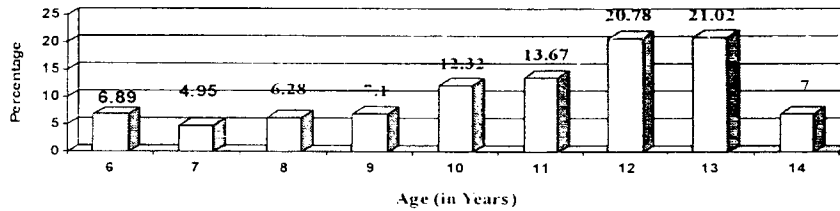


Age wise Out of School Children

Total Out of School Children's = 373200

Age	Number of Children
6 Years	25700
7 Years	18457
8 Years	23427
9 Years	26490
10 Years	45961
11 Years	51025
12 Years	77569
13 Years	78448
14 Years	26123

Percentage of Age Wise Out Of School Children

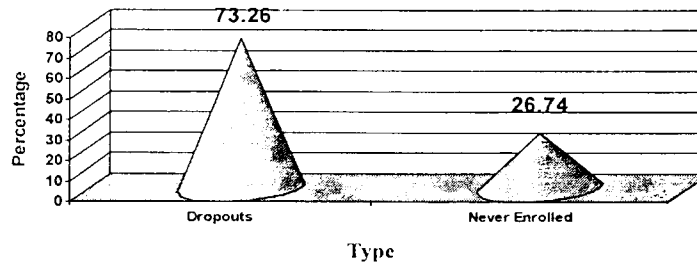


Dropouts and Never Enrolled

Total Out of School Children = 373200

Type	Number of Children
Dropouts	273403
Never Enrolled	99797

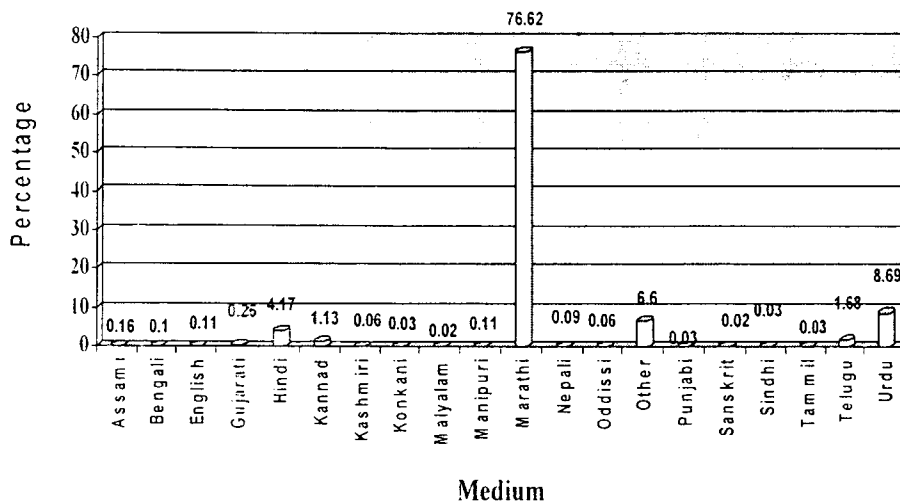
Percentage Of Dropouts/Never Enrolled Out Of School Children



Mother tongue wise Out of School Children

Total Out of School Children = 223889	
Medium	Number of Children
Assami	605
Bengali	357
English	402
Gujarati	970
Hindi	15545
Kannad	4215
Kashmiri	221
Konkaki	107
Malyalam	88
Manipuri	426
Marathi	285940
Nepali	342
Oddissi	235
Other	24640
Punjabi	127
Sanskrit	75
Sindhi	113
Tammil	108
Telugu	6269
Urdu	32417

Percentage Of Mother tongue wise Out of School Children

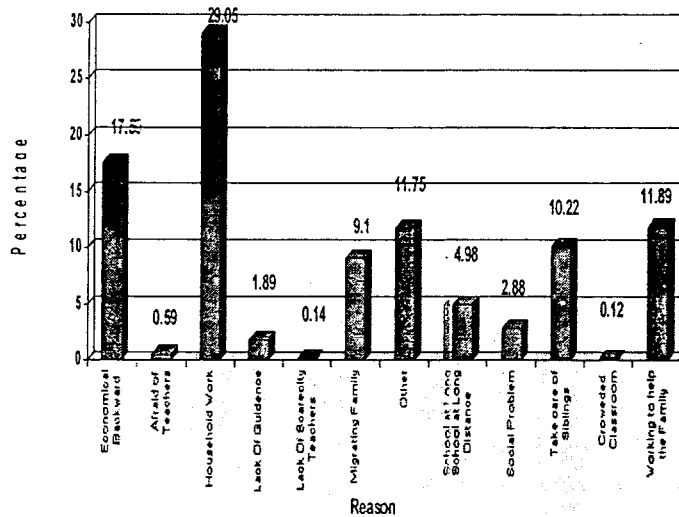


Reason Wise Out of School Children

Total Out of School Children = 373200

Reason	Number of Children
Economical Backward	64903
Afraid of Teachers	2220
Household Work	108423
Lack Of Guidance	7050
Lack Of Scarcity Teachers	516
Migrating Family	33946
Other	43847
School at Long Distance	18584
Social Problem	10744
Take care of Siblings	38126
Crowded Classroom	455
Working to help the Family	44386

Percentage of Reason Wise Out of School Children




Current Status

Total Out of School Children = 373200

Current Work	Number of Children's
Household Work	141731
To take care of siblings	39636
Farming	35754
Working in Hotel & Shop	8976
Cattle feeding	47653
Labor Work	37003
Others	62441

Current Status (Of Out Of School Childrens)

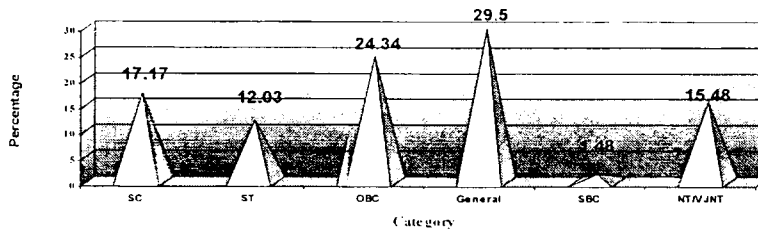


Category wise Disabled Children

Total Disabled Children = 140374

Category	Number of Children
SC	24104
ST	16885
OBC	34173
General	41404
SBC	2076
NT / VJNT	21731

Percentage Of Categorywise Disabled Children

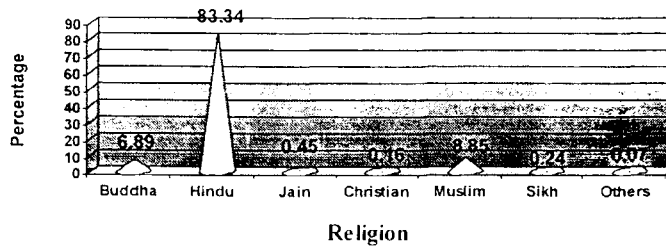


Religion wise Disabled Childrens

Total Disabled Children = 140374

Religion	Number of Children
Buddha	9673
Hindu	116984
Jain	627
Christian	227
Muslim	12428
Sikh	330
Others	105

Percentage Of Religionwise Disabled Childrens

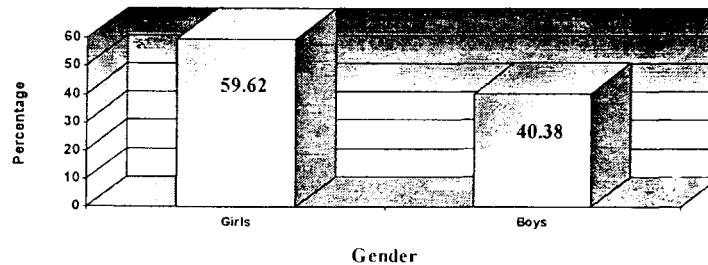


Gender wise Disabled Childrens

Total Disabled Children = 140374

Gender	Number of Children
Girls	83691
Boys	56683

Percentage Of Genderwise Disabled Childrens

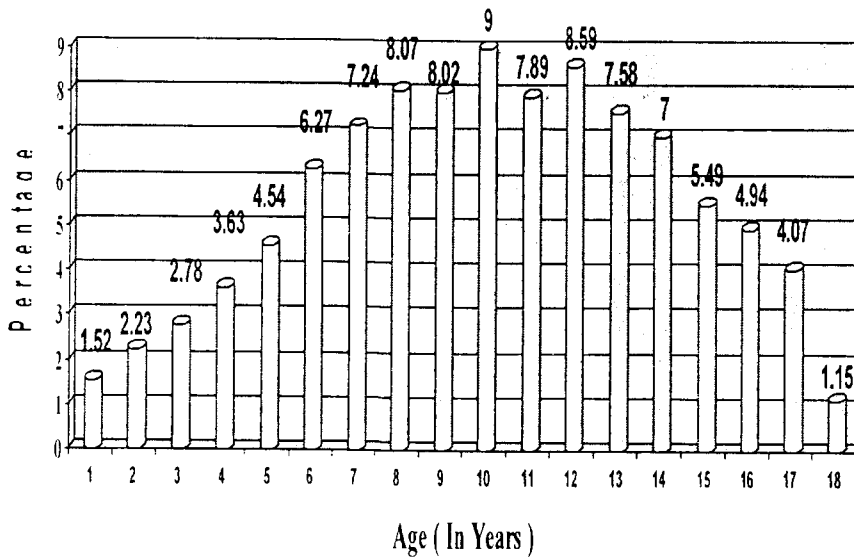


Age wise Disabled Childrens

Total Disabled Children = 140374

Age	Number of Children
1 Years	2130
2 Years	3131
3 Years	3898
4 Years	5102
5 Years	6375
6 Years	8796
7 Years	10162
8 Years	11322
9 Years	11254
10 Years	12631
11 Years	11080
12 Years	12054
13 Years	10642
14 Years	9819
15 Years	7707
16 Years	6936
17 Years	5716
18 Years	1619

Percentage Of Agewise Disabled Childrens

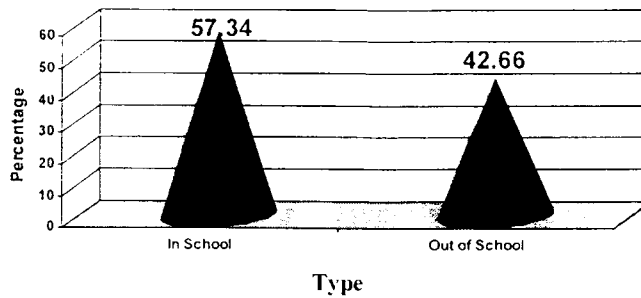


In School or Out of School

Total Disabled Children = 140374

Type	Number of Children
In School	80495
Out of School	59879

Percentage of In School & Out of School

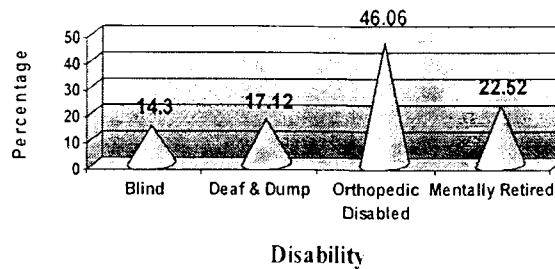


Childrens according to Type of Disability

Total Disabled Children = 140374

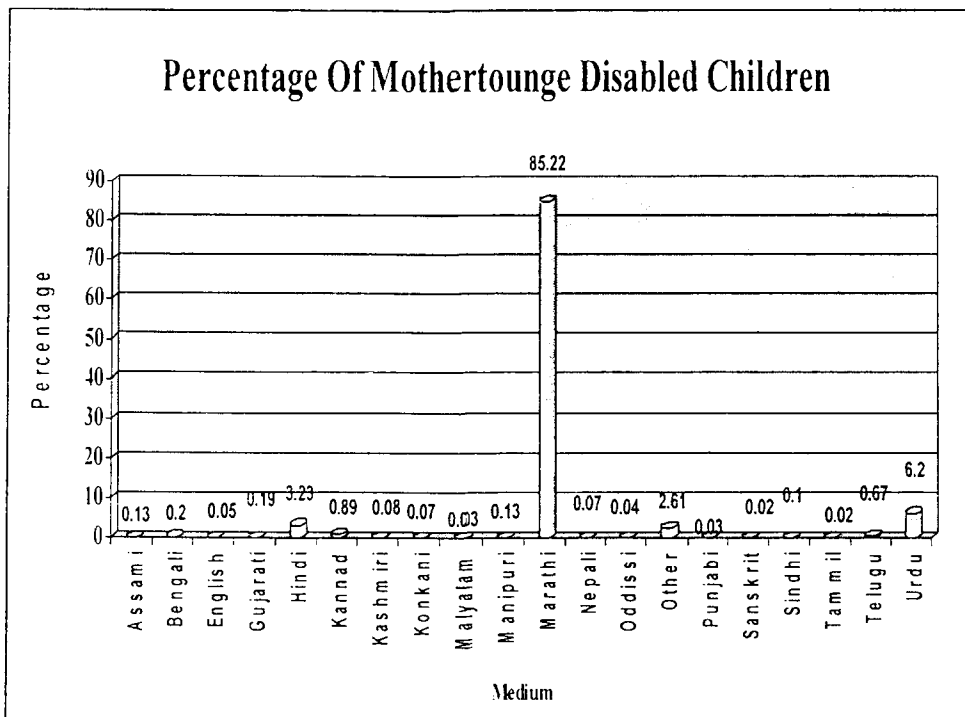
Disability	Number of Children
Blind	20071
Deaf & Dump	24036
Orthopedic Disabled	64661
Mentally Retired	31606

Percentage Of Childrens according to Disability



Mother tongue wise Disabled Children

Total Disabled Children = 140374	
Medium	Number of Children
Assami	178
Bengali	279
English	72
Gujarati	264
Hindi	4533
Kannad	1249
Kashmiri	119
Konkaki	104
Malyalam	42
Manipuri	189
Marathi	119621
Nepali	105
Oddissi	55
Other	3663
Punjabi	48
Sanskrit	32
Sindhi	142
Tammil	32
Telugu	945
Urdu	8703



Thank You!

Sarva Shiksha Abhiyan

Ist joint Review Mission

WELCOME

By

Maharashtra Prathamik Shikshan Parishad, Mumbai.

Dated : 27th January, 2005.

INDEX

1. Training of community leaders.
2. Details of 5 day Training Batches for DLRLPs at MIEPA, Aurangabad
3. No.of DLRLPs trained during the years 2003-04 & 2004-05
4. Curriculum of 5 day training of DLRLPs
5. Planning process:- Perspective plan
6. Planning process:- AWP&B 2001-02 to 2004-05
7. Planning process:- AWP&B 2005-06
 - A) House Hold survey
 - B) Training of Resource Groups
 - C) Training of personnel at various levels
 - D) AWP&B designs
 - E) Formulation of plans at various levels

1. Training of community leaders

- ❖ Recurring provision @ Rs.30/- per person per day for two day training at CRC level.
- ❖ No. of leaders (preferable women) to be trained in a year would be $4a+2b$ where,
 - a= No.of villages in the district.
 - b= No. of schools in the district.
- ❖ In urban areas where no village exists, the training to community leaders should be @ 3 community leaders per school.
- ❖ For Maharashtra state,
 - a= 45,000 b= 85,000 (Approximately)
 - $4a+2b= 3,50,000$
- ❖ For the effective training of community leaders DLRLPs trained at MIEPA,Aurangabad with 5 day training.
- ❖ Training Manual developed by SCERT, Pune. Printed copies supplied.
- ❖ Handbook for community leaders developed. Printed copies supplied.

2. Details of 5 day Training Batches for DLRLPs at MIEPA,
Aurangabad:-

Batch	Dates of training
One	19.1.2004 to 23.1.2004
Two	10.2.2004 to 14.2.2004
Three	10.2.2004 to 14.2.2004
Four	23.2.2004 to 27.2.2004
Five	23.2.2004 to 27.2.2004
Six	1.3.2004 to 5.3.2004
Seven	1.3.2004 to 5.3.2004
Eight	8.3.2004 to 12.3.2004
Nine	22.3.2004 to 26.3.2004
Ten.	25.5.2004 to 29.5.2004
Eleven	23.8.2004 to 27.8.2004
Twelve	31.8.2004 to 4.9.2004

3. No.of DLRLPs trained during the years 2003-04 & 2004-05

Region	District	Year 2003-04		2004-05
		DLRLPs	Expenditure (Rs)	DLRLPs
Aurangabad	1. Aurangabad	14	32,550/-	10
	2. Jalana	11	25,575/-	09
	3. Parbhani	08	18,600/-	04
	4. Hingoli	05	11,625/-	05
	5. Beed	10	23,250/-	13
	Total	48	1,11,600/-	41
Latur	1. Latur	11	25,575/-	10
	2. Nanded	18	41,850/-	09
	3. Osmanabad	08	18,600/-	00
	Total	37	86,025/-	19
Nashik	1. Nashik	20	46,500/-	15
	2. Thane	21	48,825/-	01
	3. Dhule	05	11,625/-	06
	4. Nandurbar	06	13,950/-	00
	5. Jalgaon	16	37,200/-	08
	Total	68	1,58,100/-	30
Pune	1. Pune	17	39,525/-	04
	2. Raigad	13	30,225/-	02
	3. Solapur	09	20,925/-	03
	4. Ahemadnagar	14	32,550/-	11
	Total	53	1,23,225/-	20

Amravati	1. Amravati	12	27,900/-	08
	2. Akola	09	20,925/-	01
	3. Buldana	12	27,900/-	02
	4. Washim	04	9,300/-	05
	5. Yotmal	09	20,925/-	05
	Total	46	1,06,950/-	21
Nagpur	1. Nagpur	15	34,875/-	00
	2. Wardha	07	16,275/-	00
	3. Chandrapur	12	27,900/-	00
	4. Bhandara	07	16,275/-	00
	5. Gondia	04	9,300/-	03
	6. Gadchiroli	10	23,250/-	02
Total	55	1,27,875/-	05	
Kolhapur	1. Kolhapur	14	32,550/-	00
	2. Sangli	09	20,925/-	00
	3. Satara	12	27,900/-	00
	4. Ratnagiri	09	20,925/-	00
	5. Sindhudurga	08	18,600/-	00
	Total	52	1,20,900/-	00
Mumbai	1. Mumbai city	00	00	00
	2. Mumbai sub	15	34,875/-	00
	Total	15	34,875/-	00
Total 8 regions		374	8,69,550/-	136

Expenditure incurred for the year 2004-05 is Rs.3,69,214.

4. Curriculum of 5 day training of DLRLPs

1. Registration & Introduction.
2. VEC/WEC : Background , objectives & structure.
3. Gender Equity.
4. SSA : Aims, Objectives & Activities.
5. Micro-Planning & Community Participation.
6. VEC/WEC : Role, Responsibilities & Meetings.
7. SSA : Monitoring & Supervision.
8. Various activities for quality primary education.
9. Records to be maintained at school level.
10. Accountability of local Government Bodies for primary education.
11. Value Education.
12. MTA & PTA : Structure & Role.
13. Selection of educational equipments and their procurement .
14. Several Education Schemes for primary education.
15. EGS / AIE : Activities
16. Group work : Shaikshanik Uthav, Household survey and enrollment drive, Ideal VEC/WEC, Innovative activities for quality education.
17. Group work : Presentation
18. Stress management
19. Zilla Parishad Financial Rules.
20. Valedictory : Questionnaire, Reactions.

5. Planning Process - Perspective plan :

- DEEP of SSA for the period year 2001-2010 prepared.
- House hold survey conducted at habitation level, through out the State.
- Survey formats A,B and C developed, printed and supplied to all the districts.
- Habitation level plan was taken as the unit of planning
- Planning teams at village/cluster/block/district level formulated
- Planning teams trained at respective levels.
- Designs of habitation/cluster/block level plans in Marathi developed, printed and supplied to the districts.
- In the light of habitation plan so prepared cluster level plan/ block level plan/district level plan were prepared in succession

6. Planning Process:- AWP&Bs 2001-02 to 2004-05

- Every year the no. of school going children at village/ward ascertained by the local schools.
- Village Education Register was maintained.,
- The statistical information regarding out of school children & disable children reviewed, ascertained and used for preparation of AWP&Bs.
- EMIS data was collected.
- The plan was need based, local specific and participatory.

7. Planning Process:- AWP&B 2005-06

A. House Hold Survey:-

- Well planned efforts to make the plan participatory, need based, local specific, flexible, simple for implementation and sustainable.
- Village/Ward level planning taken as the unit.
- Household survey at village/Ward level during 15-17'th December 2004
- Students of Classes 8'th, 9'th and 11'th in majority acted as surveyors
- Teachers acted as supervisors.
- Head masters acted as compilers.
- Formats A,B,C developed, printed and supplied to the districts.
- Format A:- Household survey format for the age group 0-14 years
- Format B:- Compilation format for out of school children in the age group 6-14 years
- Format C:- Compilation format for disable children in the age group 6-18 years
- Honorarium to the compilers, supervisors and surveyors given @ Rs. 0.50, Rs. 1.00 and Rs. 1.00 per house hold respectively.

B, Formulation of Resource Groups:-

Level	Members	Total
Village	H.M./Members of Village Panchayat (2) Gram Sevak/ NGO & Teacher	6
Ward	H.M./WEC Members(2)/ Cluster coordinator/ NGO & Teacher	6
Cluster	Cluster head/H.M./Teacher/Sarpanch/H.M Cps	5
Block	B.E.O./H.M. Pry.(2)/ H.M. Secondary (2)/ Cluster head/ Sarpanch (2)/Vastishala/ Parent/NGO Representative/Accounts Officer & Extn. Officer	13
M.Corporation	(E.O./A.O.)/H.M.Pry (2)/ H.M. Secondary(2) / DIET/ D.Ed. college/Teachers organization representative & A.P.O.	9
District	E.O. Pry/E.O. Sec/E.O.C.E./DIET/D.Ed college representative/H.M.Pry/ H.M. Sec/ (National/State awarded)Pry teacher/sec.teacher/Cluster Head/ Extn. Officer/A.O.M. corp. & Dy.E..O. (Pry)	13

C. Training of Personnel at various levels:-

Level	Beneficiaries	Duration	Target	Remarks
State	Dist. Personnel	5 days	245	6 persons per district
District	Block Personnel	3 days	1875	5 persons per BRC
BRC	CRC Personnel	2 days	29500	5 persons per CRC
CRC	Village/Ward Personnel	1 day	225000	5 persons per Village/Ward

- State Level training was conducting at MIEPA, Aurangabad during 26-10-2004 to 25-11-2004.
- Three RPs per Region appointed for all the 8 regions.

D. AWP&B designs.

- AWP&B 2005-06 designs developed in Marathi for village/ward, CRC, BRC levels.
- These Marathi designs printed and supplied to the districts.
- No. of copies printed. Village plan - 99000, CRC plan - 15000, Ward plan - 6000 and BRC Plan- 2000.
- AWP&B 2005-06 district level design developed and supplied to all districts.
- Appraisal check list developed and Xerox copies supplied to all districts and regions.
- 2 day workshop (24 & 25'th January 2005) conducted at MIEPA Aurangabad for districts/region level personnel(62) for appraisal of the plans.

E. Formulation of plans at various levels

- Village/Ward plans prepared by Village/Ward level planning teams and discussed in the meetings of VEC/WEC and appraised by CRC teams.
- CRC plans prepared by CRC teams and appraised by BRC teams.
- BRC plans being prepared by BRC teams and appraised by District teams.
- Presentation of BRC plans before CEO, Zilla Parishad (planned).
- Formulation of District level plans by District team and to be appraised by regional level teams.
- Presentation of District plans before Divisional Commissioner (planned).

THANK YOU!

SARVA SHIKSHA ABHIYAN
Ist Joint Review Mission

WELCOME

By

Maharashtra Institute of Educational Planning &
Administration (MIEPA), Aurangabad
Dated : 27th January, 2005

INDEX

- 1. What is MIEPA (SIEMAT) ?**
- 2. Objectives of MIEPA.**
- 3. Activities of MIEPA.**
- 4. Monitoring and Supervision.**
- 5. Financial provision from MPSP, Mumbai.**
- 6. Unit cost for Training : Rs.465/-**
- 7. Short Term Courses conducted by MIEPA.**
- 8. Publications by MIEPA.**
- 9. Current Problems.**
- 10. Important activities undertaken.**
- 11. Urgent needs of MIEPA.**

1. What is MIEPA (SIEMAT) ?

- An apex state level autonomous institute of Educational Planning & Administration registered in January 1995, under Societies Registration Act XXI of 1860 & Bombay Public Trust Act of 1950.
- Memorandum of Association and Rules for MIEPA approved vide GoM, G.R. dated 20th October 1994.
- Established and located at Aurangabad vide GoM, G.R. dated 7th May 1994.
- Situated in the heart of the historical city near Bhadkal gate, one km. away from C.B.S.
- Campus covered 5.39 acres of land.
- The building of MIEPA consists of two storey, recently renovated (Tendered cost Rs.109 lakh). It consists of 33 rooms with a beautiful porch in front of it.

2.Objectives of MIEPA

- To be a state level centre for excellence in educational planning & administration intended to improve the quality of planning & administration in school education (including non- formal and adult education) by means of study generation of new ideas & techniques of strategic groups.
- Developing of training courses for educational administration on the goals of "Education For All."
- Development of Training Modules on Educational Planning & Administration for achieving D.P.E.P./ SSA Goals.
- To achieve quality & excellence in education, development of Gender Sensitization Programs.

- Development of approaches of services at the village level between various departments like Women & Child Welfare, Health Education etc.
- Training in administrative and financial procedures.
- Development of innovative approaches for effective supervision & evaluation of schools.
- *Effective use of electronic & folk- media in creating awareness.*
- Training in methodologies & techniques of minimum levels of learning.

3.Activities of MIEPA

- Organizing 5 day short term courses for officers in Maharashtra Educational Service Class -A, Class-B. & Class- C.
- Organizing 3/5 day State Level Training Courses for district level resource persons under SSA such as AWP&B, Community leaders, NPEGEL, INDUS project, Accounts,IED etc.
- Designing Annual Training calendar.
- Developing training modules in areas like educational planning, educational management, pedagogy, personality development etc.
- Undertaking research in various aspects of educational planning & administration, Non- formal education & Adult education.
- Acting as a clearing house of ideas and information on research, training & extension in educational planning & administration.

- Offering, on request, consultancy services to educational institutions in the state.
- Collaborating with institutes working in the field of educational planning & administration at national / state level such as NIEPA, YASHDA etc.
- Consultancy in job analysis of field officers in education department.

P : PUBLICATIONS

R : RESEARCH

I : IN-SERVICE TRAINING

D : DEVELOPMENT

E : EXTENSION

4. Monitoring and Supervision

- The Governing Body headed by the Secretary, School Education Department, Mantralaya, Mumbai includes eight ex-officio members and sixteen nominated members . The Director MIEPA is ex-officio member-secretary.
- The Executive Committee is headed by the Director MIEPA and Administrative officer MIEPA is the member -secretary.
- The Finance Committee is headed by the Director MIEPA and Accounts officer MIEPA is the member -secretary.
- The following 14 posts sanctioned for MIEPA vide G.R.SED No. PRE-1093/6807/PRASIII-3 dt.7th May 1994.
 1. Director
 2. Dy. Director
 3. Administrative officer
 4. Accounts officer
 5. Co-ordinators (2)
 6. Stenographers (2)
 7. Training Assistants (2)
 8. Senior Clerk cum Data Entry Operator
 9. Jr. Clerk (2) &
 10. Driver

5. Financial Provision from MPSP, Mumbai

Year	Receipt (Rs.)	Expenditure (Rs.)	Remarks
2001-02	30,06,500	33,87,674	Under DPEP
2002-03	20,00,000 Advance* +2,50,000	23,88,582	Under DPEP
2003-04	42,67,290	30,12,634	Under SSA
2004-05	46,62,610 (Up to 3.12. 2004)	33,73,763 (Up to 10.01. 2005)	Under SSA
Total	1,41,86,400	1,21,62,653	

- The advance of Rs. 20 lakh given for salary purpose to MIEPA has been asked to refund to MPSP

6. Unit cost for Training : Rs. 465/-

The E.C. of MPSP, Mumbai vide item No. 150 has sanctioned to pay the training cost Rs. 465/- per person per day to MIEPA.

Example of 5 day training for 30 participants.

Sr. no.	Item of expenditure	Target	Unit cost Rs.	Amount Rs.
1	Lodging	30	100/-per day	15,000
2	Lunch,dinner etc	30	120/- per day	18,000
3	Hon. to experts	20	500/- per day	10,000
4	T.A. to experts	20	50/-	1,000
5	Stationary	30	100/-	3,000
6	Rent of conference hall	01	2000/- per day	10,000
7	Rent for O.H.P.	01	500/- per day	2000
8	Rent for T.V./V.C.R.	01	500/- per day	2000
			Total	61,000
9	Service charges		15%	9,150
			Total	70,150

Rate per person per day = Rs.70,150/150= Rs. 465/-

7.Short Term Courses conducted by MIEPA
 Years : 1995-96 to 2002-03 (Under DPEP)

Beneficiaries	No. of courses	No.of officers trained	Attendance
M.E.S.Class A	11	191	43%
M.E.S.Class B	45	1089	61%
M.E.S.Class C	42	1270	76%
Total	98	2550	65%

• Year : 2003-04 (UnderSSA)

Sr. no.	Beneficiaries	Duration	Target	Achievement	Batches
1	Extn.officers(Edn)	5 days	99	66	02
2	APOs /Supervisors	5 days	99	89	02
3	AOs/AAOs	5 days	95	85	02
4	Dy.EOs/BEOs	5 days	113	64	02
5	Lecturers (DIET)	5 days	58	35	01
6	Sr.lecturers (DIET)	5 days	58	29	01
7	Headmasters(MES)	5 days	57	38	01
8	Principals Govt.DEd colleges.	5 days	45	27	01
9	DLRPs (IED)	3 days	168	143	03
10	DLRPs (C.H.)	5 days	334	334	08
11	DLRPs (Comm.leaders.)	5 days	374	374	09
12	EVS Workshop - selected officers	2 days	55	48	01
		Total	1555	1332	33

Percentage of Attendance : 85.60%

• **During the year 2004-05 (Under SSA)**

Sr. no.	Beneficiaries	Duration	Target	Achievement	Batches
1	DLRP (C.H.)	5 days	221	221	6
2	DLRP (Comm.leaders)	5 days	135	135	3
3	Newly recruited Superintendars Class 'B'	5 days	280	252	8
4	Training Curriculum Development (Workshop)	2 days	30	21	1
5	Extn.officers	5 days	170	101	3
6	APO/Supervisor	5 days	102	85	2
7	AWP & B (2005-06)	5 days	251	245	4
8	NPEGEL: BLRPs	3 days	218	206	4
9	Accounts officers	5 days	83	64	2
10	A.A.O.	3 days	371	347	8
11	INDUS Project : DLRPs	5 days	30	26	1
		Total	1891	1703	42

Percentage of attendance : 90.06%

8. Publications by MIEPA

1. Handbook for BEOs
2. Module on Educational Planning
3. Module on Educational Administration & Management.
4. MIEPA Brochures dated 18.08.2003 & 27.08.2004
5. Annual reports 1994-95 to 2003-04.
6. NIEPA (12) Modules on District Planning in Education (Marathi translation) under print.
 - Educational Planning at the District level.
 - Diagnosis of Educational Development.
 - Plan Formulation.
 - Planning For Implementation.
 - Database on Elementary Education in India.
 - Indicators of Educational Development.
 - Enrollment and Teacher Projections.
 - School Mapping.
 - Micro - Planning in Education.
 - Analysis of Finances for Education.
 - Analysis of Costs of Education.
 - Institutional Planning.

9. Current Problems :

- Provision of 3 crores sanctioned to MIEPA under District Primary Education Programme Phase I has been totally exhausted in the year 2001-2002.
- Vide the agreement between World Bank, GoI & GoM the state has to undertake the accountability of MIEPA, there after.
- No provision up till now has been received by MIEPA from GoM.
- Out of the sanctioned 14 posts for MIEPA, the following 9 posts are vacant: Director, Administrative officer, Stenographers (2), Training Assistants (2), Senior clerk and Jr. clerks (2).

10. Important activities undertaken:

- **Second meeting of General Body of MIEPA conducted on 16 August 2003.**
- **Third meeting of General Body of MIEPA conducted on 19 August 2004.**
- **The services of following 5 personnel under Regional Dy. Director of Education Aurangabad / Latur taken for MIEPA with their original establishment unchanged :**
stenographer (1), Training Asstt. (1), Sr.clerk (1) & Jr. clerks (2).
- **Two consultants of MPSP located with headquarters at MIEPA to co-ordinate with all 8 districts of Aurangabad /Latur regions as well as with the state level trainings/workshops under SSA to be held at MIEPA .**

- **Contribution of some educational institutions and officers of education department to MIEPA in the year 2004-05:**

Wall clocks (5), loudspeaker set, photoes of National Heroes (15), fiber chairs (52), charts (20),ground leveling work and plantation & tree guard development of gardens (2) , borewell(1), etc.

- **Boarding / canteen arrangements available.**
- **Officer quarters in MIPEA campus converted into hostel for participants.**
- **Accommodation for 120 participants made available.**

11. Urgent needs of MIEPA

- ❖ Salary grant to be given by GoM.
- ❖ All 9 vacant posts to be filled.
- ❖ Well equipped Library to be developed.
- ❖ Computer laboratory to be installed.
- ❖ L.C.D. Projector to be supplied .
- ❖ Electrification of the main building to be completed.
- ❖ Sanitation facility in the main building to be completed.
- ❖ Research unit to be started.


LET MY COUNTRY AWAKE

Where the mind is without fear
and the head is held high ;
Where knowledge is free ;
where the world has not been broken up into
Fragments by narrow domestic walls ;
Where words come out from the depth of truth ;
Where tireless striving stretches its
arms towards perfection ;
Where the clear stream of reason has not lost
its way into the dreary desert sand of dead habit ;
Where the mind is lead forward by Thee
into ever - widening thought and actoin ;
into that Heaven of freedom ,
my Father ;
Let my country awake.

Rabindranath Tagore




THANK YOU !



Wel-come to the
Presentation on
Interventions for out
of school children

By Ramdas Chikalge,
Asst. Director (Project Coordinator), M. P. S. P., Mumbai.

1



Aims of SSA

- To Provide *useful and relevant* education for *all children in the 6 to 14 age group by 2010.*
- To bridge *social, regional and gender gaps*, with the *active participation of the community in the management of schools.*

2

SSA Objectives w. r. t. Out Of School Children

- **All children in school**, Education Guarantee School, Alternative School, 'Back-to-School' camp by **2003**
- All children **complete five years** of primary schooling by **2007**
- All children **complete eight years** of elementary schooling by **2010**
- Universal **retention by 2010**

3

Major Strategies

- **Identification of Out of School Children**
 - By conducting Household Surveys after every 3 years
 - Survey results of last two Surveys

Year & Month	Districts	Age group	Boys	Girls	Total
Feb 02	35	5+ to 15	7,64,797	8,14,066	15,78,863
Dec 04	32	6 to 14	1,86,808	1,86,392	3,73,200

- By initiating enrollment drives at school level once in a year
- **Planning Processes**
 - Planning of Pre-Project Activities
 - Planning of Perspective Plans — *May 2002-03*
 - Planning of Annual Work Plan & Budgets

4

Major Strategies Continued....

● Programme Implementation

- Formation of GIAC to sanction proposals from NGOs for starting of Vastishalas, MPEGS Centres, Bridge Courses etc.
- Formation of Advisory & Executive Committees at the District, Municipal Corporation & Council Level
- Formation of State, District, Block, Cluster & Village Level Teams to conduct and supervise Household Surveys
- Development and printing of Survey Formats and Village Education Registers
- Appointment of State, District and Block level EGS/AIE Coordinators
- Formation of SRGs, DRGs, BRGs etc.
- ~~Creation of Database for EGS/AIE under DISE~~

*Needs
from
the area
groups*

Major Strategies Continued....

● Programme Implementation Continued....

- Training and capacity building of Planning Teams, Officers, BRC / CRC Coordinators, Head Masters, Teachers, Volunteers appointed at EGS / AIE Centres and Community Leaders
- Involvement of VEC Members, PTA/MTA Members, and other Community Members from the society
- Involvement of NGOS
- Habitation as a unit of planning
- Convergence and coordination with other Departments of the Government and other Agencies such as UNESCO etc.
- Continuous monitoring through field visits by field officers at State, District, Block and Cluster level and through Monthly and Quarterly Reports

Strategy in 2004 - 05

Details of Out of School Children at the beginning of 2004 – 05

1. Number of out of school children in the age group 6 to 10 145,980
 2. Number of out of school children in the age group 11 to 14 83,244
- Total Out of School Children 229,224**

Details of Out of School Children to be covered during 2004 – 05

	Children	Centres
1. in EGS(P) (Vastishala)	68,240	3412
2. in EGS(UP) (MPEGS Centres)	8,505	425
3. in Bridge Courses	24,920	1246
4. in Residential Camps	2,500	25
5. in Innovative Schemes (MPEGS Centres)	94,000	4700
6. in Mainstreaming	31,059	
Total Out of School Children to be covered	229,224	

7

Vastishala (EGS) (Nature of Activity)

- **Schooling Facility** : Provides access for children to this alternative school upto class IV where no regular primary school can be opened as per state norms
- **Norms for opening** :
 - No schooling facility available within the radius of 1 km
 - At least 15 children must be available
- **Management** : Local Self Government (preferably VEC)
- **Eligibility of teaching personal** :
 - A volunteer who is a local person, if not available from nearby village
 - Diploma in Education (XII passed), if not available only XII passed
- **Remuneration** : Lump sum Rs. 1,000/- per month for ten months
- **Timing & duration** : As per regular school
- **Syllabus & Textbooks** : As per prescribed for regular Schools by Government of Maharashtra
- **Training** : 10 to 20 days by SCERT, Pune
- **Financial norms** : Rs. 13,000/- per centre
- **Target for 2004 – 05**
 - Vastishala - 10,810
 - Children 1,62,150
- **Achievement**
 - vastishalas 8,265
 - Children 1,83,552

8

MPEGS Centre (Nature of Activity)

- Schooling Facility : Primary education upto class IV
- Norms for opening :
 - A formal proposal to EO(Prim.) should have sanction of District/MC Executive Committee and State GIAC
- Management : NGO or Local Self Government (preferably VEC)
- Eligibility of teaching personal :
 - A volunteer who is a local person, if not available from nearby village, woman volunteer will be preferred
 - Diploma in Education (XII passed), if not available only X passed
- Remuneration : Lump sum Rs. 1,000/- per month for two years
- Timing & duration : Convenient to children's work culture and minimum four hours per day, for two years
- Syllabus & Textbooks : As per prescribed for regular Schools by Government of Maharashtra
- Training : 10 to 20 days by SCERT, Pune
- Financial norms : Rs. 16,900/- per centre (20 children) per year or @ Rs. 845/- per child per year
- Mainstreaming : After passing at the annual examination conducted by any recognized primary school
- Sanctioned Target for 2004 – 05 is 12,162 centres approximately and 2,43,237 children. The proposals are under process of sanctioning at district level and will be received here soon. The centres have been started in districts in December / January but the information of centres started and children enrolled is yet to be received. In Mumbai alone more than 16,000 children have been enrolled

9

Upper Primary MPEGS Centre (Nature of Activity)

- Schooling Facility : Provides access for children to alternative schooling facility from class V to VII where children are unable to attend the regular upper primary school in the area
- Norms for opening :
 - A formal proposal to EO(Prim.) should have sanction of District/MC Executive Committee and State GIAC
- Management : NGO or Local Self Government (preferably VEC)
- Eligibility of teaching personal :
 - A volunteer who is a local person, if not available, person from nearby village, woman volunteer will be preferred
 - Diploma in Education (XII passed) or B. Ed.
- Remuneration : Lump sum Rs. 1,000/- per month for three years
- Timing & duration : Convenient to children's work culture and minimum four hours per day, for three years
- Syllabus & Textbooks : As per prescribed for regular Schools by Government of Maharashtra
- Training : 10 to 20 days by SCERT, Pune
- Financial norms : Rs. 24,000/- per centre (20 children) per year or @ Rs. 1,200/- per child
- Sanctioned Target for 2004 – 05 is 1,000 centres approximately and 19,734 children. The proposals are under process of sanctioning at district level and will be received here soon. The centres have been started in districts in January this year, but the information of centres started and children enrolled is yet to be received
- Mainstreaming : After passing at the annual examination conducted by any recognized primary school

10

Residential Bridge Course (Nature of Activity)

- **Schooling Facility** : Provides short duration alternative schooling facility upto class VII for those rural children who have been dropped out for a long time and in the age group 9+ to 14 who have never been enrolled
- **Norms for opening** :
 - A formal proposal to EO(Prim.) should have sanction of District/MC Executive Committee and State GIAC
- **Management** : NGO or Local Self Government
- **Eligibility of teaching personal** :
 - Two volunteers who are local persons, if not available, person from nearby village
 - Diploma in Education (XII passed), if not available only XII passed
- **Remuneration** : Lump sum Rs. 1,500/- per month for 4.5 months
- **Timing & duration** : Residential 45 days
- **Syllabus & Textbooks** : As per prescribed for regular Schools by Government of Maharashtra
- **Training** : By SCERT, Pune
- **Financial norms** : Rs. 56,770/- per centre (20 children) or @ Rs. 2,838.5/- per children
- **Sanctioned Target for 2004 – 05** is 1,246 and approximately 24,920 children. These bridge courses have not yet been started. These centres will be started in summer vacation and at some places after January 2005. These figures comprise of both Residential and Non-Residential Courses

11

Non-Residential Bridge Course (Nature of Activity)

- **Schooling Facility** : Provides short duration alternative schooling facility upto class VII for those rural children who have been dropped out for a long time and in the age group 9+ to 14 who have never been enrolled
- **Norms for opening** :
 - A formal proposal to EO(Prim.) should have sanction of District/MC Executive Committee and State GIAC
- **Management** : NGO or Local Self Government
- **Eligibility of teaching personal** :
 - A volunteers who is local person, if not available, person from nearby village
 - Diploma in Education (XII passed), if not available only XII passed
- **Remuneration** : Lump sum Rs. 1,000/- per month for 6 months
- **Timing & duration** : Full day 4 months
- **Syllabus & Textbooks** : As per prescribed for regular Schools by Government of Maharashtra
- **Training** : By SCERT, Pune
- **Financial norms** : Rs. 59,220/- per centre (20 children) or @ Rs. 2,961/- per children

12

Remedial Teaching (Nature of Activity)

- Norms for opening :
 - For those children who belongs to Educationally Backward Blocks (EBBs) or notified slums in urban areas or who have joined MPEGS Centres or Bridge Courses and are lagging behind in studies
- Management : VEC / WEC
- Eligibility of teaching personal :
 - A volunteer who is a local person, preferably woman or retired teacher
 - XII passed
- Timing & duration : Preferably before or after school hours
- Syllabus & Textbooks : As per prescribed for regular Schools by Government of Maharashtra
- Financial norms : Rs. 16,900/- per centre @ Rs. 845/- per child
- Sanctioned Target for 2004 – 05 is 57,773 children, achievement figures have not yet been received

13

MPEGS Centres for migratory children (Nature of Activity)

- Schooling Facility : Provides access for children to alternative schooling facility upto class VII who have been migrated along with parents temporarily
- Norms for opening :
 - A formal proposal to EO(Prim.) should have sanction of District/MC Executive Committee and State GIAC
- Management : NGO or Local Self Government (preferably VEC)
- Eligibility of teaching personal :
 - Diploma in Education (XII passed), if not available only XII passed
- Remuneration : Lump sum Rs. 1,500/- per month for 6 months
- Timing & duration : Minimum four hours per day for 6 months or 6 hours per day for 4 months
- Syllabus & Textbooks : As per prescribed for regular Schools by Government of Maharashtra
- Training : 10 to 20 days by SCERT, Pune
- Financial norms : Rs. 11,800/- per centre (minimum 15 children)
- Sanctioned Target for 2004 – 05 is 1,676 and approximately 25,140 children. The proposals are under process of sanctioning at district level and will be received here soon. The centres have been started in districts but the information of centres started and children enrolled is yet to be received

14

Overall Implementation of Alternative Education Programme

Particulars	Targets		Achievements	
	Physical	Financial	Physical	Financial
Vastishala (EGS))	10890	1750.70	8265 Centres 183552 Children	717.06
MPEGS (U.P.) Childrens	19734 (T)	224.84	Under Process	38.18
MPEGS Centres (Migratory Children)(Back to School)	1676	197.77	Under Process	6.28
Bridge Courses	1246	727.82	Under Process	15.90
Remedial Teaching Children	57773	488.18	Under Process	23.50
MPEGS Centres Childrens (pri.)	2,43,237	2063.54	24172	236.41
Total		5452.85		1027.34

15



MISSION STATEMENT

- **The Ultimate aim of Inclusive Education of the children with special needs to get together education, employability and Independent living in the society.**
- **To mainstream children with special needs by providing them proper support in schools education systems**

MAIN ACTIVITES OF IED

- ✓ Door to door survey to identify CWSN
- ✓ Identification of CWSN through checklist
 - Medical assessment of CWSN
 - Disability certificate as per their category
 - Deciding the line of treatment as required
 - Provision of aids & appliances by organising camps
 - Training of teachers and administrators in disability management.
 - General orientation workshops on IE
 - Placement of CWSN in regular school
 - Availability of resource room in school
 - Availability of Resource Teachers
 - Education facilities given to CWSN
 - Formation of State Resource Group (SRG)
 - Formation of District Resource Group (DRG)
 - Formation of Block Resource Group (BRG)

MAIN ACTIVITES OF IED contd..

- Modification of classroom as per needs of CWSN
- Material development workshops
- Monitoring & Research
- Developing IEP for CWSN
- Maintenance of individual record for CWSN in regular school
- Availability of Resource Teachers

STATISTICS OF THE STATE

• Number of Districts	-	35
• Number of Blocks	-	353
• Number of School	-	77,487
• Number of CWSN as per AWP&B Plan	-	3,38,416 ✓
• Identified total Number of CWSN	-	2,84,776
• Number of CWSN enrolled in Schools	-	2,52,911
• Number of CWSN enrolled in AIE/EGS Centres	-	17,847
• Number of CWSN out of Schools	-	<u>14,018</u>
• Number of Aids & Appliances actually required by CWSN	-	16,117
• Number of Schools made barrier-free	-	38,164

STAFF POSITION FOR INCULSIVE EDUCATION

Staff in Position for IE	Sanctioned Posts	Posts in Operation	Vacancies (1-2)
	1	2	3
State Level	1	1	0
District Level	99 (33)	46	53
Block Level	353	138	215
Municipal Corporation	21	5	16
Dy. Director (Mumbai)	3	3	0
Total :	477	193	284

TEACHERS TRAINED ON INCLUSIVE EDUCATION

- Number of DIET faculty trained in-service training on IE – 23
- 3 to 4 teachers from each cluster given special orientation (3 days) on IE – 19219
- Number of teachers given training through RCI course (45/90 day) – 1406
- Selected VEC members trained on IE – 28,488

Aids & Appliances

Number of Children requiring Aids & Appliances

Visual Impairment		Hearing Impairment		Orthopedic Impairment		Total
In School	Out of School	In School	Out of School	In School	Out of School	
3892	691	4386	636	5799	713	16117

- Measurement camps for supplying Aids and Appliances:-Going on in all districts with the help of ALIMCO & other NGOs

: Schedule of Measurement Programme :

Team - 1 (Jabalpur ALIMCO)

S No	District	Date	Time	Place of Camp
1	Nagpur	03.01.05	11.00 to 6.00	Z.P.Girls school, Nagpur
2	Gondia	05.01.05	11.00 to 6.00	Z.P.Primary school, Kudwa, Gondia
3	Bhandara	07.01.05	11.00 to 6.00	Lalbahaddur Shastri Vidyalaya
4	Gadchiroli	10.01.05	11.00 to 6.00	Z.P.Gadchiroli
5	Chandrapur	12.01.05	11.00 to 6.00	Jubity Highschool
6	Vardha	14.01.05	11.00 to 6.00	Kamla Nehru, Nagar Parishad
7	Amravati	17.01.05	11.00 to 6.00	Scienceorc School
8	Yawatmal	19.01.05	11.00 to 6.00	Z.P.Girls school, Tahasil Chowk
9	Vashim	21.01.05	11.00 to 6.00	Z.P.Highschool, Vashim
10	Buldhana	24.01.05	11.00 to 6.00	Z.P. Highschool
11	Akola	27.01.05	11.00 to 6.00	Z.P.Agarkar Highschool

Team - 2 (Aurangabad DDRC)

Sr. No.	District	Date	Time	Place
1	Nashik	03.01.05	11.00 to 6.00	Government Girls school
2	Jalgaon	05.01.05	11.00 to 6.00	District & vidyaniketan
3	Dhule	07.01.05	11.00 to 6.00	T.T.Khalane Highschool
4	Nandurbar	10.01.05	11.00 to 6.00	Mission Highschool, Shahada
5	Aurangabad	12.01.05	11.00 to 6.00	Z.P. Girls Prashala, Aurangabad
6	Parbhani	14.01.05	11.00 to 6.00	Z.P. Girls school, Parbhani
7	Hingoli	17.01.05	11.00 to 6.00	Z.P.Highschool, Hingoli
8	Jalna	19.01.05	11.00 to 6.00	Multipurpose, Jalna
9	Beed	21.01.05	11.00 to 6.00	Z.P. Kanya shala, Beed
10	Latur	24.01.05	11.00 to 6.00	Venkatesh Vidyalaya
11	Osmanabad	27.01.05	11.00 to 6.00	Z.P. Kanya Prashala, Osmanabad.
12	Nanded	29.01.05	11.00 to 6.00	Multipurpose, Vazirabad Highschool, Nanded

Team - 3 (Sindhudurg DDRC)

Sr. No.	District	Date	Time	Place
1	Sindhudurga	03.01.05	11.00 to 6.00	S.N.Highschool, Kankawli
2	Ratnagiri	05.01.05	11.00 to 6.00	Mahila Vidyalaya, Ratnagiri
3	Raigad	07.01.05	11.00 to 6.00	Pen Private Highschool, Pen.
4	Thane	10.01.05	11.00 to 6.00	N.K.T.Highschool, Thane
5	Mumbai	12.01.05	11.00 to 6.00	Raja Shivaji Vidyalay, Dadar
6	Pune	14.01.05	11.00 to 6.00	Bharat English School, Shivaji Nagar Pune.
7	Ahmednagr	17.01.05	11.00 to 6.00	Rashtriya Pathashala, Ahamednagar.
8	Solapur	19.01.05	11.00 to 6.00	Jawahar Vastigruhaü, Solapur
9	Kolhapur	21.01.05	11.00 to 6.00	Mukhyadhyapak Sangh, Vidyabhavan, Kolhapur
11	Satara	27.01.05	11.00 to 6.00	Pratapsingh Highschool, Satara.

CAMP OBJECTIVES

- To create General awareness
- Motivation to others
- Mass certification
- Measurement & assessment of CWSN
- Providing aids & appliances to CWSN
- Training to parents for use/maintenance of appliances
- Training to parents on '*Inclusive Education*'

MEDICAL ASSESSMENT CAMPS

- Block level camps organized:- 315
- District level measurement camps with the help of ALIMCO in 35 districts
- Block level medical assessment camps with Administrative support of Zilla Parishad
- Medical support of Public Health department
- Multi-disciplinary team made available
- Technical support from ALIMCO & DDRC
- Monitoring support from KEM Hospital, Pune
- Support of local NGOs

ROLE & FUNCTIONS OF NGOS

- Training to regular teachers about Inclusive Education
- Help in assessment of CWSN
- Training of TLM
- Developing Hand Book on Inclusive Education
- Organizing orientation programme
- Providing Aids & Appliances
- Maintenance of aids & appliances
- Monitoring of IED activities

NETWORKING WITH NGO

Name of NGO/Organization	District Covered by the NGO
KEM Hospital & Research Centre, Pune	Monitoring all the districts for collecting the data of CWSN
Aliyaware Jang National Hearing Impaired Centre, Bandra,	Assessment of hearing impaired & distributing the hearing aid in all districts
ALIMCO	Taking the measurement of CWSN and distributing the aids and appliances in all districts
Ayodhya Charitable Trust, Wanwadi Village, Pune	Assessment of HI & distributing the hearing aid in district Pune, Nashik, Dhule, Ahmednagar
District Disability Rehabilitation Centre	Kolhapur, Latur, Sindhudurg, Aurangabad, Buldhana, Wardha, Nagpur, Beed, Parbhani, Ratnagiri, Gadchiroli, Washim, Nandurbar

NETWORKING WITH NGO Contd...

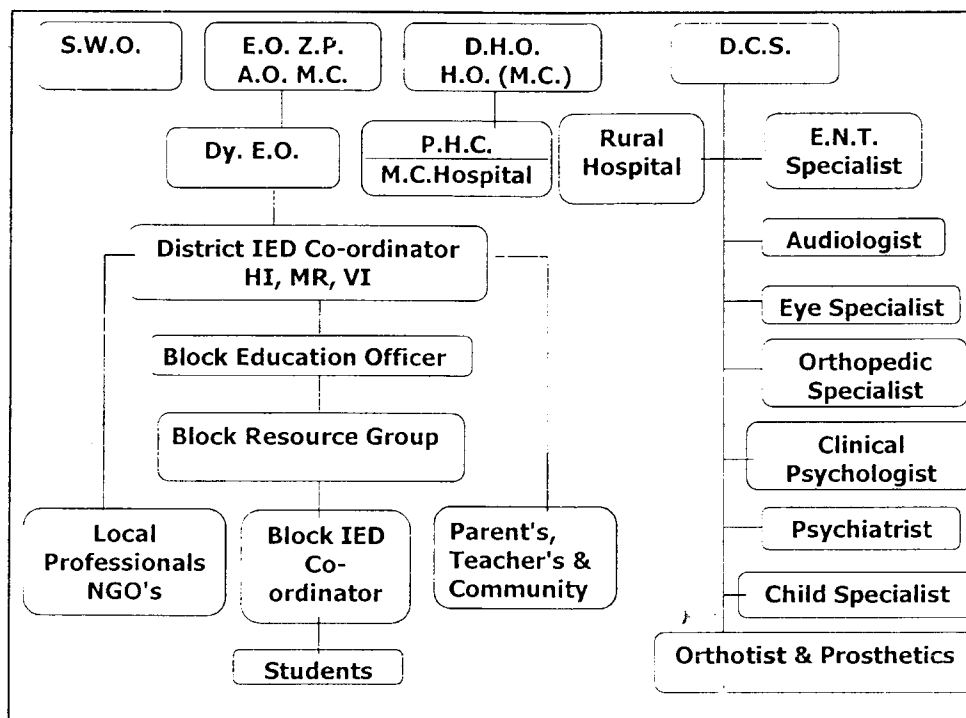
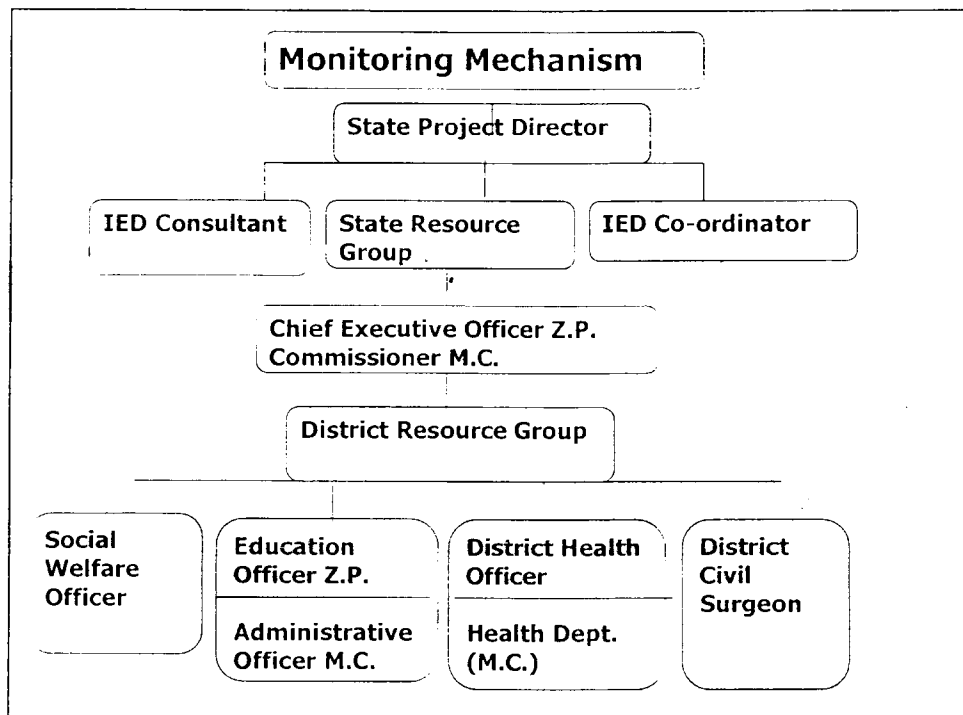
Name of NGO	District Covered by the NGO
Matoshri Late Jankidevi Atkar Special Teacher's Training Centre, Nagpur	Nagpur, Bhandara, Chandrapur, Wardha, Amravati, Yavatmal, Akola, Parbhani – giving training of foundation course to general teachers about IED
Navjeevan School for Mentally Retarded, Aurangabad	Jalgaon, Aurangabad, Jalna, Beed, Latur, Osmanabad, Nanded, Hingoli – giving training to general teachers
Centre for the Job Opportunities for the Spastics, Chembur	Mumbai Suburban
National Association for the Blind, Nashik	Nashik, Dhule, Jalgaon, Nandurbar
SAVALI, Pune	Pune district
Nandvan School & Sheltered Workshop for Mentally Handicapped, Nagpur	Gadchiroli, Gondia, Bhandara

NETWORKING WITH NGO Contd...

Name of NGO	District Covered by the NGO
Central Institute of Teacher of the Deaf, Mumbai	Mumbai
The Puna School & Home for the Blind Trust, Pune	Pune
The National Association for the Welfare of the Physically Handicapped, Bandra	Mumbai, Thane Municipal Corporation
Spastics Society of India, Mumbai	Mumbai
Prabodhini Vidya Mandir Matimand Vidyalaya Shikshan Prashikshan Kendra, Nashik	Nashik, Dhule, Jaogaon
Akshar Sanstha's Matimand Prashikshan Kendra, Satara	Ratnagiri, Ahmednagar, Kolhapur, Sangli, Satara
H.V. Desai Eye Hospital, Pune	Pune, Dhule, Nashik, Kolhapur, Solapur, Ahmednagar, Osmanabad – eye surgery of CWSN

FUTURE PLAN OF INCLUSIVE EDUCATION

- Distribution of Aids & Appliances
- Preparing the handbook on 'Maintenance & Repairing of Aids & Appliances'
- Placement of CWSN in regular school
- Preparing classroom behaviour management schedule format
- Workshop on classroom behaviour management
- Workshop for the teacher on 'Inclusive Education' having CWSN in their classes
- Workshop will be conducted on use of special teaching learning materials
- Formation of parents group of CWSN
- Providing resource room




BUDGET SANCTIONED

IN LAKHS

Year	Budget Sanctioned	Budget Utilized
2002-03	2137.01	32.17
2003-04	4450.08	2367.67
2004-05	4601.00	335.24

Thank You



CIVIL WORKS UNDER SSA

MAHARASHTRA



CIVIL WORKS UNDER S.S.A.

- 33% of the programme funds earmarked for providing school infrastructure.
- Districts prepares infrastructure Plans.
- Covers Govt. Schools only
- No expenditure to be incurred on construction of office buildings.

3

Projected Requirement of infrastructure

Infrastructure	Total Requirement	Sanctioned till 2004-05	Net Requirement
Classrooms for Pri. & Upper Pri. Schools	61924	19829	42095
Toilets (Common)	40453	4944	81909
Toilets (Girls)	46400		
Drinking Water	14804	5498	9306
Electrification	32687	13988	18699
Boundary Wall	34056	124	33932

Activities

- New School Building for Primary School
- New School Building for Upper Primary School with Room for Head Master
- School Buildings for buildingless Schools.
- School Buildings for Delapidated Schools.
- Additional Classrooms.
- Toilets (Unit cost Rs. 20,000/- fixed by PAB)
- Drinking Water facilities (Unit cost Rs. 15,000/- fixed by PAB)

5

Activities

- Boundary walls in extreme cases like hilly terrain, forest areas or urban areas.
- Electrification.
- Child Friendly Elements are mandatory in all new Constructions.
- BRC with a unit cost of Rs. 6 lakhs fixed by PAB.
- CRC with a unit cost of Rs. 2 lakhs fixed by PAB.

6

New Primary School Building.

Criteria

- No school within 1 km.
- Upgraded EGS



7

NEW UPPER PRIMARY SCHOOL BUILDING

- As per requirement based on the number of children completing primary education, up to a ceiling of the upper primary school / section for every two primary schools.



8

CLASS ROOM

- A room for every teacher or for every grade/class, whichever is lower in Primary, with the provision that there would be two class rooms with verandah to every primary school with at least two teachers.
- A room for Head-Master in upper Primary School / Section.



9

CLASS ROOM

■ Data Required -

- Existing Classrooms
 - No. of Teachers
 - No. of Class / Grade
 - No. of HM in UPS
 - Existing number of HM Rooms in UPS
- Requirement of Add. Classrooms for Pri. School
= No. of Teachers/No. of Class (Grade whichever is less) - Existing Classrooms
- Requirement of Addi Classrooms for Upp. Pri. School
= No. of Teachers/No. of Class (Grade whichever is less) + Room for HM - Existing Classrooms

10

BLOCK RESOURCE CENTRE

- BRC Building at each block.
- Unit Cost - Rs.6.00 Lakhs
- Carpet Area - 1505.00 sq.ft
- Built-up Area - 1775.60 sq.ft
- Construction Rate - IRs.338.00/sq.ft



11

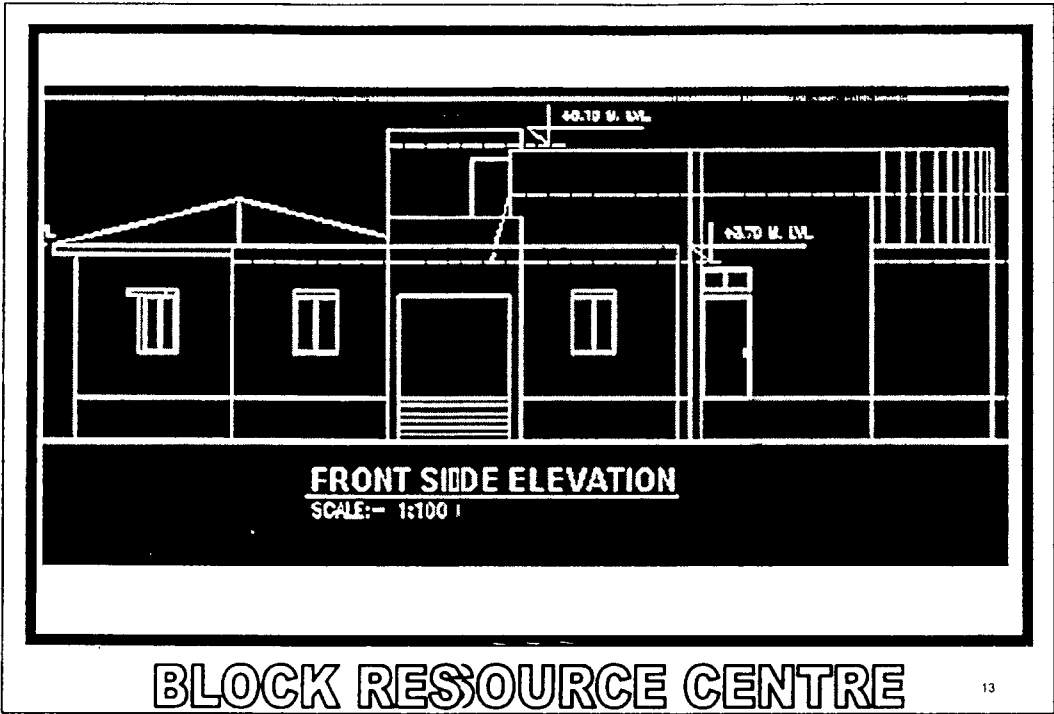
BLOCK RESOURCE CENTRE

Type plan Includes

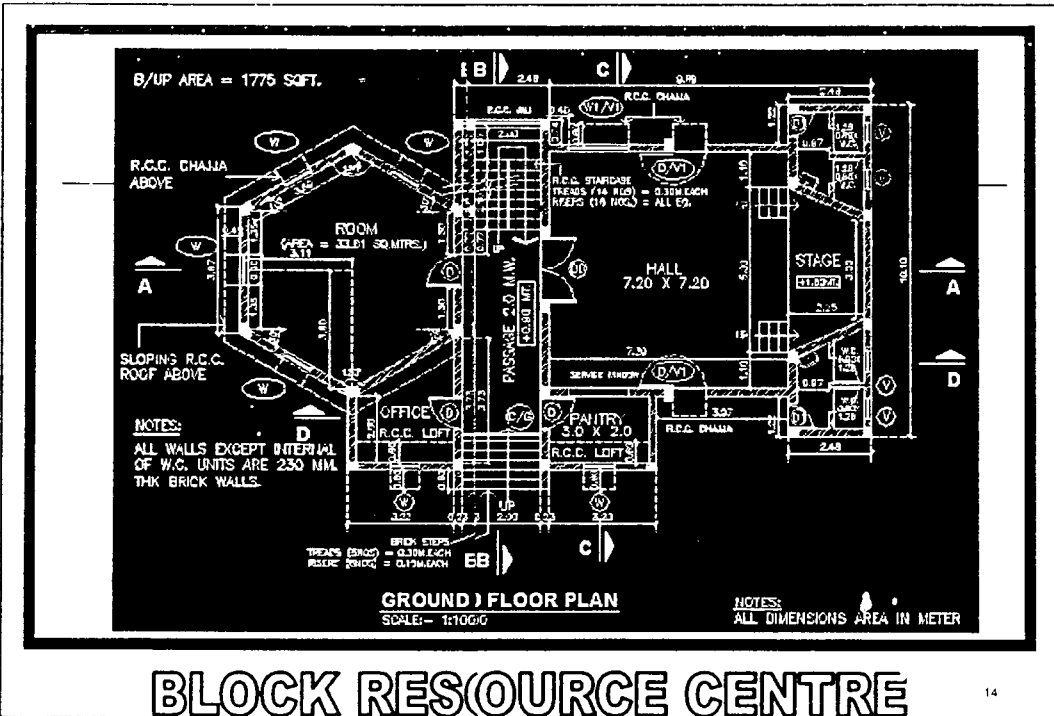
- Training/Meeting hall No. 1 - 655 sq.ft
- Training/Meeting hall No. 2 - 362 sq.ft
- Pantry/ Kitchen - 65 sq.ft
- Toilets for Ladies & Gentss - 100 sq.ft
- Passage - 155 sq.ft
- Office Room - 170 sq.ft
- Electrification
- Water Supply

- District specific plans are allowed in which above requirements are mandatory
- Area can be Varied

12



13




14

BRC BUILDING
KAMTEE, DIST. NAGPUR



15

BRC BUILDING
KAMTEE, DIST. NAGPUR



16

BRC BUILDING
RAMTEK, DIST. NAGPUR



17

BRC BUILDING
RAMTEK, DIST. NAGPUR



18

CLUSTER RESOURCE CENTRE

- CRC Building at each Cluster.
- Unit Cost - Rs.2.00 Lakhs
- Carpet Area - 471.50 sq.ft
- Built-up Area - 550.00 sq.ft
- Construction Rate - Rs.364 /sq.ft

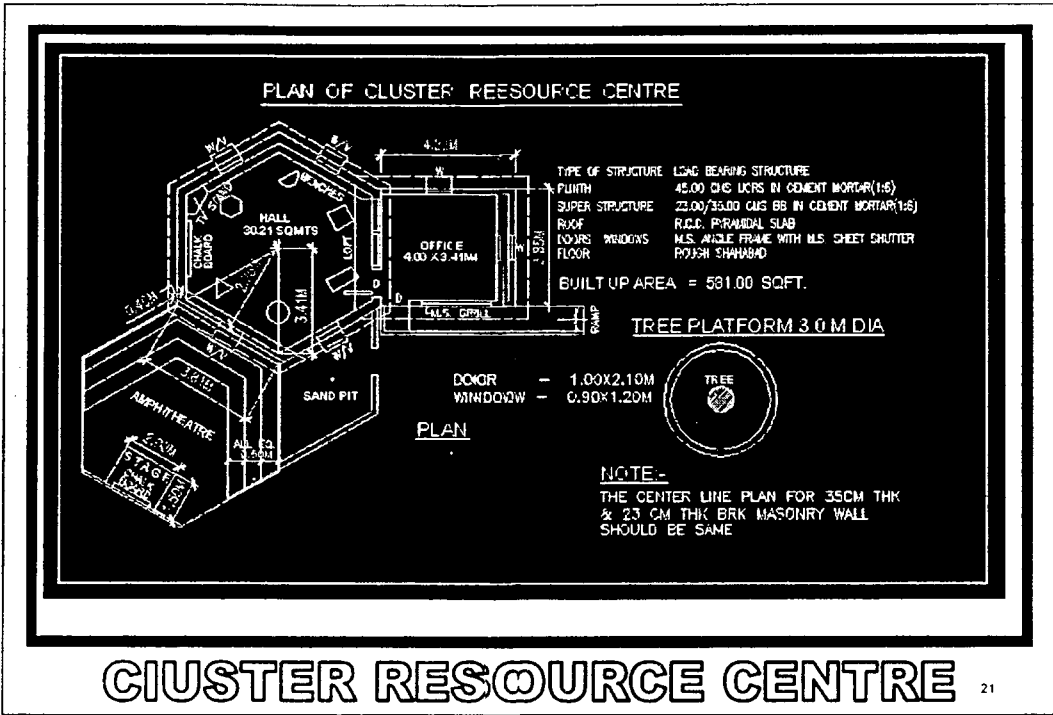
19

CLUSTER RESOURCE CENTRE

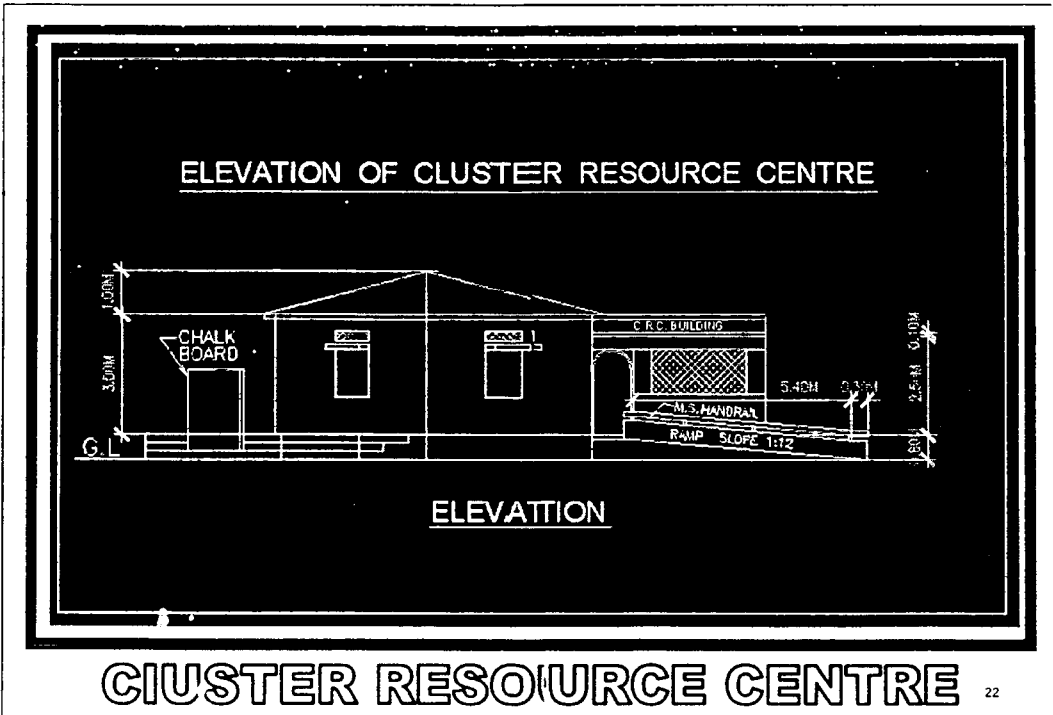
Type plan Includes

- Training hall -- 325.00 sq.ft
- Office - 146.77 sq.ft
- Amphitheatre, Stage & External chalkboard
- Access Ramp
- Sand Pit
- Chabutara (If tree is available in CRC Compound)
- Electrification

20



CIUSTER REESOURCE CENTRE 21



CIUSTER REESOURCE CENTRE 22

CRC BUILDING
KAMTEE, DIST. NAGPUR



23

Classroom

	<u>Hexagonal Classroom</u>	<u>Rectangular Classroom</u>
<u>Unit Cost</u>	<ul style="list-style-type: none"> ■ <u>Rs. 1.55 lakhs</u> ■ <u>Rs.1.70 Lakhs</u> 	<ul style="list-style-type: none"> ■ <u>Rs. 1.55 lakhs</u> ■ <u>Rs.1.70 Lakhs</u>
<u>Total Carpet Area</u>	471.50 sq.ft.	467.33 sq.ft.
<u>Carpet Area of Classroom</u>	325.00 sq.ft.	325.00 sq.ft.
<u>Built-up Area</u>	<u>550.00 sq.ft</u>	<u>551.00 sq.ft</u>
<u>Construction Rate</u>	<ul style="list-style-type: none"> • <u>Rs.282 /sq.ft</u> (For unit cost Rs. 1.55 lakhs) • <u>Rs.309 /sq.ft</u> (For unit cost Rs. 1.70 lakhs) 	

24

CLASSROOM

Type plan Includes

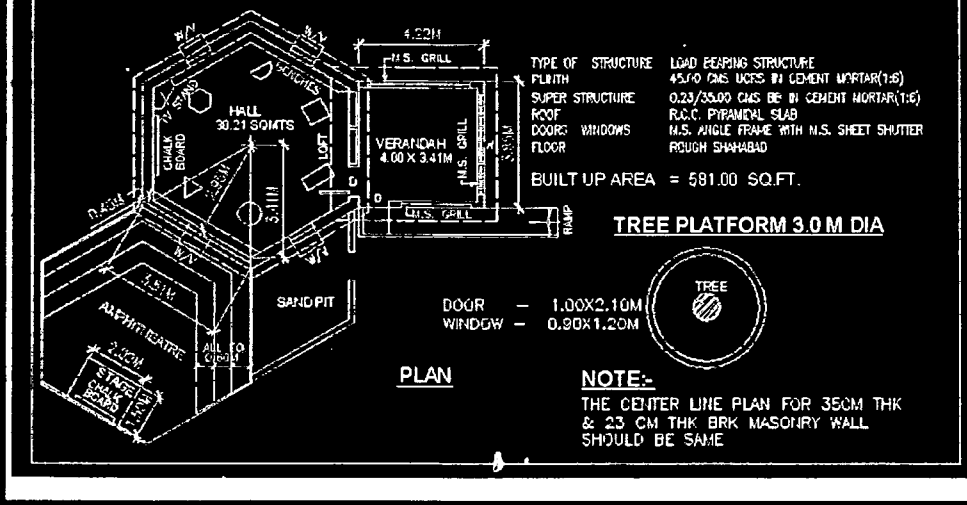
- Classroom - 325.00 sq.ft
- Enclosed Verandah - 146.77 sq.ft
- Access Ramp

Optional Child Friendly Elements

- Amphitheatre, Stage & External chalkboard
- Chabutara (If tree is available in School Compound)
- Sand Pit

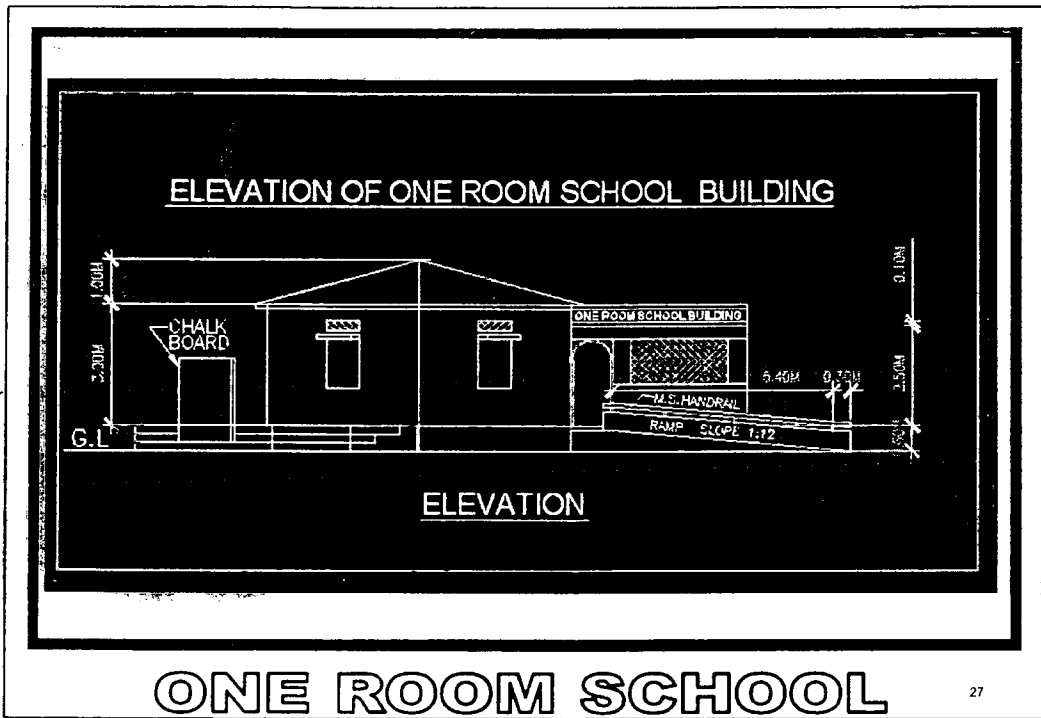
25


PLAN OF ONE ROOM SCHOOL BUILDING




ONE ROOM SCHOOL

26





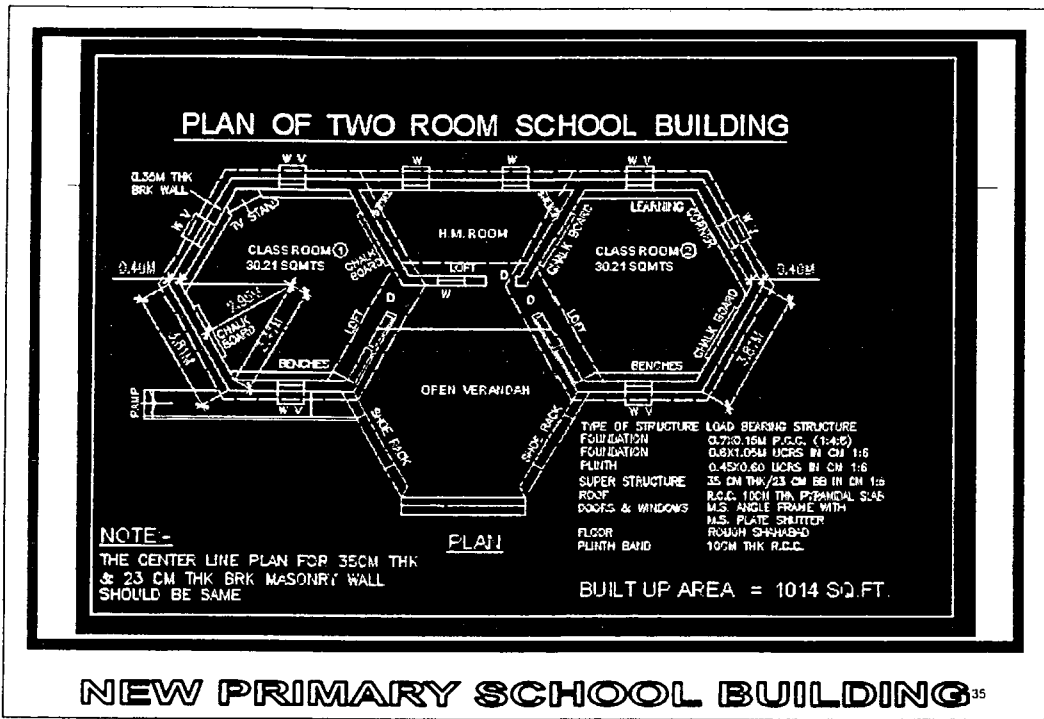


INSIDE VIEWS OF CLASSROOMS

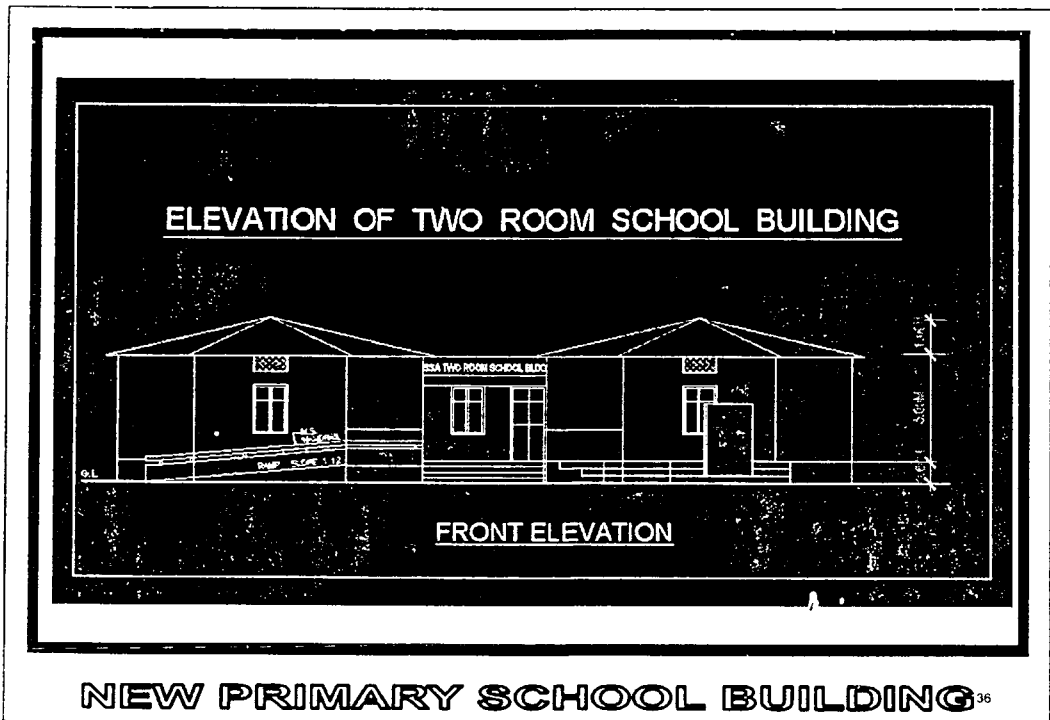


TWO ROOM SCHOOL BUILDING		
	Hexagonal Classroom	Rectangular Classrooms
Unit Cost	<ul style="list-style-type: none"> ■ <u>Rs. 3.02 lakhs</u> ■ <u>Rs. 3.10 Lakhs</u> 	<ul style="list-style-type: none"> ■ <u>Rs. 3.02 lakhs</u> ■ <u>Rs. 3.10 Lakhs</u>
Total Carpet Area	811.83 sq.ft.	935.55 sq.ft.
Carpet Area of One Classroom	325.00 sq.ft.	325.00 sq.ft.
Built-up Area	1008.43 sq.ft	1083.20 sq.ft
Construction Rate	<ul style="list-style-type: none"> • <u>Rs. 299 /sq.ft</u> (For unit cost Rs. 3.02 lakhs) • <u>Rs. 307 /sq.ft</u> (For unit cost Rs. 3.10 lakhs) 	<ul style="list-style-type: none"> • <u>Rs. 279 /sq.ft</u> (For unit cost Rs. 3.02 lakhs) • <u>Rs. 314 /sq.ft</u> (For unit cost Rs. 3.10 lakhs)

TWO ROOM SCHOOL BUILDING	
Type plan Includes	
<ul style="list-style-type: none"> ■ <u>Two Classrooms</u> = 325x2 = 650.00 sq.ft ■ <u>Verandah</u> - 325.00 sq.ft ■ <u>Access Ramp</u> 	
Optional Child Friendly Elements	
<ul style="list-style-type: none"> ■ <u>Amphitheatre, Stage & External chalkboard</u> ■ <u>Chabutara (If tree is available in School Compound)</u> ■ <u>Sand Pit</u> 	




NEW PRIMARY SCHOOL BUILDING³⁵




NEW PRIMARY SCHOOL BUILDING³⁶

TWO-ROOM SCHOOL BUILDING
DIST. BHANDARA




TWO-ROOM SCHOOL BUILDING
DIST. BHANDARA




38

TWO-ROOM SCHOOL BUILDING
DIST. BHANIDARA




39

TWO-ROOM SCHOOL BUILDING
DIST. BHANDARA



40

TWO-ROCOM SCHOOL BUILDING DIST.AKOLA



41

Construction mainly through Community Participation with the exception of BRC.

Procedure

- Selection of site
- Administrative Approval by District level committee.
- Trial Pit & preparation of detailed estimate
- Technical Sanction.
- Agreement with VEC
- Formation of VLCCC
- Advance release ((75%) to VEC
- Line out for construction
- Execution of work by VLCC with Technical Guidance by Engineers.

42

Stages of Advance release

Stages	Percentage
Agreement	75 % of net Civil Works cost portion
Slab casted (after utilisation of first installment of advance)	20 % of net Civil Works cost portion
After completion in all respect (after utilisation of second installment of advance)	Balance Amount of net Civil Work portion/Actual expenditure / cost of valuation of work executed. - Whichever is less. - Advance adjusted in Final Amount.


43

SUPERVISION STRUCTURE

	Name of Post	Numbers of post sanction	No. of Post filled
State level	Ex. Engineer	1	1
	Dy. Engineer	1	1
	Jr. Engineer	2	2
District level	Ex. Engineer	33	31
Block level	Jr. Engineer (One for each block)	353	285

44


Civil Works Manual



- Contents –
 1. Administrative Procedure
 2. Construction Procedure
 3. Estimates & Drawings
 4. Quality Checks etc.
 5. Account Keeping
- in Marathi language
- Distributed to all concern VECs

45


Repair and maintenance Handbooks



- Contents –
 1. Administrative Procedure
 2. Items
 3. Account Keeping
- in Marathi language
- Distributed to all VECs

46

Child Friendly Elements Handbook



- Contents –
 1. Items
 2. Photographs
 3. Drawings
 4. Required Material for Construction
- in Marathi language
- Distributed to all VECs

47


Training

- Training programme for VLCC is being conducted every year as per requirement to give details of construction activities & its procedure.
- Training for Kendra Pramukh, Dy. Education Officers are also arranged to give technical aspects.
- Technical guidance & support is provided by Executive Engineer appointed.
- State level training and work shops are arranged to Education Officers & Executive Engineers to discuss the issue regarding technical requirements and execution of work. Experts opinion also considered.
- Checklist for the points to be observed are circulated upto VLCC.

48


SUPERVISION

- Block Jr. Engineer is responsible to give all technical information and requirements to VEC
- Jr. Engineer is mainly responsible for giving line out, deciding foundation level, work of foundation, details of reinforcement and concrete work.
- District Engineer is responsible for overall technical aspects and quality of work with progress. He is required to check the hidden measurements and reinforcement provided for R.C.C Work (5% of checking of measurements generally)
- Periodical inspections by JE, Executive Engineer, Education Officer & report to higher authorities.
- State level Engineer and Officers visits the site where the progress is lagging behind and to sort out the problems which are responsible for delay in work.



Quality Control

- Material like sand, bricks & cement etc. is being tested at site itself with the help of Jrr. Engineer.
- Various types of tests of building material which can not be conducted at site are being conducted at Local Govt. or Private Engineering Colleges as per requirementt.



51

QUALITY CONTROL BY 3RD PARTY

- 3rd Party consultants appointed for Quality Control & Certification of works for each Region.
- Experts from this agency will visit the sites at
 - Excavation level
 - Plinth level
 - Casting of slab
 - Completion of works

52

QUALITY CONTROL FROM 3RD PARTY

- Experts from this agency
 - Visit the sites
 - Suggest the remedial measures to rectify defects if any.
 - Certify rectification carried out.
 - Comment on Quality etc.
 - Issue of Completion Certificate.



53

CIVIL WORKS UNDER S.S..A.

- BUDGET
- PHYSICAL TARGETS
- FINANCIAL TARGET & EXPENDITURE
AS ON 31ST DECEMBER, 2004
- PHYSICAL PROGRESS



54

Budgeted Financial Targets & Expenditure of Civil Works as on 31/12/2004									
State Summary									
Sr. No.	Activity	Approved Civil Works Upto the year 2003-04	Expenditure upto 31/3/2004	Approved Spillover (2004-05)	Approved Fresh Works for the year 2004-05	Approved Civil Works (Including Spillover) for the year 2004-05	Expenditure during 2004-05	Total Budget upto 2004-05 (Cumulative)	Total Expenditure Upto 31/12/2004 (Cumulative)
		Fin	Fin	Fin	Fin	Fin	Fin	Fin	Fin
		Rs. In Lakhs	Rs. In Lakhs	Rs. In Lakhs	Rs. In Lakhs	Rs. In Lakhs	Rs. In Lakhs	Rs. In Lakhs	Rs. In Lakhs
1	2	3	4	5	6	7=3+6-4	8	9=3+6	10=4+8
1	BRC	960.00	48.94	911.06	600.00	1511.06	193.82	1560.00	242.76
2	CRC	2148.00	973.96	1174.04	2134.00	3308.04	517.21	4282.00	1491.17
3	Primary School	853.82	313.94	539.88	694.02	1233.90	246.37	1547.84	560.31
4	Upper Primary	215.00	140.45	74.55	62.95	137.50	43.42	277.95	183.87
5	Buildingless Primary School	1270.55	436.23	834.32	1039.55	1873.87	381.70	2310.10	817.93
6	Buildingless Upper Primary School	545.60	187.33	358.27	573.12	931.39	21.32	1118.72	208.65
7	Dilapidated Building Primary	894.35	477.44	416.91	1589.34	2006.25	440.46	2483.69	917.90
8	Dilapidated Building Upper Primary	860.25	387.63	472.62	1572.12	2044.74	107.88	2432.37	495.51
9	Add. Classrooms	16887.90	9868.23	7019.67	6174.84	13194.51	7811.41	23062.74	17679.64
Total No of Primary School		853.82	313.94	539.88	694.02	1233.90	8806.19	1547.84	9120.13
Total No Of Classrooms (4 to 9)		20673.65	11497.31	9176.34	11011.92	20188.26	246.37	31685.57	11743.68
10	Toilets/ Urinals	121.45	24.04	97.41	887.00	984.41	126.59	1008.45	150.63
11	Water Facility	69.15	49.97	19.18	1039.85	1059.03	9.90	1109.00	59.87
12	Electrification	519.65	338.51	181.14	195.20	376.34	42.17	714.85	380.68
13	Separation Wall	79.95	0.00	79.95	-66.65	13.30	0.00	13.30	0.00
14	Boundary Wall	0.00	0.00	0.00	62.00	62.00	49.00	62.00	49.00
15	Escalation Cost (For Spillover Works)	0.00	0.00	0.00	3231.07	3231.07	9.41	3231.07	9.41
Total		25425.67	13246.67	12179.01	19788.41	31967.41	10000.66	45214.08	23247.33

Civil Works under SSA (2004-05)

State Summary

Sr. No.	Activity	Approved Civil Works Upto the year 2003-04	Approved Civil Works for the year 2004-05	Approved Civil Works (Including Spillover) for the year 2004-05	Physically Works Completed as on 31/12/2004
		Nos.	Nos.	Nos.	Nos.
1	2	3	4	5	6
1	BRC	160	100	260	7
2	CRC	1074	1067	2141	421
3	Primary School	297	194	491	259
4	Total Classrooms	13705	6124	19829	5219
5	Toilets/ Urinals	609	4335	4944	65
6	Water Facility	461	5037	5498	281
7	Electrification	10393	3595	13988	5652
8	Separation Wall	1599	-1024	575	0
9	Boundary Wall	0	124	124	30
Total		28298	19552	47850	11934

Financial Targets & Expenditure of Civil Works as on 31/12/2004

State Summary

Sr. No.	Activity	Approved Civil Works Upto the year 2003-04	Approved Fresh Works for the year 2004-05	Total Budget upto 2004-05	Total Expenditure Upto 31/12/2004
		Fin	Fin	Fin	Fin
		Rs. In Lakh	Rs. In Lakh	Rs. In Lakh	Rs. In Lakh
1	2	3	4	5	6
1	BRC	960.00	600.00	1560.00	242.76
2	CRC	2148.00	2134.00	4282.00	1491.17
3	Primary School	853.82	694.02	1547.84	560.31
4	Total Classrooms	20673.65	11011.92	31685.57	11743.68
5	Toilets/ Urinals	121.45	887.00	1008.45	150.63
6	Water Facility	69.15	1039.85	1109.00	59.87
7	Electrification	519.65	195.20	714.85	380.68
8	Separation Wall	79.95	-66.65	13.30	0
9	Boundary Wall	0.00	62.00	62.00	49
10	Escalation Cost	0.00	3231.07	3231.07	9.41
Total		25425.67	19788.41	45214.08	23247.325

Progress Report of Civil Works under SSA (2003-04) as on 31/12/2004

State Summary

Sr. No.	Activity	Approved Civil Works (Including Spillover) for the year 2004-05		Physical Progress			Expenditure during 2004-05
				Completed	Total In Progress	Not Started	
		Phy	Fin	Phy	Phy	Phy	Fin
		Nos.	Rs. In Lakh	Nos.	Nos.	Nos.	Rs. In Lakh
1	2	3	4	5	6	7	8
1	BRC	260	1511.06	7	111	142	193.82
2	CRC	2141	3308.04	421	1104	616	517.21
3	Primary School	491	1233.90	259	132	100	246.37
4	Total Classrooms	19829	20188.26	5219	8612	5998	8806.19
5	Toilets/ Urinals	4944	984.41	281	1977	2686	126.59
6	Water Facility	5498	1059.03	65	1272	4161	9.90
7	Electrification	13988	376.34	5652	3880	4456	42.17
8	Separation Wall	575	13.30	0	0	575	0.00
9	Boundary Wall	124	62.00	30	0	94	49.00
10	Escalation Cost		3231.07				9.41
Total		47850	31967.41	11934	17088	18828	10000.66

Budgeted Financial Targets & Expenditure of Civil Works as on 31/12/2004

State Summary

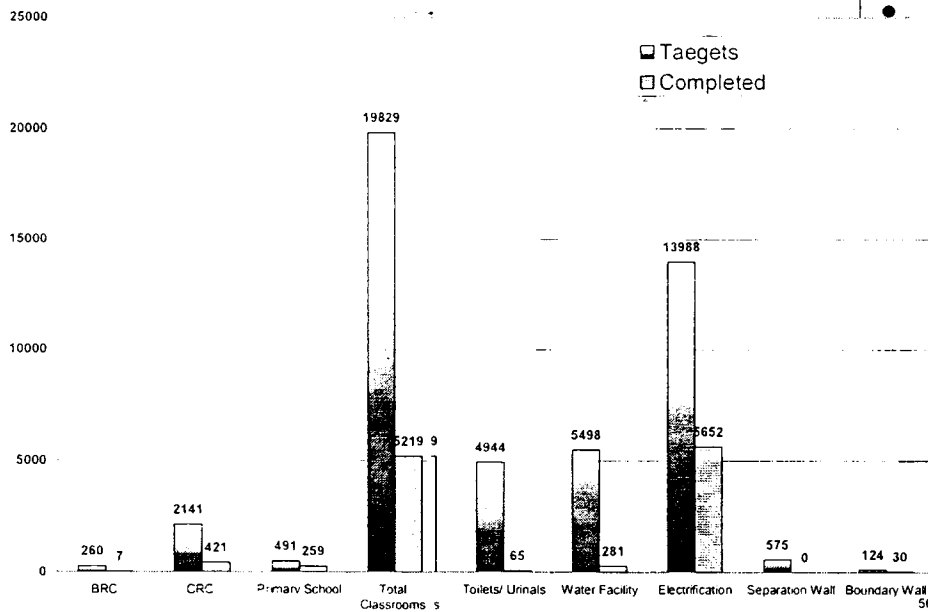
Sr. No.	Activity	Approved Civil Works Upto the year 2003-04	Expenditure upto 31/3/2004	Approved Spillover (2004-05)	Approved Fresh Works for the year 2004-05	Approved Civil Works (Including Spillover) for the year 2004-05	Expenditure during 2004-05	Total Budget upto 2004-05 (Cumulative)	Total Expenditure Upto 31/12/2004 (Cumulative)
		Fin	Fin	Fin	Fin	Fin	Fin	Fin	Fin
		Rs. In Lakhs	Rs. In Lakhs	Rs. In Lakhs	Rs. In Lakhs	Rs. In Lakhs	Rs. In Lakhs	Rs. In Lakhs	Rs. In Lakhs
1	2	3	4	5	6	7=3+6-4	8	9=3+6	10=4+8
1	BRC	960.00	48.94	911.06	600.00	1511.06	193.82	1560.00	242.76
2	CRC	2148.00	973.96	1174.04	2134.00	3308.04	517.21	4282.00	1491.17
3	Primary School	853.82	313.94	539.88	694.02	1233.90	246.37	1547.84	560.31
4	Upper Primary	215.00	140.45	74.55	62.95	137.50	43.42	277.95	183.87
5	Buildingless Primary School	1270.55	436.23	834.32	1039.55	1873.87	381.70	2310.10	817.93
6	Buildingless Upper Primary School	545.60	187.33	358.27	573.12	931.39	21.32	1118.72	208.65
7	Dilapidated Building Primary	894.35	477.44	416.91	1589.34	2006.25	440.46	2483.69	917.90
8	Dilapidated Building Upper Primary	860.25	387.63	472.62	1572.12	2044.74	107.88	2432.37	495.51
9	Add. Classrooms	16887.90	9868.23	7019.67	6174.84	13194.51	7811.41	23062.74	17679.64
Total No of Primary School		853.82	313.94	539.88	694.02	1233.90	8806.19	1547.84	9120.13
Total No Of Classrooms (4 to 9)		20673.65	11497.31	9176.34	11011.92	20188.26	246.37	31685.57	11743.68
10	Toilets/ Urinals	121.45	24.04	97.41	887.00	984.41	126.59	1008.45	150.63
11	Water Facility	69.15	49.97	19.18	1039.85	1059.03	9.90	1109.00	59.87
12	Electrification	519.65	338.51	181.14	195.20	376.34	42.17	714.85	380.68
13	Separation Wall	79.95	0.00	79.95	-66.65	13.30	0.00	13.30	0.00
14	Boundary Wall	0.00	0.00	0.00	62.00	62.00	49.00	62.00	49.00
15	Escalation Cost (For Spillover Works)	0.00	0.00	0.00	3231.07	3231.07	9.41	3231.07	9.41
Total		25425.67	13246.67	12179.01	19788.41	31967.41	10000.66	45214.08	23247.33

PHYSICAL PROGRESS AS ON 31ST DECEMBER, 2004

Activity	Targets	Completed	In Progress	Expenditure (Rs. In lakhs)
BRC	260	7	111	193.82
CRC	2141	421	1104	517.21
New Primary School Building	491	259	132	246.37
Classrooms	19829	5219	8612	8806.19
Toilets/ Urinals	4944	65	1272	126.59
Water Facility	5498	291	1977	9.90
Electrification	13988	5652	3880	42.17

55

Comparative Achievements



56

PHYSICAL PROGRESS AS ON 31ST DECEMBER, 2004

- BRCs
- CRCs
- CLASSROOMs
- BRCs + CRCs + CLASSROOMs
- Completion Percentage District wise



57

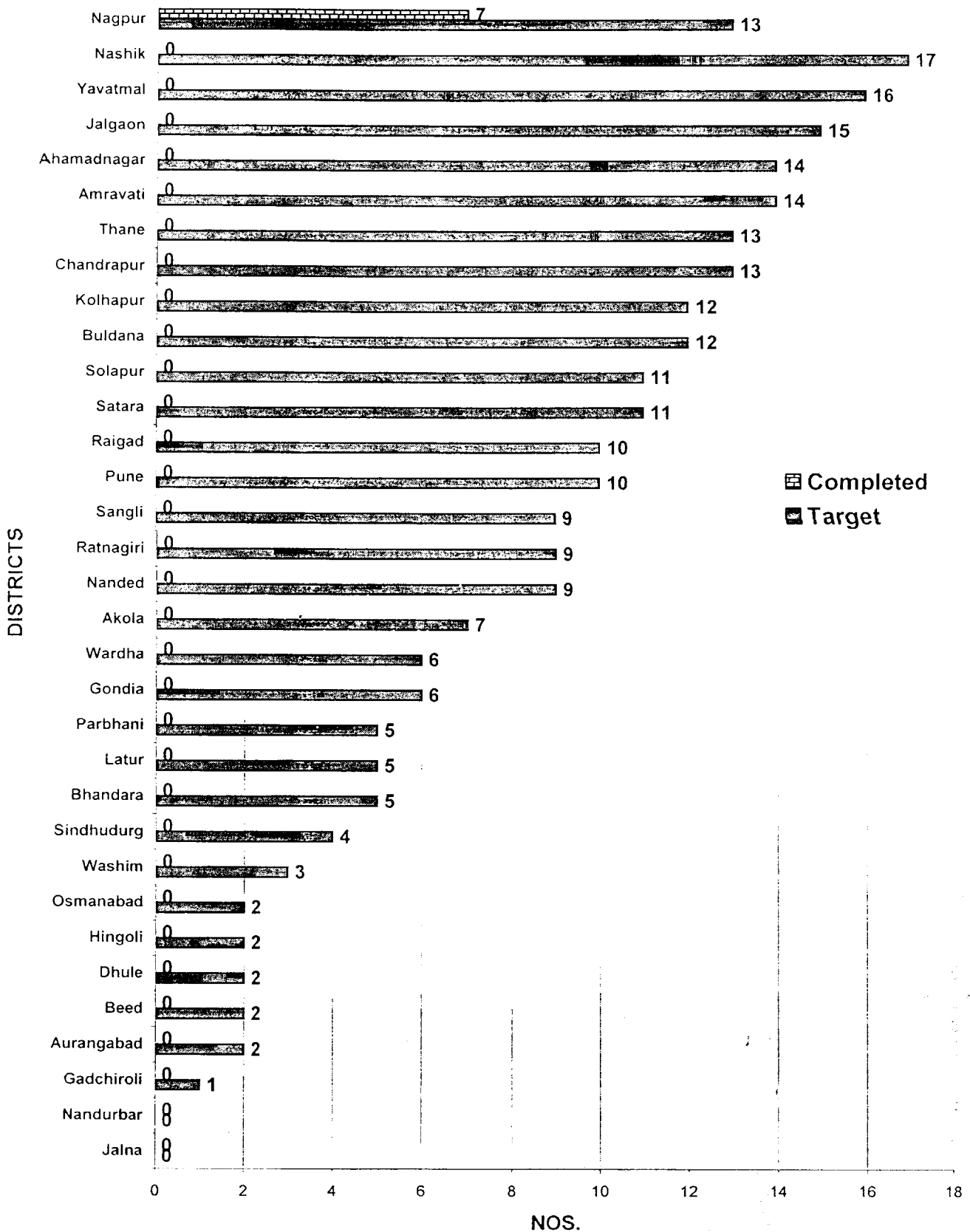
THANKS

धन्यवाद

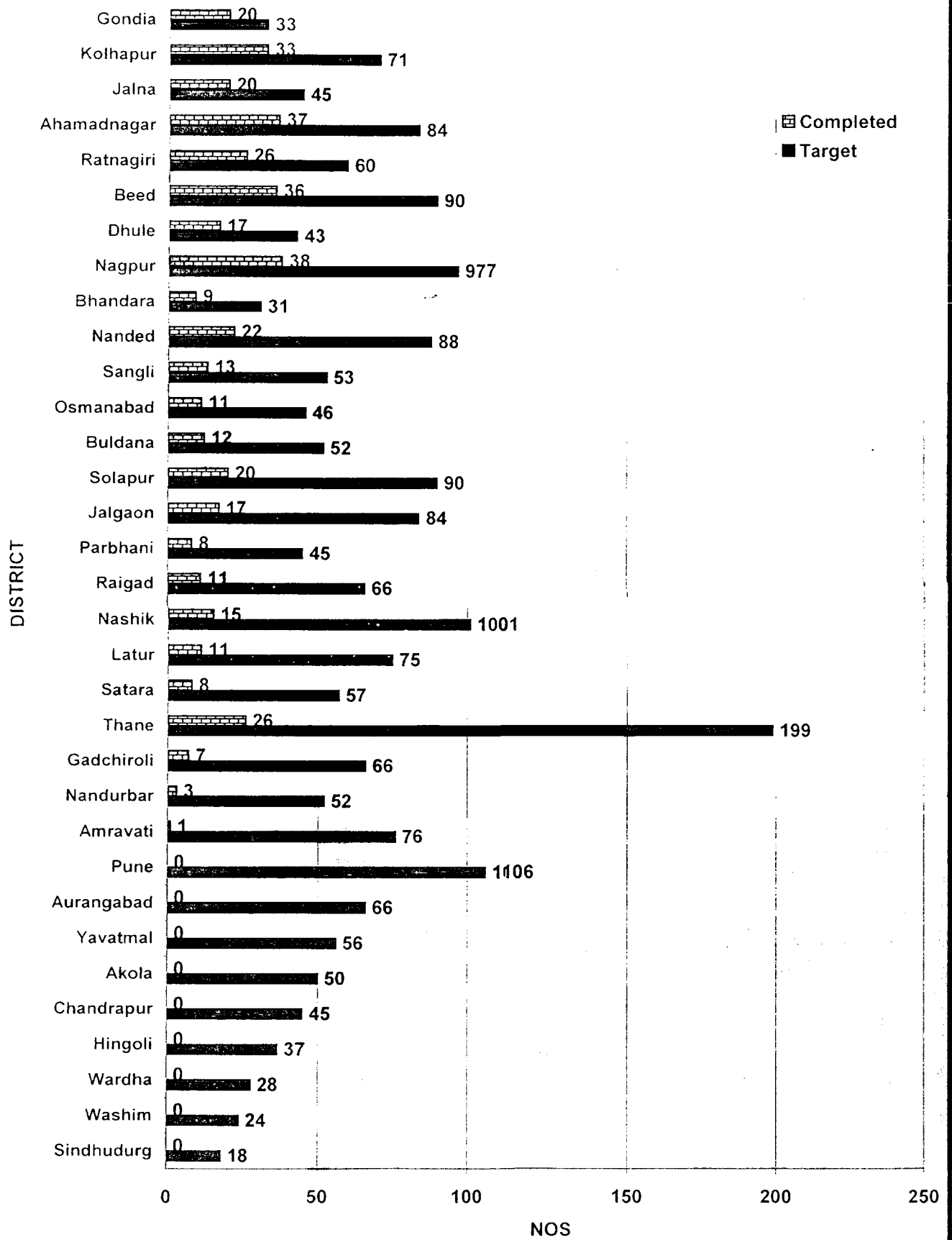


58

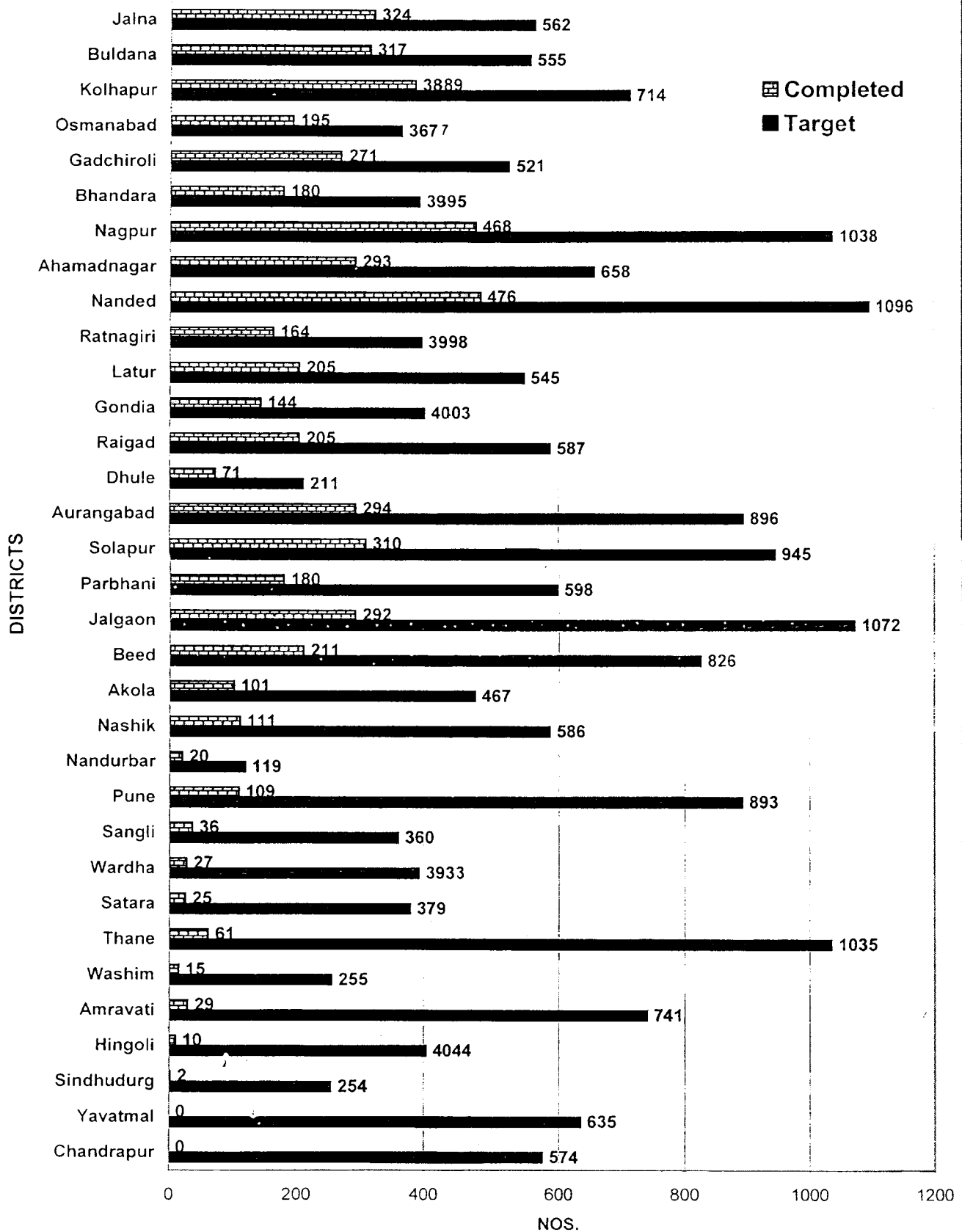
**Districtwise Comparative Chart for Achivements of Civil Works
(BRC) under SSA as on 31/12/2004.**



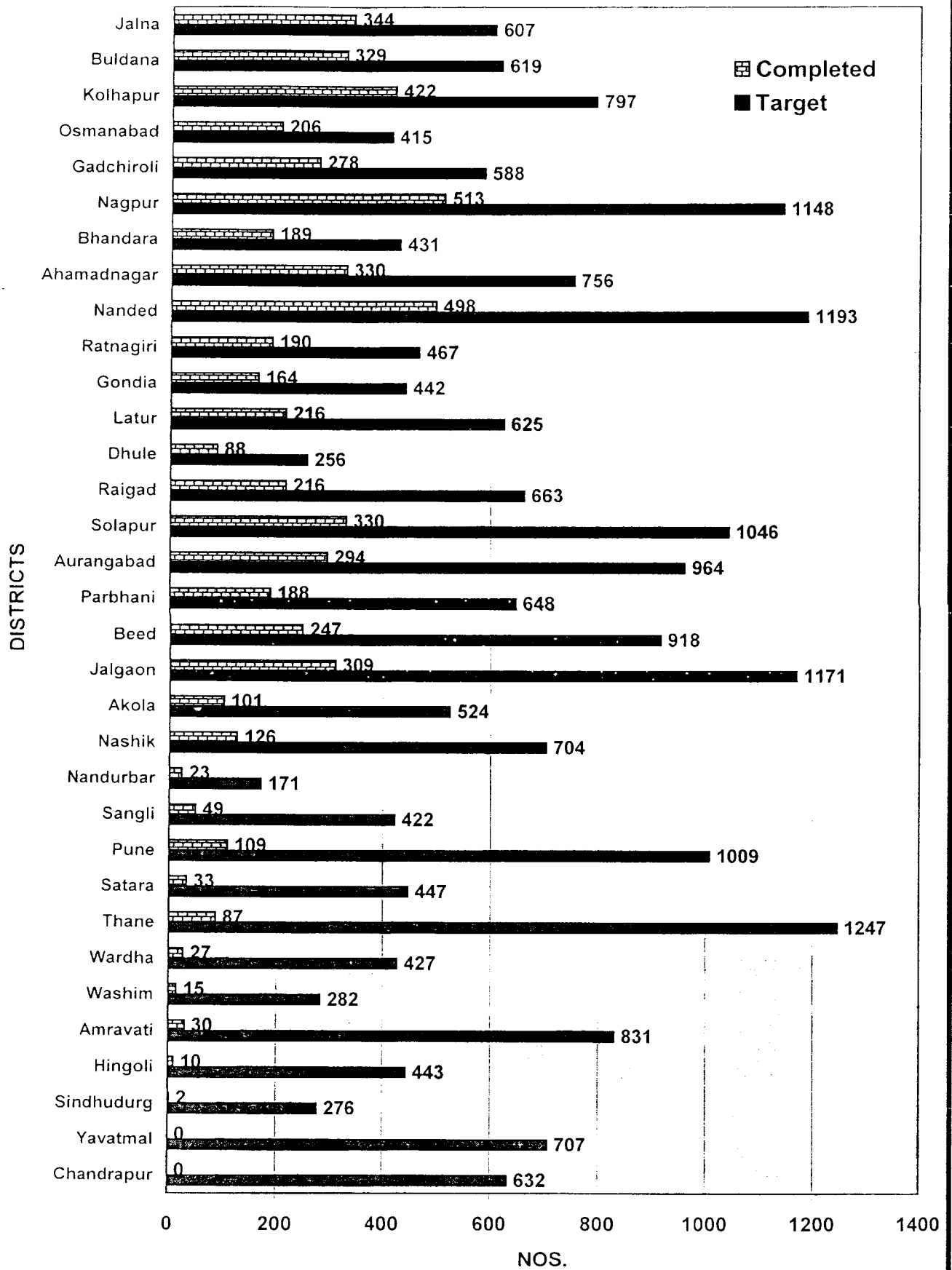
Districtwise Comparative Chart for Achievements of Civil Works (CRC) under SSA as on 31/12/2004.



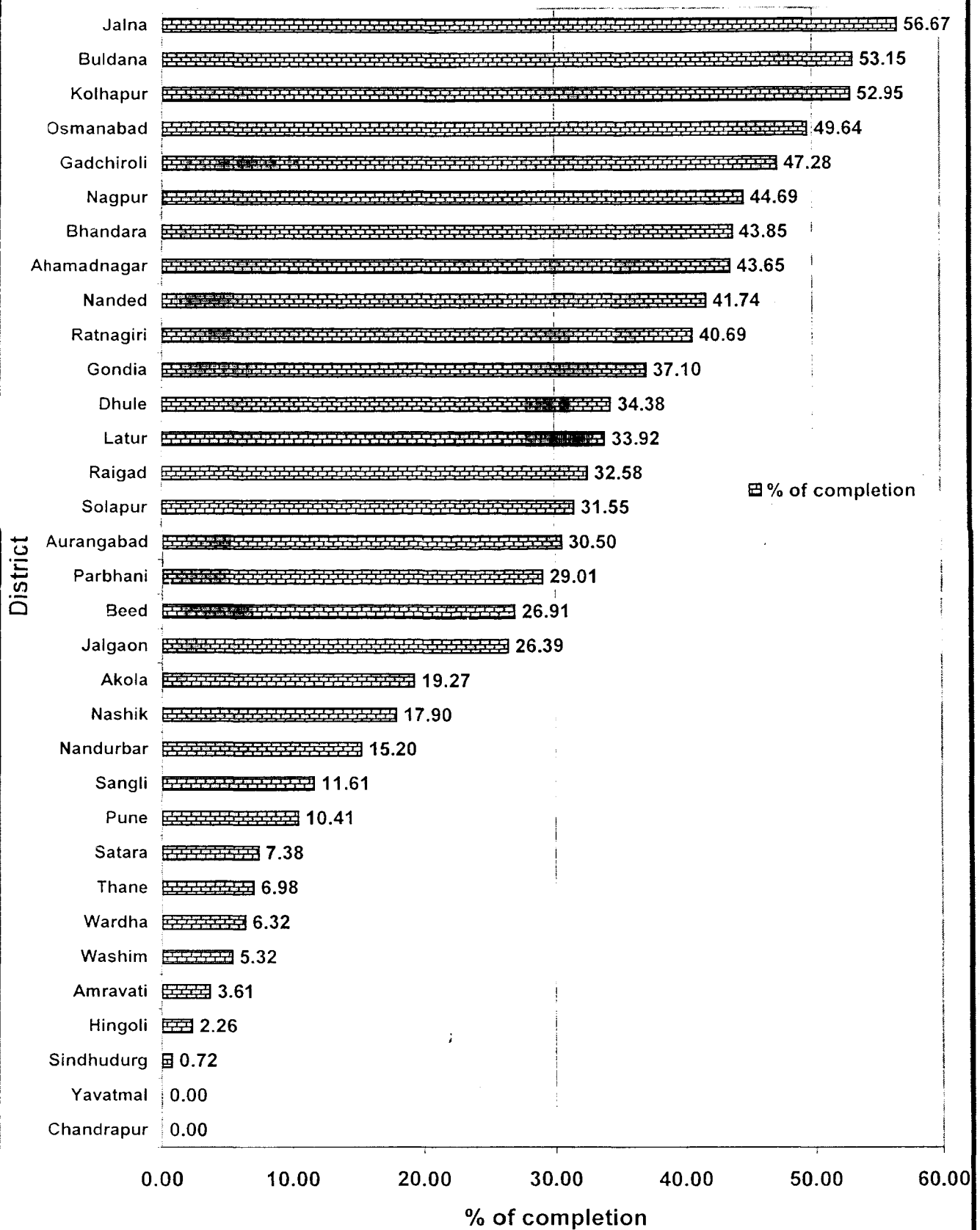
**Districtwise Comparative Chhrt for Achivements of Civil Works
(All type of Classroomss) under SSA as on 31/12/2004**



**Districtwise Comparative Chart for Achievements of Civil Works
(BRC+CRC+All type of Classrooms) under SSA as on 31/12/2004**



**Districtwise Comparative Chart for % of Achivements of Civil Works
(BRC+CRC+All type of Classrooms) Under SSA as on 31/12/2004**



**NATIONAL PROGRAMME FOR EDUCATION
OF GIRLS AT ELEMENTARY LEVEL**

MAHARASHTRA STATE

STATE PROFILE.....1

POPULATION

- MALES - 5,03,34,270
- FEMALES - 4,64,17,977
- TOTAL - 9,67,52,247
- SEX RATIO - 1000 : 922

LITERACY RATE

- MALE - 86.27
- FEMALE - 67.51
- TOTAL - 77.27
- TOTAL NO. OF BLOCKS - 353

STATE PROFILE.....3

DROPOUT RATES (SCs)

at Vth level at VIIIth level at Xth level

- GIRLS - 14 43 62
- BOYS - 10 35 54

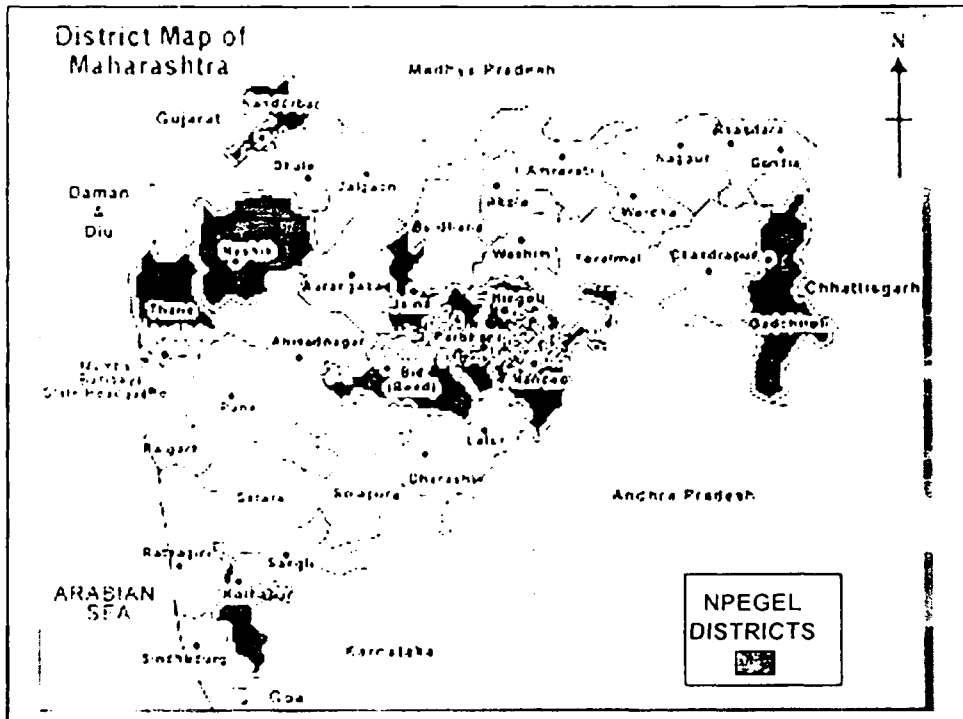
DROPOUT RATES (STs)

at Vth level at VIIIth level at Xth level

- GIRLS - 38 66 77
- BOYS - 33 58 72

PERCENTAGE OF FEMALE TEACHERS

- PRIMARY SCHOOLS - 44
- SECONDARY SCHOOLS - 32



FEMALE LITERACY RATE & GENDER GAP

Sr . No.	District Name	Name of Block proposed for KGBV	Female Literacy Rate	Gender Gap
1	Nandurbar	Talode	39.18	23.23
2	Nandurbar	Shahade	43.49	24.52
3	Nandurbar	Nandurbar	44.89	25.15
4	Gadchiroli	Korchi	46.30	25.11
5	Gadchiroli	Dhanora	44.00	22.74
6	Jalna	Bhokardan	46.16	33.92
7	Jalna	Jalna	43.65	33.44
8	Jalna	Badnapur	42.83	35.32
9	Jalna	Ambad	45.20	32.14
10	Jalna	Ghansawangi	44.16	31.24
11	Jalna	Partur	42.63	31.32

FEMALE LITERACY RATE & GENDER GAP

Sr . No.	District Name	Name of Block proposed for KGBV	Female Literacy Rate	Gender Gap
12	Nashik	Surgana	41.63	21.88
13	Nashik	Peint	44.79	24.13
14	Nashik	Trimbakeshwar	37.65	24.17
15	Thane	Talasari	32.58	31.61
16	Thane	Dahanu	39.09	25.19
17	Thane	Vikrangaad	33.12	27.66
18	Thane	Mokhada	40.32	22.66
19	Beed	Wadwani	45.38	31.13
20	Beed	Dharur	45.85	29.68
21	Kolhapur	Bavda	46.22	29.29
22	Nanded	Mudkhed	45.93	29.85
23	Nanded	Umri	44.16	30.29
24	Nanded	Dharmabad	43.52	30.10
25	Nanded	Biloli	44.73	29.30
26	Hingoli	Hingoli	45.70	33.29
27	Parbhani	Sailu	45.17	31.86
28	Parbhani	Jintur	45.03	33.83
29	Parbhani	Manwath	43.99	32.15
30	Parbhani	Pathri	45.95	31.79

NPEGEL DISTRICTS

No	Districts	Blocks	No	Districts	Blocks
1	Thane	Talasari	6	Jalana	Jalana
		Mokhada			Badnapur
		Dahanu			Ambad
		Vikramgad			Ghansavangi
2	Nandurbar	Shahada			Partur
		Taloda			Bhokardhan
		Nandurbar	7	Gadchiroli	Korachi
3	Beed	Wadavni			Dhanora
		Dharur	8	Nanded	Biloli
4	Kolhapur	Gaganbavada			Umari
5	Parabhani	Pathari			Dharmabad
		Selu			Mudkhed
		Manvat	9	Hingoli	Hingoli
		Jintur	10	Nashik	Surgana
					Peth
					Trambak

STATUS OF NPEGEL PROGRAMME IN MAHARASHTRA

- The programme was formally launched on 2nd October, 2003 at Block and State Level
- Proposal for 97 Blocks of 23 districts and 18 notified slums costing Rs. 776.92 lakh approved on 8th January, 2004
- First instalment of the GOI Share of Rs. 145.62 lakh was sanctioned in February, 2004 and distributed to all the Blocks in March, 2004.
- In the year 2004-2005, 30 blocks of 10 districts & 20 notified slums costing Rs. 1392.30 lakhs approved on 9th June 2004.
- 1st installment of GOI share for 2004-05 of Rs. 489.79 was released.
- First installment of state share of Rs. 211.82 lakhs sanctioned & released on 30th Nov 2004

**STATUS OF NPEGEL PROGRAMME IN
MAHARASHTRA**

Interventions undertaken last year

Formation of SRG : SRG formed

◆ Two meetings held one on 21st January and second on 9th February, 2004

◆ ***Criteria for selection of school for Model Cluster finalized as under :***

- ✓◆ Schools with Girls toilet,
- ✓◆ Playground with Compound Wall for security,
- ◆ availability of lady teachers,
- ◆ large percentage of SC/ST girls

**STATUS OF NPEGEL PROGRAMME IN
MAHARASHTRA**

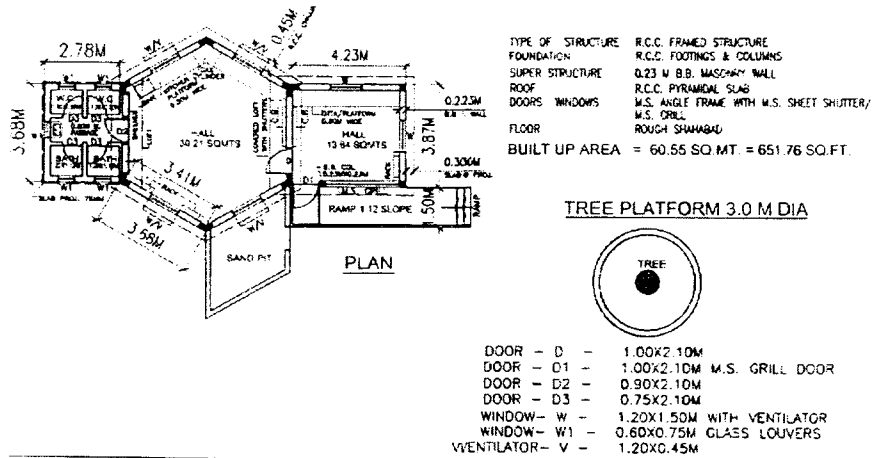
Interventions undertaken last year Contd...

Design of Model Cluster School and requirement of equipments finalized as under :

- ◆ Residential accommodation for 60 girls,
- ◆ adequate storage provision,
- ◆ Kitchen platform,
- ◆ Demonstration table,
- ◆ Tap water connection etc.

STATUS OF NPEGEL PROGRAMME IN MAHARASHTRA

PLAN OF MODEL CLUSTER RESOURCE CENTRE



STATUS OF NPEGEL PROGRAMME IN MAHARASHTRA

Interventions undertaken last year Contd...

Norms for utilization of non-recurring grants finalized as under (Rs.30,000/-) :

◆ Sports Material Rs.10,000/-

◆ Vocational Educational Equipments & Material Rs.15,000/-

◆ Reference Books Rs.5,000/-

**STATUS OF NPEGEL PROGRAMME IN
MAHAIRASHTRA**

Interventions undertaken last year Contd...

***List of Equipments proposed for Vocational
Education :***

- ◆ Ladies Bicycle,
- ◆ Weighing Machine,
- ◆ Tailoring Machine,
- ◆ Leather Sewing Machine,
- ◆ Weaving Machine,
- ◆ Utensils,
- ◆ Gardening equipments;
- ◆ Stove/Gas Cylinder,
- ◆ Storage etc.

STATUS OF NPEGEL PROGRAMME IN MAHARASHTRA

Strategies undertaken in the year 2004-2005

- 4-5 Cluster from the selected blocks proposed for developing Model cluster
- The design for CRC adapted for Model Cluster. Construction through VEC
- Experience of ASHA Project and Gender programme of DPEP taken into account for arranging equipments & Training needs
- SCERT, MIEPA & MPSP joint partners for giving training
- NGOs working on gender issues involved for giving training
- Convergence with department of vocational education & training

STATUS OF NPEGEL PROGRAMME IN MAHARASHTRA

Strategies & Interventions proposed for 2004-05 :

- As per revised norms against 97 Blocks only 30 Blocks will be eligible under the programme
- Model Cluster constructions will be taken-up in Blocks
- Long term training areas will be explored in consultation with Experts with emphasis on certification to those completing successfully
- Resource Groups at District, Block and Cluster will be constituted
- State and District Gender Co-ordinators are appointed
- Selection of 'Sahayogini' in all 30 Blocks & all Clusters

STATUS OF NPEGEL PROGRAMME IN MAHARASHTRA

Activities completed 2004-2005

- Life Skill development training
 - State Level: 16th Aug to 23rd Aug 2004 – 73 resource persons.
 - District Level: training camps were organized with the help of NGO's.
- Flock Leader and Guide Captain training camp:
 - Flock Leader and Guide Captain training for 337 teachers in Aug to Oct 2004
 - Gender equality training organized by MIEPA for 2768 teachers.
 - Report of out of school girls by household survey Dec 2004.

**STATUS OF NPEGL PROGRAMME IN
MAHARASHTRA**

DISTRICTS	NO OF OUT OF SCHOOL GIRLS in EBB
Nashik	3581
Nandurbar	17103
Gadchiroli	3414
Kolhapur	2275
Beed	5589
Parbhani	6095
Jalna	10371
Hingoli	5252
Nanded	18861

TRAINING PROGRAMME



STATUS OF NPEGEL PROGRAMME IN MAHARASHTRA

Field visits, monitoring & follow-up by state level officers

- K.P's training was held in April04 At Pune regarding planning of NPEGEL Programme
- A meeting of BEO & Extn officers was held at Aurangabad in Nov04
- A meeting of Dy. Director & EO was held at Nagpur in Dec04
- Regarding the planning for 05-06 of NPEGEL Programme at training was held at Aurangabad MIEPA Dec04
- A visit was organized on 10-14th Jan 2005
- All appointments of 'Sahayogini' are completed except Nandurbar & Gadchiroli
- Advertisements are given in papers for the appointment of Gender co-ordinator
- Model cluster construction sanctioned in 2003-04 will be completed by March 2005
- Process of construction of model cluster sanctioned in 2004-05 is started

STATUS OF NPEGEL PROGRAMME IN MAHARASHTRA

Strategies & Interventions proposed for Jan 05-March 05 For Community Mobilization

- **Conducting of competitions like**
 - slogans,
 - posters making,
 - essay competition
- **Competitions for**
 - folk dance,
 - Drama on a lady of a famous personality in educational field or social field.

Strategies & Interventions proposed for 2005-2006 School at your doorstep

- **Girls who are engaged in occupational work like farming, pot making, weaving etc. will be covered in this scheme.**

- **Educated MTA members or Volunteers will be persuaded**
 - **To attend girl at her doorstep,**
 - **Teach her & complete her syllabus up to 8th std. with proper arrangement for exams**
 - **Volunteers to carryout this job will be appointed by VEC**
 - **Support from VEC & MTA to identify, enroll, arrange for alternative schooling and Supervision**

Strategies & Interventions proposed for 2005-2006

- **Follow up of model cluster construction.**
- **Meeting of VEC, MTA / PTA regularly**
- **Girls training programme for health & hygiene.**
- **VEC & MTA meets for selection of vocational courses.**
- **Introducing short term courses like**
 - **Painting,**
 - **Tailoring,**
 - **Gardening,**
 - **Pot making,**
 - **Food preservation,**
 - **Cooking, etc.**
- **Counseling for out of school girls to encourage them to come back to school.**

Norms for various Interventions of NPEGEL

S.No.	Activity	Proposed			Approved		
		Unit cost	Phy.	Fin.	Unit cost	Phy.	Fin.
NPEGEL (For Selected Blocks (EBBs) or selected Notified Slums Only)							
1	Model Cluster Schools - Civil Works (One Time Grant - Non-recurring)	2.00	148	296.00	2.00	148	296.00
2	Model Cluster Schools - Non-recurring Expenditure. (One Time Grant - Non-recurring)	0.30	149	44.70	0.30	149	44.70
3	Recurring Grant to Model Cluster School, limited to Rs. 20,000/- per cluster.	0.20	148	29.60	0.20	148	29.60
4	Awards to Schools / Teachers @ Rs. 5,000/- (in kind) per cluster. (Recurring grant)	0.05	174	8.70	0.05	174	8.70
5	Student Evaluation, Remedial Teaching, Bridge Courses, and AS activities @ Rs. 20,000/- per Cluster (Recurring grant)	0.10	262	24.32	0.10	268	24.32
6	Teacher Training Grant @ Rs. 4,000/- per cluster. (Recurring grant)	0.04	402	14.42	0.04	350	14.00
7	Child Care Centers, Grant @ Rs. 6,000/- per centre (Two centers per Cluster), (Recurring grant)	0.06	543	32.58	0.06	543	32.58
8	Additional Incentives in the form of Uniforms, Stationary, Slate, Work Books, Escorts etc. @ Rs. 80/- per girl child. (From SSA Free Text Book Intervention)	0.0008	645056	509.95	0.0008	645056	516.05
9	General Health Check Up and Follow Up of Girl Children (in synergy with the Department of Health)						
10	Mid-day Meal Scheme for Girls (in synergy with the Dept. of EE&L)						
11	Community Mobilization @ Rs. 35,000/- per Cluster	0.35	333	116.45		319	45.07
Grand Total including					1076.72		1011.02

Summary of NPEGEL (2004-05)

District Name	Proposed for 2004-05	Approved for 2004-05	Spill over	Total
Nandurbar	108.66	104.64	6.90	111.54
Gadchiroli	19.56	18.81	10.66	29.47
Nanded	56.12	55.52	69.71	125.23
Hingoli	20.46	16.82	31.33	48.15
Parbhani	88.38	87.78	40.57	128.35
Jalna	215.14	197.29	7.85	205.14
Nashik	119.70	105.45	33.75	139.20
Thane	257.90	247.10	87.42	334.52
Beed	31.46	27.46	47.93	75.39
Kolhapur	8.57	6.83	21.59	28.42
Mumbai	53.09	52.19	0.00	52.19
Amravati	50.66	50.66	9.57	60.23
Nagpur	27.67	27.52	0.00	27.52
Jalgaon	4.94	4.79	4.62	9.41
Aurangabad	1.26	1.01	2.31	3.32
Pune	13.13	7.13	7.08	14.21



MAHARASHTRA PRATHAMIK SHIKSHAN PARISHAD

WELCOME



BLOCK RESOURCE CENTRE
CLUSTER RESOURCE CENTRE



WORKING OF BRC

➔ The role and the nature working of BRC is to conduct various activities as well as quality based programme in the blocks specially the following activities are implementing at BRC level.

- 1) Teachers' Training
- 2) Orientation programme for Cluster Head
- 3) Monthly meeting for review of progress
- 4) Presentation of model lesson
- 5) Development of SLM & TLM materials
- 6) Activity based exhibition
- 7) Meetings for Planning & Administration



GRANTS FOR BRC

The various grants under SSA are given for B.R.C. improvement are as follows :-

1) Furniture Grant	-	1,00,000
2) Contingency Grant	-	12,500
3) Provision for TA/DA	-	6,000
4) TLM Grant	-	5,000
5) Provision for Civil Works	-	6,00,000

B.R.C. Grant Distributed

State : Maharashtra

Expenditure upto 31 December, 2004

Sr. No.	Activityz	Unit	Commulative Progress from the beginning of the programme till the end of the previous year		Approval AWP&B including spillover		Total for this year till the end of the quarter	
			Phy	Fin	Phy	Fin	Phy	Fin
1	2	3	4	5	6	7	12	13
1	Block Resource Centre							
1.1	Salary of Resource Persons	No. of B.R.C.	20	4.61	1890	1701.00		8.53
1.2	Furniture Grant		1050	62.15	27	328.65		14.85
1.3	Contingency Grant		286	42.72	354	44.33		36.46
1.4	Meeting TA		286	21.32	354	21.24		18.94
	Sub Total			1642	424.80	2979	2112.92	

BLOCK RESOURCE GROUP



Block Education Officer



Resource Person Math's Subject



Resource Person Language Subject



Resource Person English Subject



Resource Person Social Science Subject



Resource Person Science Subject



Resource Person IED



Extension Officer Education.

FUNCTIONS OF BRG



Strengthening to CRC



Visit To Schools



Guidance to the teacher for weak student – remedial teaching



To take research in Block, Progress Observation of various grants given under SSA



Assistance to IED students



Guidance to community leaders



Gradation of schools.

DETAILS OF RESOURCE PERSONS AT BRC LEVEL

❖	Number of BRC	-	353
❖	Resource Persons Prim. 1 st To 4 th	-	134
❖	Resource Persons Ups. Prim. 5 th To 7 th	-	134
❖	Resource Persons EGS & AIE	-	138
❖	Resource Persons IED	-	138
❖	Resource Persons Gender	-	134

WORKING OF CRC

- For the effective implementation & Co-ordination clusters Resource centre works as a nodle agency of the school
- Cluster head is the coordinator of CRC.
- For the strengthening of school as well as teacher CRC works as a resource centre.
- On CRC Level the role of cluster head is very important for development of TLM, SLM & Model lesson.
- Gatt-sammelan is the media of training discussion & various orientation Programme for teacher on CRC level.

C.R.C. Grant Distributed

State : Maharashtra

Expenditure upto 31 December, 2004











Sr. No.	Activity	Unit	Commulative Progress from the beginning of the programme till the end of the previous year		Approval AWP&B including spillover		Total for this year till the end of the quarter	
			Phy	Fin	Phy	Fin	Phy	Fin
1	2	3	4	5	6	7	8	9
1	Block Resource Centre	No. of CRC						
1.1	Salary of Resource Persons		63	1.35	499	449.10		12.85
1.2	Furniture Grant		1050	62.15	305	487.89		26.06
1.3	Contingency Grant		4100	128.47	5901	147.63		129.05
1.4	Meeting TA		4229	124.80	5901	141.59		94.58
	Sub Total		13671	368.99	18507	1285.22		302.09

GRANTS FOR CRC






The various grants under SSA are given for school improvement are as follows :-

1) Furniture Grant	-	10,000
2) Contingency Grant	-	2,500
3) Provision for TA/DA	-	2,400
4) TLM Grant	-	1,000
5) Provision for Civil Works	-	2,00,000











OBJECTIVES OF CRC

-  Quality Education
-  Detailed Study Of Text Books & Curriculum
-  Motivation To The Teachers
-  Community Participation
-  Child Centered Education
-  Discussion Various Subjects Hard Spot
-  Language Laboratory
-  Math's Laboratory
-  Science Laboratory
-  Geet Manch

CLUSTER RESOURCES GROUP

-  Cluster Head.
-  Retired Teacher
-  NGO Member
-  Teacher From Secondary School
-  Member of MTA/PTA

FUNCTIONS OF CRG

-  Monitoring Of SSA Intervention
-  Visit To Gat Sammelan
-  Survey
-  Quality Education
-  Visit To School & Guidance
-  Use Of Various Grants To School
-  Participation In Construction Work
-  Training Of Community Leaders
-  Guidance To Vec
-  Assistance To Disabled Children.

CRC in Municipal Corporation

❖	Sanction Post	-	265
❖	Filled Post	-	244
❖	Vacant Post	-	21

DETAILS OF CRCc

❖	Sanction Posts	-	5901
❖	Filled Posts	-	5527
❖	Vacant Posts	-	374

SCHOOL GRANT
TEACHER GRANT
TEACHING LEARNING
EQUIPMENT GRANT

Objectives:

- **To provide qualitative education for the children in the age group 6-14 yrs.**
- **To make teaching learning process effective**
- **To give economic support to schools & teachers**

SCHOOL GRANT

Rs 2000 are given to:

- Zilla Parishad Primary & Upper primary schools
- Municipal corporation Primary & Upper primary schools
- Government schools
- Government aided private Primary & Upper primary schools

Utilization of School grant:

Grant given to VEC for procuring educational material -

- **To replace or repair old & outdated educational materials**
- The material is to be purchased on priority like;
 - Utensils for Cooking Mid Day Meal
 - Fire Extinguishers
 - English Books for Supplementary reading
- **Teaching Material for various subjects like-**
 - a) Physical education
 - b) Science
 - c) Mathematics etc.

SCHOOL GRANT

PROVISION DURING 2004-05

In the AWP & B of state, Rs.1961.80 lakhs are approved & released to the districts as per their sanctioned AWP & B

The progress & present position of school grant distribution up to Dec 2004 is as follows

No	Head of expenditure	Phy. target	Approved grant	No of school	Grant released
1	School grant	98,090	1961.80 lakhs	95800	1916.00 lakhs

Division wise School Grant Distribution :

Consolidation
School Grant (2004-05)

Sr.No.	District /M.Corp.	Phy Target	Sanctioned Grant (2004-05)	Target Achieved	Grant distributed (as per Rs.2000/-)
1	2	3	4	5	6
1	Nahsik Division	11525	230.50	11523	230.46
2	Pune Division	13081	261.62	13076	261.52
3	Aurangabad Division	11538	230.76	11480	229.60
4	Kolhapur Division	16640	332.80	16635	332.70
5	Amravati Division	11362	227.24	10078	201.56
6	Nagpur Division	10805	216.10	10285	205.70
7	Latur Division	10151	203.02	10150	203.00
8	Mumbai Division	12988	259.76	12573	251.46
	Total	98090	1961.80	95800	1916.00

TEACHER GRANT

Rs 500 are given to the teachers of

- Zilla Parishad Primary & Upper primary schools
- Municipal corporation Primary & Upper primary schools
- Government schools
- Government aided private Primary & Upper primary schools

Utilization of teacher grant:

- Grant is used to develop teaching-learning material
- Experts were called to Impart Training for preparing TLM
- Exhibitions of Competitive TLM material
- Workshops at Cluster Levels were organized to develop skills in
 - Origami,
 - Material from Pulp,
 - Use of Waste Material and
 - Clay modelling

TEACHER GRANT

PROVISION DURING 2004-05

In the AWP & B of state, Rs.2103.32 lakhs are approved & released to the districts as per their sanctioned AWP & B

The progress & present position of teacher grant distribution up to Dec 2004 is as follows

No	Head of expenditure	Phy. target	Approved grant	No of teachers	Grant released
1	Teacher grant	4,20,634	2103.32 lakhs	3,58,286	1791.43 lakhs

Division wise Teacher Grant Distribution :

Teacher Grant (2004-05)					
Sr.No.	District/M.Corp.	Physical Target	Sanctioned Grant (2004-05)	Target Achi eved	Grant distributed (as per Rs.500/-)
1	2	3	4	5	6
1	Nahsik Division	51205	256.025	49897	249.485
2	Pune Division	60157	300.785	50267	251.335
3	Aurangabad Division	38642	193.210	33729	168.645
4	Kolhapur Division	59712	298.56	38464	192.320
5	Amravati Division	69914	349.57	56102	280.510
6	Nagpur Division	51413	257.065	50461	252.305
7	Latur Division	31676	158.38	31601	158.005
8	Mumbai Division	57915	289.726	47765	238.825
	Total	420634	2103.321	358286	1791.43

TEACHING-LEARNING EQUIPMENT(TLE) GRANT

- This grant is given to new primary, New upper primary schools & upper primary schools which are not covered under OBB
- One time grant during project period
- Rs.10000 given to New primary schools
- Rs. 50000 given to New upper primary schools
- Rs. 50000 given to Upper primary schools

TEACHING-LEARNING EQUIPMENT(TLE) GRANT

Utilization of TLE grant

This grant can be utilized to purchase

- **Computer**
- **Printer**
- **Modem**
- **LCD projector**
- **Furniture / Lab. Material**
- **Television**
- **CD player etc.**

TEACHING-LEARNING EQUIPMENT(TLE) GRANT

PROVISION DURING 2004-05

In the AWP & B of state, Rs.7787.56 lakhs are approved & released to the districts as per their sanctioned AWP & B

The progress & present position of TLE grant distribution up to Dec 2004 is as follows

No	Head of expenditure	Phy. target	Approved grant	No of schools	Grant released
1	TLE grant	5929	7787.56 lakhs	599	299.50 lakhs



MAHARASHTRA PRATHAMIK SHIKSHAN PARISHAD

WELCOME



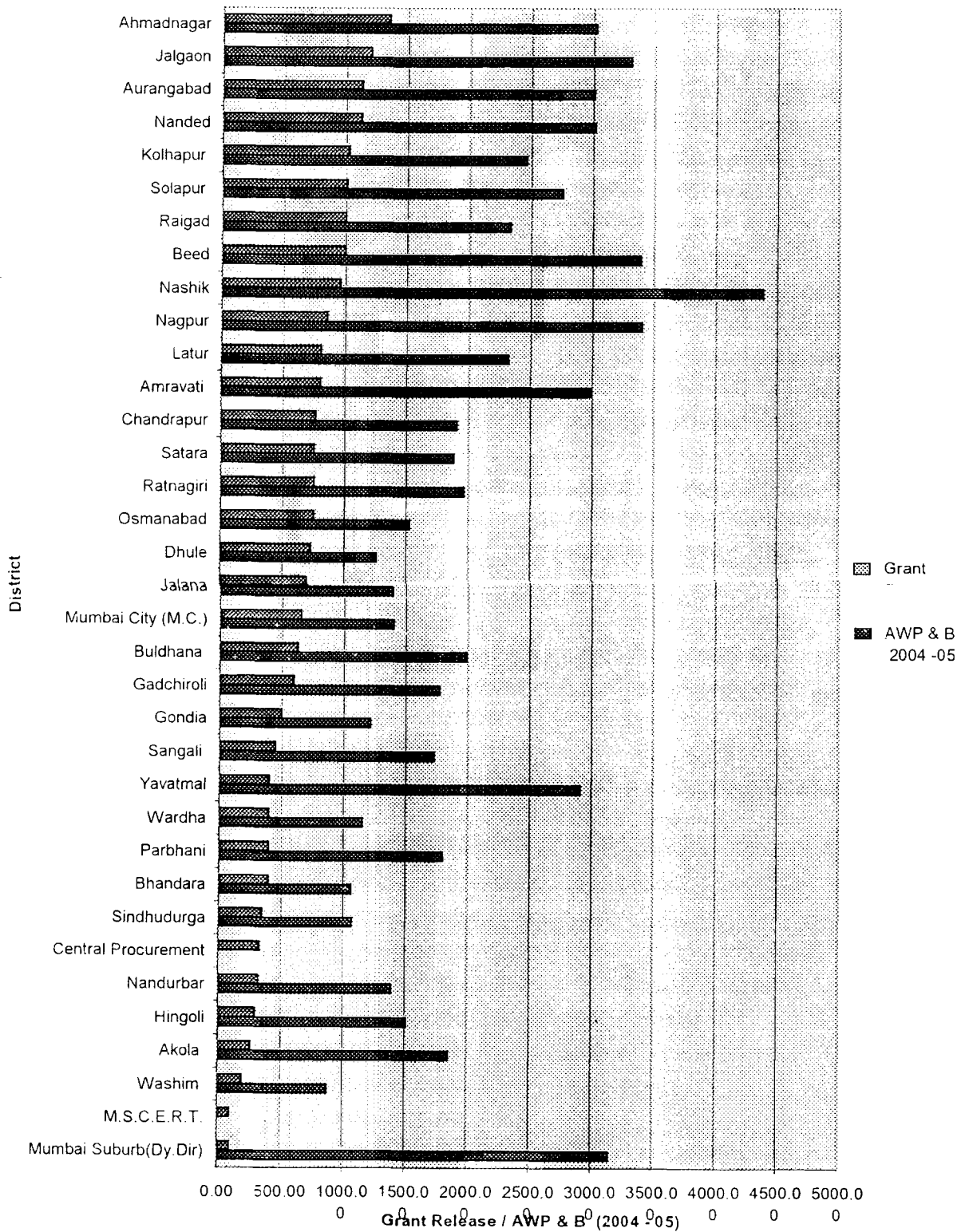
FINANCIAL STATUS (2004-05)



-  SSA At a Glance
-  Position of Grants
-  Financial Monitoring Report (FMR)
-  Rate of Expenditure (District Wise)
-  Procedures of Audit
-  Staffing Pattern & vacancies



Position of Grants



Maharashtra Prathamik Shikshan Parishad, Mumbai.					
Provision and Released of State share 2003-04 & 2004-05					
31/12/2004	Rs. In lakhs				
SARVA SHIKSHA ABHIYAN MAHARASHTRA	2001-02	2002-03	2003-04	2004-05 (Till Date)	Total
Sanctioned plan	10448.92	43121.87	75700.00	85602.18	
Funds Received to Parishad					
By. Govt. of India	Nil	15389.94	20526.67	20489.79	56406.40
By. Govt. of Maharashtra	Nil	1989.72	8963.45	7849.00	18802.17
Total.....	Nil	17379.66	29490.12	28338.79	75208.57
Expenditure Incurred	Nil	9671.41	33363.91	20899.07	63934.39
% of Expenditure to the Funds released to State Office	Nil	55.65	113.14	73.75	85.01
% of Expenditure to PAB Approval		22.43	44.07	24.41	
Funds released to Districts	Nil	12621.65	33298.05	27880.25	72049.95
Funds yet to be Distributed		4758.01	-3807.93	458.54	1408.62
Note 1. Rs.44201.64 lakhs from GOI and 2. Rs13551.55 lakhs from GOM is yet to be received >					

Procedures of Audit		
I. Statutory Audit	Deadlines	Action taken
Action to be taken		
1 EC's approval for engagement of auditors	Between Jan and March of every year	Approved in 36th EC Meeting held on 10th Sep. 2004
2 engaging auditing firm	By April of every year at the outset	Up to 15th Aug. 2004
3 Progress on audit work	By June of every year	Audit Completed of all district by 15 th of Nov. 2004
4 Submission of audit report to SPO	Desirable by September every year	Received Compiled and Audited Accounts on 30 th Nov. 2004
5 Approval of Annual Report and audited accounts	Desirable by November of every year	Adopted by 37th EC meeting as on held on 24.12.2004
6 Dispatch date of GoI	1st December of every year	Audit Report for 2003-04 submitted to MHRD, New Delhi as per this office letter No. MPSP-SSA Dyd (F & A) / 2004-05 / 4341 dt. 16.12.2004
II. Internal Audit		
1 EC's approval for engagement of auditors	Between Jan and March of every year	Approved in 36th EC Meeting held on 10th Sep. 2004
2 Engaging auditing firm	By April of every year at the outset	Up to 15th Aug. 2004
3 Progress on audit work	By June of every year	CA has been Completed 14 District & 2 M.C. (2 quarter) upto 30.9.2004 remaining internal audit of District/M.C. is in progress.

Position of Staff for Financial Management

State Level				District Level			
Name of Post	Posts sanctioned	Post Filled	Post Vacant	Name of Post	Posts sanctioned	Post Filled	Post Vacant
Dy. Director(F&A)	1	1	0	Account Officer	33	31	2
Accounts Officer & Audit Officer	1	1	0	Data Entry Operator	66	57	9
Asst.-Accounts/Audit Officer	4	4	0	Sr. Accountant	33	24	9
Jr. Accounts Officer	3	3	0	Sr. A/c clerk cum Cashier	59	25	34
Asstt. Director (F&A)	1	0	1	Sr. Accounts Clerk	353	166	187
Total	10	9	1	Total	544	303	241

STATE : MAHARASHTRA

FMR - 1

For the period ending 31st Dec , 2004

(Rs. in Lakh)

Year	Expenditure during the year	GOI share released	State Share released
2001-02	Nil	Nil	Nil
2002-03	9671.41	15389.94	1989.72
2003-04	33363.91	20381.00	8963.45
2004-05	20732.53	20000.00	7849.00

FMR - 2

SARVA SHIKSHAN ABHIYAN
Summary Budget Analysis (Entire Program)
 For period ending 31st Dec , 2004

Name of State	AWP&B including Spillover	Opening Balance	Releases by GOI (Incl. external)	Releases by State	Reported Expenditure	Estimated AWP&B for next Financial Year
2001-2002	10448.92	0	0	0	0	0
2002-2003	43121.87	0	15389.94	1989.72	9671.41	
2003-2004	75700.00	7708.25	20526.67	8963.45	33363.91	
2004-2005	84209.88	3688.79	20000.00	28664.57	20732.53	
Total		11397.04	55916.61	39617.74	63767.85	

For the Financial Year 2004-05

Maharashtra 2004-2005						
SSA	84209.88	3688.79	20000.00	7637.18	20669.68	
NPEGEL	1392.30	147.67	489.79	211.82	62.85	
Total	85602.18	3836.46	20489.79	7849.00	20732.53	

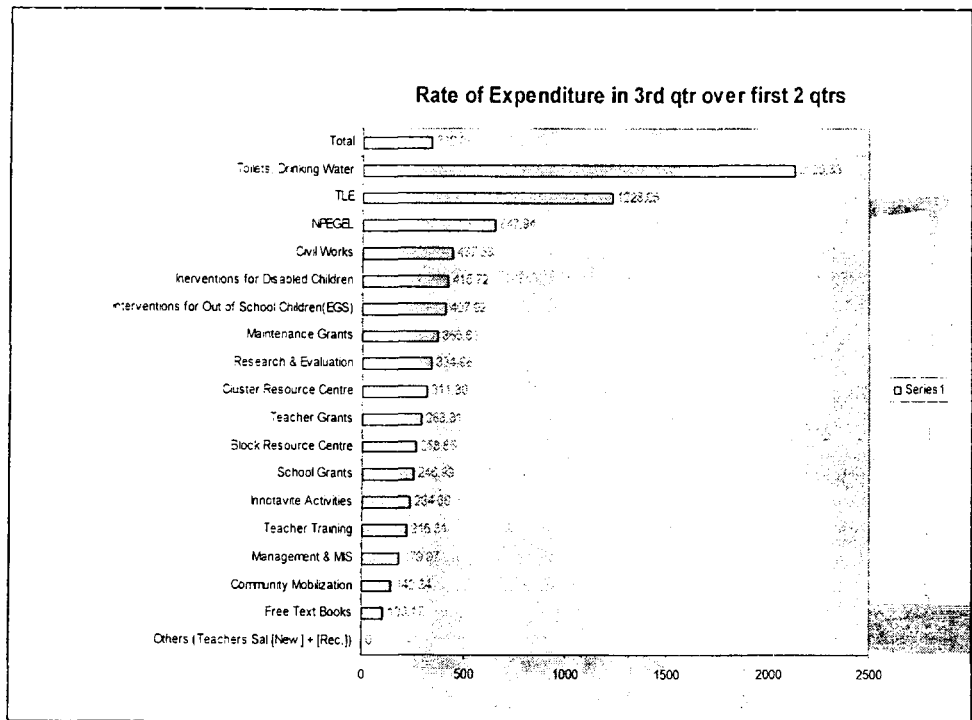
FMR - 3

SARVA SHIKSHAN ABHIYAN
Expenditure Report Summary (Entire Programme)
 For period ending 31st Dec , 2004

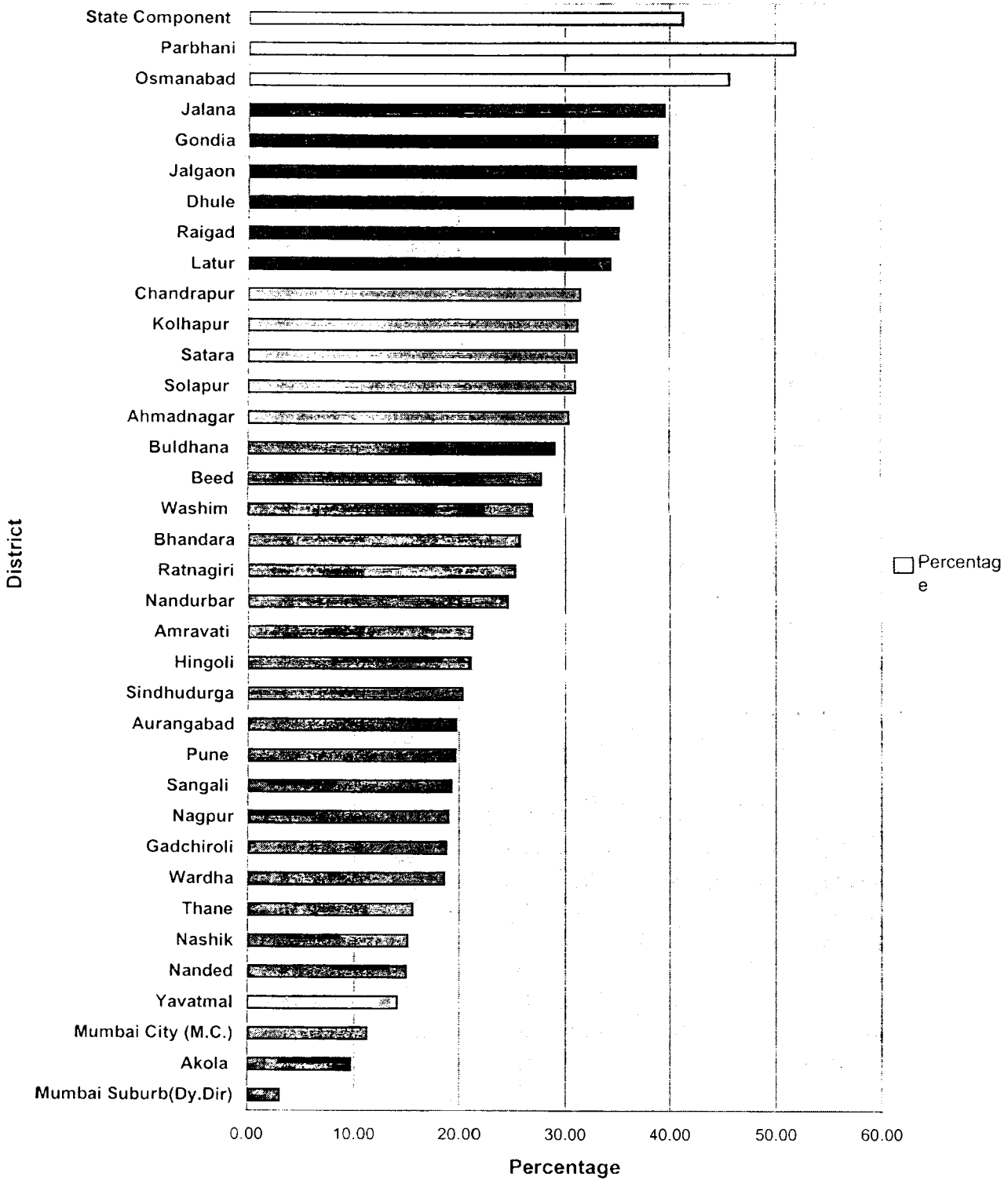
Name of State	Opening Balance for the year	Releases for the half year	Releases for the Financial year till date	Expenditure for the half year	Expenditure for the Financial year till date
Maharashtra					
2004-2005	3688.79	20489.79	7849.00	6228.21	20732.53

For period ending 31st, Dec 2004

Expenditure by Activity		AWP&B 2004-05	Half Year Ended	Financial Year till date
1	New Primary School			
2	New Upper Primary School			
3	Block Resource Centre	2112.92	35.04	90.70
4	Cluster Resource Centre	1285.22	95.18	296.30
5	Civil Works	29923.97	2254.50	9864.16
6	Toilets, Drinking Water	2043.44	6.41	136.49
7	Interventions for Out of School Children(EGS)	5452.85	252.33	1029.31
8	Free Text Books	7427.70	320.89	321.45
9	Innotavite Activities	1663.00	12.52	29.38
10	Inerventions for Disabled Children	4601.00	80.64	335.24
11	Interventions for Girls children	0.00		0.00
12	Maintenance Grants	3876.80	635.14	2322.26
13	Management & MIS	3943.94	537.09	966.60
14	Research & Evaluation	1431.48	74.21	248.59
15	School Grants	1961.80	775.73	1916.00
16	Teacher Grants	2103.32	621.35	1791.43
17	TLE	7787.56	24.42	299.89
18	Teacher Training	7246.42	432.69	935.95
19	Community Mobilization	193.49	60.37	85.93
20	SIEMAT	0.00	0.00	0.00
21	State Component	0.00	0.00	0.00
22	NPEGEL	1392.30	9.70	62.85
23	Others (Teachers Sal.[New] + [Rec.])	1154.97	0.00	
Total		85602.18	6228.21	20732.53



Rate of Expenditure (2004 - 05)





Thank You

**SCHEDULE OF PROGRAMME
FIRST JOINT REVIEW MISSION
'SARVA SHIKSHA ABHIYAN' -
MAHARASHTRA STATE
(26th January,2005 to 3rd February,2005)**

Date	Time	Particulars
26.01.2005	6.55 p.m.	Arrival of JRM Team Member Dr. Pramila Menon, at Air Port by IC-863 (18.55 Hrs.) & Shri Parimal Bardhan by Jet-9W334 (18.35 hrs.)
	6.55 p.m. to 8.00 p.m.	Air Port to Hotel Ritz journey
	8.30 p.m. to 9.30 p.m.	Dinner & halt at Hotel Ritz
27.01.2005	8.30 a.m. to 9.30 a.m.	Breakfast at Hotel Ritz
	9.45 a.m. to 10.00 a.m.	Journey from Hotel Ritz to MPSP
	10.00 a.m.	Arrival at MPSP
	10.00 a.m. to 10.30 a.m.	Tea with State Project Director
	10.30 a.m. to 11.15 a.m.	Observation regarding Teaching Aids Exhibition at Balbhavan Mumbai
	11.15 a.m. to 11.45 a.m.	Presentation on, <ul style="list-style-type: none"> • Educational Management Information System (EMIS) by Shri.Girgaonkar, Dy. Director (Computer), MPSP, Mumbai
	11.45 a.m. to 12.00 noon	<ul style="list-style-type: none"> • Tea Break
	12.00 p.m. to 12.30 p.m.	<ul style="list-style-type: none"> • Planning Process and MIEPA Activity by Shri.S. M. Khan, Consultant, MIEPA, Aurangabad
	12.30 p.m. to 1.00 p.m.	<ul style="list-style-type: none"> • Out-of-school children by Shri Chikalge, Asst. Director, MPSP, Mumbai

Date	Time	Particulars
27.01.2005 Contd..	1.00 p.m. to 1.30 p.m.	• Inclusive Education for Disabled by Shri.Kakde, Consultant. MPSP, Mumbai
	1.30 p.m. to 2.30 p.m.	• Lunch
	2.30 p.m. to 3.00 p.m.	• Civil Works by Shri Bendale, Dy. Engineer, MPSP, Mumbai
	3.00 p.m. to 3.30 p.m.	• National Programme of Education for Girls at Elelemtary Level by Smt. Savita Joshi, Programme Officer, MPSP. Mumbai
	3.30 p.m. to 4.00 p.m.	• Presentation on SSA Programme of Mumbai Region by Mrs S S Kakan Dy Director, Mumbai
	4.00 p.m. to 4.15 p.m.	• Tea Break
	4.15 p.m. to 4.45 p.m.	• BRC & CRC by Shri Deore, Programme Officer, MPSP, Mumbai
	4.45 p.m. to 5.15 p.m.	• Teacher Grant & School Grant by Shri.Vichwe, Programme Officer, MPSP, Mumbai
	5.15 p.m. to 5.45 p.m.	• Finance & Expenditure by Shri Vyawahare, Dy. Director (F&A), MPSP, Mumbai
	5.45 p.m. to 6.00 p.m.	• Back to hotel Ritz, Mumbai
	8.00 p.m.	Dinner & halt in Mumbai

Date	Time	Particulars
28.01.2005	8.00 a.m.	• Breakfast at Ritz Hotel
	10.00 a.m. to 10.15 a.m.	• Journey from Ritz to MPSP
	10.15 a.m. to 10.30 a.m.	• Tea with State Project Director
	10.30 a.m. to 11.00 a.m.	Presentation on Implementation of Programme at Regional Level and District Level of, • Nashik Region by Dy. Director of Education Nashik
	11.00 a.m. to 11.30 a.m.	Pune Region by Dy. Director of Education Pune
	11.30 a.m. to 12.00 noon	• Aurangabad Region by Dy. Director of Education A'bad
	12.00 to 12.15	• Tea Break
	12.15 p.m. to 12.45 p.m.	Latur Region by Dy. Director of Education, Latur
	12.45 p.m. to 1.15 p.m.	• Amravati Region by Dy. Director of Education, Amravati
	1.15 p.m. to 1.45 p.m.	• Kolhapur Region by Dy. Director of Education, Kolhapur
	1.45 p.m. to 2.45 p.m.	• Lunch
	2.45 p.m.	• Departure to Pune
	6.00 p.m.	• Pune Arrival at Sagar Plaza.
	8.30 p.m. to 9.30 p.m.	• Dinner & Halt Liaison Officer Shri Mohore, Dy Education Officer , Z.P. , Pune

Date	Time	Particulars
01.02.2005	8.30 a.m. to 9.00 a.m.	Breakfast at Circuit House, Ratnagiri
	9.00 a.m. to 9.30 a.m.	Journey to Nirul
	9.30 a.m. to 10.30 a.m.	Visit to Central Primary School Nirul No. 1
	10.30 a.m. to 11.00 a.m.	Journey from Nirul to Devadhe
	11.00 a.m. to 12.00 noon	Visit to school in Devadhe
	12.00 noon to 12.15	Visit to Lanja
	12.15 p.m. to 1.00 p.m.	Visit to Schools in Lanja
	1.00 p.m. to 2.00 p.m.	Lunch at Lanja Circuit House
	2.00 p.m. to 2.15 p.m.	Journey from Lanja to Kondye
	2.15 p.m. to 2.30 p.m.	Observation of building construction work (Four rooms) in Lanja
	2.30 p.m. to 3.00 p.m.	Journey from Kondye to Oni
	3.00 p.m. to 4.00 p.m.	Visit to Oni Central Primary School No. 1
	4.00 p.m. to 4.30 p.m.	Journey from Oni to Bhu
	4.30 p.m. to 5.00 p.m.	Visit to Primary school in Bhu No.1
	5.00 p.m. to 6.00 p.m.	Journey from Bhu to Ratnagiri & halt
8.00 p.m. to 9.00 p.m.	Dinner & Halt at Ratnagiri Circuit House	
02.02.2005	8.30 a.m.	• Breakfast at Ratnagiri Circuit House
	9.00 a.m.	
	9.00 a.m.	• Departure from Ratnagiri to Mumbai

Date	Time	Particulars
02.02.2005	11.00 a.m. to 11.15 a.m.	• Tea at Chiplun
	11.15 a.m.	• Departure from Chiplun to Mumbai
	1.00 p.m. to 2.00 p.m.	• Lunch at Mahad
	2.00 p.m.	• Departure from Mahad
	4.00 p.m. to 4.30 p.m.	• Tea at Panvel
	4.30 p.m.	• Departure from Panvel
	6.00 p.m.	• Arrival in Mumbai
	8.30 p.m. to 9.30 p.m.	• Dinner & halt at Hotel Ritz , Mumbai
03.02.05	8.30 a.m. to 9.30 a.m.	• Breakfast at Hotel Ritz
	9.30 a.m. to 9.45 a.m.	• Journey from Hotel Ritz to MPSP
	9.45 a.m.	• Tea with State Project Director
	9.45 a.m. to 1.30 p.m.	• Wrap-up in MPSP, Mumbai
	1.30 p.m. to 2.30 p.m.	• Lunch
	2.30 p.m. to 4.30 p.m.	• Wrap-up in MPSP, Mumbai
	4.30 p.m.	• Journey from MPSP to Air Port
	6.00 p.m.	• Travel by Indian Airlines Flight by IC-168

NUEPA DC



D13828

