

**DISTRICT PRIMARY EDUCATION PROGRAMME
(D P E P)**

**UNIVERSALISATION OF PRIMARY EDUCATION
1994 - 2001**

**D I S T R I C T - T I K A M - G A R H
MADHYA PRADESH**

LIBRARY & DOCUMENTATION CENTRE

National Institute of Educational
Planning and Administration.

17-B, Sri Aurobindo Marg,

New Delhi-110016 D-8047

COC, No

Date 22-04-94 .

C O N T E N T S

	<u>Page No.</u>
1. Forward	i
2. Preamble	ii
3. Districts at a Glance	iii
 <u>C H A P T E R</u>	
	<u>PAGE NO.</u>
1. An Introduction to the District	1 - 17
2. UPE Present Status and the task ahead	18 - 69-A
3. Goals and Targets	69-B - 72
4. Strategy	73 - 86
5. Programme and non-financial interventions	87 - 106
6. Costs and Funding.	107 - 139
7. Monitoring, Evaluation & review	140 - 147
8. Project risks	148 - 153
 <u>A P P E N D I X</u>	
1. Process of Plan preparation.	156 - 172
2. <u>District Basic Data</u>	173 - 197
Tab. 1.1 Demographic Data	173 - 175
Tab. 1.2 Administrative Data	176 - 177
Tab. 1.3.1 No.of Schools (Ref.date 30.09.1993)	178 - 179
Tab. 1.3.2 No.of NFE Centres (Ref.Date 30.09.1993)	180 -
Tab. 1.3.3 No.of Habitations having neither a Primary nor an NFE Centre within 1 Km.)	180 -
Tab. 1.3.4 Enrolment, GER, RR, and out of School Children at Primary Stage.	181 -
Tab. 1.3.5 Trend of GER and RR over 1988-93.	182 - 183
Tab. 1.3.6 Primary Teacher Data.	184 -
Tab. 1.3.7 Availability of Buildings (as on 01.04.1993)	185 - 186

Contd.....

Tab. 1.3.8	Estimated size of the District Plan target.	187	-	
	(A) Group Children in 6-11 age group.	187	-	
	(B) Target group children in 11-14 age group.	188	-	
	(C) Total children in Target Group (6-14 years).	189	-	
Tab. 1.4	<u>Blockwise Educational Data</u>			
Tab.1.4.1	Blockwise position of coverage of various programme.	190	-	191
Tab.1.4.2	Blockwise position of GAR,GER RR and out of school children.	192	-	193
Tab. 1.5	Coverage of Incentives Programmes in 1992-93.	194	-	
Tab. 1.6	Broad proposals for Rationalisation.	195	-	
3.	<u>Maps & Graphs</u>	196	-	201
Map	(i) Madhya Pradesh			
	(ii) Tikamgarh District & Block			
Graphs	(i) Literacy in Tikamgarh District			
	(ii) Primary school in Tikamgarh District			
	(iii) Primary school and Teachers in Tikamgarh District.			
	(iv) No. of Children of 6-11 age group. Enrolled and to be enrolled in Tikamgarh District.			
4.	<u>Abbreviations</u>	202	-	203

FOREWARD

Right from Independence, we have tried to achieve the goal of Universalisation of Primary Education and functional literacy to our society with our resolute efforts, we have moved forward in this direction but the goal still remains illusive.

The universalisation of Primary Education Programme going to be started in Tikamgarh District will be a landmark in the field of Primary Education and our long cherished desired to impart quality education to all our children in the age group 6-11, will be fulfilled.

I am thankful to the Heads of the District Officers of various Departments working in Tikamgarh and at Block Head Quarters, the community representatives, women activists and social workers for their full co-operation and valuable suggestions in preparing the D.P.E. programme.

I am particularly grateful to Prof. R.P. Singh, Field Advisor, NCERT, Bhopal alongwith Mr. M.P. SHUKLA, Dy. Director Education Tikamgarh, Cum-Secretary, D.P.E.B. Mr. P.S. Shrivastava, Vice Principal, D.I.E.T. Kundeshwar Tikamgarh and Mr. S.C. Jain, Asstt. Director, N.F.E. for taking the brunt of the work and for completing the assigned task, realising its urgency with lot of clarity and precision.

Needless to say that I appreciate the associations the associations of the Drafting and Translating group including Mr. B.K. Tiwari, Principal Mr. Guru Bachan Singh, Mr. N.D. Soni, Mr. D.P. Khare, N.K. Khare, Associated with Shri H.V. Awasthi, A.D.I.S and Mr. A.M. Khan, Project Officer N.F.E. who deserve commendation for their valuable contribution.

And yet, there could be room for further improvement in the Plan, I would appreciate if the respected Teacher Community, Educational experts, parents and other contributing agencies provide frank feedback.

...2/-

/2/

The work is the outcome of a cooperative academic venture. Over all, I express my deep sense of gratitude. I acknowledge with appreciation the arduous work put in by all the contributing participants.

TIKAMGARH(M.P.)

DATED :-

28/01/94

(K.K.SINGH)

COLLECTOR CUM CHAIR-PERSON

D.P.E.P.- TIKAMGARH (M.P.)

P R E A M B L E

Education plays a vital role in the development of human potential and to meet the challenges of the changing time. Since independence significant developments have taken place in the education system of our country, yet we have to go a long-way with special reference to Primary Education, both in quality and quantity.

Though education is a life long process but early childhood learning plays a vital role in building a foundation for intellectual, cognitive and social development. During this period of childhood an exposure to positive nurturing and cultural specific stimulus is necessary for a Progressive and better future life leading to become a good citizen of the country.

The Child of today is the builder of India of tomorrow. It is only through well designed and effectively implemented Primary Educational Programme, by which the Child could be equipped to realise his inner potential and to contribute meaningfully to nation-building.

Ours is a vast country having a multilingual socially stratified society with a hierarchical caste system in which rural, remote society, specially Scheduled Caste and Schedule Tribe(S.C./S.T.) and women suffer social and economic discrimination resulting in educational deprivation. In spite of a long tradition of organised educational system in our country and various efforts made in the post independence period with a huge financial outlays in various five-year plans, a large section of the society still remains deprived of the main stream of education. In order to achieve the goal of universalisation of education, these sections of the society deserve special attention.

The targets need to be spelt-out not only in terms of participation but also in terms of quality and outcome. It should be our endeavour to bring about a substantial quantitative as well as qualitative improvement in Primary Education through improved infrastructure, Teachers-training and effective teaching-aids. This will include the Teacher's Orientation Programme (Teacher's Empowerment) in order to be ensured that minimum levels of learning (As envisaged under T.L.C. Programme) are laid-down with reference to the conclusion of Primary and Upper Primary stages and an appropriate evaluation system created to ensure achievement at least of the prescribed levels of learning.

Of-course, the roles of N.F.E.Centres in achieving the goals, can not be ruled-out and to be taken in to account while planning.

To meet these challenges an ambitious but practicable plan has now been taken up with a workable financial outlay in the district for achieving the goal of universalisation of education i.e.UNIVERSAL ACCESS, UNIVERSAL PARTICIPATION AND UNIVERSAL ACHIEVEMENT.

The programme (D.P.E.P.) is now being planned for the district, specifically designed, keeping in view the educational needs and problems of the district. Specific factors responsible for dys-functionality of the systems have been given a serious thought and attempts are being made to minimise them, if not totally removed.

To make the system mobile and functional, the schools are being made a society in miniature & so community involvement would now be made more participative for making the system work. The main strategy would now be to maintain a balance between supply-side and Demand-side, making both the sides equally important. Now the funds, thereof, would be provided directly to the district unit which in turn enjoy full autonomy in regard to its utilisation.

The gender education, the education for the dis-advantaged groups and the education of have-notes, have been given due consideration and priority, while planning the D.P.E.P.

All the concerned departments in particular and N.G.O.'S. women activists and the community at large would be involved in this mission to forge a strong alliance to nurture the plan to assume the proportion of movement.

(M.P.SHUKLA)
Secretary
D.P.E.P.

(K.K.SINGH)
I.A.S.
CHAIRPERSON
D.P.E.P.

DISTRICT TIKAMGARH

AT A GLANCE

1.	Area in Sq.Km.	5048
2.	Population (1991 Sensus in lakhs)	
	Persons	940829
	Male	502822 53.44%
	Female	438007 46.56%
	Rural	781815 83.00%
	Urban	159014 17.00%
	S.C.	214064 22.74%
	S.T.	38850 04.12%
3.	Litracy	
	Persons	259666 27.59%
	Male	190800 37.94%
	Female	68866 15.72%
4.	Administrative Units	
	Sub Divisions	03
	Tehsils	05
	Blocks	06
5.	Population Density Km ²	186
6.	Sex ratio	871
7.	No.of Towns	12
8.	No.of Villages	
	In habited	852
	Un-inhabited	121
9.	No.ofMunicipalities	12
10.	No.of Habitation(As per School Mapping)	1695

11.	No.of Panchayats	392
12.	No.of ICDS Projets	03
13.	No.of Colleges	00
14.	No.of Higher Sec.Schools	50
15.	No.of High Schools	58
16.	No.of Middle Schools	249
17.	No.of Primary Schools	1017
18.	No.of Jr.Pry.Schools	60
19.	No.of Pry.Non-Formar Centres	638
20.	No.of Middle Non Formar Centres	62
21.	No.of cluster resource centres	127
22.	No.of Angan wadies	438
23.	No.TLC	6 Blocks

C H A P T E R - I

AN INTRODUCTION TO THE DISTRICT

1.1 A BRIEF HISTORY:

The district Tikamgarh, formerly a princely state, was known as 'Orchha - State ' Orchha being its capital town. In 1783, the capital of the state was shifted from Orchha to Tehri being a safer place from outer invasion. The name of the capital town 'Tehri' was changed to 'Tikamgarh' on 1887, in the honour of 'Lord Krishna' as 'Tikam ' is one of the names of Lord Krishna.

On December 22, 1947, keeping in view the aspirations of the people of the state and the political developments in the country, the then ruler of the state, Veer Singh Ju Dev II, handed over the power of the state to the representatives of the public and, as such, it became a part of free India.

On April 23, 1948, the district was merged in Vindhya Pradesh, a newly formed 'C' state, comprising of eight districts. REWA was the capital of newly formed Vindhya Pradesh. Again in November 1956, as a result of reorganization of states, new Madhya Pradesh state came into

males and 4,38,007 females. The ratio of male and female is 1000: 871 in the district in comparison to 1000 : 933 in the state and 1000: 929 in the country. The socio-economic factor is mainly responsible for the low percentage of the female population. The female children do not get the proper care for health and nutrition resulting in a high mortality rate. Early marriage of female children is another major factor responsible for their high mortality rate. Statistics available reveal that the average age of girl's marriage is 14.3 years in the district. Most of the young mothers have the first child at a tender age of 15 years, second at an age of 17 years and third at an age of 19 years, leading to crude child birth and high infant mortality and also the high mortality rate of these young mothers.

The genetic sonography aiming at the termination of female pregnancy may again affect adversely the percentage of the female population in near future.

The population of SC/ST in the district is 2,14,064 (22.75%) and 38,850 (4.12%) respectively.

There are 19,430 children in the age group of 0-6 of which 10,133 are males and 9,297 females in the district.

1.4.2 POPULATION DENSITY:

As per 1991 Census, the population density of the district is 186 sq.km. while it is 149 Sq.km. in the state and 267 Sq.km. in the country. The district is predominantly rural, having 83% rural population and 17% urban population.

1.5 GEOGRAPHY:

1.5.1 PLANS AND BASINS:

The major land of the district is rocky consisting of the granite and igneous formation with a very small area of plane. The types of the soil are Kabar 15%, Mauta 10% , Padua 40% and raker 35%. The most of the land, as such, is of low fertility.

The district is divided into three main regions:-

1. Ur- Dhasan Basin.
2. Planes of central part
3. Betwa Basin.

The district grows cereals, millets, paddy and pulses. Now a tendency of growing crops like potatoes, sugar cane, soyabean has shown a great favour among the cultivators.

1.5.2 MOUNTAINS:

The total area of the district comes under the coverage of Vindhyaachal mountain. No major range of mountains exist in the district except some hillocks like Bada Pahad, Abdapeer Pahad etc. Granite rocks and Pyrophyllites are found in some area of the district.

1.6 RIVERS, LAKES AND TANKS:

There are three main rivers in the District namely, the Betwa, Dhasan and Jamni with some of their tributories like Sauda, Kuknai, Bergi, Saprar and Jamdar etc.

There are also some good lakes at Nadarwara, Madon agar, Baldeogarh, Baranakhas, Mahendra Sagar, Gork Kandar, Ahar-Ladwari & Birsagar. There is a dam named Rajendra Sagar Near Kundeshwar. These are the good source for fishry and are also now used for irrigation purposes.

1.7 **FOREST:**

The coverage of forest is 78.51 Sq.km. in the district. The forest is mostly of tropical, dry mixed deciduous type in which trees like Sagwon, Mahua, Aola, Achar, Bel, Ber, Pipal, Tendu, Bahera, Palash, Kardhai, Kher etc., are found.

1.8 **CLIMATE:**

The climate of the district is of extreme type. The months of May and June are very hot. The temperature may go upto 46° C. December and January are the coldest months and temperature may go down upto 5°C.

The average rain fall of the district is 95 Cm.

1.9 **DEMOGRAPHY:**

1.9.1 **COMPOSITION OF POPULATION:**

As per 1991 Census, 1,59, 014 persons are living in urban areas and 7,81,815 in rural areas.

The total population of schedule castes and scheduled tribes in the district is 2,14,064 and 38,850 respectively as such the percentage of s.C. population is 22.8% and that of S.T. is 4.1%. The Census of 1991 also recorded a population of 19,430 children in the age group of 0-6 years out of which 1,01,131 are males and 9,298 are females. Sex wise break up of the population is given in the following table:

TABLE 1.1

GENDER WISE RURAL/URBAN/SC/ST POPULATION

	<u>Population</u>		<u>SC</u>		<u>ST</u>	
	<u>RURAL</u>	<u>URBAN</u>	<u>RURAL</u>	<u>URBAN</u>	<u>RURAL</u>	<u>URBAN</u>
Male	418538	84284	-	-	-	-
Female	363277	74730	-	-	-	-
Total	781815	159014	182976	31088	35815	3035

1.9.2 POPULATION GROWTH TRENDS:

According to 1981 Census, the population of the district was 7,36,981. The Census of 1991 recorded the population as 9,40,829 persons showing a growth rate of 2.76%. The growth rate of the state is 2.675% and that of the country

is 2.356%. This shows a higher growth rate in the district. The factors responsible for the high growth rate in the district are as follows :-

1. The literacy percentage of the district is very low. The people do not adopt family planning methods although the health department and mass media do a lot to educate the rural population about the means and advantages of family planning.
2. Another notable factor hindering the family planning is lack of industrial development causing poverty in the district.
3. Cultivation is the main occupation in the district engaging 83% of the total work force. They need more hands to help them in their work. They are reluctant to adopt the measures of family planning. Table 1.2 shows the population growth trend.

TABLE 1.2

POPULATION GROWTH TREND

Total Population

<u>Year</u>	<u>District</u>	<u>State</u>	<u>country</u>
1981	7,36,981	4,15,92,385	-
1991	9,40,829	-	-
Growth Rate.	2.76		

1.10 TOWN AND VILLAGES:

There are 12 urban areas in the district. The population of Tikamgarh town is above 50,000. Four towns have population between 10 to 50 thousand and rest seven have population less than 10,000.

There are 973 villages in the district out of which 852 are inhabited and 121 are un-inhabited.

The Table cited below gives the town-wise break up of the population.

TABLE 1.3

POPULATION WISE TOWNS

(1)	Total towns	-	12
(2)	With population more than 50000	-	01
(3)	With population 10000- 50000	-	04
(4)	With population 5000 - 10000	-	07

1.11 LITERACY:

The 1991 Census recorded 2,59,666 persons literate which is 27.59% of the total population in the district. Gender-wise breakup is 1,90,800 (37.94%) males and 68,866 (15.27%) females.

The literacy percentage in urban areas is 54.14% among males and 33.48% among females. In rural areas; the literacy percentage is 34.68 among males and 12.07 among females. The literacy percentage among the SC/ST is very low and among the women it is much lower.

TABLE 1.4
GENDER WISE LITERACY IN RURAL & URBAN AREAS

Area	Gender	Population	No. of Literates	Literacy %
Rural	Male	418538	145164	34.68
	Female	363277	43848	12.07
	Total	781815	189012	24.18
Urban	Male	84284	45636	54.15
	Female	74730	25018	33.48
	Total	159014	70654	44.43
Overall		9,40,829	2,59,666	27.60

1.12 INFRASTRUCTURE:

1.12.1 IRRIGATION:

The main sources of irrigation in the district are wells, tube-wells, lakes, stop dams and dams. There has been a steady rise in the coverage of irrigation area during the last two decades but still it covers only 1,28,541 hectares of land which is only 52.6% of the net cultivated area of the district.

1.12.2 COMMUNICATION:

The district headquarter town Tikamgarh is well connected by tar-roads with all the surrounding towns of M.P. & U.P. Nearly 238 villages are linked by metalled roads and 505 villages are connected by fair weather roads. The total length of all weather road is 1121 Km. and that of fair weather-road is 207 Km. Tikamgarh is not connected by Railway. The only rail heads in the district are Niwari, Orchha and Teharka on the Jhansi Manikpur section of Central Railways.

1.12.3 DRINKING WATER:

All the 852 village of the district have been provided with safe drinking water facilities out of which 38 village have water pipe line facilities.

1.12.4 ELECTICITY:

The district has achieved the target of 100% electrification. The rural areas consumer 52.23% of the total power consumed in the district.

1.12.5 MEDICAL FACILITY:

There is a district hospital at Tikamgarh and 206 P.H.Cs and Civil dispenaries are sserving the district.

1.12.6 COMMUNICATION:

There is a Head Post Office at Tikamgarh and 109 brnahc Post Offices are serving the District. S.T.D. & P.C.O. facilities are available in the district.

1.13. ECONOMIC:

1.13.1 CULTIVATION:

Cultivation is the main occupation in the district engaging 2,42,853 persons (1,87,48 males & 55372 females) amounting to 25.8% of the total population.

1.13.2. AGRICULTURE LABOURS:

The number of agricultural labours in the district is 39,241 out of which 22,566 are males and 16,675 females. This constitutes 4.2% of the total population. The percentage of the other working classes is 4.27% having 36,059 males and 3490 females.

The agricultural labours do not get jwork round the year resulting poverty in them. Some 82,885 families are living below the poverty line as per norms of the Rural Development Department. For want of work they have a tendency of seasonal migration during the crop cutting season, especially in the months of February & March each year to the adjoining Malwa & Haveli region. Children accompanying their parents are thus deprived of attending the schoolss. Conequently, in uch rural & remote areas, the retention i much affected. Special educational provisionsare needed for these children to cope-up their educational needs.

1.13.3. LEVEL OF INDUSTRIALIAATION:

There is no major industry in the district. The district falls in grade 'C'. There are only 26

small scale units functioning in the field of wood work, powder making from Diapore and Pyrophyllite stone etc., Though Pyrophyllite tones is found in abundance, no major industry is located in the district, few people are engaged in making idols of this stone.

In rural areas, traditional occupation like clay-pottery, carpentary, metal work, shoe making, black smothy, weaving, rope-making are in vogue. Manufacturing of agricultural equipments has also picked up by local enterpreneres.

The only mineral found in the ditrict is Diaspore and Pyrophyllite stone. Total income in the form of royalty from these minerals amounts to Rs.2,59,654 per annum. Inspiteof these minerals, there is no big industry in this area. The total number of person employed in these industries 466 only, which is 1% of labour population.

Keeping in view, the backwardnes, an indutrial growth centre has been opened at Pratappura near Orchha town. One medium scale unit and 16small scale units have come up in a period of three years with an investment of R.3.5 crores employing 250 persons.

There is a big scope for installing Handlooms and Powerlooms in the district.

1.14. SOCIAL STRUCTURE:

1.14.1 LANGUAGE AND DIALECTS:

The main language of the district is Hindi. Bundeli is the main local dialect of communication among the people of the district.

1.14.2 RELIGIONS:

The district is inhabited by Hindus, Muslims, Sikhs, Jains & Christian.

People of different castes & creed live in peace and harmony and celebrate the religious functions. The folk dances like Rae, Kandara etc., and songs like Badhai, Lamtera, Baba ke geet etc., are very popular.

1.15 BACKWARD AREAS:

The district is very backward in the field of industry and education. The village situated on the bank & nearby area of river Dhasan are economically & educationally far behind. The remote villages namely; Hirapur, Kakarwaha, Palera, Kharagapur & Baldeogarh etc., have mostly been neglected.

The following reasons may be notable for the backwardness of these areas :-

1. Lack of Communication
2. Lack of Industries.
3. Lack of availability of educational facilities.
4. Dacoity area.

These areas need special attention.

1.16 SUB DIVISION, TEHSILS AND BLOCK:

(a) All the district offices are located at Tikamgarh. The administration is headed by the Collector who also coordinates the activities of all the departments. For administrative convenience, the district is divided into three Sub-Divisions, Five Tehsil and Six Blocks as detailed below:-

Sub-Divisions - 1. Tikamgarh 2. Jatara 3. Niwari
Tehsils - 1. Tikamgarh 2. Niwari 3. Jatara
4. Prithvipur 5. Baldeogarh
Blocks - 1. Baldeogarh 2. Jatara 3. Niwari
4. Palera 5. Prithvipur
6. Tikamgarh.

(b) **SPECIAL AREA DEVELOPMENT AUTHORITY (SADA):**

SADA has been established at Orchha, a religious & tourist centre in the district.

1.17. RELIGIOUS PLACES OF HISTORICAL IMPORANCE:

The religious places of historical imporance in the district are :-

1. Orchha
2. Ahar
3. Papaura
4. Kundeshwar
5. Garh Kundhar
6. Abda - Peer
7. Umari
8. Mad Khera
9. Dub-deyi
10. Vindhya Wassidi Devi
11. Kotra.

C H A P T E R - I I

PRESENT STATUS AND TASK AHEAD

2.1 PRESENT STATUS OF EDUCATION IN THE DISTRICT:

At the time of independence the educational facilities in the ditrict were very meagre. The number of primary schools was 105 only. Tikamgarh was a princely state and a little attention was paid to the general welfare of the community especially, the education. The education was limited to the previledged classes.

As education is vitally linked with the developmental processes the restructuring of educational system was recognised as an important area of state interventions in this district after independence.

2.1.1 PRIMARY SCHOOLS:

The growth of primary education in the district can be visualised through the following table. 2.1

As cited in the 2.2 Table, there are 1043 schools running in the district, out of which 953 are primary schools and 60 junior primary schools (from standard I to IIIrd). The number of government primary schools in the district is 934 while the rest 79 are run by the non government management.

2.1.2 LINK SCHOOL:

A link school is a part of a regular school which non budgeted. Most of the link schools run in their own buildings and in a different habitations or wards. The information of teachers and students of link schools is included in the regular school's information. 79 such link primary schools were opened in 1981 at the instance of the then State Education Minister to provide the learning facilities in the unserved areas. Each link primary schools has one teacher who is drawn from the main school. The information regarding teacher and students of the link school is included in the main school. Most of these link primary schools have building. Out of these 79 link Primary Schools, 5 have been converted into Primary School.

The number of girl primary schools in the district is 78. 184 primary schools are single

TABLE - 2.1

PRIMARY EDUCATION EXPANSION.

Year	No. of Primary Schools		
	<u>Boys.</u>	<u>Girls.</u>	<u>Total.</u>
1947	97	08	105
1951	-	-	285
1993	939	78	1017

Inspite of many dimensional efforts, the district is still far away from the Universalization of Primary Education. The following table presents a vivid picture.

TABLE 2.2

PRIMARY AND JUNIOR PRIMARY SCHOOLS

DISTRICT TIKAMGARH (M.P.)

Primary Schools including links & Jr. Primary Schools.

S. No.	Name of Block	Govt. Schools									Local Non Govt. Schools							Grand Total Sex					Private Sector					
		Edu. Dept.			Pri. Dept.			Total	Tot.	Total	Body.	Aided	Unaided	Total	Pri.	Jr.	Tot.	Pri.	Jr.	Tot.	Pri.	Jr.	Tot.	al.	al.	Ed.	ru-	Ur-
1	2	3	4	5	6	7	8	9	10	11	12	13	14	15	16	17	18	19	20	21	22	23	24	25	26	27	28	29
1.	Baldegarh	160	12	172	-	-	-	160	12	172	-	-	-	8	-	8	8	-	8	168	12	180	11	169	166	14	14	26
2.	Jatara	158	07	165	2	-	2	160	7	167	-	-	-	11	-	11	11	-	11	171	7	178	19	159	161	17	04	28
3.	Niwari	135	04	139	1	-	1	136	04	140	-	-	-	19	-	19	19	-	19	155	04	159	12	147	142	17	25	16
4.	Palera.	135	10	145	1	-	1	136	10	146	-	-	-	07	-	07	07	-	07	143	10	153	12	141	145	08	08	19
5.	Prithvipur.	128	13	141	-	-	-	128	13	141	-	-	-	07	-	07	07	-	07	135	13	148	10	138	133	15	16	13
6.	Tikamgarh.	154	14	168	-	-	-	154	14	168	-	-	-	31	-	31	31	-	31	185	14	199	14	185	144	55	07	29
Total		870	60	930	4	-	4	874	60	934	-	-	-	83	-	83	83	-	83	957	60	1017	78	939	891	126	74	131

teacher, 457 double teacher, 239 triple teacher and 120 four teacher. 78 primary schools have teachers proportional to the number of classes. There are 126 schools in urban areas whereas 891 schools run in rural areas.

2.1.3: NON-FORMAL EDUCATION CENTRES

The total number of students upto primary standard is 1,34,584 out of which 1,15,257 are enrolled in Primary Schools and the rest 19,327 are in N.F.E. Centres.

Apart from Junior Primary and Primary Schools, there 638 N.F.E. Primary Education Centres in the district. At present five centres are without instructors and are non-functional.

As cited in the 2.3 table there are 343 girls and 292 Co-Education/Male NFE primary centres. Out of these, 580 centres are running in the rural area and the rest 55 in the urban area.

There are 19,327 students enrolled in these Non-formal Education Centres out of which 9473 are boys and rest 9854 girls. The number of S.C. boys & girls is 2263 and 2332 respectively. It is 1029 and 848 in S.T. Thus the total number of boys & girls from SC & ST are 3292 & 3180. thus 85.54% children are enrolled in formal schools and remaining 14.46% are in NFE Centres.

Tab. 2.3 PRIMAry NON FORMAL EDUCATION CENTRE & NO. OF LEARNERS

S.No.	Name of block	Gender wise Centre						No. of Instructors						No. of Learners						Total No. of learners	Middle level centre					
		For Female			For Co.ED			Total			SC			SF			Total									
		R	U	T	R	U	T	R	U	T	F	M	F	M	F	R	T	F	M			T	F	M	T	
1	2	3	4	5	6	7	8	9	10	11	12	13	14	15	17	18	19	20	21	22	23	24	25	26		
1.	Baldeoagarh	62	2	64	53	2	55	115	4	119	30	89	119	518	537	1055	235	223	458	1323	1404	2727	2070	2178	4240	10
2.	Jatara	41	3	44	40	6	46	81	9	90	15	83	88	314	332	646	77	134	211	819	895	1714	1210	1381	2571	7
3.	Niwari	40	4	44	40	5	45	80	10	90	20	63	88	250	287	637	117	177	294	1067	939	2006	1534	1400	10	
4.	Palera	42	2	44	44	2	48	86	4	90	10	80	90	284	316	600	112	128	240	731	910	1641	1127	1351	10	
5.	Prithvipur	39	5	44	42	4	46	81	9	90	64	26	90	363	312	575	106	147	255	856	847	1703	1325	1209	1501	10
6.	Tikamgarh	91	13	104	46	5	55	137	22	159	42	116	158	503	579	1082	201	220	421	1497	1567	3064	2201	2366	4567	10
TOTAL		315	29	344	265	29	294	580	58	638	181	452	633	2332	2263	4995	848	1029	1877	6293	6562	12855	9854	19027	37	

Note:- 2 Posts of instructors are vaccant in Jatara Block, Two are in Niwar and one Post in Tikamgarh Block.

Total vacant posts of instructors are five.

There are 17,418 boys and 12,593 girls from SC while 2,828 boys and 1926 girls from ST enrolled in the district in formal Education System.

In total 25,741 boys and girls from SC in rural area and 4270 boys & girls in urban area are enrolled in the district, while the total number of ST 4429 boys and girls & 325 boys & girls are enrolled in the rural & urban area respectively.

The percentage of SC & ST children enrollment in the district are 26 & 4 respectively whereas the ratio of population of these groups in the district is 22.75: 4.12% which is satisfactory. The enrolment position of SC & ST girls etc.f is satisfactory. It is in compliance to the instructions of Education Department to enhance the universalization of primary education.

In reality, the attendance of the students, specially girls, SC, STs is very poor. As mentioned in the survey of micro-planning of block# Tikamgarh, it is 40%. Hence it shows that the enrolment is only on papers. The fields of certain schools show that the actual position does not vary much than the micro survey result.

The ratio of teacher and students is 1:41 in formal schools whereas it is 1:31 in non-formal education centres. This ratio is 1:49 in Govt. Primary Schools.

2.1.4 EXAMINATION SYSTEM:

There is no examination in standard I & II. The students of these classes get a general promotion at the end of the session. The examination system is implemented from 3rd to 5th standard. As per latest instructions of the education department quarterly, half yearly & annual exams are held.

2.1.5 SCHOOL CALENDAR:

All the primary schools in the district follow the common calendar as prescribed by the Education Department. As per the latest instructions issued by the Department, the academic session will commence from 1st July to 30th April. But the teachers would remain upto 8th May and will turn up on 20th June. During this period the teachers will complete the school records, prepare the instructional plan for the ensuing session and at the same time the remedial teaching would be given to the students to overcome their deficiencies.

A considerable number of schools especially in urban areas are running in two shifts due to lack of accommodation. The timings for single shift schools were from 10.30 A.M. to 5 P.M. i.e. 6½ hours, double shift schools run between 7 A.M. to 12 Noon & 12 noon to 5 P.M. for students and 7 A.M. to 1 P.M. & 11 A.M. to 5 P.M. for teachers.

The school runs for 6 hours a day and generally the teaching periods in the schools are of 6 hours, the total working days in a session are 220.

The syllabus of the each class in formal schools is divided into 10 units whereas the content matter of textbook from class Ist to IVth in N.F.E. has been condensed and divided into 12 units. There are 6 units in Class Vth. Thus a learner of N.F.E. centres has to clear all 18 units in two years to appear in Vth Standard Examination. The students in N.F.E. appear directly in District level 5th class examination.

2.2. PRIMARY SCHOOL TEACHERS:

There are 2844 teachers in the Primary schools. The table, showing teachers in position, would present a vivid picture blockwise. The number of teachers working in the government schools is 2344 and rest 424 teachers are working in the private schools.

The number of teachers engaged in primary schools as per their qualifications are as under:-

1.	Non-metric	160
2.	Higher Secondary	1526
3.	Graduate	744
4.	Post Graduate	<u>414</u>
	TOTAL	<u>2844</u>

Out of the total number of teachers, 81% are trained, while 19% are untrained.

There are 78 schools having one teacher for one section and the rest 939 have less number of teachers than the number of classes. There are 184 single teacher primary schools.

There are 15 teachers having CCR, 4 Diploma in physical education and 15 certificate in physical education, only one teacher is having Ph.D. qualification. Mostly the teachers do not stay of the place of their posting. This habit is prevalent not only among the Primary school teachers But also among the teachers teaching in the higher classes.

It has also been observed that the teachers are not enough motivated. A few teachers are incompetent to teach, especially in multiple class teaching. Many teachers have come into profession for not getting any fother job. There are a few who take teaching as a side job alongwith their private business.

The teachers are not able to transact their curriculum due to lack of appropriate training. The poor quality products erode the morale of the teacher. Thus a majority of teachers & N.F.E. instructors have lost respect in the local community.

Besides it, the vast majority of the teachers do not stay at their headquarters specially in rural areas, hence have least acquaintance with the community. They reach and leave school according to bus timing or get exhausted due to cycling.

2.3 BUILDING:

All weather accommodation for all schools is not available. The rapid expansion of education after independence concentrated in providing teachers and essential teaching learning material. Building work could not find proper support in Budget allocation due to financial constrain in the State. Hence number of school increased but number of school building lagged behind.

By launching O.B., a few buildings have come up. The gloomy picture is not only of primaryf schools but is at every stage of education, primary to collegiate. Out of 934 Govt. Primary Schools in the district as many as 115 primaryf schools have no buildings and 35 schools have kachha buildings. The rest 784 schools are having the school building out of which 295 schools have inadequate accommodation. This can be solved either by constructing 472 additional rooms or by acquiring the buildings of other department which are lying unused.

Requirement of Additional Rooms

<u>No.of Schools</u>	<u>Rooms</u>	<u>Total No.of Rooms</u>
168	1	168
90	2	180
26	3	78
9	4	36
2	5	10
<hr/>		
295		472

The ducation cess (the education cess is the tax realised from the land holders who have more than 8 acres cultivated land) so far received in the district is as follows :

<u>Year/Session</u>	<u>Amount received</u>
1990-91	66,632.00
1991-92	54,136.00
1992-93	1,34,655.00

Total	2,55,423.00

Amount for building construction received from the following sources:-

1. M.P.Govt.School Education Department
2. Collector (Education Cess, JRY, Rural Dev.W)

The year-wise distribution of the amount is as follows:-

1991-92	- Rs.241000 for two schools	4,82,000/-
1992-93	- Rs.241000 for 4 schools	9,64,000/-

	Total Rs-	14,46,000/-

this amount of Rs.14.46 lakhs was sanctioned by School Education Department of M.P. Government. The amount sanctioned by the Collector Tikamgarh was as under:-.

1992-93 - Rs.50,000/- per room for 8 rooms.

An amount of Rs.2,55,423 was given as the school cess by Director, Public Instruction, Bhopal.

Looking to the requirement of new school buildings construction of additional rooms, major repairs, the amount sanctioned as mentioned above is meagre to meet out the requirement.

The poor condition of the school buildings adversely effect the quality of education.

Maintenance and renovation of building work is not satisfactory due to inadequate funding. Community has not been mobilised towards the building maintenance. There is a need to build up

environment so that the mass should come forth to shoulder the responsibility of maintenance.

2.4 MIDDLE, HIGH SCHOOL, HIGHER SECONDARY SCHOOLS ETC.

Total number of schools - Middle, High Schools Higher Secondary Schools, Colleges etc., of the District Tikamgarh are as under:-

2.4 EDUCATIONAL INSTITUTIONS IN TIKAMGARH DISTRICT

S.No.	Level	Total No.	Type of Management				Sex wise			Rural	Urbar	
			Govt.	Local body	Non Aided	Govt. Un-aided	Total	Girls	Co- edu- cation			Total
1.	Primary School	1017	934	-	-	83	83	78	939	1017	891	126
2.	Middle School	245	173	-	4	68	72	23	222	245	216	29
3.	High School	58	4	-	3	34	37	3	55	58	48	10
4.	Higher Sec.School	50	27	-	4	19	23	4	46	50	29	21
5.	Degree College	4	4	-	-	-	-	1	3	4	-	04
6.	P.G.College	2	2	-	-	-	-	-	2	2	-	02
7.	Technical	1	1	-	-	-	-	-	1	1	-	01
8.	I.T.I.	1	1	-	-	-	-	-	1	1	-	01

As given in the above table, there are 245 Middle Schools running in the district out of which 173 schools are being run by Govt. and the rest 72 schools are being managed by the private sector.

The number of girls middle schools is 23 which shows that proper attention has not been given to promote the girls' education. On one hand we advocate upliftment of women, equal status in gender etc., while on the otherhand provision of education facilities are too poor to fulfill the slogans.

District Tikamgarh is still backward, socially and economically. Co-Education specially at the stage of upper primary is not accepted by the community at large as rural girls move towards maturity.

:

The number on high schools in the district is 58 out of which 21 are Govt. Schools and 37 being the private ones. Out of these Non-Govt. high schools, 3 are aided and 34 are unaided. There are only 3 girls high school in this district.

There are 50 higher secondary schools of +2 standard out of which 27 are run by Govt. and rest

23 are private institutions. Out of these private higher secondary school, 4 are aided and rest 19 are unaided.

There are 5 higher secondary schools having the provision of imparting the vocational training and guidance. There is one institution in the district imparting technical training and one for imparting industrial training.

The number of colleges in the district is 6 (4 Degree and 2 Postgraduate) at its 5 Block Headquarters. There is no college in Block Baldeogarh of the district. There is only one separate college for girls at Tikamgarh.

2.5.1 MANAGEMENT OF PRIMARY EDUCATION IN THE DISTRICT:

The district office of education is headed by a Deputy Director and supported by an Asstt. Director, Planning Officer, Assistant Director (Non-formal Education), Sports Inspector and other supporting staff. DDE controls the schools upto +2 level but primary and middle schools are directly under his administrative and financial control.

2.5.2 BLOCK LEVEL:

Each Block education Office is headed by a Block Education Officer (B.E.O.). The B.E.O. is supported by Asstt. District Inspectors of Schools and other supporting staff in the Block. Management of Primary and Middle schools in the Block is the prime responsibility of Block Education Officer. He inspects and supervises all primary and middle schools in the Block, whether run by Govt. or by private agencies. The BEOs are under the control of Deputy Director of the Education Department.

There is no post of Sports Inspector at block level.

2.5.3 A.D.I.S. CIRCLE:

The prime responsibility of Asstt. District Inspector of Schools is to inspect the primary schools in his charge. Each Asstt. District Inspector of School has 70 to 75 primary schools in his charge (against a norm of 50). The area in which these schools are located is known as the ADIS Circle. Due to lack of M.I.S. System in the district ADIS are never burdoned in collecting the informations. At present, there is no lady ADIS, BEO or Project Officer in NFE Centre. There are only 14 ADIS posted in the District. To inspect 1017 schools ratio comes 1:73 schools per ADIS which is too much.

LIBRARY & INFORMATION CENTRE
National Institute of Educational
Planning and Administration.
17-B, Sri Aurobindo Marg,
New Delhi-110016
DOC, No. D-8047
Date 22-04-94.

2.5.4 DISTRICT SPORTS INSPECTOR:

The Physical Education Plays a vital role in making the all round development of a child, keeping in view a post of district sports Inspector is provided in the district. He is entrusted with the responsibility of organising games & sports activities in the district.

He will be given proper facilities of supporting staff to discharge his duty efficiently.

2.5.5 NON-FORMAL EDUCATION:

1. Assistant Director, Non-Formal Education:

There are 700 N.F.E. Centres running in the district imparting instructions to some 20,000 children at the time and place suited to them. Generally these centres run in the evening. Assistant Director is entrusted the responsibility of inspection and supervision of these centres. He has no facility of independent office and mobility.

2. Project Officer

At present there are seven Project Officers in the District (All male). Every project consist of 100 NFE Centres (90 primary + 10 middle). Project Officer is the Incharge to supervise these centres.

3. Supervisors:

There are 10 N.F.E. Centres under a Supervisor which are inspected twice in a month by him. 70 Supervisors are at present working in the District. The N.F.E. Centres are not running properly.

2.5.6 SHALA VIKAS SAMITI:

These Samities are not functioning properly as per norms of Education Code. The members have never been trained or oriented for their functions. They are simply involved in collection of money for school activities.

2.6. RESOURCE INSTITUTIONS IN THE DISTRICT:

There is a DIET at Kundeshwar which has been upgraded from B.T.I., in 1989-90. It is 6 Km. away from the district headquarter on Tikamgarh-Lalitpur road. DIET has been entrusted the responsibility of providing Pre-Service and In-Service training to the teachers and also work for innovation in the field of education. But at present 14 posts are lying vacant affecting its function adversely. The following table presents a clear picture for the sanctioned posts and vacancies.

<u>S.No.</u>	<u>Post</u>	<u>Sanctioned</u>	<u>Filled up</u>	<u>Vacancy</u>
1.	Principal	1	1	-
2.	Vice-Principal	1	1	-
3.	Sr.Lecturer	7	-	7
4.	Lecturer	16	9	7

TOTAL		25	11	14

There are eleven faculties in the DIET Sub-Divided into two units and branches (nine) are as follows:-

UNITS:

1. Art & Asthetic Unit
2. District Resource Unit.

BRANCHES:

1. Planning Management & Innovation.
2. Educational' Technology.
3. Pera Psychology and Guidance.
4. Inservice Training & Field Interaction.
5. Methods & Evaluation.
6. Curriculum & Teaching Material development.
7. Physical Education.
8. S.U.P.W.
9. Education for Equality.

There are 270 Ayan Wadis run by the women and child development Deptt.

Bal Sahitya Kendra is also actively functioning for educating the children and inculcating in them the reading habits. This kendra is functioning in proper Tikamgarh.

A branch of Gwalior Vigyan Kendra is running to inculcate the scientific knowledge and development of scientific temper among the students of middle & secondary stage.

The T.L.C. project of the district has been approved by the Central Govt.

Mahila Bal Vikas Samiti, family welfare samiti are actively engaged in their respective programme.

P.N. Rusia an eminent Educationist of the distt. has been doing a commendable work through his Sanskar Samiti in inculcating the cultural sense among the children of the distt.

D.C.Shukla is also doing some work in the field of vedic Mathamatics. It has not been included in the *Curriculum* for effective teaching in the primary schools.

Distt. Tikamgarh is well known for its games & sports activities and also in the cultural & literacy fields, but no such good facilities like play-ground and playing materials have been provided to the primary schools. Even govt. boys Higher Secondary Schools at Distt. Head quarter are not having major play grounds.

2.7 PRESENT STATUS AND IMPACT OF VARIOUS PROGRAMMES IN THE DISTRICT

2.7.1 OPERATION BLACK BOARD:

In the context of Education Policy of 1986, a new education minimum need programme 'under the heading'operation Blackf Board was introduced in the district. This lays stress on the improvement of the facilities in the primary education set up.

The OB programme was planned to be implemented in four phases in the district. In the first phase, seven primary school buildings were constructed in the Tikamgarh block having two rooms and a Varandah for each school. each of the 143 primary schools provided with 200 books, games materials, 2 chairs, 2 tables, 2 black boards, music instruments (viz Harmonium, Mangerra, Dholak etc.) a methamatics kit, a tool bos and a dust bin.

In the second phase, the OB was introduced in 298 primary schools of Jatara & Palora blocks, Four Schools buildings were constructed, but all the 298 schools could not be provided with all the above mentioned materials.

To make the 'operation' result oriented, two teachers were provided in each school, one of them, as far as possible, a women teacher, resulting the recruitment of 33 women teachers in the district. In the second phase (87-88) 86 posts of Assistant Teachers remained vacant.

In the third & fourth phase of the operation all the remaining primary schools in Baldeogarh, Niwari & Prithvipur blocks were proposed to be taken up but it could not take off the ground due to administrative problems.

An amount of Rs.4,97,352 was sanctioned for the third phase but it also could not be utilised. DIET organised an in service training programme for the teachers, engaged in operation Black Board and trained them to utilise the educational materials properly. The teachers were also trained to use the material during teaching. During 1992-93 session, 234 teachers engaged in Black Board operation were trained by DIET.

<u>Year</u>	<u>Training</u>	<u>No.of teacher trained</u>
90-91	Purely O.B.	234 teachers
91-92		
92-93	In service consisting	480 teachers
93-94	O.B.Component.	

Later on the BEOs & ADIS were trained by DIET in 1992. Later, BEOs & ADIS trained the teachers of their circle. The remaining 400 untrained teachers will be trained during 93-94 session at two centres i.e. DIET & in Govt. Higher Secondary School Palora.

2.7.2 NON FORMAL EDUCATION CENTRE:

The district is economically very backward. The children in school going age groups help their parents in agriculture and other occupations and do not find time to attend the regular format schools. to bring them in the main stream of education N.F.E. centres have been opened to impart education to them in the evening at the suitable place.

There are seven projects (of N.F.E.) running in the district, each having 100 N.F.E. centres. The total numbers of N.F.E. Centres is 700 out of which 638 are of the primary level.

TABLE NO. 25

(TABLE SHOWING THE NO.OF N.F.E. CENTRES)

S.NO.	BLOCK/PROJECT	NO.OF N.F.E.CENTRES		TOTAL
		P.Level	Middle Level	
1.	Baldeogarh	90	10	100
2.	Jatara	90	10	100
3.	Niwari	90	10	100
4.	Palora	90	10	100
5.	Prithvipur	90	10	100
6.	Tikamgarh	90	10	100
7.	Badagaon	98	02	100
	TOTAL	638	62	700

There is only one N.F.E. project in each block of the district except Tikamgarh Block, where two projects are running. They are Tikamgarh & Badagaon. As per latest circular Baragaon project contains 98 primary level centres and two middle level centres. Out of these 98 primary level centres level centres 69 fall in the jurisdiction of Tikamgarh block & rest 29 in Baldeogarh block. Each project except Badagaon, has 10 middle level N.F.E. centres.

At present 5 Primary N.F.E. Centres are vacant. The Non Formal Education Centres are also not running properly. The proper facilities have also not been given to these centres. Besides it the remuneration given to these instructors is Rs.200/- which is too loss.

2.7.3.1 D.I.E.T.:

The discription of D.I.E.T. has already been given in this chapter under para 2.6.

D.I.E.T. also provide two years training for the selected candidates having 10 plus 2 & qualification.

This institution also organises training course for N.F.E. instructors and project officers. It also organises the orientation programme in population education, Environment Education, Health Education etc. and also works as a guide for the teachers in the district.

2.7.3.2 TEACHER EMPOWERMENT:

A new project named 'Shishak Samakhya' has been launched with UNICEF support to improve the competence of Primary School teacher, and to enhance in them the sense of profesional pride. The detail is given a head in this chapter on 2.7.12

<u>S.No.</u>	<u>Block</u>	<u>No.of cluster level centress</u>
1.	Baldeogarh	24
2.	Jatara	21
3.	Niwari	20
4.	Palora	18
5.	Prithvipur	19
6.	Tikamgarh	<u>25</u>
	Total of cluster level centres	<u>127</u>

2.7.4 EDUCATIONAL TECHNOLOGY:

The scheme aims to make primary education more effective & to enrich teaching learning process. Radio Cum Cassette players (RCCPs) slide projector, T.V. sets have been provided to DIET. These T.V. sets and other equipment have been distributed to the selected primary schools. But these T.V.Sets are not being used properly in the schools. Most of them are lying idle.

Table No.^{2.6} Distribution of T.V.Sets

S.No.	<u>Name of Block</u>	Total Govt. schools -----	No.of Schools supplied -----	No.of Schools Actually utilising in <u>TV sets,</u>
1.	Baldeogarh	172	19	-
2.	Jatara	167	15	-
3.	Niwari	140	15	-
4.	Palora	146	06	-
5.	Prithvipur	141	15	-
6.	Tikamgarh	<u>168</u>	<u>19</u>	<u>-</u>
		934	79	-
		---	---	---

The programme sponsored on T.V. is general and not classwise, hence the proper use in the primary schools is not possible. Moreover its a headache to keep them safe as there is no post of choukidar in the primary schools.

2.7.5 MINIMUM LEVEL OF LEARNING (M.L.L.):

The report of expert committee of NCERT laid down M.L.L. for primary education. At present the teachers are not familiar with this concept. Any how, DIET is giving weight and measure efforts will be taken. Two staff member of DIET got training in MLL and it will be launched with the D.P.E.P.

2.8 LITERACY RATE ANALYSIS:

(Source-Census 1991)

As cited in the above table there are 190800 Male & 68866 female literate in the district while the no.of illiterate Male and Female is 312022 & 369141 respectively. The no.of illiterate persons which is 72.40% shows a terrible figure of the distt. Moreover the illiteracy among woman is higher and it is a challenge to get them literate.

Literacy of District Tikamgarh with the comparison of State & Nation.

Tab. 2.7

	Literacy(Total)			Rural			Urban		
	M	F	Total	M	F	T	M	F	T
India	-	-	-	50%	20%	-	80%	60%	-
M.P.State	-	-	43.5%	-	-	-	-	-	-
Tikamgarh Distt.	35.95	15.72	27.60	34.68	12.07	24.18	54.15	33.48	44.43

The 1991 Census recorded that the percentage of literacy is 27.6% in the distt. The literacy percentage in urban area is 54.15% for males to 33.48% for females and that for rural area it is 34.68 for males & 12.07% for females.

The literacy percentage among the S.C. & S.T. has not been declared in the census 1991 so far. It is presumed that this would be too low. Block Niwari is the highest literate block in the district. Block Baldeogarh is the lowest literate in the distt. Project for total Literacy Campaign has already been sanctioned by the Govt. The details has been given previously in the identical para. It is expected that the project will be approved by the end of the session.

The T.L.C. will definitely help in environment building on the other hand the student on reaching the age of 15 years, may join the Jan Siksha. Niliam and become literate.

8. BLOCK WISE POPULATION, NO. OF HABITATIONS AND LITERACY RATE

Block	Population 1991 Census.	Number of Villages			Habitations as per		Literacy Rate		
		In- habi- ted.	Un- habi- ted.	Total	1991	% all India Edu.Survey 1986.	Male	Female	Total
1	2	3	4	5	6	7	8	9	10
Baldeogarh	136183	150	12	12	N.A.	327	29.00	10.00	20.15
Jatara	166834	161	35	196	N.A.	321	33.74	12.30	23.83
Niwari	126715	130	20	150	N.A.	209	45.79	17.16	31.51
Palera	127298	135	15	150	N.A.	231	35.16	11.54	24.24
Prithvipur	103050	124	18	149	N.A.	328	33.82	11.27	23.30
Tikamgarh	121735	152	21	173	N.A.	255	30.92	10.01	21.17
Total of All Block.	781815	852	121	973	N.A.	1671	34.68	12.07	24.18
Aggregate for all Urban	159014	-	-	-	-	-	54.15	33.48	44.43
Grand Total for the District.	940829	852	121	973	-	1671	37.95	15.72	27.60

The activities in Primary Education T.L.C. will also motivate & one another. thus a village may get a good picture which will certainly enhance the literacy.

2.9 Status of Universal Primary Education

2.9.1 Access:

The fifth all India Education survey 1986 has revealed that there are 1671 habitations in Tikamgarh District out of which only 1434 habitations were provided with the primary school facility. The table throws light that these schools covered 659470 population.

TABLE SHOWING THE NO.OF HABITATIONS & POPULATIONS & SURVED & UNSERVED WITH PRIMARY SCHOOLING FACILITIES WITH - IN 1 KM. OF DISTT. TIKAMGARH

	<u>5th All India educational survey, 1986</u>	<u>School Mapping under DPEP Jan. 1994</u>
Year of Survey	1986	1994
Total habitations	1671	1933
Total Populations	694946	949075
<u>Pr.School facilities provided with in 1 Km.</u>		
a) No.of habitation	1434	1249
b) Population	659470	-
<u>Not Provided Pr. School facility within 1 Km.</u>		
a) No.of habitation	237	684
b) Population	35476	-

Tab. no. 2.9 LITERACY RATE DISTRICT TIKAMGARH (MADHYA PRADESH)

AREA GENDER & CASTE

CENSUS 1991

S.No.	Block/Urban Area	Total Population			POPULATION						ILLITERATE TOTAL		
		Male	Female	Total	Scheduled Caste			Scheduled Tribes			Male	Female	Total
					Male	Female	Total	Male	Female	Total			
1	2	3	4	5	6	7	8	9	10	11	12	13	14
1.	Baldeoogarh	72551	63632	136183	14379	12382	26761	3391	3236	6627	51501	57263	108764
2.	Jatara	89725	77109	166834	21125	17809	38934	3994	3620	7614	59445	67626	127071
3.	Niwari	67920	58795	126715	17774	15117	32891	2352	2250	4602	36918	48700	85618
4.	Palera	68442	58856	127298	18252	16256	35608	2767	2508	5275	44378	52065	96443
5.	Prithvipur	54952	48098	103050	11473	9773	21246	2980	2618	5798	36366	42674	79040
6.	Tikamgarh	64948	56787	121735	14686	12850	27536	3035	2864	5899	44866	51101	95967
Total of Rural Area		418538	363277	781815	97689	85487	182976	18519	17496	35815	273374	319429	592803
Total of Urban Area		84284	74730	159014	.	.	31088	.	.	3035	38648	49712	88360
Grand Total		502822	438007	940829	.	.	214064	.	.	38850	312022	369141	681163

	ILLITERATE						TOTAL LITERATE			LITERATE						Total Literacy Percentage			Literacy Percentage					
	Schedule Caste			Scheduled Tribe			Male	Female	Total	Scheduled Caste			Scheduled Tribes			Male	Female	Total	SC		ST			
	M	F	T	M	F	T				M	F	T	M	F	T				M	F	T	M	F	T
15	16	17	18	19	20	21	22	23	24	25	26	27	28	29	30	31	32	33	34	35	36	37	38	
1. Baldeogarh	-----	-----	-----	-----	-----	-----	21050	6369	27419	-----	-----	-----	-----	-----	-----	29.00	10.00	20.13	-----	-----	-----	-----	-----	
2. Jatara	-----	-----	-----	-----	-----	-----	30280	9483	39763	-----	-----	-----	-----	-----	-----	33.74	12.3	23.83	-----	-----	-----	-----	-----	
3. Niwari	-----	-----	-----	-----	-----	-----	31102	10095	41197	-----	-----	-----	-----	-----	-----	45.79	17.16	32.51	-----	-----	-----	-----	-----	
4. Palera	-----	-----	-----	-----	-----	-----	24064	6791	30855	-----	-----	-----	-----	-----	-----	35.16	11.54	24.24	-----	-----	-----	-----	-----	
5. Prithvipur	-----	-----	-----	-----	-----	-----	18586	5424	24010	-----	-----	-----	-----	-----	-----	33.82	11.27	23.30	-----	-----	-----	-----	-----	
6. Tikangarh	-----	-----	-----	-----	-----	-----	20082	5686	25768	-----	-----	-----	-----	-----	-----	30.92	10.01	21.27	-----	-----	-----	-----	-----	
Total of Rural area	-----	-----	-----	-----	-----	-----	145164	43848	189102	-----	-----	-----	-----	-----	-----	34.68	12.07	24.18	-----	-----	-----	-----	-----	
Total of Urban Area	-----	-----	-----	-----	-----	-----	45638	25018	70656	-----	-----	-----	-----	-----	-----	54.15	33.48	44.43	-----	-----	-----	-----	-----	
Grand Total	-----	-----	-----	-----	-----	-----	190800	68866	259666	-----	-----	-----	-----	-----	-----	37.95	15.71	27.60	-----	-----	-----	-----	-----	

Pre.douninated habitations
in the district

a) S.C.	13	-
b) S.T.	09	-

No.of habitations proposed
for Pr.Schooling facillties

a) Habitation more than 300 Population	14	48
b) Habitations between 200- 300 Population	48	97
c) Habitations between 100- 200 populations	97	205
d) Habitation below 100 population	78	104

Total 237 48

Primary School proposed 48 -

Population to be covered

a) Habitations	115	-
b) Population	19143	-

Total No. of Primary

level schools 743 1017

Government Primary Schools 728 934

Private Primary 15 83

Link Primary 79 74

Non Formal Education Centres

a) Sanctioned 267 638

b) Running 267 633

As per 5 Edu. survey 237 habitations were not provided with the facilities either of formal school or of non formal education centres. Out of 1671 habitations 13 habitations predominated by the scheduled caste and 9 habitations by scheduled tribes population. The fifth education survey proposed 48 primary schools to be opened to facilitate 115 habitations covering a population of 19 to 43 persons.

The above cited survey does not propose any plan to educate children living in the rest 122 habitations which are not being served by primary school facilities having a population of 2433. During the survey period there were 728 Govt. Primary Schools, 15 Private schools and 267 N.F.E. Centres. There are 79 link primary schools in the district. The educational survey reveals that 640 villages do not have non formal education centres.

A survey in connection with D.P.E.P. is conducted recently in January 1994 which is known as school mapping. The No. of habitations in the district is now 1695. As such there are 24 more habitations in comparison to those of 1986 which are deprived of primary education facilities for the children at a walking distance of 1 Km.

There are 182 habitations having the population of more than 300 persons, 193 habitations having the population of 200-300 persons, 205 habitations between 100-200 & 104 habitations having the population less than 100 person are deprived of primary education facilities, there being neither any primary school nor N.P.E. Centre, at these places.

2.9.2 PARTICIPATION:

On the basis of education survey of 1986 the enrolment ratio (G.E.R.) is 98.6 out of which G.E.R. of male children is 121 and that of female children is 75. In the context of universilisation of education in the block Tikamgarh micro-planning document was prepared by Mr. P.N.Rusia. The document revealed the total enrolment to be 42.7% and as such .

It was found that 57.3% children were not enrolled in the district this percentage further goes down at the time of harvesting. The absentee percentage for girls for S.C. & S.T. is much higher. According to the record available with the education department, The percentage of regular attendence of the student in schools is 80% where as the inspections done by A.D.I.S. and other officers found the attendence only near about 40%.

The percentage of retention and drop outs was found to be 55.55% and 44.45% respectively in Tikamgarh block (Micro-planning 1989) though this percentage is for the block Tikamgarh in particular but it is also true for the whole of the district of large.

The above cited table shows the position of 30.09.93, the estimated total population in 6-11 age group is 144944 out of which 68640 boys & 46617 girls are enrolled in formal schools & 9854 boys & 9473 girls in N.F.E. are enrolled. Thus total 78494 boys and 56090 girls are enrolled.

The GFR for S.C. boys and girls is 112 and 91 respectively. The total is 102 of 19681 boys and 14925 girls from S.C. are enrolled, while the estimated population of this group (S.E.) on 30.09.93 is 33,703.

Similarly the estimated population of S.T. boys and girls is 6623 out of which 3857 boys and 2744 girls are enrolled thus the G.E.R. of S.T. boys and girls is 112 & 86 respectively in all it is 99 in S.T.

The R.R. for S.C. boys is 88 while it is 83 for S.C. girls in all it is 86.

The R.R. for S.T. boys and girls is 78 and 95 respectively which is 85 in all. On the other hand the over all R.R. for boys and girls is 92 & 95 respectively it is 93 in all.

The above table shows that the G.E.R. 93 is only on paper. On the other hand the survey done by Education department under the administration of the district authority (Collector) shows that there are 684 habitations which are not being served by the primary level institutions or N.F.E. Centres within one kilometer. Hence, the required need is to be met under DPET. For this, the Distt. is in need to start new 182 primary schools, 193 Junior primaryf schools, 205 N.F.E. Centres and 104 perepetetic centres.

2.9.3 ACHIEVEMENTS:

There has been no teaching and evaluation conducted for the students on the basis of M.L.L. standards in the district. The teachers are not even trained to adopt to this system. Only some inspectors of N.F.E. were given a

short training for a period of 12 days in 1992-93. The teaching and evaluation trends prevalent in the district are the traditional type so it is not possible to evaluate the achievement on the M.L.L. standards. The percentage of result in the traditional examination system is 95% from standard 3 to 5th. Whereas the education in standard 1&2 we follow "No detention policy" of the Govt. This result is not reliable and valid in terms of the M.L.L. Standards.

It is presumed on the basis of empirical experiences that the achievement of the student in this district on M.L.L. Standard would be nearly 5%.

2.10 IDENTIFICATION OF AREAS AND GROUPS, IF ANY
SUFFERING FROM EXTREME EDUCATIONAL BACKWARDNESS

2.10.1 AREAS:

The villages and habitations situated on the bank of Dhasan river and nearby area are economically and educationally backward. This area is known as Kathar, Similarly the area between the Betwa river and U.P. is called "Kanar-Pathrilla" which is unfertile and so the

the habitations of this area is also economically and educationally backward.

The following villages are included in this back ward area.

Khondera, Lamera, Aтора, Kakarwaha, Ateria, Bar, Warmen, Hirapur, Bakhatpura.

Chakarpur, Chanawani, Singapur, Lotna, Iqwalpura.

2.10.2 GROUPS:

The whole district was the princely state, Parada System (Veil system) was essential among the women folk, Especially the rural areas and in the than backward classes, scheduled caste and scheduled tribes. Parada system kept them away from the awareness of education. Even the ladies of certain S.C., S.T. & Backward classes do not wear chappals (Foot wears) in the habitations. They put off their foot wears before entering into the habitations and keep them some times over their heads. There are numer of families which are hand to mouth.

The awareness of education has a little importance to the S.C. & S.T. groups. They send their girls to the schools only for getting the stipend or other incentives provided them free

by the Govt. They think that education is good for nothing for them.

That is why the percentage of literacy in the rural areas is only 12.07 among female and it would be not more than 5% in S.C. & S.T. females.

As a matter of fact the girls of S.C. & S.T. groups are extremely backward in education the early marriages is the another draw back in these groups. The persons belonging to these groups get their daughters married before attaining the age of 12 years.

The following reasons may be notable for the causes of backwardness of the areas:-

1. Lack of communication facilities.
2. Lack of availability of education facilities in the area.
3. Lack of industries in the area.
4. Lack of availability of modern agriculture facilities.
5. Lack of orientation for the teachers of the area.

2.11 MAGNITUDE OF THE TASK AHEAD:

The number of additional children who are to be brought to Primary Schools/ N.F.E. Centres to achieve universal enrolment would be 24215 in the period from Sept. 1994 to 2000. Out of them the no. of boys and girls would be 12526 & 11689 respectively.

At present the unrolled children is 10360 in 6 to 11 age out of 24215 non school children 10353 boys and 9019 girls will be admitted in the primary schools and the rest 2588 boys and 2255 girls in N.F.E. centres.

By the end of the plan period (2000) the number of additional teachers and N.F.E. Instructors required to handle this extra load shall be met out from the state normal education programme.

2.11.1 BUILDINGS:

The number of new school building and additional rooms/ maintenance / repairs etc. shall be as follows :- (Table - 1.3.7) showing the availability of buildings (As on 1.4.1993).

1.3.7 AVAILABILITY OF BUILDINGS (AS ON 1.4.93)

1.	Total No. of Primary Schools.	934
2.	Of which, running in a Pakka Building	
-	Own Building.	643
-	Building of another school.	125
-	Other Public building. (e.g. Panchayat Bhawan, etc.)	12
-	Private building rented or otherwise	4
-	Total.	784

3.	No.of Primary schools running in? Kachcha buildings.	35
4.	No.of Primary Schools having no Building at all. (Running in Tents Under trees etc.)	115
5.	No.of schools needing new building(3+4)	150
6.	No.of schools running in own Pakka buildings with require major repairs	168
7.	Deficiency of class rooms in schools running in Pakka Buildings (i.e.No.2(e)- above). (Deficiency = <u>Enrolment</u> rounded off to 40 nearest integer (-)existing class room)	472

Note:-Average class room size - 300 Sq.ft. counts for
halls verandahs, etc. as 2/3/4 classrooms,
depending on size.

2.11.3

1(i)	No.of Primary Schools running in Kachha buildings	35
(ii)	No.of Schools having no school building at all	115
A.	Total no.of existing school building required.	150
B.	New Proposed Primary Schools	182
C.	New Proposed Junior Primary Schools	193
	Total =	525

D.	No.of schools running in own Pakka building which require major repairs	168
E.	Deficiency of class rooms to schools running in Pakka buildings	472
	Deficiency = $\frac{\text{Enrolment}}{\text{-----}}$ 40	rounded of nearest integer
		No.of existing class rooms

2.11.2 EQUIPMENTS:

Each Primary and Junior Primary School is to be provided essential furniture (two tables & three chairs) for teachers and necessary no.of tables, patties, black boards, ropes, buckets, glass & bell etc.

2.11.3 LEARNING MATERIALS:

Text books, other useful books, maps, charts, science kits, Mathematics Kits and Chalk etc. will be supplied in the beginning of the session.

2.11.4 TRAINING

(a) D.I.E.T. will be entrusted with the responsibility of providing training for teachers, Shiksha Karmis and non formal Education Instructors to enable them to teach the students to achieve M.L.L. according to the prescribed standards.

(b) The newly posted teachers will be kept in under the centre school for a period of three months to learn the methods how to prepare the school records. The Head masters of the centre school will be entrusted ^{with} this responsibility.

The Training in D.I.E.T. for these teachers, SKS & N.F.E. instructors will be of two weeks in a single phase. The key persons will train them with the help of resource persons.

The content in training would be as follows:-

Learning:-

- 1.a. Environment building.
- b. Language teaching through pictures, charts & then alphabets.
- c. Teaching of elementary maths.
- d. Nature and Phenomena.
- e. National Symbols - National Flag, National Anthem, National integration.

Child Centre Approach

2. a. games/Play way methods.
- b. Physical exercise.

- c. Small area games/sports.
 - d. Cultural activities & use of musical instrument.
3. S.U.P.W.
- a. Use of local/unused material in making the teaching aids.
 - b. Love in manual labour.
 - c. Making Products.
 - d. Drawing & Painting.
4. COMPLETION OF RECORDS:
- a. Attendance.
 - b. Monthly informations regarding attendance, enrollment retention etc.
 - c. Co-ordination sincerely with the V.E.C. members & with the teaching job.

The training period for a single day will be divided into two sessions, each session will have the duration of 2½ hours. In the first theory of learning & completion of records will be taught in three period of 50 m/s each. In the second S.U.P.W. & games activities, Phy. exercised, drawing and painting will be practised.

The training material will be prepared in the DIET for which a cell will be formed. The format, teaching learning aids, Charts, Clay models, wood work/craft work will be developed.

2.12 FACTOR HINDERING U.P.E. IN THE DISTRICT

The following are the notable factors.

2.12.1 THE INADEQUATE NUMBER OF SCHOOLS:

There are 1655 primary schools and N.F.E. Centre in the district. The survey conducted in January 1994 reveals that 684 habitations out of 1695^{are} without schools or N.F.E. Centres.

According to 5th all India educational survey 1986 there are 237 habitations which are unserved by any primary schools or N.F.E. Centres. Now this number of Unserved habitations has become 684 which attracts attention towards the magnitude of the problem.

2.12.2 MAL FUNCTIONING OF EDUCATION SYSTEM:

The schools are not attractive enough for the children side by side inadequate building and insufficient teaching learning materials is a major factor in the implementing this plan.

2.12.3 INADEQUATE NUMBER OF FEMALE TEACHERS:

There are only female teachers in the district. It is a surprising fact that there 186 female instructors in N.F.E. Centre.

The community at large is not in favour of the male teachers as they have not been rendering their duty efficiently and specially in girls schools.

This is the major factor. Hence at least 50% female teachers will be posted in new plan.

2.12.4 LACK OF COMMUNITY PARTICIPATION IN PLANNING

The local community has little say in education planning and so they do not involve themselves in the education system. So their active involvement and participation would be sought.

2.12.5 The older children and especially girls look after the younger siblings, so they do not find time to go to schools. Hence Agan Wadies will be opened nearer to school matching the school timings.

2.12.6: The district is economically very backward so the guardians are unable to provide text books stationery etc. The persons belonging to SC and ST are generally land less labours, hence they take help of their children for earning such as wood collection, grass cutting, harvesting, bidmaking, and in other cottage work. The names of these caste's girls has been enrolled to get the incentives but they are irregular in schooling.

It would be better to provide them free text books and other learning materials.

2.12.7 INADEQUATE MANAGEMENT AND TRAINING SYSTEM:

The Govt. management has become lithargia. Once a person gets job and then he does not render his duties effeciantly. The Supervisors, if at times take strict action. It is subsided by the politician, superior officers or by foul means. Management will be revealed to make it more effective.

The training system is not dynamic. Neither there is any follow up programfme after training nor it is applied in teaching.

Moreover school timing and school calender remain on papers and the fate of childrend is left for vacuum.

2.13 DISTRICT STRENGTH IN ACHIEVING U.P.E.

The following sources are available in the district which may help in achieving the universal primary education.

1. D.I.E.T. Kundeshwar.
2. N.G.O.S.
3. Lions club.
4. Aganwadies.
5. Retired educationalist of the district.
6. Unemployed educated youths.
7. B.G.V.S. and science centre branch Tikamgarh and Samta a women group of wing of B.G.V.S.
8. Adult education department.
9. Women and Child development Department.
10. Education department.
11. Nutrition centres.
12. Tribal Welfare Department and various incentives programme.
13. Prayas Munch.

CHAPTER - III

GOALS AND TARGETS

Indian constitution under the article 45 envisages the free and compulsory education for all children upto the age of 14 years one of the directive principles of state policy. The time frame for achieving the above goal was 10 years. Unfortunately, We are still very far from reaching the goal.

In our country, schooling normally begins at six years of age. Therefore, compulsory education upto the age of 14 years amounts to completion of at least 8 years (i.e. the middle stage of education by every child. Elementary stages, means the primary and middle stages of education taken together. Therefore, the constitutional directive boils down to what is commonly called "Universalisation of elementary education (U.E.E.)" Our present goal is universalisation of Primary Education (U.P.E.) covering Children from 6 to 11 years of age.

What does actually "Universalisation of Primary Education mean, in concrete terms"? It means achieving three conditions viz.

- (i) Universal Access.
- (ii) Universal participation and,
- (iii) Universal Achievement.

GOALS AND TARGETS FOR THE DISTRICT:-

After fruitful discussions with the members of the D.P.G., Block level social groups, teachers, Headmasters citizens, N.G.P. parents etc. the following goals and targets have been set for the district keeping in view the capacity , resources, socio-economic conditions and educational back-grounds of the habitants :-

- (a) Gross Access Ratio (GAR) which is at present 60% in 1993-94 is to be raised to 100% by 2000.
- (b) Gross Enrollment Ratio (GER) which is 93% in total during 1993-94 is to be achieved 120% by 2000.
- (c) Retention Rate (RR) which is 80% during 1993-94 is to be raised to 90 by 2000.
- (d) Gross achievement Rate (GAMR) which is 5% at present is to be achieved 30% by 2000.
- (e) Yearwise phased targets are given in the following table in Table No. 3.1

cont'd...

School facilities would be extended in the following phases manner.

TABLE NO. 3.2

OPENING OF SCHOOLS/ N.F.E. CENTRES

YEAR	No. of Primary School	No. of NFE Centres	GAR
1994-95	-	-	60
1995-96	60	101	86
1996-97	63	086	95
1997-98	67	100	100

The above number of Schools and NFE Centres would serve 477 habitations having population above 150. On the remaining 207 habitations having population below 150, facilities of primary education would be provided by the state efforts under its regular programmes of education.

TABLE No. 3.1

YEARWISE TARGETS OF THE GOALS

Literacy rate in the Dist. 27.60 Target Year of achieving the goals is 2000-2001.

YEAR	GAR TOTAL	GER				RR				GARM			
		T.	G.	SC	ST	T.	G.	SC.	ST	T.	G.	SC.	ST.
1993-94 (Base Year)	60	93	80	102	99	80	71	86	82	05	05	04	03
1994-95	60	94	80	102	99	80	71	86	82	06	05	05	04
1995-96	86	98	87	109	106	83	73	86	83	08	07	06	05
1996-97	95	103	95	112	109	86	78	87	86	12	10	09	08
1997-98	100	108	107	115	112	88	86	88	87	16	14	12	11
1998-99	100	112	112	117	115	89	88	89	86	20	19	17	16
1999- 2000	100	118	116	119	118	90	89	90	89	25	24	24	24
2000- 2001	100	120	120	120	120	90	90	90	90	30	30	30	30

In the base year 1993-94 Universal access is 60%, (GAR) would be achieved 100% by the year 2000. Each habitation will have school or its alternative within one Km.

CHAPTER - 4

S T R A T E G Y

To achieve the goals and targets set for universalization of education, a strategy has been developed after taking into consideration, the realities and priorities. Wide & frequent discussions in the DPG and block level meetings with teachers, district administrators and members of the disadvantaged groups made it possible to frame the strategy

Special attention has been paid to the education of the girls and children of disadvantaged groups.

The main emphasis is on formal education, and non-formal education.

Under the Project, both Government & Non-Government schools have been equally considered except the financial interventions in the non-govt. schools.

4.1. MAKING THE SYSTEM WORK :

- (a) School Mapping would be taken up to assess the needs of the building and teachers.
- (b) In survey and planning work, all the functionaries & beneficiaries from grass root level to district level will be involved.

Contd...2.

- (c) Location of existing primary schools, NFE Centres will be rationalised from less needy to more needy areas.
- (d) Vacant post of the teachers would be filled up before launching the programme.

4.1.1 OPTIMAL UTILISATION OF EXISTING SYSTEM

- (a) Rationalisation of posting of the teachers on the basis of enrollment in schools will be done by the Deputy Director of Education.

4.1.2. FILLING UP OF VACANT POSTS :

- (a) Vacancies of teachers will be filled up. For this Government would be requested to empower district unit to fill up the vacancies in schools before the academic session begins.
- (b) Every year selection of teachers would be done in accordance to existing recruitment rules
of selection as would be decided by the district Unit.
- (c) For administrative post lying vacant, the competent authority will be requested to fill them up as soon as possible.

Contd...3.

- (d) The Government would be requested to fix-up at least 30% ladies quota in teacher's recruitment, although the O.B. norms are 50:50.

1.3 ELIMINATING TEACHERS ABSENTEEISM:

- (a) Panchayat & V.E.C. will supervise schools/ Centres. Both the bodies will be responsible for proper functioning of the Schools / Centres.
- (b) One Jeep shall be provided to the Deputy Director of Education to Strengthen supervision and monitoring of UPE.
- (c) The inspection will be regulated through roster at B.E.O. level. Immediate action will be taken on inspection reports. Inspection would be supportive rather than fault finding.

cont'd.

- (f) Head Master, Middle Schools would also supervise primary schools once a month. Cluster Centres will monitor it in monthly meetings on the basis of Panchayat, V.E.O., A.D.I.S. reports.

4.1.4. ALL WEATHER ACCOMODATION :

- (a) School mapping would be the source to assess total requirement of new school buildings, additional rooms and repairs etc., for existing schools.
- (b) Building for new schools would be constructed.
- (c) Buildings will be made available on nominal rent or any Govt./Semi Govt. building lying unused through B.E.O.s.
- (d) Construction and repairing would be done through Gram Panchayats and R.E.S. on low cost design. The State Govt. would be requested to give models and designs of school buildings is any.
- (e) All the resources such as JRY, MRY, School Building Cess, State Plan, D.P.E.P. V.E.C. and community ^{SUPPLY} will be tapped for construction work.

4.1.5

BASIC LEARNING TEACHING MATERIAL:

- (a) A reasonable amount of Rs. 1000/- per annum will be provided to each school for developing teaching material.
- (b) Teachers will themselves prepare teaching learning material.
- (c) Besides the above provision Rs. 1000/- per year will be provided to each school as contingency to meet out school bare needs.

4.1.6

ADEQUATE PROVISION OF TEACHERS:

On the basis of school mapping all the vacant posts and newly created post of teacher will be filled up in the first year of the project.

4.1.7

SCHOOL CALENDER:

- (a) Existing school calender will be revised in reference to D.P.E.P., new policy of evaluation and school vacations.

cont'd.

- (b) Inspecting staff will ensure its proper implementation.
- (c) Power will be delegated to the B.E.O. to adjust vacations and annual examination according to the local needs such as sowing and harvesting. It will be done in consultation with V.E.C.

4.1.8. ENVIRONMENT BUILDING :

This programme is to spread the message of UPE and to motivate the community.

- (a) Mass media campaign will be organised every year in June and July.
- (b) V.E.C. and school teacher will take up the work of the wall writing posters, display and door to door contact with target families.
- (c) The T.L.C. environment building programmes will be utilised for U.P.E.
- (d) At cluster level/Panchayat level and block level workshops, seminars, debates, competitions etc., will be organised to generate awareness regarding U.P.E.

Contd...7.

- (e) Press media will be requested to promote the awareness in the masses.
- (f) Nuk Natak will be arranged in special target villages.
- (g) Good work done by individuals, communities, V.E.Cs., Panchayats, at block and district will be acknowledged and rewarded. The parameters of .U.P.E. will be the guiding factors for judging good work.
- (h) Forging alliance of concerning Govt. Department will help in creating environment through their grass-root level workers, personnels and officers while they are on visit.

4.1.9. GALVANISING AND EMPOWERING THE TRINITY :

The teachers, women and community have to work in cohesive way.

4.1.9.1 TEACHERS :

- (a) The teachers morale would be revived.
- (b) Teachers will be categorised in three groups very good, good and satisfactory. Basis for categorisation would be rating by V.E.C. members and inspecting staff every year.

Contd...8.

- (c) Personal grivances will be channelized from cluster to concerning officer. The Officers will be promptly take action for their redressal.
- (d) Teachers will be involved in planning execution, monitoring and decision making at all levels.
- (e) Personal Administration system will be strenthended through computahization at district and block level through their MIS System.
- (f) Teachers Union will be mobilized to develop teachers moral.

4.1.9.2 COMMUNITY :

- (a) V.E.C. will be given significant role in planning, monitoring, supervision and proper functioning of the school.
- (b) Their voice will be heard and attended by the concerning Officers.
- (c) V.E.Cs. doing better work will be recognised and appreciated by the Block and district level unit.

Contd...9.

- (d) Awards will be given in each Block to V.E.Cs. by the block Units.
- (e) Community will be invited in School functions and vice-versa school will participate in community programme.
- (f) Community will take lead in environment building.
- (g) V.E.C. & Panchayat members will be oriented for their proper role in achieving UPE.

4.1.10

UNIVERSAL ACCESS : (GAR) :

- (a) On the advice of the V.E.C., the B.E.O. may permit change of school timing to suit local conditions.
- (b) Wherever necessary three hours schooling system will be practised to solve the problem of building.
- (c) On the basis of school mapping new primary schools, and N.F.E. Centres, established as per population norms.

- (d) In Class one and two teaching will be imparted in local dialect and will switch on to Hindi language gradually.

4.1.11

UNIVERSAL PARTICIPATION (GER):

- (a) School Readiness Programme will be intensively implemented for 6 weeks for class one students in July & August every year.
- (b) Child Centred Approach of teaching will be adopted.
- (c) Attendance and retention will be improved by making school attractive and a playway learning centre.
- (d) Supervisors will guide and motivate the teachers to improve the system as a whole.
- (e) Parents will be persuaded and motivated to send their children to school.
- (f) ECCE Centre will be established close to school with identical timing of the primary school.
- (g) In one non-ICDS Blocks Balwadi/ Schools mother mother programme will be introduced as an innovation in U.P.E.

cont'd

- (h) Inspecting staff will look after with great care the attendance & retention of the children.

4.1.12. QUALITY IMPROVEMENT (G.A.M.R.)

- (a) Teachers will be thoroughly oriented at Block Level and Cluster Level in Minimum Levels of Learning approach, its evaluation, feedback and remedial teaching. Similar orientation programmes will be arranged for ADIS, and NFE Project Officers and Supervisors.

- (b) The evaluation units at District Institute of Edu. and Trng. will prepare training modules and evaluation tools.

- (c) Individual progress record will be maintained by teachers.

4.1.13. TRAINING & CAPABILITY BUILDING :

Training is a very important component of UPE. Various functionaries involved in UPE will be oriented. The training programmes/orientation programmes will be arranged for DPG Members, DIET Staff, Office of the Deputy Director of Education such as BEO, ADIS, Asstt. Directors of Formal &

Non-Formal Education, Head Masters of Primary & Middle Schools, Project Officers, Teachers of Primary Schools, NFE Instructors, V.E.C. Members, Activists and social workers. The training will be arranged at SCERT, DIET, Block Level Resource Centres and Cluster Level Resource Centres. The faculty members of Regional College of Education, SCERT and University Departments of Education will be associated with the training at various levels.

4.1.4. MANAGEMENT REVAMP :

- (a) District & block level unit will be established by May, '94.
- (b) The unit would be responsible and answerable to State Unit Office procedures will be simplified.
- (c) District & Block Officers will be provided facilities such as photocopiers, phones to improve efficiency in work.
- (d) State Govt. would be requested to decentralise power structure.

4.1.14 PROMOTING STUDIES, INNOVATION & EXPERIMENTATION :

DIET staffs members, teaching staff of other training colleges/school teachers, retired teachers, NGOs, & teacher associations will be encouraged to take up innovations, experimentation,

CHAPTER -5

PROGRAMME COMPONENTS AND NON-FINANCIAL INTERVENTIONS

To achieve the goals and targets of UPE certain financial programmes and non-financial interventions shall be carried out, under each strategy component.

These are as under :-

5.1 PROGRAMME (Financial):

5.1.1 MAKING THE SYSTEM WORK:

MOBILITY OF SUPERVISORY OFFICERS:

At present there is no Jeep in the office of the Deputy Director, so a Jeep will be purchased in the first year. District unit will purchase is as per purchase rules.

5.1.2 ADEQUATE ALL WEATHER ACCOMMODATION:

(a) At present 153 schools are without building or having katchha buildings.

(b) For the existing schools 168 additional rooms are to be constructed.

(c) The above work will be executed through REs, and Panchayats. The district unit will manage this work. It will be completed in the first phase of three years.

5.1.3

BASIC MATERIAL:

- (a) The Basic Material is to be provided to 934 existing schools and 190 new primary schools.

5.1.4

CONTINGENCY:

- (a) In the existing system there is no provision of contingency amount for primary schools. For bare needs of the school and replenishment of material an amount of Rs. 500/- per school has been allotted per year. Block unit will disburse this amount and will issue instructions about its expenditure and accounting. A.D.I.S. will inspect the accounts. This amount will be given from D.P. Fund.

5.1.5

ADDITIONAL TEACHERS FOR EXISTING SCHOOLS:

Schools in large number, are having more than 40 students in one section. This situation affects teaching learning. Hence, to bring teacher-pupil ratio 1:40 as per norms, 168 additional teachers are required. The District unit will recruit as per existing rules or as per norms set by

the Unit. 35 teachers will be recruited in the first year, the rest 90 in the second year, and 43 in the third from the D.P.P. fund,

5.2 ENVIRONMENT BUILDING:

5.2.1 The communities are not inclined towards education especially in rural areas and SC/ST groups. People do not attach importance to girls education. This attitude needs to be changed. An environment for education shall be created. Mass media, wall writing, Nukar Natak, Rallies, Newspapers, audio-video instruments, posters, banners, meetings, door-to-door contact and other suitable means will be adopted to propogate the message of UPE.

5.2.2 To generate competitives spirit, awards will be given to villages, groups, schools, Block unit will identify the villages, groups, schools where environment building work has shown good results in the areas enrolment, attendance and retention.

2.3 To promote environment building further, workshops, seminars, debate & quiz competitions will be arranged.

5.3

GALVANISING AND EMPOWERING TEACHERS WOMEN COMMUNITY:

Besides the massive training of the teachers, V.E.C. members and lady workers of other departments in environment building, following programmes are proposed.

5.4

UNIVERSAL ACCESS:

5.4.1

Access ratio in the district is 60%. 684 habitations have no educational facility within 1 Km. As per norms 190 primary schools, and 287 NFE centres will be provided from the DPEP funds. For remaining habitations having population less than 150, regular state education programmes will meet out the needs.

5.4.2

The net number of teachers required is 548 for Primary Schools.

5.4.3

3 Blocks are under ICDS Scheme out of remaining 3 blocks Tikamgarh block will be provided one ECCE Project on an experimental basis. It would facilitate the girls to attend schools leaving siblings in ECCE Centre.

The District unit and Block unit will be nodal to establish these centres.

5.5

UNIVERSAL PARTICIPATION:

5.5.1

Along with environment building, school facility, the SC/ST/OBC / girls need some incentives. The tribal Welfare Department provides some incentives to each child every year. As per table No. 1.3.8 A, 3700 new children would be taking admission in the year 1994-95.

Free Text Books, uniforms and scholarships will be provided to 5000 students. It will be shared by Tribal Welfare Department and Education Department as in previous years.

5.6

QUALITY IMPROVEMENT:

To achieve the goal of G.A.M.R. fresh inputs are essential , besides the training of the teachers and supervision of the schools.

5.6.1

EVALUATION UNITS:

For Planning, implementation, monitoring and reviewing the strategy and progress in achievement, an independent evaluation unit will be established at DIET.

5.6.2 To motivate the teachers cash award with appreciation letter will be given to teachers at district level and at Block Level.

5.6.3 PHYSICAL EDUCATION SPORTS & ART:

In primary schools only cognitive area is given importance. Non-Cognitive areas like; physical education, sports and art find no place in practice, although this syllabus speaks much about it. It is mainly due to non-availability of material, facilities and competent teachers.

cont'd.

5.7. TRAINING AND CAPABILITY BUILDING:

5.7.1 DIET is an apex institution of the district in academic and training field. At present out of 23 sanctioned posts of Lecturers, only 9 are filled up and the rest are lying vacant. Principal, DIET will take adequate steps to fill up the vacant posts. The DIET building construction work is in progress. By the beginning of the next session, the building would be ready. Under the new Education Policy, the DIET is being equipped.

5.7.2 For imparting training and guidance Block Level and cluster level resource centres have been established. The number of cluster level Centres is 60. The working of cluster level has been given under 2.7.12.

5.7.3 TRAINING PROGRAMMES:

To achieve goals and targets set for UPE in the district, recurrent and massive training is essential. The training will be imparted in four tier system viz; 1 village level 2. Cluster level 3. Block level and District level. The groups are teachers, personnel of Education Department, other Department Officer, VEC Members etc., as given in the following programme chart.

Training Programme for 1994-95
x

S.No.	Target group and their number	Resource Institution & Venue	Nature of Training.	training Contents
1	2	3	4	5
1.	Principal, DIET Vice-Principal, DIET Lecturer, DIET-8 Deputy Director of Education. 11 number.	S.C.E.R.T. at Ehopal	5 days Training in May, 1994	Aims of District Primary Education Programme, Environment building, community participation, M.L.D., Institutional Planning, School readiness, Evaluation, Act Research, Special effort for the education of Scheduled Caste/Tribes- Women, Supervision, Monitoring Follow-up, feed back, Operation Blackboard, teacher Empowerment, Role Play, Child Central Education, Methods of Teaching, Multigrade Teaching.
2.	Member of D.P.E.P. Journalist, Women activists, Social Worker 30 in number.	D.I.E.T. at	1 day Orientation in May, 1994.	Aims of D.P.E.P., Environment building, Public Cooperation, Role of the members, reporting of success and failures of the programmes. Suggestion of the members.
3.	District level officers Members of Jila Parishad, 25 in number	D.I.E.T. at Tikamgarh	1 day Orientation May, 1994.	

1	2	3	4	5
4.	Asstt. Director of Education, Asstt. Director of Non-formal Education, BEOs, ADIS, Project Officers of NFE 50 in number.	DIET at Tikamgarh	3 day Training May, 1994.	-
5.	Head Masters, Middle Schools, Cluster Resource Persons, & Asstt. resource Persons, I.C.D.S. Officers. 375 in number.	Project Officer A.D.I.S. at Block	3 day Training June, 1994.	-
6.	Journalist Social Worker Women activist, Members of the Block level unit and Block level officers 180 in Number.	B.E.O. Astt. Director, NFE at Block level.	1 day Orientation June, 1994	-
7.	Headmasters, Primary Schools, Supervisors, NFE.	Resources Persons Asstt. Resource Persons of Clusters + Block Resource Centre - 1 at Cluster Resource Centre.	3 days Training June, 1994	Aims of DPEP, necessity, concepts, Area, Environment Building social participation, MLL, institutional planning, School readiness, Evaluation, special efforts for education of SC/ST and women, Operation Black Board, Teacher Empowerment Role Play, Child Centred Teaching Methods, Teaching Material Preparation.

1	2	3	4	5
8.	Assistant Teachers and NFE Instructors.	Resource Persons, Asstt. Resource Persons of Clusters + Block resource Centre-1 at Cluster Resource Centre.	7 day Training June, 1994	-
	Members of V.E.C. panchayat Education Committee, Members of NGO's women activists, Aganwadi Workers.	Head Master of Middle School & Primary School at Village School.	1 day Orientation June, 1994.	As in Sl.No.2.

Note:-

1. All the above programmes will be organised once a year.
2. Teachers, NFE Supervisors will have one day training monthly meetings. at cluster level; besides the above intensive training mentioned above under Sl.No.8.

5.8 MANAGEMENT:

The Deputy Director and block Education offices are already over burdened. These would be totally inadequate to cope with the demands of DPEP.

To achieve the goals and target of the project a new management structure is being proposed at district and Block level. This would be a part and parcel of the existing educational set up in the district.

5.8.1 DISTRICT UNIT:

The district will have district unit of the Rajiv Gandhi Prathmik Shiksha Mission. This will be headed by the district Collector as the Chairman. CED of the Zila Parishad would be the Vice- Chairman. There will be a district Project Officer for DPEP who will be the member Secretary of the unit. District Level Officers like education, T.W.D. , women and child development, R.E.S., etc. would be the member. It will also have representatives of teachers, educationist , social workers and women.

5.8.2 BLOCK UNIT:

There shall be a Block unit of the state unit. S.D.O. will be the Chairman and the BEO the member Secretary.

5.8.3 DISTRICT MANAGEMENT STRUCTURE:

The district unit would act as Policy planning body and achieving community participation. The actual management will be done by a separate Project office having Project Co-ordinator, Assistant Project Co-ordinator, Assistant Engineer, Junior Engineer & Staff.

5.8.4 BLOCK MANAGEMENT STRUCTURE:

B.E.O. will be assisted by a full time, Programme officer and support staff.

5.8.5 EQUIPMENTS:

The offices at district and Block level will be fully equipped. The district unit office will have photo copier, Electronic & ordinary type writers, calculators, fax machine, Intercom, Public Address system and V.C.R. etc.

The Block office will have type writer Duplicators, P.A.S., etc.

5.9. PROMOTING STUDIES, INNOVATIONS & EXPERIMENTS:

There is a need to make certain studies and experiments in different areas of UPE .

- (i) Courses of Non-enrolment.
- (ii) Irregular attendance of students and teachers.

- (iii) Retention/ Dropout.
- (iv) Poor Achievement of Students.
- (v) Teachers need for professional competency etc.

It will help in planning of our future programme. Teachers, Other Institutions, retired teachers etc. will be motivated to conduct studies and experiments. Training will be imparted to such willing teachers/ persons in educational studies and researches. Academic support and guidance will be given to them by the DIET.

For micro plans, N.G.O., Local Self- Govt. Bodies, Teacher Association & Educational Institutions will be given assistance out of D.P. Fund , DIET will be the nodal agency.

A brochure will be brought out by the DIET giving details of this programme.

B. NON-FINANCIAL INTERVENTIONS

5.10 MAKING THE PRESENT SYSTEM WORKABLE:

(a) At present there is an imbalance in the strength of the teachers. 170 teachers are surplus in some of the schools. During summer vacation 1994, such surplus teachers may be transferred to understaffed schools. Deputy Director of Education will take this action. The Govt. will be approached to fill up the existing vacancies in teaching and non-teaching cadre before the next session starts by the Deputy Director of Education and Principal, DIET will initiate the action.

(b) ELIMINATING TEACHER ABSENTEESM:

The V.E.C. and the Panchayat will inspect the schools. V.E.C. members will have vigilance over the regularity and punctuality of the teachers. V.E.C. will be formed by the end of May, 1994. ADIS and Headmaster, Primary Schools will initiate the action and complete it. ADIS will maintain a roaster of their inspection. B.E.O. will monitor their regular and proper inspection. Cluster centres in its

meetings will exert moral pressure upon teachers to maintain regularity and punctuality. Officers of other department will play positive role in toning up the regularity and punctuality during their official visits.

- (c) Government buildings lying unused will be identified by the ADIS and Headmasters by June 1994 so as to use them for Schools and ECCE Centers. Community will be encouraged for minor repairs at the time of Depawali.

- (d) Ensuring Prescribed Number of Days per Year:

Deputy Director of Education has prepared a school calendar for primary school in the proceeding year. It will be reviewed in the light of DPEP goals by the Deputy Director of Education before the next academic session.

5.11 ENVIRONMENT BUILDING FOR UPE:

- (a) Door to Door contact specially with SC, ST family members will be made by the VEC members, activities and teachers every year.

- (b) The same team will make efforts for the girls education through personal contacts with the parent.

- (c) Panchayat members will also make efforts in advocating the primary education
- (d) Gross root level workers of other departments will be requested, through their officers, to talk about enrolment in education while visiting in their areas.
- (e) It has been planned in D.P.G. that the officers going on their official tours will motivate the community especially of disadvantaged groups to send their children/wards to the schools.
- (f) Rally by the community, teachers and students will be organised every year.
- (g) Slogan's will be written on the walls in June by V.E.C. members and teachers.
- (h) Poster relating to environment building will be developed and exhibited by Education Department of the district.

- (i) Folk songs relating to education have been composed. They will be sung in rallies and meetings.
- (j) The village/habitations which will work better will be appreciated at the block level in public meetings and through newspapers. ADIS will be nodal agency for it.
- (k) The total literacy campaign will be used in environment buildings.

**5.11. GALVANISING AND EMPOWERING TEACHERS. WOMEN IN
THE COMMUNITY TO PLAY THEIR PIVOTAL ROLE IN THE
UPE.**

5.11.1. IMPROVING TEACHER MOTIVATION AND MORALE:

B.E.O. will clear up personal claims and grievances in time. Deputy Director will take stock of it in its monthly meetings.

- (b) The teachers will prepare school plan in June every year. They may feel it as its own.
- (c) At the implementation stage of the DPEP programmes the teacher will be actively involved in its implementation, evaluation and review.

(d) Clusters RPs and ADIS/ Head Masters of Middle schools, VEC members will identify the good teachers. They will be given public and departmental recognition, on Teacher's Day.

5.11.2 WOMEN'S EDUCATION AND EMPOWERMENT:

Activists women will be identified by the teachers & ADIS to act as catalytic agents in this programme.

5.11.3 COMMUNITY MOBILISATION:

To day the community at large is a silent spectator. However, the success of the DPEP largely depends upon activising it. For it the following steps will be taken up by July, 1994.

1. Formation of VEC.
2. Formation of activists group.
3. Involving them in institutional planning, monitoring execution and evaluation.

5.13 UNIVERSAL ACCESS:

1. Planning for non-cognitive areas in education will be done by Block Units

2. Placing of ECCE Centres and Schools nearer with identical timings will be done

3. Identify the schools in which timings will be changed to suit local conditions.

4. Some material of learning will be developed in local dialect by the DIET.

5.14 UNIVERSAL PARTICIPATION:

1. A.D.I.S. and V.E.C. will look after the regular attendance of the students.

5.15 QUALITY IMPROVEMENT IN GENERAL AND M.L.L. IN PARTICULAR

1. The students below the norms of M.L.L. will be given remedial teaching by the teachers.

2. Different models of school time table for multiple class teaching will be framed and followed.

3. Physical education, SUPW & Arts will find due place in time table. B.E.O. will develop models. ADIS will monitor them.

5.16 Detailed Planning for different target groups will be planned by the DIET.

5.17 MANAGEMENT REVAMP:

The Deputy Directors may delegate powers to B.E.O.s regarding write off of unused material, programmes as for smooth functioning of the write off and rationalisation of teachers by the end of the year.

5.18. Work done in the district regarding UPE such as studies, experiments, innovations be collected, studied and make use of them.

CHAPTER - VI

Costs and Funding

The total cost of the District Primary Education programme in TIKAMGARH district comes to Rs.2690.00 lakhs. The details are given in tables 6.1 to 6.2.15. The abstract of costs on each intervention are given at table.

Each strategy component/sub-component has been brokenup into the following heads of expenditure:-

<u>Non-Recurring Costs</u>	<u>Amount</u>
i. Civil Works	598.78
ii. Professional fees.	22.75
iii. Furniture	16.51
iv. Equipment	19.40
v. Educational Material	130.56
vi. Vehicles	6.98
vii. Books	5.00
viii. Local Fellowships	00.00
ix. Local training	114.13
x. Studies	2.75
xi. NGOS	18.82

Recurring Costs

i. Salaries	1396.39
ii. Operation & Maintenance	259.83
iii. Building Maintenance	98.13

Against each category is given the Unit cost in lakhs of Rupees and the Percent of Central assistance for that item of expenditure. At the bottom of each table is the total aggregate share of central and state funding.

Each table is spread over two pages and gives details of total cost and the state and central share of funding for each item of expenditure. The aggregate ratio of central to state funding for the entire project is 81:19.

The total cost on civil work is 22.26% and on management is 4.10% which is within DPEP norms.

The first year outlay is Rs.121.70 lakhs which is 4.52% of the seven year outlay.

The total recurring expenditure in the last year of project is Rs.41.75 lakhs.

Tikaagarh

RAJIV GANDHI PRATHMIK SHIKSHA MISSION

Tab.

Table No. 6-4-X

REVISION OF DISTRICT PLANS
MASTER TABLE FOR FINANCIAL CALCULATIONS

		1	2	3	4	5	6	7
2600.00		121.70	388.36	557.20	425.27	422.59	399.17	425.71
		4.52%	14.44%	20.71%	15.81%	13.85%	14.84%	15.83%
		598.78	22.26%	CENTRAL SHARE ==				
		110.27	4.10%		80.81%			
		BASIC VARIABLES						
Year		1	2	3	4	5	6	7
ACCESS								
190	No. of new PS	0.00	60.00	63.00	67.00	0.00	0.00	0.00 nos.
380	New Teachers (M)	0.00	120.00	126.00	134.00	0.00	0.00	0.00 nos.
287	New NFE Centres	0.00	101.00	86.00	160.00	0.00	0.00	0.00 nos.
0	New NFE Projects	0.00	0.00	0.00	0.00	0.00	0.00	0.00 nos.
153	No of new building	0.00	70.00	80.00	5.00	6.00	0.00	0.00 nos.
168	No. of new rooms	0.00	35.00	90.00	43.00	0.00	0.00	0.00 nos.
168	New teachers (M)	0.00	35.00	90.00	43.00	0.00	0.00	0.00 nos.
ENVIRONMENT BUILDING								
47	Multi-media campn.	6.00	6.00	6.00	6.00	6.00	6.00	6.00 blocks
34	Rwards to groups	0.00	5.00	6.00	5.00	6.00	6.00	6.00 blocks
42	Workshops/seminars	6.00	6.00	6.00	6.00	6.00	6.00	6.00 blocks
IMPROVING QUALITY								
51	Repairs - major	0.00	27.00	0.00	24.00	0.00	0.00	0.00
7480	School Contingency & teaching matl.	934.00	994.00	1057.00	1124.00	1124.00	1124.00	1123.00 (total schools each year)
1	ECCE projects-new	0.00	1.00	0.00	0.00	0.00	0.00	enter total new projects to be opened that year
	BRCs-Teacher Trg.	8.00						(enter total blocks in year of opening)
	Management	6.00						(enter total blocks in year of opening)

101

Table No. 6.2.2

COST ABSTRACT

ITEM	1 94-95	2 95-96	3 96-97	4 97-98	5 98-99	6 99-2000	7 2000-01	Total	% CENTRAL FUNDING	CENTRAL FUNDING
UNIVERSAL ACCESS										
New Primary School	0.00	44.88	91.73	148.77	148.96	159.60	170.24	764.18	75.54%	577.25
New MFE Centres	0.00	11.60	20.28	33.05	33.35	35.73	38.11	171.52	75.48%	129.48
New MFE Projects	0.00	0.00	0.00	0.00	0.00	0.00	0.00	0.00	0.00%	0.00
New Buildings	0.00	173.25	216.00	8.78	0.00	0.00	0.00	398.03	100.00%	358.22
Additional Rooms	0.00	40.04	124.08	103.64	65.85	70.50	75.26	479.34	79.81%	382.61
ENVIRONMENT BUILDING										
Multi-media campai	1.50	1.65	1.80	1.95	2.10	2.25	2.40	13.65	100.00%	13.65
Awards to groups	0.00	0.55	0.72	0.65	0.84	0.90	0.96	4.62	100.00%	4.62
Workshops/seminars	0.06	0.07	0.07	0.08	0.08	0.09	0.10	0.55	100.00%	0.55
IMPROVING QUALITY										
Repairs	0.00	14.85	0.00	15.60	0.00	9.00	0.00	30.45	90.00%	27.41
School cont. & teaching mat	18.68	21.87	25.37	29.22	31.47	33.72	35.94	196.27	82.50%	161.92
ICT	0.00	25.53	20.20	21.84	21.48	25.13	26.77	142.95	76.36%	109.14
Trinidad Res. Cen	52.50	23.70	32.40	35.10	37.80	40.50	43.20	275.20	84.46%	231.07
CAPACITY BUILDING										
ICT - strengthening management	17.90	6.49	4.38	4.75	5.11	5.48	5.84	48.94	96.29%	47.05
MIS	19.55	12.32	13.44	14.56	15.68	16.80	17.92	110.67	76.14%	84.26
Removals	11.51	6.17	6.73	7.29	7.85	8.41	8.98	56.34	83.74%	47.15
TOTAL										
	121.70	388.36	557.20	425.27	372.59	399.17	425.71	2690.00	80.81%	2173.69

Table No. 2.1

Inflation Adjustment									0.00	0.20	0.25	0.30	0.40	0.50	0.60		
NEW PRIMARY SCHOOLS COMPONENT																	
No. of new PS		0.00	60.00	13.00	67.00	0.00	0.00	0.00	150.00								
No. of new teachers		0.00	120.00	26.00	134.00	0.00	0.00	0.00	390.00								
		Res.							Total								
Unit Cost Assistance		1	2	3	4	5	6	7	Total	1	2	3	4	5	6	7	Total
		94-95	95-96	96-97	97-98	98-99	99-2000	2000-01		94-95	95-96	96-97	97-98	98-99	99-2000	2000-01	
Inflation Adjustment										0.00	0.10	0.20	0.30	0.40	0.50	0.60	
NON-RECURRING																	
	Civil Works	90.00%	0.00						0.00	0.00	0.00	0.00	0.00	0.00	0.00	0.00	0.00
	Professional Fees	100.00%	0.00						0.00	0.00	0.00	0.00	0.00	0.00	0.00	0.00	0.00
	Furniture	90.00%	0.01	0.00	120.00	26.00	134.00	0.00	0.00	0.00	1.32	2.60	2.68	0.00	0.00	0.00	4.60
	Equipment	90.00%	0.00						0.00	0.00	0.00	0.00	0.00	0.00	0.00	0.00	0.00
	Educational Material	90.00%	0.10	0.00	66.00	13.00	67.00	0.00	0.00	0.00	6.60	13.00	13.00	0.00	0.00	0.00	22.60
	Services	90.00%	0.00						0.00	0.00	0.00	0.00	0.00	0.00	0.00	0.00	0.00
	Ferries	90.00%	0.00						0.00	0.00	0.00	0.00	0.00	0.00	0.00	0.00	0.00
	Local bus services	100.00%	0.00						0.00	0.00	0.00	0.00	0.00	0.00	0.00	0.00	0.00
	Local Trains	100.00%	0.00						0.00	0.00	0.00	0.00	0.00	0.00	0.00	0.00	0.00
	Trucks	100.00%	0.00						0.00	0.00	0.00	0.00	0.00	0.00	0.00	0.00	0.00
	Other	100.00%	0.00						0.00	0.00	0.00	0.00	0.00	0.00	0.00	0.00	0.00
TOTAL NON-RECURRING										0.00	7.92	5.60	10.48	0.00	0.00	0.00	23.44
RECURRING										0.00	0.00	8.66	0.00	0.00	0.00	0.00	
	Salaries	75.00%	0.28	0.00	120.00	246.00	300.00	300.00	300.00	0.00	36.96	82.64	138.32	148.96	155.60	170.24	736.74
	Operation & Rec.	75.00%	0.00							0.00	0.00	8.66	0.00	0.00	0.00	0.00	0.00
	Building maintenance	75.00%	0.00							0.00	0.00	0.66	0.00	0.00	0.00	0.00	0.00
TOTAL RECURRING										0.00	36.96	82.65	138.32	148.96	155.60	170.24	736.74
TOTAL										0.00	44.88	51.25	148.80	148.96	155.60	170.24	764.18
FUNDING BY SOURCE																	
	Centre	%	State	%	Total	%											
	Outlay	577.25	75.54%	106.93	24.46%	764.18	100.00%										

110/1

Sub. C. 2.2

NEW NFE CENTRES

COMPONENT

No. of new centres 0.00 101.00 86.00 100.00 0.00 0.00 0.00 287.00

	%	Unit Cost	Res.							Total								
			1	2	3	4	5	6	7	Total	1	2	3	4	5	6	7	Total
Assistance			94-95	95-96	96-97	97-98	98-99	99-2000	2000-01		94-95	95-96	96-97	97-98	98-99	99-2000	2000-01	
Inflation Adjustment											0.00	0.16	0.20	0.30	0.40	0.50	0.60	
NON-RECURRING																		
Civil Works	90.00%	0.00							0.00		0.00	0.00	0.00	0.00	0.00	0.00	0.00	0.00
Professional fees	100.00%	0.00							0.00		0.00	0.00	0.00	0.00	0.00	0.00	0.00	0.00
Furniture	90.00%	0.00							0.00		0.00	0.00	0.00	0.00	0.00	0.00	0.00	0.00
Equipment	90.00%	0.00							0.00		0.00	0.00	0.00	0.00	0.00	0.00	0.00	0.00
Educational Matl.	90.00%	0.016	0.00	101.00	86.00	100.00	0.00	0.00	0.00	287.00	0.00	1.78	1.65	2.08	0.00	0.00	0.00	5.51
Vehicles	90.00%	0.00							0.00		0.00	0.00	0.00	0.00	0.00	0.00	0.00	0.00
Books	90.00%	0.00							0.00		0.00	0.00	0.00	0.00	0.00	0.00	0.00	0.00
Local Fellowships	100.00%	0.00							0.00		0.00	0.00	0.00	0.00	0.00	0.00	0.00	0.00
Local Training	100.00%	0.00							0.00		0.00	0.00	0.00	0.00	0.00	0.00	0.00	0.00
Studies	100.00%	0.00							0.00		0.00	0.00	0.00	0.00	0.00	0.00	0.00	0.00
NGOs	100.00%	0.00							0.00		0.00	0.00	0.00	0.00	0.00	0.00	0.00	0.00
TOTAL NON-RECURRING		0.00									0.00	1.78	1.65	2.08	0.00	0.00	0.00	5.51
RECURRING																		
Salaries	75.00%	0.052	0.00	101.00	187.00	287.00	287.00	287.00	287.00		0.00	0.00	0.00	0.00	0.00	0.00	0.00	
Operation & Mtce.	75.00%	0.031	0.00	101.00	187.00	287.00	287.00	287.00	287.00		0.00	3.44	6.96	11.57	12.46	13.35	14.24	62.00
Building maintainan	75.00%	0.00									0.00	0.00	0.00	0.00	0.00	0.00	0.00	0.00
TOTAL RECURRING											0.00	3.44	10.63	30.97	33.35	35.73	38.11	166.01
TOTAL		0.00									0.00	11.00	20.20	33.05	33.35	35.73	38.11	171.52

FUNDING BY SOURCE

	Centre	%	State	%	Total	%
Outlay	129.46	75.40%	42.05	24.52%	171.52	100.00%

112

171.52

13

Central Share							
1	2	3	4	5	6	7	Total
94-95	95-96	96-97	97-98	98-99	99-2000	2000-01	
	0.10	0.20	0.30	0.40	0.50	0.60	
0.00	0.00	0.00	0.00	0.00	0.00	0.00	0.00
0.00	0.00	0.00	0.00	0.00	0.00	0.00	0.00
0.00	0.00	0.00	0.00	0.00	0.00	0.00	0.00
0.00	0.00	0.00	0.00	0.00	0.00	0.00	0.00
0.00	1.60	1.49	1.07	0.00	0.00	0.00	4.96
0.00	0.00	0.00	0.00	0.00	0.00	0.00	0.00
0.00	0.00	0.00	0.00	0.00	0.00	0.00	0.00
0.00	0.00	0.00	0.00	0.00	0.00	0.00	0.00
0.00	0.00	0.00	0.00	0.00	0.00	0.00	0.00
0.00	0.00	0.00	0.00	0.00	0.00	0.00	0.00
0.00	0.00	0.00	0.00	0.00	0.00	0.00	0.00
0.00	0.00	0.00	0.00	0.00	0.00	0.00	0.00
0.00	1.60	1.49	1.07	0.00	0.00	0.00	4.96
0.00	0.00	0.00	0.00	0.00	0.00	0.00	0.00
0.00	4.33	0.75	14.55	15.67	16.79	17.91	70.00
0.00	2.58	5.22	0.67	9.34	10.01	10.68	46.50
0.00	0.00	0.00	0.00	0.00	0.00	0.00	0.00
0.00	6.92	13.97	23.23	25.01	26.80	28.59	124.51
0.00	0.00	0.52	15.45	25.10	25.01	26.80	28.59

State Share							
1	2	3	4	5	6	7	Total
94-95	95-96	96-97	97-98	98-99	99-2000	2000-01	
	0.10	0.20	0.30	0.40	0.50	0.60	
0.00	0.00	0.00	0.00	0.00	0.00	0.00	0.00
0.00	0.00	0.00	0.00	0.00	0.00	0.00	0.00
0.00	0.00	0.00	0.00	0.00	0.00	0.00	0.00
0.00	0.00	0.00	0.00	0.00	0.00	0.00	0.00
0.00	0.10	0.17	0.21	0.00	0.00	0.00	0.55
0.00	0.00	0.00	0.00	0.00	0.00	0.00	0.00
0.00	0.00	0.00	0.00	0.00	0.00	0.00	0.00
0.00	0.00	0.00	0.00	0.00	0.00	0.00	0.00
0.00	0.00	0.00	0.00	0.00	0.00	0.00	0.00
0.00	0.00	0.00	0.00	0.00	0.00	0.00	0.00
0.00	0.00	0.00	0.00	0.00	0.00	0.00	0.00
0.00	0.10	0.17	0.21	0.00	0.00	0.00	0.55
0.00	0.00	0.00	0.00	0.00	0.00	0.00	0.00
0.00	1.44	2.92	4.05	5.22	5.60	5.97	26.00
0.00	0.00	1.74	2.89	3.11	3.34	3.56	15.50
0.00	0.00	0.00	0.00	0.00	0.00	0.00	0.00
0.00	2.31	4.66	7.74	8.34	8.93	9.53	41.50
0.00	0.00	2.48	4.02	7.95	8.34	8.93	42.05

700 0-2000

NEW PFE PROJECTS

CONFORM

No. of new projects

0.00 0.00 0.00 0.00 0.00 0.00 0.00 0.00

	% Assistance	Unit Cost	Res.							Total							
			1 94-95	2 95-96	3 96-97	4 97-98	5 98-99	6 99-2000	7 2000-01	1 94-95	2 95-96	3 96-97	4 97-98	5 98-99	6 99-2000	7 2000-01	Total
Inflation Adjustment																	0.00 0.10 0.00 0.00 0.00 0.00 0.00
NON-RECURRING																	
Civil Works	90.00%	0.00							0.00	0.00	0.00	0.00	0.00	0.00	0.00	0.00	0.00
Professional Fees	100.00%	0.00							0.00	0.00	0.00	0.00	0.00	0.00	0.00	0.00	0.00
Furniture	90.00%	0.00							0.00	0.00	0.00	0.00	0.00	0.00	0.00	0.00	0.00
Equipment	90.00%	0.25	0.00	0.00	0.00	0.00	0.00	0.00	0.00	0.00	0.00	0.00	0.00	0.00	0.00	0.00	0.00
Educational Matl.	90.00%	0.00							0.00	0.00	0.00	0.00	0.00	0.00	0.00	0.00	0.00
Vehicles	90.00%	0.00							0.00	0.00	0.00	0.00	0.00	0.00	0.00	0.00	0.00
Books	90.00%	0.00							0.00	0.00	0.00	0.00	0.00	0.00	0.00	0.00	0.00
Local Fellowships	100.00%	0.00							0.00	0.00	0.00	0.00	0.00	0.00	0.00	0.00	0.00
Local Training	100.00%	0.00							0.00	0.00	0.00	0.00	0.00	0.00	0.00	0.00	0.00
Studies	100.00%	0.00							0.00	0.00	0.00	0.00	0.00	0.00	0.00	0.00	0.00
MOs	100.00%	0.00							0.00	0.00	0.00	0.00	0.00	0.00	0.00	0.00	0.00
TOTAL NON-RECURRING		0.00							0.00	0.00	0.00	0.00	0.00	0.00	0.00	0.00	0.00
RECURRING																	
Salaries	75.00%	3.50	0.00	0.00	0.00	0.00	0.00	0.00	0.00	0.00	0.00	0.00	0.00	0.00	0.00	0.00	0.00
Operation & Mctc.	75.00%	0.35	0.00	0.00	0.00	0.00	0.00	0.00	0.00	0.00	0.00	0.00	0.00	0.00	0.00	0.00	0.00
Building maintain	75.00%	0.00							0.00	0.00	0.00	0.00	0.00	0.00	0.00	0.00	0.00
TOTAL RECURRING		0.00							0.00	0.00	0.00	0.00	0.00	0.00	0.00	0.00	0.00
TOTAL		0.00							0.00	0.00	0.00	0.00	0.00	0.00	0.00	0.00	0.00

14

EXPENSE BY SERVICE

Centre	% State	% Total
Galley	0.00	0.00

Tot. 6-2-4

NEW BUILDINGS COMPONENT

No. of new buildings: 0.00 70.00 80.00 3.00 0.00 0.00 0.00 153.00

Unit Cost Assistance

Rec.

1 2 3 4 5 6 7 Total
84-85 85-86 86-87 87-88 88-89 89-2000 2000-01

1 2 3 4 5 6 7 Total
84-85 85-86 86-87 87-88 88-89 89-2000 2000-01

Inflation Adjustment

0.00 0.10 0.20 0.30 0.40 0.50 0.60

NON-RECURRING

Construction 90.00% 2.25 0.00 70.00 80.00 3.00 0.00 0.00 153.00
 Professional Fees 100.00% 0.00 0.00 0.00 0.00 0.00 0.00 0.00
 Furniture 90.00% 0.00 0.00 0.00 0.00 0.00 0.00 0.00
 Equipment 90.00% 0.00 0.00 0.00 0.00 0.00 0.00 0.00
 Educational Matl. 90.00% 0.00 0.00 0.00 0.00 0.00 0.00 0.00
 Vehicles 90.00% 0.00 0.00 0.00 0.00 0.00 0.00 0.00
 Books 90.00% 0.00 0.00 0.00 0.00 0.00 0.00 0.00
 Local Fellowships 100.00% 0.00 0.00 0.00 0.00 0.00 0.00 0.00
 Local Training 100.00% 0.00 0.00 0.00 0.00 0.00 0.00 0.00
 Studies 100.00% 0.00 0.00 0.00 0.00 0.00 0.00 0.00
 Misc. 100.00% 0.00 0.00 0.00 0.00 0.00 0.00 0.00

0.00 173.25 216.00 0.78 0.00 0.00 0.00 350.03
 0.00 0.00 0.00 0.00 0.00 0.00 0.00 0.00
 0.00 0.00 0.00 0.00 0.00 0.00 0.00 0.00
 0.00 0.00 0.00 0.00 0.00 0.00 0.00 0.00
 0.00 0.00 0.00 0.00 0.00 0.00 0.00 0.00
 0.00 0.00 0.00 0.00 0.00 0.00 0.00 0.00
 0.00 0.00 0.00 0.00 0.00 0.00 0.00 0.00
 0.00 0.00 0.00 0.00 0.00 0.00 0.00 0.00
 0.00 0.00 0.00 0.00 0.00 0.00 0.00 0.00

TOTAL NON-RECURRING 0.00

0.00 173.25 216.00 0.78 0.00 0.00 0.00 350.03

RECURRING

Salaries 75.00% 0.00
 Operations & Mtce. 75.00% 0.00
 Building maintainan 75.00% 0.00

0.00 0.00 0.00 0.00 0.00 0.00 0.00

TOTAL RECURRING

0.00 0.00 0.00 0.00 0.00 0.00 0.00 0.00

TOTAL 0.00

0.00 173.25 216.00 0.78 0.00 0.00 0.00 350.03

FUNDING BY SOURCE

Centre % State % Total %
 Full Day 350.22 90.00% 35.00 10.00% 350.03 100.00%

116

119

Central Share							
1	2	3	4	5	6	7	Total
94-95	95-96	96-97	97-98	98-99	99-2000	2000-01	
	0.10	0.26	0.35	0.40	0.50	0.60	
0.00	155.93	194.40	7.90	0.00	0.00	0.00	358.22
0.00	0.00	0.00	0.00	0.00	0.00	0.00	0.00
0.00	0.00	0.00	0.00	0.00	0.00	0.00	0.00
0.00	0.00	0.00	0.00	0.00	0.00	0.00	0.00
0.00	155.93	194.40	7.90	0.00	0.00	0.00	358.22
0.00	0.00	0.00	0.00	0.00	0.00	0.00	0.00
0.00	0.00	0.00	0.00	0.00	0.00	0.00	0.00
0.00	155.93	194.40	7.90	0.00	0.00	0.00	358.22

State Share							
1	2	3	4	5	6	7	Total
94-95	95-96	96-97	97-98	98-99	99-2000	2000-01	
	0.10	0.20	0.30	0.40	0.50	0.60	
0.00	17.32	21.60	0.88	0.00	0.00	0.00	39.80
0.00	0.00	0.00	0.00	0.00	0.00	0.00	0.00
0.00	0.00	0.00	0.00	0.00	0.00	0.00	0.00
0.00	0.00	0.00	0.00	0.00	0.00	0.00	0.00
0.00	17.32	21.60	0.88	0.00	0.00	0.00	39.80
0.00	0.00	0.00	0.00	0.00	0.00	0.00	0.00
0.00	0.00	0.00	0.00	0.00	0.00	0.00	0.00
0.00	17.32	21.60	0.88	0.00	0.00	0.00	39.80

Tab. 6.2.5

ADDITIONAL ROOMS

COMPONENT

No. of new rooms	0.00	35.00	90.00	43.00	0.00	0.00	0.00	160.00
No. of new teachers	0.00	35.00	90.00	43.00	0.00	0.00	0.00	160.00

	% Assistance	Unit Cost	Res.							Total								
			1 94-95	2 95-96	3 96-97	4 97-98	5 98-99	6 99-2000	7 2000-01	Total	1 94-95	2 95-96	3 96-97	4 97-98	5 98-99	6 99-2000	7 2000-01	Total
Inflation Adjustent										0.00	0.10	0.20	0.30	0.40	0.50	0.60		
NON-RECURRING																		
Civil Works	90.00%	0.75	0.00	35.00	90.00	43.00	0.00	0.00	0.00	160.00	0.00	20.00	81.00	41.93	0.00	0.00	0.00	151.80
Professional Fees	100.00%	0.00								0.00	0.00	0.00	0.00	0.39	0.00	0.00	0.00	1.00
Furniture	90.00%	0.01	0.00	35.00	90.00	43.00	0.00	0.00	0.00	160.00	0.00	0.35	1.08	0.56	0.00	0.00	0.00	2.62
Equipment	90.00%	0.00								0.00	0.00	0.00	0.00	0.00	0.00	0.00	0.00	0.00
Educational Matl.	90.00%									0.00	0.00	0.00	0.00	0.00	0.00	0.00	0.00	0.00
Relicles	90.00%	0.00								0.00	0.00	0.00	0.00	0.00	0.00	0.00	0.00	0.00
Books	90.00%	0.00								0.00	0.00	0.00	0.00	0.00	0.00	0.00	0.00	0.00
Local Fellowships	100.00%	0.00								0.00	0.00	0.00	0.00	0.00	0.00	0.00	0.00	0.00
Local Training	100.00%	0.00								0.00	0.00	0.00	0.00	0.00	0.00	0.00	0.00	0.00
Studies	100.00%	0.00								0.00	0.00	0.00	0.00	0.00	0.00	0.00	0.00	0.00
BGs	100.00%	0.00								0.00	0.00	0.00	0.00	0.00	0.00	0.00	0.00	0.00
TOTAL NON-RECURRING		0.00								0.00	25.26	82.00	42.48	0.00	0.00	0.00	0.00	151.82
RECURRING																		
Salaries	75.00%	0.20	0.00	35.00	125.00	100.00	160.00	100.00	160.00		0.00	0.00	0.00	0.00	0.00	0.00	0.00	
Operation & Mtee.	75.00%	0.00									0.00	10.70	42.00	61.15	65.86	70.56	75.26	325.61
Building maintainan	75.00%	0.00									0.00	0.00	0.00	0.00	0.00	0.00	0.00	0.00
TOTAL RECURRING		0.00								0.00	10.70	42.00	61.15	65.86	70.56	75.26	325.61	
TOTAL		0.00								0.00	40.00	124.00	103.64	65.86	70.56	75.26	479.44	

FUNDING BY SOURCE

Centre	%	State	%	Total	%	
Outlay	302.65	79.81%	96.79	20.19%	479.44	100.00%

118

Central Share							
1	2	3	4	5	6	7	Total
94-95	95-96	96-97	97-98	98-99	99-2000	2000-01	
	0.10	0.20	0.30	0.40	0.50	0.60	
0.00	25.99	72.90	37.73	0.00	0.00	0.00	136.62
0.00	0.00	0.00	0.00	0.00	0.00	0.00	0.00
0.00	0.35	0.97	0.50	0.00	0.00	0.00	1.82
0.00	0.00	0.00	0.00	0.00	0.00	0.00	0.00
0.00	0.00	0.00	0.00	0.00	0.00	0.00	0.00
0.00	0.00	0.00	0.00	0.00	0.00	0.00	0.00
0.00	0.00	0.00	0.00	0.00	0.00	0.00	0.00
0.00	0.00	0.00	0.00	0.00	0.00	0.00	0.00
0.00	0.00	0.00	0.00	0.00	0.00	0.00	0.00
0.00	0.00	0.00	0.00	0.00	0.00	0.00	0.00
0.00	0.00	0.00	0.00	0.00	0.00	0.00	0.00
0.00	0.00	0.00	0.00	0.00	0.00	0.00	0.00
0.00	0.00	0.00	0.00	0.00	0.00	0.00	0.00
0.00	26.33	73.87	38.24	0.00	0.00	0.00	138.44
0.00	0.00	0.00	0.00	0.00	0.00	0.00	
0.00	0.00	31.50	45.00	49.39	52.92	56.45	244.21
0.00	0.00	0.00	0.00	0.00	0.00	0.00	0.00
0.00	0.00	0.00	0.00	0.00	0.00	0.00	0.00
0.00	0.00	31.50	45.00	49.39	52.92	56.45	244.21
0.00	0.00	34.42	105.37	84.10	40.39	52.92	302.65

State Share							
1	2	3	4	5	6	7	Total
94-95	95-96	96-97	97-98	98-99	99-2000	2000-01	
	0.10	0.20	0.30	0.40	0.50	0.60	
0.00	2.09	0.10	4.19	0.00	0.00	0.00	15.18
0.00	0.00	0.00	0.00	0.00	0.00	0.00	0.00
0.00	0.04	0.11	3.06	0.00	0.00	0.00	0.20
0.00	0.00	0.00	0.00	0.00	0.00	0.00	0.00
0.00	0.00	0.00	0.00	0.00	0.00	0.00	0.00
0.00	0.00	0.00	0.00	0.00	0.00	0.00	0.00
0.00	0.00	0.00	0.00	0.00	0.00	0.00	0.00
0.00	0.00	0.00	0.00	0.00	0.00	0.00	0.00
0.00	0.00	0.00	0.00	0.00	0.00	0.00	0.00
0.00	0.00	0.00	0.00	0.00	0.00	0.00	0.00
0.00	0.00	0.00	0.00	0.00	0.00	0.00	0.00
0.00	2.93	0.21	4.25	0.00	0.00	0.00	15.38
0.00	0.00	0.00	0.00	0.00	0.00	0.00	
0.00	2.70	10.50	15.29	16.46	17.64	18.02	81.40
0.00	0.00	0.00	0.00	0.00	0.00	0.00	0.00
0.00	0.00	0.00	0.00	0.00	0.00	0.00	0.00
0.00	2.70	10.50	15.29	16.46	17.64	18.02	81.40
0.00	0.00	5.62	18.71	19.54	16.46	17.64	96.79

Table 2-0

PROJECT NEEDS SUMMARY COMPONENT

Per. of categories
 (includes block) 0.00 0.00 0.00 0.00 0.00 0.00 0.00 0.00 42.00

Project Component	Unit Cost	Nos.							Total	Total							
		1	2	3	4	5	6	7		1	2	3	4	5	6	7	Total
		94-95	95-96	96-97	97-98	98-99	99-2000	2000-01		94-95	95-96	96-97	97-98	98-99	99-2000	2000-01	
Insurance																	
Installation/Replacement										0.00	0.10	0.20	0.30	0.40	0.50	0.60	
REPAIRS																	
Hand work	90.00%	0.00							0.00	0.00	0.00	0.00	0.00	0.00	0.00	0.00	0.00
Professional Fees	100.00%								0.00	0.00	0.00	0.00	0.00	0.00	0.00	0.00	0.00
Materials	90.00%	0.00															
Equipment	90.00%	0.00															
Educational Matl.	90.00%	0.00															
Utilities	90.00%	0.00															
Rec'd	90.00%	0.00															
Travel/Per diem	100.00%	0.00															
Printing	100.00%	0.00															
Supplies	100.00%	0.25							0.00	0.00	0.00	0.00	0.00	0.00	0.00	0.00	0.00
TOTAL REPAIRS		0.00							0.00	0.00	0.00	0.00	0.00	0.00	0.00	0.00	0.00
TOTAL REPAIRS		0.00							0.00	0.00	0.00	0.00	0.00	0.00	0.00	0.00	0.00
RECORDING		0.00															
Salaries	75.00%	0.00															
Operation & Misc.	75.00%	0.00															
Building maintenance	75.00%	0.00															
TOTAL RECORDING		0.00															
TOTAL		0.00								1.50	1.65	1.80	1.95	2.10	2.25	2.40	13.65

120

FUNDING BY SOURCE

Centre	%	State	%	Total	%
13.65	100.00%	0.00	0.00%	13.65	100.00%

Stat. 6.2.7

122

BUDGET TO GROUPS		COMPONENT															
No. of awards (blocks)		1	2	3	4	5	6	7	Total								
		Nos.							Total								
		1	2	3	4	5	6	7	Total	1	2	3	4	5	6	7	Total
		94-95	95-96	96-97	97-98	98-99	99-2000	2000-01		94-95	95-96	96-97	97-98	98-99	99-2000	2000-01	
Inflation Adjustment										0.00	0.10	0.20	0.30	0.40	0.50	0.60	
NON-RECURRING																	
Civil Works	90.00%	0.00							0.00								
Professional Fees	100.00%								0.00								
Furniture	90.00%	0.00							0.00								
Equipment	90.00%	0.00							0.00								
Educational Matl.	90.00%	0.00							0.00								
Vehicles	90.00%	0.00							0.00								
Books	90.00%	0.00							0.00								
Local Fellowships	100.00%	0.00							0.00								
Local Training	100.00%	0.00							0.00								
Studies	100.00%	0.00							0.00								
BGs	100.00%	0.10							0.00								
		0.00							0.00								
TOTAL NON-RECURRING		0.00							0.00	0.00	0.55	0.72	0.65	0.84	0.90	0.96	4.62
RECURRING		0.00							0.00	0.00	0.00	0.00	0.00	0.00	0.00	0.00	0.00
Salaries	75.00%	0.00							0.00	0.00	0.00	0.00	0.00	0.00	0.00	0.00	0.00
Operation & Mtce.	75.00%	0.00							0.00	0.00	0.00	0.00	0.00	0.00	0.00	0.00	0.00
Building maintainan	75.00%	0.00							0.00	0.00	0.00	0.00	0.00	0.00	0.00	0.00	0.00
TOTAL RECURRING		0.00							0.00	0.00	0.00	0.00	0.00	0.00	0.00	0.00	0.00
TOTAL		0.00							0.00	0.00	0.55	0.72	0.65	0.84	0.90	0.96	4.62
FUNDING BY SOURCE																	
	Centre	% State	% Total														
Outlay	4.62	100.00%	0.00	0.00%	4.62	100.00%											

Cont

100-6-2-8

WORKSHOPS/SEMINARS COMPONENT

Pos. 6.00 6.00 6.00 6.00 6.00 6.00 6.00 42.00

	% Assistance	Unit Cost	Nos.							Total								
			1	2	3	4	5	6	7	Total	1	2	3	4	5	6	7	Total
			94-95	95-96	96-97	97-98	98-99	99-2000	2000-01		94-95	95-96	96-97	97-98	98-99	99-2000	2000-01	
Inflation Adjustent										0.00	0.10	0.20	0.30	0.40	0.50	0.60		
NON-RECURRING																		
Civil Works	90.00%	0.00							0.00									0.00
Professional Fees	100.00%	0.00						0.00		0.00	0.00	0.00	0.00	0.00	0.00	0.00	0.00	0.00
Furniture	90.00%	0.00								0.00	0.00	0.00	0.00	0.00	0.00	0.00	0.00	0.00
Equipment	90.00%	0.00																
Educational Matl.	90.00%	0.00																
Vehicles	90.00%	0.00																
Books	90.00%	0.00																
Local Fellowships	100.00%	0.00																
Local Training	100.00%	0.00																
Studies	100.00%	0.00																
NGOs	100.00%	0.01	6.00	6.00	6.00	6.00	6.00	6.00	6.00	6.00	6.00	6.00	6.00	6.00	6.00	6.00	6.00	42.00
TOTAL NON-RECURRING										0.06	0.07	0.07	0.08	0.08	0.09	0.10	0.55	
RECURRING										0.00	0.00	0.00	0.00	0.00	0.00	0.00	0.00	
Salaries	75.00%	0.00																
Operation & Mtce.	75.00%	0.00																
Building maintainan	75.00%	0.00																
TOTAL RECURRING										0.00	0.00	0.00	0.00	0.00	0.00	0.00	0.00	
TOTAL		0.00								0.06	0.07	0.07	0.08	0.08	0.09	0.10	0.55	

124

FUNDING BY SOURCE

	Centre	% State	% Total	%
Outlay	0.55	100.00%	0.00%	0.55 100.00%

126

REPAIRS COMPONENT

Major repairs - nos. 0.00 27.00 0.00 24.00 0.00 8.00 0.00 51.00

	% Unit Cost Assistance	Nos.							Total								
		1 94-95	2 95-96	3 96-97	4 97-98	5 98-99	6 99-2000	7 2000-01	Total	1 94-95	2 95-96	3 96-97	4 97-98	5 98-99	6 99-2000	7 2000-01	Total
Inflation Adjustment										0.50	0.10	0.00	0.10	0.40	0.00	0.00	0.90
REP-RECURRING																	
Civil Works	90.00%	0.50	0.00	27.00	0.00	24.00	0.00	0.00	0.00	0.00	14.85	0.00	15.60	0.00	0.00	0.00	30.45
Professional fees	100.00%	0.00															
Furniture	90.00%	0.00															
Equipment	90.00%	0.00															
Educational Matl.	90.00%	0.00															
Vehicles	90.00%	0.00															
Books	90.00%	0.00															
Local Fellowships	100.00%	0.00															
Local Training	100.00%	0.00															
Student	100.00%	0.00															
Other	100.00%	0.00															
TOTAL REP-RECURRING		0.00								0.00	14.85	0.00	15.60	0.00	0.00	0.00	30.45
RECURRING		0.00								0.00	0.00	0.00	0.00	0.00	0.00	0.00	0.00
Salaries	75.00%	0.00															
Operation & Mtce.	75.00%	0.00															
Building maintainan	75.00%	0.00															
TOTAL RECURRING		0.00								0.00	0.00	0.00	0.00	0.00	0.00	0.00	0.00
TOTAL		0.00								0.00	14.85	0.00	15.60	0.00	0.00	0.00	30.45

EXPENSE BY SOURCE

	Centre	% State	% Total
Fees	27.42	90.00%	3.05
			10.00%
			30.45
			100.00%

Tab - 6 - 10

128

SCHOOL CONTINGENCY
& TEACHING MATERIAL
Nos.

COMPONENT

934.00 994.00 1057.00 1124.00 1124.00 1124.00 1123.00 7480.00

	% Assistance	Unit Cost	Rec.							Total								
			1 94-95	2 95-96	3 96-97	4 97-98	5 98-99	6 99-2000	7 2000-01	Total	1 94-95	2 95-96	3 96-97	4 97-98	5 98-99	6 99-2000	7 2000-01	Total
Inflation Adjustment										0.00	0.10	0.20	0.30	0.40	0.50	0.60	0.60	
NON-RECURRING																		
Civil Works	50.00%	0.00							0.00	0.00	0.00	0.00	0.00	0.00	0.00	0.00	0.00	
Professional Fees	100.00%	0.00							0.00								0.00	
Furniture	50.00%	0.00							0.00								0.00	
Equipment	90.00%	0.00							0.00								0.00	
Educational Matl	50.00%	0.01	934.00	994.00	1057.00	1124.00	1124.00	1124.00	1123.00	7480.00	9.34	10.93	12.68	14.61	15.74	16.86	17.97	59.13
Vehicles	90.00%	0.00							0.00	0.00	0.00	0.00	0.00	0.00	0.00	0.00	0.00	
Books	90.00%	0.00							0.00	0.00	0.00	0.00	0.00	0.00	0.00	0.00	0.00	
Local Fellowships	100.00%	0.00							0.00	0.00	0.00	0.00	0.00	0.00	0.00	0.00	0.00	
Local Training	100.00%	0.00							0.00	0.00	0.00	0.00	0.00	0.00	0.00	0.00	0.00	
Studies	100.00%	0.00							0.00	0.00	0.00	0.00	0.00	0.00	0.00	0.00	0.00	
NGOs	100.00%	0.00							0.00	0.00	0.00	0.00	0.00	0.00	0.00	0.00	0.00	
TOTAL NON-RECURRING		0.00								9.34	10.93	12.68	14.61	15.74	16.86	17.97	59.13	
RECURRING																		
Salaries	75.00%	0.00								0.00	0.00	0.00	0.00	0.00	0.00	0.00	0.00	
Operation & Mnce.	75.00%	0.00								0.00	0.00	0.00	0.00	0.00	0.00	0.00	0.00	
Building maintainan	75.00%	0.01	934.00	994.00	1057.00	1124.00	1124.00	1124.00	1123.00	9.34	10.93	12.68	14.61	15.74	16.86	17.97	59.13	
TOTAL RECURRING										9.34	10.93	12.68	14.61	15.74	16.86	17.97	59.13	
TOTAL		0.00								18.68	21.87	25.37	29.22	31.47	33.72	35.94	118.27	

FUNDING BY SOURCE

Centre	% State	% Total
Cutley	82.50%	34.35
		17.50%
		196.27
		100.00%

51.54

Central Share								State Share									
1	2	3	4	5	6	7	Total	1	2	3	4	5	6	7	Total		
94-95	95-96	96-97	97-98	98-99	99-2000	2000-01		94-95	95-96	96-97	97-98	98-99	99-2000	2000-01			
	0.10	0.20	0.30	0.40	0.50	0.60			0.10	0.20	0.30	0.40	0.50	0.60			
0.00	0.00	0.00	0.00	0.00	0.00	0.00	0.00	0.00	0.00	0.00	0.00	0.00	0.00	0.00	0.00		
8.41	9.84	12.42	13.15	14.16	15.17	16.17	88.32	0.93	1.09	1.27	1.46	1.57	1.65	1.80	9.81		
0.00	0.00	0.00	0.00	0.00	0.00	0.00	0.00	0.00	0.00	0.00	0.00	0.00	0.00	0.00	0.00		
0.00	0.00	0.00	0.00	0.00	0.00	0.00	0.00	0.00	0.00	0.00	0.00	0.00	0.00	0.00	0.00		
0.00	0.00	0.00	0.00	0.00	0.00	0.00	0.00	0.00	0.00	0.00	0.00	0.00	0.00	0.00	0.00		
0.00	0.00	0.00	0.00	0.00	0.00	0.00	0.00	0.00	0.00	0.00	0.00	0.00	0.00	0.00	0.00		
0.00	0.00	0.00	0.00	0.00	0.00	0.00	0.00	0.00	0.00	0.00	0.00	0.00	0.00	0.00	0.00		
0.00	0.00	0.00	0.00	0.00	0.00	0.00	0.00	0.00	0.00	0.00	0.00	0.00	0.00	0.00	0.00		
8.41	9.84	12.42	13.15	14.16	15.17	16.17	88.32	0.93	1.09	1.27	1.46	1.57	1.65	1.80	9.81		
0.00	0.00	0.00	0.00	0.00	0.00	0.00		0.00	0.00	0.00	0.00	0.00	0.00	0.00			
0.00	0.00	0.00	0.00	0.00	0.00	0.00	0.00	0.00	0.00	0.00	0.00	0.00	0.00	0.00	0.00		
7.01	8.20	9.51	10.96	11.80	12.65	13.48	73.60	2.34	2.73	3.17	3.65	3.93	4.22	4.49	24.53		
7.01	8.20	9.51	10.96	11.80	12.65	13.48	73.60	0.00	2.34	2.73	3.17	3.65	3.93	4.22	24.53		
0.00	15.41	18.04	20.93	24.11	25.94	27.82	28.55	261.92	0.00	3.27	3.83	4.44	5.11	5.51	5.90	6.29	34.35

1991-92-93

130

ECCE COMPONENT			No. of Projects-new (266 schools)							Frg. costs									
Year 1	1.92 Year 2,3,		Nos.							Total									
	%	Unit Cost	1	2	3	4	5	6	7	Total	1	2	3	4	5	6	7	Total	
Assistance			94-95	95-96	96-97	97-98	98-99	99-2000	2000-01		94-95	95-96	96-97	97-98	98-99	99-2000	2000-01		
Inflation Adjustment																			
NON-RECURRING																			
Civil works	90.00%	0.00							0.00									0.00	
Professional fees	100.00%	0.00							0.00									0.00	
Furniture	90.00%	3.02	0.00	1.00	0.00	0.00	0.00	0.00	0.00	0.00	3.32	0.00	0.00	0.00	0.00	0.00	0.00	3.32	
Equipment	90.00%	0.00							0.00									0.00	
Educational Matl.	50.00%	2.03	0.00	1.00	0.00	0.00	0.00	0.00	0.00	0.00	2.23	0.00	0.00	0.00	0.00	0.00	0.00	2.23	
Vehicles	50.00%	0.00																	
Books	90.00%	0.00																	
Local Fellowships	100.00%	0.00																	
Local Training	100.00%	0.00								0.00	1.92	0.51	0.51	0.51	0.51	0.51	0.51	4.47	
Studies	100.00%	0.00																	
R&G	100.00%	0.00																	
TOTAL NON-RECURRING																			
										0.00	7.48	0.51	0.51	0.51	0.51	0.51	0.51	10.00	
RECURRING																			
Salaries	75.00%	14.40	0.00	1.00	1.00	1.00	1.00	1.00	1.00	0.00	15.04	17.29	18.72	20.16	21.60	23.04	23.04	110.84	
Operation & Mtce.	75.00%	2.01	0.00	1.00	1.00	1.00	1.00	1.00	1.00	0.00	2.21	2.41	2.61	2.81	3.02	3.22	3.22	16.28	
Building maintainz.	75.00%	0.00								0.00	0.00	0.00	0.00	0.00	0.00	0.00	0.00	0.00	
TOTAL RECURRING																			
										0.00	18.05	19.89	21.33	22.97	24.62	26.26	26.26	132.92	
TOTAL																			
										0.00	25.53	20.20	21.84	23.48	25.13	26.77	26.77	142.95	
FIGURE BY SOURCE																			
Centre	%	State	%	Total	%														
Gatlag	105.16	76.34%	33.79	23.04%	142.95	100.00%													

131

Central State							
1	2	3	4	5	6	7	Total
54-55	55-56	56-57	57-58	58-59	59-2000	2000-01	
	0.10	0.20	0.30	0.40	0.50	0.60	
0.00	0.00	0.00	0.00	0.00	0.00	0.00	0.00
0.00	0.00	0.00	0.00	0.00	0.00	0.00	0.00
0.00	1.55	0.00	0.00	0.00	0.00	0.00	2.55
0.00	0.00	0.00	0.00	0.00	0.00	0.00	0.00
0.00	2.01	0.00	0.00	0.00	0.00	0.00	2.01
0.00	0.50	0.50	0.50	0.50	0.50	0.50	4.47
0.00	0.50	0.50	0.50	0.50	0.50	0.50	4.47
0.00	0.00	0.00	0.00	0.00	0.00	0.00	
0.00	11.89	12.91	14.04	15.17	16.20	17.28	87.48
0.00	1.61	1.81	2.51	3.11	3.71	4.41	17.21
0.00	0.00	0.00	0.00	0.00	0.00	0.00	0.00
0.00	13.54	14.72	16.00	17.28	18.46	19.65	95.69
0.00	0.00	26.44	25.22	18.51	17.74	16.57	109.16

State Share							
1	2	3	4	5	6	7	Total
54-55	55-56	56-57	57-58	58-59	59-2000	2000-01	
	0.10	0.20	0.30	0.40	0.50	0.60	
0.00	0.00	0.00	0.00	0.00	0.00	0.00	0.00
0.00	0.00	0.00	0.00	0.00	0.00	0.00	0.00
0.00	0.33	0.00	0.00	0.00	0.00	0.00	0.33
0.00	0.00	0.00	0.00	0.00	0.00	0.00	0.00
0.00	0.22	0.00	0.00	0.00	0.00	0.00	0.22
0.00	0.50	0.50	0.50	0.50	0.50	0.50	4.50
0.00	0.50	0.50	0.50	0.50	0.50	0.50	4.50
0.00	0.00	0.00	0.00	0.00	0.00	0.00	
0.00	3.91	4.22	4.68	5.04	5.40	5.76	29.10
0.00	0.55	0.60	0.55	0.70	0.75	0.80	4.27
0.00	0.00	0.00	0.00	0.00	0.00	0.00	0.00
0.00	4.51	4.92	5.33	5.74	6.15	6.56	33.23
0.00	0.00	5.07	4.92	5.33	5.74	6.15	33.75

Tab 6-2-13

DIET STRENGTHENING COMPONENT

134

	% Unit Cost Assistance	Nos.							Total	Total:						
		1 94-95	2 95-96	3 96-97	4 97-98	5 98-99	6 99-2000	7 2000-01		1 94-95	2 95-96	3 96-97	4 97-00	5 00-09	6 99-2000	7 2000-01
Inflation Adjustent									0.00	0.10	0.20	0.30	0.40	0.50	0.60	
NON-RECURRING																
Civil Works	90.00%	0.00						0.00	0.00	0.00	0.00	0.00	0.00	0.00	0.00	0.00
Professional Fees	100.00%	1.00	1.00	1.00	1.00	1.00	1.00	7.00	1.00	1.10	1.20	1.30	1.40	1.50	1.60	9.10
Furniture	00.00%	2.00						1.00	2.00	0.00	0.00	0.00	0.00	0.00	0.00	2.00
Equipment	90.00%	5.00						1.00	5.00	0.00	0.00	0.00	0.00	0.00	0.00	5.00
Educational Natl.	90.00%	0.20	1.00	1.00	1.00	1.00	1.00	7.00	0.20	0.22	0.24	0.26	0.28	0.30	0.32	1.62
Vehicles	90.00%	2.25	1.00					2.00	2.25	2.40	0.00	0.00	0.00	0.00	0.00	4.73
Books	90.00%	5.00	1.00					1.00	5.00	0.00	0.00	0.00	0.00	0.00	0.00	5.00
Local Fellowships	100.00%	0.00						0.00	0.00	0.00	0.00	0.00	0.00	0.00	0.00	0.00
Local Training	100.00%	2.15	1.00	1.00	1.00	1.00	1.00	7.00	2.15	2.37	2.50	2.80	3.01	3.23	3.44	19.57
Studies	100.00%	0.30	1.00	1.00	1.00	1.00	1.00	7.00	0.30	0.33	0.36	0.39	0.42	0.45	0.48	2.73
NGOs	100.00%	0.00						0.00	0.00	0.00	0.00	0.00	0.00	0.00	0.00	0.00
TOTAL NON-RECURRING		0.00						0.00	17.90	6.49	4.30	4.75	5.11	5.40	5.04	49.94
RECURRING		0.00						0.00	0.00	0.00	0.00	0.00	0.00	0.00	0.00	0.00
Salaries	75.00%	0.00						0.00								
Operation & Mtce.	75.00%	0.00						0.00								
Building maintainan	75.00%	0.00						0.00								
TOTAL RECURRING		0.00						0.00	0.00	0.00	0.00	0.00	0.00	0.00	0.00	0.00
TOTAL		0.00						0.00	17.90	6.49	4.30	4.75	5.11	5.40	5.04	49.94

FUNDING BY SOURCE

	Centre	%	State	%	Total	%
Outlay	48.09	96.29%	1.85	3.71%	49.94	100.00%

Cont.

135

Central Share							
1	2	3	4	5	6	7	Total
94-95	95-96	96-97	97-98	98-99	99-2000	2000-01	
	0.10	0.20	0.30	0.40	6.50	0.60	
0.00	0.00	0.00	0.00	0.00	0.00	0.00	0.00
1.00	1.10	1.20	1.30	1.40	1.50	1.60	9.10
1.00	0.00	0.00	0.00	0.00	0.00	0.00	1.00
4.50	0.00	0.00	0.00	0.00	0.00	0.00	4.50
0.10	0.20	0.22	0.23	0.25	0.27	0.29	1.64
2.03	2.23	0.00	0.00	0.00	0.00	0.00	4.25
4.50	0.00	0.00	0.00	0.00	0.00	0.00	4.50
0.00	0.00	0.00	0.00	0.00	0.00	0.00	0.00
2.15	2.37	2.56	2.80	3.01	3.23	3.44	19.57
0.30	0.33	0.35	0.39	0.42	0.45	0.48	2.73
0.00	0.00	0.00	0.00	0.00	0.00	0.00	0.00
16.46	6.22	4.36	4.72	5.00	5.45	5.81	48.09
0.00	0.00	0.00	0.00	0.00	0.00	0.00	
0.00	0.00	0.00	0.00	0.00	0.00	0.00	0.00
0.00	16.46	6.22	4.36	4.72	5.00	5.81	48.09

State Share							
1	2	3	4	5	6	7	Total
94-95	95-96	96-97	97-98	98-99	99-2000	2000-01	
	0.10	0.20	0.30	0.40	0.50	0.60	
0.00	0.00	0.00	0.00	0.00	0.00	0.00	0.00
1.00	0.00	0.00	0.00	0.00	0.00	0.00	1.00
0.20	0.30	0.00	0.00	0.00	0.00	0.00	0.20
1.50	0.00	0.00	0.00	0.00	0.00	0.00	1.50
0.02	0.02	0.02	0.03	0.03	0.03	0.03	0.18
0.23	0.25	0.00	0.00	0.00	0.00	0.00	0.47
0.50	0.00	0.00	0.00	0.00	0.00	0.00	0.50
0.00	0.00	0.00	0.00	0.00	0.00	0.00	0.00
0.00	0.00	0.00	0.00	0.00	0.00	0.00	0.00
0.00	0.00	0.00	0.00	0.00	0.00	0.00	0.00
1.45	0.27	0.02	0.03	0.03	0.03	0.03	1.85
0.00	0.00	0.00	0.00	0.00	0.00	0.00	
0.00	0.00	0.00	0.00	0.00	0.00	0.00	0.00
0.00	1.45	0.27	0.02	0.03	0.03	0.03	1.85

136

	%	Unit Cost Assistance	Res.							Total						
			1 94-95	2 95-96	3 96-97	4 97-98	5 98-99	6 99-2000	7 2000-01	1 84-95	2 95-96	3 96-97	4 97-98	5 98-99	6 99-2000	7 2000-01
Inflation Adjustent									0.00	0.10	0.20	0.30	0.40	0.50	0.60	
NON-RECURRING																
Civil Works	90.00%	0.50	1.00						0.50	0.00	0.00	0.00	0.00	0.00	0.00	0.50
Professional Fees	100.00%	0.00							0.00	0.00	0.00	0.00	0.00	0.00	0.00	0.00
Furniture	90.00%	0.70	1.00						0.70	0.00	0.00	0.00	0.00	0.00	0.00	0.70
Equipment	90.00%	4.70	1.00						4.70	0.00	0.00	0.00	0.00	0.00	0.00	4.70
Educational Matl.	90.00%	0.00							0.00	0.00	0.00	0.00	0.00	0.00	0.00	0.00
Vehicles	90.00%	0.00							0.00	0.00	0.00	0.00	0.00	0.00	0.00	0.00
Books	90.00%	0.00							0.00	0.00	0.00	0.00	0.00	0.00	0.00	0.00
Local Fellowships	100.00%	0.00							0.00	0.00	0.00	0.00	0.00	0.00	0.00	0.00
Local Training	100.00%	1.00	1.00	1.00	1.00	1.00	1.00	7.00	1.00	1.90	2.10	2.30	2.50	2.70	2.80	16.30
Studies	100.00%	0.00						0.00	0.00	0.00	0.00	0.00	0.00	0.00	0.00	0.00
AGOs	100.00%	0.00						0.00	0.00	0.00	0.00	0.00	0.00	0.00	0.00	0.00
TOTAL NON-RECURRING		0.00							7.70	1.90	2.10	2.30	2.50	2.70	2.80	22.70
RECURRING																
Salaries	75.00%	0.90	1.00	1.00	1.00	1.00	1.00	1.00	0.90	0.00	0.00	0.00	0.00	0.00	0.00	0.90
Operation & Mtce.	75.00%	2.85	1.00	1.00	1.00	1.00	1.00	1.00	2.85	3.14	3.42	3.71	3.99	4.28	4.56	25.54
Building maintainan	75.00%	0.00							0.00	0.00	0.00	0.00	0.00	0.00	0.00	0.00
TOTAL RECURRING									3.00	4.15	4.57	4.95	5.33	5.72	6.10	34.07
TOTAL		0.00							11.51	6.17	6.73	7.29	7.85	8.41	8.98	56.95

FUNDING BY SOURCE

	Centre	%	State	%	Total	%
Outlay	47.69	83.74%	9.26	16.26%	56.95	100.00%

Cont.

137

Central Share							Total
1	2	3	4	5	6	7	Total
94-95	95-96	96-97	97-98	98-99	99-2000	2000-01	
	0.10	0.26	0.30	0.40	0.50	0.60	
0.45	0.00	0.00	0.00	0.00	0.00	0.00	0.45
0.00	0.00	0.00	0.00	0.00	0.00	0.00	0.00
0.03	0.00	0.00	0.00	0.00	0.00	0.00	0.03
4.23	0.00	0.00	0.00	0.00	0.00	0.00	4.23
0.00	0.00	0.00	0.00	0.00	0.00	0.00	0.00
0.00	0.00	0.00	0.00	0.00	0.00	0.00	0.00
0.00	0.00	0.00	0.00	0.00	0.00	0.00	0.00
0.00	0.00	0.00	0.00	0.00	0.00	0.00	0.00
1.80	1.98	2.16	2.34	2.52	2.70	2.88	16.38
0.00	0.00	0.00	0.00	0.00	0.00	0.00	0.00
0.00	0.00	0.00	0.00	0.00	0.00	0.00	0.00
7.11	1.98	2.16	2.34	2.52	2.70	2.88	21.69
0.00	0.00	0.00	0.00	0.00	0.00	0.00	
0.72	0.79	0.86	0.94	1.01	1.08	1.15	6.55
2.14	2.35	2.57	2.78	2.99	3.21	3.42	19.45
0.00	0.00	0.00	0.00	0.00	0.00	0.00	0.00
2.06	3.14	3.43	3.71	4.00	4.29	4.57	26.00
0.00	0.00	0.00	0.00	0.00	0.00	0.00	0.00
9.97	5.12	5.59	6.05	6.52	6.99	7.45	47.69

State Share							Total
1	2	3	4	5	6	7	Total
94-95	95-96	96-97	97-98	98-99	99-2000	2000-01	
	0.10	0.20	0.30	0.40	0.50	0.60	
0.05	0.00	0.00	0.00	0.00	0.00	0.00	0.05
0.00	0.00	0.00	0.00	0.00	0.00	0.00	0.00
0.07	0.00	0.00	0.00	0.00	0.00	0.00	0.07
0.47	0.00	0.00	0.00	0.00	0.00	0.00	0.47
0.00	0.00	0.00	0.00	0.00	0.00	0.00	0.00
0.00	0.00	0.00	0.00	0.00	0.00	0.00	0.00
0.00	0.00	0.00	0.00	0.00	0.00	0.00	0.00
0.00	0.00	0.00	0.00	0.00	0.00	0.00	0.00
0.00	0.00	0.00	0.00	0.00	0.00	0.00	0.00
0.00	0.00	0.00	0.00	0.00	0.00	0.00	0.00
0.00	0.00	0.00	0.00	0.00	0.00	0.00	0.00
0.59	0.00	0.00	0.00	0.00	0.00	0.00	0.59
0.00	0.00	0.00	0.00	0.00	0.00	0.00	
0.24	0.26	0.28	0.31	0.34	0.36	0.38	2.18
0.71	0.70	0.69	0.68	1.00	1.07	1.14	6.43
0.00	0.00	0.00	0.00	0.00	0.00	0.00	0.00
0.95	1.05	1.14	1.24	1.33	1.43	1.52	8.67
0.00	0.00	0.00	0.00	0.00	0.00	0.00	0.00
1.54	1.05	1.14	1.24	1.33	1.43	1.52	9.26

138

MANAGEMENT	COMPONENT			
	Nos			
Blocks	E.00			
Costs (Rs lakh)	Sal.	Ntce.	Equipment	Vehicle
Block	0.50	0.20	0.60	
Biset	5.50	1.50	2.50	2.25
Total	6.50	2.70	6.10	2.25

	% Assistance	Unit Cost	Nos.							Total	Total							
			1 94-95	2 95-96	3 96-97	4 97-98	5 98-99	6 99-2000	7 2000-01		1 94-95	2 95-96	3 96-97	4 97-98	5 98-99	6 99-2000	7 2000-01	Total
Inflation Adjustent										0.60	0.10	0.20	0.30	0.40	0.50	0.60		
NON-RECURRING																		
Civil Works	90.00%	0.00																0.00
Professional Fees	100.00%	0.00																0.00
Furniture	90.00%	0.00								0.00	0.00	0.00	0.00	0.00	0.00	0.00		0.00
Equipment	90.00%	6.10	1.00							6.10	0.00	0.00	0.00	0.00	0.00	0.00		6.10
Educational Matl.	90.00%	0.00								0.00	0.00	0.00	0.00	0.00	0.00	0.00		0.00
Vehicles	90.00%	2.25	1.00							2.25	0.00	0.00	0.00	0.00	0.00	0.00		2.25
Books	90.00%	0.00								0.00								0.00
Local Fellowships	100.00%	0.00								0.00								0.00
Local Training	100.00%	0.00								0.00								0.00
Studies	100.00%	0.00								0.00								0.00
NGOs	100.00%	0.00								0.00								0.00
TOTAL NON-RECURRING		0.00								8.25	0.00	0.00	0.00	0.00	0.00	0.00		8.25
RECURRING																		
Salaries	75.00%	8.50	1.00	1.00	1.00	1.00	1.00	1.00	1.00	8.50	5.35	10.20	11.05	11.90	12.75	13.60		77.35
Operation & Ntce.	75.00%	2.70	1.00	1.00	1.00	1.00	1.00	1.00	1.00	2.70	2.97	3.24	3.51	3.78	4.05	4.32		24.57
Building maintainan	75.00%	0.00								0.00	0.00	0.00	0.00	0.00	0.00	0.00		0.00
TOTAL RECURRING										11.20	12.32	13.44	14.56	15.68	16.80	17.92		101.92
TOTAL										19.55	12.32	13.44	14.56	15.68	16.80	17.92		110.27

FUNDING BY SOURCE

Centre	%	State	%	Total	%
Outlay	83.96	76.14	26.32	23.86	110.27
					100.00%

Central Share							
1	2	3	4	5	6	7	Total
94-95	95-96	96-97	97-98	98-99	99-2000	2000-01	
	0.10	0.26	0.30	0.40	0.56	0.60	
							0.00
							0.00
0.00	0.00	0.00	0.00	0.00	0.00	0.00	0.00
5.45	0.00	0.00	0.00	0.00	0.00	0.00	5.45
0.00	0.00	0.00	0.00	0.00	0.00	0.00	0.00
2.03	0.00	0.00	0.00	0.00	0.00	0.00	2.03

7.52	0.00	0.00	0.00	0.00	0.00	0.00	7.52

6.38	7.02	7.05	0.29	0.93	9.56	10.20	50.01
2.03	2.23	2.47	2.63	2.84	3.04	3.24	18.43
0.00	0.00	0.00	0.00	0.00	0.00	0.00	0.00

0.40	9.24	10.05	10.92	11.76	12.60	13.44	76.44

15.92	9.24	10.05	10.92	11.76	12.60	13.44	63.93

State Share							
1	2	3	4	5	6	7	Total
94-95	95-96	96-97	97-98	98-99	99-2000	2000-01	
	0.10	0.20	0.30	0.40	0.50	0.60	
							0.00
							0.00
0.00	0.00	0.00	0.00	0.00	0.00	0.00	0.00
0.62	0.00	0.00	0.00	0.00	0.00	0.00	0.62
0.00	0.00	0.00	0.00	0.00	0.00	0.00	0.00
0.23	0.00	0.00	0.00	0.00	0.00	0.00	0.23

0.64	0.00	0.00	0.00	0.00	0.00	0.00	0.64

2.13	2.34	2.55	2.76	2.97	3.15	3.40	19.34
0.66	0.74	0.81	0.88	0.95	1.01	1.08	6.14
0.00	0.00	0.00	0.00	0.00	0.00	0.00	0.00

2.66	3.08	3.36	3.64	3.92	4.20	4.48	25.48

3.64	3.08	3.36	3.64	3.92	4.20	4.48	26.32

CHAPTER - 7

MONITORING, EVALUATION AND REVIEW

In earlier Chapters, the goals and targets of VPE and the strategies to achieve them have been described. The entire discussion precipitates to :-

- generate a climate where the parents feel their moral duty to send their children, particularly, their daughter to school.

children love to go to school and the teacher takes care for their allround development.

- suitable school buildings are constructed and the teaching learning material is provided to the schools.

- the teachers and supervisory staff are appointed.

- district and block level units care up.

- training programmes for the teachers are arranged to up-date their knowledge both in content and methodology.

To accomplish the above tasks, there is need of strong monitoring system, as inbuilt evaluation system and periodic reviews of the whole programme.

The district planning group will identify different agencies and assign the tasks for their proper execution.

The District Management Units and Block Management Units for UPE will take stock of the progress every month. The District planning group will review the progress quarterly. It will submit half yearly reports to the State level planning group.

Besides the internal evaluation, the external agencies like SCERT, NIEPA, College of Education will be requested for annual evaluation of the project.

.....

The detailed scheme of monitoring is as under :

Name of the Component	Programme	Name of Monitoring Agency.	Level	Period
1	2	3	4	5
1. Making the System work				
a) Optimum use of existing manpower, funds and institutions.	i) Rationalisation of teachers.	Dy. Director of Education.	Dist.	Ist Year Plan.
b) Elemination of teacher absenteeism	i) Vesting the rights of school inspection in the village education committee.	VEC	Village	Monthly
	ii) Extensive inspection by the supervisory staff.	ADIS	Circle	Monthly
	iii) Additional POSTS OF ADIS appointment.	Dy. Director	Distt.	In first phase
c) Provision for all whether school buildings.	i) Construction of low cost schools built under OB scheme.	VEC/R.P. of school cluster ADIS/BEO Dy. Dir. Edn.	Village School Circle block district	Continuous twice a month or quarterly 5 schools every month.
	ii) Construction of additional rooms in schools with in adequate accomodation	As point l(c)(i)	-	-
	iii) Repairs of dilapilated school bldgs.	As point l(c)(i)	-	-

	2	3	4	5
Preparing essential learning teaching material in each school.	i) Giving amount for preparing instruction material.	Dy.Dir. Edn. BEO	Distt. Block	Annually
	ii) Releasing an amount reasonable for contingency & repairs of articles.	Dy.Dir. Edn.	Dist.	Annually
Providing adequate number of teachers in every school	i) Creation & filling up of new posts of Trs. & Peripelatic SKs	State Govt. & Dy. Dir. Edn.	Distt.	During the 1st phase.
To prescribe teaching days.	i) Revision and observance of annual calander.	Dy. Director	Dist.	During school inspection.
		BEO	Block	-do-
		ADIS	Circle	-do-
		DIET	Dist.	Inspection of at least 5 schools in a month by the DIET Principal.
Environment building for UPE.	i) Use of mass-media for motivating the parents.	Dy.Dir. BEO AIDS school cluster, VEC	Dist. Block Circle cluster village.	During inspection.
	ii) Launching of Award schemes for teachers/institutions/NGOs	Dy.Dir BEO	Dist. Block	Once in a year
	iii) Organising seminars/workshops to arouse Consciousness towards UPE.	DIET	Dist. Block	Every year -do-

1.	2	3	4	5
A.i) Teacher	To improve teacher morale and motivation.	Dy.Dir. BEO ADIS	Distt. Block Circle	Continuously -do-
ii) Improve Teacher competence	Organising in-service training courses.	DIET BEO Cluster ADIS.	Distt. Block Cluster Circle	-do- -do- -do- As and when necessary.
B. Women Education	i) Activities listed in chap. Strategy girls edu		Project Block Circle	Continuously monthly -do-
	ii) Strategy Girls Edu.	BEO teachers VEC Dy.Dir.	Village State Level.	At the time of inspection. -
	iii) Organising Competitions - programmes for women in the Blocks.	- Mahila & Bal vikas Dept.	Block	Continuously
C) Community	i) Formulation of VEC.	ADIS H.M.	Habita- tation	Beginning of the plan.
	ii) Training and orientation of members of VEC.	DIET	School cluster	Every year
4) Universal Access.	In villages without schools.	Dy.Dir.	Distt.	During the 1st phase.
A) General	i) To establish new primary schools/		"	In first phase of years 3 year

2	3	4	5	
	ii) To open NFE centres,	Dy.Dir.	Dist.	First Year
		"	"	"
Universal access girls.	i) Setting up <i>Early</i> child care centres.	Mahila & Balvikas Deptt. Dy.Dir.	Dist.	At the initial two years
Educational access to children in their own dialect.	i) Preparation application & evaluation of children learning material in local dialects.	DIET	Dist.	At the initial stage.
Universal participation General	i) To impart training to teachers in child centred techniques and school readiness programme in order to create a congenial environment in schools, to enrol 100% children and to retain them. To provide guidance to the supervisory staff and organise training course for them.	DIET	Dist.	During the 1st phase
	ii) To organise training programmes for the members of VEC to enable them to motivate parents for 100% enrolment, regular attendance, and zero drop out.	As 3(c) (1) above.	Dist	During the 1st phase.

1	2	3	4	5	
B)	Universal participation of girls and other dis-advantagedes group children.	i) To train and motivate teachers for enrolment of first generation learners. ii) To provide scholarships and other incentives to the children of dis-advantagedes groups.	DIET Dy.Dir. BEO ADIs VEC	Distt Dist. Block Circle Village	Continuously Annually " During inspection once in a year by each group.
6)	Qualitative improvement and ensuring MLL.	i) Remedial teaching for retarded and delinquent children. ii) To ensure implementation of physical education, work experience and art classes in accordance with the time table. iii) Continuous evaluation of pupils achieve - ments and maintenance of progress record. v) Establishment of child learning evaluation unit at district and block levels. vi) Awards for teachers at district & block level. vii) Action research and academic study for improvement in schoolastic achievements.	DIET Block resource centre. Trg.cluster ADIs. Dy.Dir. DIET BEO Dy.Dir. BEO DIET	Dist. Block Cluster " level Distt. Block Circle. dist. Block Distt. Block Distt.	" " At the time of inspection During the 1st phase Annually Twice in a year

	2	3	4	5
	viii).To extend physical facilities for education, sports & art education	Dy.Dir. BEO ADIs	Distt. Block circle.	At the time of inspection
	ix) Health check check up of school children	Dy.Dir. BEO ADIs	Distt. Block Circle	Annually " "
Training and capability building	i) Strengthening of DIET.	Distt. Planning group Dy.Dir. Principal Principal Diet.	DPG Dist. "	Quarterly Monthly Continuously
	ii) To organise training course for supervisory staff, HM, teachers NFE instructors members of VEC women workers and volunteers.	DIET	Dist.	Continuously
	iii) Education trg. to newly appointed trg. SKs. Balwadi workers.	"	"	"
	iv) Establishment of resource centres at Dist. block and school cluster level.	Dy.Dir. DIET	Dist.	First year
Management Revamp.	i) Employment of active and devoted persons to the key posts of management of UPE coll at Dist. & Block level.	DPG Dy.Dir	Dist.	First year

1	2	3	4	5	
	ii) Decentrali- sation of powers to the lower level of administration/ Deputation of qualified staff.	Dy.Dir.	Dist.	During the 1st phase.	
	iii) To increase mobility of supervisory staff.	Dy.Dir. BEO	Dist. Block	"	
	iv) Simplifica- tion of work methods.	"	"	"	
9)	Improvement in education- al studies, innovations & experi- ments.	i) Conducting primary educa- tional studies,	Dy.Dir	Dist.	Continuously
	ii) To Co-opera- te in micro- projects on UPE being conducted by other volun- tary and non governmental agencies.	DIET Dy.Dir.,	Dist.	"	
	iii) Survey, educational studies, experi- ments & action Research etc.				

CHAPTER - 8

PROJECT RISKS

8.1 BASIC ASSUMPTIONS:

The District Education Plan for Universalization of Elementary Education has been prepared on certain basic assumptions. These basic assumptions are :-

- (a) The parents will send their wards to the primary schools and the village community will ensure the enrolment of every child in the age group of 6-11 either in a primary school or in a junior primary school or NFE Centre.
- (b) The parents are aware that the education of the children will bring better prospects for their family.
- (c) The universal primary education will be achieved by 2001, the starting point being June, 1994.
- (d) The target fixed for G.A.R., G.E.R., R.R. and G.A.M.R. will be achieved

in the stipulated time.

- (e) All the sanctioned posts lying vacant in SCERT, DIET, Middle Schools, Primary Schools, Jr. Primary Schools will be filled up. The newly created posts of Primary Schools, NFE Instructors will be filled up.
- (f) All the vacant posts in the Office of the Deputy Director of Education and Offices at Block level, the newly created posts of ADIS will be filled up.
- (g) The competent teachers will be appointed adopting a suitable procedure.
- (h) The teaching learning material required for the schools would be made available in due time and will be of good quality.
- (i) The grievances of all the teachers will be alleviated so as to put a

- (c) The newly created posts of ~~Teachers~~ may not be filled up.
- (d) The shifting of the Balwadig near the school premises may not be completed by the beginning of the next academic session.
- (e) The flow of funds from the State Unit to the District Unit may be affected due to certain office procedures.
- (f) The material under operation Black Board may not be procured and supplied to the schools.
- (g) The training programmes proposed for different categories may not be held at the stipulated time.
- (h) The success of the Project depends much on efficient and committed staff members working at cluster level, block and district level.
- (i) The posting of inefficient office staff will adversely affect the progress of the programme.

- (j) Decentralization of the administrative and financial powers will be done for ensuring the speedy work.
- (l) The political system will support the DPEP Project whole-heartedly and will be free from political interference.
- (m) Funds for implementing various components of DPEP will be made available in time.

8.2. PROJECT RISKS:

Inspite of sharply designed goals and targets and well-defined strategies, the financial and non-financial interventions, costs and funding, good management, monitoring and evaluation, the Project may not be free from the risks. The major risks anticipated are as follows:-

- (a) Even after the creation of posts of new teachers, the timely recruitment of suitable teachers may not be made.
- (b) The posts of teachers and other staff members in various offices which are lying vacant may not be timely filled up.

(j) The posting of inefficient office staff will adversely affect the progress of the programme.

(k) Neither the Education Department nor the Tribal Welfare Department is competent enough to take the work of construction and completion of new school buildings, additional classrooms and carrying out major repairs to existing schools.

The agencies which are entrusted with the above work may not complete the work timely and according to the norms fixed by the Department.

(l) It may be emphasized that the non-teaching responsibilities like; cattles survey, family planning target programme, I.R.D.P. Survey, disbursement of relieve funds, preparation & distribution of ration cards etc., are assigned to the teachers. This may hamper the teaching learning process.

8.3. WAYS TO REDUCE RISKS:

Through strong monitoring system, an in built evaluation system in the project and periodic reviews of the whole programme, it will

be ensured that this project remain safe from risks.

The project progress will be reviewed monthly by the district and block management units. The D.P.G. will review it quarterly. D.P.G. will submit half yearly reports to the State Level & Planning group.

Besides, the internal evaluation and review, external agencies like SCERT, NCERT, NIEPA, College of Education will have annual evaluation on the basis of these reviews, the requisite modifications, the strategies and programmes will be made. These steps will minimise the risks.

APPENDIX



APPENDIX - I

PROCESS OF PLAN PREPARATION

Consultative Meetings Held

1. Meetings of the D.P.G. at District Level

<u>Date</u>	<u>Venue</u>	<u>No.of participants</u>
24.4.93	Collectorate, Tikamgarh	43
3.5.93	-do-	49
13.5.93	-do-	53
18.5.93	Circuit House Tikamgarh	53
29.5.93	-do-	22
19.6.93	-do-	35
17.9.93	Collectorate Tikamgarh	39
31.12.93	-do-	21
11.1.94	-do-	35
23.1.94	-do-	30

2. Meetings at Block Level (Officer, Teachers & Social Workers)

18.8.93	B.E.O. Office Jatara	52
18.8.93	B.E.O. Office Jatara	123
19.8.93	B.E.O. Office Prithvipur	62
19.8.93	B.E.O. Office Niwari	65
20.8.93	B.E.O. Office Tikamgarh	67
20.8.93	B.E.O. Office Baldeogarh	55

3. Block Planning Group Meetings

7.1.94	B.E.O. Office Tikamgarh	72
	B.E.O. Office Baldeogarh	

- 7.1.94 B.E.O.Office Palera
 B.E.O.Office Jatara
 B.E.O. Office Niwari
 B.E.O.Office Prithvipur

4. Block level Head Masters meetings were held in all six Blocks during the month of January 1994.

5. Contact with disadvantaged groups at Harijan Basti Tikamgarh, Madiya & Sundarpur.

The district planning group (D.P.G.) as constituted as per guidelines of the state government. The first meeting was held on 22nd April, 1993 under the Chairmanship of Mr. K.K. Singh, the Collector Tikamgarh.

The District Planning Group:

- | | | |
|----|---|------------------|
| 1. | Shri K.K.Singh, Collector (IAS) | Chairman |
| 2. | Shri Ashok rai, Joint Collector | Member |
| 3. | Shri M.P.Shukla, Dy. Director of Education | Member-Secretary |
| 4. | District Organiser, Tribal Welfare Department | Member |
| 5. | Principal, DIET | " |
| 6. | Distt. Women & Child Development Officer | " |
| 7. | Dy. Director, Panchayat & Social Welfare | " |

- | | | |
|-----|--|--------|
| 8. | Secretary, Zilla Sakshamta Samiti
(if in existence) | Member |
| 9. | District Planning Officer | " |
| 10. | District Statistical Officer | " |
| 11. | Asstt. Director, Publicity Deptt. | " |
| 12. | Project Officer, DRDA/DUJDA | " |
| 13. | Sub.Divn. Officer, RES | " |

The collector also nominated the following members for D.P.G.

14. Ku. Pushpa Chobe (Jan Jagran Social Worker)
Manager Bundelkhand Kshetriya Gramin Bank, Kundeshwar
15. Mr. Madho Prasad Tiwari, Asstt. Teacher, Primary School,
Raipur Sunoni.
16. Ku. Ram Kishori Gupta, Asstt. Teacher, Govt. Shishu
Mandir, Tikamgarh.
17. Mr. Gur Bachan Singh, Lecturer, DIET, Kundeshwar.
18. Mr. S.C. Jain, Asstt. Director, NFE Edu. Deptt.

Later on, the following members have also been inducted in D.P.G.

19. Shri P.N. Rusia, Retd. Joint Director of Education, MP
20. Shri P.S. Shrivastava, Vice-Principal, District
Institute of Education & Training, Kundeshwar,
Tikamgarh.
21. Shri D.P. Khare, Lecturer, Govt. Higher Secondary
School, Tikamgarh.

Dr.R.P. Singh, Field Adviser, NCERT, Bhopal and one Representative from University of Sagar were nominated as the representative of State Planning Group to guide and assist the D.P.G. in the preparation of the District Plan.

As per guideline of the State Government, the plan was to be submitted by Ist June,1993. Hence the meetings of the District Planning Group were held frequently at short intervals.

As the planning at the district level cannot take into account the diversities that exist at village level in terms of strengths, problems and needs, therefore the planning process ought to ^{have} begin at the grass-root level. The District Planning Group emerging from the villages should be aggregated of village-micro-plans. This certainly requires training, consultation and orientation on a very vast scale, which would take fairly long time, so it was suggested that the district plan should be prepared on the basis of wide consultative meetings with the representatives of N.G.Os, teachers, Headmasters, community leaders and different functionaries at the district and block levels.

Subsequently, in all the meetings of the D.P.G. Sub-Divisional Officers, Block Education Officers, selected A.D.I.S., Teachers, Retd. Teachers, Public Representatives of different walks of life were invited.

Till the submission of the first draft following meetings were held for wide consultations and suggestions which may help in preparing the District Plan:-

1. First Meeting of D.P.G. was held on 24.4.93 in the Collectorate, Tikamgarh. It was attended by 43 persons including D.P.G.members.

The Chairman of the D.P.G. presided the meeting. he briefed the participants about universalization of primary education (UPE) Project. He emphasised that UPE does not mean only enrolment. The indicators of UPE are Gross Access Ratio(GAR) which means provision of primary school/Junior primary school or Non-formal Education Centre within one km. of each habitation. Second indicator is 100% enrolment of the children in the age group of

6-11. Enrolment also implies regular attendance and retention of the students in the school till passing the grade Vth. The third indicator is attaining atleast minimum levels of learning. This mean that 80% students will master 80% of the skills of the subject matter.

Participants were eager to know in details about the indicators. Shri G.B.Singh, Lecturer, DIET explained the MLL approach.

The Statistical Officer Shri Subedar Singh informed that basic statistics about the number of habitation deprived of educational facilities, habitation-wise population, SC, ST and gender-wise literacy rate - would not be available.

The Deputy Director of Education suggested that a quick survey might fbe done to collect basic informations regarding U.P.E.

The Chairman of the D.P.G. asked the Sub-Divisional Officers (REV) to complete the surveyf in collaboration with the Block Education Officer, teachers & public representatives. He also assigned the task to DIET to develop a format for survey. He further asked to submit survey report in the next meeting on 3.5.93.

In the open discussion, the following issues emerged.

- (1) Teachers are not punctual.
- (2) Mostly the teachers do not reside at the headquarter.
- (3) The Schools and teaching are not attractive.
- (4) Community, especially, SC/ST is not inclined towards education.

Mr. P.N.Rusia, retired Joint Director of Education placed his experiences and results of his micro-planning of Tikamgarh Block. He narrated that disadvantaged groups are suppressed in rural areas. They need social support. School calendar does not suit in some places during sowing & harvesting time. For migrating families some model of education needs trial. The attendance and retention is not actual as is shown in the school records.

It was also discussed how the goals could be achieved. The following suggestions emerged:-

1. The work should be done on mission mode by the teachers, administrators and community.

2. All the departments directly or indirectly related to community development work should work in team spirit to achieve goals and targets.
3. The teachers suggested that posting of teachers in rural areas, especially in remote areas, should be on strict policy.

After thanks giving by the Secretary of the D.P.G. Shri Ashok rai, Joint Collector, the meeting was declared over.

2. Second Meeting of the D.P.G. was held in the Chamber of the Collector on 3.5.93. The attendance was 49. The S.D.O. submitted the reports in details. On the basis of the data it was assessed that the task ahead is painstaking. The S.D.O. prepared the reports after wide discussions and sittings with Block Level Community representatives.

The Collector formed a writing group consisting of Shri D.P.Khare, Lecturer, Govt. Multipurpose School No.1, Tikamgarh, Shri S.C. Jain, Asstt. Director, Non-formal Education, Shri B.K.Tiwari, Principal, Pelara, Shri

Gurubachan Singh, Lecturer, D.I.E.T. and Shri A.M.Khan Project Officer, NFE Tkg. This team was headed by Shri P.S.Shrivastava, Vice-Principal, DIET.

In this meeting the participants gave their valuable suggestions and issues raised one by one.

Area:- School Buildings: Mrs. Choubey, Member of the D.P.G. suggested that some govt./semi-govt. buildings of different departments are lying unused. These may be taken for school purposes.

Mr. S.C.Jain contributed that community in rural areas be encouraged to initiate in building construction, repairs and maintenance.

It was suggested that community leaders be persuaded to participate in plan preparation. There was a suggestion that village community should be encouraged to build up a teacher quarter.

From the teachers side it was demanded that in service trainings should be made purposeful. The stereo-type content matter, lecture method do not contribute in the efficiency growth of the teachers.

Mrs. gupta, Member, D.P.G. pleaded for enhancing the number of lady teachers and posting in administration by fixing a certain quota.

A suggestion came forward that supervision of the Schools be made frequent and meaningful. Special attention be given in girls education in developing skills.

'Work While You Learn' scheme be introduced especially for needy students.

Meeting came to an end by vote of thanks to the Chair.

3. Third Meeting was held in the Collectorate Meeting Hall on 13.5.93. The gathering was encouraging. It was attended by D.P.G. members & teachers numbering 53.

Chapter one and two were presented describing the educational scenerio of the district. The participants were amazed to find that R.R. and enrolment are high while as per study of Shri P.N.Rusia, it is only 42 in Tikamgarh Block. The difference was discussed. Mr. Rusia told that under enrolment drive in the State, the children in age group 6-11 were

admitted as per instructions that names should not be struck off till a long and tedious sprocedure is followed.

The SC, ST and O.B.C. classes get Scholarships, so they get admission only for Scholarship.

The participants suggested that proper screening be done.

The attendance and achievement side be given priority attention.

One member suggested that for promoting girls education more Girl Middle Schools be opened.

District Women and Child Development Officer suggested that more anganwadies be sanctioned to provide this facility in each village having a school.

Shri H.Bhodariya, Distt. Organiser, Tribal Welfare suggested that for children of migrating families, residential hostels may be opened.

Deputy Director of Education Mr. Shukla asked to strengthen Management System.

Shri P.S.Shrivastava suggested that a thorough training should be given to teachers in M.L.L. approach and its evaluation.

Shri D.P.Khare suggested that teachers should also be trained in diagnosing and remedial teaching.

Shri hargovind Pushp an Editor of daily newspaper 'Orchha Times' gave his suggestion that training be arranged in summer vacations and teachers should be given earned leave.

'Shiksha Samakhya' Yojna be implemented in all the blocks.

4. Fourth meeting was arranged in Circuit House on 18.5.93. It was attended by 53 persons.

Dr. R.P.Singh, Field Adviser, NCERT, Bhopal gave valuable suggestions for the developmental project. He pointed out that a very clear and vivid picture of the present status be drawn up. Goals and targets be set in clear terms. Thereafter activities be listed to be carried out, to reach the goals. He also

suggested that a monitoring and periodical evaluation system be developed to minimise the risks.

Suggestion in regard to attendance, teachers selection, inspection, examination, incentives, were listed and incorporated later on in the plan.

5. On 29.5.93 a small group of D.P.G. members assembled in Circuit House. The draft plan was presented. The suggestions were incorporated like; establishment of NFE Centres, Supervision of NFE Centres, power to give to V.E.C. The Education Secretary invited a meeting at Vallabh Bhawan on 15.6.93 to get a feed back on all the 19 District Education Plans. The meeting was attended by the Chairmans of the D.P.G. and the resource persons for the planning groups.

6. The D.P.G. Meeting was held on 19.6.93, following the meeting held in Bhopal. 43 persons participated. The suggestions given on 15.6.93 in Bhopal were placed before the D.P.G. members. It was emphasised that the plan preparation should be held at village level, block level and

district level. The view points of all the sections of the community regarding that and perception of the primary education must be reflected in the plan. The Collector & Chairman, D.P.G. chalked out a plan to hold Block Level meetings of public and officials.

Accordingly, Block Level meetings were held as under:-

18.8.93	B.D.O.Office,Jatara	52 participants
18.8.93	" Palera	123 "
19.8.93	" Prithvipur	62 "
19.8.93	" Niwari	65 "
20.8.93	" Tikamgarh	67 "
20.8.93	" Baldeogarh	55 "

The Jatara, Palera and tikamgarh meetings were chaired by the Collector. the other three meetings were precided by S.D.O.(REV). At block level meetings the following suggestions were made:-

1. It was remarked that NFE Centres are not effective.
2. In some cases these are false. V.E.C. should hold responsibility.

3. Evaluation of proper running of schools and centres should be objective.
4. Voluntary organisations or local team should be trained in evaluating. This system will give objective results. The teachers too will not give false results.
5. One participant told that the students achieve nothing in schools simply this waste time. A student of class V can not write & read. This deterioration is a great concern. He further told that public schools are shining shops of education.
6. It was also suggested that the education department should have proper control over the private schools.
7. Jhoolaghar may be established.
8. More Hostels and Ashrams be provided.
9. Local women should be appointed as teachers relaxing qualification. It will promote girls education and empower the women.
10. Separate N.F.E. centres/Jr.Primary Schools be provided for depressed communityf children. The students of these communities remain depressed and oppressed by the elite family students.
11. Teachers must pay special attention towards students of these classes.
12. An exercise of micro-planning was done in Block Niwari. In framing the plan the micro-plan of Shri P.N.Rusia and Niwari Block be kept for consideration.

7. Pre-Appraisal Mission visited the district on 17.9.93. meetings of the D.P.G. was held with the mission members. The Collector and Chairman of the D.P.G. Shri K.K.Singh appraised the mission about the present status and problems of the district. The mission appreciated the contribution and the commitment of district civil administration. The mission had a separate meeting with DIET Staff. On 19.9.93, the team visited Niwari Block and a few schools.

The Mission gave some valuable suggestions in its reports. In the revised write up of the plan, the suggestions have been incorporated.

8. Teachers Meetings at Blockf levels were arranged. All the B.E.Os organised meetings of the Headmasters at Blockf levels.

In the meetings with teachers, the goals and targets were explained. The strategies, programmes and non-financial interventions were discussed.

On the basis of discussion it was found that Shikshak Samaykhya Project of Rajasthan and Mahila Samakhya Project may be tired out in the district with full dedication.

Teachers gave suggestions for continued interaction between teachers and resource persons to improve their professional efficiency & competency.

It was also suggested that some money be given to schools for day-to-day needs and replenishment of material.

There was a suggestion that powers may be decentralised regarding write off to the unserviceable material which is blocking rooms in schools.

Some incentives may be given to local communities and teachers for good performance.

Some allowance for rural areas teachers be given as incentive to reside at the Headquarter.

As per government directions, the plan was to to be revised in the light of the above suggestions.

A series of D.P.G. meetings were held under the chairmanship of the Collector on 31.12.93. 21 Members were present in the Collectorate. On 11.1.94, 30 participants were present. On 31.1.94, 30 persons attended.

1. BASIC DATA IN REGARD TO THE DISTRICTTable 1.1 Demographic Data

1. Population (1991 Census) (In Lakhs)

	<u>Figures</u>	<u>Percentage</u>
Total	9.41	-
Male	5.03	53.44
Female	4.38	46.56
Rural	7.82	83.00
Urban	1.59	17.00
S/C	2.14	22.75
S/T	0.39	04.12

2. Sex Ratio (Females per thousand males):
as per successive censuses.

1971	877
1981	883
1991	871

3. Literacy Rate (1991 Census)

<u>Group</u>	<u>Literacy Rate</u>
1. Overall	27.60
2. Male	37.95
3. Female	15.72

cont'd.

<u>Group</u>	<u>Literacy Rate</u>
4. SC	
(a) Over all	Not available.
(b) Male	-do-
(c) Female	-do-
5. ST	
(a) Overall	Not available.
(b) Male	-do-
(c) Female	-do-
4. No. of Towns (1991 Census)	
(i) Total	12
(ii) With population more than 5 Lakhs.	NIL
(iii) With Population 1-5 Lakhs.	NIL
(iv) With Population 50,000 to 1,00,000	01
(v) With population 10,000 to 50,000.	04
(vi) With population less than 10,000	07
5. No. of Villages.	
(i) Total	973
(ii) Inhabited	852
(iii) Un-inhabited	121
6. No. of Rural habitations	
(i) As per Census 1991	Not Available,
(ii) As per V all India Education Survey 1986.	1671

7. Special Areas in the District, if any

	<u>Category</u>	<u>Name</u>	<u>Details</u>
(i)	Area of Industrial Concentration.	Pratapura	1 Medium & 26 small Scale Units.
		Dhonga Thikamgarh.	20 small Scale Units.
(ii)	Area of Major Mining activities.	NIL	NIL
(iiij)	Area of major construction activity (e.g. Irrigation Proj.)	NIL	NIL
(iv)	Any other area with high incidence of child level.	NIL	NIL.

**

Table 1.2 ADMINISTRATIVE DATA

1.	<u>ITDP sub Divisions, Tahsil & Blocks.</u>	
(i)	<u>No. of ITDPS</u>	
	(a) Total	NIL
	(b) Major	-
	(c) Medium	-
	(d) Small	-
(ii)	No. of Sub Divisions.	03
(iii)	No. of Tahsils	05
(iv)	<u>No. of Block</u>	
	(a) Total	06
	(b) T.D.	00
	(c) Non T.D.	06
2.	<u>No. of Various Kinds of Local bodies:</u>	
(i)	<u>Urban:</u>	
	(a) Municipal Corporation	-
	(b) Municipality	12
	(c) Notified Area Committees	-
	(d) SADAS	01
(ii)	<u>Rural</u>	
	(a) Janpad Panchayat	06
	(b) Gram Panchayat.	392
3.	Setup of educational and relative administration:	
(i)	Whether the district is also the head quarter of an education division.	- NO.

(ii)	No. and names of education district with the Revenue district.	:	One, Tikamgarh.
(iii)	No. of BEO's		
	(a) Total sanction		06
	(b) In position (as on 30.09.1993)		06
(iv)	No. of A.D.I.s		
	(a) Total Sanction		14
	(b) In Position as on 30.9.1993		13
(v)	No. of Circle organizers, T.D.		03
	(a) Total Sanction		03
	(b) In position as on 30.9.93		03
(vi)	NO. of N.F.E. Project: Rural + Urban = Total		07
(vii)	No. of ICDS Projects: Rural + Urban = Total		03
(viii)	No. of Blocks under TLC if any.		06
(ix)	No. of Blocks under DWCRA if any.		06

**

Table 1.3 EDUCATIONAL DATA

1.3.1 No. of Schools (Reference date 30.09.1993)

Block	Category	Total		Management wise breakup								Not Government					
		School	Teacher	School Edu. Department		SC/ST/B.C. Department		Total Govt.		Local Bodies		Aided		Un aided		Total	
				Sch.	Teach.	Sch.	Teach.	Sch.	Teach.	Sch.	Teach.	Sch.	Teach.	Sch.	Trs.	Sch.	Trs.
1	2	3	4	5	6	7	8	9	10	11	12	13	14	15	16	17	18
Baldeogarh	Primary School.	180	328	172	312	-	-	172	312	-	-	-	-	8	16	8	16
Jatara	-do-	178	478	165	432	02	04	167	436	-	-	-	-	11	42	11	42
Newari	-do-	159	573	139	500	01	01	140	501	-	-	-	-	19	72	19	72
Palera	-do-	153	338	145	306	01	02	146	308	-	-	-	-	07	30	07	30
Prithvipur	-do-	148	344	141	320	-	-	141	320	-	-	-	-	07	24	07	24
Tikamgarh	-do-	199	783	168	471	-	-	168	471	-	-	-	-	31	312	31	312
Total for all Blocks		1017	2844	930	2341	04	07	934	2348	-	-	-	-	83	496	83	496
Baldeogarh	Upper Primary.	39	233	33	219	-	-	33	219	-	-	-	-	06	14	06	14
Jatara	-do-	43	226	35	150	-	-	35	150	-	-	02	12	06	64	08	76
Newari	-do-	50	216	28	139	-	-	28	139	-	-	02	12	20	65	22	77
Palera	-do-	28	233	23	192	-	-	23	192	-	-	-	-	05	41	05	41
Prithvipur	-do-	34	814	19	111	-	-	19	111	-	-	-	-	15	73	15	73
Tikamgarh	-do-	55	350	35	162	-	-	35	162	-	-	-	-	20	188	20	188
Total		249	1442	173	973	-	-	173	973	-	-	04	24	72	445	76	469

1	2	3	4	5	6	7	8	9	10	11	12	13	14	15	16	17	18
Baldeogarh	High School	07	48	05	31	-	-	05	31	-	-	-	-	02	17	02	17
Jatara	-do-	07	27	03	10	-	-	03	10	-	-	01	05	03	12	04	17
Newari	-do-	14	83	04	38	-	-	04	38	-	-	01	05	09	40	10	45
Palera	-do-	10	35	01	13	-	-	01	13	-	-	-	-	09	22	09	22
Prithvipur	-do-	07	36	02	26	-	-	02	26	-	-	-	-	05	10	05	10
Tikamgarh	-do-	13	158	06	71	-	-	06	71	-	-	01	09	06	78	07	87
Total		58	387	21	189	-	-	21	189	-	-	03	19	34	179	37	198
Baldeogarh	H.S.s.	04	45	04	45	-	-	04	45	-	-	-	-	-	-	-	-
Jatara	-do-	10	167	06	124	-	-	06	124	-	-	-	-	04	43	04	43
Newari	-do-	18	248	07	145	-	-	07	145	-	-	02	22	09	81	11	103
Palera	-do-	06	60	03	37	-	-	03	37	-	-	01	08	02	15	03	23
Prithvipur	-do-	07	95	02	59	-	-	02	59	-	-	01	08	04	28	05	36
Tikamgarh	-do-	05	63	05	63	-	-	05	63	-	-	-	-	-	-	-	-
Total		50	678	27	473	-	-	27	473	-	-	04	38	19	167	23	205

S = School, T = Teachers.

1.3.2 No. of NFE Centres (Ref. Date : 1.4.1993)

	<u>Category</u>	<u>No.</u>
1.	Total	700
2.	Co-Education.	357
3.	Girls only	343
4.	Urban	73
5.	Rural	627
6.	Primary	638 (Rural 580+ 58 Urban)
7.	Upper Primary	62

1.3.3 No. of Habitations having neither a Primary (Jr.Primary School nor an NFE Centre within 1 Km.)

<u>Population</u>	<u>No. of habitations without access as above.</u>	
	<u>As per 1986 Census.</u>	<u>As on 1.1.94 (based 1991 Population)</u>
(a) Over 300	14	182
(b) 200 - 299	48	193
(c) 100 - 199	97	205
(d) Below 100	78	104
(e) Total	237	684
Gross Access Ratio (1.1.94)		60.0

1.3.4. ENROLEMENT, GER, RR AND OUT OF SCHOOL CHILDREN AT PRIMARY STAGE (Ref. date 30.9.1993)

Category	Estimated Population in 6 - 11 Age group 30.9.93	ENROLEMENT (I - V)									G E .R			R . R.		
		school			N.F.E			Total			Boys	Girls	Total	Boys	Girls	Total
		Boys	Girl	Total	Boys	Girls	Total	Boys	Girls	Total						
1	2	3	4	5	6	7	8	9	10	11	12	13	14	15	16	17
1. Overall	144944	68640	46617	115257	9873	9473	19327	78494	56090	134584	104	80	93	86	71	80
2. S.C.	33703	17418	12595	30013	2263	2332	4595	19681	14925	34606	112	91	102	88	83	86
3. S.T.	6663	2828	1926	4754	1029	848	1877	3857	2744	6631	112	86	99	85	78	82

	Estimated No. of Child (6-11 years) not in Primary School/ N.F.E. Centre			Estimated No. of children in 6-11 age group on 30.9.2000		
	Boys	Girls	Total	Boys	Girls	Total
	18	19	20	21	22	23
1. Overall	+ 3524	- 13884	10360	87496	81663	169159
2. S.C.	+ 2248	- 1345	-	20395	19036	39431
3. S.T.	+ 414	- 446	- 32	4029	3760	7789

1.3.5 TREND OF GER AND RR OVER 1988-93

Indicator	Group	As on 30th Sept. of						
		1988	1989	1990	1991	1992	1993	
1. GER	1. Overall	93	99	99	98	92	93	
	2. Boys	105	112	112	110	105	104	
	3. Girls	93	102	100	100	94	80	
	4. S.C.							
	(a) Overall	101	107	102	99	89	102	
	(b) Boys	105	111	113	101	103	112	
	(c) Girls	109	113	113	107	83	91	
	5. S.T.							
	(a) Overall	122	125	113	116	100	99	
	(b) Boys	144	145	123	124	107	112	
	(c) Girls	103	114	101	104	101	86	
	2. RR	1. Overall	100	112	116	118	103	80
		2. Boys	108	120	130	132	104	86
3. Girls		88	100	98	99	101	71	
4. S.C.								
(a) Overall		102	108	106	105	104	86	
(b) Boys		107	104	103	103	102	88	
(c) Girls		87	86	89	90	95	83	

Indicator	Group	As on 30th Sept. of					
		1988	1989	1990	1991	1992	1993
	5. S.T.						
	(a) Overall	84	86	84	85	86	82
	(b) Boys	78	79	77	78	79	78
	(c) Girls.	94	92	93	95	96	85

1.3.6. Primary Teacher Data (30.9.1993)

1. Total No. of Teachers in Primary School and Primary Sections of Higher Schools. (Govt. & Private).

(a) Male 2238

(b) Female. 606

2. Teachers whose qualification is less than High School.

No. 160

Percentage 5.7%

3. Untrained teachers (who do not have a Teacher Training qualification - BTC/B.ed.)

No. 523

Percentage 19.0%

4. Teacher-pupil Ratio at the Primary Stage.

Govt. 1:49

In All 1:41

1.3.7. AVAILABILITY OF BUILDINGS (AS ON 1.4.1993)

1.	Total No. of Primary Schools	934
2.	Of Which running in a Pakka building	643
	(a) Own building	
	(b) Building of another school.	125
	(c) Other public building (e.g. Panchayat Bhawan, etc.)	12
	(d) Private building rented or otherwise.	04
	(e) Total	784
3.	No. of Primary Schools running in Kachha building.	035
4.	No. of Primary schools having no building at all. (Running in Tents under trees, etc.)	118
5.	No. of schools needing new building (3 + 4)	150
6.	No. of Schools running in own Pakka buildings with require major repairs.	168
7.	Deficiency of class rooms in schools running in pakka buildings (i.e. No. 2 (e) - above).	472
	(Deficiency = $\frac{\text{Enrolment}}{40}$ rounded off to nearest integer(-)existing class room)	No. of

Note: Average class room size - 300 sq.ft. count larger halls verandahs, etc. as 2/3/4 classrooms, depending on size.

Extent of Class rooms Deficiency.	No. of Schools with deficiency as in Col.(1)	Total deficiency of class rooms
(1)	(2)	(3) = (1) x (2)
Zero	-	-
One Classroom	168	168
Two Classroom	90	180
Three Classroom	26	78
Four Classroom	09	36
Five Classroom	02	10
Total:	295	472

Table 1.3.8 (A) Estimated size of the Distt. Plan Target Group (No. of Children)
in the First and Last Years of the (Distt. Plan Period).

A. CHILDREN IN 6 - 11 AGE GROUP:

Category	Total estimate Population 1991 Census.	Estimated Population 30.9.94			Estimated Population 30.9.2000
		Total	Enrolled in PS/ NFEC	Un-enrolled	
(1)	(2)	(3)	(4)	(5)	(6)
1. All	136420	148700	145000	3700	169159
2. Boys	70562	76900	75000	1900	87496
3. Girls.	65858	71800	70000	1800	81663
4. SC (a) All	31039	34000	33700	300	39431
(b) Boys	16054	17500	17300	200	20395
(c) Girls.	14985	16500	16400	100	19036
5. ST (a) All	5633	6140	6140	NIL	7789
(b) Boys	2914	3180	3180	NIL	4029
(c) Girls.	2719	2960	2960	NIL	3760

PS = Primary school

NFEC = NFE Centre.

1.3.8 (B) TARGET GROUP CHILDREN IN 11-14 AGE GROUP

Category	Total Estimate Popu. 1991 Census.	Estimated Popu. 30.9.94			Estimated population 30.9.2000		
		Total	No.who completed Primary Education.	No. who could not complete Pri.Education (Col.3-Col.4)	Total	No. who may not complete Pri. Education.	Basis of Estimate in Col.7
1. All	71503	77900	62164	15736	88661	17910	Estimate with Population, Col.3,5,6
2. Boys.	37633	41000	26814	14186	46664	16145	
3. Girls	33870	36900	23704	13196	41997	15018	
4. S.C.							
(a)All	16269	17740	15668	2072	20664	2413	
(b)Boys	8563	9330	7456	1874	10876	2184	
(c)Girls	7706	8410	7034	1376	9788	1601	
5. S.T.							
(a) All	2952	3220	2725	495	4081	627	
(b) Boys	1554	1690	1361	329	2148	418	
(c) Girls	1398	1530	1245	285	1933	360	

1.3.8. (C) TOTAL CHILDREN IN TARGET GROUP (6 - 14 YEARS)

Category	Estimated Population 30.9.94			Estimated Population 30.9.2000		
	All Children of 6-11 years (Col.3 tab.A)	Children of 11-14 years not completing Primary Edu. (Col.5 Tab.B)	Total target group (2+3)	All Child of 6-11 years (Col.6 Tab.A)	Children of 11-14 years not completing Primary Edu. (Col.7 Tab.B)	Total target group (5+6)
1	2	3	4	5	6	7
1. All	148700	15736	164436	169159	17910	187069
2. Boys	76900	14186	91086	87496	16145	103641
3. Girls	71800	13196	84996	81663	15018	96681
4. S.C.						
(a) All	34000	2072	36072	39431	2413	41844
(b) Boys	17500	1874	19374	20395	2184	22579
(c) Girls	16500	1376	17876	19036	1601	20637
5. S. T.						
(a) All	6140	495	6635	7789	627	8416
(b) Boys	3180	329	3509	4029	418	4447
(c) Girls	2960	285	3245	3760	360	4120

TAB. 1.4 (1.4.1) BLOCK WISE EDUCATION DATA BLOCK WISE POSITION OF COVERAGE

Block	No. of habitation			No. of Schools			No. of Pr.NFE Centre			No. of Aganwadi	Nos of Access-less Habitation ^s with Population-1991				
	> 300	< 300	Total	Jr.Pry.	Pry./ Jr.Link	Total	Co-Ed.	Girls	Total		>300	200- 300	100- 200	100	Total
1	2	3	4	5	6	7	8	9	10	11	12	13	14	15	16
Baldeogarh	170	64	234	12	160	185	46	50	96	-	45	34	24	06	109
Jatara	222	49	271	07	160	166	45	43	88	-	24	26	10	04	64
Newari	161	83	244	04	136	164	44	44	88	124	44	22	37	24	127
Palera	160	58	218	10	136	146	46	44	90	146	33	23	17	NIL	73
Prithvipur	119	299	418	13	128	148	46	44	90	-	27	42	76	65	210
Tikamgarh	170	140	310	14	154	175	67	119	186	-	09	46	41	05	101
TOTAL	1002	693	1695	60	874	934	294	344	638	270	182	193	205	104	686

1.4.1. Continued.

	No. of Middle Schools		Ratio of Primary to Middle School	Phase of O.B. Programme under which covered I, II, III, IV	Whether Block is covered under	
	Total	Girls			C.L.C.	D.W.C.R.A.
	17	18	19	20	21	22
Baldeogarh	33	03	1:5	IV Phase	sanctioned	-
Jatara	35	06	1:6	II & IV	-do-	-
Newari	28	06	1:6	II & III	-do-	-
Palera	23	02	1:6	II	-do-	-
Prithvipur	19	02	1:7	II & III	-do-	-
Tikamgarh	35	04	1:6	I Phase	-do-	-
Total	173	23	1:5	-	-	-

1.4.2 BLOCKWISE POSITION OF GAR , GER , RR AND OUT OF SCHOOL CHILDREN (REF. DATE 30.9.93)

Block	GAR	GER									RR								
		Overall			SC			ST			Overall			SC			ST		
		B.	G.	T.	B.	G.	T.	B.	G.	T.	B.	G.	T.	B.	G.	T.	B.	G.	T.
1.	2.	3.	4.	5.	6.	7.	8.	9.	10.	11.	12.	13.	14.	15.	16.	17.	18.	19.	20.
1. Baldeogarh	53	97	79	89	111	82	97	118	105	112	87	79	81	61	76	67	82	68	70
2. Jatara	76	98	70	84	112	81	98	108	72	91	79	70	75	86	81	86	86	70	79
3. Newari	48	106	109	99	116	103	100	121	106	114	87	78	82	71	61	67	81	71	78
4. Palera	66	100	73	87	111	83	97	118	85	102	84	76	79	78	73	82	79	72	73
5. Prithvipur	50	97	75	87	108	97	102	112	87	100	84	74	81	79	81	87	82	79	80
6. Tikamgarh	67	123	91	108	115	70	98	100	72	86	82	72	80	76	80	83	84	78	81
Total For All Block	60	104	80	93	112	91	102	112	86	99	86	71	80	88	83	86	85	78	82

1.4.2. Continued.

Block	Estimated No. of children (6-11 yr.) Not in Primary School / NFE Centres									Estimated No. of children in 6-11 age group on 30.0.2000								
	Overall			SC			ST			Overall			SC			ST		
	B.	G.	T.	B.	G.	T.	B.	G.	T.	B.	G.	T.	B.	G.	T.	B.	G.	T.
	21	22	23	24	25	26	27	28	29	30	31	32	33	34	35	36	37	38
1. Baldeogarh	-262	-2315	=2597	+265	-330	-125	+108	+ 31	+139	14135	13192	27327	2773	2588	5361	688	642	1330
2. Jatara	-311	-4195	=4506	+438	-593	-155	+ 57	-177	-120	17449	16286	33735	4071	3800	7871	796	743	1539
3. Newari	+820	-1100	= 280	=504	- 86	+590	+ 92	+ 22	+114	13667	12756	26423	3547	3310	6857	496	463	959
4. Palera	+ 18	-2753	=2735	+339	-493	-154	+ 84	- 62	+ 22	12814	11960	24774	3584	3345	6929	531	495	1026
5. Prithvipur	-252	-2317	+2327	+161	- 60	+101	+ 72	- 66	+ 06	11792	11006	22798	2431	2269	4700	663	619	1282
6. Tikangarh	-3534	-1204		+541	-695	-154	-	+194	+194	17639	16463	34102	3989	3724	7713	855	798	1653
Total for All Blocks.	+3524	-13884	10360	2048	-2145	+103	+431	-446	-15	87496	81663	169159	20395	19036	39431	4029	3760	7789

TABLE 1.5 COVERAGE OF INCENTIVE PROGRAMME IN 1992-93

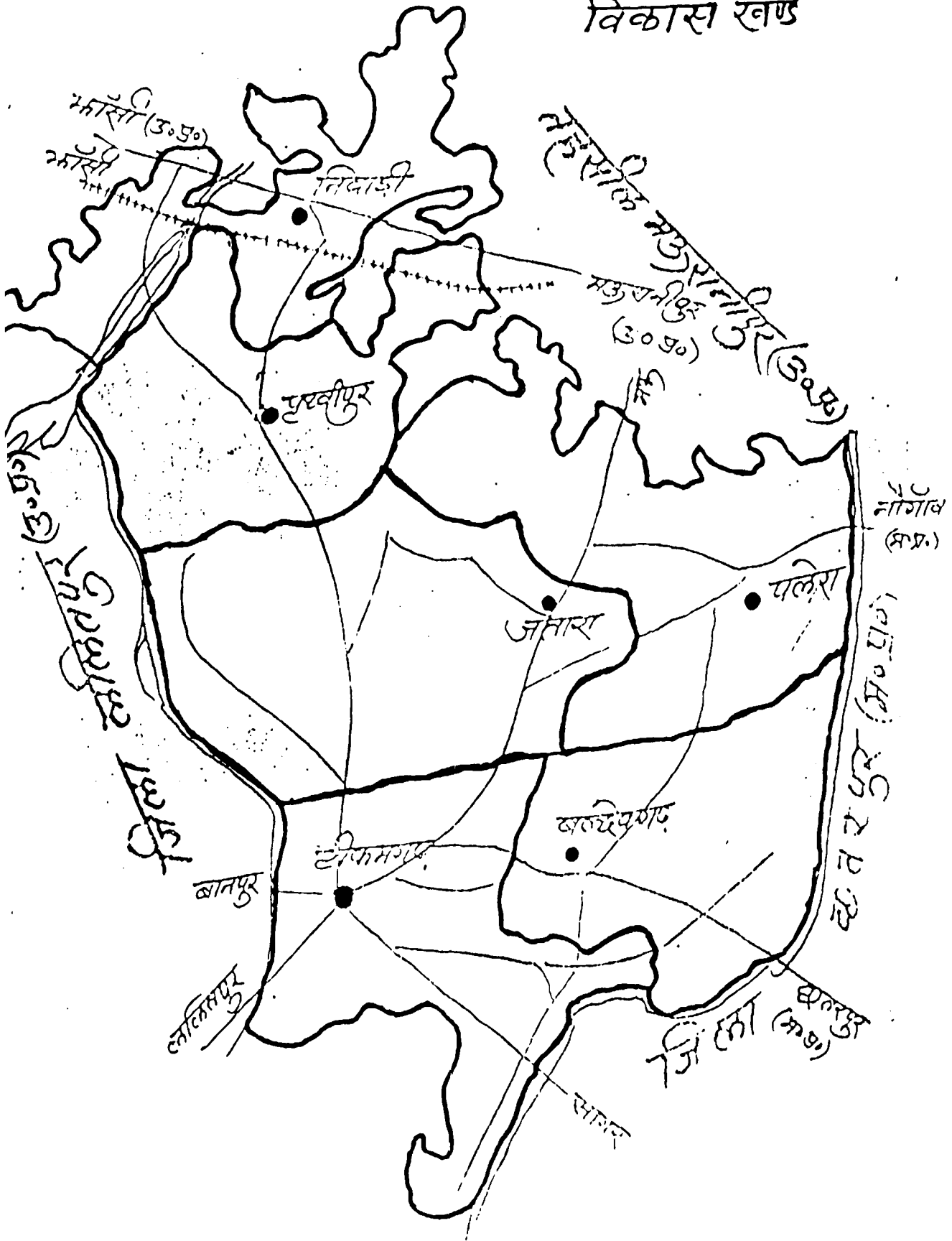
Incentive	ST			ST			OBC			Other Girls			Total			Reasons for diff. between E & A if any.	Estimated of anti tled ben.by 97-98		
	E	A	A/E x100	E	A	A/E x100	E	A	A/E x100	E	A	E/A x100	E	A	A/E x100		SC	ST	Total
1. Scholarships (Class 3 to 5) only Girls.	7135	5429	76	1592	931	58.47	-	-	-	-	-	-	8727	6360	72.87	Applica-tion not received in the office well	15452	2804	18256
2. Mid-Day Meal.	-	-	-	-	-	-	-	-	-	-	-	-	-	-	-	-	-	-	-
3. Free text books Edu. Deptt.	9687	7000	72.26	1944	1000	51.44	-	-	-	-	-	-	11631	8000	68.78	Lack of Budget.	-	-	-
4. Free Uniforms.	5198	5198	100	1058	1058	100	13565	10000	73.7	-	-	-	19821	16256	82.0	-	17420	3161	20581
5. Other Please Specify.																			
(i) Plan for Girls literacy.	429	327	76	-	-	-	-	-	-	-	-	-	-	-	-	-	900	-	900

1.6 BROAD PROPOSALS FOR RATIONALIASATION

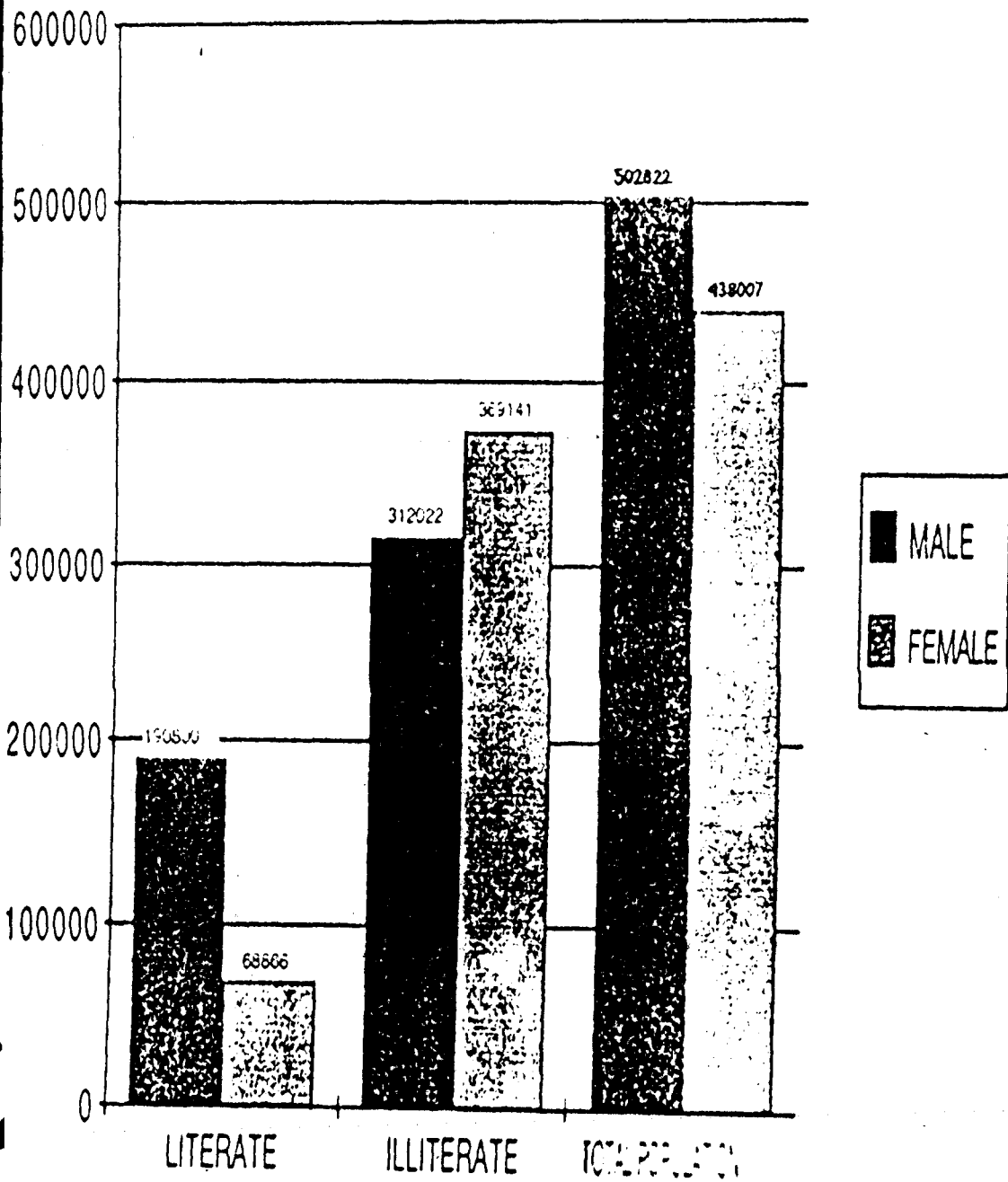
Block	No. of Primary schools which could be transferred to access less habitations.	No. of primary teachers who could be transferred from schools with surp staff to deficient onc
(1)	(2)	(3)
Baldeogarh	NIL	NIL
Jatara	NIL	NIL
Newari	NIL	NIL
Palera	NIL	NIL
Prithvipur	NIL	NIL
Tikamgarh	1 Model - 2 Civil line 2 Ward - 3 Near Block	NIL.

जिला टीकमगढ़

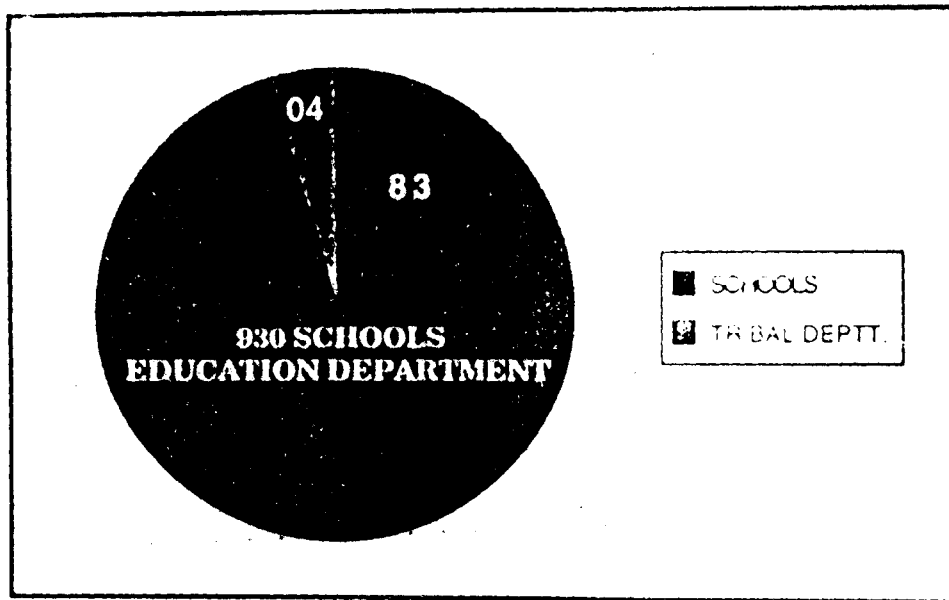
विकास खण्ड



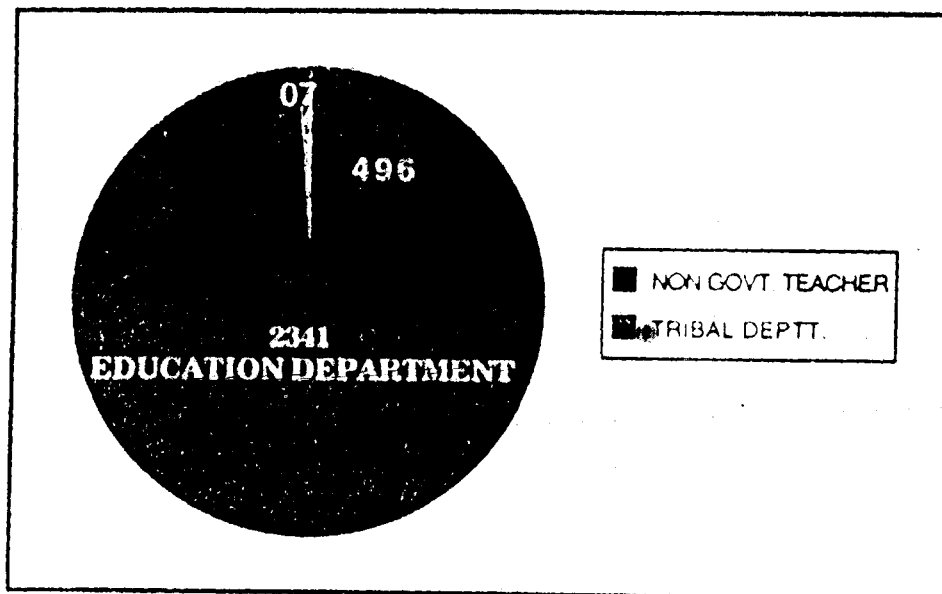
LITERACY IN TIKAMGARH DISTRICT



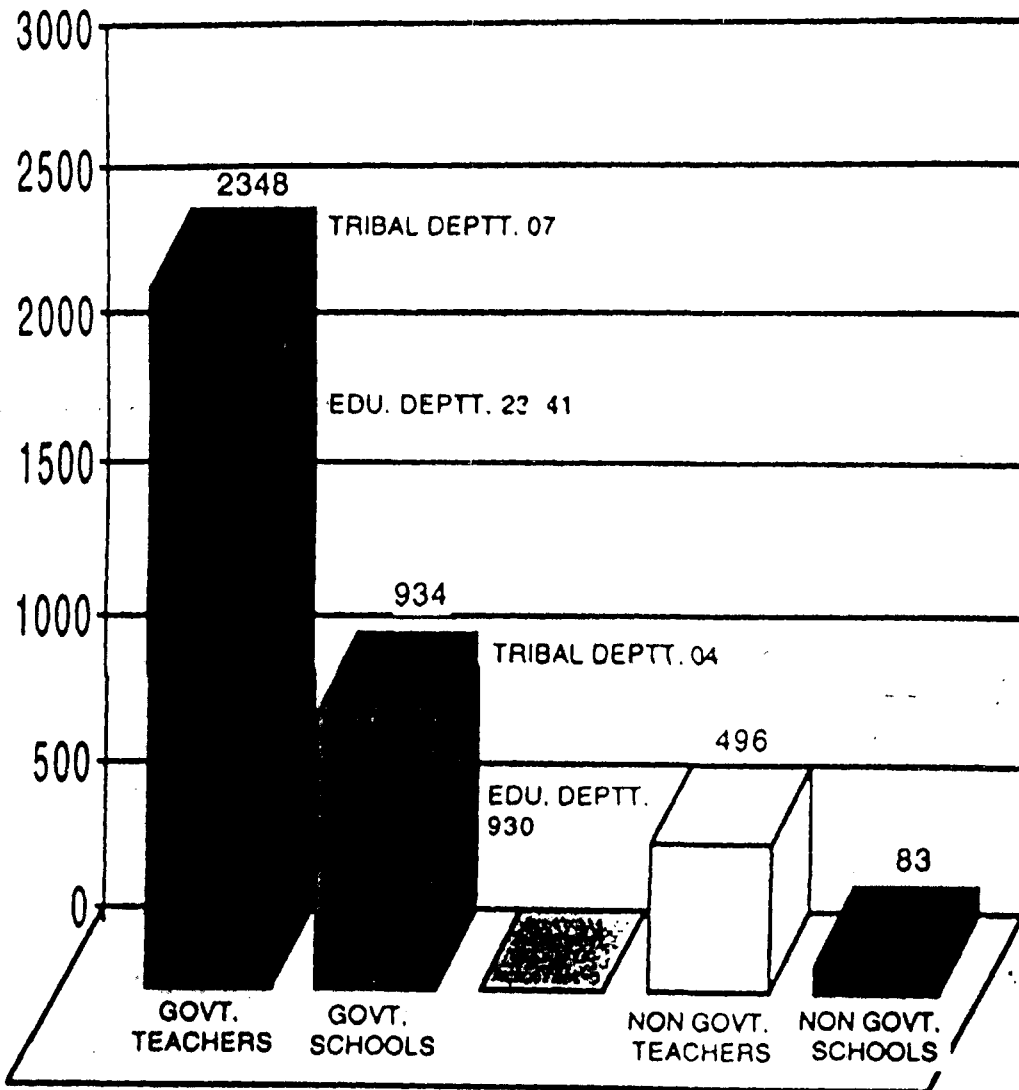
PRIMARY SCHOOLS IN
TIKAMGARH DISTRICT



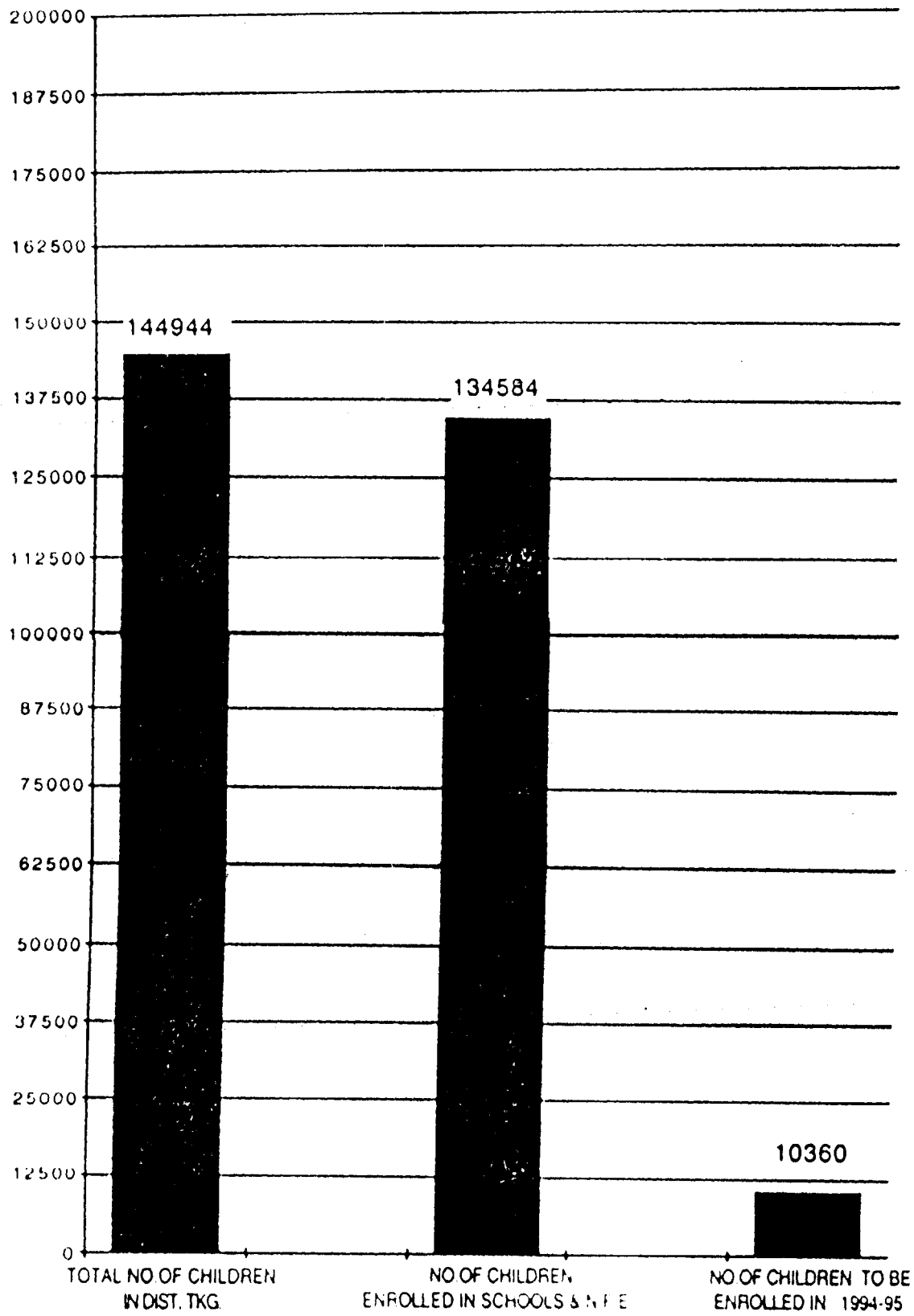
PRIMARY SCHOOLS
TEACHERS IN TIKAMGARH DISTRICT



PRIMARY SCHOOLS & TEACHERS IN TIKAMGARH DISTT.



NO OF CHILDREN OF 6=11 AGE GROUP
ENROLLED AND TO BE ENROLLED IN TIKAMGARH. DISTT.



ABBREVIATIONS

ADIS	Assistant Distt. Inspector of Schools.
AE	Adult Education
BEO	Block Education Officer
BPG	Block Planning Group
CCRT	Centre for Cultural Resources & Training, New Delhi
COPE	Computerised Planning for Education.
CSS	Centrally Sponcered Scheme
DIET	District Institute of Education & Training
DDE	Deputy Director Education
DP	District Plan
DPEP	District Primary Education Programme
DPE	District Planning Group
DWCRA	(Scheme of) Development of Women and Children in Rural Area.
EC	European Community
ECCE	Early Childhood Care Education
EE	Elementory Education
EFA	Education for All.
GAMR	Gross Achievement Ratio
GAR	Gross Access Ratio
GER	Gross Enrolment Ratio
ICDS	Integrated Child Development Sources
JRY	Jawahar Rojgar Yojna
KRP	Key Resource Person
MT	Master Trainer

MLL	Minimum Level of Learning
NCERT	National Council of education Research & Training
NFE	Non Formal Education
NRY	Nehru rojgar Yojna
NFEPO	Non Formal Education Project Officer
NYK	Nehru Yuva Kendra
NGO	Non Government Organisation
NIEPA	National Institute of Educational Planning Administration
OB	Operation Black Board
PE	Primary education
POA	Programme of Action.
RR	retention Rate
RP	resource Person
SCERT	State Council of Educational Research & Training
SDO	Sub Division Officer
SK	Shiksha Karmi
SPG	State Planning Group
TWD	Tribal Welfare Department
TE	Teacher Education
TLC	Total Literacy Campaign
UEE	Universalisation of Elementary Education
VA	Volantary Agency
VEC	Village Education Committee

LIBRARY
National Institute of Educational Planning and Administration
17-B, Sri Aurobindo Marg,
New Delhi-110016
DOC, 11-04-90
Date: 11-04-90

203

