

**Uttarakhand Sabhi Ke Liye Madhyamik Shiksha Parishad**



**Integrated Annual Work Plan  
& Budget (AWP&B)  
2013-2014**



**पढ़े चलो, बढ़े चलो**

**RASHTRIYA MADHYAMIK SHIKSHA ABHIYAN**

**Nanoorkhera, Tapovan Marg, Dehradun (Uttarakhand)  
Website: <http://rmsa.uk.gov.in/>, E-mail: [rmsauk@gmail.com](mailto:rmsauk@gmail.com)**

## **Planning Team, Uttarakhand**

|                          |                              |
|--------------------------|------------------------------|
| Mr. P.S. Jangpangi (IAS) | State Project Director, RMSA |
| Mr. M.S. Bisht           | Joint SPD, Planning, RMSA    |
| Mr. R.P. Dandriyal       | Joint SPD, Academic, RMSA    |
| Mr. Shailendra Amoli     | Astt. SPD, SEMIS, RMSA       |
| Mr. Avnindra Barthwal    | Dy. Director, IEDSS          |
| Dr. M.S. Bisht           | Astt. SPD, Planning, RMSA    |

### **Support**

|                  |                          |
|------------------|--------------------------|
| Mrs. Amita Joshi | Finance Controller, RMSA |
| Mr. V.P. Pant    | Finance Officer, RMSA    |
| Mr. V.K. Verma   | Executive Engineer, RMSA |
| Mr. B.M.S. Rawat | Accountant, RMSA         |
| Mrs. Deepa Rawat | Psychologist, IEDSS      |

### **Computerisation**

|                    |                   |
|--------------------|-------------------|
| Mr. Sumit Tiwari   | Computer Operator |
| Mr. Mahendra Kumar | Computer Operator |
| Mrs. Geeta Rawat   | Computer Operator |

## Acknowledgments

The Integrated Annual plan of Uttarakhand for Rashtriya Madhyamik Shiksha Abhiyan, IEDSS, ICT@School, Girls Hostel & Vocational Education prepared after a long series of workshop with District Officials, SCERT, SIEMAT, Board and Educationists. The U-DISE data entry done through U-DISE software at district level and the analysis of U-DISE data done at State level as well as at district level. Each and every secondary school is recorded under U-DISE.

The RMSA Team of Uttarakhand has benefited from the guidance and help of a number of people with great conviction in quality education, Officers, Consultants, Experts and Resource Persons. Herein we place on record our sincere thanks to the support of all those persons.

MHRD's guidelines have been very helpful to the RMSA team of Uttarakhand. We are greatly indebted to the MHRD, *Mr. R. Bhattacharya*, Secretary MHRD, School Education and Literacy, *Mrs. Virnda Swarup*, Add. Secretary, *Mrs. Radha Chauhan*, Joint Secretary, *Mrs. Caralyn Khongwar Deshmukh*, Director and Consultant, TSG, GOI for their valuable guidance and support.

We are grateful to the Honourable Chief Minister *Mr. Vijay Bahuguna* and Hon. Minister for School Education *Mr. Mantri Prasad Naithani* who encouraged the School Education Department to meticulously prepare the Uttarakhand Integrated Annual Plan based on authentic U-DISE data 2012-13. We are greatly indebted to *Smt. Manisha Panwar*, IAS, Secretary and School Education who consistently evinced keen interest in the development of the Framework and gave valuable suggestions for accelerating the planning process.

The present Integrated Annual plan of Uttarakhand for expanding Secondary Education in the state is an outcome of a series of workshops involving State Educational Administrators and District officers led by *Mr. P.S. Jangpangi*, IAS, State Project Director, RMSA, Uttarakhand at the State level. We record our thanks for their guidance and to the support of SIEMAT & SCERT, Education Board Uttarakhand, SPO (SSA) Uttarakhand, DIET faculty members and Head Masters/Principals in identifying quality interventions in Secondary Education.

We are grateful to national experts from NUEPA *Dr. Zaidi*, *Dr. Arun C. Mehta*, *Dr. Mohanty* and *Dr. Biswal*, who guided the State RMSA team to evolve district level plans for universalisation of Secondary Education in the state. We also thank *Mr. R.K. Sudhanshu*, Former SPD, RMSA, *Mrs. Radhika Jha*, SPD, SSA, *Usha Shukla*, Additional Secretary (Madhamik), *Mr. C.S. Gwal*, Director, Secondary Education Uttarakhand, *Mr. A.K. Negi*, Director, Elementary Education and *Mr. R.K. Kunwar*, Add. SPD, SSA for their contribution in the preparatory phases.

**RMSA Team  
Uttarakhand**

## Contents

| Chapter                      | Particulars   | Page No.         |
|------------------------------|---|------------------|
| <b>List of Tables</b>        |   | <b>I - IV</b>    |
| <b>List of Abbreviations</b> |   | <b>V - VIII</b>  |
| <b>RMSA</b>                  |   | <b>1 - 211</b>   |
| 1                            | Introduction  | 1 - 16           |
| 2                            | Implementation Status of AWP&B  | 17 - 50          |
| 3                            | Sector Diagnosis – Current Status and Development Priorities  | 51 - 80          |
| 4                            | Planning Process  | 81 - 87          |
| 5                            | Alternative Development Scenario and Plan Targets for the Expansion of Secondary Education in Uttarakhand | 88 - 103         |
| 6                            | Strategies and Action Programmes  | 104 - 179        |
| 7                            | Planning for Implementation   | 180 - 193        |
| 8                            | Budget Estimates  | 194 - 211        |
| <b>IEDSS</b>                 |   | <b>212 - 241</b> |
| <b>ICT@School</b>            |   | <b>242 - 248</b> |
| <b>Girls Hostel</b>          |   | <b>249 - 257</b> |
| <b>Vocational Education</b>  |   | <b>258 - 267</b> |
| <b>Annexure</b>              |   |                  |
|                              | (i) Model Tables  |                  |

## List of Tables

| Table No.   | Table Name   |
|-------------|--|
| <b>RMSA</b> |  |
| 1.1         | Administrative Units of the State  |
| 1.2         | Population figures at a glance   |
| 1.3         | District wise Population as Per Census 2001  |
| 1.4         | District wise Population as Per Census 2011  |
| 1.5         | District wise Population as Per Census 2001  |
| 1.6         | Literacy Status in 2001  |
| 1.7         | District wise Literacy Status in 2011  |
| 1.8         | District Wise Distribution of Sub District Units   |
| 1.9         | Cast wise Literacy Rate (2001)   |
| 1.10        | Literacy Rate (2011)   |
| 1.11        | Total Schools: All Management  |
| 2.1         | Norms of National and State  |
| 3.1         | Population and Growth Rate   |
| 3.2         | No. of Primary and Upper Primary Schools   |
| 3.3         | District wise Secondary and Hr./Sr. Secondary Schools by School Category                   |
| 3.4         | District-wise Secondary and Hr./Sr. Secondary Schools by Funding                           |
| 3.5         | Total Enrolment Status at Elementary Level (Class 1 to 8) Year 2012-2013                   |
| 3.6         | GER, NER, Co hart Drop Out and Overall Repetition at Elementary Level                      |
| 3.7         | Total Enrolment Status at Secondary Level (Class IX to X) Year 2011-12 & 2012-13           |
| 3.8         | Total Enrolment Status at Hr. Sr. Secondary Level (Class XI to XII) Year 2011-12 & 2012-13 |
| 3.9         | Projected Population of 14-17 age group in Uttarakhand                                     |
| 3.10        | District wise (Year wise) Total Child Population (Age 14 & 15)                             |
| 3.11        | District wise (Year wise) Total Child Population (Age 16 & 17)                             |
| 3.12        | District-wise Social Group wise 14-15 age group population                                 |
| 3.13        | Age Group 16-17 child population   |
| 3.14        | Age Group 14-17 child population   |
| 3.15        | Year wise enrolment in secondary and higher secondary level                                |
| 3.16        | Enrolment by Class, Gender and Social Category   |
| 3.17        | Age Specific enrolment in secondary  |
| 3.18        | Age Specific enrolment in higher secondary level   |
| 3.19        | District wise GER  |
| 3.20        | District wise NER  |
| 3.21        | District wise Promotion & Repetition Rate  |
| 3.22        | Dropout & Retention Rate   |
| 3.23        | District wise Transition Rate (Year 2012-13)   |
| 3.24        | Status of Enrolment of Disabled Children   |
| 3.25        | ICT Summary  |
| 3.26        | Number of Schools having classes IX-X by Management/Funding wise                           |
| 3.27        | Schooling Structure (Total schools)  |
| 3.28        | Schools by Category  |
| 3.29        | Infrastructure Gape in Secondary School  |
| 3.30        | No. of School per lakh population  |
| 3.31        | District wise served and unserved habitation in Uttarakhand                                |

| <b>Table No.</b> | <b>Table Name</b>  |
|------------------|--|
| 3.32             | Teachers Position In Secondary School, 2012-13   |
| 3.33             | PTR  |
| 3.34             | Secondary School Board (Class X) Examination by district wise & by Social Group in Govt. Schools |
| 3.35             | State Budget Expenditure in Uttarakhand  |
| 3.36             | Plinth Area for Construction of New Schools  |
| 3.37             | State PWD Construction Rate  |
| 3.38             | Unit cost as per revised state PWD Norms   |
| 5.1              | Year wise growth in enrolment in secondary and higher secondary level                            |
| 5.2              | Year wise Enrolment at elementary level  |
| 5.3              | Promotion and Repetition Rate at Secondary Level   |
| 5.4              | Drop Out Rate and Retention Rate at Secondary Level  |
| 5.5              | Projected GER as per past trend secondary level  |
| 5.6              | Target GER   |
| 5.7              | Year wise Additional Enrolment at secondary level  |
| 5.8              | Projected GER as per previous trend higher secondary level                                       |
| 5.9              | Target GER   |
| 5.10             | Year wise Additional Enrolment at higher secondary level   |
| 5.11             | Projected Enrolment by School Management at Secondary level                                      |
| 5.12             | Projected Enrolment by School Management at Higher Secondary level                               |
| 6.1              | No. of Upgraded UPS  |
| 6.2              | Status of District wise and Year wise School Upgraded and Functioning                            |
| 6.3              | Physical infrastructure given to all upgraded school   |
| 6.4              | Unit Cost as per state norms (Hill Area) 2012-13   |
| 6.5              | Unit Cost as per state norms (Plain Area) 2012-13  |
| 6.6              | Unit Cost for New Upgraded High School with One Section 2012-13 (Hill Area)                      |
| 6.7              | Unit Cost for New Upgraded High School with Two Section 2012-13 (Hill Area)                      |
| 6.8              | Unit Cost for New Upgraded High School with One Section 2012-13 (plain Area)                     |
| 6.9              | Unit Cost for New Upgraded High School with Two Section 2012-13 (Plain Area)                     |
| 6.10             | Strengthening of School (2009-10)  |
| 6.11             | Strengthening of School (2010-11)  |
| 6.12             | District wise & Year wise Sanctioned Minor & Major Repair  |
| 6.13             | Additional Grant Released by State Govt. for Civil Work  |
| 6.14             | List of Work Transfer in other school  |
| 6.15             | Cancelled Civil Work (2009-10)   |
| 6.15             | Cancelled Civil Work 2010-11   |
| 6.16             | Cancelled Civil Work 2010-11   |
| 6.18             | Progress of Construction of Upgraded Schools (2009-10)   |
| 6.19             | Progress of Construction of Upgraded Schools (2010-11)   |
| 6.20             | Progress of Construction of Upgraded Schools (2011-12)   |
| 6.21             | Progress of Construction of Strengthening of Schools (2009-10)                                   |
| 6.22             | Progress of Construction of Strengthening of Schools (2010-11)                                   |
| 6.23             | Proposed Upgradation of Schools (2013-14)  |
| 6.24             | Proposed Strengthening of Schools (2013-14)  |
| 6.25             | Proposed Major & Minor Repair (2013-14)  |
| 6.26             | Proposed Manpower at District Level  |
| 6.27             | Proposed Manpower at State Level   |

| <b>Table No.</b> | <b>Table Name</b>  |
|------------------|--|
| 6.28             | Implementation Schedule for the year 2013-14   |
| 6.29             | Comparative Board Results  |
| 6.30             | Achievement of Students based on merit and distinction   |
| 6.31             | Subject wise board results for class X in the year 2012  |
| 6.32             | Teacher Training Progress 2009-10 to 2012-13   |
| 6.33             | Proposal for Teacher Training 2013-14  |
| 6.34             | Training of KRPs, MTs and In Service training 2013-14  |
| 6.35             | Proposal of New Teacher Training 2013-14   |
| 6.36             | Head Master Training Progress 2009-10 to 2011-12   |
| 6.37             | Head Master/Principals In Service Training of Professional Development                         |
| 6.38             | Proposal of Educational Leadership and Management Training of Principal                        |
| 6.39             | Proposals for Training of Laboratory Assistants  |
| 6.40             | Proposals for Training of Office/Library Assistants  |
| 6.41             | The Progress of student excursion of 2012-13   |
| 6.42             | Proposal for the student excursion within the State  |
| 6.43             | Proposal of Study Tour for Teachers outside the State  |
| 6.44             | Proposal for Study Tour for Teachers within the State  |
| 6.45             | Excursion Tour for Student Outside the State   |
| 6.46             | Proposal of Sports Equipments in 2013-14   |
| 6.47             | Progress of Science Fair 2011-12   |
| 6.48             | Proposal of Science Faire 2013-14  |
| 6.49             | Progress Guidance and Counselling 2012-13  |
| 6.50             | Proposal of Guidance and Counselling 2013-14   |
| 6.51             | The cumulative progress of School Grant  |
| 6.52             | Proposal of School Grant 2013-14   |
| 6.53             | Proposal for book fair 2013-14   |
| 6.54             | The training schedule and contain  |
| 6.55             | Progress of Training for Community leaders   |
| 6.56             | Proposal for SMDC Training 2013-14   |
| 6.57             | Progress of Special Coaching   |
| 6.58             | Proposal for Special Teaching for Learning Enhancement   |
| 6.59             | Self defence Training for girls  |
| 6.60             | Proposed Unit Cost will used in following head   |
| 6.61             | Progress of Promotion of Art & Craft 2011-12   |
| 6.62             | Proposal for promotion of Art and Craft 2013-14  |
| 6.63             | Identification of Learning Gaps and Enhancement of Learning Level at secondary stage (ILG&ELL) |
| 6.64             | Proposed Budget Used in following Activities   |
| 6.65             | Room to Read Budget proposed in 2013-14  |
| 6.66             | Educate Girls Globally proposed Budget in 2013-14  |
| 6.67             | Proposal of State Open School  |
| 6.68             | Proposed of State Open School  |
| 7.1              | Activities proposed under MMER in 2013-14  |
| 8.1              | Scheme wise Proposal for 2013-14   |
| 8.2              | District wise Plan Summary AWP&B 2013-14 (RMSA)  |
| 8.3              | District wise Plan Summary AWP&B 2013-14 (IEDSS)   |
| 8.4              | District wise Plan Summary AWP&B 2013-14 (ICT@School)  |
| 8.5              | District wise Plan Summary AWP&B 2013-14 (Girls Hostel)  |
| 8.6              | District wise Plan Summary AWP&B 2013-14 (Vocational Education)                                |
| 8.7              | Activity wise Annual Work Plan & Budget 2013-14 (RMSA)   |
| 8.8              | Activity wise Annual Work Plan & Budget 2013-14 (IEDSS)  |

| <b>Table No.</b>            | <b>Table Name</b>   |
|-----------------------------|---|
| 8.9                         | Activity wise Annual Work Plan & Budget 2013-14 (ICT@School)                                  |
| 8.10                        | Activity wise Annual Work Plan & Budget 2013-14 (Girls Hostel)                                |
| 8.11                        | Activity wise Annual Work Plan & Budget 2013-14 (Vocational Education)                        |
| <b>IEDSS</b>                |   |
| 1                           | Staff Position in Administrative Cell   |
| 2                           | Institutes, Schools and NGOs Working in Uttarakhand   |
| 3                           | Recognized training centre by Rehabilitation council of India, New Delhi in Uttarakhand       |
| 4                           | Members of State Co-ordination Committee SCC/SRG  |
| 5                           | Total funds status released by GOI  |
| 6                           | Approved Activities and Achievement   |
| 7                           | List of 95 Schools where Barrier Toilets and Ramp & Railing Construction                      |
| 8                           | Fund status for 95 Resource Rooms   |
| 9                           | Status of Identification and Enrolment of Disabled Children (Disability Wise)                 |
| 10                          | No. of Disabled Students Social category wise Identified                                      |
| 11                          | District wise assessed Children   |
| <b>ICT@School</b>           |   |
| 1                           | Detail of Induction Training Conducted in year 2012-13  |
| 2                           | School Level wise Detail  |
| 3                           | District wise No. of Schools having ICT@school  |
| 4                           | Fund Position ICT@Schools   |
| 5                           | District wise Proposed No. of Schools under ICT   |
| 6                           | Budgetary Proposal  |
| <b>Girls Hostel</b>         |   |
| 1                           | EBBs according to 1991 & according to 2001 census   |
| 2                           | Kasturba Gandhi Balika Vidyalay (2012-13)   |
| 3                           | Sanction and Released Non-Recurring Grant for Girls Hostel, Uttarakhand (2012-13)             |
| 4                           | Uttarakhand Recurring Expenditure on Girls Hostel in year 2012-13 (Borne By State Government) |
| 5                           | Status of Girls Hostel  |
| 6                           | Budgetary Proposal  |
| <b>Vocational Education</b> |   |
| 1                           | Detail of Proposed New Vocational Schools   |
| 2                           | Non-Recurring expenditure   |
| 3                           | Recurring Expenditure   |
| 4                           | Budgetary Proposal  |



## **LIST OF ABBREVEATIONS**

|      |  |
|------|--|
| AAGR | Annual Average Growth Rate                   |
| ACR  | Additional Class Rooms                       |
| ADEO | Additional District Education Officer        |
| AEP  | Adolescent Education Programme               |
| AIE  | Alternative schooling                        |
| AGR  | Annual Growth Rate                           |
| AWPB | Annual Work Plan and Budget                  |
| BPT  | Block Project Team                           |
| BRC  | Block Resource Centre                        |
| BEO  | Block Education Officer                      |
| BSEP | Block Secondary Education Plan               |
| CABE | Central Advisory Board of Education          |
| CBRI | Central Building of Regional Institute       |
| CBSE | Central Board of Secondary Education         |
| CCE  | Continuous and Comprehensive Evaluation      |
| CRC  | Cluster Resource Centre                      |
| CTE  | College of Teachers Education                |
| CWSN | Children with Special Needs                  |
| DCF  | Data Capture Format                          |
| DEO  | District Education Officer                   |
| DIET | District Institute of Education and Training |
| DISE | District Information system of Education     |
| DPO  | District Project Office/Officer              |
| DPT  | District Project Team                        |
| DRC  | District Resource Centre                     |
| DRG  | District Resource Group                      |
| DSEP | District Secondary Education Plan            |
| EBB  | Educationally Backward Block                 |
| EBM  | Educationally Backward Minorities            |

|       |   |
|-------|---|
| EC    | Executive Committee                                   |
| EGS   | Education Guarantee Scheme                            |
| FC    | Finance Controller/Finance Committee                  |
| GAR   | Gross Access Ratio                                    |
| G&C   | Guidance and Counselling                              |
| GER   | Gross Enrolment Ratio                                 |
| GIC   | Government Inter College                              |
| GGIC  | Government Girls Inter College                        |
| GHSS  | Government High Schools                               |
| GIS   | Geophysical Information System                        |
| GO    | Government Organisation                               |
| GOI   | Government of India                                   |
| GSDP  | Gross Domestic Product                                |
| IASE  | Institute for Advanced Studies in Education           |
| ICT   | Information and Communication Technology              |
| IEP   | Individualized Education Plan                         |
| IEDC  | Integrated Education for Disabled Children            |
| INSET | IN-service Educational Training for Teachers          |
| KGBV  | Kasturba Gandhi Balika Vidyalaya                      |
| LB    | Local Body  |
| LRC   | Learning Resource Centre                              |
| MHRD  | Ministry of Human Resource Development                |
| MTA   | Mid Term Appraisal                                    |
| NCERT | National Council of Educational Research and Training |
| NCF   | National Curriculum Framework                         |
| NCTE  | National Council of Teachers Education                |
| NER   | Net Enrolment Ratio                                   |
| NGO   | Non Government Organization                           |
| NIOS  | National Institute of Open School                     |
| NIVH  | National Institute for Visually Handicapped           |
| NIOH  | National Institute for Orthopedically Handicapped     |

|        |  |
|--------|--|
| NIMH   | National Institute for Mentally Handicapped                    |
| NIHH   | National Institute for Hearing Handicapped                     |
| NMMSE  | National Means cum Merit Scholarship Examination               |
| NPE    | National Policy on Education                                   |
| NRBC   | Non Residential Bridge Course                                  |
| NTSE   | National Talent Search Examination                             |
| NUPEA  | National University of Planning and Educational Administration |
| MT     | Master Trainers  |
| OBC    | Other Backward Classes   |
| PCE    | Per Capita Expenditure   |
| PPP    | Public private Partnership                                     |
| PR     | Promotion Rate   |
| PRI    | Panchayati Raj Institutions                                    |
| PS     | Primary School   |
| PTA    | Parent Teacher Ratio   |
| PTR    | Pupil Teacher Ratio  |
| RIE    | Regional Institute of Education                                |
| RMSA   | Rashtriya Madhyamik Shiksha Abhiyan                            |
| RGI    | Registrar General of India                                     |
| RBC    | Residential Bridge Course                                      |
| RGNV   | Rajeev Gandhi Navodaya Vidyalaya                               |
| SC     | Schedule Caste   |
| SE     | School Education/Secondary Education                           |
| SSE    | Senior Secondary Education                                     |
| SES    | Selected Education Statistics/Socio Economic Status            |
| SPT    | State Project Team   |
| ST     | Schedule Tribe   |
| SCERT  | State Council of Educational Research and Training             |
| SEMIS  | Secondary Education Management Information System              |
| SIEMAT | State Institute for Management, Administration and Training    |
| SIP    | School Improvement Plan  |

|         |   |
|---------|---|
| SPD     | State Project Director  |
| SPO     | State Project Office  |
| SEITA   | State Education Information and technology Academy                        |
| SMC     | School Management Committee   |
| SMDC    | School Management Development Committee                                   |
| SRG     | State Resource Group  |
| SSA     | Sarva Shiksha Abhiyan   |
| SSEP    | State Secondary Education Plan  |
| SUCCESS | Scheme of Universalization of Secondary and Higher<br>Secondary Education |
| TE      | Total Expenditure   |
| TLM     | Teaching Learning Material  |
| TLE     | Teaching Learning Equipment   |
| TLA     | Teaching Learning Aid   |
| TR      | Transition rate   |
| UPS     | Upper Primary School  |
| USE     | Universalization of Secondary Education                                   |
| USKLMSP | Uttarakhand Sabhi Key Liye Madhyamik Shiksha<br>Parishad                  |
| VEC     | Village Education Committee   |

# Chapter I

## Introduction

---

### 1.1 Introduction

Education is an indicator of sustain growth and development of a nation. It has important role to play in the full development of one's personality. According to Census 2011, the total literacy rate in India is 74.04% the female literacy rate is 65.46%. The gap between rural and urban literacy rate is also very significant in India. This is evident from the fact that only 59.18% of the rural population are literate against 75.69% urban population. The Government of India has put forward initiatives for achieving the goal of cent percent literacy by launching various schemes and by making constitutional amendments. The Government of India has also introduced Right to Education Bill 2005 for the protection of rights and better educational access to all children.

The elementary education in India is the foundation on which development of every citizen and nation as a whole hinges. The 86<sup>th</sup> constitutional amendment has made elementary education of fundamental rights to the children between the age group of 6-14. Since, universalization of elementary education has become a constitutional mandate it is absolutely essential to push this vision forward to move towards universalization of secondary education which has already being achieved in large number of develop countries and several developing countries, in India education beyond elementary level is lagging behind. Therefore, education beyond elementary is instrumental.

Secondary education is a crucial stage in the education hierarchy as its prepare the students for higher education and also for the world of work. It is absolutely essential to strengthen this stage by providing greater access and also by improving quality in a significant way.

The Government of India while taking note of the development in economy and educational scenario all over the world and in its own country has proposed for expansion and strengthening of the secondary and higher secondary education. It has launched Rashtriya Madhyamik Shiksha Abhiyan in 2007 for promoting universalization of secondary education. The normal age group of the children in secondary classes is 14-16 whereas it is 16-18 for higher secondary classes. The population of the age group 14-18 was 8.55 crore in 2001 as per census data. The estimated population of age group as on 1.3.2005 was 9.48 crore which is likely to increase 9.69 crore as on 1.3.2007 i.e. at the beginning of 11<sup>th</sup> Five Year Plan. This likely to established at around 9.70 crore for 2011. On viewing this established

population of this age group it is necessary and desirable that access to secondary education should be universalized leading to enhanced participation and quality improvement. Moreover beside the general education upto secondary level opportunity for improvement of vocational knowledge and skill should be provided at the higher secondary level to enable students to be employable.

### **Background of Uttarakhand**

The State of Uttarakhand came to existence on November 09, 2000. The state was previously known as “Uttaranchal” but was renamed “Uttarakhand” on January 01, 2007. It is bound by Uttar Pradesh on the south, Nepal on the east, Himanchal Pradesh on the west and China on north-east. Geographical area of the state is 53483sq. km. forming 1.69% of area of the country as a whole.

Geographically, Uttarakhand is situated in the central Himalayan zone. It extends between 77° 34’ to 81° 02’ E longitude and 28° 43’ to 31° 27’ N latitude. The topography of Uttarakhand is characterized by hilly terrain, rugged and rocky mountains, deep valleys, high peaks, sharp streams and rivulets, rapid soil erosion, frequent landslides and widely scattered habitations. The natural vegetation is mixed broad-leaved forest with oak and pine predominating. Climate varies from subtropical in the valleys to temperate on the higher slopes with a summer monsoon. The temperature range from 16°C to 40°C but drops below freezing point in many parts of high mountain areas of the region during winter.

Administratively, the state has following constitution:

**Table 1.1**  
**Administrative Units of the State**

|  |   |
|--|---|
| <ul style="list-style-type: none"> <li>▪ 02 Administrative divisions</li> <li>▪ 13 Districts</li> <li>▪ 78 Tehsils</li> <li>▪ 95 Development Blocks</li> <li>▪ 41 Cities</li> <li>▪ 116 Towns</li> </ul> | <ul style="list-style-type: none"> <li>▪ 670 Nyaya panchayats</li> <li>▪ 7590 Gram panchayats*</li> <li>▪ 16826 revenue villages</li> <li>▪ 15761 inhabited villages and</li> <li>▪ 1065 unhabitated villages.</li> </ul> |
|--|---|

*Source: Department of Panchayat, Government of Uttarakhand and district annual work plan*

The Population of the state is 1,01,16,752 according to census of 2011 and an average density of 189 person/sq.km. in year 2011. The overall sex ratio in Uttarakhand is 963 female per 1000 male. The highest sex ratio is in District Almora i.e. 1142 and lowest is in Haridwar i.e. 879. Population density in the 13 districts of the State varies from a high of 817 per sq. km. in Haridwar to a low of 41 per sq. km. in Uttarkashi. Different districts also recorded diverse

population growth rates during the decade 2001-2011, from a strong 33.40% in Udham Singh Nagar to practical stagnation at -1.73% in Almora. As per census 2001 the SC comprises of 18.01% and ST of 2.09% in the whole population. The main tribes of Uttarakhand are Bhotia, Jaunsari, Bouksa and Tharu. They are mainly reside in Pithoragarh, Dehradun, Nainital and Udham Singh nager.

**Table 1.2**  
**Population figures at a glance**

| S.No | Description               | 2001                          | 2011          |
|------|---------------------------|-------------------------------|---------------|
| 1    | Population                | Male                          | 43.26 Lakhs   |
|      |                           | Female                        | 41.63 Lakhs   |
|      |                           | Total                         | 84.89 Lakhs   |
| 2    | Population Density        | 159 Per sq.km                 | 189 Per sq.km |
| 3    | Sex Ratio                 | 964                           | 963           |
| 4    | Decadal Population Growth | 16.27 Lakhs (absolute)/19.17% |               |

**Source: Census 2011.**

**Table 1.3**  
**DISTRICT-WISE POPULATION AS PER CENSUS 2001**

| Sl. No. | District    | Area  | Population according to Census 2001 |         |           |                  |         |         |                  |        |        |
|---------|-------------|-------|-------------------------------------|---------|-----------|------------------|---------|---------|------------------|--------|--------|
|         |             |       | All Communities                     |         |           | Scheduled Castes |         |         | Scheduled Tribes |        |        |
|         |             |       | Male                                | Female  | Total     | Male             | Female  | Total   | Male             | Female | Total  |
| 1       | 2           | 3     | 4                                   | 5       | 6         | 7                | 8       | 9       | 10               | 11     | 12     |
| 1       | Almora      | Rural | 263,128                             | 312,934 | 576,062   | 63,190           | 68,940  | 132,130 | 255              | 233    | 488    |
|         |             | Urban | 30,720                              | 23,785  | 54,505    | 4,354            | 3,946   | 8,300   | 206              | 184    | 390    |
|         |             | Total | 293,848                             | 336,719 | 630,567   | 67,544           | 72,886  | 140,430 | 461              | 417    | 878    |
| 2       | Bageshwar   | Rural | 114,199                             | 127,460 | 241,659   | 30,984           | 31,941  | 62,925  | 746              | 873    | 1,619  |
|         |             | Urban | 4,311                               | 3,492   | 7,803     | 825              | 774     | 1,599   | 153              | 171    | 324    |
|         |             | Total | 118,510                             | 130,952 | 249,462   | 31,809           | 32,715  | 64,524  | 899              | 1,044  | 1,943  |
| 3       | Chamoli     | Rural | 154,197                             | 165,459 | 319,656   | 29,338           | 29,677  | 59,015  | 3,688            | 4,042  | 7,730  |
|         |             | Urban | 29,548                              | 21,155  | 50,703    | 4,653            | 3,871   | 8,524   | 1,395            | 1,359  | 2,754  |
|         |             | Total | 183,745                             | 186,614 | 370,359   | 33,991           | 33,548  | 67,539  | 5,083            | 5,401  | 10,484 |
| 4       | Champawat   | Rural | 92,816                              | 97,948  | 190,764   | 16,882           | 16,687  | 33,569  | 296              | 277    | 573    |
|         |             | Urban | 18,268                              | 15,510  | 33,778    | 2,409            | 2,120   | 4,529   | 89               | 78     | 167    |
|         |             | Total | 111,084                             | 113,458 | 224,542   | 19,291           | 18,807  | 38,098  | 385              | 355    | 740    |
| 5       | Dehradun    | Rural | 315,305                             | 288,096 | 603,401   | 48,843           | 43,190  | 92,033  | 49,435           | 45,475 | 94,910 |
|         |             | Urban | 364,278                             | 314,464 | 678,742   | 43,082           | 38,333  | 81,415  | 2,487            | 1,932  | 4,419  |
|         |             | Total | 679,583                             | 602,560 | 1,282,143 | 91,925           | 81,523  | 173,448 | 51,922           | 47,407 | 99,329 |
| 6       | Garhwal     | Rural | 281,706                             | 325,497 | 607,203   | 47,201           | 49,516  | 96,717  | 744              | 604    | 1,348  |
|         |             | Urban | 49,355                              | 40,520  | 89,875    | 5,327            | 4,609   | 9,936   | 144              | 102    | 246    |
|         |             | Total | 331,061                             | 366,017 | 697,078   | 52,528           | 54,125  | 106,653 | 888              | 706    | 1,594  |
| 7       | Hardwar     | Rural | 534,038                             | 466,874 | 1,000,912 | 139,337          | 121,125 | 260,462 | 1,628            | 1,330  | 2,958  |
|         |             | Urban | 241,983                             | 204,292 | 446,275   | 28,365           | 25,149  | 53,514  | 100              | 81     | 181    |
|         |             | Total | 776,021                             | 671,166 | 1,447,187 | 167,702          | 146,274 | 313,976 | 1,728            | 1,411  | 3,139  |
| 8       | Nainital    | Rural | 256,956                             | 236,903 | 493,859   | 61,064           | 54,867  | 115,931 | 2,054            | 1,908  | 3,962  |
|         |             | Urban | 143,298                             | 125,752 | 269,050   | 16,874           | 15,379  | 32,253  | 514              | 485    | 999    |
|         |             | Total | 400,254                             | 362,655 | 762,909   | 77,938           | 70,246  | 148,184 | 2,568            | 2,393  | 4,961  |
| 9       | Pithoragarh | Rural | 194,810                             | 207,646 | 402,456   | 49,118           | 48,949  | 98,067  | 7,341            | 7,593  | 14,934 |
|         |             | Urban | 32,805                              | 27,028  | 59,833    | 4,383            | 3,999   | 8,382   | 2,081            | 2,264  | 4,345  |
|         |             | Total | 227,615                             | 234,674 | 462,289   | 53,501           | 52,948  | 106,449 | 9,422            | 9,857  | 19,279 |
| 10      | Rudraprayag | Rural | 105,643                             | 119,064 | 224,707   | 19,778           | 20,237  | 40,015  | 87               | 70     | 157    |
|         |             | Urban | 1,892                               | 840     | 2,732     | 189              | 107     | 296     | 19               | 10     | 29     |
|         |             | Total | 107,535                             | 119,904 | 227,439   | 19,967           | 20,344  | 40,311  | 106              | 80     | 186    |

|                    |                   |              |                  |                  |                  |                |                |                  |                |                |                |
|--------------------|-------------------|--------------|------------------|------------------|------------------|----------------|----------------|------------------|----------------|----------------|----------------|
| 11                 | Tehri Garhwal     | Rural        | 258,401          | 286,500          | 544,901          | 40,698         | 41,346         | 82,044           | 169            | 104            | 273            |
|                    |                   | Urban        | 36,767           | 23,079           | 59,846           | 2,970          | 2,311          | 5,281            | 348            | 70             | 418            |
|                    |                   | Total        | 295,168          | 309,579          | 604,747          | 43,668         | 43,657         | 87,325           | 517            | 174            | 691            |
| 12                 | Udham Singh Nagar | Rural        | 434,654          | 397,946          | 832,600          | 63,118         | 55,948         | 119,066          | 55,081         | 53,727         | 108,808        |
|                    |                   | Urban        | 214,830          | 188,184          | 403,014          | 23,499         | 20,217         | 43,716           | 860            | 552            | 1,412          |
|                    |                   | Total        | 649,484          | 586,130          | 1,235,614        | 86,617         | 76,165         | 162,782          | 55,941         | 54,279         | 110,220        |
| 13                 | Uttarkashi        | Rural        | 138,737          | 133,358          | 272,095          | 32,536         | 31,612         | 64,148           | 1,284          | 1,165          | 2,449          |
|                    |                   | Urban        | 13,279           | 9,639            | 22,918           | 1,755          | 1,564          | 3,319            | 130            | 106            | 236            |
|                    |                   | Total        | 152,016          | 142,997          | 295,013          | 34,291         | 33,176         | 67,467           | 1,414          | 1,271          | 2,685          |
| <b>UTTARAKHAND</b> |                   | <b>Rural</b> | <b>3,144,590</b> | <b>3,165,685</b> | <b>6,310,275</b> | <b>642,087</b> | <b>614,035</b> | <b>1,256,122</b> | <b>122,808</b> | <b>117,401</b> | <b>240,209</b> |
|                    |                   | <b>Urban</b> | <b>1,181,334</b> | <b>997,740</b>   | <b>2,179,074</b> | <b>138,685</b> | <b>122,379</b> | <b>261,064</b>   | <b>8,526</b>   | <b>7,394</b>   | <b>15,920</b>  |
|                    |                   | <b>Total</b> | <b>4,325,924</b> | <b>4,163,425</b> | <b>8,489,349</b> | <b>780,772</b> | <b>736,414</b> | <b>1,517,186</b> | <b>131,334</b> | <b>124,795</b> | <b>256,129</b> |

Source: Census 2001

**Table 1.4**  
**DISTRICT-WISE POPULATION AS PER CENSUS 2011**

| S. No.             | District          | Total           | Male           | Female         | Population change in Decade (%) | Sex Ratio  |
|--------------------|-------------------|-----------------|----------------|----------------|---------------------------------|------------|
| 1                  | Uttarkashi        | 329686          | 168335         | 161351         | 11.75                           | 959        |
| 2                  | Chamoli           | 391114          | 193572         | 197542         | 5.60                            | 1021       |
| 3                  | Rudraprayag       | 236857          | 111747         | 125110         | 4.14                            | 1120       |
| 4                  | Tehri Garhwal     | 616409          | 296604         | 319805         | 1.93                            | 1078       |
| 5                  | Dehradun          | 1698560         | 893222         | 805338         | 32.48                           | 902        |
| 6                  | Pauri Garhwal     | 686527          | 326406         | 360121         | -1.51                           | 1103       |
| 7                  | Pithoragarh       | 485993          | 240427         | 245566         | 5.13                            | 1021       |
| 8                  | Bageshwar         | 259840          | 124121         | 135719         | 5.13                            | 1093       |
| 9                  | Almora            | 621927          | 290414         | 331513         | -1.73                           | 1142       |
| 10                 | Champawat         | 259315          | 130881         | 128434         | 15.49                           | 981        |
| 11                 | Nainital          | 955128          | 494115         | 461013         | 25.20                           | 933        |
| 12                 | Udham Singh Nagar | 1648367         | 858906         | 789461         | 33.40                           | 919        |
| 13                 | Haridwar          | 1927029         | 1025428        | 901601         | 33.16                           | 879        |
| <b>Uttarakhand</b> |                   | <b>10116752</b> | <b>5154178</b> | <b>4962574</b> | <b>19.17</b>                    | <b>963</b> |

Source: Census 2011

**Table 1.5**  
**DISTRICT-WISE POPULATION AS PER CENSUS 2001**

| S N          | District      | Total Population | Decadal G. Rate | SC             |              | ST            |             | Sex Ratio  |
|--------------|---------------|------------------|-----------------|----------------|--------------|---------------|-------------|------------|
|              |               |                  |                 | Popu.          | %            | Popu.         | %           |            |
| 1            | Almora        | 630567           | 3.14            | 140430         | 22.27        | 878           | 0.14        | 1146       |
| 2            | Bageswar      | 249462           | 17.56           | 64524          | 25.87        | 1943          | 0.78        | 1105       |
| 3            | Chamoli       | 370359           | 13.51           | 67539          | 18.24        | 10484         | 2.83        | 1016       |
| 4            | Champawat     | 224542           | 9.21            | 38098          | 16.97        | 740           | 0.33        | 1021       |
| 5            | Dehradun      | 1282143          | 24.71           | 173448         | 13.53        | 99329         | 7.75        | 887        |
| 6            | Haridwar      | 1447187          | 26.30           | 313976         | 21.70        | 3139          | 0.22        | 865        |
| 7            | Nainital      | 762909           | 32.88           | 148184         | 19.42        | 4961          | 0.65        | 906        |
| 8            | Pauri Garhwal | 697078           | 3.87            | 106653         | 15.30        | 1594          | 0.23        | 1106       |
| 9            | Pithauragarh  | 462289           | 10.92           | 106449         | 23.03        | 19279         | 4.17        | 1031       |
| 10           | Rudrprayag    | 227439           | 13.44           | 40311          | 17.72        | 186           | 0.08        | 1115       |
| 11           | Tehri Garhwal | 604747           | 16.15           | 87325          | 14.44        | 691           | 0.11        | 1049       |
| 12           | US Nagar      | 1235614          | 27.79           | 162782         | 13.17        | 110220        | 8.92        | 902        |
| 13           | Uttarkashi    | 295013           | 22.72           | 67467          | 22.87        | 2685          | 0.91        | 941        |
| <b>STATE</b> |               | <b>8489349</b>   | <b>19.20</b>    | <b>1517186</b> | <b>18.81</b> | <b>256129</b> | <b>2.09</b> | <b>964</b> |

Source: Census 2001



**Table 1.6**  
**Literacy Status in 2001**

| <b>Table 1.5 : Literacy Status in Uttarakhand</b> |              |                    |
|---|--------------|--------------------|
| <b>Categories</b>                                 | <b>India</b> | <b>Uttarakhand</b> |
| Person - All                                      | 64.80%       | 72.28%             |
| Male  | 75.85%       | 84.01%             |
| Female  | 54.16%       | 60.26%             |
| Urban Area  | 80.30%       | -                  |
| Rural Area  | 59.40%       | -                  |
| SC - All  | 54.69%       | 63.40%             |
| SC Male   | 66.64%       | 77.30%             |
| SC Female   | 41.90%       | 48.70%             |
| ST - All  | 47.10%       | 63.20%             |
| ST Male   | 59.17%       | 76.40%             |
| ST Female   | 34.76%       | 49.40%             |
| <b>Source:</b> census 2001                        |              |                    |

**Table 1.7**  
**Districtwise Literacy Status in 2011**

| <b>S.No.</b>       | <b>District</b>   | <b>Total</b> | <b>Male</b>  | <b>Female</b> |
|--------------------|-------------------|--------------|--------------|---------------|
| 1                  | Uttarkashi        | 75.98        | 89.26        | 62.23         |
| 2                  | Chamoli           | 83.48        | 94.18        | 73.20         |
| 3                  | Rudraprayag       | 82.09        | 94.97        | 70.94         |
| 4                  | Tehri Garhwal     | 75.10        | 89.91        | 61.77         |
| 5                  | Dehradun          | 85.24        | 90.32        | 79.61         |
| 6                  | Pauri Garhwal     | 82.59        | 93.18        | 73.26         |
| 7                  | Pithoragarh       | 82.93        | 93.45        | 72.97         |
| 8                  | Bageshwar         | 80.69        | 93.20        | 69.59         |
| 9                  | Almora            | 81.06        | 93.57        | 70.44         |
| 10                 | Champawat         | 80.73        | 92.65        | 68.81         |
| 11                 | Nainital          | 84.85        | 91.09        | 78.21         |
| 12                 | Udham Singh Nagar | 74.44        | 82.40        | 65.73         |
| 13                 | Haridwar          | 74.62        | 82.26        | 65.96         |
| <b>Uttarakhand</b> |                   | <b>79.63</b> | <b>88.33</b> | <b>70.70</b>  |

*Source: Census 2011*

Land utilization data show that forest covered area in the State is very extensive. It is the largest land utilization covering almost 63% of the area of the State. The next important category is net shown area, which covers about 14% of the State's area. In individual district forest area varies from a low of 23% (Haridwar) to a high of 89% (Uttarkashi), while net shown area varies from a low of 4 to 5 per cent of the total area (Uttarkashi and Chamoli) to 63 per cent (Hardwar).

Since inception, the area covered by the new State has seen a great change. The Terai and Bhabar areas of Kumaon stand transformed from malaria-infested and swampy wildernesses into modern advanced agricultural and trading regions. With the spread of

the road network, most, but not all, of the interior areas are now linked to the main arteries of flow of trade and traffic, which is placed at the top of the present volume. As a result, their social and economic life stands transformed. However, access to the railway network is very limited, as only 24 block headquarters out of 95 in the State are within a distance of 0-49 km of a railhead. Awareness and literacy levels are uniformly high across the districts.

**Map showing rail connectivity in 13 districts.**



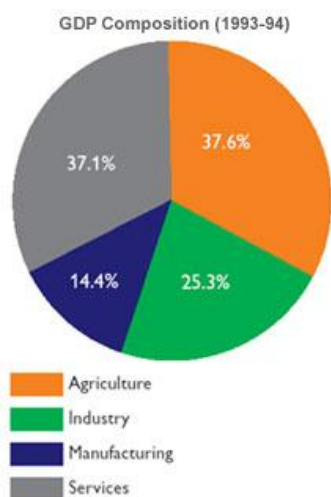
## 1.2 Economic Condition

Uttarakhand is pre-dominantly rural with population usually concentrated in the valleys and mountain slopes, with a typical village/habitation consisting of 30-40 families who share common resources. In the rural areas, the socio-economic condition is primarily based on horticulture, sheep rearing and tourism. Agriculture has been adopted as means of livelihood. Paddy is the major crops in irrigated areas and white Maize is grown in higher un-irrigated slopes. Other locally grown cereals and millets are *Bhatt*, *Gahat* and *Mandua*. Villages are heavily dependent on the surrounding forests for compost and water. Individual landholdings are small and scattered. Animal draught power is utilized to plough the land wherever possible. Other alternative is human labour which is used for the purpose; mechanized farming is out of question in hill regions.

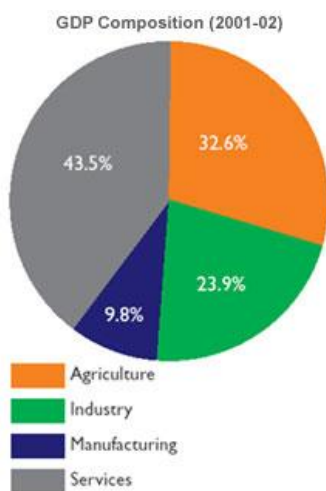
Inadequate production in the agricultural fields, increase in population, increasing demand on natural resources and lack of alternative employment opportunities within Uttarakhand together are responsible for out-migration of the men-folk from the villages to cities within State and outside. In the absence of men, customarily entire burden of managing household comes on women.

## State Economic Profile: Tapping the Vast Potential

Uttarakhand with its vast natural resource base, large forest cover and enormous power potential holds the potential of being one of the most prosperous states in the country. The state domestic product during 2001-02 was around USD 1647 millions with a per annum growth rate of 4.4 per cent during 1993-94 to 2001-02.



**Source:** CSO



**Source:** *Economic Survey 2003-04*

## Infrastructure

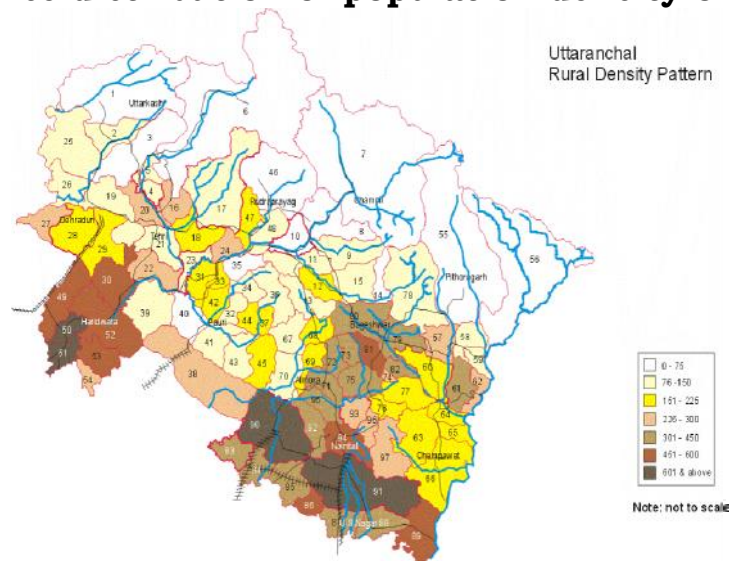
Infrastructure in terms of power and road connectivity, health and drinking water facility is developing in fast pace since the formation of State. 94% of State has drinking water facility. Villages are being connected with the help of massive rural roads programme and other schemes, while power situation is being addressed through combination of power solutions. However since these tasks are time consuming and become so more in the hills, infrastructural blocks still is an issue. Providing facilities in far-flung areas is still a challenging job. As a result clogged urban areas and sparsely

populated rural hill areas pose good amount of challenge when it comes to project/programme management.

### 1.3 Population distribution

Distribution of rural population in Uttarakhand is rather uneven. This is vividly brought out in the Map, which depicts the rural density pattern. The highest density of rural population is concentrated in the southern half of the State, encompassing the districts of Dehradun (Doon valley), Haridwar, Udham Singh Nagar and parts of Nainital, where the population density is 451 persons per sq. km. and more. The reason for high population density in these districts is quite obviously their location in the fertile plains areas of the Upper Doab, Terai-Bhabar, and the Doon Valley. In the inner Himalayas, there are many Blocks of average population density (between 151 and 300 persons per sq. km.) in Nainital, Almora, Pithoragarh, Champawat and Bageshwar districts and a few isolated pockets in Pauri Garhwal, Tehri Garhwal, Chamoli and Rudraprayag districts located in the Lesser Himalayas. Many of these places are situated in fertile mountain valleys, of which the larger number is in Kumaon region than in Garhwal. In the rest of the State, population density is low (less than 150 persons per sq. km.).

#### District wise distribution of population density of the State



For understandable reasons, population is especially sparsely distributed in the Greater Himalayas spanning Uttarkashi, Rudraprayag, Chamoli and Pithoragarh districts, large parts of which are snow-bound, barren and inhospitable. When the population density map is read in conjunction with the map giving the location of Municipality and Block headquarters an interesting pattern emerges. Most of the towns housing municipalities are located either in the densely populated areas of the State located in the Upper Doab, Terai-Bhabar, and Doon Valley regions, or along major rivers, especially in

Garhwal. The latter also happens to be important tourist centres, and halting places along the pilgrimage route to the Himalayan shrines. As a result, large parts of the State lying in the Lesser Himalayas are not served by municipalities, and the only form of development centres that they have are the Kshetra Panchayat (Development Block) headquarters. Of the 95 Kshetra Panchayats in Uttarakhand, the headquarters of only 29 have a municipal body. The KP headquarters, on the other hand, are fairly evenly spread out over the populated parts of the State. Rural density pattern is shown in the map. The importance of the geographical factors in Uttarakhand may be interpreted with the help of the relative distribution of the urban and rural population as well as Municipalities and Panchayats across the districts given in table below.

**Table 1.8 District Wise Distribution of Sub District Units**

| District      | % Rural population (2001 census) | No. of Kshetra Panchayats |                             | % Urban Population (2001 census) | No. of Municipalities |                             |
|---------------|----------------------------------|---------------------------|-----------------------------|----------------------------------|-----------------------|-----------------------------|
|               |                                  | Total                     | Within 0-49 Km of Rail head |                                  | Total                 | Within 0-49 Km of Rail head |
| Uttarkashi    | 92.21                            | 6                         | None                        | 7.79                             | 3                     | None                        |
| Chamoli       | 86.57                            | 9                         | None                        | 13.43                            | 6                     | None                        |
| Rudraprayag   | 98.80                            | 3                         | None                        | 1.2                              | 2                     | None                        |
| Tehri         | 90.33                            | 9                         | 1                           | 9.67                             | 6                     | 2                           |
| Dehradun      | 47.06                            | 6                         | 4                           | 52.94                            | 6                     | 6                           |
| Pauri Garhwal | 87.05                            | 15                        | 3                           | 12.95                            | 4                     | 2                           |
| Pithoragarh   | 87.86                            | 8                         | None                        | 12.14                            | 3                     | 1                           |
| Champawat     | 85.42                            | 4                         | None                        | 14.58                            | 3                     | None                        |
| Almora        | 91.44                            | 11                        | None                        | 8.56                             | 2                     | None                        |
| Bageshwar     | 96.87                            | 3                         | None                        | 3.13                             | 1                     | None                        |
| Nainital      | 64.64                            | 8                         | 6                           | 35.36                            | 7                     | 7                           |
| U.S.Nagar     | 67.35                            | 7                         | 7                           | 32.65                            | 14                    | 14                          |
| Haridwar      | 69.14                            | 6                         | 6                           | 30.86                            | 6                     | 6                           |
| <b>Total</b>  | <b>74.41</b>                     | <b>95</b>                 | <b>27</b>                   | <b>25.59</b>                     | <b>63</b>             | <b>38</b>                   |

It is important to recognize and take into account the demographic, natural and geographic features which characterize the State since they practically dominate the influence daily life, economy, culture and tradition of the people, and provide a clue to the underlying reality of the wide range and variety of settlement patterns, and greatly influence the nature of and prospects for social and economic development.

### **Literacy Status:**

In terms of literacy levels Uttarakhand has 14th position in the country. With the help of various government interventions there has been significant progress in the field of education in the State. Literacy percentage of the state is 79.63 against all India average of

74.04. Census data of 2011 shows that the gender gap is still an issue to be addressed in Uttarakhand with male and female literacy rates being 88.33 and 70.70 percent respectively.

**Table 1.9 Castwise Literacy Rate (2001)**

| S. No        | District    | Literacy Rate   |              |              |              |              |              |              |              |              | Rural Female Literacy Rate |
|--------------|-------------|-----------------|--------------|--------------|--------------|--------------|--------------|--------------|--------------|--------------|----------------------------|
|              |             | All Communities |              |              | SC           |              |              | ST           |              |              |                            |
|              |             | Male            | Female       | Total        | Male         | Female       | Total        | Male         | Female       | Total        |                            |
| 1            | 2           | 3               | 4            | 5            | 6            | 7            | 8            | 9            | 10           | 11           | 15                         |
| 1            | Almora      | 90.15           | 61.43        | 75.79        | 78.32        | 48.69        | 63.51        | 82.71        | 61.94        | 72.33        | 61.96                      |
| 2            | Bageshwar   | 88.56           | 57.45        | 73.01        | 81.53        | 48.78        | 64.76        | 92.01        | 70.32        | 80.31        | 57.00                      |
| 3            | Chamoli     | 89.66           | 61.63        | 75.65        | 84.35        | 52.95        | 68.72        | 92.43        | 67.22        | 79.29        | 59.11                      |
| 4            | Champawat   | 87.49           | 51.22        | 69.36        | 80.56        | 44.34        | 62.57        | 76.27        | 50.57        | 64.59        | 51.22                      |
| 5            | Dehradun    | 76.50           | 61.02        | 68.76        | 75.13        | 55.67        | 66.06        | 69.91        | 42.79        | 57.04        | 60.55                      |
| 6            | Haridwar    | 73.83           | 52.10        | 62.97        | 70.69        | 41.87        | 57.25        | 59.22        | 29.71        | 46.33        | 42.76                      |
| 7            | Nainital    | 72.74           | 59.17        | 65.96        | 73.49        | 59.17        | 66.33        | 80.23        | 76.22        | 78.23        | 55.35                      |
| 8            | Pauri       | 90.91           | 65.70        | 78.31        | 64.51        | 42.19        | 53.35        | 96.00        | 64.70        | 80.35        | 57.32                      |
| 9            | Pithoragarh | 90.57           | 63.14        | 76.86        | 73.20        | 43.56        | 58.38        | 74.71        | 47.59        | 61.15        | 63.14                      |
| 10           | Rudraprayag | 90.73           | 59.98        | 75.36        | 60.70        | 35.12        | 47.91        | 91.60        | 78.30        | 84.95        | 59.42                      |
| 11           | Tehri       | 76.85           | 44.98        | 60.92        | 50.58        | 30.89        | 40.74        | 81.63        | 68.57        | 75.10        | 51.59                      |
| 12           | U.S. Nagar  | 75.22           | 53.35        | 64.29        | 68.53        | 40.72        | 55.62        | 78.52        | 48.97        | 63.95        | 62.20                      |
| 13           | Uttarkashi  | 83.60           | 46.69        | 65.15        | 36.35        | 25.26        | 30.81        | 65.70        | 55.04        | 60.37        | 43.49                      |
| <b>Total</b> |             | <b>84.01</b>    | <b>60.26</b> | <b>72.28</b> | <b>77.30</b> | <b>48.70</b> | <b>63.40</b> | <b>76.40</b> | <b>49.40</b> | <b>63.20</b> | <b>55.78</b>               |

Source : Census 2001

**Table 1.10 Literacy Rate (2011)**

| S.No.              | District          | Total        | Male         | Female       |
|--------------------|-------------------|--------------|--------------|--------------|
| 1                  | Uttarkashi        | 75.98        | 89.26        | 62.23        |
| 2                  | Chamoli           | 83.48        | 94.18        | 73.20        |
| 3                  | Rudraprayag       | 82.09        | 94.97        | 70.94        |
| 4                  | Tehri Garhwal     | 75.10        | 89.91        | 61.77        |
| 5                  | Dehradun          | 85.24        | 90.32        | 79.61        |
| 6                  | Pauri Garhwal     | 82.59        | 93.18        | 73.26        |
| 7                  | Pithoragarh       | 82.93        | 93.45        | 72.97        |
| 8                  | Bageshwar         | 80.69        | 93.20        | 69.59        |
| 9                  | Almora            | 81.06        | 93.57        | 70.44        |
| 10                 | Champawat         | 80.73        | 92.65        | 68.81        |
| 11                 | Nainital          | 84.85        | 91.09        | 78.21        |
| 12                 | Udham Singh Nagar | 74.44        | 82.40        | 65.73        |
| 13                 | Haridwar          | 74.62        | 82.26        | 65.96        |
| <b>Uttarakhand</b> |                   | <b>79.63</b> | <b>88.33</b> | <b>70.70</b> |

Source: Census 2011

A key factor going in Uttarakhand's favour in attracting services and industrial investments is its significantly high level of literacy. The overall rate of literacy in the state jumped up to 79.63 per cent in 2011 from 72.28 percent in 2001. This endows it with large pool of educated labour that industry can draw from. Importantly, the spread of high level of literacy is even across the rural and urban sectors with the respective literacy rate of 77.11 and 85.20 percent. The total

school enrolment ratio for Uttarakhand for the age group of 6-17 was at 87 percent, significantly higher than the all India ratio of 72 percent. The high level of literacy and existence of large number of good quality educational institutions, research and training institutes and institutes of excellence indicate the abundant availability of quality human resource base. This can be supported by the facts charted hereby. During 2002-03, state of Uttarakhand was amongst the few states with 100 percent trained teachers in all the levels of education.

#### **1.4 Structure and Administration of Education**

The Directorate of School Education has been upgraded to the Directorate of Elementary, Directorate of Secondary and Directorate of Training vide Notification Number EDN-C.A(1)-2/2004, dated 31.10.2005.

Elementary Education in the state is being looked after by the Directorate of Elementary Education through the office of Director (Elementary Education) at the state level. At the district level the elementary education is being looked by District Education Office (Elementary) through the office of DEO Elementary. There are District Institutes of Education and Training (DIET) in all the districts which provide pre-service and in-service training to the primary and upper primary school teachers. The district education officer (Elementary) is supported by Deputy Education Officer (DyEO) at the Education block level. Uttarakhand has 95 Educational Blocks.

There are three types of Elementary Schools-

- Independent Primary Schools with Classes form I to V
- Independent Upper Primary Schools with Classes form VI to VIII
- Primary Schools attached with Upper Primary Schools with Classes I to VIII

#### **Secondary Education**

The Secondary Education in the State is being looked after by the Department of Secondary Education, through Director, Secondary Education. There are four types of Secondary Schools-

- Independent Secondary Schools with Classes form IX to X
- Upper Primary Schools attached with Secondary Schools with Classes VI to X
- Upper Primary Schools attached with Secondary and Senior Secondary Schools with Classes VI to XII.
- Independent Senior Secondary Schools with Classes form XI to XII

## Statistical Profile

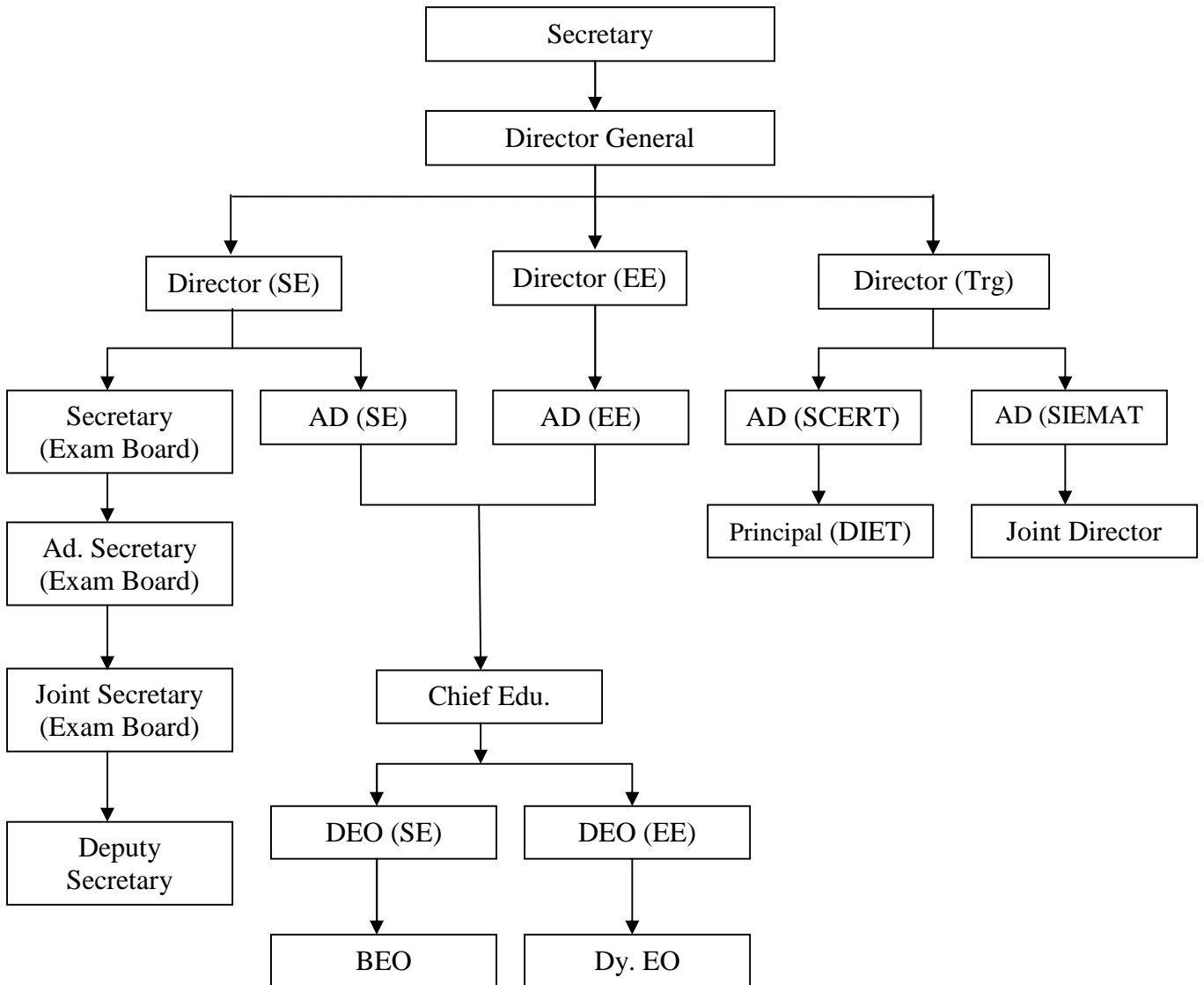
**Table 1.11 Total Schools: All Management**

| Sr. No. | Name of District | No. of Schools with classes I to X | No. of Schools with classes I to XII | No. of Schools with classes V/VI to X | No. of Schools with classes VI to XII | No. of Schools with classes VII / VIII to X | No. of Schools with classes VII/ VIII to XII | No. of Schools with classes VIII/ IX to X | No. of Schools with classes VIII / IX to XII | No. of Schools with classes XI to XII |
|---------|------------------|------------------------------------|--------------------------------------|---------------------------------------|---------------------------------------|---|--|---|--|---------------------------------------|
| 1       | ALMORA           | 8                                  | 15                                   | 125                                   | 171                                   | 0   | 0  | 0   | 1  | 0                                     |
| 2       | BAGESHWAR        | 0                                  | 3                                    | 53                                    | 57                                    | 0   | 0  | 0   | 1  | 0                                     |
| 3       | CHAMOLI          | 3                                  | 6                                    | 90                                    | 115                                   | 0   | 0  | 9   | 4  | 0                                     |
| 4       | CHAMPAWAT        | 0                                  | 1                                    | 47                                    | 55                                    | 0   | 0  | 6   | 5  | 0                                     |
| 5       | DEHRADUN         | 30                                 | 169                                  | 62                                    | 116                                   | 0   | 0  | 41  | 12   | 1                                     |
| 6       | HARIDWAR         | 22                                 | 43                                   | 66                                    | 62                                    | 0   | 0  | 10  | 17   | 4                                     |
| 7       | NAINITAL         | 11                                 | 59                                   | 86                                    | 124                                   | 0   | 0  | 2   | 2  | 1                                     |
| 8       | PAURI            | 4                                  | 23                                   | 151                                   | 231                                   | 0   | 0  | 1   | 1  | 0                                     |
| 9       | PITHORAGARH      | 4                                  | 12                                   | 107                                   | 113                                   | 0   | 0  | 2   | 2  | 0                                     |
| 10      | RUDRAPRAYAG      | 4                                  | 4                                    | 34                                    | 80                                    | 0   | 0  | 10  | 11   | 0                                     |
| 11      | TEHRI            | 6                                  | 4                                    | 120                                   | 164                                   | 0   | 0  | 5   | 1  | 0                                     |
| 12      | U.S. NAGAR       | 13                                 | 71                                   | 87                                    | 104                                   | 0   | 0  | 3   | 4  | 1                                     |
| 13      | UTTARKASHI       | 5                                  | 6                                    | 12                                    | 68                                    | 0   | 0  | 44  | 7  | 0                                     |
|         | TOTAL            | 110                                | 416                                  | 1040                                  | 1460                                  | 0   | 0  | 133                                       | 68   | 7                                     |

**Source U-DISE 2012-13**

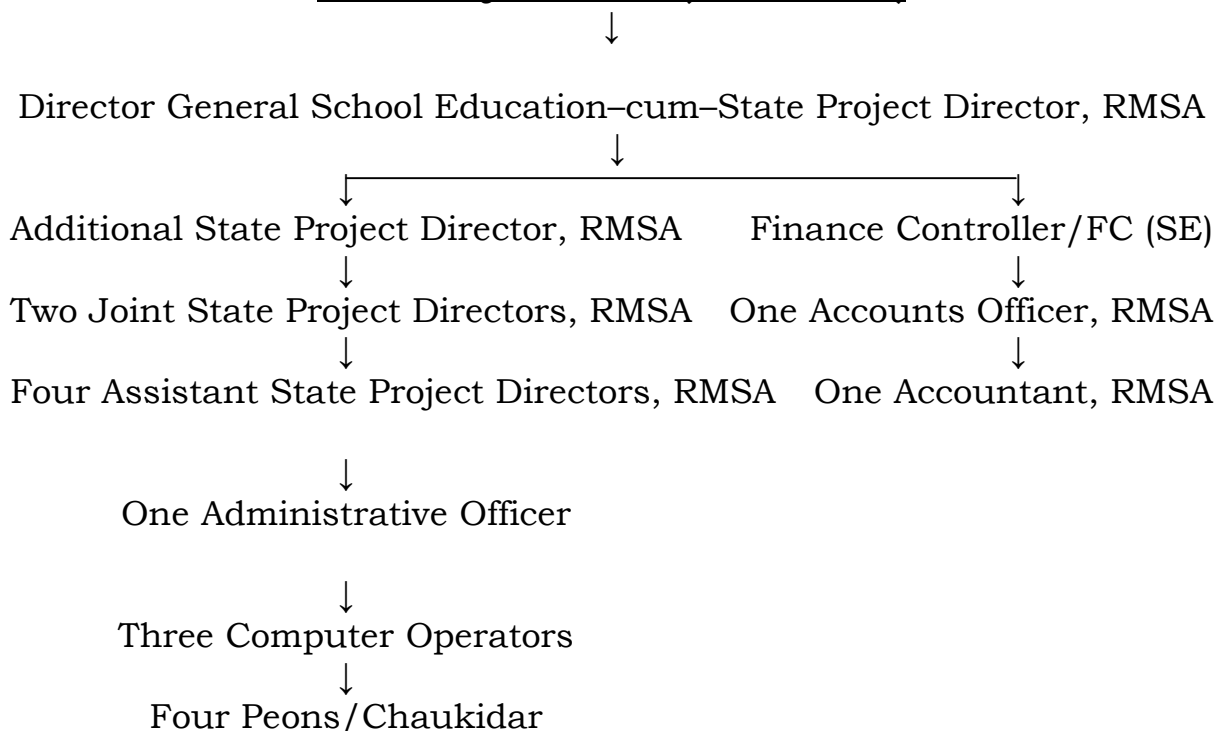


## Organisational Structure of Department of School Education, Uttarakahnd

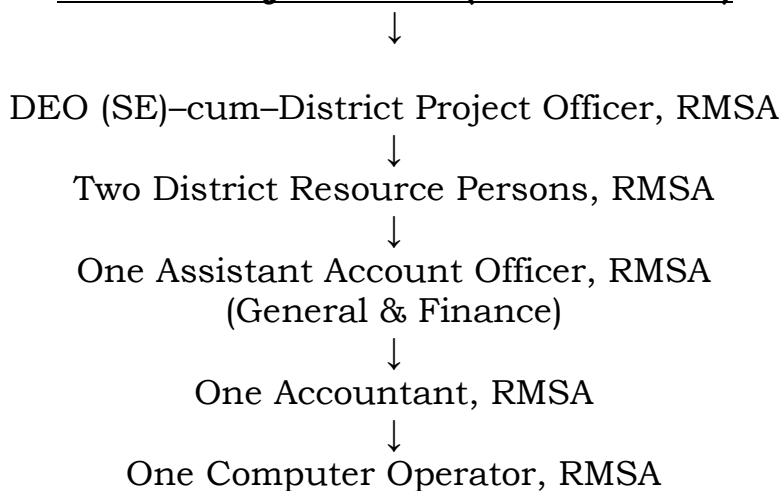


**Organizational Structure for Rashtriya Madhyamik Shiksha  
Abhiyan, Uttarakhand**

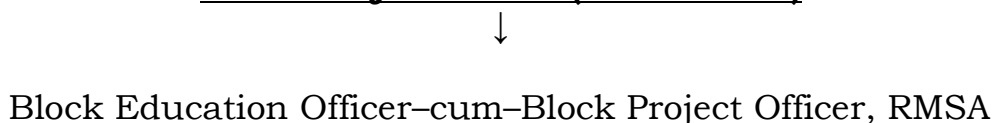
**State Project Office (State Level)**



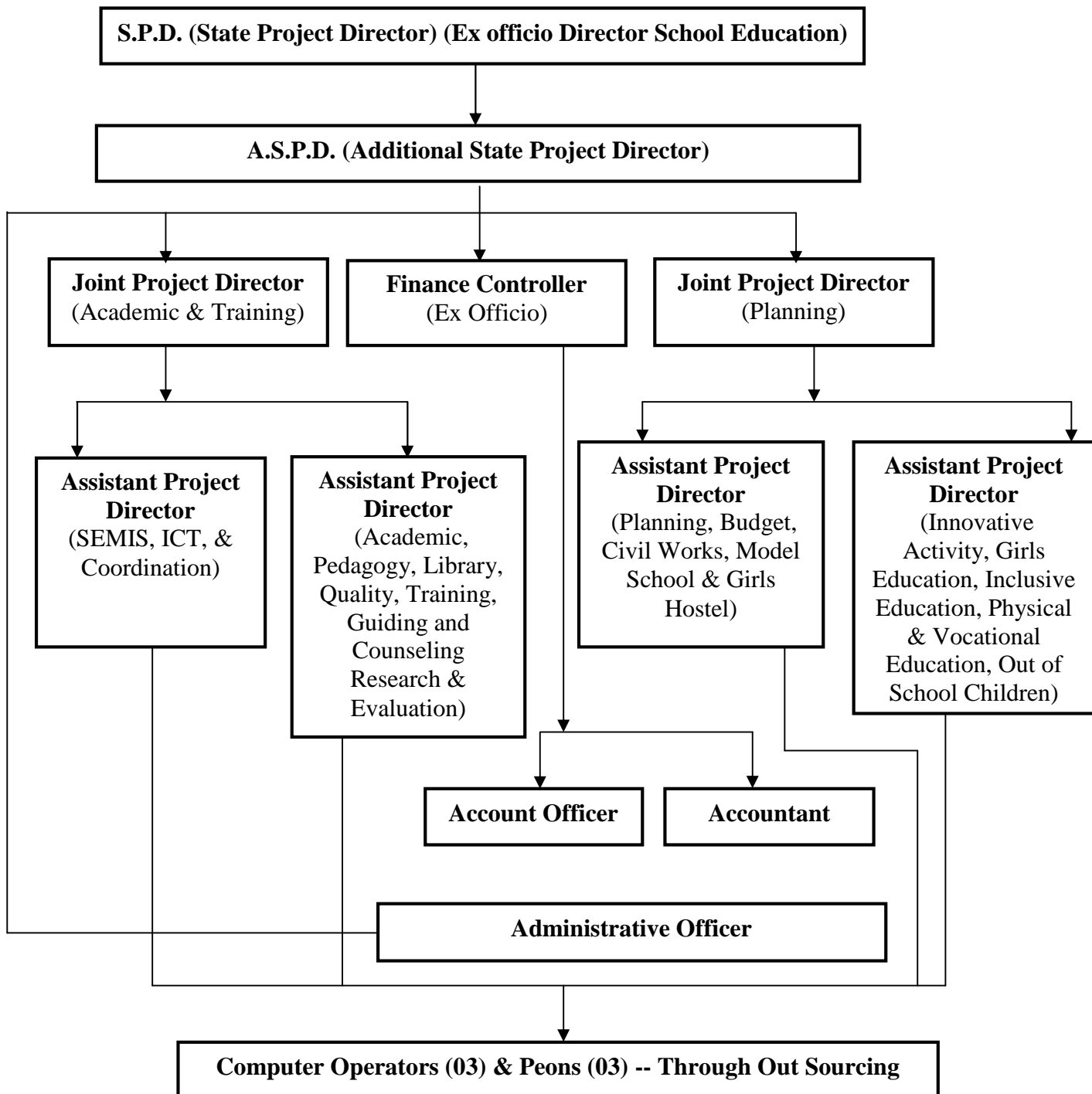
**District Project Office (District Level)**



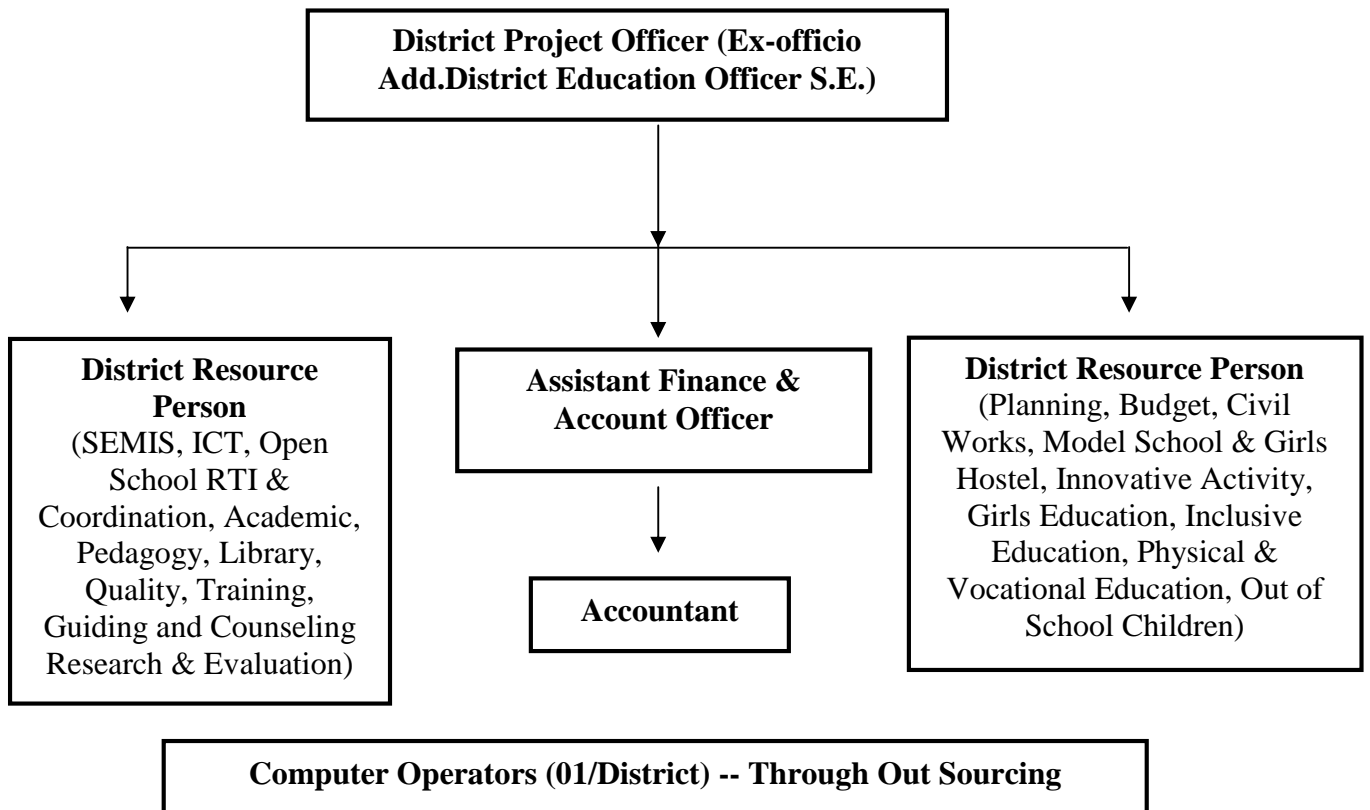
**Block Project Office (Block Level)**



**RASTRIYA MADHYAMIK SHIKSHA ABHIYAN. UTTARAKHAND**  
**(Structural Organization)**  
**S.P.O. (State Project Office)**



**RASTRIYA MADHYAMIK SHIKSHA ABHIYAN. UTTARAKHAND**  
**(Structural Organization)**  
**D.P.O. (District Project Office)**



**MIS System**

At present existing educational management information system (EMIS) for planning and management of school education is carried out at the district levels. At the district level MIS wing is functional at SSA and RMSA offices. The MIS is collected and executed through U-dise software supported by NUEPA. The information on DCF is collected every year as on 30<sup>th</sup> September from all educational institutions in the district and its reports are generated at the district level through U-dise which is further utilised for the formulation of Annual Work Plan and Budget for the district under RMSA. Despite of U-dise census data and district education offices source data is also used for planning purpose.

## **Chapter II**

### **Implementation Status of AWP&B**

---

#### **2.1 (A) Brief introductions to RMSA**

##### **Vision, Aims and Objectives of RMSA at National Level**

Government of India has committed to the goal universalisation of secondary and higher secondary education. The 11<sup>th</sup> Five Year Plan document particularly emphasised on the universalisation of secondary and higher secondary education in the same line and committed for. The Hon'ble Prime Minister of India speech on Independence Day in 2007 has proposed to launch the Scheme for Universalisation of Access for Secondary Education (SUCCESS). A precursor to these initiatives was the National Policy on Education (NPE), 1986 which stated that access to secondary education should be widened. Then, the Tenth Plan Mid-Term Appraisal (MTA) document of the Planning Commission of India recommended for setting up of a new Mission for Secondary Education on the lines of SSA. Finally, it is the recommendation of the Central Advisory Board of Education (CABE) which is the highest deliberative and advisory forum on Education in the country, committee report 2005. In accordance with the goal of universalisation of secondary and higher secondary education, initiatives are made for the plan of action in this direction.

The Centrally Sponsored Scheme Rashtriya Madhyamik Shiksha Abhiyan (RMSA) is a modified version of SUCCESS. The RMSA scheme is for universalisation of access to and improvement of quality at the secondary and higher secondary stage. Since education is a state subject by Constitution in the Indian federal system and thereby the state governments are the policy/decision makers on this subject, the RMSA is to motivate the state government and prepare them to take up the goal of Universalisation of Secondary and Higher Secondary Education in their respective states. Unlike the Universalisation of Elementary Education which is by Constitution a mandate, the Universalisation of Secondary and Higher Secondary Education is not mandatory by Constitution but by morale and by need.

Under the RMSA the central government through the Ministry of Human Resource Development (MHRD) helps the states in mapping the secondary

education system at present, approach and strategy for universalising the secondary and higher secondary education, setting the goal and targets, plan of action, programmes design and implementation and mobilising resources for all these activities. In this context, this document is to present the status and perspective framework plan for the secondary education in Uttarakhand.

### **Vision**

The vision for secondary education is to make good quality education available, accessible and affordable to all young persons in the age group of 14-18 years. With this vision in mind, the following is to be achieved:

- To provide a secondary school within a reasonable distance of any habitation, which should be 5 Kms for secondary schools and 7-10 Kms for higher secondary schools;
- Ensure universal access of secondary education by 2017 (GER of 100%), and Universal retention by 2020; and
- Providing access to secondary education with special references to economically weaker sections of the society, the educationally backward, the girls and the disabled children residing in rural areas and other marginalized categories like SC, ST, OBC and Educationally Backward Minorities (EBM).

### **Goals and Objectives**

The prime goal is universalisation of secondary education. In order to meet the challenge of universalisation of secondary education (USE), there is a need for a paradigm shift in the conceptual design of secondary education. The guiding principles in this regard are: universal access, equality and social justice, relevance and development and structural and curricular aspects. Universalisation of secondary education gives opportunity, to move towards equity. The concept of 'common school' will be encouraged. If these values are to be established in the system, all types of schools including unaided private schools will also contribute towards universalisation of secondary education by ensuring adequate enrolments for the children from under privileged society and the children of below poverty line (BPL) families. The goals translate into the following main objectives.

- i) To ensure that all secondary schools have physical facilities, staff and supplies at least according to the prescribed standards through financial support in case of Government/ Local Body and Government aided schools, and appropriate regulatory mechanism in the case of other schools;
- ii) To improve access to secondary schooling to all young persons according to norms – through proximate location (say, Secondary Schools within 5 kms, and Higher Secondary Schools within 7-10 kms), efficient and safe transport arrangements/residential facilities, depending on local circumstances including open schooling. However, in hilly and difficult areas, these norms can be relaxed. Preferably residential schools may be set up in such areas;
- iii) To ensure that no child is deprived of secondary education of satisfactory quality due to gender, socio-economic, disability and other barriers;
- iv) To improve quality of secondary education resulting in enhanced intellectual, social and cultural learning;
- v) To ensure that all students pursuing secondary education receive education of good quality; and
- vi) Achievement of the above objectives would also, inter-alia, signify substantial progress in the direction of the Common School System.

### **Approach and Strategy for Secondary Stage**

In the context of Universalisation of Secondary Education (USE), large-scale inputs in terms of additional schools, additional classrooms, teachers and other facilities need to be provided to meet the challenge of numbers, credibility and quality. It inter-alia requires assessment/ provision of educational needs, physical infrastructure, human resource, academic inputs and effective monitoring of implementation of the programmes. The scheme will initially cover up to class X. Subsequently, the higher secondary stage will also be taken up, preferably within two years of the implementation. The strategy for universalizing access to secondary education and improving its quality are as under:

## **Access**

For providing universal access to quality secondary education it is imperative that especially designed broad norms are developed at the national level and provision may be made for each State/UT keeping in mind the geographical, socio-cultural, linguistic and demographic condition of not just the State/UT but also, wherever necessary, of the locality. Increased access will be achieved by:

- Expansion of existing Secondary Schools & Higher Secondary Schools;
- Upgradation of Upper Primary Schools based on micro planning exercise with all necessary infrastructure facilities and teachers. Ashram Schools will be given preference while upgrading upper primary schools;
- Upgradation of Secondary Schools in Higher Secondary Schools based upon the requirements;
- Opening of new Secondary Schools/ Higher Secondary Schools in so far unserved areas based on the school mapping exercise. All these buildings will have mandatory water harvesting system and will be disabled friendly;
- Rain Water harvesting systems will be installed in existing school buildings;
- Existing school buildings will also be made disabled friendly; and
- New schools will also be set up in PPP mode.

## **Quality**

This will be achieved by:

- Providing required infrastructure like, Black Board, furniture, Libraries, Science & Mathematics laboratories, computer labs, toilet cluster;
- Appointment of additional teachers and in-service training of teachers;
- Bridge courses for enhancing learning ability for students passing out of class VIII;
- Reviewing curriculum to meet the NCF, 2005 norms;
- Residential accommodation for teachers in rural and difficult hilly areas; and
- Preference will be given to accommodation for female teachers.



- Use of EDUSAT in teaching learning process and teacher training programme.

### **Equity**

This will be improved by:

- Free lodging/ boarding facilities for students belonging to SC,ST,OBC and minority communities;
- Hostels/ residential schools, cash incentive, uniform, books, separate toilets for girls.
- Providing scholarships to meritorious/ needy students at secondary level;
- Inclusive education will be the hallmark of all the activities. Efforts will be made to provide all necessary facilities for the differently abled children in all the schools; and
- Expansion of Open and Distance Learning needs to be undertaken, especially for those who cannot pursue full time secondary education, and for supplementation / enrichment of face-to-face instruction. This system will also play a crucial role for education of out of school children.

### **Institutional Reforms and Strengthening of Resource Institutions**

Necessary administrative reforms in each State will be a precondition for Central assistance. These Institutional reforms include:

- Reforms in school governance- Improve schools' performance by decentralizing their management and accountability;
- Adopting a rational policy of teacher recruitment, deployment, training, remuneration and career advancement;
- Undertaking reforms in educational administration including modernization / e-governance and delegation / de-centralization;
- Provision of necessary professional and academic inputs in the secondary education system at all levels, i.e., from the school level upwards; and streamlining financial procedures for speedy flow of funds and their optimal utilization.
- Necessary strengthening of resource institutions at various levels, e.g., NCERT (including RIEs), NIEPA and NIOS, at the national level; SCERTs, State Open Schools, SIEMATs, etc., at the State level; and University

Departments of Education, Reputed Institutions of Science / Social Science / Humanities Education, and Colleges of Teacher Education (CTEs) / Institutions of Advanced Study in Education (IASEs) funded under the Centrally-sponsored Scheme of Teacher Education.

Involvement of Panchayati Raj and Municipal Bodies, Community, Teachers, Parents and other stakeholders in the management of Secondary Education, through bodies like School Management Committees and Parent – Teacher Associations will be ensured in planning process, implementation, monitoring and evaluation.

Central Government operates four Centrally Sponsored Schemes i.e. (i) ICT@ schools for providing assistance to State Governments for computer education and computer aided education in secondary and higher secondary schools; (ii) Integrated Education for Disabled Children (IEDC) for assisting State Governments and NGOs in main streaming the disabled children in school education; (iii) Strengthening of Boarding and Hostel facilities for Girl Students of Secondary and Higher Secondary Schools (Access and Equity) for providing assistance to NGOs to run Girls' Hostels in the rural areas; and (iv) Quality improvement in schools which included provision of assistance to State Governments for introduction of Yoga, for improvement of Science education in schools, for environment education and for population education in addition to supporting International Science Olympiads.

All these schemes, in the present or modified forms, will be subsumed in a new scheme and will include provision for earning while learning for financially weaker children by preparing them for self employment or part-time employment.

## **2.1 (B) Brief introduction to ICT**

The Govt. of Uttarakhand has initiated the process of integration of information and Technology in education under the '**Arohi**' Programme since 2001 to prepare the students for digital future. Under this programme efforts were made to computerize every secondary and senior secondary school in the

state. More than 800 computers have been provided to different Govt. and Govt. Aided schools. The state government made provisions for teachers' computer training through various training programmes of intel and Microsoft companies. Educational content CDs have been provided to 34 schools and all DIETs of the state under e-class Project and we are further in the process to provide these content CDs to all schools of Uttarakhand.

A comparative evaluation of 13 pilot schools covered under e-class project had been furnished by the department on the basis of results of last three years and a progressive report of the learning status of the students studying in e-class has been found.

125 schools of the state have already been covered under the ICT Scheme through outright purchase. The implementation of the scheme in the schools has empowered the learners for utilization and application of the skills, knowledge and understanding and teachers to use ICT as a tool to make the teaching and learning process/classroom practices more interesting. Emphasis of learning is shifting from acquiring information to constructing knowledge. Students are being equipped to "learn to learn" and "How to learn" and also acquire the skills required for changing nature of the work places.

**Steps taken by States/UTs for promotion of Computer Education. Give details of Policies, Strategies adopted for computer Education at Secondary and Higher Secondary Stage:**

For the better implementation of ICT in Schools Scheme and to concentrate on better outputs of the schemes, in 'ICT Cell' has been established under the Director, Secondary Education – Uttarakhand. A Project Monitoring Unit (PMU – ICT) has also been established at Directorate Level for monitoring of the schools covered under ICT@Schools Scheme. For training, and guidance of teachers to ensure the best use of ICT tools in schools. State government has also established a 'State Educational information and Technology Academy' (SEITA). The ICT Programme among the schools is being implemented in the following manner.

- a. Extending Computer literacy and awareness to every student.
- b. Enabling the teachers to enhance their subject knowledge and professional skills with the use of ICT.

- c. Facilitating the teachers to use ICT as an aid for teaching learning process and to make the classroom interactive and participatory.
- d. Enabling students to learn through ICT and provide facilities for interacting with their counterparts across the country.

## **2.1 (C) Brief introduction to IEDSS**

### **Overview**

- The Scheme of Inclusive Education for Disabled at Secondary Stage (IEDSS) has been launched from the year 2009-10.
- This Scheme replaces the earlier scheme of Integrated Education for Disabled Children (IEDC) and would provide assistance for the inclusive education of the disabled children in classes IX-XII

### **Aims**

To enable all students with disabilities, after completing eight years of elementary schooling, to pursue further four years of secondary schooling in an inclusive and enabling environment.

### **Objectives**

The scheme covers all children studying at secondary stage in Government, local body and Government-aided schools, with one or more disabilities as defined under the Persons with Disabilities Act (1995) and the National Trust Act (1999) in the class IX to XII, namely blindness, low vision, leprosy cured, hearing impairment, locomotor disabilities, mental retardation, mental illness, autism and cerebral palsy, and may eventually cover speech impairment, learning disabilities, etc. Girls with disabilities receive special focus to help them gain access to secondary schools, as also to information and guidance for their developing potential. Setting up of Model inclusive schools in every State is envisaged.

### **Components**

#### **Assistance is admissible for two major components**

- (i) Student-oriented components, such as medical and educational assessment, books and stationery, uniforms, transport allowance, reader allowance, stipend for girls, support services, assistive devices, boarding

the lodging facility, therapeutic services, teaching learning materials, etc. Other components include appointment of special education teachers, allowances for general teachers for teaching such children, teacher training, orientation of school administrators, establishment of resource room, providing barrier free environment, etc.

### **Implementing Agency**

The School Education Department of the State Governments/Union Territory (UT) Administrations is the implementing agency. They may involve NGOs having experience in the field of education of the disabled in the implementation of the scheme.

### **Financial Assistance**

Central assistance for all items covered in the scheme is on 100 percent basis. The State Governments are only required to make provisions for a scholarship of Rs. 600 per disabled child per annum.

## **2.1 (D) Brief introduction to Girls Hostel**

### **Introduction**

This is a new Centrally Sponsored Scheme launched in 2008-09 and is being implemented from 2009-10 to set up a 100-bedded Girls' Hostel in each of 3479 Educationally Backward Blocks (EBBs) in the country. The Scheme has replaced the earlier NGO driven Scheme for construction and running of Girls' Hostels for Students of Secondary and Higher Secondary Schools, under which assistance was provided to voluntary organisations for running Girls' Hostels.

### **Objective**

The main objective of the Scheme is to retain the girl child in secondary school so that girl students are not denied the opportunity to continue their study due to distance to school, parents' financial affordability and other connected societal factors. Another objective of the Scheme is to make Secondary and Senior Secondary education accessible to a larger number of girl students.

## **Target Group**

The girl students in the age group of 14-18 yrs. studying in classes IX and XII belonging to SC, ST, OBC, Minority communities and BPL families will form the target group of the Scheme. Students passing out of KGBV will be given preference in admission in hostels. At least 50% of girls admitted will be from SC, ST, OBC and Minority communities.

## **Sharing Pattern**

Central government will bear 90% of the recurring and non-recurring project cost. 10% will be borne by the State Govt.

## **2.1 (E) Brief introduction to Vocational Education**

The Centrally Sponsored Scheme of Vocationalisation of Secondary Education provides for diversification of educational opportunities so as to enhance individual employability, reduce the mismatch between demand and supply of skilled manpower and provides an alternative for those pursuing higher education.

The Centrally Sponsored Scheme of Vocationalisation of Secondary Education at + 2 level is being implemented since 1988. The revised scheme is in operation since 1992-93. The Scheme provides for financial assistance to the States to set up administrative structure, area vocational surveys, preparation of curriculum, text book, work book curriculum guides, training manual, teacher training programme, strengthening technical support system for research and development, training and evaluation etc. It also provides financial assistance to NGOs and voluntary organizations towards implementation of specific innovative projects for conducting short-term courses.

## **2.2 Institutional Arrangements for Implementation**

### **(A) RMSA**

#### **Goals and Objectives at National Level and State level**

The national policy document of RMSA has drawn up the following specific goals and objectives

- i) To ensure that all secondary schools have physical facilities, staff and

supplies at least according to the prescribed standards through financial support in case of Government/ Local Body and Government aided schools, and appropriate regulatory mechanism in the case of other schools;

- ii) To improve access to secondary schooling to all young persons according to norms – through proximate location (say, Secondary Schools within 5 kms., and Higher Secondary Schools within 7-10 kms), efficient and safe transport arrangements/residential facilities, depending on local circumstances including open schooling. However, in hilly and difficult areas, these norms can be relaxed. Preferably residential schools may be set up in such areas;
- iii) To ensure that no child is deprived of secondary education of satisfactory quality due to gender, socio-economic, disability and other barriers;
- iv) To improve quality of secondary education resulting in enhanced intellectual, social and cultural learning;
- v) To ensure that all students pursuing secondary education receive education of good quality; and
- vi) Achievement of the above objectives would also, inter-alia, signify substantial progress in the direction of the Common School System.

The state abides by these broad national goals and objectives, and specifically adds on certain key qualitative objectives that would guide its progress towards meeting its vision and goal. They are:

- a. To equip and empower professional competence of the heads and teachers for school effectiveness and classroom processes;
- b. To provide opportunity to secondary level students to compare, collaborate, compete and contribute to the world at large; and
- c. To develop life-skills of students, and enhance overall quality of life.

The RMSA goals that the State has envisaged are:

- All secondary school age children in schools by 2013,
- All secondary school age children in secondary classes appropriate to their age by 2017, and
- All higher secondary age children will complete secondary school by 2020.

## **Approach and Strategy for Secondary Stage at National Level and State level**

The national policy document mentions that in the context of USE, large-scale inputs in terms of additional schools, additional classrooms, teachers and other facilities need to be provided to meet the challenge of numbers, credibility and quality. It inter-alia requires assessment and provision of educational needs, physical infrastructure, human resource, academic inputs and effective monitoring of implementation of the programmes. The scheme will initially cover up to class X. Subsequently, the higher secondary stage will also be taken up, preferably within two years of the implementation. The strategy for universalizing access to secondary education and improving its quality are as under:

### **Access**

For providing universal access to quality secondary education it is imperative that especially designed broad norms are developed at the national level and provision may be made for each State/UT keeping in mind the geographical, socio-cultural, linguistic and demographic condition of not just the State/UT but also, wherever necessary, of the locality. Increased access will be achieved by:

- Strengthening of existing Secondary Schools & Higher Secondary Schools;
- Upgradation of Upper Primary Schools in Secondary Schools based on micro planning exercise with all necessary infrastructure facilities and teachers. Ashram Schools will be given preference while upgrading upper primary schools;
- Upgradation of Secondary Schools in Higher Secondary Schools based upon the requirements;
- Opening of new Secondary Schools/ Higher Secondary Schools in so far unserved areas based on the school mapping exercise. All upgradation and new schools will have adequate physical infrastructure, man power and teaching learning equipments;
- Rain harvesting systems will be installed in existing school buildings;
- Existing school buildings will also be made disabled friendly; and



- New schools will also be set up in PPP mode.

While Uttarakhand has already ensured approximate 100% GAR in primary and upper primary levels to all habitations as per Norms, school mapping exercise has indicated that a number of districts have not yet provided adequate secondary schools within the 5km Norm. While residential schools should also be an option, up-gradation wherever relevant is to be preferred. Each Secondary and Higher Secondary School will develop an institutional plan, and each block a micro-mapping exercise. Due regard should be given where needed to open schools in hilly terrain and with natural barriers.

### **Quality**

The national policy document states that quality will be achieved by:

- Providing required infrastructure like, Black Board, furniture, Libraries, Science and Mathematics laboratories, computer labs, toilet cluster;
- Appointment of additional teachers and in-service training of teachers;
- Bridge courses for enhancing learning ability for students passing out of class VIII;
- Reviewing curriculum to meet the NCF, 2005 norms;
- Residential accommodation for teachers in rural and difficult hilly areas; and
- Preference will be given to accommodation for female teachers.

In furthering these, the state aims to include availability of ICT infrastructure and intensive use of ICT in secondary education, provision of more number of days of in-service training to teachers, and overall improvement of performance of all schools by decentralizing their management and improving accountability. Uttarakhand aims to establish child-friendly schools with prescribed benchmarks of quality.

Providing infra-structure includes not only blackboards in usable well-polished conditions with chalks and dusters all round the year, but also SMART boards in schools, furniture that is both student-friendly and classroom friendly facilitating movement and group-work, libraries with books to kindle the interest of reading among children along with registers to maintain student-use and follow-up like book-reviews, and science, math and

multi-media language laboratories with adequate equipments for active use by every student. Besides, adequate and appropriate provision of drinking water and toilets cannot be neglected.

Uttarakhand is keen to focus not just on the above quantitative inputs to quality but on qualitative teaching-learning processes in place. It follows the lines of the Secondary Education Commission, 1952 which defined curriculum as not just the academic subjects traditionally taught in the school but the totality of experiences of students in school, classrooms, library, laboratory, playgrounds and in the numerous informal contacts between teachers and pupils. Education is meaningful for children when adequate variety and elasticity in the curriculum allows for individual differences and adaptation to individual needs and interests. The state is also keen to turn a number of ideas provided in the National Curriculum Framework into reality.

### **Equity**

The national level document mentions that equity will be improved by:

- Free lodging/ boarding facilities for students belonging to SC,ST,OBC and minority communities;
- Hostels/ residential schools, cash incentive, uniform, books, separate toilets for girls.
- Providing scholarships to meritorious/ needy students at secondary level;
- Inclusive education will be the hallmark of all the activities. Efforts will be made to provide all necessary facilities for the differently abled children in all the schools; and
- Expansion of Open and Distance Learning needs to be undertaken, especially for those who cannot pursue full time secondary education, and for supplementation /enrichment of face-to-face instruction. This system will also play a crucial role for education of out-of-school children.

In Uttarakhand, which has been a forerunner in terms of socio-political movements for equity through education, equity will be an in-built priority within every strategy of access and quality. Besides, special care will also be taken for socially disadvantaged pockets. Despite the state's positive

discrimination to disprivileged communities over time, some difficult-to-reach areas are inaccessible and isolated small habitations particularly in hilly and forest areas with lack of adequate qualified women teachers and adequate accommodations for students and teachers. There are also some pockets with frequent migration and with persisting high gender and social gaps. It is in this regard that the State's proactive policies for equity in secondary education will gain special consideration. First generation learners need special care in a number of areas.

### **Institutional Reforms and Strengthening of Resource Institutions**

Necessary administrative reforms in State will be a precondition for Central assistance. These Institutional reforms include:

- Reforms in school governance- Improve schools' performance by decentralizing their management and accountability;
- Adopting a rational policy of teacher recruitment, deployment, training, remuneration and career advancement;
- Undertaking reforms in educational administration including modernization/e-governance and delegation/de-centralization;
- Provision of necessary professional and academic inputs in the secondary education system at all levels, i.e., from the school level upwards; and streamlining financial procedures for speedy flow of funds and their optimal utilization.
- Necessary strengthening of resource institutions at various levels, e.g., NCERT (including RIEs), NUEPA and NIOS, at the national level; SCERTs, State Open Schools, SIEMATs, etc., at the State level; and University Departments of Education, Reputed Institutions of Science/Social Science/Humanities Education, and Colleges of Teacher Education (CTEs)/ Institutions of Advanced Study in Education (IASEs) funded under the Centrally-sponsored Scheme of Teacher Education.
- Involvement of Panchayati Raj and Municipal Bodies, Community, Teachers, Parents and other stakeholders in the management of Secondary Education, through bodies like School Management Committees and Parent – Teacher Associations will be ensured in

planning process, implementation, monitoring and evaluation.

In this regard, Uttarakhand has specific strategies in place. In terms of decentralising, the state government will appoint District Project Officers and 26 District Resource Persons in 13 districts to supervise and monitor RMSA indicators of progress and record needs and improvements in quality components. SMDC will monitor attendance of staff and students as well, besides involvement in civil and financial matters. The state will enhance the capacity of SCERT/DIET academic faculty in order that they can in turn enhance the training capacity of teacher educators at Block Centre in cascade mode. The linkage between School Education and SIEMAT will be strengthened. DIETs will be enhanced for the training of secondary education teachers and it will be the nodal agency for training at the district level.

Central Government operates four Centrally Sponsored Schemes i.e. (i) ICT@ schools for providing assistance to State Governments for computer education and computer aided education in secondary and higher secondary schools; (ii) Integrated Education for Disabled Children (IEDSS) for assisting State Governments and NGOs in mainstreaming the disabled children in school education; (iii) Strengthening of Boarding and Hostel facilities for Girl Students of Secondary and Higher Secondary Schools (Access and Equity) for providing assistance to NGOs to run Girls' Hostels in the rural areas; and (iv) Quality improvement in schools which included provision of assistance to State Governments for introduction of Yoga, for improvement of Science education in schools, for environment education and for population education in addition to supporting International Science Olympiads.

All these schemes, in the present or modified forms, will be subsumed in a new scheme and will include provision for earning while learning for financially weaker children by preparing them for self-employment or part-time employment.

## Educational Indicators

| Goal   | Indicators   | Data Source  |
|--|--|--|
| <p>To make secondary education of good quality available, accessible and affordable to all adolescent girls and boys up to the age of 16 in Uttarakhand by 2020.</p> | <p><b>1) Increase in the Enrolment</b></p> <ul style="list-style-type: none"> <li>• Increase in the enrolment in secondary education of young people aged 14 to 15 years from</li> <li>• 3.26 lakhs in 2008 to 4.32 lakhs by 2012 after the intervention of 5% growth in GER. It will reach 5.59 lakhs by 2017.</li> </ul> <p><b>2) GER at Secondary Level</b></p> <ul style="list-style-type: none"> <li>• GER at secondary will increase from 69.5% in 2009 to 84.98 % by 2012 after the intervention of 5% growth in GER. 100% by 2017.</li> </ul> <p><b>3) Enrolment share of Girls</b></p> <ul style="list-style-type: none"> <li>• Enrolment shares of girls, SCs, STs and minorities in secondary classes increase in proportion to their share in the population in the state.</li> </ul> <p><b>4) Dropout rate at secondary level</b></p> <ul style="list-style-type: none"> <li>• Dropout 10.45% Class IX–X for the year 2010-11.</li> </ul> <p><b>5) Transition rate</b></p> <ul style="list-style-type: none"> <li>• Transition rate from Class VIII to IX 98.44% in 2010-11.</li> </ul> <p><b>6) Promotion rate to Class X</b></p> <ul style="list-style-type: none"> <li>• Promotion rate from Class IX to X 77.86% in 2010-11.</li> </ul> <p><b>7) Learning levels</b></p> <ul style="list-style-type: none"> <li>• Learning levels at Classes IX and X will be improved adequately and will be monitored regularly;</li> </ul> | <p>All India School Education Survey; SEMIS; assessment data; Class X Examination data</p> |

| <b>Objectives</b>  | <b>Indicators</b>  | <b>Data Source</b> |
|--|--|--------------------|
| 1. All secondary schools in the state conform to prescribed norms.   | <p><b>(1) Facilities -</b></p> <ul style="list-style-type: none"> <li>• All schools will have space and facilities according to prescribed norms of minimum quality standards, including one classroom for every 30 students; a laboratory and library; differently abled access; separate toilets for girls.</li> <li>• Computer and other ICT facilities will be available in all secondary schools according to prescribed norms.</li> </ul>  | SEMIS & UDISE      |
| 2. Availability and access of secondary schooling to all adolescent girls and boys up to the age of 16 in Uttarakhand by 2020. | <p><b>(2) Access -</b></p> <ul style="list-style-type: none"> <li>• All habitations will have access to a secondary school within a radius of 5 km except those in special circumstances.</li> </ul> <p><b>(i) UPS Upgradation -</b></p> <ul style="list-style-type: none"> <li>• Up-gradation of 220 Upper Primary School by 2012 with 340 Upper Primary Schools by 2017 secondary classes.</li> </ul> <p><b>(ii) Expanded capacity -</b></p> <ul style="list-style-type: none"> <li>• Expanded capacity for existing secondary schools with 1086 additional class rooms by 2011-12. 2994 additional class rooms by 2016-17.</li> </ul> <p><b>(iii) Transition rate from VIII to IX -</b></p> <ul style="list-style-type: none"> <li>• Transition rate improves from 82.33% in 2007 to 95% by 2012 and 100% by 2017..</li> </ul> <p><b>(iv) Dropout rate -</b></p> <ul style="list-style-type: none"> <li>• Dropout rate at secondary level reduces from 8.34% in 2008-09 to less than 1% by 2017.</li> </ul> <p><b>(v) Out of School Children -</b></p> <ul style="list-style-type: none"> <li>• Number of out of school children of secondary school age (14-16) reduces to less than 5% of the age group by 2017.</li> </ul> | SEMIS & UDISE      |
| 3. Equity through the removal of regional, gender, socio-economic and disability gaps.   | <p><b>(3) Equity -</b></p> <ul style="list-style-type: none"> <li>• Disaggregated enrolment data for girls, SC, ST, Muslims and differently abled at the state and district level will be available.</li> </ul> <p><b>(i) Share of Disadvantaged groups in Enrolment-</b></p> <ul style="list-style-type: none"> <li>• Share of girls 46%, SCs, STs, Muslims</li> </ul>  | SEMIS & DISE       |

|  |  |                         |
|--|--|-------------------------|
|  | <p>and differently abled in enrolment at secondary level will be increased in proportion to their share in the population at the state and district level.</p> <p><b>(ii) Means-cum-Merit Scholarships -</b></p> <ul style="list-style-type: none"> <li>• Provision of means-cum-merit scholarships for specific disadvantaged groups according to schedule.-</li> </ul> <p><b>(iii) Incentives for Girls -</b></p> <ul style="list-style-type: none"> <li>• Provision of incentives for 100% girls (especially from disadvantaged groups, SC, ST) to promote their participation in secondary education according to schedule.</li> </ul>   |                         |
| <p>4. Education of good quality for all students</p> | <p><b>4) Quality -</b></p> <ul style="list-style-type: none"> <li>• About 176 additional teachers for upgraded upper primary schools by 2009-10 and about 2720 teachers will be recruited in secondary level and 2761 teachers will be recruited in higher secondary school to fill the shortage in the existing schools.</li> </ul> <p><b>(i) Trained Teachers -</b></p> <ul style="list-style-type: none"> <li>• 100% of teachers receiving in-service training will be improved against annual targets of 2010-11 and continued in every year till project period.</li> <li>• DIETs, SIEMAT, SCERT will be strengthened to support secondary school teachers' professional development through the model schools/resource centres.</li> </ul> <p><b>(ii) Text Books -</b></p> <ul style="list-style-type: none"> <li>• Availability of textbooks for all the enrolled children of secondary classes will be ensured.</li> </ul> <p><b>(iii) Teaching Learning Materials -</b></p> <ul style="list-style-type: none"> <li>• Availability of teaching learning materials will be improved.</li> <li>• NCF 2005 will be implemented.</li> </ul> <p><b>(iv) Others -</b></p> <ul style="list-style-type: none"> <li>• Change in classroom practices as measured by time spent on task.</li> <li>• Student attendance rates will be improved.</li> <li>• Teacher attendance rates will be improved.</li> </ul> <p><b>(v) Supervision -</b></p> <ul style="list-style-type: none"> <li>• Percentage of schools having functional management committees and village</li> </ul> | <p>SEMIS &amp; DISE</p> |

|  |  |  |
|--|--|--|
|  | <p>education committees with reporting role in school supervision will be improved.</p> <p><b>(vi) Learning levels -</b></p> <ul style="list-style-type: none"> <li>Learning levels of Class IX and X will be improved.</li> </ul> |  |
|--|--|--|

### State Norms and RMSA Norms

The state norms with respect to universalisation of secondary education in Uttarakhand may be mostly in line with the national level RMSA norms. In some cases there are state specific norms which are different from that of the national level RMSA norms.

**Table 2.1 Norms of National and State**

|   | NATIONAL NORMS  | STATE NORMS  |                       |                |                       |   |   |                               |   |           |       |    |       |       |   |            |    |    |       |       |   |                |    |    |      |       |   |                       |    |    |      |       |   |              |    |    |       |       |   |         |    |    |       |       |   |                    |    |    |       |       |   |              |    |  |      |      |
|---|---|--|-----------------------|----------------|-----------------------|---|---|-------------------------------|---|-----------|-------|----|-------|-------|---|------------|----|----|-------|-------|---|----------------|----|----|------|-------|---|-----------------------|----|----|------|-------|---|--------------|----|----|-------|-------|---|---------|----|----|-------|-------|---|--------------------|----|----|-------|-------|---|--------------|----|--|------|------|
| 1. PHYSICAL INFRA STRUCTURE-NON-RECURRING                             | Classroom-pupil ratio:1:40<br>Minimum ratio:1:25<br>Classroom size as per state norm<br>1. Atleast two additional classroom should be built in one secondary school.<br>2. Atleast four additional class rooms, two sections each for class ix and x.<br>3. Should involve elements of community contribution.<br>4. Grants will be available only for those schools which have existing buildings of their own.<br>5. Cost of construction will include furniture, fixtures, fittings, circulation area (verandah) etc | A .Every secondary school should have class room pupil ratio 1:40 and minimum 1:30<br>B. Every secondary school should have the following:   |                       |                |                       |   |   |                               |   |           |       |    |       |       |   |            |    |    |       |       |   |                |    |    |      |       |   |                       |    |    |      |       |   |              |    |    |       |       |   |         |    |    |       |       |   |                    |    |    |       |       |   |              |    |  |      |      |
|   |   | <b>Hill Area</b>   |                       |                |                       |   |   |                               |   |           |       |    |       |       |   |            |    |    |       |       |   |                |    |    |      |       |   |                       |    |    |      |       |   |              |    |    |       |       |   |         |    |    |       |       |   |                    |    |    |       |       |   |              |    |  |      |      |
|   |   | <table border="1" style="width: 100%; border-collapse: collapse;"> <thead> <tr> <th>S. No.</th> <th>Particulars</th> <th>No. of Units</th> <th>Room Size (Sq.Mtr.)</th> <th>Circulation Area (20% + Wall Area 15%) (In Sq. Mtr.)</th> <th>Total Plinth Area (Sq. Mtr.)</th> </tr> </thead> <tbody> <tr><td>1</td><td>Classroom</td><td>02/04</td><td>36</td><td>12.60</td><td>48.60</td></tr> <tr><td>2</td><td>Laboratory</td><td>01</td><td>54</td><td>18.90</td><td>72.90</td></tr> <tr><td>3</td><td>Principal Room</td><td>01</td><td>12</td><td>4.20</td><td>16.20</td></tr> <tr><td>4</td><td>Office and Staff Room</td><td>01</td><td>12</td><td>4.20</td><td>16.20</td></tr> <tr><td>5</td><td>Computer Lab</td><td>01</td><td>54</td><td>18.90</td><td>72.90</td></tr> <tr><td>6</td><td>Library</td><td>01</td><td>48</td><td>16.80</td><td>64.80</td></tr> <tr><td>7</td><td>Art and Craft Room</td><td>01</td><td>30</td><td>10.50</td><td>40.50</td></tr> <tr><td>8</td><td>Toilet Block</td><td>01</td><td></td><td>0.00</td><td>0.00</td></tr> </tbody> </table>     | S. No.                | Particulars    | No. of Units          | Room Size (Sq.Mtr.)                                   | Circulation Area (20% + Wall Area 15%) (In Sq. Mtr.)  | Total Plinth Area (Sq. Mtr.)  | 1 | Classroom | 02/04 | 36 | 12.60 | 48.60 | 2 | Laboratory | 01 | 54 | 18.90 | 72.90 | 3 | Principal Room | 01 | 12 | 4.20 | 16.20 | 4 | Office and Staff Room | 01 | 12 | 4.20 | 16.20 | 5 | Computer Lab | 01 | 54 | 18.90 | 72.90 | 6 | Library | 01 | 48 | 16.80 | 64.80 | 7 | Art and Craft Room | 01 | 30 | 10.50 | 40.50 | 8 | Toilet Block | 01 |  | 0.00 | 0.00 |
|   |   | S. No.   | Particulars           | No. of Units   | Room Size (Sq.Mtr.)   | Circulation Area (20% + Wall Area 15%) (In Sq. Mtr.)  | Total Plinth Area (Sq. Mtr.)                          |                               |   |           |       |    |       |       |   |            |    |    |       |       |   |                |    |    |      |       |   |                       |    |    |      |       |   |              |    |    |       |       |   |         |    |    |       |       |   |                    |    |    |       |       |   |              |    |  |      |      |
|   |   | 1  | Classroom             | 02/04          | 36                    | 12.60   | 48.60   |                               |   |           |       |    |       |       |   |            |    |    |       |       |   |                |    |    |      |       |   |                       |    |    |      |       |   |              |    |    |       |       |   |         |    |    |       |       |   |                    |    |    |       |       |   |              |    |  |      |      |
|   |   | 2  | Laboratory            | 01             | 54                    | 18.90   | 72.90   |                               |   |           |       |    |       |       |   |            |    |    |       |       |   |                |    |    |      |       |   |                       |    |    |      |       |   |              |    |    |       |       |   |         |    |    |       |       |   |                    |    |    |       |       |   |              |    |  |      |      |
|   |   | 3  | Principal Room        | 01             | 12                    | 4.20  | 16.20   |                               |   |           |       |    |       |       |   |            |    |    |       |       |   |                |    |    |      |       |   |                       |    |    |      |       |   |              |    |    |       |       |   |         |    |    |       |       |   |                    |    |    |       |       |   |              |    |  |      |      |
|   |   | 4  | Office and Staff Room | 01             | 12                    | 4.20  | 16.20   |                               |   |           |       |    |       |       |   |            |    |    |       |       |   |                |    |    |      |       |   |                       |    |    |      |       |   |              |    |    |       |       |   |         |    |    |       |       |   |                    |    |    |       |       |   |              |    |  |      |      |
|   |   | 5  | Computer Lab          | 01             | 54                    | 18.90   | 72.90   |                               |   |           |       |    |       |       |   |            |    |    |       |       |   |                |    |    |      |       |   |                       |    |    |      |       |   |              |    |    |       |       |   |         |    |    |       |       |   |                    |    |    |       |       |   |              |    |  |      |      |
|   |   | 6  | Library               | 01             | 48                    | 16.80   | 64.80   |                               |   |           |       |    |       |       |   |            |    |    |       |       |   |                |    |    |      |       |   |                       |    |    |      |       |   |              |    |    |       |       |   |         |    |    |       |       |   |                    |    |    |       |       |   |              |    |  |      |      |
|   |   | 7  | Art and Craft Room    | 01             | 30                    | 10.50   | 40.50   |                               |   |           |       |    |       |       |   |            |    |    |       |       |   |                |    |    |      |       |   |                       |    |    |      |       |   |              |    |    |       |       |   |         |    |    |       |       |   |                    |    |    |       |       |   |              |    |  |      |      |
|   |   | 8  | Toilet Block          | 01             |                       | 0.00  | 0.00  |                               |   |           |       |    |       |       |   |            |    |    |       |       |   |                |    |    |      |       |   |                       |    |    |      |       |   |              |    |    |       |       |   |         |    |    |       |       |   |                    |    |    |       |       |   |              |    |  |      |      |
|   |   | <b>Plain Area</b>  |                       |                |                       |   |   |                               |   |           |       |    |       |       |   |            |    |    |       |       |   |                |    |    |      |       |   |                       |    |    |      |       |   |              |    |    |       |       |   |         |    |    |       |       |   |                    |    |    |       |       |   |              |    |  |      |      |
|   |   | <table border="1" style="width: 100%; border-collapse: collapse;"> <thead> <tr> <th>S. No.</th> <th>Particulars</th> <th>No. of Units</th> <th>Room Size (Sq. Meter)</th> <th>Circulation Area (20% + Wall Area 15%) (In Sq. Meter)</th> <th>Total Plinth Area (Sq. Meter)</th> </tr> </thead> <tbody> <tr><td>1</td><td>Classroom</td><td>02/04</td><td>48</td><td>16.80</td><td>64.80</td></tr> <tr><td>2</td><td>Laboratory</td><td>01</td><td>54</td><td>18.90</td><td>72.90</td></tr> <tr><td>3</td><td>Principal Room</td><td>01</td><td>12</td><td>4.20</td><td>16.20</td></tr> <tr><td>4</td><td>Office and Staff Room</td><td>01</td><td>12</td><td>4.20</td><td>16.20</td></tr> <tr><td>5</td><td>Computer Lab</td><td>01</td><td>54</td><td>18.90</td><td>72.90</td></tr> <tr><td>6</td><td>Library</td><td>01</td><td>48</td><td>16.80</td><td>64.80</td></tr> <tr><td>7</td><td>Art and Craft Room</td><td>01</td><td>30</td><td>10.50</td><td>40.50</td></tr> <tr><td>8</td><td>Toilet Block</td><td>01</td><td></td><td>0.00</td><td>0.00</td></tr> </tbody> </table> | S. No.                | Particulars    | No. of Units          | Room Size (Sq. Meter)                                 | Circulation Area (20% + Wall Area 15%) (In Sq. Meter) | Total Plinth Area (Sq. Meter) | 1 | Classroom | 02/04 | 48 | 16.80 | 64.80 | 2 | Laboratory | 01 | 54 | 18.90 | 72.90 | 3 | Principal Room | 01 | 12 | 4.20 | 16.20 | 4 | Office and Staff Room | 01 | 12 | 4.20 | 16.20 | 5 | Computer Lab | 01 | 54 | 18.90 | 72.90 | 6 | Library | 01 | 48 | 16.80 | 64.80 | 7 | Art and Craft Room | 01 | 30 | 10.50 | 40.50 | 8 | Toilet Block | 01 |  | 0.00 | 0.00 |
|   |   | S. No.   | Particulars           | No. of Units   | Room Size (Sq. Meter) | Circulation Area (20% + Wall Area 15%) (In Sq. Meter) | Total Plinth Area (Sq. Meter)                         |                               |   |           |       |    |       |       |   |            |    |    |       |       |   |                |    |    |      |       |   |                       |    |    |      |       |   |              |    |    |       |       |   |         |    |    |       |       |   |                    |    |    |       |       |   |              |    |  |      |      |
|   |   | 1  | Classroom             | 02/04          | 48                    | 16.80   | 64.80   |                               |   |           |       |    |       |       |   |            |    |    |       |       |   |                |    |    |      |       |   |                       |    |    |      |       |   |              |    |    |       |       |   |         |    |    |       |       |   |                    |    |    |       |       |   |              |    |  |      |      |
|   |   | 2  | Laboratory            | 01             | 54                    | 18.90   | 72.90   |                               |   |           |       |    |       |       |   |            |    |    |       |       |   |                |    |    |      |       |   |                       |    |    |      |       |   |              |    |    |       |       |   |         |    |    |       |       |   |                    |    |    |       |       |   |              |    |  |      |      |
|   |   | 3  | Principal Room        | 01             | 12                    | 4.20  | 16.20   |                               |   |           |       |    |       |       |   |            |    |    |       |       |   |                |    |    |      |       |   |                       |    |    |      |       |   |              |    |    |       |       |   |         |    |    |       |       |   |                    |    |    |       |       |   |              |    |  |      |      |
|   |   | 4  | Office and Staff Room | 01             | 12                    | 4.20  | 16.20   |                               |   |           |       |    |       |       |   |            |    |    |       |       |   |                |    |    |      |       |   |                       |    |    |      |       |   |              |    |    |       |       |   |         |    |    |       |       |   |                    |    |    |       |       |   |              |    |  |      |      |
|   |   | 5  | Computer Lab          | 01             | 54                    | 18.90   | 72.90   |                               |   |           |       |    |       |       |   |            |    |    |       |       |   |                |    |    |      |       |   |                       |    |    |      |       |   |              |    |    |       |       |   |         |    |    |       |       |   |                    |    |    |       |       |   |              |    |  |      |      |
| 6   | Library   | 01   | 48                    | 16.80          | 64.80                 |   |   |                               |   |           |       |    |       |       |   |            |    |    |       |       |   |                |    |    |      |       |   |                       |    |    |      |       |   |              |    |    |       |       |   |         |    |    |       |       |   |                    |    |    |       |       |   |              |    |  |      |      |
| 7   | Art and Craft Room  | 01   | 30                    | 10.50          | 40.50                 |   |   |                               |   |           |       |    |       |       |   |            |    |    |       |       |   |                |    |    |      |       |   |                       |    |    |      |       |   |              |    |    |       |       |   |         |    |    |       |       |   |                    |    |    |       |       |   |              |    |  |      |      |
| 8   | Toilet Block  | 01   |                       | 0.00           | 0.00                  |   |   |                               |   |           |       |    |       |       |   |            |    |    |       |       |   |                |    |    |      |       |   |                       |    |    |      |       |   |              |    |    |       |       |   |         |    |    |       |       |   |                    |    |    |       |       |   |              |    |  |      |      |
| As per state PWD the cost of construction rates are below:            |   |  |                       |                |                       |   |   |                               |   |           |       |    |       |       |   |            |    |    |       |       |   |                |    |    |      |       |   |                       |    |    |      |       |   |              |    |    |       |       |   |         |    |    |       |       |   |                    |    |    |       |       |   |              |    |  |      |      |
| 1. Plain Area - Rs. 17483 Per Sq. Mtrs.                               |   |  |                       |                |                       |   |   |                               |   |           |       |    |       |       |   |            |    |    |       |       |   |                |    |    |      |       |   |                       |    |    |      |       |   |              |    |    |       |       |   |         |    |    |       |       |   |                    |    |    |       |       |   |              |    |  |      |      |
| 2. Hill Area - Rs. 20036 Per Sq. Mtrs.                                |   |  |                       |                |                       |   |   |                               |   |           |       |    |       |       |   |            |    |    |       |       |   |                |    |    |      |       |   |                       |    |    |      |       |   |              |    |    |       |       |   |         |    |    |       |       |   |                    |    |    |       |       |   |              |    |  |      |      |
| <b>Plane Area</b>   |   |  |                       |                |                       |   |   |                               |   |           |       |    |       |       |   |            |    |    |       |       |   |                |    |    |      |       |   |                       |    |    |      |       |   |              |    |    |       |       |   |         |    |    |       |       |   |                    |    |    |       |       |   |              |    |  |      |      |
| <b>basic rate for ordinary non residential building</b>               |   |  |                       | <b>6810.00</b> |                       |   |   |                               |   |           |       |    |       |       |   |            |    |    |       |       |   |                |    |    |      |       |   |                       |    |    |      |       |   |              |    |    |       |       |   |         |    |    |       |       |   |                    |    |    |       |       |   |              |    |  |      |      |
| Add for additional plinth height above 0.60 m @ RS. 200.00 per 0.30 m |   |  |                       | 400.00         |                       |   |   |                               |   |           |       |    |       |       |   |            |    |    |       |       |   |                |    |    |      |       |   |                       |    |    |      |       |   |              |    |    |       |       |   |         |    |    |       |       |   |                    |    |    |       |       |   |              |    |  |      |      |



|  |  |  |                       |  |                                |                                    |
|--|--|--|-----------------------|--|--------------------------------|------------------------------------|
|  |  | Add for extra depth of foundation above 1.20 m @ RS. 300.00 per 0.30 m   | 600.00                |  |                                |                                    |
|  |  | Add for one subsequent floor   | 410.00                |  |                                |                                    |
|  |  | Add for extra height over 3 m  | 210.00                |  |                                |                                    |
|  |  | Add for earthquake resistant structure   | 370.00                |  |                                |                                    |
|  |  | Add for anti termite treatment   | 180.00                |  |                                |                                    |
|  |  | Add for rain water harvesting @ 1%   | 68.10                 |  |                                |                                    |
|  |  | Add for internal water supply & sewerage works @ 8.00%   | 544.80                |  |                                |                                    |
|  |  | Add for internal electrical works @ 11.00%   | 749.10                |  |                                |                                    |
|  |  | Add for ceiling fan @ 4.00%  | 272.40                |  |                                |                                    |
|  |  | Add for power wiring & plug @ 3.00%  | 204.30                |  |                                |                                    |
|  |  | Add for site development @ 10.00%  | 681.00                |  |                                |                                    |
|  |  | Add for distance index (average distance taking 40km) @ 1% per 10 km   | 272.40                |  |                                |                                    |
|  |  | Add for height index (average height being below 1000 m)   | 0.00                  |  |                                |                                    |
|  |  | <b>Charges for concept planning, sketch, drawings, specifications, DPR, working drawings, soil investigations, utility shifting etc @ 4%</b> | <b>352.00</b>         |  |                                |                                    |
|  |  | <b>Total</b>   | <b>12124.10</b>       |  |                                |                                    |
|  |  | <b>Add 40% extra for inflation for 3 years</b>   | <b>16973.74</b>       |  |                                |                                    |
|  |  | <b>Contingency @ 3%</b>  | <b>509.21</b>         |  |                                |                                    |
|  |  | <b>Grand Total</b>   | <b>17482.95</b>       |  |                                |                                    |
|  |  | <b>Roundup</b>   | <b>17483.00</b>       |  |                                |                                    |
|  |  | <b>Hill Area</b>   |                       |  |                                |                                    |
|  |  | <b>basic rate for ordinary non residential building</b>  | <b>6810.00</b>        |  |                                |                                    |
|  |  | Add for additional plinth height above 0.60 m @ RS. 200.00 per 0.30 m  | 400.00                |  |                                |                                    |
|  |  | Add for extra depth of foundation above 1.20 m @ RS. 300.00 per 0.30 m   | 600.00                |  |                                |                                    |
|  |  | Add for one subsequent floor   | 410.00                |  |                                |                                    |
|  |  | Add for extra height over 3 m  | 210.00                |  |                                |                                    |
|  |  | Add for earthquake resistant structure   | 370.00                |  |                                |                                    |
|  |  | Add for anti termite treatment   | 180.00                |  |                                |                                    |
|  |  | Add for rain water harvesting @ 1%   | 68.10                 |  |                                |                                    |
|  |  | Add for internal water supply & sewerage works @ 8.00%   | 544.80                |  |                                |                                    |
|  |  | Add for internal electrical works @ 11.00%   | 749.10                |  |                                |                                    |
|  |  | Add for ceiling fan @ 4.00%  | 272.40                |  |                                |                                    |
|  |  | Add for power wiring & plug @ 3.00%  | 204.30                |  |                                |                                    |
|  |  | Add for site development @ 20.00%  | 1362.00               |  |                                |                                    |
|  |  | Add for distance index (146 km)  | 1021.50               |  |                                |                                    |
|  |  | Add for height index (average height 1500m)  | 340.50                |  |                                |                                    |
|  |  | <b>Charges for concept planning, sketch, drawings, specifications, DPR, working drawings, soil investigations, utility shifting etc @ 4%</b> | <b>352.00</b>         |  |                                |                                    |
|  |  | <b>Total</b>   | <b>13894.70</b>       |  |                                |                                    |
|  |  | <b>Add 40% extra for inflation in 3 years</b>  | <b>19452.58</b>       |  |                                |                                    |
|  |  | <b>Contingency @ 3%</b>  | <b>583.58</b>         |  |                                |                                    |
|  |  | <b>Grand Total</b>   | <b>20036.16</b>       |  |                                |                                    |
|  |  | <b>Roundup</b>   | <b>20036.00</b>       |  |                                |                                    |
|  |  | <b>Hill Area</b>   |                       |  |                                |                                    |
|  |  | <b>S. No.</b>  | <b>Particulars</b>    | <b>Unit cost for Construction (in Rs.)</b> | <b>Furniture cost (in Rs.)</b> | <b>Unit cost for C.W. (in Rs.)</b> |
|  |  | 1  | Classroom             | 973749.60                                  | 100000.00                      | 1073749.60                         |
|  |  | 2  | Laboratory            | 1460624.40                                 | 150000.00                      | 1610624.40                         |
|  |  | 3  | Principal Room        | 324583.20                                  | 40000.00                       | 364583.20                          |
|  |  | 4  | Office and Staff Room | 324583.20                                  | 40000.00                       | 364583.20                          |
|  |  | 5  | Computer Lab          | 1460624.40                                 | 40000.00                       | 1500624.40                         |
|  |  | 6  | Library               | 1298332.80                                 | 100000.00                      | 1398332.80                         |
|  |  | 7  | Art and Craft Room    | 811458.00                                  | 40000.00                       | 851458.00                          |
|  |  | 8  | Toilet Block          | 275000.00                                  | 0.00                           | 275000.00                          |

|  |   | <b>Plain Area</b>  |                       |  |                                |                                    |
|--|---|--|-----------------------|--|--------------------------------|------------------------------------|
|  |   | <b>S. No.</b>  | <b>Particulars</b>    | <b>Unit cost for Construction (in Rs.)</b> | <b>Furniture cost (in Rs.)</b> | <b>Unit cost for C.W. (in Rs.)</b> |
|  |   | 1  | Classroom             | 1132898.40                                 | 100000.00                      | 1232898.40                         |
|  |   | 2  | Laboratory            | 1274510.70                                 | 150000.00                      | 1424510.70                         |
|  |   | 3  | Principal Room        | 283224.60                                  | 40000.00                       | 323224.60                          |
|  |   | 4  | Office and Staff Room | 283224.60                                  | 40000.00                       | 323224.60                          |
|  |   | 5  | Computer Lab          | 1274510.70                                 | 40000.00                       | 1314510.70                         |
|  |   | 6  | Library               | 1132898.40                                 | 100000.00                      | 1232898.40                         |
|  |   | 7  | Art and Craft Room    | 708061.50                                  | 40000.00                       | 748061.50                          |
|  |   | 8  | Toilet Block          | 225000.00                                  | 0.00                           | 225000.00                          |
| 1.2 ADDITIONAL CLASSROOMS FOR EXISTING SCHOOLS | <p>1. Additional class rooms should be built in existing secondary school to maintain the classroom –pupil ratio 1:40</p> <p>2. Construction of additional classrooms should involve the elements of community contribution if possible</p> <p>3. Atleast two additional class rooms should be built at time</p> <p>4. Grants for additional classrooms will be available only for those schools which have existing buildings of their own</p> | <p>1. Additional class rooms should be built in existing secondary school to maintain the classroom –pupil ratio 1:40</p> <p>2. Construction of additional classrooms should involve the elements of community contribution.</p> <p>3. Atleast two additional class rooms should be built at a time.</p> <p>4. Grants for additional classrooms will be available only for those schools which have existing buildings of their own.</p> |                       |  |                                |                                    |
| 1.3 SCIENCE LABORATORY                         | 3.1 Every secondary school should have Integrated science lab (for Physics, Chemistry, Biology, Mathematics)  | 3.1 Every secondary school should have Integrated science lab(for Physics, Chemistry, Biology, Mathematics)  |                       |  |                                |                                    |
| 1.4 LAB EQUIPMENTS                             | 4.1 Science lab for secondary schools should have a necessary equipments (for Physics, Chemistry, Biology, Mathematics) to facilitate academic activities   | Necessary equipment.   |                       |  |                                |                                    |
| 1.5 PRINCIPAL ROOM                             | <p>1. Every secondary school should have one room for principal.</p> <p>2. Room will also be used for staff meeting.</p> <p>3. Principal room size should be 57 sq.mt</p> <p>4. Grants for Principal room will be available only for those schools which have existing building of their own.</p> <p>5. Grants for principal room will also be available for New schools with their building budget</p>   | <p>1. Every secondary school should have one room for principal.</p> <p>2. Room will also be used for staff meeting.</p> <p>3. Principal room size should be 16.20 sq.mt</p> <p>4. Grants for principal room will be available for New schools and upgraded school with their building budget</p>  |                       |  |                                |                                    |
| 1.6 Office room                                | <p>1. Every secondary school should have one separate room for office and office staff</p> <p>2. Office room size should be 57 sq.mt</p> <p>3. Grants for Office room will be available only for those schools which have existing building of their own.</p> <p>4. Grants for Office room</p>  | <p>1. Every secondary school should have one separate room for office and office staff</p> <p>2. Office room size should be 16.20 sq.mt</p> <p>3. Only for those schools which have existing building of their own.</p> <p>4. Grants for Office room will also be available for New schools and upgraded schools with their building budget.</p>   |                       |  |                                |                                    |

|                               | will also be available for New schools with their building budget   |  |           |               |               |                |      |      |
|-------------------------------|---|--|-----------|---------------|---------------|----------------|------|------|
| 1.7 GIRLS ACTIVITY ROOM       | <ol style="list-style-type: none"> <li>Every secondary school should have one separate Girls activity room</li> <li>Girls activity room sizes should be 57 sq.mt</li> <li>Grants for girls activity room will be available only for those schools which have existing building of their own.</li> <li>Grants for girls activity room will also be available for New schools with their building budget</li> </ol>   | <ol style="list-style-type: none"> <li>Every secondary school should have one separate Girls activity room</li> <li>Girls activity room sizes should be 66 sq.mt</li> <li>Grants for girls activity room will be available only for those schools which have existing building of their own.</li> <li>Grants for girls activity room will also be available for New schools with their building budget.</li> </ol>   |           |               |               |                |      |      |
| 1.8 COMPUTER ROOM/ LABORATORY | <ol style="list-style-type: none"> <li>Every secondary school should have one room for Computer laboratory.</li> <li>Room will be used exclusively for learning purposes</li> <li>Computer lab room size should be 104 sq.mt</li> <li>Grants for computer lab will be available only for those schools which have existing building of their own.</li> <li>Grants for computer lab will also be available for New schools with their building budget .</li> </ol> | <ol style="list-style-type: none"> <li>Every secondary school should have one room for Computer laboratory.</li> <li>Room will be used exclusively for learning purposes</li> <li>Computer lab room size should be 73 sq.mt</li> <li>Grants for computer lab will be available only for those schools which have existing building of their own.</li> <li>Grants for computer lab will also be available for new schools with their building budget.</li> <li>Laboratory Room size should be 73 sq.mt.</li> <li>Grants for laboratory will be available for the existing schools.</li> </ol> |           |               |               |                |      |      |
| 1.9 ART/ CRAFT/ CULTURAL ROOM | <ol style="list-style-type: none"> <li>Every secondary school should have one room for Art/craft.</li> <li>Room will be used for art/craft activities</li> <li>Art/craft room size should be 57 sq.mt</li> <li>Grants for art/craft room will be available only for those schools which have existing building of their own.</li> <li>Grants for art/craft will also be available for New schools with their building budget</li> </ol>                           | <ol style="list-style-type: none"> <li>Every secondary school should have one room for Art/craft.</li> <li>Room will be used for art/craft activities</li> <li>Art/craft room size should be 66 sq.mt</li> <li>Grants for art/craft room will be available only for those schools which have existing building of their own.</li> <li>Grants for art/craft will also be available for New schools with their building budget</li> </ol>  |           |               |               |                |      |      |
| 1.10. LIBRARY                 | <ol style="list-style-type: none"> <li>Every secondary school should have one room for library.</li> <li>Room should be used for reading and library purpose.</li> <li>Library room size should be 104 sq.mt</li> <li>Grants for Library will be available only for those schools which have existing building of their own.</li> <li>Grants for library will also be available for New schools with their building budget</li> </ol>                             | <ol style="list-style-type: none"> <li>Every secondary school should have one room for library.</li> <li>Room should be used for reading and library purpose.</li> <li>Library room size should be 65 sq.mt</li> <li>Grants for Library will be available only for those schools which have existing building of their own.</li> <li>Grants for library will also be available for New schools with their building budget</li> </ol>   |           |               |               |                |      |      |
| 1.11 TOILET BLOCK             | <ol style="list-style-type: none"> <li>Every secondary school should have toilet blocks for Boys and Girls separately. They should be suitable for the physically challenged.</li> <li>Separate toilet block</li> </ol>   | <ol style="list-style-type: none"> <li>One toilet cluster for every 200 children .The unit cost of toilet cluster as per PWD norms are detailed below: <table border="1" data-bbox="901 1921 1437 1980"> <thead> <tr> <th>Component</th> <th>Plain (Lakhs)</th> <th>Hilly (Lakhs)</th> </tr> </thead> <tbody> <tr> <td>Toilet cluster</td> <td>2.25</td> <td>2.75</td> </tr> </tbody> </table> </li> </ol>   | Component | Plain (Lakhs) | Hilly (Lakhs) | Toilet cluster | 2.25 | 2.75 |
| Component                     | Plain (Lakhs)   | Hilly (Lakhs)  |           |               |               |                |      |      |
| Toilet cluster                | 2.25  | 2.75   |           |               |               |                |      |      |

|  | available for male and female teachers  |   |           |               |               |               |       |       |
|--|---|---|-----------|---------------|---------------|---------------|-------|-------|
| 1.12 DRINKING WATER FACILITY                   | <ol style="list-style-type: none"> <li>Every school should have drinking water facility adequately.</li> <li>Proper drainage system should be there in every secondary school</li> </ol>  | <ol style="list-style-type: none"> <li>One Sintex tank with water tap for every 200 children. The unit cost of the water tank with one OHT as per PWD norms are detailed below:</li> </ol>  |           |               |               |               |       |       |
| 1.13 FURNITURE AND FIXTURES                    | <ol style="list-style-type: none"> <li>Furniture for class room</li> <li>Existing furniture to be repaired</li> <li>In case of condemnation, or due to deficiency, purchase of furniture for the following ,subject to the ceiling of Rs.1.00 lakh per school</li> <li>Furniture for Principal room, office room and teacher staff room.</li> <li>Luxury items should not be purchased.</li> <li>Purchases if any will be done through state owned small scale industries.</li> </ol>   | <ol style="list-style-type: none"> <li>Furniture for class room</li> <li>Existing furniture to be repaired</li> <li>In case of condemnation, or due to deficiency, purchase of furniture for the following ,subject to the ceiling of Rs.1.00 lakh per school</li> <li>Furniture for Principal room office room and teacher staff room.</li> <li>Luxury items should not be purchased.</li> <li>Purchases if any will be done through state Govt. Procurement Act.</li> <li>SMDC will be fully responsible for purchase of furniture and fixtures at school level.</li> </ol>   |           |               |               |               |       |       |
| 1.14 DEVELOPMENT OF PLAY GROUND                | <ol style="list-style-type: none"> <li>Cost for development of play ground will not exceed Rs.20,000/- per school</li> <li>Schools not having playground will use play ground in neighborhood schools or the community play ground</li> <li>Community PRIs, MP, MLA development fund can also be mobilized for the development and maintenance. Ministry of youth affairs and sports will also be approached.</li> </ol>  | <ol style="list-style-type: none"> <li>Cost for development of play ground will not exceed Rs.20,000/- per school</li> <li>Schools not having playground will use play ground in neighborhood schools or the community play ground</li> <li>Community PRIs, MP, MLA development fund can also be mobilized for the development and maintenance. Ministry of youth affairs and sports will also be approached.</li> </ol>  |           |               |               |               |       |       |
| 1.15 BOUNDARY WALL                             | <ol style="list-style-type: none"> <li>Boundary wall will be constructed, if not already constructed.</li> <li>Community, PRI's, MP's, MLA's development funds can be utilized for maintenance and construction of boundary wall</li> <li>Department of Environment and forests will be approached to develop social forestry in the schools.</li> </ol>  | <ol style="list-style-type: none"> <li>Boundary wall will be constructed, if not already constructed.</li> <li>Community, PRI's, MP's, MLA's development funds can be utilized for maintenance and construction of boundary wall.</li> <li>Department of Environment and forests will be approached to develop social forestry in the schools.</li> </ol> <p>PWD norms for conventional compound wall / running meter.</p> <table border="1"> <thead> <tr> <th>Component</th> <th>Plain (Lakhs)</th> <th>Hilly (Lakhs)</th> </tr> </thead> <tbody> <tr> <td>Compound wall</td> <td>0.025</td> <td>0.040</td> </tr> </tbody> </table>  | Component | Plain (Lakhs) | Hilly (Lakhs) | Compound wall | 0.025 | 0.040 |
| Component                                      | Plain (Lakhs)   | Hilly (Lakhs)   |           |               |               |               |       |       |
| Compound wall                                  | 0.025   | 0.040   |           |               |               |               |       |       |
| 1.16 Repairing and Renovations-Major and Minor | <ol style="list-style-type: none"> <li>Repairing and renovations will primarily be undertaken through community participation.</li> <li>On the basis of approved estimate by the department following grants may be considered under special circumstances:</li> <li>Major repairing: One time total amount of expenditure should not exceed Rs.2.00 lakh per school in case of two sections in school and Rs.4.00lakh per school in case of four sections in school</li> <li>Minor repairing:-Total amount of expenditure should not exceed</li> </ol> | <ol style="list-style-type: none"> <li>Repairing and renovations will primarily be undertaken through community participation.</li> <li>On the basis of approved estimate by the department following grants may be considered under special circumstances:</li> <li>Major repairing: One time total amount of expenditure should not exceed Rs.2.00 lakh per school in case of two sections in school and Rs.4.00lakh per school in case of four sections in school.</li> <li>School specific estimates should be prepared and actual cost will be measured than after.</li> <li>SMDC will do all kind of major repair works.</li> <li><b>Minor repairing:-</b>Total amount of expenditure should not exceed Rs.50,000 in a year.</li> <li>Following repair works can be undertaken school building, toilets, tanks, play ground, campus, conservancy services, electrical fittings, Sanitary and other fittings furniture and fixtures</li> <li>Expenditure on repair and maintenance of building would not be included for calculating civil works.</li> </ol> |           |               |               |               |       |       |

|   |   |   |
|---|---|---|
|   | <p>Rs.50,000 in a year.<br/>Following repair works can be undertaken school building, toilets, tanks, play ground, campus, conservancy services, electrical fittings, Sanitary and other fittings furniture and fixtures<br/>4. Expenditure on repair and maintenance of building would not be included for calculating civil works.<br/>5. Grants will be available for schools which have existing buildings of their own</p> | <p>5.Grants will be available for schools which have existing buildings of their own</p>  |
| 1.17 Repair/ replacement of laboratory Equipments, purchase of lab consumable article | <p>1. Fund will be available for science lab<br/>2. Replacement and repairing of laboratory equipments.<br/>3. Purchase of consumables, chemicals.<br/>4. Upkeep of laboratories<br/>5. Any other lab activity relating to science and mathematics Annual grant of Rs. 25,000/- per school per annum or as per actual requirements.</p>   | <p>1. Fund will be available for science lab<br/>2. Replacement and repairing of laboratory equipments.<br/>3. Purchase of consumables, chemicals.<br/>4. Upkeep of laboratories<br/>5. Any other lab activity relating to science and mathematics Annual grant of Rs. 25,000/- per school per annum or as per actual requirements.<br/>6. Purchase and repair of lab equipments and consumable article will be done by SMDC at school level.</p>                                     |
| 1.18 Purchase of books, periodicals, news papers etc.                                 | <p>1. Purchase of books with due reference to the lists of books recommended by the Department and SCERT<br/>2. Rs. 10,000 per annum or the actual expenditure whichever is less<br/>3. Text books and reference books for teachers should also be included.<br/>4. One time grant for purchase of books is Rs. 1.00 lakh in case of newly upgraded school or those school which do not have library.</p>                       | <p>1. Purchase of books with due reference to the lists of books recommended by the Department<br/>2. Rs.10,000 per annum or the actual expenditure whichever is less<br/>3. Text books and reference books for teachers should also be included.<br/>4. One time grant for purchase of books is Rs. 1.00 lakh in case of newly upgraded school or those schools which do not have library.<br/>5. SRG will be prepared a list of books.<br/>6. Procurement will be done by SMDC.</p> |
| 1.19 STUDY TOURS/ EXCURSION TRIPS   | <p>1. State Govt./community/parents/private sector may sponsor or contribute<br/>2. Study tours will be organized by the schools every year.<br/>3. All the willing students will be allowed to participate<br/>4. Adequate measures for safety and security of the students, especially girls will be made.<br/>5. An amount of Rs.5000/- may be allocated for the purpose.</p>  | <p>1. State Govt./community/parents/private sector may sponsor or contribute<br/>2. Study tours will be organized by the schools every year.<br/>3. All the willing students will be allowed to participate<br/>4. Adequate measures for safety and security of the students, especially girls will be made.<br/>5. An amount of Rs. 5000/- may be allocated for the purpose.</p>   |
| 1.20 SCHOOL ANNUAL GRANTS RECURRING COST  | <p><b>1.1 SPORTS:</b><br/>1. Sports equipments, uniforms etc.,<br/>2. Music/dance/cultural activity<br/>3. Painting.<br/>Grants of Rs. 5000/- will</p>  | <p><b>1.1 SPORTS:</b><br/>1. Sports equipments, uniforms etc.,<br/>2. Music/ dance/ cultural activity<br/>3. Painting.<br/>Grants of Rs. 5000/- will be allocated for the purpose.</p>  |

|   |   |   |
|---|---|---|
|   | <p>be allocated for the purpose.</p> <p><b>1.2. TEACHING AIDS:-</b></p> <ol style="list-style-type: none"> <li>Equipments for teaching geography, elective subjects Drawing equipments and painting materials.</li> <li>Maps, charts, Grants of Rs. 2000/- per teacher per annum</li> <li>To meet petty and contingent expenditure for organizing meetings, conveyance, stationeries grants of Rs.5000/- per annum</li> <li>Water, electricity charges, telephone charges, internet charges/ other grant and taxes</li> <li>Grant of Rs.20,000/- per annum or actual expenditure, whichever is less to meet water and electricity charges.</li> <li>petty repairs and maintenance –Grant for Rs.5000/- per annum</li> <li>Other expenditure-Grant of Rs. 5000/- should be given to each school</li> <li>community/PRI/Private sector may also to contribute</li> </ol>  | <p><b>1.2.TEACHING AIDS:-</b></p> <ol style="list-style-type: none"> <li>Equipments for teaching geography, elective subjects Drawing equipments and painting materials.</li> <li>Maps, charts, Grants of Rs.2000/- per teacher per annum</li> <li>To meet petty and contingent expenditure for organizing meetings, conveyance, stationeries grants of Rs.5000/- per annum</li> <li>Water, electricity charges, telephone charges, internet charges/ other grant and taxes</li> <li>Grant of Rs.15,000/- per annum or actual expenditure, whichever is less to meet water and electricity charges.</li> <li>petty repairs and maintenance –Grant for Rs.5000/- per annum</li> <li>Other expenditure-Grant of Rs. 5000/- should be given to each school</li> <li>community/PRI/Private sector may also to contribute</li> </ol>   |
| <p>1.21 TEACHERS, STAFFS AND LAB ATTENDANTS</p> | <p><b>TEACHER</b></p> <ol style="list-style-type: none"> <li>Every school should have atleast one subject teacher for each subject, two language teachers, one each for mathematics, physical science, biological science, social studies, computer science.</li> <li>Every school should have one physical education and music and craft teacher</li> <li>Every secondary school should have a minimum of 7 subject teachers and two special teachers</li> <li>Every teacher appointed should possess minimum graduation and a B.Ed. for teaching</li> <li>Every school should maintain PTR of 30:1 or less<br/>Teacher will be employed by the society implementing RMSA</li> </ol> <p><b>LAB ATTENDANT:</b></p> <ol style="list-style-type: none"> <li>One lab attendant should be employed by the society implementing RMSA.</li> </ol> <p><b>OFFICE ASSISTANT:</b></p> <ol style="list-style-type: none"> <li>Every secondary school should have one clerk (ASSISTANT GRADE III) and one peon for office works.</li> </ol> <p><b>WATCHMAN:</b></p> <p>Every secondary school</p> | <p><b>TEACHER</b></p> <ol style="list-style-type: none"> <li>Every Secondary School should have atleast one head master, one subject teacher for each subject, two language teacher, one each for mathematics, physical science, biological science, social studies,</li> <li>Every school should have one physical education and one teacher music/Drawing/craft/computer teacher.</li> <li>Every secondary school should have a minimum of 7 subject teachers.</li> <li>Every teacher appointed should possess minimum graduation and a B.Ed. for teaching.</li> <li>Every school should maintain PTR of 40:1 or less Teacher will be employed by the society implementing RMSA.</li> </ol> <p><b>LAB ATTENDANT:</b></p> <ol style="list-style-type: none"> <li>One lab attendant should be employed by the society implementing RMSA.</li> </ol> <p><b>OFFICE ASSISTANT/LIBRARIAN:</b></p> <ol style="list-style-type: none"> <li>Every secondary school should have one clerk (ASSISTANT GRADE III) and one peon for office works.</li> </ol> <p><b>WATCHMAN:</b></p> <p>Every secondary school should have one night watchman.</p> <p><b>PEON:</b></p> <p>Every Secondary School should have one Forth Class/Peon.</p> |

|  |   |  |
|--|---|--|
|  | should have one night watchman may be appointed by community/ PRI/parent teacher Association. |  |
|--|---|--|

## **(B) ICT**

### **1. Information and Communication Technology Project (ICT@School) in 625 Government School :**

The ICT Project is a centrally sponsored scheme in 90:10 share basis and is being implemented in 625 Govt. Secondary Schools of the state in first phase. The scheme was approved by Project Monitoring and Evaluation Group (PMEG), MHRD.

- **ICT lab comprising:** 1 Server, 8 computers, 1 Multi Functional Printer, web Camera, Operating System along with related software, fixed table assembly and 30 chairs in computer lab
- **Smart Class room** –comprising of 1 LCD TV 40 inches & 1 computer system, comprising of one Integrated Computer Projector, Computer table & chair
- Site Preparation (Vinyl flooring, earthing, electric & LAN cabling) of Computer Lab.
- Training for 2500 teachers to use multimedia educational content. The provision of quarterly refreshers to the teachers has also been made.
- The scheme is being monitored at State, district and School level by RMSA. Nodal officers at district level and Principal assisted by Assistant teachers looking after the project in detail. A mechanism has been devised to make the optimum use of existing resources at institution level.
- Multimedia Educational Content being provided by M/s S.CHAND & Company for 625 hard spots for 9<sup>th</sup> to 12<sup>th</sup> classes in the subject of Mathematics, Physics, Chemistry, Biology, Science, Social Science.

The separate ICT cell has been established in RMSA and the cell is being headed by the Joint Director.

**(C) IEDSS**

IEDSS scheme implemented in the state from 2010-11. According to guideline of GOI, Administrative Cell constituted at State level to exercise the work and achieve the goal of scheme. The profile of Administrative Cell as follows-

| <b>S. N.</b> | <b>Designation</b> | <b>Pay Scale/ Grade pay</b> | <b>No. of Sanctioned Post</b> |
|--------------|--------------------|-----------------------------|-------------------------------|
| 1            | Deputy Director    | 15600-39100 +6600           | 01                            |
| 2            | Psychologist       | Out Sourcing                | 01                            |
| 3            | Stenographer       | Out Sourcing                | 01                            |
| 4            | LDC                | Out Sourcing                | 01                            |

**Linkages with other departments and NGO:**

In Uttarakhand many National level institution are working in the field of disabilities. Their help are being taken in different activities of IEDSS scheme. Identification and distribution of disability certificate become possible with the help of Chief Medical Officers of respective districts. The orientation of teachers, 05 days programme conducted at district level with the help of Govt. institutions like National Institute for Visually Handicapped (NIVH), National Institute for Orthopedically Handicapped (NIOH) and NGOs working in the field of disabilities. The experts from these institutions are also the member of State Co-ordination Committee/State Resource Group (SRG).

**Institutes, Schools and NGOs Working in Uttarakhand**

| <b>SNO</b> | <b>Name of NGOs</b>                             | <b>Area of work</b>  |
|------------|---|--|
| 1          | National Institute for the Visually Handicapped | Education & Vocational Training for people with visual impairment.                           |
| 2          | Sharp Memorial School for Blind                 | Education Adult and Children with visual impairment. Foundation Course study centre M P Bhuj |



|    |   |   |
|----|---|---|
| 3  | Bajaj Institute of Hearing impairment                 | Education Children with Hearing impairment. State Resource Centre   |
| 4  | Cheshire Home   | Providing residential & other facilities to people with mental & physical disabilities, Early Intervention Centre |
| 5  | Raphael Home  | Hostel day centre for people with mental disability, Dyslexia unit  |
| 6  | Latika Roy Foundation                                 | Early Intervention through therapy and education for children with multiple disabilities                          |
| 7  | Gokul Society for Handicapped                         | Education Vocational Training & plastic Surgery Children with physical disability                                 |
| 8  | Happy Family Health care & research                   | Mental & physical disabilities, Early Intervention Centre.  |
| 9  | Karuna Vihar  | Special school for Kids with mild to moderate learning difficulties 5-14 years                                    |
| 10 | Nanhi Duniya  | Special school for Deaf & Dumb.   |
| 11 | Jyoti Mansic Viklang Vidyalaya                        | Special school for mental disability  |
| 12 | Laxman Ram Dahiya Memorial Punarvash Sanstha          | Special school for mental disability & L D.   |
| 13 | Omkeshav Swechhik Sansthan                            | Special school for mental disability & L D.   |
| 14 | Indira Gandhi Rastriya Chetna Kendra                  | Special school for physical disabilities. Foundation Course study centre M P Bhuj                                 |
| 15 | Ajaranand Ansh Vidyalaya                              | Providing residential & other facilities Education Adult and Children with visual impairment                      |
| 16 | Magal Deep Vidya Mandir Khatyari Almora               | Special school for mental disability & children with multiple disabilities  |
| 17 | Sharp Samiti Chamoli                                  | Parents Counsling. Home base training   |
| 18 | UNECS reaserch & devolepment sociaty Bilona Bageshwar | Parents Counsling. Home base training. Foundation Course study centre M P Bhuj                                    |
| 19 | U.S.R. Indu samiti Ramnagar. Nainital                 | Parents Counsling. Home base training   |
| 20 | Vijaya Public School. Naogawn Uttarkashi              | Education Genral and Children with visual impairment.   |

**Recognized training centre by Rehabilitation council of India, New Delhi in Uttarakhand**

| <b>S.No.</b> | <b>Name of Govt. Institutes/ NGOs</b>                  | <b>Mobile No.</b>        |
|--------------|--|--------------------------|
| 1            | Sharp Memorial School for The Blind, Rajpur, Dehradun  | 0135-2734238, 9319062723 |
| 2            | Raphael Home, Dehradun                                 | 0135-2673949,9897297027  |
| 3            | Indira Gandhi Rastriya Chetna Kendra, Raiwala Dehradun | 0135-2733009, 9358110664 |
| 4            | UNECS reasearch & development society Bilona Bageshwar | 9412314517               |
| 5            | DIET Dehradun  | 0135-2781572, 9412987984 |
| 6            | DIET Roorkee, Haridwar                                 | 9819224578               |
| 7            | DIET, Bheemtal, Nainital                               | 9411102206               |

**(D) Girls Hostel**

In Uttarakhand state 19 Education Block are under this scheme. 100 Girls will be enrolled in each hostel. Uttarakhand Sabhi Ke Liye Madhyamik Shiksha Parishad is implementing the scheme, presently 19 hostels are running with KGBVs. State government is bearing recurring cost and other expenditure of these girls since year 2008-2009. A separate cell will be constituted for monitoring of this scheme under state project office RMSA Uttarakhand. Similarly at the district level the district project officer will monitor the girls hostel.

**(E) Vocational Education**

**Institutions to be covered:-**

The institutions having good enrollment in Class XI have been proposed in the first phase. The subject/Trade of Automobile has been proposed after mapping with the polytechnics & I.T.Is. In some places there is great demand of skill manpower in auto sector due to increase of vehicles and transport in the hill state. State Industrial Development Corporation of Uttarakhand Limited (SIDCUL) is established and developed industrial areas in US Nagar, Haridwar and Dehradun

districts. Many industries are established in the field of Automobile, IT, Pharmaceutical etc. in these districts.

The subject/trade Tourism has been proposed due to high demand of tourist guide in Uttarakhand. H.N.B. Garhwal University (Central University) is running Graduate & Post Graduate course in Tourism. Garhwal Mandal Vikas Nigam (GMVN) & Kumaun Mandal Vikas Nigam (KMVN) which are semi Government organization of Uttarakhand are recruiting tourist guides.

### **Selection of Schools**

01 school from each hilly district and 10 schools from each plain district are proposed for new vocational school in 2013-14.

### **Criteria for Selection**

At least 25 students will be enrolled in one sector. Skill Knowledge Provides (SKP) will be nearby of school which will agree for field training and support to vocation sector in school.

### **Proposed Sectors**

1. Automobile
2. Retail
3. Security
4. IT
5. Tourism
6. Pharmaceutical (Health Care)
7. Horticulture
8. Food Processing and Preservation

National Occupation Standard Curriculum and Course Material are already prepared by MHRD and PSS Central Institute of Vocational Education (PSSCIVE), Bhopal for Automobile, Retail, Security and IT. These sectors are going on in Haryana, so Uttarakhand adopt some

curriculum and material for these 04 sectors. The State proposed 04 new Vocational subjects i.e. Tourism, Pharmaceuticals (Health Care) Horticulture and Food Processing and preservation as per demand of the society. The curriculum and subject material will be developed by state and submit to MHRD for vetting.

It has been proposed to course the 02 sectors by each school as per local need. There courses from class XI shall be introduced as optional subject in selected schools in the state. The students having enrolled in class XI would opt for any one of the subject. The courses shall commence from class XI in session 2014-15.

### **Continuous comprehensive Evaluation**

Continuous & comprehensive evaluation is a developmental process of students which emphasizes on to fold objectives. These objectives are continuity in evaluation and assessment broad based learning and behavioral outcomes on the others. This process would create an environment for teaching & learning on day to day basis. Lessen mental pressure on students and reduce cramming.

### **Provision of Infrastructure**

The selected schools are large schools having adequate no. of classrooms and ICT Labs. Availability of ICT Labs shall enable the transaction ICT skill courses. The existing classrooms and offices will utilized for these vocational subjects. However two workshop/ Laboratory have been asked for in the projects for the smooth conduct of practical.

### **Implementation Partners**

To begin this project the sate Govt. will be recommend for implementation partner following the Haryana model of NVEQF. However Industrial linkages will be established with the Technical Education Department as well as skill knowledge providers in the state.

## **Provision of Faculty & Training**

One regular vocational coordinator/Principal and four vocational teachers on contract basis for two subjects for each school would be deployed. Care would be taken to identify faculty with proper certification and experience.

The faculty shall be provided seven days In-service training and thirty days induction training with the help of National Skill Development Council (NSDC), PSSCIVE and SCERT.

## **Involvement of Industries:-**

As the ultimate consumer of the output of education and training system, industries has to play a pro active role in skill development initiatives and to support the action taken by other stakeholders in accordance with the current market needs. Keeping in view the above the provision of industries coordinator in each subject/ trade has been made on regular basis.

## **Certification**

The certification will be done by Uttarakhand Vidyalayee Shiksha Parisad, Ramnagar.

## **2.3 Proposed Intervention in the 12<sup>th</sup> plan for Development of Secondary Education (State Initiative)**

### **(A) RMSA and Girls Hostel**

- 1- Rajeev Gandhi Nayodaya Vidhyalay.
- 2- Pandit Deen Dayal Upadhyaya Shikshik Purskar Yojna.
- 3- Shailesh Matiyani Rajya Shikshak Purskar.
- 4- Balika Shiksha Pratshahan (Free Bicycle) Scheme.
- 5- RIMC Scholarship.
- 6- Sports Scholarship.
- 7- Ekikrit Scholarship.
- 8- Expansion of KGBV up to Secondary Level in non EBBs.

- 9- Eklavya Vidhyalay in ST Dominated Areas
- 10- Incentive to girls for secondary education.
- 11- Revision for curriculum
- 12- Inspire Award Scheme.

## **(B) ICT**

Government of Uttarakhand had signed a MoU with M.s. Microsoft and M.s. Intel for training of teachers and principals. As a result we could train more than 30,000 teachers who have gone through these training programmes.

M/s. S. Chand & Co. A private publisher has been entrusted with the responsibility of developing educational software in Physics, Chemistry, Biology and Mathematics subjects from class IXth to XIIth.

Coverage of 500 Schools sanctioned in 2010-11 under ICT@Schools Scheme (BOOT Model) is under process.

In addition to making use of the educational content and software available in the market with the support of World Bank, Government of Uttarakhand has undertaken e-Class Project. Under this project educational software has been developed in Physics, Chemistry, Biology and Mathematics subjects from Class IXth to XIIth by M.s. S. Chand & Co. Initially 34 Schools had been covered under e-class project and Content CDs had been provided to DIETs/DRCs. Now we are in the process to provide these content CDs to all the schools of state where computer labs have been established. E-content in all subjects would be developed in different phases of the 'ICT@Schools scheme'. E-contents/Multimedia content in all subjects will be provided to all the secondary and senior secondary schools (Govt. & Govt. Aided) of the state.

## Chapter III

### Sector Diagnosis – Current Status and Development Priorities

#### 3.1 Demands for Secondary Education

This chapter presents the analysis of the status of secondary education in Uttarakhand to assess the starting points for RMSA in the state and identify the main issues for policy and practice.

#### Data sources and limitations

The status report on secondary education in the state of Uttarakhand used the data source from the Census of India, Statistical Abstract of Uttarakhand, Selected Educational Statistics (SES) of Uttarakhand, and data collected through the data capture formats of Unified District Information System In Education (U-DISE).

In 2007, when MHRD was fine tuning RMSA, the National University of Educational Planning and Administration (NUEPA) was roped in to create a Sarva Shiksha Abhiyan (SSA) like monitoring system wherein the District Information on School Education (DISE) is instrumental. The NUEPA first developed a software viz., Secondary Education Management Information System (SEMIS) to prepare a baseline status report so that the planning for secondary education could be made at district level onwards from the year 2012-13 the DISE elementary level and the semis at the secondary level were unified and the data collected through the U-DISE.

#### Population

According to the Census 2011, the size of the state population was about 101.16 lakhs.

**Table 3.1 Population and Growth Rate**  
(Figures in lakhs)

| Year | Population | Growth | Growth Rate |
|------|------------|--------|-------------|
| 1    | 2          | 3      | 4           |
| 1981 | 57.72      | -      | -           |
| 1991 | 71.27      | 13.55  | 23.48       |
| 2001 | 84.89      | 13.61  | 19.20       |
| 2011 | 101.16     | 16.27  | 19.17       |

Table 1.2 indicates the population figure at a glance this shows that there are 963 females per 1000 male according to Census 2011. The female share in the total population of the state is about 49.05 percent. Table 1.2 shows that density of population is 189 per sq.km according to Census 2011. Population density in the 13 district of the State varies from a high of 817 per sq.km in Haridwar to a low of 41 per sq.km. in district Uttarkashi. The population is sparsely populated in hilly area and densely populated in plain areas. In terms of urbanization, about 30.91 lakhs consisting of 30.55 percent of the total population in the state are located in urban localities. The decadal population growth rate of population is 19.17% between 2001 and 2011. The geographical area of the state is about 53,483 sq.km.

### **Status of Educational Institutions in Uttarakhand**

**Table 3.2 No. of Primary and Upper Primary Schools**

| S. No. | Type Of School | No. of Schools |                    |                            |
|--------|----------------|----------------|--------------------|----------------------------|
|        |                | Primary only   | Upper Primary Only | Primary with Upper Primary |
| 1      | Governments    | 12492          | 2789               | 22                         |
| 2      | Govt. Aided    | 6              | 181                | 9                          |
| 3      | Un Aided       | 3274           | 611                | 900                        |
|        | <b>Total</b>   | <b>15772</b>   | <b>3581</b>        | <b>931</b>                 |

**Source: U-DISE 2012-13**

**Table 3.3 District wise Secondary and Hr./Sr. Secondary Schools by School Category**

| S. No. | District     | Secondary   | Higher Secondary | Total       |
|--------|--------------|-------------|------------------|-------------|
| 1      | Almora       | 133         | 187              | 320         |
| 2      | Bageshwar    | 53          | 61               | 114         |
| 3      | Chamoli      | 102         | 125              | 227         |
| 4      | Champawat    | 53          | 61               | 114         |
| 5      | Dehradun     | 133         | 298              | 431         |
| 6      | Haridwar     | 98          | 126              | 224         |
| 7      | Nainital     | 99          | 186              | 285         |
| 8      | Pauri        | 156         | 255              | 411         |
| 9      | Pithoragarh  | 113         | 127              | 240         |
| 10     | Rudraprayag  | 48          | 95               | 143         |
| 11     | Tehri        | 131         | 169              | 300         |
| 12     | U.S. Nagar   | 103         | 180              | 283         |
| 13     | Uttarkashi   | 61          | 81               | 142         |
|        | <b>Total</b> | <b>1283</b> | <b>1951</b>      | <b>3234</b> |

**Source: U-DISE 2012-13**



**Table 3.4**  
**District-wise Secondary and Hr./Sr. Secondary Schools by Funding**

Number of Schools having classes IX-X by Management/ Funding wise

| S. No. | District     | Total No. of Secondary Schools | State Govt Secondary Schools | Local Body | Central Govt Sec school or PSUs (KVS/NVS etc.) | Pvt. Aided (Contributes to the major share of the school's budget) | Pvt. Unaided |
|--------|--------------|--------------------------------|------------------------------|------------|--|--|--------------|
| 1      | ALMORA       | 320                            | 242                          | 1          | 3  | 44   | 30           |
| 2      | BAGESHWAR    | 114                            | 85                           | 0          | 2  | 16   | 11           |
| 3      | CHAMOLI      | 227                            | 182                          | 0          | 4  | 19   | 21           |
| 4      | CHAMPAWAT    | 114                            | 90                           | 0          | 4  | 6  | 14           |
| 5      | DEHRADUN     | 430                            | 156                          | 2          | 18   | 55   | 199          |
| 6      | HARIDWAR     | 220                            | 68                           | 0          | 4  | 46   | 102          |
| 7      | NAINITAL     | 283                            | 173                          | 0          | 5  | 23   | 82           |
| 8      | PAURI        | 412                            | 296                          | 1          | 3  | 71   | 33           |
| 9      | PITHORAGARH  | 240                            | 198                          | 0          | 4  | 10   | 28           |
| 10     | RUDRAPRAYAG  | 143                            | 105                          | 0          | 2  | 17   | 19           |
| 11     | TEHRI        | 300                            | 254                          | 0          | 2  | 15   | 29           |
| 12     | U.S. NAGAR   | 282                            | 118                          | 0          | 3  | 25   | 137          |
| 13     | UTTARKASHI   | 142                            | 117                          |            | 2  | 3  | 20           |
|        | <b>TOTAL</b> | <b>3227</b>                    | <b>2084</b>                  | <b>4</b>   | <b>56</b>                                      | <b>350</b>   | <b>725</b>   |

*Source: U-DISE 2012-13*

**Table 3.5**  
**Total Enrolment Status at Elementary Level (Class 1 to 8)**  
**Year 2012-2013**

| SN | Level                        | Enrollment    |               |                |
|----|------------------------------|---------------|---------------|----------------|
|    |                              | Boys          | Girls         | Total          |
| 1  | Primary (Class 1 to 5)       | 570559        | 515523        | 1086082        |
| 2  | Upper Primary (Class 6 to 8) | 299228        | 283133        | 582361         |
|    | <b>Total (Class 1 to 8)</b>  | <b>869787</b> | <b>798656</b> | <b>1668443</b> |

*Source: U-DISE 2012-13*

**Table 3.6 GER, NER, Co hart Drop Out and Overall Repetition at Elementary Level**

| S.N. | Indicators                                 | Primary | Upper Primary |
|------|--|---------|---------------|
| 1    | Gross Enrollment Ratio (GER)               | 99.00   | 87.99         |
| 2    | Net Enrollment Ratio (NER)                 | 79.81   | 64.45         |
| 3    | Dropout Rate                               | 12.84   | NA            |
| 4    | Retention Rate                             | 94.94   | 93.21         |
| 5    | Transition Rate (Primary to Upper Primary) | 94.58   |               |
| 6    | Gender Parity Index (GPI)                  | 0.90    | 0.94          |

*Source: AWP&B 2011-12*

**Table 3.7 Total Enrolment Status at Secondary Level  
(Class IX to X) Year 2011-12 & 2012-13**

| SN                 | District      | Enrolment in Classes<br>IX-X in 2011-12 |               |               | Enrolment in Classes<br>IX-X in 2012-13 |                |                |
|--------------------|---------------|---|---------------|---------------|---|----------------|----------------|
|                    |               | Boys                                    | Girls         | Total         | Boys                                    | Girls          | Total          |
| 1                  | Almora        | 14773                                   | 13980         | 28753         | 14790                                   | 14866          | 29656          |
| 2                  | Bageshwar     | 5868                                    | 5770          | 11638         | 5960                                    | 5803           | 11763          |
| 3                  | Chamoli       | 9804                                    | 8555          | 18359         | 9664                                    | 8553           | 18217          |
| 4                  | Champawat     | 5783                                    | 5034          | 10817         | 6127                                    | 5217           | 11344          |
| 5                  | Dehradun      | 29785                                   | 26055         | 55840         | 30910                                   | 26742          | 57652          |
| 6                  | Haridwar      | 29648                                   | 23098         | 52746         | 27355                                   | 28857          | 56212          |
| 7                  | Nainital      | 19456                                   | 17217         | 36673         | 20075                                   | 17195          | 37270          |
| 8                  | Pauri         | 16507                                   | 15146         | 31653         | 16213                                   | 15256          | 31469          |
| 9                  | Pithoragarh   | 12140                                   | 10519         | 22659         | 11092                                   | 9807           | 20899          |
| 10                 | Rudraprayag   | 6057                                    | 5460          | 11517         | 6214                                    | 5656           | 11870          |
| 11                 | Tehri Garhwal | 13913                                   | 14058         | 27971         | 14489                                   | 14373          | 28862          |
| 12                 | U.S. Nagar    | 31351                                   | 27261         | 58612         | 31485                                   | 27921          | 59406          |
| 13                 | Uttarkashi    | 7602                                    | 7208          | 14810         | 8032                                    | 7315           | 15347          |
| <b>Total</b>       |               | <b>202687</b>                           | <b>179361</b> | <b>382048</b> | <b>202406</b>                           | <b>187561</b>  | <b>389967</b>  |
| <b>State Govt.</b> |               | <b>98298</b>                            | <b>107412</b> | 205710        | <b>99,224</b>                           | <b>108,577</b> | <b>207,801</b> |

**Source: DISE 2011-12 & U-DISE 2012-13**

**Table 3.8 Total Enrolment Status at Hr. Sr. Secondary Level  
(Class XI to XII) Year 2011-12 & 2012-13**

| SN                 | District      | Enrolment in Classes<br>XI-XII in 2011-12 |              |        | Enrolment in Classes<br>XI-XII in 2012-13 |              |               |
|--------------------|---------------|---|--------------|--------|---|--------------|---------------|
|                    |               | Boys                                      | Girls        | Total  | Boys                                      | Girls        | Total         |
| 1                  | Almora        | 10738                                     | 11141        | 21879  | 10718                                     | 11053        | 21771         |
| 2                  | Bageshwar     | 4673                                      | 4118         | 8791   | 4694                                      | 4375         | 9069          |
| 3                  | Chamoli       | 7056                                      | 6528         | 13584  | 7186                                      | 6676         | 13862         |
| 4                  | Champawat     | 3717                                      | 3108         | 6825   | 4133                                      | 3688         | 7821          |
| 5                  | Dehradun      | 23868                                     | 22356        | 46224  | 24827                                     | 23142        | 47969         |
| 6                  | Haridwar      | 18895                                     | 15194        | 34089  | 14134                                     | 12991        | 27125         |
| 7                  | Nainital      | 13498                                     | 13069        | 26567  | 17231                                     | 18161        | 35392         |
| 8                  | Pauri         | 13839                                     | 12661        | 26500  | 15262                                     | 14295        | 29557         |
| 9                  | Pithoragarh   | 9387                                      | 7596         | 16983  | 9222                                      | 8064         | 17286         |
| 10                 | Rudraprayag   | 4866                                      | 4459         | 9325   | 4572                                      | 4404         | 8976          |
| 11                 | Tehri Garhwal | 9734                                      | 10022        | 19756  | 10076                                     | 10591        | 20667         |
| 12                 | US Nagar      | 19947                                     | 18068        | 38015  | 21324                                     | 19057        | 40381         |
| 13                 | Uttarkashi    | 5891                                      | 5171         | 11062  | 5862                                      | 5484         | 11346         |
| <b>STATE</b>       |               | <b>146109</b>                             | 133491       | 279600 | 149241                                    | 141981       | 291222        |
| <b>State Govt.</b> |               | <b>69928</b>                              | <b>76262</b> | 146190 | <b>70645</b>                              | <b>78853</b> | <b>149498</b> |

**Source: DISE 2011-12 & U-DISE 2012-13**

## 3.2 Projection of School Age Population (14-17) Age Groups)

### (A) RMSA

#### *Size of the Secondary School-Age Population*

In Uttarakhand the size of the secondary school (including higher secondary) age population particularly that of 14 to 17 year age, is about 7.72 lakhs consisting of 9.19 percent of the total population in the state in 2001 (Census 2001). The RGI projections indicate that the size of the 14-17 age group population would increase to 8.51 lakhs in 2006, 9.05 lakhs in 2009 and to 9.62 lakhs in 2012. Thereafter, by 2016, the sizes of the 14-17 age group population will 10.45 lakhs. For the secondary school age group (14-15) and higher secondary school age group (16-17), the population size was 4.13 lakhs and 3.60 lakhs respectively in 2001. The projected size would be 4.54 and 3.97 lakhs in 2006 and will increase to 5.14 and 4.48 lakhs for the respective age groups in 2012 with annual average growth rate of 1.92% for both groups.

**Table 3.9 Projected Population of 14-17 age group in Uttarakhand**

|              | 2001          | 2002          | 2003          | 2004          | 2005          | 2006          | 2007          | 2008          | 2009          | 2010          | 2011          | 2012          | 2013          | 2014           | 2015           | 2016           | 2017           |
|--------------|---------------|---------------|---------------|---------------|---------------|---------------|---------------|---------------|---------------|---------------|---------------|---------------|---------------|----------------|----------------|----------------|----------------|
| Boys         | 399024        | 406821        | 414787        | 422926        | 431242        | 439739        | 448421        | 458978        | 468406        | 478067        | 487967        | 498112        | 508510        | 519166         | 530088         | 541282         | 552757         |
| Girls        | 373602        | 380797        | 388146        | 395654        | 403323        | 411158        | 419162        | 428388        | 436996        | 445814        | 454849        | 464106        | 473592        | 483311         | 493270         | 503477         | 513936         |
| <b>Total</b> | <b>772626</b> | <b>787618</b> | <b>802934</b> | <b>818580</b> | <b>834565</b> | <b>850897</b> | <b>867582</b> | <b>887366</b> | <b>905402</b> | <b>923881</b> | <b>942816</b> | <b>962219</b> | <b>982101</b> | <b>1002477</b> | <b>1023358</b> | <b>1044759</b> | <b>1066692</b> |

**Table 3.10 DISTRICT-WISE (YEAR-WISE) TOTAL CHILD POPULATION (Age 14 & 15)**

| S<br>N | District  | A.G.<br>Rate | Year-wise |              |              |              |              |              |              |              |              |              |              |              |              |              |              |              |              |              |
|--------|-----------|--------------|-----------|--------------|--------------|--------------|--------------|--------------|--------------|--------------|--------------|--------------|--------------|--------------|--------------|--------------|--------------|--------------|--------------|--------------|
|        |           |              | 2001      | 2002         | 2003         | 2004         | 2005         | 2006         | 2007         | 2008         | 2009         | 2010         | 2011         | 2012         | 2013         | 2014         | 2015         | 2016         | 2017         |              |
| 1      | Almora    | 0.314        | B         | 16800        | 16857        | 16915        | 16972        | 17030        | 17088        | 17147        | 17205        | 17264        | 17323        | 17382        | 17441        | 17500        | 17560        | 17620        | 17680        | 17740        |
|        |           |              | G         | 17221        | 17280        | 17339        | 17398        | 17457        | 17517        | 17576        | 17636        | 17696        | 17757        | 17817        | 17878        | 17939        | 18000        | 18062        | 18123        | 18185        |
|        |           |              | <b>T</b>  | <b>34021</b> | <b>34137</b> | <b>34253</b> | <b>34370</b> | <b>34487</b> | <b>34605</b> | <b>34723</b> | <b>34841</b> | <b>34960</b> | <b>35079</b> | <b>35199</b> | <b>35319</b> | <b>35440</b> | <b>35560</b> | <b>35682</b> | <b>35803</b> | <b>35925</b> |
| 2      | Bageshwar | 1.756        | B         | 5983         | 6088         | 6195         | 6304         | 6414         | 6527         | 6642         | 6758         | 6877         | 6998         | 7121         | 7246         | 7373         | 7502         | 7634         | 7768         | 7905         |
|        |           |              | G         | 5939         | 6043         | 6149         | 6257         | 6367         | 6479         | 6593         | 6709         | 6826         | 6946         | 7068         | 7192         | 7319         | 7447         | 7578         | 7711         | 7846         |
|        |           |              | <b>T</b>  | <b>11922</b> | <b>12131</b> | <b>12344</b> | <b>12561</b> | <b>12782</b> | <b>13006</b> | <b>13235</b> | <b>13467</b> | <b>13703</b> | <b>13944</b> | <b>14189</b> | <b>14438</b> | <b>14692</b> | <b>14950</b> | <b>15212</b> | <b>15479</b> | <b>15751</b> |
| 3      | Chamoli   | 1.351        | B         | 9586         | 9716         | 9847         | 9980         | 10115        | 10251        | 10390        | 10530        | 10672        | 10817        | 10963        | 11111        | 11261        | 11413        | 11567        | 11724        | 11882        |
|        |           |              | G         | 9212         | 9336         | 9463         | 9590         | 9720         | 9851         | 9984         | 10119        | 10256        | 10395        | 10535        | 10677        | 10822        | 10968        | 11116        | 11266        | 11418        |
|        |           |              | <b>T</b>  | <b>18798</b> | <b>19052</b> | <b>19309</b> | <b>19570</b> | <b>19835</b> | <b>20103</b> | <b>20374</b> | <b>20649</b> | <b>20928</b> | <b>21211</b> | <b>21498</b> | <b>21788</b> | <b>22082</b> | <b>22381</b> | <b>22683</b> | <b>22990</b> | <b>23300</b> |
| 4      | Champawat | 0.921        | B         | 5604         | 5656         | 5708         | 5760         | 5813         | 5867         | 5921         | 5975         | 6030         | 6086         | 6142         | 6199         | 6256         | 6313         | 6371         | 6430         | 6489         |
|        |           |              | G         | 5110         | 5157         | 5205         | 5252         | 5301         | 5350         | 5399         | 5449         | 5499         | 5550         | 5601         | 5652         | 5704         | 5757         | 5810         | 5863         | 5917         |
|        |           |              | <b>T</b>  | <b>10714</b> | <b>10813</b> | <b>10912</b> | <b>11013</b> | <b>11114</b> | <b>11217</b> | <b>11320</b> | <b>11424</b> | <b>11529</b> | <b>11636</b> | <b>11743</b> | <b>11851</b> | <b>11960</b> | <b>12070</b> | <b>12181</b> | <b>12293</b> | <b>12407</b> |

|             |               |       |               |               |               |               |               |               |               |               |               |               |               |               |               |               |               |               |               |               |  |  |
|-------------|---------------|-------|---------------|---------------|---------------|---------------|---------------|---------------|---------------|---------------|---------------|---------------|---------------|---------------|---------------|---------------|---------------|---------------|---------------|---------------|--|--|
| 5           | Dehradun      | 2.471 | B             | 31438         | 32215         | 33011         | 33827         | 34662         | 35519         | 36397         | 37296         | 38218         | 39162         | 40130         | 41121         | 42137         | 43179         | 44245         | 45339         | 46459         |  |  |
|             |               |       | G             | 28244         | 28942         | 29657         | 30390         | 31141         | 31910         | 32699         | 33507         | 34335         | 35183         | 36053         | 36943         | 37856         | 38792         | 39750         | 40732         | 41739         |  |  |
|             |               |       | T             | <b>59682</b>  | <b>61157</b>  | <b>62668</b>  | <b>64216</b>  | <b>65803</b>  | <b>67429</b>  | <b>69095</b>  | <b>70803</b>  | <b>72552</b>  | <b>74345</b>  | <b>76182</b>  | <b>78065</b>  | <b>79994</b>  | <b>81970</b>  | <b>83996</b>  | <b>86071</b>  | <b>88198</b>  |  |  |
| 6           | Haridwar      | 2.63  | B             | 35636         | 36573         | 37535         | 38522         | 39535         | 40575         | 41642         | 42738         | 43862         | 45015         | 46199         | 47414         | 48661         | 49941         | 51254         | 52602         | 53986         |  |  |
|             |               |       | G             | 32277         | 33126         | 33997         | 34891         | 35809         | 36751         | 37717         | 38709         | 39727         | 40772         | 41844         | 42945         | 44074         | 45233         | 46423         | 47644         | 48897         |  |  |
|             |               |       | T             | <b>67913</b>  | <b>69699</b>  | <b>71532</b>  | <b>73413</b>  | <b>75344</b>  | <b>77326</b>  | <b>79359</b>  | <b>81447</b>  | <b>83589</b>  | <b>85787</b>  | <b>88043</b>  | <b>90359</b>  | <b>92735</b>  | <b>95174</b>  | <b>97677</b>  | <b>100246</b> | <b>102883</b> |  |  |
| 7           | Nainital      | 3.288 | B             | 19290         | 19924         | 20579         | 21256         | 21955         | 22677         | 23422         | 24193         | 24988         | 25810         | 26658         | 27535         | 28440         | 29375         | 30341         | 31339         | 32369         |  |  |
|             |               |       | G             | 17631         | 18211         | 18809         | 19428         | 20067         | 20727         | 21408         | 22112         | 22839         | 23590         | 24366         | 25167         | 25994         | 26849         | 27732         | 28643         | 29585         |  |  |
|             |               |       | T             | <b>36921</b>  | <b>38135</b>  | <b>39389</b>  | <b>40684</b>  | <b>42022</b>  | <b>43403</b>  | <b>44830</b>  | <b>46304</b>  | <b>47827</b>  | <b>49399</b>  | <b>51024</b>  | <b>52701</b>  | <b>54434</b>  | <b>56224</b>  | <b>58073</b>  | <b>59982</b>  | <b>61954</b>  |  |  |
| 8           | Pauri         | 0.387 | B             | 17572         | 17640         | 17708         | 17777         | 17846         | 17915         | 17984         | 18054         | 18123         | 18194         | 18264         | 18335         | 18406         | 18477         | 18548         | 18620         | 18692         |  |  |
|             |               |       | G             | 17399         | 17466         | 17534         | 17602         | 17670         | 17738         | 17807         | 17876         | 17945         | 18014         | 18084         | 18154         | 18224         | 18295         | 18366         | 18437         | 18508         |  |  |
|             |               |       | T             | <b>34971</b>  | <b>35106</b>  | <b>35242</b>  | <b>35379</b>  | <b>35516</b>  | <b>35653</b>  | <b>35791</b>  | <b>35929</b>  | <b>36068</b>  | <b>36208</b>  | <b>36348</b>  | <b>36489</b>  | <b>36630</b>  | <b>36772</b>  | <b>36914</b>  | <b>37057</b>  | <b>37200</b>  |  |  |
| 9           | Pithoragarh   | 1.092 | B             | 11453         | 11578         | 11704         | 11832         | 11962         | 12092         | 12224         | 12358         | 12493         | 12629         | 12767         | 12906         | 13047         | 13190         | 13334         | 13479         | 13627         |  |  |
|             |               |       | G             | 10633         | 10749         | 10866         | 10985         | 11105         | 11226         | 11349         | 11473         | 11598         | 11725         | 11853         | 11982         | 12113         | 12245         | 12379         | 12514         | 12651         |  |  |
|             |               |       | T             | <b>22086</b>  | <b>22327</b>  | <b>22571</b>  | <b>22817</b>  | <b>23067</b>  | <b>23319</b>  | <b>23573</b>  | <b>23831</b>  | <b>24091</b>  | <b>24354</b>  | <b>24620</b>  | <b>24889</b>  | <b>25160</b>  | <b>25435</b>  | <b>25713</b>  | <b>25994</b>  | <b>26278</b>  |  |  |
| 10          | Rudraprayag   | 1.344 | B             | 5646          | 5722          | 5799          | 5877          | 5956          | 6036          | 6117          | 6199          | 6282          | 6367          | 6452          | 6539          | 6627          | 6716          | 6806          | 6898          | 6991          |  |  |
|             |               |       | G             | 5687          | 5763          | 5841          | 5919          | 5999          | 6080          | 6161          | 6244          | 6328          | 6413          | 6499          | 6587          | 6675          | 6765          | 6856          | 6948          | 7041          |  |  |
|             |               |       | T             | <b>11333</b>  | <b>11485</b>  | <b>11640</b>  | <b>11796</b>  | <b>11955</b>  | <b>12115</b>  | <b>12278</b>  | <b>12443</b>  | <b>12610</b>  | <b>12780</b>  | <b>12952</b>  | <b>13126</b>  | <b>13302</b>  | <b>13481</b>  | <b>13662</b>  | <b>13846</b>  | <b>14032</b>  |  |  |
| 11          | Tehri Garhwal | 1.615 | B             | 15271         | 15518         | 15768         | 16023         | 16282         | 16545         | 16812         | 17083         | 17359         | 17640         | 17924         | 18214         | 18508         | 18807         | 19111         | 19419         | 19733         |  |  |
|             |               |       | G             | 14827         | 15066         | 15310         | 15557         | 15808         | 16064         | 16323         | 16587         | 16854         | 17127         | 17403         | 17684         | 17970         | 18260         | 18555         | 18855         | 19159         |  |  |
|             |               |       | T             | <b>30098</b>  | <b>30584</b>  | <b>31078</b>  | <b>31580</b>  | <b>32090</b>  | <b>32608</b>  | <b>33135</b>  | <b>33670</b>  | <b>34214</b>  | <b>34766</b>  | <b>35328</b>  | <b>35898</b>  | <b>36478</b>  | <b>37067</b>  | <b>37666</b>  | <b>38274</b>  | <b>38892</b>  |  |  |
| 12          | US Nagar      | 2.779 | B             | 31726         | 32608         | 33514         | 34445         | 35402         | 36386         | 37397         | 38437         | 39505         | 40603         | 41731         | 42891         | 44083         | 45308         | 46567         | 47861         | 49191         |  |  |
|             |               |       | G             | 29057         | 29864         | 30694         | 31547         | 32424         | 33325         | 34251         | 35203         | 36181         | 37187         | 38220         | 39282         | 40374         | 41496         | 42649         | 43835         | 45053         |  |  |
|             |               |       | T             | <b>60783</b>  | <b>62472</b>  | <b>64208</b>  | <b>65993</b>  | <b>67827</b>  | <b>69711</b>  | <b>71649</b>  | <b>73640</b>  | <b>75686</b>  | <b>77790</b>  | <b>79951</b>  | <b>82173</b>  | <b>84457</b>  | <b>86804</b>  | <b>89216</b>  | <b>91695</b>  | <b>94244</b>  |  |  |
| 13          | Uttarkashi    | 2.272 | B             | 7166          | 7329          | 7495          | 7666          | 7840          | 8018          | 8200          | 8386          | 8577          | 8772          | 8971          | 9175          | 9383          | 9597          | 9815          | 10038         | 10266         |  |  |
|             |               |       | G             | 6406          | 6552          | 6700          | 6853          | 7008          | 7168          | 7330          | 7497          | 7667          | 7841          | 8020          | 8202          | 8388          | 8579          | 8774          | 8973          | 9177          |  |  |
|             |               |       | T             | <b>13572</b>  | <b>13880</b>  | <b>14196</b>  | <b>14518</b>  | <b>14848</b>  | <b>15185</b>  | <b>15530</b>  | <b>15883</b>  | <b>16244</b>  | <b>16613</b>  | <b>16991</b>  | <b>17377</b>  | <b>17772</b>  | <b>18175</b>  | <b>18588</b>  | <b>19011</b>  | <b>19442</b>  |  |  |
| TOTAL STATE | 1.92          | B     | 213171        | 217264        | 221435        | 225687        | 230020        | 234436        | 238938        | 243512        | 248250        | 253143        | 258194        | 263404        | 268776        | 274311        | 279911        | 285578        | 291309        | 297106        |  |  |
|             |               | G     | 199643        | 203476        | 207383        | 211365        | 215423        | 219559        | 223774        | 229120        | 233753        | 238500        | 243363        | 248347        | 253453        | 258686        | 264049        | 269545        | 275178        |               |  |  |
|             |               | T     | <b>412814</b> | <b>420740</b> | <b>428818</b> | <b>437052</b> | <b>445443</b> | <b>453995</b> | <b>462712</b> | <b>471532</b> | <b>480463</b> | <b>489513</b> | <b>498683</b> | <b>507972</b> | <b>517381</b> | <b>525136</b> | <b>536064</b> | <b>547263</b> | <b>558742</b> | <b>570507</b> |  |  |

**Source : RGI**

**Note : Projection are as on 1<sup>st</sup> March 2010 on Annual Growth Rate**

The above table depicts that in district U.S. Nagar the annual average growth rate is high i.e. 2.78 and in district Almora the annual average growth rate is lowest i.e. 0.31 between year 1991 to 2001. In 2001 the population of 14-15 age group children is 0.68 lakhs in district Haridwar, which is highest between all the 13 districts and 0.11 lakhs in district Champawat which is lowest between all the 13 districts of Uttarakhand.

**Table 3.11 DISTRICT-WISE (YEAR-WISE) TOTAL CHILD POPULATION (Age 16 & 17)**

| S N | District | A.G. Rate | Year-wise |              |              |              |              |              |              |              |              |              |              |              |              |              |              |              |              |              |  |
|-----|----------|-----------|-----------|--------------|--------------|--------------|--------------|--------------|--------------|--------------|--------------|--------------|--------------|--------------|--------------|--------------|--------------|--------------|--------------|--------------|--|
|     |          |           | 2001      | 2002         | 2003         | 2004         | 2005         | 2006         | 2007         | 2008         | 2009         | 2010         | 2011         | 2012         | 2013         | 2014         | 2015         | 2016         | 2017         |              |  |
| 1   | Almora   | 0.314     | B         | 13590        | 13636        | 13683        | 13730        | 13776        | 13823        | 13870        | 13918        | 13965        | 14013        | 14061        | 14109        | 14157        | 14205        | 14253        | 14302        | 14351        |  |
|     |          |           | G         | 14889        | 14940        | 14991        | 15042        | 15093        | 15145        | 15196        | 15248        | 15300        | 15352        | 15405        | 15457        | 15510        | 15563        | 15616        | 15669        | 15722        |  |
|     |          |           | T         | <b>28479</b> | <b>28576</b> | <b>28674</b> | <b>28771</b> | <b>28869</b> | <b>28968</b> | <b>29067</b> | <b>29166</b> | <b>29265</b> | <b>29365</b> | <b>29465</b> | <b>29566</b> | <b>29666</b> | <b>29768</b> | <b>29869</b> | <b>29971</b> | <b>30073</b> |  |

|             |             |       |               |               |               |               |               |               |               |               |               |               |               |               |               |               |               |               |               |              |
|-------------|-------------|-------|---------------|---------------|---------------|---------------|---------------|---------------|---------------|---------------|---------------|---------------|---------------|---------------|---------------|---------------|---------------|---------------|---------------|--------------|
| 2           | Bageshwar   | 1.756 | B             | 5111          | 5201          | 5292          | 5385          | 5480          | 5576          | 5674          | 5773          | 5875          | 5978          | 6083          | 6190          | 6298          | 6409          | 6521          | 6636          | 6753         |
|             |             |       | G             | 5117          | 5207          | 5298          | 5391          | 5486          | 5582          | 5680          | 5780          | 5882          | 5985          | 6090          | 6197          | 6306          | 6416          | 6529          | 6644          | 6760         |
|             |             |       | T             | <b>10228</b>  | <b>10408</b>  | <b>10590</b>  | <b>10776</b>  | <b>10966</b>  | <b>11158</b>  | <b>11354</b>  | <b>11553</b>  | <b>11756</b>  | <b>11963</b>  | <b>12173</b>  | <b>12387</b>  | <b>12604</b>  | <b>12825</b>  | <b>13051</b>  | <b>13280</b>  | <b>13513</b> |
| 3           | Chamoli     | 1.351 | B             | 8525          | 8640          | 8757          | 8875          | 8995          | 9117          | 9240          | 9365          | 9491          | 9619          | 9749          | 9881          | 10015         | 10150         | 10287         | 10426         | 10567        |
|             |             |       | G             | 8702          | 8820          | 8939          | 9059          | 9182          | 9306          | 9432          | 9559          | 9688          | 9819          | 9952          | 10086         | 10222         | 10361         | 10501         | 10642         | 10786        |
|             |             |       | T             | <b>17227</b>  | <b>17460</b>  | <b>17696</b>  | <b>17935</b>  | <b>18177</b>  | <b>18423</b>  | <b>18671</b>  | <b>18924</b>  | <b>19179</b>  | <b>19438</b>  | <b>19701</b>  | <b>19967</b>  | <b>20237</b>  | <b>20510</b>  | <b>20787</b>  | <b>21068</b>  | <b>21353</b> |
| 4           | Champawat   | 0.921 | B             | 4423          | 4464          | 4505          | 4546          | 4588          | 4630          | 4673          | 4716          | 4760          | 4803          | 4848          | 4892          | 4937          | 4983          | 5029          | 5075          | 5122         |
|             |             |       | G             | 4284          | 4323          | 4363          | 4403          | 4444          | 4485          | 4526          | 4568          | 4610          | 4652          | 4695          | 4739          | 4782          | 4826          | 4871          | 4916          | 4961         |
|             |             |       | T             | <b>8707</b>   | <b>8787</b>   | <b>8868</b>   | <b>8950</b>   | <b>9032</b>   | <b>9115</b>   | <b>9199</b>   | <b>9284</b>   | <b>9370</b>   | <b>9456</b>   | <b>9543</b>   | <b>9631</b>   | <b>9720</b>   | <b>9809</b>   | <b>9899</b>   | <b>9991</b>   | <b>10083</b> |
| 5           | Dehradun    | 2.471 | B             | 28835         | 29548         | 30278         | 31026         | 31792         | 32578         | 33383         | 34208         | 35053         | 35919         | 36807         | 37716         | 38648         | 39603         | 40582         | 41585         | 42612        |
|             |             |       | G             | 25801         | 26439         | 27092         | 27761         | 28447         | 29150         | 29870         | 30609         | 31365         | 32140         | 32934         | 33748         | 34582         | 35436         | 36312         | 37209         | 38129        |
|             |             |       | T             | <b>54636</b>  | <b>55986</b>  | <b>57369</b>  | <b>58787</b>  | <b>60240</b>  | <b>61728</b>  | <b>63254</b>  | <b>64817</b>  | <b>66418</b>  | <b>68059</b>  | <b>69741</b>  | <b>71464</b>  | <b>73230</b>  | <b>75040</b>  | <b>76894</b>  | <b>78794</b>  | <b>80741</b> |
| 6           | Haridwar    | 2.63  | B             | 30411         | 31211         | 32032         | 32874         | 33739         | 34626         | 35537         | 36471         | 37430         | 38415         | 39425         | 40462         | 41526         | 42618         | 43739         | 44890         | 46070        |
|             |             |       | G             | 26433         | 27128         | 27842         | 28574         | 29325         | 30097         | 30888         | 31701         | 32534         | 33390         | 34268         | 35169         | 36094         | 37044         | 38018         | 39018         | 40044        |
|             |             |       | T             | <b>56844</b>  | <b>58339</b>  | <b>59873</b>  | <b>61448</b>  | <b>63064</b>  | <b>64723</b>  | <b>66425</b>  | <b>68172</b>  | <b>69965</b>  | <b>71805</b>  | <b>73693</b>  | <b>75631</b>  | <b>77621</b>  | <b>79662</b>  | <b>81757</b>  | <b>83907</b>  | <b>86114</b> |
| 7           | Nainital    | 3.288 | B             | 17073         | 17634         | 18214         | 18813         | 19432         | 20071         | 20730         | 21412         | 22116         | 22843         | 23594         | 24370         | 25171         | 25999         | 26854         | 27737         | 28649        |
|             |             |       | G             | 15155         | 15653         | 16168         | 16700         | 17249         | 17816         | 18402         | 19007         | 19632         | 20277         | 20944         | 21632         | 22344         | 23078         | 23837         | 24621         | 25430        |
|             |             |       | T             | <b>32228</b>  | <b>33288</b>  | <b>34382</b>  | <b>35513</b>  | <b>36680</b>  | <b>37886</b>  | <b>39132</b>  | <b>40419</b>  | <b>41748</b>  | <b>43120</b>  | <b>44538</b>  | <b>46003</b>  | <b>47515</b>  | <b>49077</b>  | <b>50691</b>  | <b>52358</b>  | <b>54079</b> |
| 8           | Pauri       | 0.387 | B             | 16757         | 16822         | 16887         | 16952         | 17018         | 17084         | 17150         | 17216         | 17283         | 17350         | 17417         | 17484         | 17552         | 17620         | 17688         | 17757         | 17825        |
|             |             |       | G             | 16535         | 16599         | 16663         | 16728         | 16792         | 16857         | 16923         | 16988         | 17054         | 17120         | 17186         | 17253         | 17319         | 17386         | 17454         | 17521         | 17589        |
|             |             |       | T             | <b>33292</b>  | <b>33421</b>  | <b>33550</b>  | <b>33680</b>  | <b>33810</b>  | <b>33941</b>  | <b>34073</b>  | <b>34204</b>  | <b>34337</b>  | <b>34470</b>  | <b>34603</b>  | <b>34737</b>  | <b>34871</b>  | <b>35006</b>  | <b>35142</b>  | <b>35278</b>  | <b>35414</b> |
| 9           | Pithoragarh | 1.092 | B             | 9884          | 9992          | 10101         | 10211         | 10323         | 10436         | 10550         | 10665         | 10781         | 10899         | 11018         | 11138         | 11260         | 11383         | 11507         | 11633         | 11760        |
|             |             |       | G             | 9063          | 9162          | 9262          | 9363          | 9465          | 9569          | 9673          | 9779          | 9886          | 9994          | 10103         | 10213         | 10325         | 10437         | 10551         | 10667         | 10783        |
|             |             |       | T             | <b>18947</b>  | <b>19154</b>  | <b>19363</b>  | <b>19575</b>  | <b>19788</b>  | <b>20004</b>  | <b>20223</b>  | <b>20444</b>  | <b>20667</b>  | <b>20893</b>  | <b>21121</b>  | <b>21351</b>  | <b>21584</b>  | <b>21820</b>  | <b>22058</b>  | <b>22299</b>  | <b>22543</b> |
| 10          | Rudraprayag | 1.344 | B             | 5294          | 5365          | 5437          | 5510          | 5584          | 5659          | 5736          | 5813          | 5891          | 5970          | 6050          | 6131          | 6214          | 6297          | 6382          | 6468          | 6555         |
|             |             |       | G             | 5414          | 5487          | 5561          | 5635          | 5711          | 5788          | 5866          | 5944          | 6024          | 6105          | 6187          | 6270          | 6355          | 6440          | 6527          | 6614          | 6703         |
|             |             |       | T             | <b>10708</b>  | <b>10852</b>  | <b>10998</b>  | <b>11146</b>  | <b>11295</b>  | <b>11447</b>  | <b>11601</b>  | <b>11757</b>  | <b>11915</b>  | <b>12075</b>  | <b>12237</b>  | <b>12402</b>  | <b>12569</b>  | <b>12737</b>  | <b>12909</b>  | <b>13082</b>  | <b>13258</b> |
| 11          | Tehri       | 1.615 | B             | 12969         | 13178         | 13391         | 13608         | 13827         | 14051         | 14278         | 14508         | 14742         | 14981         | 15222         | 15468         | 15718         | 15972         | 16230         | 16492         | 16758        |
|             |             |       | G             | 13458         | 13675         | 13896         | 14121         | 14349         | 14580         | 14816         | 15055         | 15298         | 15545         | 15796         | 16052         | 16311         | 16574         | 16842         | 17114         | 17390        |
|             |             |       | T             | <b>26427</b>  | <b>26854</b>  | <b>27287</b>  | <b>27728</b>  | <b>28176</b>  | <b>28631</b>  | <b>29093</b>  | <b>29563</b>  | <b>30041</b>  | <b>30526</b>  | <b>31019</b>  | <b>31520</b>  | <b>32029</b>  | <b>32546</b>  | <b>33072</b>  | <b>33606</b>  | <b>34149</b> |
| 12          | US Nagar    | 2.779 | B             | 26787         | 27531         | 28297         | 29083         | 29891         | 30722         | 31576         | 32453         | 33355         | 34282         | 35234         | 36214         | 37220         | 38254         | 39317         | 40410         | 41533        |
|             |             |       | G             | 23409         | 24060         | 24728         | 25415         | 26122         | 26848         | 27594         | 28360         | 29149         | 29959         | 30791         | 31647         | 32526         | 33430         | 34359         | 35314         | 36296        |
|             |             |       | T             | <b>50196</b>  | <b>51591</b>  | <b>53025</b>  | <b>54498</b>  | <b>56013</b>  | <b>57569</b>  | <b>59169</b>  | <b>60813</b>  | <b>62503</b>  | <b>64240</b>  | <b>66026</b>  | <b>67861</b>  | <b>69746</b>  | <b>71685</b>  | <b>73677</b>  | <b>75724</b>  | <b>77829</b> |
| 13          | Uttarkashi  | 2.272 | B             | 6194          | 6335          | 6479          | 6626          | 6776          | 6930          | 7088          | 7249          | 7414          | 7582          | 7754          | 7930          | 8111          | 8295          | 8483          | 8676          | 8873         |
|             |             |       | G             | 5699          | 5828          | 5961          | 6096          | 6235          | 6377          | 6521          | 6670          | 6821          | 6976          | 7135          | 7297          | 7462          | 7632          | 7805          | 7983          | 8164         |
|             |             |       | T             | <b>11893</b>  | <b>12163</b>  | <b>12440</b>  | <b>12722</b>  | <b>13011</b>  | <b>13307</b>  | <b>13609</b>  | <b>13918</b>  | <b>14235</b>  | <b>14558</b>  | <b>14889</b>  | <b>15227</b>  | <b>15573</b>  | <b>15927</b>  | <b>16289</b>  | <b>16659</b>  | <b>17037</b> |
| TOTAL STATE | 1.92        | B     | 185853        | 189557        | 193352        | 197239        | 201222        | 205302        | 209483        | 213767        | 218156        | 222654        | 227263        | 231987        | 236827        | 241789        | 246874        | 252086        | 257428        |              |
|             |             | G     | 173959        | 177321        | 180763        | 184289        | 187900        | 191599        | 195387        | 199268        | 203242        | 207314        | 211486        | 215760        | 220138        | 224625        | 229221        | 233932        | 238758        |              |
|             |             | T     | <b>359812</b> | <b>366878</b> | <b>374115</b> | <b>381529</b> | <b>389122</b> | <b>396901</b> | <b>404870</b> | <b>413034</b> | <b>421398</b> | <b>429968</b> | <b>438749</b> | <b>447746</b> | <b>456966</b> | <b>466413</b> | <b>476095</b> | <b>486017</b> | <b>496186</b> |              |

**Source : RGI**

**Note: Projection are as on 1<sup>st</sup> March 2010 on Annual Growth Rate.**

The above table depicts that in district U.S. Nagar the annual average growth rate is high i.e. 2.78 and in district Almora the annual average growth rate is lowest i.e. 0.31 between 1991 to 2001. In 2001 the population of 16-17 age group children is 0.57 lakhs in district Haridwar and 0.55 lakhs in Dehradun, which is highest between all

the 13 districts and 0.09 lakhs in district Champawat which is lowest between all the 13 districts of Uttarakhand. The proportion of girls population is 48.35% in 2001, 48.26% in 2006 and 48.19% in 2012 which indicate that the share of girls population is slightly declining year by year in Uttarakhand.

### Population of Social Groups

The total population of Uttarakhand, according to Census 2001 is 84.89 lakhs, out of which 4.86% children are from 14-15 age group. The percentage of the children of social group (SC/ST) is 21.39% out of the total population of children belonging the age group of 14-15.

**Table 3.12 District-wise Social Group wise 14-15 age group population**

| S<br>N | District    | Daca<br>d<br>G.Ra<br>te | Total Population |         |         | Population 14 & 15 Age Group (Location Wise) 2001 |        |        |       |       |        |        |        |        | Population 14 & 15 Age Group<br>(Cast Wise) 2001 |       |       |      |      |       |
|--------|-------------|-------------------------|------------------|---------|---------|---|--------|--------|-------|-------|--------|--------|--------|--------|--|-------|-------|------|------|-------|
|        |             |                         |                  |         |         | Rural   |        |        | Urban |       |        | Total  |        |        | SC   |       |       | ST   |      |       |
|        |             |                         | Male             | Female  | Total   | M   | F      | Total  | M     | F     | Total  | M      | F      | Total  | M  | F     | Total | M    | F    | Total |
| 1      | Almora      | 3.14                    | 293848           | 336719  | 630567  | 15494   | 16096  | 31590  | 1306  | 1125  | 2431   | 16800  | 17221  | 34021  | 3947   | 3957  | 7904  | 31   | 29   | 60    |
| 2      | Bageshwar   | 17.56                   | 118510           | 130952  | 249462  | 5802  | 5774   | 11576  | 181   | 165   | 346    | 5983   | 5939   | 11922  | 1672   | 1559  | 3231  | 39   | 47   | 86    |
| 3      | Chamoli     | 13.51                   | 183745           | 186614  | 370359  | 8210  | 8134   | 16344  | 1376  | 1078  | 2454   | 9586   | 9212   | 18798  | 1877   | 1751  | 3628  | 249  | 237  | 486   |
| 4      | Champawat   | 9.21                    | 111084           | 113458  | 224542  | 4694  | 4364   | 9058   | 910   | 746   | 1656   | 5604   | 5110   | 10714  | 917  | 847   | 1764  | 17   | 13   | 30    |
| 5      | Dehradun    | 24.71                   | 679583           | 602560  | 1282143 | 15230   | 13832  | 29062  | 16208 | 14412 | 30620  | 31438  | 28244  | 59682  | 4451   | 3955  | 8406  | 2438 | 2337 | 4775  |
| 6      | Haridwar    | 26.30                   | 776021           | 671166  | 1447187 | 24647   | 22448  | 47095  | 10989 | 9829  | 20818  | 35636  | 32277  | 67913  | 7723   | 6939  | 14662 | 77   | 52   | 129   |
| 7      | Nainital    | 32.88                   | 400254           | 362655  | 762909  | 12010   | 11360  | 23370  | 7280  | 6271  | 13551  | 19290  | 17631  | 36921  | 3721   | 3575  | 7296  | 127  | 112  | 239   |
| 8      | Pauri       | 3.87                    | 331061           | 366017  | 697078  | 15344   | 15523  | 30867  | 2228  | 1876  | 4104   | 17572  | 17399  | 34971  | 2821   | 2815  | 5636  | 31   | 32   | 63    |
| 9      | Pithoragarh | 10.92                   | 227615           | 234674  | 462289  | 9870  | 9361   | 19231  | 1583  | 1272  | 2855   | 11453  | 10633  | 22086  | 2796   | 2464  | 5260  | 447  | 427  | 874   |
| 10     | Rudraprayag | 13.44                   | 107535           | 119904  | 227439  | 5580  | 5657   | 11237  | 66    | 30    | 96     | 5646   | 5687   | 11333  | 1053   | 983   | 2036  | 1    | 1    | 2     |
| 11     | Tehri       | 16.15                   | 295168           | 309579  | 604747  | 13862   | 13771  | 27633  | 1409  | 1056  | 2465   | 15271  | 14827  | 30098  | 2245   | 2179  | 4424  | 8    | 6    | 14    |
| 12     | US Nagar    | 27.79                   | 649484           | 586130  | 1235614 | 21011   | 19420  | 40431  | 10715 | 9637  | 20352  | 31726  | 29057  | 60783  | 4162   | 3806  | 7968  | 3115 | 3000 | 6115  |
| 13     | Uttarkashi  | 22.72                   | 152016           | 142997  | 295013  | 6501  | 5937   | 12438  | 665   | 469   | 1134   | 7166   | 6406   | 13572  | 1620   | 1450  | 3070  | 70   | 58   | 128   |
|        | STATE       |                         | 4325924          | 4163425 | 8489349 | 158255  | 151677 | 309932 | 54916 | 47966 | 102882 | 213171 | 199643 | 412814 | 39005  | 36280 | 75285 | 6650 | 6351 | 13001 |

**Source : Census 2001**

The above table indicates that 67.72% 14 to 15 age group children are from rural areas and only 32.28 % children belongs to urban areas in the State in 2001. The preposition of SC community children among the State is 18.24% and ST children is 3.15% out of the total population of 14 to 15 age group children.

**Table 3.13 Age Group 16-17 child population**

| S<br>N | District    | Dacard<br>G.Rate | Total Population |         |         | Population 16 & 17 Age Group (Location Wise) 2001 |        |        |       |       |       |        |        |        | Population 16 & 17 Age Group<br>(Cast Wise) 2001 |       |       |      |      |       |
|--------|-------------|------------------|------------------|---------|---------|---|--------|--------|-------|-------|-------|--------|--------|--------|--|-------|-------|------|------|-------|
|        |             |                  |                  |         |         | Rural   |        |        | Urban |       |       | Total  |        |        | SC   |       |       | ST   |      |       |
|        |             |                  | Male             | Female  | Total   | M   | F      | Total  | M     | F     | Total | M      | F      | Total  | M  | F     | Total | M    | F    | Total |
| 1      | Almora      | 3.14             | 293848           | 336719  | 630567  | 12195   | 13916  | 26111  | 1395  | 973   | 2368  | 13590  | 14889  | 28479  | 2920   | 3098  | 6018  | 22   | 16   | 38    |
| 2      | Bageshwar   | 17.56            | 118510           | 130952  | 249462  | 4939  | 4955   | 9894   | 172   | 162   | 334   | 5111   | 5117   | 10228  | 1282   | 1209  | 2491  | 29   | 45   | 74    |
| 3      | Chamoli     | 13.51            | 183745           | 186614  | 370359  | 7179  | 7670   | 14849  | 1346  | 1032  | 2378  | 8525   | 8702   | 17227  | 1588   | 1513  | 3101  | 257  | 273  | 530   |
| 4      | Champawat   | 9.21             | 111084           | 113458  | 224542  | 3600  | 3664   | 7264   | 823   | 620   | 1443  | 4423   | 4284   | 8707   | 698  | 604   | 1302  | 14   | 13   | 27    |
| 5      | Dehradun    | 24.71            | 679583           | 602560  | 1282143 | 13519   | 12282  | 25801  | 15316 | 13519 | 28835 | 28835  | 25801  | 54636  | 3988   | 3656  | 7644  | 1989 | 1916 | 3905  |
| 6      | Haridwar    | 26.30            | 776021           | 671166  | 1447187 | 20153   | 17748  | 37901  | 10258 | 8685  | 18943 | 30411  | 26433  | 56844  | 6416   | 5514  | 11930 | 60   | 46   | 106   |
| 7      | Nainital    | 32.88            | 400254           | 362655  | 762909  | 10688   | 9605   | 20293  | 6385  | 5550  | 11935 | 17073  | 15155  | 32228  | 3302   | 2801  | 6103  | 128  | 129  | 257   |
| 8      | Pauri       | 3.87             | 331061           | 366017  | 697078  | 14451   | 14678  | 29129  | 2306  | 1857  | 4163  | 16757  | 16535  | 33292  | 2509   | 2335  | 4844  | 24   | 19   | 43    |
| 9      | Pithoragarh | 10.92            | 227615           | 234674  | 462289  | 8317  | 7911   | 16228  | 1567  | 1152  | 2719  | 9884   | 9063   | 18947  | 2352   | 1928  | 4280  | 393  | 417  | 810   |
| 10     | Rudraprayag | 13.44            | 107535           | 119904  | 227439  | 5231  | 5379   | 10610  | 63    | 35    | 98    | 5294   | 5414   | 10708  | 931  | 860   | 1791  | 3    | 2    | 5     |
| 11     | Tehri       | 16.15            | 295168           | 309579  | 604747  | 11642   | 12512  | 24154  | 1327  | 946   | 2273  | 12969  | 13458  | 26427  | 1743   | 1703  | 3446  | 11   | 10   | 21    |
| 12     | US Nagar    | 27.79            | 649484           | 586130  | 1235614 | 17684   | 15592  | 33276  | 9103  | 7817  | 16920 | 26787  | 23409  | 50196  | 3553   | 2783  | 6336  | 2537 | 2710 | 5247  |
| 13     | Uttarkashi  | 22.72            | 152016           | 142997  | 295013  | 5538  | 5261   | 10799  | 656   | 438   | 1094  | 6194   | 5699   | 11893  | 1360   | 1214  | 2574  | 79   | 62   | 141   |
|        | STATE       |                  | 4325924          | 4163425 | 8489349 | 135136  | 131173 | 266309 | 50717 | 42786 | 93503 | 185853 | 173959 | 359812 | 32642  | 29218 | 61860 | 5546 | 5658 | 11204 |

**Source : Census 2001**

The above table indicate that 74.01% 16 to 17 age group children are from rural areas and only 25.99% children belongs to urban areas in the State in 2001. The proposition of SC community children among the State is 16.94% and proposition of ST children is 3.06% out of the total population of 16 to 17 age group children.

**Table 3.14 Age Group 14-17 child population**

| S<br>N | District    | Dacard<br>G.Rate | Total Population |         |         | Population 14 & 17 Age Group (Location Wise) 2001 |        |        |        |       |        |        |        |        | Population 14 & 17 Age Group<br>(Cast Wise) 2001 |       |        |       |       |       |
|--------|-------------|------------------|------------------|---------|---------|---|--------|--------|--------|-------|--------|--------|--------|--------|--|-------|--------|-------|-------|-------|
|        |             |                  |                  |         |         | Rural   |        |        | Urban  |       |        | Total  |        |        | SC   |       |        | ST    |       |       |
|        |             |                  | Male             | Female  | Total   | M   | F      | Total  | M      | F     | Total  | M      | F      | Total  | M  | F     | Total  | M     | F     | Total |
| 1      | Almora      | 3.14             | 293848           | 336719  | 630567  | 27689   | 30012  | 57701  | 2701   | 2098  | 4799   | 30390  | 32110  | 62500  | 6867   | 7055  | 13922  | 53    | 45    | 98    |
| 2      | Bageshwar   | 17.56            | 118510           | 130952  | 249462  | 10741   | 10729  | 21470  | 353    | 327   | 680    | 11094  | 11056  | 22150  | 2954   | 2768  | 5722   | 68    | 92    | 160   |
| 3      | Chamoli     | 13.51            | 183745           | 186614  | 370359  | 15389   | 15804  | 31193  | 2722   | 2110  | 4832   | 18111  | 17914  | 36025  | 3465   | 3264  | 6729   | 506   | 510   | 1016  |
| 4      | Champawat   | 9.21             | 111084           | 113458  | 224542  | 8294  | 8028   | 16322  | 1733   | 1366  | 3099   | 10027  | 9394   | 19421  | 1615   | 1451  | 3066   | 31    | 26    | 57    |
| 5      | Dehradun    | 24.71            | 679583           | 602560  | 1282143 | 28749   | 26114  | 54863  | 31524  | 27931 | 59455  | 60273  | 54045  | 114318 | 8439   | 7611  | 16050  | 4427  | 4253  | 8680  |
| 6      | Haridwar    | 26.30            | 776021           | 671166  | 1447187 | 44800   | 40196  | 84996  | 21247  | 18514 | 39761  | 66047  | 58710  | 124757 | 14139  | 12453 | 26592  | 137   | 98    | 235   |
| 7      | Nainital    | 32.88            | 400254           | 362655  | 762909  | 22698   | 20965  | 43663  | 13665  | 11821 | 25486  | 36363  | 32786  | 69149  | 7023   | 6376  | 13399  | 255   | 241   | 496   |
| 8      | Pauri       | 3.87             | 331061           | 366017  | 697078  | 29795   | 30201  | 59996  | 4534   | 3733  | 8267   | 34329  | 33934  | 68263  | 5330   | 5150  | 10480  | 55    | 51    | 106   |
| 9      | Pithoragarh | 10.92            | 227615           | 234674  | 462289  | 18187   | 17272  | 35459  | 3150   | 2424  | 5574   | 21337  | 19696  | 41033  | 5148   | 4392  | 9540   | 840   | 844   | 1684  |
| 10     | Rudraprayag | 13.44            | 107535           | 119904  | 227439  | 10811   | 11036  | 21847  | 129    | 65    | 194    | 10940  | 11101  | 22041  | 1984   | 1843  | 3827   | 4     | 3     | 7     |
| 11     | Tehri       | 16.15            | 295168           | 309579  | 604747  | 25504   | 26283  | 51787  | 2736   | 2002  | 4738   | 28240  | 28285  | 56525  | 3988   | 3882  | 7870   | 19    | 16    | 35    |
| 12     | US Nagar    | 27.79            | 649484           | 586130  | 1235614 | 38695   | 35012  | 73707  | 19818  | 17454 | 37272  | 58513  | 52466  | 110979 | 7715   | 6589  | 14304  | 5652  | 5710  | 11362 |
| 13     | Uttarkashi  | 22.72            | 152016           | 142997  | 295013  | 12039   | 11198  | 23237  | 1321   | 907   | 2228   | 13360  | 12105  | 25465  | 2980   | 2664  | 5644   | 149   | 120   | 269   |
|        | STATE       |                  | 4325924          | 4163425 | 8489349 | 293391  | 282850 | 576241 | 105633 | 90752 | 196385 | 399024 | 373602 | 772626 | 71647  | 65498 | 137145 | 12196 | 12009 | 24205 |

**Source : Census 2001**

The above table shows that 74.61% of 14 to 17 age group children are from rural areas and only 25.39 % children belongs to

urban areas in the State in 2001. The proportion of SC community children among the State is 17.75% and ST children are 3.11% out of the total population of 14 to 17 age group children. In district Haridwar the percentage of SC children is highest and in Champawat it is lowest. The percentage of ST children is highest in U.S. Nagar and lowest in district Rudraprayag of Uttarakhand.

### 3.3 Current Status of Secondary Education

#### (A) RMSA

##### Participation and Enrolments in Uttarakhand

The participation of concerned age group (14/15 and 16/17) children in the secondary and higher secondary education is indicated by their enrolment and attendance. The table given below presents the rate of enrolment in the secondary and higher secondary classes of boys and girls in Uttarakhand. Herein, it is to be noted that the enrolment figures includes both over-aged and under-aged to the concerned age groups.

**Table 3.15 Year wise enrolment in secondary and higher secondary level**

| Class        | 2010-11       |               |               | 2011-12       |               |               | 2012-13       |               |               |
|--------------|---------------|---------------|---------------|---------------|---------------|---------------|---------------|---------------|---------------|
|              | Boys          | Girls         | Total         | Boys          | Girls         | Total         | Boys          | Girls         | Total         |
| IX           | 98149         | 85968         | 184117        | 100780        | 87834         | 188614        | <b>100738</b> | <b>92991</b>  | 193729        |
| X            | 97549         | 83217         | 180766        | 101907        | 90927         | 192834        | <b>101668</b> | <b>94570</b>  | 196238        |
| <b>Total</b> | <b>195698</b> | <b>169185</b> | <b>364883</b> | <b>202687</b> | <b>178761</b> | <b>381448</b> | <b>202406</b> | <b>187561</b> | <b>389967</b> |
| XI           | 70846         | 64369         | 135215        | 74901         | 66440         | 141341        | 76348         | 73284         | 149632        |
| XII          | 71916         | 60013         | 131929        | 72000         | 67051         | 139051        | 72893         | 68997         | 141590        |
| <b>Total</b> | <b>142762</b> | <b>124382</b> | <b>267144</b> | <b>146901</b> | <b>133491</b> | <b>280392</b> | <b>149241</b> | <b>142281</b> | <b>291222</b> |

**Source: SEMIS, 2009-10, Dise 2011-12 & U-Dise 2012-13**

This reveals that the total enrolment at secondary level is 245229 in 2006-07 and it increased 389120 in 2012-13. The total enrolment at higher secondary level was 142796 in 2006-07. This has increased to 291222 in 2012-13.



**Table 3.16 Enrolment by Class, Gender and Social Category**

| Category                       | Class IX     |              |               | Class X       |              |               | Class XI     |              |               | Class XII    |              |               |
|--------------------------------|--------------|--------------|---------------|---------------|--------------|---------------|--------------|--------------|---------------|--------------|--------------|---------------|
|                                | Boys         | Girls        | Total         | Boys          | Girls        | Total         | Boys         | Girls        | Total         | Boys         | Girls        | Total         |
| 1                              | 2            | 3            | 4             | 5             | 6            | 7             | 8            | 9            | 10            | 11           | 12           | 13            |
| <b>As on 30th Sept 2012-13</b> |              |              |               |               |              |               |              |              |               |              |              |               |
| General                        | 54738        | 49741        | 104479        | 57840         | 52616        | 110456        | 47135        | 44337        | 91472         | 45723        | 42765        | 88488         |
| SC                             | 22044        | 19988        | 42032         | 21176         | 19472        | 40648         | 13603        | 12722        | 26325         | 12372        | 11057        | 23429         |
| ST                             | 3281         | 3236         | 6517          | 3323          | 3530         | 6853          | 2612         | 2813         | 5425          | 2765         | 2542         | 5307          |
| OBC                            | 19788        | 19636        | 39424         | 19260         | 19451        | 38711         | 12998        | 13412        | 26410         | 12033        | 12333        | 24366         |
| <b>Total</b>                   | <b>99851</b> | <b>92601</b> | <b>192452</b> | <b>101599</b> | <b>95069</b> | <b>196668</b> | <b>76348</b> | <b>73284</b> | <b>149632</b> | <b>72893</b> | <b>68697</b> | <b>141590</b> |

**Source: U-Dise 2012-13**

The enrolment of SC children in 2012-13 is 21.2%, ST children 3.4% and OBC is 21.1% in the secondary level. While at higher secondary level the participation is 17.1 of SC, 3.70% of ST and 17.40% of OBC in year 2012-13.

**Table 3.17 Age Specific enrolment in secondary**

| Age       | Class 9 |       |       | Class 10 |       |       | Total |       |        |
|-----------|---------|-------|-------|----------|-------|-------|-------|-------|--------|
|           | Boys    | Girls | Total | Boys     | Girls | Total | Boys  | Girls | Total  |
| <b>14</b> | 30768   | 29117 | 59885 | 38696    | 32563 | 71259 | 69464 | 61680 | 131144 |
| <b>15</b> | 15519   | 15678 | 31597 | 31740    | 29682 | 61422 | 47259 | 45360 | 93019  |

**Source : U-DISE 2012-13**

The share of 14 and 15 year age children in total enrolment at secondary level is 57.60%. The population of girls enrolment in 14 and 15 age group children out of the total enrolment is 57.14%.

**Table 3.18 Age Specific enrolment in higher secondary level**

| Age       | Class 11 |       |       | Class 12 |       |       | Total |       |       |
|-----------|----------|-------|-------|----------|-------|-------|-------|-------|-------|
|           | Boys     | Girls | Total | Boys     | Girls | Total | Boys  | Girls | Total |
| <b>16</b> | 23206    | 22544 | 45750 | 25205    | 20716 | 45921 | 48411 | 43260 | 91671 |
| <b>17</b> | 13708    | 13742 | 27450 | 21603    | 20874 | 42477 | 35311 | 34616 | 69927 |

**Source : U-DISE 2012-13**

The share of 16 and 17 year age children in total enrolment at higher secondary level is 55.48%. The share of girls enrolment in total 16 and 17 age group children out of the total enrolment is 54.7%.

**Gross and Net Enrolment Ratio (GER and NER) of Secondary Classes in Uttarakhand for year 2012-13**

This table shows that the Gross enrolment ratio (GER) of secondary classes is the percentage of students enrolled (all ages) in the secondary classes to the secondary school age population (14/15 years age) in a year. According to SEMIS data, there are about 3.89 lakhs children enrolled during 2012-13 for the secondary (IX and X) classes in Uttarakhand. By gender break-up, there are 201450 and 187670 respectively of male and female children enrolled for the secondary classes in the state during 2012-13. The RGI projections for the secondary school age population are as on 1<sup>st</sup> March. Taking the projections of secondary school age population for years 2012 and 2013.

The gross enrolment ratio (GER) of secondary schooling in the state is about 78.64 percent during 2012-13. The gender-wise gross enrolment ratio (GER) of secondary school age male and female children is 75.83% and 75.42% respectively in the state.

**Table 3.19 District wise GER**

| S. No. | District     | GER           |              |              |              |              |              |              |              |              |
|--------|--------------|---------------|--------------|--------------|--------------|--------------|--------------|--------------|--------------|--------------|
|        |              | All community |              |              | SC           |              |              | ST           |              |              |
|        |              | B             | G            | T            | B            | G            | T            | B            | G            | T            |
| 1      | ALMORA       | 84.80         | 83.15        | 83.97        | 101.47       | 93.63        | 97.54        | 87.50        | 96.67        | 91.94        |
| 2      | BAGESHWAR    | 82.25         | 80.69        | 81.47        | 95.21        | 94.49        | 94.86        | 80.85        | 47.37        | 62.50        |
| 3      | CHAMOLI      | 86.98         | 80.11        | 83.61        | 109.65       | 96.35        | 103.23       | 65.40        | 60.00        | 62.77        |
| 4      | CHAMPAWAT    | 98.84         | 92.30        | 95.72        | 121.99       | 106.83       | 114.71       | 100.00       | 157.14       | 124.24       |
| 5      | DEHRADUN     | 75.17         | 72.39        | 73.85        | 64.43        | 69.21        | 66.68        | 79.96        | 86.82        | 83.32        |
| 6      | HARIDWAR     | 57.69         | 67.20        | 62.21        | 49.50        | 52.53        | 50.94        | 138.24       | 181.16       | 155.56       |
| 7      | NAINITAL     | 72.91         | 68.32        | 70.72        | 87.20        | 78.82        | 83.09        | 98.34        | 105.63       | 101.76       |
| 8      | PAURI        | 88.43         | 84.04        | 86.24        | 122.43       | 112.46       | 117.45       | 140.91       | 99.25        | 120.00       |
| 9      | PITHORAGARH  | 85.94         | 81.85        | 83.97        | 105.11       | 97.88        | 101.72       | 70.63        | 79.21        | 74.82        |
| 10     | RUDRAPRAYAG  | 95.03         | 85.87        | 90.43        | 115.33       | 104.31       | 110.01       | 150.00       | 75.00        | 112.50       |
| 11     | TEHRI        | 79.55         | 81.28        | 80.42        | 100.56       | 98.23        | 99.41        | 120.00       | 371.43       | 223.53       |
| 12     | U.S. NAGAR   | 73.41         | 71.08        | 72.29        | 121.98       | 131.31       | 126.44       | 65.45        | 71.99        | 68.66        |
| 13     | UTTARKASHI   | 87.54         | 89.19        | 88.32        | 100.24       | 100.32       | 100.28       | 147.78       | 145.95       | 146.95       |
|        | <b>TOTAL</b> | <b>76.06</b>  | <b>75.52</b> | <b>75.80</b> | <b>89.10</b> | <b>87.74</b> | <b>88.44</b> | <b>75.78</b> | <b>81.35</b> | <b>78.50</b> |

**Source : U-DISE 2012-13**

The above table shows that the GER at secondary level increased year by year 70.25% to 75.80% from year 2009-10 to 2012-13

respectively. The GER at higher secondary level increased 52.60% to 62.13% from year 2009-10 to 2010-11.

**Table 3.20 District wise NER**

| S. No.       | District    | All Category |              |              |
|--------------|-------------|--------------|--------------|--------------|
|              |             | Boys         | Girls        | Total        |
| 1            | ALMORA      | 48.19        | 46.23        | 47.20        |
| 2            | BAGESHWAR   | 44.30        | 43.67        | 43.99        |
| 3            | CHAMOLI     | 52.39        | 48.17        | 50.32        |
| 4            | CHAMPAWAT   | 58.46        | 53.06        | 55.89        |
| 5            | DEHRADUN    | 42.64        | 40.81        | 41.78        |
| 6            | HARIDWAR    | 40.69        | 47.72        | 44.03        |
| 7            | NAINITAL    | 47.11        | 44.10        | 45.67        |
| 8            | PAURI       | 53.09        | 52.14        | 52.62        |
| 9            | PITHORAGARH | 49.32        | 47.07        | 48.23        |
| 10           | RUDRAPRAYAG | 54.84        | 47.96        | 51.39        |
| 11           | TEHRI       | 46.09        | 43.97        | 45.06        |
| 12           | U.S. NAGAR  | 43.89        | 43.28        | 43.60        |
| 13           | UTTARKASHI  | 46.58        | 45.18        | 45.92        |
| <b>TOTAL</b> |             | <b>45.86</b> | <b>45.49</b> | <b>45.68</b> |

**Source : U-DISE 2012-13**

The net enrolment ratio at secondary level was 39.00% in year 2009-10 and it increased by 6.68% annual growth rate and become 45.68% in year 2012-13 at secondary level in Uttarakhand. The NER of girls is increasing with 3.38% which is slightly less than boys 4.39%. Which indicate that there is need of improvement in girls enrolment at secondary level of the age 14-15.

### **Repetition and Dropout rates**

The repetition and dropout rates are indicators of grade-to-grade flow rates of the educational system. They indicate the stagnation and wastage in the system where the minimization of which increases the efficiency. Repetition rate is the percentage of repeaters in the current school year in grade to the previous school year's total enrolment in the same grade.

The enrollment at secondary and higher secondary level (Class 9-12) is satisfactory in the State in comparison of overall enrolment at

country level but the repetition at secondary and higher secondary level is much more higher. The following table shows the repeaters and dropout in secondary and higher secondary level in Uttarakhand.

### Promotion and Repetition Rate at Secondary Level

**Table 3.21 District wise Promotion & Repetition Rate**

| District     | Promotion Rate |       |       | Repetition Rate |       |       |
|--------------|----------------|-------|-------|-----------------|-------|-------|
|              | Boys           | Girls | Total | Boys            | Girls | Total |
| Almora       | 73.78          | 89.88 | 81.61 | 10.89           | 7.07  | 9.03  |
| Bageshwar    | 95.40          | 87.07 | 91.27 | 6.54            | 6.03  | 6.29  |
| Chamoli      | 83.79          | 89.33 | 86.37 | 9.01            | 5.49  | 7.37  |
| Champawat    | 78.97          | 79.94 | 79.42 | 8.96            | 5.26  | 7.24  |
| Dehradun     | 85.75          | 89.45 | 87.47 | 4.62            | 3.57  | 4.13  |
| Haridwar     | 69.17          | 88.50 | 77.64 | 3.89            | 4.47  | 1.46  |
| Nainital     | 79.07          | 82.42 | 80.64 | 6.90            | 4.86  | 5.94  |
| Pauri        | 86.71          | 90.07 | 88.32 | 6.21            | 4.77  | 5.52  |
| Pithoragarh  | 81.96          | 83.06 | 82.47 | 6.24            | 3.35  | 4.89  |
| Rudraprayag  | 87.29          | 88.55 | 87.89 | 11.01           | 5.66  | 8.47  |
| Tehri        | 78.11          | 80.50 | 79.31 | 8.48            | 6.64  | 7.55  |
| US Nagar     | 78.93          | 81.33 | 80.04 | 6.70            | 6.51  | 6.61  |
| Uttarkashi   | 84.54          | 90.28 | 87.21 | 7.10            | 6.31  | 6.73  |
| <b>Total</b> | 80.07          | 86.07 | 82.88 | 6.68            | 5.25  | 5.64  |

**Source: U-DISE 2012-13**

The above table shows that the promotion rate at secondary level is 82.88 while the repetition rate at secondary level 5.64%.

### Drop Out Rate and Retention Rate at Secondary Level

**Table 3.22 Dropout & Retention Rate**

| District     | Drop Out Rate |       |       | Retention Rate |       |       |
|--------------|---------------|-------|-------|----------------|-------|-------|
|              | Boys          | Girls | Total | Boys           | Girls | Total |
| Almora       | 15.33         | 3.05  | 9.36  | 84.67          | 96.95 | 90.64 |
| Bageshwar    | -1.94         | 6.90  | 2.44  | 101.94         | 93.10 | 97.56 |
| Chamoli      | 7.20          | 5.18  | 6.26  | 92.80          | 94.82 | 93.74 |
| Champawat    | 12.07         | 14.80 | 13.34 | 87.93          | 85.20 | 86.66 |
| Dehradun     | 9.63          | 6.98  | 8.39  | 90.37          | 93.02 | 91.61 |
| Haridwar     | 26.94         | 7.03  | 20.90 | 73.06          | 92.97 | 79.10 |
| Nainital     | 14.03         | 12.72 | 13.41 | 85.97          | 87.28 | 86.59 |
| Pauri        | 7.07          | 5.16  | 6.16  | 92.93          | 94.84 | 93.84 |
| Pithoragarh  | 11.80         | 13.59 | 12.64 | 88.20          | 86.41 | 87.36 |
| Rudraprayag  | 1.70          | 5.79  | 3.64  | 98.30          | 94.21 | 96.36 |
| Tehri        | 13.40         | 12.86 | 13.13 | 86.60          | 87.14 | 86.87 |
| US Nagar     | 14.38         | 12.16 | 13.35 | 85.62          | 87.84 | 86.65 |
| Uttarkashi   | 8.35          | 3.40  | 6.05  | 91.65          | 96.60 | 93.95 |
| <b>Total</b> | 13.25         | 8.68  | 11.48 | 86.75          | 91.32 | 88.52 |

**Source: U-DISE 2012-13**

The above table reveals that in year 2012-13 the drop rate is 11.48 percent and the retention rate 88.52 percent at secondary level.

### **Transition rates (Class VIII/IX and X/XI)**

The transition rate indicates a grade to grade flow or passing through of students within a level or one level to another level over the school years. The promotion rate, repetition and drop-out rate presented above are grade-to-grade transition rates. Also elsewhere in the above analysis we have mentioned about the crude form of transition rate from elementary to the secondary level and the secondary to the higher secondary level i.e. ratio of enrolment in class VIII to class IX and class X to class XI. Herein we have a more refined version of transition rate while discounting the repeaters. The transition rate from elementary to the secondary is a ratio of the new entrance in class IX (after excluding the repeaters in the class IX) in the year of reference (say 2010) to the enrolment in class VIII in the previous year of the reference year (i.e. 2009).

**Table 3.23 District wise Transition Rate (Year 2012-13)**

| <b>District</b>    | <b>Transition Rate Class VIII to Class IX</b> |              |              |
|--------------------|---|--------------|--------------|
|                    | <b>Boys</b>                                   | <b>Girls</b> | <b>Total</b> |
| Almora             | 95.68   | 98.89        | 97.29        |
| Bageshwar          | 100.18  | 93.66        | 96.84        |
| Chamoli            | 97.39   | 94.27        | 95.87        |
| Champawat          | 97.61   | 91.12        | 94.44        |
| Dehradun           | 108.48  | 105.65       | 107.14       |
| Haridwar           | 94.75   | 119.10       | 105.93       |
| Nainital           | 115.12  | 108.54       | 111.97       |
| Pauri              | 98.40   | 97.15        | 97.79        |
| Pithoragarh        | 93.32   | 93.86        | 93.58        |
| Rudraprayag        | 99.01   | 95.76        | 97.38        |
| Tehri              | 88.17   | 88.55        | 88.36        |
| US Nagar           | 103.90  | 97.23        | 100.67       |
| Uttarkashi         | 100.03  | 96.81        | 98.45        |
| <b>Uttarakhand</b> | 100.46  | 101.02       | 100.73       |

**Source: U-DISE 2012-13**

According to U-DISE source, the enrolment in class VIII during 2011-12 was 1.84 lakhs in Uttarakhand and from the U-DISE data we have the total enrolment with repeater in class IX as 1.96 lakhs respectively during 2012-13. With these numbers the new entrants in class IX is derived as 1.88 lakhs after excluding the repeaters. Then the transition rate for the reference year 2011-12 from elementary to secondary level is 100.73%.

### **Enrolment of Children with special needs in the Secondary Schools**

When examined participation of disabled children in the educational development process especially in the secondary and higher secondary school education, there are about 2215 children with special needs enrolled for the secondary and higher secondary classes in Uttarakhand during 2012-13.

**Table 3.24 Status of Enrolment of Disabled Children**

| S.No.        | District    | Boys        | Girls      | Total       |
|--------------|-------------|-------------|------------|-------------|
| 1            | ALMORA      | 71          | 51         | 122         |
| 2            | BAGESHWAR   | 55          | 43         | 98          |
| 3            | CHAMOLI     | 86          | 67         | 153         |
| 4            | CHAMPAWAT   | 58          | 37         | 95          |
| 5            | DEHRADUN    | 104         | 100        | 204         |
| 6            | HARIDWAR    | 64          | 53         | 117         |
| 7            | NAINITAL    | 98          | 125        | 223         |
| 8            | PAURI       | 192         | 119        | 311         |
| 9            | PITHORAGARH | 115         | 98         | 213         |
| 10           | RUDRAPRAYAG | 89          | 57         | 146         |
| 11           | TEHRI       | 79          | 54         | 133         |
| 12           | U.S. NAGAR  | 165         | 127        | 292         |
| 13           | UTTARKASHI  | 53          | 55         | 108         |
| <b>TOTAL</b> |             | <b>1229</b> | <b>986</b> | <b>2215</b> |

The gender distribution of the physically challenged children enrolled for the secondary and higher secondary classes indicate that the female children account about 44.51% of the total of children with special needs for secondary level.

**Table 3.25 ICT Summary**

| S. No.       | Type of School          | Nature and number of school |             |             | Schools covered under ICT |             |            | Balance     |             |             |
|--------------|-------------------------|-----------------------------|-------------|-------------|---------------------------|-------------|------------|-------------|-------------|-------------|
|              |                         | Govt.                       | Govt. aided | Total       | Govt.                     | Govt. aided | Total      | Govt.       | Govt. aided | Total       |
| 1            | 2                       | 3                           | 4           | 5           | 6                         | 7           | 8          | 9           | 10          | 11          |
| 1            | Secondary school        | 994                         | 55          | 1049        | 17                        | 0           | 17         | 977         | 55          | 1032        |
| 2            | Higher Secondary school | 1090                        | 295         | 1385        | 608                       | 0           | 608        | 482         | 295         | 777         |
| <b>Total</b> |                         | <b>2084</b>                 | <b>350</b>  | <b>2434</b> | <b>625</b>                | <b>0</b>    | <b>625</b> | <b>1459</b> | <b>350</b>  | <b>1809</b> |

### 3.3.1 Physical Access and Facilities

#### (i) Profile of Secondary Level Institutions.

**Table 3.26 Number of Schools having classes IX-X by Management/Funding wise**

| S. No.       | District    | Total No. of Secondary Schools | State Govt Secondary Schools | Local Body | Central Govt Sec school or PSUs (KVS/NVS etc.) | Pvt. Aided (Contributes to the major share of the school's budget) | Pvt. Unaided |
|--------------|-------------|--------------------------------|------------------------------|------------|--|--|--------------|
| 1            | ALMORA      | 320                            | 242                          | 1          | 3  | 44   | 30           |
| 2            | BAGESHWAR   | 114                            | 85                           | 0          | 2  | 16   | 11           |
| 3            | CHAMOLI     | 227                            | 182                          | 0          | 4  | 19   | 21           |
| 4            | CHAMPAWAT   | 114                            | 90                           | 0          | 4  | 6  | 14           |
| 5            | DEHRADUN    | 430                            | 156                          | 2          | 18   | 55   | 199          |
| 6            | HARIDWAR    | 220                            | 68                           | 0          | 4  | 46   | 102          |
| 7            | NAINITAL    | 283                            | 173                          | 0          | 5  | 23   | 82           |
| 8            | PAURI       | 412                            | 296                          | 1          | 3  | 71   | 33           |
| 9            | PITHORAGARH | 240                            | 198                          | 0          | 4  | 10   | 28           |
| 10           | RUDRAPRAYAG | 143                            | 105                          | 0          | 2  | 17   | 19           |
| 11           | TEHRI       | 300                            | 254                          | 0          | 2  | 15   | 29           |
| 12           | U.S. NAGAR  | 282                            | 118                          | 0          | 3  | 25   | 137          |
| 13           | UTTARKASHI  | 142                            | 117                          |            | 2  | 3  | 20           |
| <b>TOTAL</b> |             | <b>3227</b>                    | <b>2084</b>                  | <b>4</b>   | <b>56</b>                                      | <b>350</b>   | <b>725</b>   |

Source: U-DISE 2012-13

This table show that 64.58% school are managed by state government. Only 2.24% schools are managed by private unaided bodies.

**Table 3.27 Schooling Structure (Total schools)**

| S. No.       | Name of District | No. of Schools with classes I to X | No. of Schools with classes I to XII | No. of Schools with classes V/VI to X | No. of Schools with classes VI to XII | No. of Schools with classes VII / VIII to X | No. of Schools with classes VII/ VIII to XII | No. of Schools with classes VIII/ IX to X | No. of Schools with classes VIII / IX to XII | No. of Schools with classes XI to XII |
|--------------|------------------|------------------------------------|--------------------------------------|---------------------------------------|---------------------------------------|---|--|---|--|---------------------------------------|
| 1            | ALMORA           | 8                                  | 15                                   | 125                                   | 171                                   | 0   | 0  | 0   | 1  | 0                                     |
| 2            | BAGESHWAR        | 0                                  | 3                                    | 53                                    | 57                                    | 0   | 0  | 0   | 1  | 0                                     |
| 3            | CHAMOLI          | 3                                  | 6                                    | 90                                    | 115                                   | 0   | 0  | 9   | 4  | 0                                     |
| 4            | CHAMPAWAT        | 0                                  | 1                                    | 47                                    | 55                                    | 0   | 0  | 6   | 5  | 0                                     |
| 5            | DEHRADUN         | 30                                 | 169                                  | 62                                    | 116                                   | 0   | 0  | 41  | 12   | 1                                     |
| 6            | HARIDWAR         | 22                                 | 43                                   | 66                                    | 62                                    | 0   | 0  | 10  | 17   | 4                                     |
| 7            | NAINITAL         | 11                                 | 59                                   | 86                                    | 124                                   | 0   | 0  | 2   | 2  | 1                                     |
| 8            | PAURI            | 4                                  | 23                                   | 151                                   | 231                                   | 0   | 0  | 1   | 1  | 0                                     |
| 9            | PITHORAGARH      | 4                                  | 12                                   | 107                                   | 113                                   | 0   | 0  | 2   | 2  | 0                                     |
| 10           | RUDRAPRAYAG      | 4                                  | 4                                    | 34                                    | 80                                    | 0   | 0  | 10  | 11   | 0                                     |
| 11           | TEHRI            | 6                                  | 4                                    | 120                                   | 164                                   | 0   | 0  | 5   | 1  | 0                                     |
| 12           | U.S. NAGAR       | 13                                 | 71                                   | 87                                    | 104                                   | 0   | 0  | 3   | 4  | 1                                     |
| 13           | UTTARKASHI       | 5                                  | 6                                    | 12                                    | 68                                    | 0   | 0  | 44  | 7  | 0                                     |
| <b>TOTAL</b> |                  | <b>110</b>                         | <b>416</b>                           | <b>1040</b>                           | <b>1460</b>                           | <b>0</b>                                    | <b>0</b>                                     | <b>133</b>                                | <b>68</b>                                    | <b>7</b>                              |

Source: U-DISE 2012-13

**Table 3.28 Schools by Category**

| S. No.       | District    | Secondary School | Hr. Sec. School | Intermediate/Junior College | Degree College with +2 level | Post-Graduate college with +2 and +3 levels | Others   |
|--------------|-------------|------------------|-----------------|-----------------------------|------------------------------|---|----------|
| 1            | ALMORA      | 133              | 187             | 0                           | 0                            | 0   | 0        |
| 2            | BAGESHWAR   | 53               | 61              |                             | 0                            |   |          |
| 3            | CHAMOLI     | 102              | 125             | 0                           | 0                            | 0   | 0        |
| 4            | CHAMPAWAT   | 53               | 61              | 0                           | 0                            | 0   | 0        |
| 5            | DEHRADUN    | 133              | 298             | 0                           | 0                            | 0   | 0        |
| 6            | HARIDWAR    | 98               | 126             | 0                           | 0                            | 0   | 0        |
| 7            | NAINITAL    | 99               | 186             | 0                           | 0                            | 0   | 0        |
| 8            | PAURI       | 156              | 255             | 0                           | 0                            | 0   | 0        |
| 9            | PITHORAGARH | 113              | 127             | 0                           | 0                            | 0   | 0        |
| 10           | RUDRAPRAYAG | 48               | 95              | 0                           | 0                            | 0   | 0        |
| 11           | TEHRI       | 131              | 169             | 0                           | 0                            | 0   | 0        |
| 12           | U.S. NAGAR  | 103              | 180             | 0                           | 0                            | 0   | 0        |
| 13           | UTTARKASHI  | 61               | 81              | 0                           | 0                            | 0   | 0        |
| <b>TOTAL</b> |             | <b>1283</b>      | <b>1951</b>     | <b>0</b>                    | <b>0</b>                     | <b>0</b>                                    | <b>0</b> |

Source: U-DISE 2012-13

## (ii) Access to Secondary Schooling Facilities

### (A) RMSA

**Table 3.29 Infrastructure Gape in Secondary School**

| S. No.       | District    | Total Secondary School | % of School Without Classroom | % of School Without Toilet | % of School Without Electricity | % of School Without Play Ground | % of School Without Library | % of School Without Computer Room | % of School Without Science Lab | % of School Without Art & Craft Room |
|--------------|-------------|------------------------|-------------------------------|----------------------------|---------------------------------|---------------------------------|-----------------------------|-----------------------------------|---------------------------------|--------------------------------------|
| 1            | ALMORA      | 242                    | 48                            | 7                          | 14                              | 62                              | 86                          | 49                                | 48                              | 88                                   |
| 2            | BAGESHWAR   | 85                     | 11                            | 1                          | 12                              | 76                              | 81                          | 41                                | 49                              | 89                                   |
| 3            | CHAMOLI     | 182                    | 7                             | 2                          | 19                              | 20                              | 89                          | 53                                | 46                              | 96                                   |
| 4            | CHAMPAWAT   | 90                     | 29                            | 8                          | 13                              | 48                              | 83                          | 54                                | 50                              | 88                                   |
| 5            | DEHRADUN    | 156                    | 6                             | 3                          | 15                              | 57                              | 71                          | 50                                | 47                              | 79                                   |
| 6            | PAURI       | 296                    | 41                            | 2                          | 24                              | 60                              | 75                          | 54                                | 47                              | 79                                   |
| 7            | HARIDWAR    | 68                     | 9                             | 1                          | 13                              | 34                              | 56                          | 49                                | 38                              | 66                                   |
| 8            | NAINITAL    | 173                    | 22                            | 5                          | 6                               | 51                              | 76                          | 43                                | 46                              | 84                                   |
| 9            | PITHORAGARH | 198                    | 44                            | 10                         | 17                              | 49                              | 78                          | 48                                | 47                              | 84                                   |
| 10           | RUDRAPRAYAG | 105                    | 3                             | 0                          | 7                               | 60                              | 83                          | 50                                | 43                              | 83                                   |
| 11           | TEHRI       | 254                    | 12                            | 5                          | 11                              | 54                              | 80                          | 44                                | 41                              | 80                                   |
| 12           | U.S. NAGAR  | 118                    | 29                            | 8                          | 1                               | 39                              | 78                          | 50                                | 44                              | 83                                   |
| 13           | UTTARKASHI  | 117                    | 31                            | 12                         | 38                              | 56                              | 78                          | 44                                | 44                              | 86                                   |
| <b>TOTAL</b> |             | <b>2084</b>            | 25                            | 5                          | 15                              | 52                              | 79                          | 49                                | 46                              | 84                                   |

This table show that out of the total school managed by state government 25% schools are without classroom, 5% are without any toilet, 15% are without electricity, 52% are without Play ground, 79%



are without library, 49 % are without computer room, 46% are without integrated science lab and 84% schools are without activity rooms.

### Planning for universalization of Physical Access

The school mapping in Uttarakhand was done by household survey for upgrading the upper primary schools. In RMSA norms GIS mapping is proposed, Uttarakhand Sabhi Ke Liye Madhyamik Shiksha Parisad has signed MOU with USAC and the school GIS mapping exercise is going on

### Schooling facility as per population

The first strategy to achieve the goal of universalization of secondary education is universalization of access to school with child population. The data shows that 13 secondary level schools serve per lakh population while only 10 government secondary schools served per lakh population. At higher secondary level only 19 schools are available for per lakh population but only 11 government higher secondary school available for per lakh population.

**Table 3.30 No. of School per lakh population**

| SN                       | Name of the District | Total No. of Schools      |                                 | Total Population In 2011 | No. of School Per Lakh Population |                                 | Ave. Population ( In Thousand) Served By Per School |                                 |
|--------------------------|----------------------|---------------------------|---------------------------------|--------------------------|-----------------------------------|---------------------------------|---|---------------------------------|
|                          |                      | Secondary ( Class IX & X) | Hr. Secondary ( Class XI & XII) |                          | Secondary ( Class IX & X)         | Hr. Secondary ( Class XI & XII) | Secondary ( Class IX & X)                           | Hr. Secondary ( Class XI & XII) |
| 1                        | Almora               | 133                       | 187                             | 621927                   | 21                                | 30                              | 5   | 3                               |
| 2                        | Bageshwar            | 53                        | 61                              | 259840                   | 20                                | 23                              | 5   | 4                               |
| 3                        | Chamoli              | 102                       | 125                             | 391114                   | 26                                | 32                              | 4   | 3                               |
| 4                        | Champawat            | 53                        | 61                              | 259315                   | 20                                | 24                              | 5   | 4                               |
| 5                        | Dehra Dun            | 133                       | 298                             | 1698560                  | 8                                 | 18                              | 13  | 6                               |
| 6                        | Haridwar             | 98                        | 126                             | 1927029                  | 5                                 | 7                               | 20  | 15                              |
| 7                        | Nainital             | 99                        | 186                             | 955128                   | 10                                | 19                              | 10  | 5                               |
| 8                        | Pauri                | 156                       | 255                             | 686527                   | 23                                | 37                              | 4   | 3                               |
| 9                        | Pithoragarh          | 113                       | 127                             | 485993                   | 23                                | 26                              | 4   | 4                               |
| 10                       | Rudraprayag          | 48                        | 95                              | 236857                   | 20                                | 40                              | 5   | 2                               |
| 11                       | Tehri                | 131                       | 169                             | 616409                   | 21                                | 27                              | 5   | 4                               |
| 12                       | US Nagar             | 103                       | 180                             | 1648367                  | 6                                 | 11                              | 16  | 9                               |
| 13                       | Uttarkashi           | 61                        | 81                              | 329686                   | 19                                | 25                              | 5   | 4                               |
| <b>Total</b>             |                      | <b>1283</b>               | <b>1951</b>                     | <b>10116752</b>          | <b>13</b>                         | <b>19</b>                       | <b>8</b>  | <b>5</b>                        |
| <b>Only Govt. School</b> |                      | <b>994</b>                | <b>1090</b>                     | <b>10116752</b>          | <b>10</b>                         | <b>11</b>                       | <b>10</b>   | <b>9</b>                        |

Source: U-Dise 2012-13

In district Chamoli the highest number of secondary and in district Pauri highest number of higher secondary school available for per lakh population while in district Haridwar the lowest number of school available for per lakh population. This analysis shows that in urban areas there is need of more schools as per population norms.

### **School Mapping Exercise**

- The main objective of Rastriy Madhyamik Shiksha Abhiyan scheme is to provide secondary education facility for all within 5 Km distance.
- To observe that how many habitations are served by secondary education facility it was decided that a school mapping exercise will be conducted manually.
- To constitute different committees at district, block and cluster level a detailed guideline send to all the district functionaries. Cluster has been selected as an administrative unit for school mapping exercise. Different formats (1-5) prepared for gathering of information and practice related to school mapping. Training program has been prepared for school mapping exercise at state, district and block levels.
- At all levels of school mapping committees, educationist and representatives of PRIs nominated as members.
- To identified unserved habitations, distance and grade matrix has been prepared on the basis of gathered information in the format no.4 .
- On the basis of school mapping served and unserved habitations has been listed. Particulars of served and unserved habitations are as follows-

**Table 3.31 District wise served and unserved habitation in Uttarakhand**

| <b>SN</b> | <b>District</b> | <b>No. of Habitations</b> | <b>Served habitation in Secondary school facility Within radius of 5 km</b> | <b>Served habitation in Secondary school facility above radius of 5 km</b> | <b>GAR</b>   |
|-----------|-----------------|---------------------------|---|--|--------------|
| 1         | Almora          | 3225                      | 2832  | 393  | 87.81        |
| 2         | Bageshwar       | 962                       | 865   | 97   | 89.92        |
| 3         | Chamoli         | 1453                      | 1263  | 190  | 86.92        |
| 4         | Champawat       | 1289                      | 904   | 385  | 70.13        |
| 5         | Dehradun        | 1725                      | 1486  | 239  | 86.14        |
| 6         | Haridwar        | 823                       | 642   | 181  | 78.01        |
| 7         | Nainital        | 1860                      | 1764  | 96   | 94.84        |
| 8         | Pauri           | 3665                      | 3541  | 124  | 96.62        |
| 9         | Pithoragarh     | 3170                      | 2986  | 184  | 94.20        |
| 10        | Rudraprayag     | 938                       | 877   | 61   | 93.50        |
| 11        | Tehri           | 2455                      | 1977  | 478  | 80.53        |
| 12        | U.S. Nagar      | 1214                      | 1165  | 49   | 95.96        |
| 13        | Uttarkashi      | 1175                      | 974   | 201  | 82.89        |
|           | <b>Total</b>    | <b>23954</b>              | <b>21276</b>  | <b>2678</b>  | <b>88.82</b> |

**Source: School Mapping 2010-11**

This table shows that out of total 23954 habitations 21276 habitations are covered with secondary education facility within radius of 5 km. and rest 2678 habitations are without secondary school facilities with in the 5 km radius. Total 79 UPS are proposed for upgradation during plan 2013-14. Uttarakhand Sabhi Ke Liye Madhyamik Shiksha Parishad (USKLMSP) decided to conduct HHS and GIS mapping exercise for upgradation of UPS and opening for new school in the state. The MOU for this mapping has been signed with Uttarakhand Satellite Application Centre (USAC).

### ***Classroom / Pupil Ratio***

Given the number of schools with the secondary and higher secondary classes, the adequacy/sufficiency in terms of number of class rooms available in these schools is matter of concern. An analysis of current status is useful for the future planning to improve

the secondary and higher secondary while expanding number of classrooms available.

In Uttarakhand, the total number of classrooms available for the teaching activity for secondary classes in those schools with secondary classes is 7948 during 2009-10. In terms of classroom availability for the enrolled children, there are 23 classrooms available for every thousand enrolled children in the secondary classes.

### **Teachers in Secondary grade Teaching Schools in Uttarakhand**

Teachers play important role in education system wherein they are front-runners of service delivery. Adequacy in terms of number of teachers available and the commitment influences the learning process in the schools.

#### **Number of Teachers**

According to CEO Office data shown in table 3.31 indicates that there are about 14961 full-time regular teachers in government schools in Uttarakhand for the year 2012-13. The total number of teachers available for secondary classes in the state is 24176.

**Table 3.32 Teachers Position In Secondary School, 2012-13**

| Particulars             | Govt. |      |       | Others |      |       | Total        |      |       |
|-------------------------|-------|------|-------|--------|------|-------|--------------|------|-------|
|                         | M     | F    | Total | M      | F    | Total | M            | F    | Total |
| No. of Working Teachers | 9012  | 5949 | 14961 | 5215   | 4000 | 9215  | 14227        | 9949 | 24176 |
| % of Female Teacher     | 39.76 |      |       | 43.40  |      |       | <b>41.15</b> |      |       |

**Source: CEO Office 2012-13**

It can also be seen that 39.76% female teachers are working in government secondary schools. In total 41.15% of female teachers are working in secondary school.

#### **Pupil Teacher Ratio:**

According to the SEMIS data, the pupil teacher ratio (PTR) is 17:01 as a whole. The pupil teacher ratio seems to be high i.e. 34:01

in aided school as compared to government and other schools i.e. 14:01 and 22:01.

**Table 3.33 PTR**

| SN | Type of School      | Total Enrolment | No. of Working Teacher | PTR         |
|----|---------------------|-----------------|------------------------|-------------|
| 1  | Govt. School        | 207801          | 14961                  | 14:1        |
| 2  | Aided School        | 57349           | 1690                   | 34:1        |
| 3  | Other School        | 124619          | 5691                   | 22:1        |
|    | <b>Total School</b> | <b>389967</b>   | <b>22342</b>           | <b>17:1</b> |

### **Learning Outcomes of Secondary School Education in Uttarakhand:**

In a systematic approach the inputs and outputs have always been a matter of concern. In the education system given the inputs in terms of educational infrastructure, the output in terms of learning outcomes is evaluated.

### **Enrolled, Appeared and Passed in Class X Exam:**

When we examine the learning outcomes of secondary education in Uttarakhand in terms of children graduating from the final grade of secondary schooling i.e. Class X, it is observed from the Uttarakhand, Board of Secondary (Board Exam conducting body) source that there are about 1.75 lakhs children appeared in class X board exam in the state during 2011-12 and 1.29 lakhs (73.71%) children were passed out.

**Table 3.34 Secondary School Board (Class X) Examination by district wise & by Social Group in Govt. Schools**

| District                        | Number of Students Appeared in the Class X Board Examination |             |             | Number of Students Passed in the Class X Board Examination |             |             |              |
|---------------------------------|--|-------------|-------------|--|-------------|-------------|--------------|
|                                 | Boys   | Girls       | Total       | Boys   | Girls       | Total       |              |
| <b>District :</b> <b>ALMORA</b> |  |             |             |  |             |             |              |
|                                 | SC   | 1587        | 1313        | 2900   | 916         | 1130        | 2046         |
|                                 | ST   | 4           | 8           | 12   | 10          | 11          | 21           |
|                                 | OBC  | 190         | 213         | 403  | 123         | 186         | 309          |
|                                 | Others   | 5018        | 5203        | 10221  | 3431        | 4385        | 7816         |
|                                 | <b>Total</b>   | <b>6799</b> | <b>6737</b> | <b>13536</b>   | <b>4480</b> | <b>5712</b> | <b>10192</b> |

| District          |                    | Number of Students Appeared in the Class X Board Examination |              |              | Number of Students Passed in the Class X Board Examination |              |              |
|-------------------|--------------------|--|--------------|--------------|--|--------------|--------------|
|                   |                    | Boys   | Girls        | Total        | Boys   | Girls        | Total        |
| <b>District :</b> | <b>BAGESHWAR</b>   |  |              |              |  |              |              |
|                   | SC                 | 974  | 638          | 1612         | 787  | 515          | 1302         |
|                   | ST                 | 18   | 15           | 33           | 16   | 13           | 29           |
|                   | OBC                | 161  | 140          | 301          | 134  | 115          | 249          |
|                   | Others             | 2138   | 1848         | 3986         | 1801   | 1600         | 3401         |
|                   | <b>Total</b>       | <b>3291</b>  | <b>2641</b>  | <b>5932</b>  | <b>2738</b>  | <b>2243</b>  | <b>4981</b>  |
| <b>District :</b> | <b>CHAMOLI</b>     |  |              |              |  |              |              |
|                   | SC                 | 1431   | 806          | 2237         | 750  | 580          | 1330         |
|                   | ST                 | 102  | 85           | 187          | 74   | 67           | 141          |
|                   | OBC                | 90   | 98           | 188          | 81   | 98           | 179          |
|                   | Others             | 4411   | 3595         | 8006         | 2857   | 2811         | 5668         |
|                   | <b>Total</b>       | <b>6034</b>  | <b>4584</b>  | <b>10618</b> | <b>3762</b>  | <b>3556</b>  | <b>7318</b>  |
| <b>District :</b> | <b>CHAMPAWAT</b>   |  |              |              |  |              |              |
|                   | SC                 | 466  | 374          | 840          | 254  | 277          | 531          |
|                   | ST                 | 7  | 7            | 14           | 7  | 26           | 33           |
|                   | OBC                | 186  | 191          | 377          | 162  | 159          | 321          |
|                   | Others             | 1910   | 1624         | 3534         | 1437   | 1207         | 2644         |
|                   | <b>Total</b>       | <b>2569</b>  | <b>2196</b>  | <b>4765</b>  | <b>1860</b>  | <b>1669</b>  | <b>3529</b>  |
| <b>District :</b> | <b>DEHRADUN</b>    |  |              |              |  |              |              |
|                   | SC                 | 1691   | 1587         | 3278         | 1028   | 1252         | 2280         |
|                   | ST                 | 1384   | 1367         | 2751         | 1035   | 995          | 2030         |
|                   | OBC                | 1729   | 1723         | 3452         | 1153   | 1437         | 2590         |
|                   | Others             | 9496   | 7724         | 17220        | 8008   | 7102         | 15110        |
|                   | <b>Total</b>       | <b>14300</b>   | <b>12401</b> | <b>26701</b> | <b>11224</b>   | <b>10786</b> | <b>22010</b> |
| <b>District :</b> | <b>HARDWAR</b>     |  |              |              |  |              |              |
|                   | SC                 | 3518   | 2694         | 6212         | 1741   | 1653         | 3394         |
|                   | ST                 | 110  | 47           | 157          | 99   | 58           | 157          |
|                   | OBC                | 4881   | 3691         | 8572         | 2836   | 2655         | 5491         |
|                   | Others             | 4158   | 3115         | 7273         | 2889   | 2396         | 5285         |
|                   | <b>Total</b>       | <b>12667</b>   | <b>9547</b>  | <b>22214</b> | <b>7565</b>  | <b>6762</b>  | <b>14327</b> |
| <b>District :</b> | <b>NAINITAL</b>    |  |              |              |  |              |              |
|                   | SC                 | 2008   | 1788         | 3796         | 1070   | 1218         | 2288         |
|                   | ST                 | 76   | 49           | 125          | 41   | 40           | 81           |
|                   | OBC                | 585  | 623          | 1208         | 347  | 490          | 837          |
|                   | Others             | 6424   | 5323         | 11747        | 4901   | 4483         | 9384         |
|                   | <b>Total</b>       | <b>9093</b>  | <b>7783</b>  | <b>16876</b> | <b>6359</b>  | <b>6231</b>  | <b>12590</b> |
| <b>District :</b> | <b>PAURI</b>       |  |              |              |  |              |              |
|                   | SC                 | 1512   | 1275         | 2787         | 967  | 990          | 1957         |
|                   | ST                 | 32   | 31           | 63           | 27   | 32           | 59           |
|                   | OBC                | 153  | 143          | 296          | 121  | 107          | 228          |
|                   | Others             | 6765   | 5944         | 12709        | 5405   | 5076         | 10481        |
|                   | <b>Total</b>       | <b>8462</b>  | <b>7393</b>  | <b>15855</b> | <b>6520</b>  | <b>6205</b>  | <b>12725</b> |
| <b>District :</b> | <b>PITHORAGARH</b> |  |              |              |  |              |              |
|                   | SC                 | 1656   | 1235         | 2891         | 1076   | 935          | 2011         |
|                   | ST                 | 233  | 188          | 421          | 178  | 150          | 328          |
|                   | OBC                | 556  | 484          | 1040         | 410  | 388          | 798          |
|                   | Others             | 3968   | 3269         | 7237         | 3118   | 2701         | 5819         |
|                   | <b>Total</b>       | <b>6413</b>  | <b>5176</b>  | <b>11589</b> | <b>4782</b>  | <b>4174</b>  | <b>8956</b>  |

| District          |                    | Number of Students Appeared in the Class X Board Examination |              |               | Number of Students Passed in the Class X Board Examination |              |               |
|-------------------|--------------------|--|--------------|---------------|--|--------------|---------------|
|                   |                    | Boys   | Girls        | Total         | Boys   | Girls        | Total         |
| <b>District :</b> | <b>RUDRAPRAYAG</b> |  |              |               |  |              |               |
|                   | SC                 | 722  | 448          | 1170          | 469  | 372          | 841           |
|                   | ST                 | 2  | 0            | 2             | 2  | 0            | 2             |
|                   | OBC                | 52   | 54           | 106           | 39   | 44           | 83            |
|                   | Others             | 2753   | 2164         | 4917          | 2042   | 1807         | 3849          |
|                   | <b>Total</b>       | <b>3529</b>  | <b>2666</b>  | <b>6195</b>   | <b>2552</b>  | <b>2223</b>  | <b>4775</b>   |
| <b>District :</b> | <b>TEHRI</b>       |  |              |               |  |              |               |
|                   | SC                 | 1034   | 881          | 1915          | 666  | 588          | 1254          |
|                   | ST                 | 5  | 14           | 19            | 16   | 13           | 29            |
|                   | OBC                | 557  | 689          | 1246          | 334  | 444          | 778           |
|                   | Others             | 4506   | 4633         | 9139          | 2946   | 3295         | 6241          |
|                   | <b>Total</b>       | <b>6102</b>  | <b>6217</b>  | <b>12319</b>  | <b>3962</b>  | <b>4340</b>  | <b>8302</b>   |
| <b>District :</b> | <b>U.S. NAGAR</b>  |  |              |               |  |              |               |
|                   | SC                 | 3133   | 2141         | 5274          | 2001   | 1675         | 3676          |
|                   | ST                 | 1565   | 1463         | 3028          | 911  | 999          | 1910          |
|                   | OBC                | 4650   | 3403         | 8053          | 3107   | 2582         | 5689          |
|                   | Others             | 5718   | 5106         | 10824         | 4510   | 4125         | 8635          |
|                   | <b>Total</b>       | <b>15066</b>   | <b>12113</b> | <b>27179</b>  | <b>10529</b>   | <b>9381</b>  | <b>19910</b>  |
| <b>District :</b> | <b>UTTARKASHI</b>  |  |              |               |  |              |               |
|                   | SC                 | 961  | 746          | 1707          | 596  | 450          | 1046          |
|                   | ST                 | 71   | 62           | 133           | 36   | 27           | 63            |
|                   | OBC                | 1140   | 1107         | 2247          | 730  | 779          | 1509          |
|                   | Others             | 1598   | 1650         | 3248          | 1227   | 1215         | 2442          |
|                   | <b>Total</b>       | <b>3770</b>  | <b>3565</b>  | <b>7335</b>   | <b>2589</b>  | <b>2471</b>  | <b>5060</b>   |
| <b>State</b>      | <b>UTTARAKHAND</b> |  |              |               |  |              |               |
|                   | <b>SC</b>          | <b>19719</b>   | <b>15288</b> | <b>35007</b>  | <b>11534</b>   | <b>11120</b> | <b>22654</b>  |
|                   | <b>ST</b>          | <b>3591</b>  | <b>3321</b>  | <b>6912</b>   | <b>2436</b>  | <b>2418</b>  | <b>4854</b>   |
|                   | <b>OBC</b>         | <b>14769</b>   | <b>12419</b> | <b>27188</b>  | <b>9443</b>  | <b>9369</b>  | <b>18812</b>  |
|                   | <b>Others</b>      | <b>56725</b>   | <b>49350</b> | <b>106075</b> | <b>42771</b>   | <b>40603</b> | <b>83374</b>  |
|                   | <b>Total</b>       | <b>94804</b>   | <b>80378</b> | <b>175182</b> | <b>66184</b>   | <b>63510</b> | <b>129694</b> |

**Source: DISE 2011-12**

The DISE data shows that 58.49 % boys and 72.745% girls passed in SC category, where as in ST category 67.84% boys and 72.81% girls passed, in the OBC category 63.94% boys and 75.44% girls passed in class X exam. This table shows that the girl passing percent is comparatively high in all categories.

### **Incentives for Teachers: teacher award, housing, and quotas for women**

In Uttarakhand, there are many schemes designed in the form of incentives for teachers. State Government started Sailesh Matyani

award from year 2009-10 and Pandit Deendayal Upadhaya Award for good performing teachers. The State Government also awarded teachers through State teacher award in every year. There is no housing facility for the teachers. The government of Uttarakhand has designed a policy for the recruitment of teachers where 50% of the total teacher posts are reserved for women. However, the male and female ratio in the total teachers available for the secondary classes indicates it is against the female teachers.

### **Public Expenditure on Secondary Education in Uttarakhand**

Allocation of adequate financial resources to education is a crucial factor in the educational development of a country/state/region. This section, therefore, examines the level of financial resources allocated to the primary, secondary and higher secondary education in Uttarakhand.

#### ***Expenditure on School Education***

##### ***Trends***

The table 3.35 indicates the budget expenditure in Uttarakhand. It reflects that the expenditure on total education has increased from Rs. 1195.78 crores in 2006-07 to Rs. 2900.46 in the last budget allocation during 2010-11. The expenditure on secondary school education has increased from Rs. 654.89 crores to Rs. 1396.45 crores during the same period. The rate of increase (i.e. annual average growth) in the expenditure on the secondary education during the period in the state is almost at the same rate by which GSDP and the total expenditure has grown. Moreover, the rate of increase in the expenditure on total education is same as elementary and secondary education.



**Table 3.35 State Budget Expenditure in Uttarakhand**

| <b>S<br/>N</b> | <b>Item</b>            | <b>2006-07</b> | <b>2007-08</b> | <b>2008-09</b> | <b>2009-10</b> | <b>2010-11</b> | <b>2011-12</b> |
|----------------|------------------------|----------------|----------------|----------------|----------------|----------------|----------------|
| 1              | GSDP                   | 35111.00       | 42619.00       | 50674.00       | 59584.00       | 68292.00       |                |
| 2              | Total Expenditure      | 9192.00        | 10486.00       | 11564.00       | 14196.95       | 16914.74       |                |
| 3              | Total School Education | 1195.78        | 1508.40        | 1703.68        | 23662.32       | 2900.46        | 3213.23        |
| 4              | Elementary Education   | 540.89         | 762.19         | 763.01         | 1411.59        | 1504.01        | 1618.02        |
| 5              | Secondary School       | 654.89         | 746.21         | 940.67         | 954.61         | 1396.45        | 1595.20        |

**Note: Figures are in crore**

### **Unit Costs**

Given the facts presented above as there are a large number of existing schools having secondary classes in the state but they do not have basic infrastructure like science laboratory, sufficient number of classroom. A large number of children in the state could not avail school with secondary classes in the nearby vicinity. There is a large number of schools do not have own building and many of the school are running in building structures which are neither pucca nor semi-pucca. It needs the construction of additional classrooms wherever insufficient and construction of science laboratory in a school which does not have such facility so far. Construction of new schools in places wherever it is not there but required.

**Table 3.36  
Plinth Area for Construction of New Schools**

| <b>Hill Area</b>  |                       |                                 |  |   |
|-------------------|-----------------------|---------------------------------|--|---|
| <b>S.<br/>No.</b> | <b>Particulars</b>    | <b>Room Size<br/>(Sq. Mtr.)</b> | <b>Circulation Area (20% +<br/>Wall Area 15%)<br/>(Sq. Mtr.)</b> | <b>Total Plinth<br/>Area<br/>(Sq. Mtr.)</b> |
| 1                 | Classroom             | 36                              | 12.60  | 48.60                                       |
| 2                 | Laboratory            | 54                              | 18.90  | 72.90                                       |
| 3                 | Principal Room        | 12                              | 4.20   | 16.20                                       |
| 4                 | Office and Staff Room | 12                              | 4.20   | 16.20                                       |
| 5                 | Computer Lab          | 54                              | 18.90  | 72.90                                       |
| 6                 | Library               | 48                              | 16.80  | 64.80                                       |
| 7                 | Art and Craft Room    | 30                              | 10.50  | 40.50                                       |
| 8                 | Toilet Block          |                                 | 0.00   | 0.00  |

**Plain Area**

| <b>S. No.</b> | <b>Particulars</b>    | <b>Room Size (Sq. Mtr.)</b> | <b>Circulation Area (20% + Wall Area 15%) (Sq. Mtr.)</b> | <b>Total Plinth Area (Sq. Mtr.)</b> |
|---------------|-----------------------|-----------------------------|--|-------------------------------------|
| 1             | Classroom             | 48                          | 16.80  | 64.80                               |
| 2             | Laboratory            | 54                          | 18.90  | 72.90                               |
| 3             | Principal Room        | 12                          | 4.20   | 16.20                               |
| 4             | Office and Staff Room | 12                          | 4.20   | 16.20                               |
| 5             | Computer Lab          | 54                          | 18.90  | 72.90                               |
| 6             | Library               | 48                          | 16.80  | 64.80                               |
| 7             | Art and Craft Room    | 30                          | 10.50  | 40.50                               |
| 8             | Toilet Block          |                             | 0.00   | 0.00                                |

As per state PWD the cost of construction rates are below:

1. Plain Area - Rs. 17483 Per Sq. Mtrs.
2. Hill Area - Rs. 20036 Per Sq. Mtrs.

**Table 3.37 State PWD Construction Rate**

| <b>Item</b>  | <b>Rates Per Sq. Mtr.</b> |                   |
|--|---------------------------|-------------------|
|  | <b>Hilly Area</b>         | <b>Plain Area</b> |
| <b>basic rate for ordinary non residential building</b>  | <b>6810.00</b>            | <b>6810.00</b>    |
| Add for additional plinth height above 0.60 m @ RS. 200.00 per 0.30 m  | 400.00                    | 400.00            |
| Add for extra depth of foundation above 1.20 m @ RS. 300.00 per 0.30 m   | 600.00                    | 600.00            |
| Add for one subsequent floor   | 410.00                    | 410.00            |
| Add for extra height over 3 m  | 210.00                    | 210.00            |
| Add for earthquake resistant structure   | 370.00                    | 370.00            |
| Add for antitermite treatment  | 180.00                    | 180.00            |
| Add for rain water harvesting @ 1%   | 68.10                     | 68.10             |
| Add for internal water supply & sewerage works @ 8.00%   | 544.80                    | 544.80            |
| Add for internal electrical works @ 11.00%   | 749.10                    | 749.10            |
| Add for ceiling fan @ 4.00%  | 272.40                    | 272.40            |
| Add for power wiring & plug @ 3.00%  | 204.30                    | 204.30            |
| Add for site development @ 20.00%  | 1362.00                   | 681.00            |
| Add for distance index (146 km)  | 1021.50                   | 272.40            |
| Add for height index (average height 1500 m)   | 340.50                    | 0.00              |
| <b>Charges for concept planning, sketch, drawings, specifications, DPR, working drawings, soil investigations, utility shifting etc @ 4%</b> | <b>352.00</b>             | <b>352.00</b>     |
| <b>Total</b>   | <b>13894.70</b>           | <b>12124.10</b>   |
| <b>Add 40% extra for inflation in 3 years</b>  | <b>19452.58</b>           | <b>16973.74</b>   |
| <b>Contingency @ 3%</b>  | <b>583.58</b>             | <b>509.21</b>     |
| <b>Grand Total</b>   | <b>20036.16</b>           | <b>17482.95</b>   |
| <b>Roundup</b>   | <b>20036.00</b>           | <b>17483.00</b>   |

**Table 3.38 Unit cost as per revised state PWD Norms****Hill Area**

| <b>S. No.</b> | <b>Particulars</b>    | <b>Total Plinth Area (Sq. Mtr.)</b> | <b>Unit Cost for Construction (in Rs.)</b> | <b>Furniture Cost (in Rs.)</b> | <b>Unit Cost for C.W. (in Rs.)</b> |
|---------------|-----------------------|-------------------------------------|--|--------------------------------|------------------------------------|
| 1             | Classroom             | 48.60                               | 973749.60                                  | 100000.00                      | 1073749.60                         |
| 2             | Laboratory            | 72.90                               | 1460624.40                                 | 150000.00                      | 1610624.40                         |
| 3             | Principal Room        | 16.20                               | 324583.20                                  | 40000.00                       | 364583.20                          |
| 4             | Office and Staff Room | 16.20                               | 324583.20                                  | 40000.00                       | 364583.20                          |
| 5             | Computer Lab          | 72.90                               | 1460624.40                                 | 40000.00                       | 1500624.40                         |
| 6             | Library               | 64.80                               | 1298332.80                                 | 100000.00                      | 1398332.80                         |
| 7             | Art and Craft Room    | 40.50                               | 811458.00                                  | 40000.00                       | 851458.00                          |
| 8             | Toilet Block          | 0.00                                | 275000.00                                  | 0.00                           | 275000.00                          |

**Plain Area**

| <b>S. No.</b> | <b>Particulars</b>    | <b>Total Plinth Area (Sq. Mtr.)</b> | <b>Unit Cost for Construction (in Rs.)</b> | <b>Furniture Cost (in Rs.)</b> | <b>Unit Cost for C.W. (in Rs.)</b> |
|---------------|-----------------------|-------------------------------------|--|--------------------------------|------------------------------------|
| 1             | Classroom             | 64.80                               | 1132898.40                                 | 100000.00                      | 1232898.40                         |
| 2             | Laboratory            | 72.90                               | 1274510.70                                 | 150000.00                      | 1424510.70                         |
| 3             | Principal Room        | 16.20                               | 283224.60                                  | 40000.00                       | 323224.60                          |
| 4             | Office and Staff Room | 16.20                               | 283224.60                                  | 40000.00                       | 323224.60                          |
| 5             | Computer Lab          | 72.90                               | 1274510.70                                 | 40000.00                       | 1314510.70                         |
| 6             | Library               | 64.80                               | 1132898.40                                 | 100000.00                      | 1232898.40                         |
| 7             | Art and Craft Room    | 40.50                               | 708061.50                                  | 40000.00                       | 748061.50                          |
| 8             | Toilet Block          | 0.00                                | 225000.00                                  | 0.00                           | 225000.00                          |

In this regard, for construction of additional classroom, a science lab, computer lab, art/craft room and new schools for secondary classes in the state, the unit cost of each item is presented in the above table.

### **Summary Statement of Status and Issues of Secondary Education in Uttarakhand**

This section is intended to present the summary statement of the status of secondary education in Uttarakhand and issues arising out of the analysis.

In year 2011-12 we have proposed the unit cost for civil works as per state Govt. PWD scheduled rates, but GOI sanctioned the unit cost as per RMSA norms Uttarakhand. After discussion with construction agency not a single agency agreed for construction on the unit cost. In meeting of finance committee and executive committee of USKLMSP, the state govt. agreed to borne the additional unit cost for civil works state in 2009-10 and also directed to USKMSB that the new AWP&B

for 2012-13 will proposed on the revised scheduled rates of state PWD of GOI not sanctioned the unit cost as state PWD scheduled rates then it will be difficult to construction in secondary level. It is also note the unit cost for civil work is as per state PWD scheduled rates in SSA sanctioned by GOI.

## **Chapter VI**

### **Strategies and Action Programmes**

---

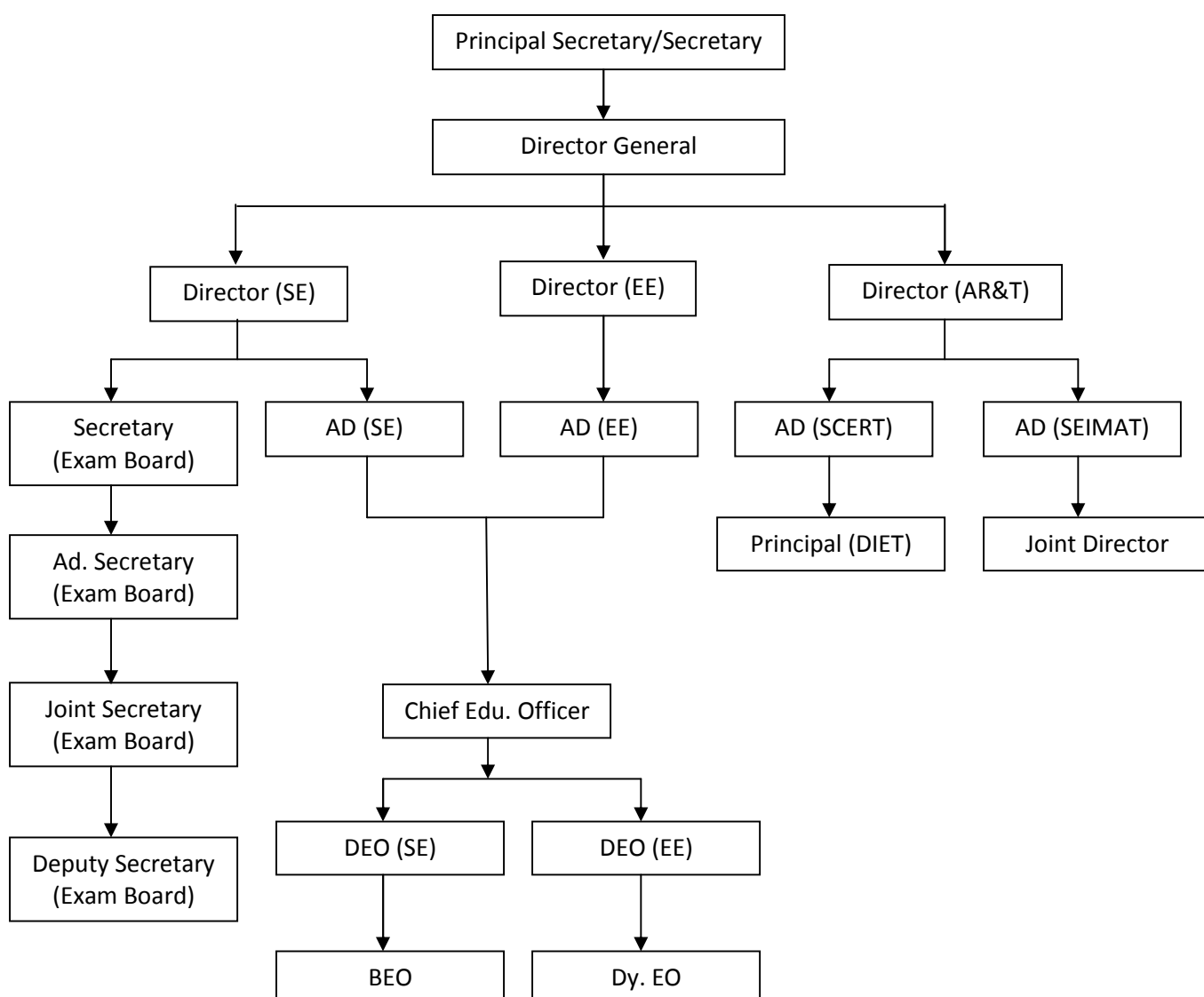
This section summaries the key mechanisms for implementing policy that are identified and interventions listed, along with the formed steps that need to be taken-

#### **Advocacy and stake holder participation-**

In Uttarakhand, the Panchayati Raj, Municipal Bodies, Community, Teachers, Parents and other stakeholders have already been involved in all the activities from planning, implementation, monitoring to evaluation process for the qualitative improvement of education. With the emergence of RMSA their role has become prominent. For the effective implementation of RMSA's goals and objectives, various committees have been formed from block, district to state level and each committee has the representatives of Panchayati Raj/Municipal Bodies, community, teachers, parents and other stakeholders. All these representatives were trained through various orientation programmes/workshops for making their greater participation in the process of planning. All these representatives have been included in micro planning exercise and in school improvement plan. All the representatives will also be involved in all the activities related to planning, monitoring, evaluation and implementation of RMSA from time to time. They are being involved in all the activities related to data collection of Data Capture format. Their services will be taken into account for the identification and verification of all the out of school children, girls and children of specific focus group. They will make arrangements of the resources like free of cost land, to the school management. The capacity of all the representatives will be build up from time to time for their greater participation in all the activities of RMSA.

School education Secretariat is taking policy decisions at state Govt. level and Directorate of school education is supreme body to take departmental decisions at school level.

## Administrative Structure of School Education Department



There is great people participation in school. Parent teacher Association (PTA) school development and management committees (SDMCS) constituted in each secondary schools SDMC is fully accountable to implementation of RMSA activities of school level.

### Qualitative Expansion – Access and Participation

#### (i) To Improve Access

- The first and foremost strategy is to improve physical access to secondary classes in terms of material, resources and infrastructure. Physical access will be improved by creating additional classrooms in the existing secondary schools.

- The expansion and strengthening of existing schools and higher secondary schools will be done according to the need that has been arisen from the UDISE data.
- The state of Uttarakhand has proposal for opening new schools. For achieve the goal of universal and affordable accessibility the state has proposed upgradation of upper primary schools. State has already achieved a Gross Access Ratio of 83.65 and many of unserved habitation is scattered and sparsely populated.
- Based on school mapping exercise the state will upgrade upper primary schools in the rest of the habitation. The first priority will be given to those schools who fulfill all the norms and are at the farthest distance i.e. in the radius of 15 km or more, then to the radius of 10-15 km, then 8-10 km, and at last to 5-8 kms. Even though if some habitation remains unserved then in that condition the provision of Open Schooling System will be there.
- The state norms for upgradation of upper primary school in secondary school are atleast 5 km radius from secondary school and minimum 20 children will be enrolled in class IX. State govt. should be relaxed these norms in specific geographical and social reasons.
- School mapping exercise completed in all 13 districts and upgradation of UPS are proposed on school mapping exercise.
- GIS mapping exercise is going on with help of Uttarakhand space application centre (USAC) and will be completed by in year 2013-14.
- To improve the access, hostel facilities for SC/ST and girl children will be provided and free of cost textbooks, uniforms etc. will be distributed.
- According to UDISE data, the additional sections of class in school pupil teacher ratio exceeds will be extended in the circumstance where the enrolment of the students will be 30:1.
- The State is proposing the upgradation of secondary and higher secondary schools only after school mapping.

- Presently, these are 19 educationally backward blocks in our state according to 2001 census. They need special attention in the form of teacher training, remedial teaching, special coaching and counseling for students to improve their performance.
- Special attention is given for boarder area, SC/ST and minority concentrated districts.

**Progress in Access-** For the access to Secondary Education the Upper Primary Schools are upgraded as per norms, which are:-

1. Govt. upper primary school which have no secondary school within the periphery of 5km.
2. The no. of expected students in class IX should be 20 in upgraded schools.

In hilly and disadvantage group dominated areas these norms are being relaxed.

The total no. of upper primary school upgraded in 2009-10, 2010-11 & 2011-12 in state are following-

**Table 6.1 No. of Upgraded UPS**

| S NO.        | District    | School upgraded in 2009-10 | School upgraded in 2010-11 | School upgraded in 2011-12 | Total      | Staff Sanctioned |             |                  |            |
|--------------|-------------|----------------------------|----------------------------|----------------------------|------------|------------------|-------------|------------------|------------|
|              |             |                            |                            |                            |            | H.M.             | Teachers    | Office Attendant | Lab Astd.  |
| 1            | Almora      | 04                         | 07                         | 14                         | 25         | 25               | 147         | 25               | 25         |
| 2            | Bageshwar   | 02                         | 05                         | 08                         | 15         | 15               | 89          | 15               | 15         |
| 3            | Champawat   | 0                          | 05                         | 11                         | 16         | 16               | 90          | 16               | 16         |
| 4            | Chamoli     | 02                         | 05                         | 11                         | 18         | 18               | 104         | 18               | 18         |
| 5            | Dehradun    | 03                         | 04                         | 08                         | 15         | 15               | 89          | 15               | 15         |
| 6            | Haridwar    | 02                         | 07                         | 09                         | 18         | 18               | 108         | 18               | 18         |
| 7            | Nainital    | 01                         | 05                         | 07                         | 13         | 13               | 77          | 13               | 13         |
| 8            | Tehri       | 03                         | 03                         | 12                         | 18         | 18               | 102         | 18               | 18         |
| 9            | Pithoragarh | 02                         | 06                         | 22                         | 30         | 30               | 166         | 30               | 30         |
| 10           | Pauri       | 01                         | 03                         | 10                         | 14         | 14               | 78          | 14               | 14         |
| 11           | Rudraprayag | 01                         | 02                         | 03                         | 06         | 06               | 36          | 06               | 06         |
| 12           | U.S. Nagar  | 01                         | 03                         | 19                         | 23         | 23               | 123         | 23               | 23         |
| 13           | Uttarkashi  | 01                         | 03                         | 13                         | 17         | 17               | 93          | 17               | 17         |
| <b>Total</b> |             | <b>23</b>                  | <b>58</b>                  | <b>147</b>                 | <b>228</b> | <b>228</b>       | <b>1302</b> | <b>228</b>       | <b>228</b> |

**Table 6.2 Status of Districtwise and Yearwise School Upgraded and Functioning**

| S. No. | District   | 2009-10    |            | 2010-11    |            | 2011-12    |            |
|--------|------------|------------|------------|------------|------------|------------|------------|
|        |            | Sanctioned | Functioned | Sanctioned | Functioned | Sanctioned | Functioned |
| 1      | Dehradun   | 03         | 03         | 04         | 04         | 08         | 08         |
| 2      | Haridwar   | 02         | 02         | 07         | 07         | 09         | 09         |
| 3      | Tehri      | 03         | 03         | 03         | 03         | 12         | 12         |
| 4      | Uttarkashi | 01         | 01         | 03         | 03         | 13         | 13         |
| 5      | Pauri      | 01         | 01         | 03         | 03         | 10         | 10         |



| S. No.       | District    | 2009-10    |            | 2010-11    |            | 2011-12    |            |
|--------------|-------------|------------|------------|------------|------------|------------|------------|
|              |             | Sanctioned | Functioned | Sanctioned | Functioned | Sanctioned | Functioned |
| 6            | Chamoli     | 02         | 02         | 05         | 05         | 11         | 11         |
| 7            | Rudraprayag | 01         | 01         | 02         | 02         | 03         | 03         |
| 8            | Almora      | 04         | 04         | 07         | 07         | 14         | 14         |
| 9            | Bageshwar   | 02         | 02         | 05         | 05         | 08         | 08         |
| 10           | Champawat   | 0          | 0          | 05         | 05         | 11         | 11         |
| 11           | Nainital    | 01         | 01         | 05         | 05         | 07         | 07         |
| 12           | Pithoragarh | 02         | 02         | 06         | 06         | 22         | 22         |
| 13           | US Nagar    | 01         | 01         | 03         | 03         | 19         | 19         |
| <b>Total</b> |             | <b>23</b>  | <b>23</b>  | <b>58</b>  | <b>58</b>  | <b>147</b> | <b>147</b> |

**Table 6.3 Physical infrastructure given to all upgraded school**

| S. No. | Infrastructure     | Provided to each school | No. of Infrastructure |         |         |       |
|--------|--------------------|-------------------------|-----------------------|---------|---------|-------|
|        |                    |                         | 2009-10               | 2010-11 | 2011-12 | Total |
| 1      | Classroom          | 02/04                   | 137                   | 140     | 364     | 641   |
| 2      | Head master        | 01                      | 23                    | 58      | 147     | 228   |
| 3      | Office room        | 01                      | 23                    | 58      | 147     | 228   |
| 4      | Library room       | 01                      | 23                    | 58      | 147     | 228   |
| 5      | Computer room      | 01                      | 23                    | 58      | 147     | 228   |
| 6      | Laboratory         | 01                      | 23                    | 58      | 147     | 228   |
| 7      | Art and Craft room | 01                      | 23                    | 58      | 147     | 228   |
| 8      | Toilet block       | 01                      | 23                    | 58      | 147     | 228   |
| 9      | Lab equipment      | 01                      | 23                    | 58      | 147     | 228   |

The unit cost sanctioned for a upgraded secondary school by the GOI is Rs 46.86 lakhs for 01 sanction school are Rs 58.12 lakhs for 02 section schools including furniture, which is not sufficient. State govt. proposed the separate unit cost for hilly and plain area, according to state PWD norms. State govt. prepared school specific design and estimates to all upgraded schools separately. The approximate unit cost for each construction work is following as state PWD scheduled Rates-

**Table 6.4 Unit Cost as per state norms (Hill Area) 2012-13**

| S N | Work             | State Norm (L X B) | Room Size (Sq. mtr.) | Circulation area (20% + Wall area 15%) (In Sq. mtr.) | Total plinth area (Sq. mtr.) | Construction cost as per PWD Norms (Per Sq. Mtr.) | Unit Cost for Construction | Furniture Cost | Unit Cost for C.W. |
|-----|------------------|--------------------|----------------------|--|------------------------------|---|----------------------------|----------------|--------------------|
| 1   | Classroom        | 6m X 6m            | 36                   | 12.60  | 48.60                        | 20036   | 973749.600                 | 100000.00      | 1073749.600        |
| 2   | Laboratory       | 9m X 6m            | 54                   | 18.90  | 72.90                        | 20036   | 1460624.400                | 150000.00      | 1610624.400        |
| 3   | Principal Room   | 4m X 3m            | 12                   | 4.20   | 16.20                        | 20036   | 324583.200                 | 40000.00       | 364583.200         |
| 4   | Office Room      | 4m X 3m            | 12                   | 4.20   | 16.20                        | 20036   | 324583.200                 | 40000.00       | 364583.200         |
| 5   | Computer Lab     | 9m X 6m            | 54                   | 18.90  | 72.90                        | 20036   | 1460624.400                | 40000.00       | 1500624.400        |
| 6   | Library          | 8m X 6m            | 48                   | 16.80  | 64.80                        | 20036   | 1298332.800                | 100000.00      | 1398332.800        |
| 7   | Art & Craft Room | 6m X 5m            | 30                   | 10.50  | 40.50                        | 20036   | 811458.000                 | 40000.00       | 851458.000         |
| 8   | Toilet Block     |                    |                      | 0.00   | 0.00                         |   | 275000.000                 | 0.00           | 275000.000         |
| 9   | Lab. Equipment   |                    |                      |  |                              |   |                            |                | 100000.000         |

**Table 6.5 Unit Cost as per state norms (Plain Area) 2012-13**

| S N | Work           | State Norm (L X B) | Room Size (Sq. mtr.) | Circulation area (20% + Wall area 15%) (In Sq. mtr.) | Total plinth area (Sq. mtr.) | Construction cost as per PWD Norms (Per Sq. Mtr.) | Unit Cost for Construction | Furniture Cost | Unit Cost for C.W. |
|-----|----------------|--------------------|----------------------|--|------------------------------|---|----------------------------|----------------|--------------------|
| 1   | Classroom      | 8m X 6m            | 48                   | 16.80  | 64.80                        | 17483   | 1132898.40                 | 100000.00      | 1232898.400        |
| 2   | Laboratory     | 9m X 6m            | 54                   | 18.90  | 72.90                        | 17483   | 1274510.70                 | 150000.00      | 1424510.700        |
| 3   | Principal Room | 4m X 3m            | 12                   | 4.20   | 16.20                        | 17483   | 283224.60                  | 40000.00       | 323224.600         |

|   |                  |         |    |       |       |       |            |           |             |
|---|------------------|---------|----|-------|-------|-------|------------|-----------|-------------|
| 4 | Office Room      | 4m X 3m | 12 | 4.20  | 16.20 | 17483 | 283224.60  | 40000.00  | 323224.600  |
| 5 | Computer Lab     | 9m X 6m | 54 | 18.90 | 72.90 | 17483 | 1274510.70 | 40000.00  | 1314510.700 |
| 6 | Library          | 8m X 6m | 48 | 16.80 | 64.80 | 17483 | 1132898.40 | 100000.00 | 1232898.400 |
| 7 | Art & Craft Room | 6m X 5m | 30 | 10.50 | 40.50 | 17483 | 708061.50  | 40000.00  | 748061.500  |
| 8 | Toilet Block     |         |    | 0.00  | 0.00  |       | 225000.00  | 0.00      | 225000.000  |
| 9 | Lab. Equipment   |         |    |       |       |       |            |           | 100000.000  |

**Table 6.6 Unit Cost for New Upgraded High School with One Section 2012-13  
(Hilly Area)**

| S. No.                           | Work                  | Unit cost (Hilly Area) | Total No. | Budget for Construction | Furniture cost   | Total cost for C.W. |
|----------------------------------|-----------------------|------------------------|-----------|-------------------------|------------------|---------------------|
| 1                                | Classroom             | 973749.60              | 2         | 1947499.20              | 200000.00        | 2147499.20          |
| 2                                | Laboratory            | 1460624.40             | 1         | 1460624.40              | 150000.00        | 1610624.40          |
| 3                                | Principal Room        | 324583.20              | 1         | 324583.20               | 40000.00         | 364583.20           |
| 4                                | Office and Staff Room | 324583.20              | 1         | 324583.20               | 40000.00         | 364583.20           |
| 5                                | Computer Lab          | 1460624.40             | 1         | 1460624.40              | 40000.00         | 1500624.40          |
| 6                                | Library               | 1298332.80             | 1         | 1298332.80              | 100000.00        | 1398332.80          |
| 7                                | Art and Craft Room    | 811458.00              | 1         | 811458.00               | 40000.00         | 851458.00           |
| 8                                | Toilet Block          | 275000.00              | 1         | 275000.00               | 0.00             | 275000.00           |
| <b>Total Cost</b>                |                       |                        |           | <b>7902705.20</b>       | <b>610000.00</b> | <b>8512705.20</b>   |
| <b>Lab Equipment</b>             |                       |                        |           |                         |                  | <b>100000.00</b>    |
| <b>Total cost for one school</b> |                       |                        |           |                         |                  | <b>8612705.20</b>   |

**Table 6.7 Unit Cost for New Upgraded High School with Two Section 2012-13  
(Hilly Area)**

| S. No.                           | Work                  | Unit cost (Hilly Area) | Total No. | Budget for Construction | Furniture cost   | Total cost for C.W. |
|----------------------------------|-----------------------|------------------------|-----------|-------------------------|------------------|---------------------|
| 1                                | Classroom             | 973749.60              | 4         | 3894998.40              | 400000.00        | 4294998.40          |
| 2                                | Laboratory            | 1460624.40             | 1         | 1460624.40              | 150000.00        | 1610624.40          |
| 3                                | Principal Room        | 324583.20              | 1         | 324583.20               | 40000.00         | 364583.20           |
| 4                                | Office and Staff Room | 324583.20              | 1         | 324583.20               | 40000.00         | 364583.20           |
| 5                                | Computer Lab          | 1460624.40             | 1         | 1460624.40              | 40000.00         | 1500624.40          |
| 6                                | Library               | 1298332.80             | 1         | 1298332.80              | 100000.00        | 1398332.80          |
| 7                                | Art and Craft Room    | 811458.00              | 1         | 811458.00               | 40000.00         | 851458.00           |
| 8                                | Toilet Block          | 275000.00              | 1         | 275000.00               | 0.00             | 275000.00           |
| <b>Total Cost</b>                |                       |                        |           | <b>9850204.40</b>       | <b>810000.00</b> | <b>10660204.40</b>  |
| <b>Lab Equipment</b>             |                       |                        |           |                         |                  | <b>100000.00</b>    |
| <b>Total cost for one school</b> |                       |                        |           |                         |                  | <b>10760204.40</b>  |

**Table 6.8 Unit Cost for New Upgraded High School with One Section 2012-13  
(plain Area)**

| S. No.                           | Work                  | Unit cost (Plan Area) | Total No. | Budget for Construction | Furniture cost   | Total cost for C.W. |
|----------------------------------|-----------------------|-----------------------|-----------|-------------------------|------------------|---------------------|
| 1                                | Classroom             | 1132898.40            | 2         | 2265796.80              | 200000.00        | 2465796.80          |
| 2                                | Laboratory            | 1274510.70            | 1         | 1274510.70              | 150000.00        | 1424510.70          |
| 3                                | Principal Room        | 283224.60             | 1         | 283224.60               | 40000.00         | 323224.60           |
| 4                                | Office and Staff Room | 283224.60             | 1         | 283224.60               | 40000.00         | 323224.60           |
| 5                                | Computer Lab          | 1274510.70            | 1         | 1274510.70              | 40000.00         | 1314510.70          |
| 6                                | Library               | 1132898.40            | 1         | 1132898.40              | 100000.00        | 1232898.40          |
| 7                                | Art and Craft Room    | 708061.50             | 1         | 708061.50               | 40000.00         | 748061.50           |
| 8                                | Toilet Block          | 225000.00             | 1         | 225000.00               | 0.00             | 225000.00           |
| <b>Total Cost</b>                |                       |                       |           | <b>7447227.30</b>       | <b>610000.00</b> | <b>8057227.30</b>   |
| <b>Lab Equipment</b>             |                       |                       |           |                         |                  | <b>100000.00</b>    |
| <b>Total cost for one school</b> |                       |                       |           |                         |                  | <b>8157227.30</b>   |

**Table 6.9 Unit Cost for New Upgraded High School with Two Section 2012-13  
(Plain Area)**

| S. No. | Work                  | Unit cost (Plan Area) | Total No. | Budget for Construction | Furniture cost | Total cost for C.W. |
|--------|-----------------------|-----------------------|-----------|-------------------------|----------------|---------------------|
| 1      | Classroom             | 1132898.40            | 4         | 4531593.60              | 400000.00      | 4931593.60          |
| 2      | Laboratory            | 1274510.70            | 1         | 1274510.70              | 150000.00      | 1424510.70          |
| 3      | Principal Room        | 283224.60             | 1         | 283224.60               | 40000.00       | 323224.60           |
| 4      | Office and Staff Room | 283224.60             | 1         | 283224.60               | 40000.00       | 323224.60           |

|                                  |                    |            |   |                   |                  |                    |
|----------------------------------|--------------------|------------|---|-------------------|------------------|--------------------|
| 5                                | Computer Lab       | 1274510.70 | 1 | 1274510.70        | 40000.00         | 1314510.70         |
| 6                                | Library            | 1132898.40 | 1 | 1132898.40        | 100000.00        | 1232898.40         |
| 7                                | Art and Craft Room | 708061.50  | 1 | 708061.50         | 40000.00         | 748061.50          |
| 8                                | Toilet Block       | 225000.00  | 1 | 225000.00         | 0.00             | 225000.00          |
| <b>Total Cost</b>                |                    |            |   | <b>9713024.10</b> | <b>810000.00</b> | <b>10523024.10</b> |
| <b>Lab Equipment</b>             |                    |            |   |                   |                  | <b>100000.00</b>   |
| <b>Total cost for one school</b> |                    |            |   |                   |                  | <b>10623024.10</b> |

### **Strengthening of Existing Schooling Provision**

Access is not only availability of school but also availability of basic minimum facilities in the school. Therefore, all the secondary schools in the state will be provided with basic minimum facilities such as minimum required furniture, drinking water, toilet blocks, electricity and a play ground. All the schools will be provided with the facility of ramps, earthquake resistant buildings, etc. according to the requirement of the school and locality.

State targeted to provided minimum required physical infrastructure in all secondary schools i.e. at least one class room for each section, 01 Integrated Laboratory, 01 Library, 01 Computer Lab, 01 Art and Craft Room and Toilet block.

Additional physical, human and academic resources are providing to existing Govt. Secondary School for strengthening of schools under RMSA. In year 2009-10, GOI sanctioned partially civil work under strengthening of existing school for 392 Govt. Secondary Schools, so these schools are not fully strengthened. In this year state proposed strengthening for these schools also. In year 2010-11 total 139 Govt. Secondary Schools covered under this component and provided physical resources for these schools. Because GOI not release total amount of civil works sanctioned in year 2009-10 and 2010-11, so these works are spilled over for year 2011-12. No strengthening of school sanctioned in year 2011-12. GOI released final installment of civil works sanctioned in year 2009-10 and 2010-11 in year 2011-12, which is cause of slow progress of civil work. The detail of work sanctioned in year 2009-10 and 2010-11 are following:-

**Table 6.10 Strengthening of School (2009-10)**

| S. No.       | District    | No. of School | Class Room | Science Labs | Computer Room | Art & Craft Room | Library Room | Toilet Block |
|--------------|-------------|---------------|------------|--------------|---------------|------------------|--------------|--------------|
| 1            | Almora      | 54            | 22         | 11           | 11            | 07               | 11           | 11           |
| 2            | Bageshwar   | 12            | 06         | 03           | 03            | 01               | 03           | 06           |
| 3            | Chamoli     | 36            | 0          | 0            | 0             | 0                | 0            | 36           |
| 4            | Champawat   | 20            | 06         | 04           | 04            | 0                | 0            | 06           |
| 5            | Dehradun    | 54            | 16         | 12           | 06            | 0                | 06           | 36           |
| 6            | Haridwar    | 06            | 12         | 06           | 0             | 0                | 06           | 06           |
| 7            | Nainital    | 46            | 20         | 08           | 06            | 08               | 08           | 08           |
| 8            | Pauri       | 42            | 19         | 15           | 15            | 15               | 15           | 30           |
| 9            | Pithoragarh | 38            | 0          | 0            | 0             | 0                | 04           | 36           |
| 10           | Rudraprayag | 17            | 06         | 03           | 03            | 03               | 03           | 06           |
| 11           | Tehri       | 07            | 14         | 0            | 0             | 0                | 0            | 0            |
| 12           | U.S. Nagar  | 45            | 11         | 07           | 07            | 7                | 07           | 21           |
| 13           | Uttarkashi  | 15            | 05         | 06           | 0             | 0                | 06           | 0            |
| <b>Total</b> |             | <b>392</b>    | <b>137</b> | <b>75</b>    | <b>55</b>     | <b>41</b>        | <b>69</b>    | <b>202</b>   |

**Table 6.11 Strengthening of School (2010-11)**

| S. No.       | District    | No. of School | Class Room | Science Labs | Computer Room | Art & Craft Room | Library Room | Toilet Block |
|--------------|-------------|---------------|------------|--------------|---------------|------------------|--------------|--------------|
| 1            | Almora      | 11            | 16         | 05           | 11            | 10               | 11           | 11           |
| 2            | Bageshwar   | 07            | 09         | 05           | 07            | 07               | 06           | 07           |
| 3            | Chamoli     | 19            | 33         | 12           | 19            | 19               | 15           | 19           |
| 4            | Champawat   | 01            | 01         | 0            | 01            | 01               | 01           | 01           |
| 5            | Dehradun    | 10            | 19         | 07           | 09            | 10               | 10           | 10           |
| 6            | Haridwar    | 11            | 15         | 08           | 11            | 09               | 11           | 11           |
| 7            | Nainital    | 29            | 51         | 09           | 26            | 27               | 24           | 29           |
| 8            | Pauri       | 14            | 21         | 09           | 13            | 13               | 11           | 14           |
| 9            | Pithoragarh | 04            | 06         | 02           | 04            | 04               | 04           | 04           |
| 10           | Rudraprayag | 06            | 11         | 03           | 06            | 06               | 05           | 06           |
| 11           | Tehri       | 12            | 25         | 09           | 12            | 12               | 12           | 12           |
| 12           | U.S. Nagar  | 08            | 28         | 03           | 07            | 07               | 06           | 08           |
| 13           | Uttarkashi  | 07            | 18         | 01           | 07            | 07               | 06           | 07           |
| <b>Total</b> |             | <b>139</b>    | <b>253</b> | <b>73</b>    | <b>133</b>    | <b>132</b>       | <b>122</b>   | <b>139</b>   |

**Table 6.12 Districtwise & Yearwise Sanctioned Minor & Major Repair**

| S. No.       | District    | 2009-10      |              | 2010-11      |              | 2011-12      |              |
|--------------|-------------|--------------|--------------|--------------|--------------|--------------|--------------|
|              |             | Minor Repair | Major Repair | Minor Repair | Major Repair | Minor Repair | Major Repair |
| 1            | Dehradun    | 134          | 0            | 36           | 07           | 125          | 09           |
| 2            | Haridwar    | 44           | 0            | 13           | &            | 47           | 03           |
| 3            | Tehri       | 219          | 0            | 58           | 05           | 192          | 13           |
| 4            | Uttarkashi  | 96           | 0            | 25           | &            | 80           | 02           |
| 5            | Pauri       | 271          | 0            | 71           | 30           | 229          | 14           |
| 6            | Chamoli     | 156          | 0            | 42           | 38           | 151          | 08           |
| 7            | Rudraprayag | 90           | 0            | 24           | 01           | 80           | 01           |
| 8            | Almora      | 210          | 0            | 55           | &            | 188          | 08           |
| 9            | Bageshwar   | 70           | 0            | 18           | 09           | 69           | 05           |
| 10           | Champawat   | 69           | 0            | 18           | 02           | 63           | 06           |
| 11           | Nainital    | 159          | 0            | 42           | 13           | 154          | 14           |
| 12           | Pithoragarh | 154          | 0            | 40           | 17           | 147          | 26           |
| 13           | US Nagar    | 88           | 0            | 24           | 04           | 90           | 06           |
| <b>Total</b> |             | <b>1760</b>  | <b>0</b>     | <b>466</b>   | <b>126</b>   | <b>1615</b>  | <b>115</b>   |

Govt. of Uttarakhand nominated state Irrigation Department and Rural Engineering service department as construction agencies for RMSA. MOU signed with these agencies by Uttarakhand Sabhi ke Liye Madhyamik Shiksha Parishad. Construction agencies visited to all construction sites and prepared site specific design and estimates. Executives committee of

RMSA requested to state govt. for bear the additional cost of civil work under state budget, State Govt. agreed to bear this for year 2009-12. State govt. directed to implementing society of RMSA to prepared AWPB as per State PWD scheduled rates approval of same.

Local community provided the land for construction work free of cost. Civil work monitoring committee is constituted at school level, which monitored the day to day progress of civil work, SMDC prepared estimates for major repair work at school level with the help of technical person of construction agency. Uttarakhand Sabhi ke Liye Madhyamik Shiksha Parishad nominated Executive Engineer (SSA) as a technical advisor for civil work at state level. A joint Director and an Asst. Director are looking after the civil work at state level. Detail of district wise additional grant beard by State Government for civil work under RMSA:-

**Table 6.13 Additional Grant Released by State Govt. for Civil Work**

| (Rs. in Lakhs) |             |               |                |                |                |
|----------------|-------------|---------------|----------------|----------------|----------------|
| SN             | District    | 2009-10       | 2010-11        | 2011-12        | Total          |
| 1              | Almora      | 28.00         | 22.32          | 199.07         | <b>249.39</b>  |
| 2              | Bageshwar   | 22.96         | 113.21         | 0.00           | <b>136.17</b>  |
| 3              | Chamoli     | 117.61        | 363.86         | 164.04         | <b>645.51</b>  |
| 4              | Champawat   | 28.01         | 18.83          | 219.18         | <b>266.02</b>  |
| 5              | Dehradun    | 63.21         | 60.16          | 32.98          | <b>156.35</b>  |
| 6              | Haridwar    | 0.00          | 20.86          | 34.08          | <b>54.94</b>   |
| 7              | Nainital    | 34.34         | 264.33         | 171.48         | <b>470.15</b>  |
| 8              | Pauri       | 102.55        | 137.36         | 196.57         | <b>436.48</b>  |
| 9              | Pithoragarh | 47.35         | 30.04          | 428.81         | <b>506.2</b>   |
| 10             | Rudraprayag | 13.89         | 72.56          | 133.86         | <b>220.31</b>  |
| 11             | Tehri       | 0.00          | 24.57          | 92.89          | <b>117.46</b>  |
| 12             | US Nagar    | 13.79         | 94.92          | 639.33         | <b>748.04</b>  |
| 13             | Uttarkashi  | 34.21         | 97.65          | 0.00           | <b>131.86</b>  |
| <b>Total</b>   |             | <b>505.92</b> | <b>1320.67</b> | <b>2312.29</b> | <b>4138.88</b> |

(As on 31 March, 2013)

Due to lack of land in hilly region State Government transfer the sanctioned civil work from one school to another school. State Project Office requested to GOI for approval of these works. The detail of works are following:-

**Table 6.14 List of Work Transfer in other school**

| SN | District Name | Particular   | Name of Sanctioned School | Name of Changed School | Reason                                    |
|----|---------------|--------------|---------------------------|------------------------|---|
| 1  | Dehradun      | Toilet Block | GGIC Kaulagarh            | GHSS Kotra Santor      | All Ready Exist                           |
| 2  |               | Toilet Block | GHSS Raipur               | GGHS Majra             | All Ready Exist                           |
| 3  |               | Toilet Block | GHSS Doiwala              | GGHS Markham Grant     | Sanctioned in both year 2009-10 & 2010-11 |
| 4  |               | Toilet Block | GHS Badripur              | GHS Kunja Grant        | Sanctioned in both year 2009-10 & 2010-11 |
| 5  |               | Toilet Block | GIC Mehunwala             | GGHS Shamshergarh      | Sanctioned in both year 2009-10 & 2010-11 |
| 6  |               | Science Lab. | GHS Rudrapur              | GHS Dhakrani           | All Ready Exist                           |

|    |              |                |                      |                     |   |
|----|--------------|----------------|----------------------|---------------------|---|
| 7  | U.S. Nagar   | Class Room     | GGIS Dharampur       | GGIC Dineshpur      | All Ready Exist                           |
| 8  |              | Toilet Block   | GHS Parwarkhera      | GHS Sarwarkhera     | School Name is GHS Sarwarkhera            |
| 9  |              | Science Lab.   | GHS Shivrajpur Patti | GGHS Haridaspur     | All Ready Exist                           |
| 10 |              | Class Room     | GHS Nagla Tarai      | GIC Darau           | All Ready Exist                           |
| 11 |              | Computer Room  | GHS Barkheri         | GHS Charubeta       | All Ready Exist                           |
| 12 |              | Computer Room  | GHS Shripur Bichawa  | GHS Bichawa         | School name correction                    |
| 13 |              | Science Lab.   | GHS                  | GHS Balkhera        | school name not mentioned in GOI sanction |
| 14 |              | Art/Craft Room | GGHS Turkagauri      | GGIC Kichha         | School not exist                          |
| 15 |              | Science Lab.   | GHS Hardaspur        | GHS Sisauna         | Sanctioned in both year 2009-10 & 2010-11 |
| 16 |              | Library Room   | GIC Sitarganj        |                     |   |
| 17 | Toilet Block | GGIC Sultanpur |                      |                     |   |
| 18 | Major Repair | GIS Shaktifarm | GIC Faujimatkot      | No need             |   |
| 19 | Pauri        | Toilet Block   | GHS Charkhinda       | GHS Khandmalla      | sanctioned Repeat in same year            |
| 20 |              | Toilet Block   | PHS Kalingakhil      | GIC Domatkhal       | Aided School                              |
| 21 |              | Toilet Block   | GIC Jaykotkhal       | GHS Jaykhal Borgaon | School name corrected                     |
| 22 | Chamoli      | Toilet Block   | GIC Banjbagar        | GHS Ummatta         | Sanctioned in both year 2009-10 & 2010-11 |
| 23 | Pithoragarh  | Toilet Block   | GHS Sel              | GIC Manley          | Sanctioned in both year 2009-10 & 2010-11 |
| 24 | Almora       | Science Lab.   | GHS Tuknauli         | GIC Bagwali Pokhar  | No availability of Land                   |
| 25 |              | Science Lab.   | GHS Jalna            | GGHS Jalna          |   |
| 26 |              | Science Lab.   | GHS Basar            | GIC Lodhiya         |   |

State Government cancelled some sanctioned civil works on the request of respective SMDC after verification of school SEMIS data. Details are following:-

**Table 6.15 Cancelled Civil Work (2009-10)**

| S.No. | District    | Name of the School  | Name of Construction Work | Nos. |
|-------|-------------|---------------------|---------------------------|------|
| 1     | Dehradun    | G.G.I.C. Kaulagarh  | Computer Room             | 1    |
| 2     |             | G.H.S. Sarauna      | Toilet Block              | 1    |
| 3     |             | G.I.C. Dobhalwala   | Computer Room             | 1    |
| 4     | Almora      | G.H.S. Joorkafoon   | Toilet Block              | 1    |
| 5     | Rudraprayag | G.H.S. Veena        | Toilet Block              | 1    |
| 6     |             | G.H.S. Ransi        | Toilet Block              | 1    |
| 7     |             | G.H.S. Kandabhardar | Toilet Block              | 1    |
| 8     | Pauri       | G.H.S. Baingwari    | Class Room                | 2    |
|       |             |                     | Computer Room             | 1    |
|       |             |                     | Art & Craft Room          | 1    |
|       |             |                     | Library Room              | 1    |
| 9     | Nainital    | G.H.S. Syat         | Science Laboratory Room   | 1    |
|       |             | G.I.C. Bheemtal     | Science Laboratory Room   | 1    |
|       |             | G.I.C. Khairna      | Computer Room             | 1    |

**Table 6.16 Cancelled Civil Work 2010-11**

| S.No. | District | Name of the School | Name of Construction Work | Nos. |
|-------|----------|--------------------|---------------------------|------|
| 1     | US Nagar | G.H.S. Haridaspur  | Class Room                | 1    |
|       |          |                    | Computer Room             | 1    |
|       |          |                    | Art & Craft Room          | 1    |
|       |          |                    | Library Room              | 1    |
|       |          |                    | Toilet Block              | 1    |
| 2     | Pauri    | G.I.C. Jagteshwar  | Class Room                | 1    |
|       |          |                    | Science Laboratory Room   | 1    |
|       |          |                    | Computer Room             | 1    |
|       |          |                    | Art & Craft Room          | 1    |
|       |          |                    | Library Room              | 1    |
| 3     | Nainital | G.H.S. Syat        | Toilet Block              | 1    |
|       |          |                    | Class Room                | 1    |
|       |          |                    | Computer Room             | 1    |
|       |          |                    | Art & Craft Room          | 1    |
|       |          |                    | Library Room              | 1    |
|       |          |                    | Toilet Block              | 1    |

**Table 6.18 Progress of Construction of Upgraded Schools (2009-10)**

| <b>S. No.</b>      | <b>District</b>      | <b>Name of Work</b> | <b>No. of Section</b> | <b>Sanctioned</b> | <b>Complete</b> | <b>In Progress</b> | <b>Un Started</b> |
|--------------------|----------------------|---------------------|-----------------------|-------------------|-----------------|--------------------|-------------------|
| <b>1</b>           | <b>2</b>             | <b>3</b>            | <b>4</b>              | <b>5</b>          | <b>6</b>        | <b>7</b>           | <b>8</b>          |
| 1                  | Almora               | Main Building       | 01 Section            | 2                 | 0               | 2                  | 0                 |
|                    |                      |                     | 02 Section            | 2                 | 0               | 2                  | 0                 |
|                    |                      |                     | <b>Total</b>          | <b>4</b>          | <b>0</b>        | <b>4</b>           | <b>0</b>          |
| 2                  | Bageshwar            | Main Building       | 01 Section            | 2                 | 1               | 1                  | 0                 |
|                    |                      |                     | 02 Section            | 0                 | 0               | 0                  | 0                 |
|                    |                      |                     | <b>Total</b>          | <b>2</b>          | <b>1</b>        | <b>1</b>           | <b>0</b>          |
| 3                  | Chamoli              | Main Building       | 01 Section            | 2                 | 0               | 2                  | 0                 |
|                    |                      |                     | 02 Section            | 0                 | 0               | 0                  | 0                 |
|                    |                      |                     | <b>Total</b>          | <b>2</b>          | <b>0</b>        | <b>2</b>           | <b>0</b>          |
| 4                  | Champawat            | Main Building       | 01 Section            | 0                 | 0               | 0                  | 0                 |
|                    |                      |                     | 02 Section            | 0                 | 0               | 0                  | 0                 |
|                    |                      |                     | <b>Total</b>          | <b>0</b>          | <b>0</b>        | <b>0</b>           | <b>0</b>          |
| 5                  | Dehradun             | Main Building       | 01 Section            | 3                 | 3               | 0                  | 0                 |
|                    |                      |                     | 02 Section            | 0                 | 0               | 0                  | 0                 |
|                    |                      |                     | <b>Total</b>          | <b>3</b>          | <b>3</b>        | <b>0</b>           | <b>0</b>          |
| 6                  | Haridwar             | Main Building       | 01 Section            | 0                 | 0               | 0                  | 0                 |
|                    |                      |                     | 02 Section            | 2                 | 2               | 0                  | 0                 |
|                    |                      |                     | <b>Total</b>          | <b>2</b>          | <b>2</b>        | <b>0</b>           | <b>0</b>          |
| 7                  | Nainital             | Main Building       | 01 Section            | 1                 | 0               | 1                  | 0                 |
|                    |                      |                     | 02 Section            | 0                 | 0               | 0                  | 0                 |
|                    |                      |                     | <b>Total</b>          | <b>1</b>          | <b>0</b>        | <b>1</b>           | <b>0</b>          |
| 8                  | Pauri                | Main Building       | 01 Section            | 1                 | 0               | 1                  | 0                 |
|                    |                      |                     | 02 Section            | 0                 | 0               | 0                  | 0                 |
|                    |                      |                     | <b>Total</b>          | <b>1</b>          | <b>0</b>        | <b>1</b>           | <b>0</b>          |
| 9                  | Pithoragarh          | Main Building       | 01 Section            | 2                 | 0               | 2                  | 0                 |
|                    |                      |                     | 02 Section            | 0                 | 0               | 0                  | 0                 |
|                    |                      |                     | <b>Total</b>          | <b>2</b>          | <b>0</b>        | <b>2</b>           | <b>0</b>          |
| 10                 | Rudraprayag          | Main Building       | 01 Section            | 0                 | 0               | 0                  | 0                 |
|                    |                      |                     | 02 Section            | 1                 | 1               | 0                  | 0                 |
|                    |                      |                     | <b>Total</b>          | <b>1</b>          | <b>1</b>        | <b>0</b>           | <b>0</b>          |
| 11                 | Tehri                | Main Building       | 01 Section            | 3                 | 1               | 2                  | 0                 |
|                    |                      |                     | 02 Section            | 0                 | 0               | 0                  | 0                 |
|                    |                      |                     | <b>Total</b>          | <b>3</b>          | <b>1</b>        | <b>2</b>           | <b>0</b>          |
| 12                 | U.S. Nagar           | Main Building       | 01 Section            | 0                 | 0               | 0                  | 0                 |
|                    |                      |                     | 02 Section            | 1                 | 1               | 0                  | 0                 |
|                    |                      |                     | <b>Total</b>          | <b>1</b>          | <b>1</b>        | <b>0</b>           | <b>0</b>          |
| 13                 | Uttarkashi           | Main Building       | 01 Section            | 0                 | 0               | 0                  | 0                 |
|                    |                      |                     | 02 Section            | 1                 | 0               | 1                  | 0                 |
|                    |                      |                     | <b>Total</b>          | <b>1</b>          | <b>0</b>        | <b>1</b>           | <b>0</b>          |
| <b>Uttarakhand</b> | <b>Main Building</b> | <b>01 Section</b>   | <b>16</b>             | <b>5</b>          | <b>11</b>       | <b>0</b>           |                   |
|                    |                      | <b>02 Section</b>   | <b>7</b>              | <b>4</b>          | <b>3</b>        | <b>0</b>           |                   |
|                    |                      | <b>Total</b>        | <b>23</b>             | <b>9</b>          | <b>14</b>       | <b>0</b>           |                   |

**Table 6.19 Progress of Construction of Upgraded Schools (2010-11)**

| <b>S. No.</b>     | <b>District</b>      | <b>Name of Work</b> | <b>No. of Section</b> | <b>Sanctioned</b> | <b>Complete</b> | <b>In Progress</b> | <b>Un Started</b> |
|-------------------|----------------------|---------------------|-----------------------|-------------------|-----------------|--------------------|-------------------|
| <b>1</b>          | <b>2</b>             | <b>3</b>            | <b>4</b>              | <b>5</b>          | <b>6</b>        | <b>7</b>           | <b>8</b>          |
| 1                 | Almora               | Main Building       | 01 Section            | 7                 | 0               | 6                  | 1                 |
|                   |                      |                     | 02 Section            | 0                 | 0               | 0                  | 0                 |
|                   |                      |                     | <b>Total</b>          | <b>7</b>          | <b>0</b>        | <b>6</b>           | <b>1</b>          |
| 2                 | Bageshwar            | Main Building       | 01 Section            | 5                 | 1               | 4                  | 0                 |
|                   |                      |                     | 02 Section            | 0                 | 0               | 0                  | 0                 |
|                   |                      |                     | <b>Total</b>          | <b>5</b>          | <b>1</b>        | <b>4</b>           | <b>0</b>          |
| 3                 | Chamoli              | Main Building       | 01 Section            | 5                 | 0               | 3                  | 2                 |
|                   |                      |                     | 02 Section            | 0                 | 0               | 0                  | 0                 |
|                   |                      |                     | <b>Total</b>          | <b>5</b>          | <b>0</b>        | <b>3</b>           | <b>2</b>          |
| 4                 | Champawat            | Main Building       | 01 Section            | 5                 | 0               | 4                  | 1                 |
|                   |                      |                     | 02 Section            | 0                 | 0               | 0                  | 0                 |
|                   |                      |                     | <b>Total</b>          | <b>5</b>          | <b>0</b>        | <b>4</b>           | <b>1</b>          |
| 5                 | Dehradun             | Main Building       | 01 Section            | 4                 | 1               | 3                  | 0                 |
|                   |                      |                     | 02 Section            | 0                 | 0               | 0                  | 0                 |
|                   |                      |                     | <b>Total</b>          | <b>4</b>          | <b>1</b>        | <b>3</b>           | <b>0</b>          |
| 6                 | Haridwar             | Main Building       | 01 Section            | 0                 | 0               | 0                  | 0                 |
|                   |                      |                     | 02 Section            | 7                 | 4               | 3                  | 0                 |
|                   |                      |                     | <b>Total</b>          | <b>7</b>          | <b>4</b>        | <b>3</b>           | <b>0</b>          |
| 7                 | Nainital             | Main Building       | 01 Section            | 3                 | 0               | 3                  | 0                 |
|                   |                      |                     | 02 Section            | 2                 | 0               | 2                  | 0                 |
|                   |                      |                     | <b>Total</b>          | <b>5</b>          | <b>0</b>        | <b>5</b>           | <b>0</b>          |
| 8                 | Pauri                | Main Building       | 01 Section            | 3                 | 0               | 3                  | 0                 |
|                   |                      |                     | 02 Section            | 0                 | 0               | 0                  | 0                 |
|                   |                      |                     | <b>Total</b>          | <b>3</b>          | <b>0</b>        | <b>3</b>           | <b>0</b>          |
| 9                 | Pithoragarh          | Main Building       | 01 Section            | 6                 | 0               | 6                  | 0                 |
|                   |                      |                     | 02 Section            | 0                 | 0               | 0                  | 0                 |
|                   |                      |                     | <b>Total</b>          | <b>6</b>          | <b>0</b>        | <b>6</b>           | <b>0</b>          |
| 10                | Rudraprayag          | Main Building       | 01 Section            | 2                 | 0               | 1                  | 1                 |
|                   |                      |                     | 02 Section            | 0                 | 0               | 0                  | 0                 |
|                   |                      |                     | <b>Total</b>          | <b>2</b>          | <b>0</b>        | <b>1</b>           | <b>1</b>          |
| 11                | Tehri                | Main Building       | 01 Section            | 3                 | 0               | 3                  | 0                 |
|                   |                      |                     | 02 Section            | 0                 | 0               | 0                  | 0                 |
|                   |                      |                     | <b>Total</b>          | <b>3</b>          | <b>0</b>        | <b>3</b>           | <b>0</b>          |
| 12                | U.S. Nagar           | Main Building       | 01 Section            | 0                 | 0               | 0                  | 0                 |
|                   |                      |                     | 02 Section            | 3                 | 0               | 3                  | 0                 |
|                   |                      |                     | <b>Total</b>          | <b>3</b>          | <b>0</b>        | <b>3</b>           | <b>0</b>          |
| 13                | Uttarkashi           | Main Building       | 01 Section            | 3                 | 0               | 2                  | 1                 |
|                   |                      |                     | 02 Section            | 0                 | 0               | 0                  | 0                 |
|                   |                      |                     | <b>Total</b>          | <b>3</b>          | <b>0</b>        | <b>2</b>           | <b>1</b>          |
| <b>Uttarkhand</b> | <b>Main Building</b> | <b>01 Section</b>   | 46                    | 2                 | 38              | 6                  |                   |
|                   |                      | <b>02 Section</b>   | 12                    | 4                 | 8               | 0                  |                   |
|                   |                      | <b>Total</b>        | <b>58</b>             | <b>6</b>          | <b>46</b>       | <b>6</b>           |                   |



**Table 6.20 Progress of Construction of Upgraded Schools (2011-12)**

| <b>S. No.</b>      | <b>District</b>      | <b>Name of Work</b> | <b>No. of Section</b> | <b>Sanctioned</b> | <b>Complete</b> | <b>In Progress</b> | <b>Un Started</b> |
|--------------------|----------------------|---------------------|-----------------------|-------------------|-----------------|--------------------|-------------------|
| <b>1</b>           | <b>2</b>             | <b>3</b>            | <b>4</b>              | <b>5</b>          | <b>6</b>        | <b>7</b>           | <b>8</b>          |
| 1                  | Almora               | Main Building       | 01 Section            | 12                | 0               | 11                 | 1                 |
|                    |                      |                     | 02 Section            | 2                 | 0               | 1                  | 1                 |
|                    |                      |                     | <b>Total</b>          | <b>14</b>         | <b>0</b>        | <b>12</b>          | <b>2</b>          |
| 2                  | Bageshwar            | Main Building       | 01 Section            | 5                 | 0               | 0                  | 5                 |
|                    |                      |                     | 02 Section            | 3                 | 0               | 0                  | 3                 |
|                    |                      |                     | <b>Total</b>          | <b>8</b>          | <b>0</b>        | <b>0</b>           | <b>8</b>          |
| 3                  | Chamoli              | Main Building       | 01 Section            | 11                | 0               | 4                  | 7                 |
|                    |                      |                     | 02 Section            | 0                 | 0               | 0                  | 0                 |
|                    |                      |                     | <b>Total</b>          | <b>11</b>         | <b>0</b>        | <b>4</b>           | <b>7</b>          |
| 4                  | Champawat            | Main Building       | 01 Section            | 11                | 0               | 11                 | 0                 |
|                    |                      |                     | 02 Section            | 0                 | 0               | 0                  | 0                 |
|                    |                      |                     | <b>Total</b>          | <b>11</b>         | <b>0</b>        | <b>11</b>          | <b>0</b>          |
| 5                  | Dehradun             | Main Building       | 01 Section            | 7                 | 0               | 7                  | 0                 |
|                    |                      |                     | 02 Section            | 1                 | 0               | 1                  | 0                 |
|                    |                      |                     | <b>Total</b>          | <b>8</b>          | <b>0</b>        | <b>8</b>           | <b>0</b>          |
| 6                  | Haridwar             | Main Building       | 01 Section            | 7                 | 0               | 7                  | 0                 |
|                    |                      |                     | 02 Section            | 2                 | 0               | 2                  | 0                 |
|                    |                      |                     | <b>Total</b>          | <b>9</b>          | <b>0</b>        | <b>9</b>           | <b>0</b>          |
| 7                  | Nainital             | Main Building       | 01 Section            | 5                 | 0               | 5                  | 0                 |
|                    |                      |                     | 02 Section            | 2                 | 0               | 2                  | 0                 |
|                    |                      |                     | <b>Total</b>          | <b>7</b>          | <b>0</b>        | <b>7</b>           | <b>0</b>          |
| 8                  | Pauri                | Main Building       | 01 Section            | 8                 | 0               | 8                  | 0                 |
|                    |                      |                     | 02 Section            | 2                 | 0               | 2                  | 0                 |
|                    |                      |                     | <b>Total</b>          | <b>10</b>         | <b>0</b>        | <b>10</b>          | <b>0</b>          |
| 9                  | Pithoragarh          | Main Building       | 01 Section            | 22                | 0               | 20                 | 2                 |
|                    |                      |                     | 02 Section            | 0                 | 0               | 0                  | 0                 |
|                    |                      |                     | <b>Total</b>          | <b>22</b>         | <b>0</b>        | <b>20</b>          | <b>2</b>          |
| 10                 | Rudraprayag          | Main Building       | 01 Section            | 3                 | 0               | 3                  | 0                 |
|                    |                      |                     | 02 Section            | 0                 | 0               | 0                  | 0                 |
|                    |                      |                     | <b>Total</b>          | <b>3</b>          | <b>0</b>        | <b>3</b>           | <b>0</b>          |
| 11                 | Tehri                | Main Building       | 01 Section            | 11                | 0               | 6                  | 5                 |
|                    |                      |                     | 02 Section            | 1                 | 0               | 1                  | 0                 |
|                    |                      |                     | <b>Total</b>          | <b>12</b>         | <b>0</b>        | <b>7</b>           | <b>5</b>          |
| 12                 | U.S. Nagar           | Main Building       | 01 Section            | 5                 | 0               | 5                  | 0                 |
|                    |                      |                     | 02 Section            | 14                | 0               | 14                 | 0                 |
|                    |                      |                     | <b>Total</b>          | <b>19</b>         | <b>0</b>        | <b>19</b>          | <b>0</b>          |
| 13                 | Uttarkashi           | Main Building       | 01 Section            | 5                 | 0               | 5                  | 0                 |
|                    |                      |                     | 02 Section            | 8                 | 0               | 8                  | 0                 |
|                    |                      |                     | <b>Total</b>          | <b>13</b>         | <b>0</b>        | <b>13</b>          | <b>0</b>          |
| <b>Uttarakhand</b> | <b>Main Building</b> | <b>01 Section</b>   | 112                   | 0                 | 92              | 20                 |                   |
|                    |                      | <b>02 Section</b>   | 35                    | 0                 | 31              | 4                  |                   |
|                    |                      | <b>Total</b>        | <b>147</b>            | <b>0</b>          | <b>123</b>      | <b>24</b>          |                   |

**Table 6.21 Progress of Construction of Strengthening of Schools (2009-10)**

| <b>S. No.</b> | <b>District</b> | <b>Name of Work</b> | <b>Sanctioned</b> | <b>Complete</b> | <b>In Progress</b> | <b>Un Started</b> |
|---------------|-----------------|---------------------|-------------------|-----------------|--------------------|-------------------|
| 1             | Dehradun        | Class Room          | 16                | 14              | 2                  | 0                 |
|               |                 | Laboratory Room     | 12                | 11              | 1                  | 0                 |
|               |                 | Library Room        | 6                 | 6               | 0                  | 0                 |
|               |                 | Art/Craft Room      | 0                 | 0               | 0                  | 0                 |
|               |                 | Computer Room       | 6                 | 3               | 1                  | 2                 |
|               |                 | Toilet Block        | 36                | 33              | 2                  | 1                 |
| 2             | Haridwar        | Class Room          | 12                | 12              | 0                  | 0                 |
|               |                 | Laboratory Room     | 6                 | 6               | 0                  | 0                 |
|               |                 | Library Room        | 6                 | 6               | 0                  | 0                 |
|               |                 | Art/Craft Room      | 0                 | 0               | 0                  | 0                 |
|               |                 | Computer Room       | 0                 | 0               | 0                  | 0                 |
|               |                 | Toilet Block        | 6                 | 6               | 0                  | 0                 |
| 3             | Almora          | Class Room          | 22                | 8               | 14                 | 0                 |
|               |                 | Laboratory Room     | 11                | 3               | 8                  | 0                 |
|               |                 | Library Room        | 11                | 9               | 2                  | 0                 |
|               |                 | Art/Craft Room      | 7                 | 5               | 2                  | 0                 |
|               |                 | Computer Room       | 11                | 5               | 6                  | 0                 |
|               |                 | Toilet Block        | 11                | 3               | 7                  | 1                 |
| 4             | Champawat       | Class Room          | 6                 | 5               | 1                  | 0                 |
|               |                 | Laboratory Room     | 4                 | 3               | 1                  | 0                 |
|               |                 | Library Room        | 0                 | 0               | 0                  | 0                 |
|               |                 | Art/Craft Room      | 0                 | 0               | 0                  | 0                 |
|               |                 | Computer Room       | 4                 | 4               | 0                  | 0                 |
|               |                 | Toilet Block        | 6                 | 5               | 1                  | 0                 |
| 5             | Uttarkashi      | Class Room          | 5                 | 4               | 1                  | 0                 |
|               |                 | Laboratory Room     | 6                 | 4               | 2                  | 0                 |
|               |                 | Library Room        | 6                 | 3               | 2                  | 1                 |
|               |                 | Art/Craft Room      | 0                 | 0               | 0                  | 0                 |
|               |                 | Computer Room       | 0                 | 0               | 0                  | 0                 |
|               |                 | Toilet Block        | 0                 | 0               | 0                  | 0                 |
| 6             | Bageshwar       | Class Room          | 6                 | 6               | 0                  | 0                 |
|               |                 | Laboratory Room     | 3                 | 3               | 0                  | 0                 |
|               |                 | Library Room        | 3                 | 1               | 2                  | 0                 |
|               |                 | Art/Craft Room      | 1                 | 0               | 1                  | 0                 |
|               |                 | Computer Room       | 3                 | 3               | 0                  | 0                 |
|               |                 | Toilet Block        | 6                 | 5               | 1                  | 0                 |
| 7             | Chamoli         | Class Room          | 0                 | 0               | 0                  | 0                 |
|               |                 | Laboratory Room     | 0                 | 0               | 0                  | 0                 |
|               |                 | Library Room        | 0                 | 0               | 0                  | 0                 |
|               |                 | Art/Craft Room      | 0                 | 0               | 0                  | 0                 |
|               |                 | Computer Room       | 0                 | 0               | 0                  | 0                 |
|               |                 | Toilet Block        | 36                | 29              | 7                  | 0                 |
| 8             | Nainital        | Class Room          | 20                | 16              | 4                  | 0                 |
|               |                 | Laboratory Room     | 8                 | 5               | 1                  | 2                 |
|               |                 | Library Room        | 8                 | 8               | 0                  | 0                 |
|               |                 | Art/Craft Room      | 8                 | 6               | 2                  | 0                 |
|               |                 | Computer Room       | 6                 | 4               | 1                  | 1                 |
|               |                 | Toilet Block        | 8                 | 6               | 2                  | 0                 |
| 9             | Pithoragarh     | Class Room          | 0                 | 0               | 0                  | 0                 |
|               |                 | Laboratory Room     | 0                 | 0               | 0                  | 0                 |
|               |                 | Library Room        | 4                 | 4               | 0                  | 0                 |
|               |                 | Art/Craft Room      | 0                 | 0               | 0                  | 0                 |
|               |                 | Computer Room       | 0                 | 0               | 0                  | 0                 |

| <b>S. No.</b>      | <b>District</b> | <b>Name of Work</b>    | <b>Sanctioned</b> | <b>Complete</b> | <b>In Progress</b> | <b>Un Started</b> |
|--------------------|-----------------|------------------------|-------------------|-----------------|--------------------|-------------------|
|                    |                 | Toilet Block           | 36                | 34              | 2                  | 0                 |
| 10                 | Rudraprayag     | Class Room             | 6                 | 2               | 4                  | 0                 |
|                    |                 | Laboratory Room        | 3                 | 1               | 2                  | 0                 |
|                    |                 | Library Room           | 3                 | 2               | 0                  | 1                 |
|                    |                 | Art/Craft Room         | 3                 | 3               | 0                  | 0                 |
|                    |                 | Computer Room          | 3                 | 3               | 0                  | 0                 |
|                    |                 | Toilet Block           | 6                 | 2               | 1                  | 3                 |
| 11                 | U.S. Nagar      | Class Room             | 11                | 11              | 0                  | 0                 |
|                    |                 | Laboratory Room        | 7                 | 7               | 0                  | 0                 |
|                    |                 | Library Room           | 7                 | 6               | 1                  | 0                 |
|                    |                 | Art/Craft Room         | 7                 | 7               | 0                  | 0                 |
|                    |                 | Computer Room          | 7                 | 7               | 0                  | 0                 |
|                    |                 | Toilet Block           | 21                | 21              | 0                  | 0                 |
| 12                 | Pauri           | Class Room             | 19                | 3               | 14                 | 2                 |
|                    |                 | Laboratory Room        | 15                | 4               | 11                 | 0                 |
|                    |                 | Library Room           | 15                | 4               | 10                 | 1                 |
|                    |                 | Art/Craft Room         | 15                | 4               | 10                 | 1                 |
|                    |                 | Computer Room          | 15                | 4               | 10                 | 1                 |
|                    |                 | Toilet Block           | 30                | 21              | 9                  | 0                 |
| 13                 | Tehri           | Class Room             | 14                | 12              | 2                  | 0                 |
|                    |                 | Laboratory Room        | 0                 | 0               | 0                  | 0                 |
|                    |                 | Library Room           | 0                 | 0               | 0                  | 0                 |
|                    |                 | Art/Craft Room         | 0                 | 0               | 0                  | 0                 |
|                    |                 | Computer Room          | 0                 | 0               | 0                  | 0                 |
|                    |                 | Toilet Block           | 0                 | 0               | 0                  | 0                 |
| <b>Uttarakhand</b> |                 | <b>Class Room</b>      | <b>137</b>        | <b>93</b>       | <b>42</b>          | <b>2</b>          |
|                    |                 | <b>Laboratory Room</b> | <b>75</b>         | <b>47</b>       | <b>26</b>          | <b>2</b>          |
|                    |                 | <b>Library Room</b>    | <b>69</b>         | <b>49</b>       | <b>17</b>          | <b>3</b>          |
|                    |                 | <b>Art/Craft Room</b>  | <b>41</b>         | <b>25</b>       | <b>15</b>          | <b>1</b>          |
|                    |                 | <b>Computer Room</b>   | <b>55</b>         | <b>33</b>       | <b>18</b>          | <b>4</b>          |
|                    |                 | <b>Toilet Block</b>    | <b>202</b>        | <b>165</b>      | <b>32</b>          | <b>5</b>          |

**Table 6.22 Progress of Construction of Strengthening of Schools (2010-11)**

| <b>S. No.</b> | <b>District</b> | <b>Name of Work</b> | <b>Sanctioned</b> | <b>Complete</b> | <b>In Progress</b> | <b>Un Started</b> |
|---------------|-----------------|---------------------|-------------------|-----------------|--------------------|-------------------|
| 1             | Dehradun        | Class Room          | 19                | 6               | 13                 | 0                 |
|               |                 | Laboratory Room     | 7                 | 2               | 5                  | 0                 |
|               |                 | Library Room        | 10                | 3               | 7                  | 0                 |
|               |                 | Art/Craft Room      | 10                | 3               | 7                  | 0                 |
|               |                 | Computer Room       | 9                 | 3               | 6                  | 0                 |
|               |                 | Toilet Block        | 10                | 3               | 7                  | 0                 |
| 2             | Haridwar        | Class Room          | 15                | 4               | 11                 | 0                 |
|               |                 | Laboratory Room     | 8                 | 1               | 7                  | 0                 |
|               |                 | Library Room        | 11                | 3               | 8                  | 0                 |
|               |                 | Art/Craft Room      | 9                 | 3               | 6                  | 0                 |
|               |                 | Computer Room       | 11                | 3               | 8                  | 0                 |
|               |                 | Toilet Block        | 11                | 3               | 8                  | 0                 |
| 3             | Almora          | Class Room          | 16                | 0               | 16                 | 0                 |
|               |                 | Laboratory Room     | 5                 | 0               | 5                  | 0                 |
|               |                 | Library Room        | 11                | 0               | 11                 | 0                 |
|               |                 | Art/Craft Room      | 10                | 0               | 10                 | 0                 |
|               |                 | Computer Room       | 11                | 0               | 11                 | 0                 |
|               |                 | Toilet Block        | 11                | 0               | 11                 | 0                 |
| 4             | Champawat       | Class Room          | 1                 | 0               | 1                  | 0                 |
|               |                 | Laboratory Room     | 0                 | 0               | 0                  | 0                 |
|               |                 | Library Room        | 1                 | 0               | 1                  | 0                 |
|               |                 | Art/Craft Room      | 1                 | 0               | 1                  | 0                 |
|               |                 | Computer Room       | 1                 | 0               | 1                  | 0                 |
|               |                 | Toilet Block        | 1                 | 0               | 1                  | 0                 |
| 5             | Uttarkashi      | Class Room          | 18                | 0               | 4                  | 14                |
|               |                 | Laboratory Room     | 1                 | 0               | 0                  | 1                 |
|               |                 | Library Room        | 6                 | 0               | 1                  | 5                 |
|               |                 | Art/Craft Room      | 7                 | 0               | 1                  | 6                 |
|               |                 | Computer Room       | 7                 | 0               | 1                  | 6                 |
|               |                 | Toilet Block        | 7                 | 0               | 1                  | 6                 |
| 6             | Bageshwar       | Class Room          | 9                 | 0               | 9                  | 0                 |
|               |                 | Laboratory Room     | 5                 | 0               | 5                  | 0                 |
|               |                 | Library Room        | 6                 | 0               | 6                  | 0                 |
|               |                 | Art/Craft Room      | 7                 | 0               | 7                  | 0                 |
|               |                 | Computer Room       | 7                 | 0               | 7                  | 0                 |
|               |                 | Toilet Block        | 7                 | 0               | 7                  | 0                 |
| 7             | Chamoli         | Class Room          | 33                | 0               | 33                 | 0                 |
|               |                 | Laboratory Room     | 12                | 0               | 12                 | 0                 |
|               |                 | Library Room        | 15                | 0               | 15                 | 0                 |
|               |                 | Art/Craft Room      | 19                | 0               | 19                 | 0                 |
|               |                 | Computer Room       | 19                | 0               | 19                 | 0                 |
|               |                 | Toilet Block        | 19                | 0               | 19                 | 0                 |
| 8             | Nainital        | Class Room          | 51                | 0               | 50                 | 1                 |
|               |                 | Laboratory Room     | 9                 | 0               | 9                  | 0                 |
|               |                 | Library Room        | 24                | 0               | 23                 | 1                 |
|               |                 | Art/Craft Room      | 27                | 0               | 26                 | 1                 |
|               |                 | Computer Room       | 26                | 0               | 25                 | 1                 |
|               |                 | Toilet Block        | 29                | 0               | 28                 | 1                 |
| 9             | Pithoragarh     | Class Room          | 6                 | 0               | 5                  | 1                 |
|               |                 | Laboratory Room     | 2                 | 0               | 1                  | 1                 |
|               |                 | Library Room        | 4                 | 0               | 3                  | 1                 |
|               |                 | Art/Craft Room      | 4                 | 0               | 3                  | 1                 |
|               |                 | Computer Room       | 4                 | 0               | 3                  | 1                 |

| S. No.      | District    | Name of Work           | Sanctioned | Complete  | In Progress | Un Started |
|-------------|-------------|------------------------|------------|-----------|-------------|------------|
|             |             | Toilet Block           | 4          | 0         | 3           | 1          |
| 10          | Rudraprayag | Class Room             | 11         | 0         | 11          | 0          |
|             |             | Laboratory Room        | 3          | 0         | 3           | 0          |
|             |             | Library Room           | 5          | 0         | 5           | 0          |
|             |             | Art/Craft Room         | 6          | 0         | 6           | 0          |
|             |             | Computer Room          | 6          | 0         | 6           | 0          |
|             |             | Toilet Block           | 6          | 0         | 6           | 0          |
| 11          | U.S. Nagar  | Class Room             | 28         | 5         | 22          | 1          |
|             |             | Laboratory Room        | 3          | 0         | 3           | 0          |
|             |             | Library Room           | 6          | 1         | 4           | 1          |
|             |             | Art/Craft Room         | 7          | 1         | 5           | 1          |
|             |             | Computer Room          | 7          | 1         | 5           | 1          |
|             |             | Toilet Block           | 8          | 1         | 6           | 1          |
| 12          | Pauri       | Class Room             | 21         | 1         | 19          | 1          |
|             |             | Laboratory Room        | 9          | 1         | 7           | 1          |
|             |             | Library Room           | 11         | 1         | 9           | 1          |
|             |             | Art/Craft Room         | 13         | 1         | 11          | 1          |
|             |             | Computer Room          | 13         | 1         | 11          | 1          |
|             |             | Toilet Block           | 14         | 1         | 12          | 1          |
| 13          | Tehri       | Class Room             | 25         | 0         | 21          | 4          |
|             |             | Laboratory Room        | 9          | 0         | 9           | 0          |
|             |             | Library Room           | 12         | 0         | 11          | 1          |
|             |             | Art/Craft Room         | 12         | 0         | 11          | 1          |
|             |             | Computer Room          | 12         | 0         | 11          | 1          |
|             |             | Toilet Block           | 12         | 0         | 11          | 1          |
| Uttarakhand |             | <b>Class Room</b>      | <b>253</b> | <b>16</b> | <b>215</b>  | <b>22</b>  |
|             |             | <b>Laboratory Room</b> | <b>73</b>  | <b>4</b>  | <b>66</b>   | <b>3</b>   |
|             |             | <b>Library Room</b>    | <b>122</b> | <b>8</b>  | <b>104</b>  | <b>10</b>  |
|             |             | <b>Art/Craft Room</b>  | <b>132</b> | <b>8</b>  | <b>113</b>  | <b>11</b>  |
|             |             | <b>Computer Room</b>   | <b>133</b> | <b>8</b>  | <b>114</b>  | <b>11</b>  |
|             |             | <b>Toilet Block</b>    | <b>139</b> | <b>8</b>  | <b>120</b>  | <b>11</b>  |

### Proposal for 2013-14

Manual school mapping exercise conducted in all districts after this exercise following Upper Primary schools are proposed for upgradation-

**Table 6.23 Proposed Upgradation of Schools (2013-14)**

| S.No.        | District    | 1 Section | 2 Section | Total     |
|--------------|-------------|-----------|-----------|-----------|
| 1            | Almora      | 8         | 0         | 8         |
| 2            | Bageshwar   | 5         | 0         | 5         |
| 3            | Chamoli     | 6         | 0         | 6         |
| 4            | Champawat   | 5         | 0         | 5         |
| 5            | Dehradun    | 14        | 0         | 14        |
| 6            | Haridwar    | 5         | 7         | 12        |
| 7            | Nainital    | 0         | 0         | 0         |
| 8            | Pauri       | 4         | 0         | 4         |
| 9            | Pithoragarh | 0         | 0         | 0         |
| 10           | Tehri       | 8         | 0         | 8         |
| 11           | Rudraprayag | 1         | 0         | 1         |
| 12           | US Nagar    | 4         | 0         | 4         |
| 13           | Uttarkashi  | 12        | 0         | 12        |
| <b>Total</b> |             | <b>72</b> | <b>7</b>  | <b>79</b> |

According to U-DISE Data 2012-13 following schools are proposed for strengthening on priority basis-

**Table 6.24 Proposed Strengthening of Schools (2013-14)**

| S. No.       | District    | Additional Class Room | Science Lab | Computer Room | Library    | Art & Craft Room | Toilet Block |
|--------------|-------------|-----------------------|-------------|---------------|------------|------------------|--------------|
| 1            | Almora      | 56                    | 13          | 20            | 11         | 29               | 3            |
| 2            | Bageshwar   | 18                    | 9           | 9             | 9          | 9                | 9            |
| 3            | Chamoli     | 21                    | 4           | 14            | 21         | 22               | 3            |
| 4            | Champawat   | 5                     | 3           | 14            | 16         | 16               | 12           |
| 5            | Dehradun    | 5                     | 12          | 19            | 19         | 20               | 6            |
| 6            | Haridwar    | 10                    | 5           | 6             | 6          | 6                | 6            |
| 7            | Nainital    | 54                    | 26          | 32            | 32         | 35               | 24           |
| 8            | Pauri       | 41                    | 23          | 25            | 25         | 25               | 23           |
| 9            | Pithoragarh | 60                    | 24          | 19            | 29         | 31               | 29           |
| 10           | Tehri       | 11                    | 23          | 17            | 23         | 22               | 23           |
| 11           | Rudraprayag | 18                    | 2           | 9             | 9          | 9                | 7            |
| 12           | US Nagar    | 34                    | 8           | 13            | 14         | 16               | 5            |
| 13           | Uttarkashi  | 17                    | 8           | 9             | 12         | 12               | 10           |
| <b>Total</b> |             | <b>350</b>            | <b>160</b>  | <b>206</b>    | <b>226</b> | <b>252</b>       | <b>160</b>   |

**Table 6.25 Proposed Major & Minor Repair (2013-14)**

(Rs. in Lakhs)

| S.No.        | District    | Major Repair |               | Minor Repair |               |
|--------------|-------------|--------------|---------------|--------------|---------------|
|              |             | Nos.         | Amount        | Nos.         | Amount        |
| 1            | Almora      | 17           | 40.00         | 225          | 56.25         |
| 2            | Bageshwar   | 3            | 12.00         | 66           | 16.50         |
| 3            | Chamoli     | 4            | 11.93         | 156          | 39.00         |
| 4            | Champawat   | 5            | 13.50         | 89           | 22.25         |
| 5            | Dehradun    | 5            | 15.00         | 135          | 33.75         |
| 6            | Haridwar    | 0            | 0.00          | 55           | 13.75         |
| 7            | Nainital    | 9            | 98.00         | 163          | 40.75         |
| 8            | Pauri       | 21           | 43.00         | 250          | 62.50         |
| 9            | Pithoragarh | 5            | 12.02         | 192          | 48.00         |
| 10           | Tehri       | 3            | 3.00          | 215          | 53.75         |
| 11           | Rudraprayag | 3            | 6.00          | 100          | 25.00         |
| 12           | US Nagar    | 10           | 23.00         | 80           | 20.00         |
| 13           | Uttarkashi  | 0            | 0.00          | 115          | 28.75         |
| <b>Total</b> |             | <b>85</b>    | <b>277.45</b> | <b>1841</b>  | <b>460.25</b> |

### Teacher recruitment and deployment-

There is three ways of teacher recruitment at secondary level in Uttarakhand.

- (i) **Through Departmental selection process-** School education department prepared a seniority list of elementary level teacher across the state on the basis of their academic qualification & ACR. Out of

total vacancies of secondary teachers 25% elementary level teachers. In year 2009-10 & 2010-11, 660 teachers are recruited in secondary level.

(ii) **Through open departmental test-** Department of school education conducted a written test of all eligible elementary teachers to recruit as a secondary level teacher. The eligibility criteria is graduate and B.Ed. with regular teacher in a govt. elementary school. Out of total vacancies of secondary teachers 5% of vacancies filled by their process. In year 2010-11, 290 Teachers are appointed in secondary school through this process.

(iii) **Direct recruitment-** State govt. conducted open recruitment examination for lower grade teachers, which are at least B.Ed. graduates these recruited qualified candidates as fresh secondary level teacher. In the year 2010-11 open written examination conducted with the help of Uttarakhand board of Technical education for 1832 Vacant post selected candidates will be appointed in school.

Principal/Head master of secondary school in 100% promotion post from secondary level teacher. In year 2009-10, 174 and in year 2010-11, 163 teachers are promoted as HM of seven schools. State Govt. decided out sourcing recruitment process for post of office assistant, lab attendant and chaukidar in secondary school.

## **Strengthening of U-DISE at State and District Level**

U-DISE plays a vital role in formulation of Annual Plan at District & State Level. The information regarding education is an indicator of development of a State and Nation.

Different type of information is sought from the schools and the teachers are indulge in collecting information. Under the umbrella of Rashtriya Madhyamik Shiksha Abhiyan, Unified District Information System in Education (U-DISE) is a programme for effective planning of Secondary Education.

As Uttarakhand is Hilly State with difficult geographical terrain. Today only District Head Quarters are connected with broadband connectivity and most of the Block Head Quarters have even don't have dialup connection facility. So it is hard for the next few years that the school will have its own broadband connectivity. Due to far flanged areas where the schools are located, it is difficult to collect the DCF in time and the district authorities have to outsource the data feeding to the plain 03 district Dehradun, Haridwar and Udham Singh Nagar. The Date Entry done by the outsource agency have so many discrepancies, as they don't have any realistic idea about the schools.

So it is better for the small states like Uttarakhand that we do the Data Entry of U-DISE by our own Computer Operators, in the presence of District Co-ordinators (U-DISE).

So the strengthening of U-DISE under RMSA at district is very essential. At present due to constraints of MMER only one personal at State Level is looking after U-DISE and at the district planning, construction and U-DISE is looking after by only one person.



**Table 6.26 Proposed Manpower at District Level**

| <b>S. No.</b> | <b>Item</b>                                     | <b>No.</b> | <b>Unit Rate (@ per Rs.)</b> | <b>Total</b>       |
|---------------|---|------------|------------------------------|--------------------|
| 1             | Manpower (Salary for 12 Months)                 |            |                              |                    |
|               | (a) DRP   | 13         | 42000.00                     | 6552000.00         |
|               | (b) Date Entry Operator                         | 13         | 10000.00                     | 1560000.00         |
| 2             | Laptop & Printer                                | 13         | 100000.00                    | 1300000.00         |
| 3             | Internet/broadband                              | 13         | 2000.00                      | 26000.00           |
| 4             | Internet Recurring Cost (12 Months)             | 13         | 1000.00                      | 156000.00          |
| 5             | Training of DEOs, DPOs, DRPs, BEOs & Principals | 3300       | 300.00                       | 990000.00          |
| 6             | Monitoring of U-DISE                            | 13         | 100000.00                    | 1300000.00         |
| <b>Total</b>  |   |            |                              | <b>11884000.00</b> |

**Table 6.27 Proposed Manpower at State Level**

| <b>S. No.</b> | <b>Item</b>                         | <b>No.</b> | <b>Unit Rate (@ per Rs.)</b> | <b>Total</b>      |
|---------------|-------------------------------------|------------|------------------------------|-------------------|
| 1             | Printing of DCF                     | 6000       | 10.00                        | 60000.00          |
| 2             | Manpower (Salary for 12 Months)     |            |                              |                   |
|               | Joint Director (U-DISE)             | 1          | 68000.00                     | 816000.00         |
|               | Assistant Director (U-DISE)         | 1          | 50000.00                     | 600000.00         |
|               | Assistant Programmer (U-DISE)       | 1          | 15000.00                     | 180000.00         |
|               | Computer Operator (U-DISE)          | 1          | 10000.00                     | 120000.00         |
|               | Peon                                | 1          | 6000.00                      | 72000.00          |
| 3             | Laptop & Printer (State )           | 1          | 100000.00                    | 100000.00         |
| 4             | Internet/broadband (State)          | 1          | 2000.00                      | 2000.00           |
| 5             | Internet Recurring Cost (12 Months) | 1          | 1000.00                      | 12000.00          |
| 6             | 5% Third Party Checking of U-DISE   | 200        | 1500.00                      | 300000.00         |
| 7             | Monitoring of U-DISE                | 1          | 500000.00                    | 500000.00         |
| <b>Total</b>  |                                     |            |                              | <b>2762000.00</b> |

**Progress:**

The State Level SEMIS Unit has captured the SEMIS for the year 2007-08 to 2010-11. The manpower of RMSA were not at position so the SEMIS activity for above mentioned year were organised through the outsourcing. For the year 2011-12 the data entry for SEMIS for the done at the district level by the computer operator of RMSA. By the unification of DISE and SEMIS the U-DISE data was collected through the SSA and RMSA. The data entry for U-DISE was done at the district/block level by the SSA operators.

The State Planning Team participated in the workshop held at National University of Education Planning and Administration (NUEPA) from

4<sup>th</sup> February, 2012 to 5<sup>th</sup> February, 2013 on Institutionalisation of SEMIS at State and District Level. The online SEMIS is transformed into the offline DISE System. The reporting format were discussed and the discrepancies were noticed. So Uttarakhand organised a 03 days workshop for the removed of discrepancies. The data for SEMIS 2011-12 made corrected through the UDISE Software and the DMP was sent to NUEPA on 05<sup>th</sup> May, 2012.

On the basis of corrected data of 2012-13 the Annual Plan & Budget for the year 2013-14 for Uttarakhand was prepared.

**Table 6.28 Implementation Schedule for the year 2013-14**

| <b>S. No.</b> | <b>Activity</b>                                     | <b>Time</b>      | <b>Responsibility</b> | <b>Remark</b>                         |
|---------------|---|------------------|-----------------------|---------------------------------------|
| 1             | Printing of DCF                                     | 01.09.2013       | SPO                   |                                       |
| 2             | Training U-DISE                                     | 05.09.2013       | SPO                   | DPO & DRP                             |
| 3             | District Level Training                             | 08.09.2013<br>to | DPO                   | Principal & BEOs                      |
| 4             | Distribution of DCF                                 | 10.09.2013       | DPO                   |                                       |
| 5             | Filling of DCF                                      | 18.09.2013       | Principal of School   |                                       |
| 6             | DCF collected at Block Level                        | 20.09.2013       | BEO                   |                                       |
| 7             | Checking of U-DISE and correction at Block Level    | 30.09.2013       | BEO                   | Checking of DCF of all schools        |
| 8             | DCF collected at District Level                     | 03.10.2013       | DPO                   |                                       |
| 9             | Checking of DCF at District Level                   | 10.10.2013       | DPO                   | 25% Checking of DCF at District Level |
| 10            | Checking of DCF at State Level                      | 15.10.2013       | SPO                   | 5% Checking of DCF at State Level     |
| 11            | Data Entry  | 28.10.2013       | DPO                   |                                       |
| 12            | Create DMP File at District Level & send to the SPO | 30.10.2013       | DPO                   |                                       |
| 13            | Create DMP File at State Level & send to the GOI    | 05.11.2013       | SPO                   |                                       |
| 14            | Reports Generation                                  | 10.11.2013       | SPO/DPO               |                                       |
| 15            | Data Sharing of U-DISE at State Level               | 15.11.2013       | SPO                   |                                       |

## **Quality Improvements in Secondary and Higher Secondary Education**

### **Structure, Available Human Resources, Resource Groups**

The Academic, Training and Innovation wing is looking after quality related issues in Secondary Education under RMSA Uttarakhand. At the State level 01 Joint State Project Director and 02 Assistant State Project Directors, are posted in this wing. In all of the 13 districts, 13 DPO's and 13 District Resource Persons (Academic, Training and Innovations) are working for RMSA at district level.

### **State Resource Group (SRG)**

The State Resource Group for Academic, Training and Innovations has also been constituted with 57 odd members at present which meets once a year.

The configuration of the SRG is as under:-

- Representative of SPO, SCERT, SEIMAT & Board of Education.
- Representative of Universities (Higher Education).
- Representative of NGO (specially which is working in education).
- One Representative of DIET (Subject Specialist).
- Retired Educationist.
- Community Members.
- Principals/Teachers of Public School
- Subject Teachers from Uttarakhand
- Retired educationists etc.
- Physiologist
- Representative of NIOS.

The details of the SRG meeting is as under:-

| <b>S. No.</b> | <b>Date</b>     | <b>No. of members present</b> | <b>Key issues discussed</b>   |
|---------------|-----------------|-------------------------------|---|
| 1             | 13-14 Dec, 2010 | 49                            | Academic, Training and innovation related issues teacher training, head master training, DRG, monitoring, science lab, Math lab, English lab, Arts & Craft activities, Promotion of science, teacher excursion, student excursion, AWP&B interventions for 2011-12 etc. |

|   |                                     |    |  |
|---|-------------------------------------|----|--|
| 2 | 23-24 Feb, 2012<br>(Once in a year) | 33 | Academic, Training and innovation related issues teacher training, head master training, DRG, monitoring, science lab, Math lab, English lab, Arts & Craft activities, Promotion of science, teacher excursion, student excursion, Continuous comprehensive evaluation, school gradation. AWP&B interventions for 2011-12, AWP&B interventions for 2012-13 |
| 3 | 08-10 November<br>2012              | 57 | Established Guidance and Counseling cell, training related issues, Academy, Effective function of SMDC, intervention for AWP&B 2013-14.  |

### **District Resource Group**

All the 13 districts of the State have their respective DRG's which meets once a year at present. It consists of 8 to 12 members.

The general configuration of DRG's is as under:-

- DPO
- DRPs
- DIET faculty members – Subject Specialist.
- Representative of Higher Education.
- NGO Representative which is working in Secondary Education.
- Educationist.
- Resource Persons Pedagogy & RMSA.
- Subject Teachers (Each Subject), specialist of Math, Science, English & Social Studies.
- Retired educationists etc.

The details of the DRG's meeting is as under:-

| <b>Number of DRG's meetings</b>                                    | <b>Number of members present</b> | <b>Key issues discussed</b>  |
|--|----------------------------------|--|
| Total 13 (1 in each district) from October, 2011 to February, 2012 | 8 to 13                          | District level AWP&B, 2012-13, Academic, Training and innovation related issues teacher training, head master training, DRG, monitoring, science lab, Math lab, English lab, Arts & Craft activities, Promotion of science, teacher excursion, student excursion, AWP&B interventions for 2011-12 etc. |

## Board Results

The comparative board results of class X is shown below:-

**Table 6.29-Comparative Board Results**

| Year | Students | Pass   | Pass percentage |
|------|----------|--------|-----------------|
| 2007 | 168391   | 83236  | 49.43           |
| 2008 | 169370   | 104267 | 61.56           |
| 2009 | 173062   | 108098 | 62.46           |
| 2010 | 177060   | 116608 | 65.85           |
| 2011 | 174976   | 119243 | 68.14           |
| 2012 | 178338   | 125584 | 70.26           |

Achievement of Students based on merit and distinction is shown below:-

**Table 6.30 Achievement of Students based on merit and distinction**

| Details         | Year  |       |       |       |       |       |
|-----------------|-------|-------|-------|-------|-------|-------|
|                 | 2007  | 2008  | 2009  | 2010  | 2011  | 2012  |
| Distinction     | 738   | 1621  | 1117  | 1883  | 2426  | 2983  |
| Percentage      | 0.89  | 1.55  | 1.03  | 1.62  | 2.09  | 2.38  |
| First Division  | 7986  | 18503 | 11812 | 16619 | 19033 | 22973 |
| Percentage      | 9.59  | 17.75 | 10.93 | 14.25 | 15.26 | 18.29 |
| Second Division | 50119 | 64767 | 68677 | 67888 | 68492 | 72792 |
| Percentage      | 60.21 | 62.12 | 63.53 | 58.22 | 57.44 | 57.97 |
| Third Division  | 23871 | 18873 | 26460 | 30183 | 29181 | 26800 |
| Percentage      | 28.68 | 18.10 | 24.48 | 25.88 | 24.47 | 21.34 |

## Subject wise Board Results

The subject wise board results for class X in the year 2012 is shown below:-

**Table 6.31 Subject wise board results for class X in the year 2012**

| Subjects       | Passed Boys | Pass percentage | Passed Girls | Pass percentage | Total  | Pass percentage |
|----------------|-------------|-----------------|--------------|-----------------|--------|-----------------|
| Hindi          | 85519       | 91.14           | 77980        | 91.88           | 163499 | 91.49           |
| English        | 64872       | 78.68           | 48930        | 84.26           | 113802 | 80.98           |
| Math           | 63745       | 67.93           | 13024        | 90.26           | 76769  | 70.91           |
| Science        | 81708       | 81.08           | 71983        | 84.80           | 153691 | 86.08           |
| Social Science | 78027       | 83.16           | 69945        | 82.41           | 147972 | 82.80           |

# Training:

## (Teacher Training, New Teacher Training and Head Teacher/Principal Training)

### Teacher Training

In the year **2011-12**, a total number of 14260 teacher's training was sanctioned by the MHRD for 7 subjects. A total number of 8236 secondary school teachers are trained till now which include 545 teachers from the aided schools. These teachers have been trained in **five subjects** viz. 1794 in English, 2096 in Mathematics, 1504 in Science, 2506 in Social Science and 36 in Sanskrit. In addition to this **441 MTs** are also being developed for two subject's viz. English, Maths, Sanskrit, Science, Social Science. Thus the total number of teachers trained **8677**.

In the year 2013-14 in total no. of **3694** teachers training was sanctioned by GOI total no. of 1869 secondary school teacher are trained. In addition to this 118 MTs are also trained. Thus total no. of teacher are 1987.

The cumulative progress in this regard is as under:-

**Table 6.32 Teacher Training Progress 2009-10 to 2012-13**

| Intervention         | Year    | Physical Target | Achieved Target | Budget                   |                     | Remarks                       |
|----------------------|---------|-----------------|-----------------|--------------------------|---------------------|-------------------------------|
|                      |         |                 |                 | Released by GoI in lakhs | Audited Expenditure |                               |
| Teacher training     | 2009-10 | 3502            | 3544            | 35.02                    | -                   | Training conducted in 2010-11 |
|                      | 2010-11 | 17264           | 257             | 195.92                   | 22.90               |                               |
|                      | 2011-12 | 14260           | 8677            | 213.90                   | 109.99              |                               |
|                      | 2012-13 | 3694            | 1987            | 1987                     | 29.80               | Reported                      |
| New Teacher Training | 2009-10 | -               | -               | -                        | -                   |                               |
|                      | 2010-11 | 648             | -               | 06.48                    | -                   |                               |
|                      | 2011-12 | 567             | 539             | 08.50                    | 7.51 (Reported)     | Training conducted in 2012-13 |
|                      | 2012-13 | 1696            | 0               | 0                        | 0                   | 0                             |

## **Methodology, Contents, Cascade Model, Selection of KRPs, MTs, Venues, Time Indications**

The training programme were based on Training Need Analysis being carried out in the beginning by Key Resource Person of SCERT in association with SPD office. The key contents and processes identified are NCF 2005 expectations, CBSE pattern in the state, Constructing knowledge, Aims , Nature of the Subjects, Pedagogic processes, Facilitation processes, Identification of learning areas that demand special attention in the subject, Subject specific interventions, Issues related to evaluation in the concerned subjects etc. Accordingly, modules were developed and after scrutiny got printed.

The Cascade Model of training was adopted to cover the large number of trainees in the State which are distributed over 13 districts in 95 blocks. Key Resource Persons develop the district level Master Trainers which in turn impart in-service training to the secondary school teachers. These trainings are imparted at 53 training venues simultaneously. Thus decentralization of training facilitates reduction in opportunity cost for the teachers concerned. Moreover it reduces the general cost of training.

The duration of each training batch is of **05 days** which is in consonance with the RMSA norms. The TNA conducted by SCERT for future training.

### **Training Need Assessment**

SCERT is an apex body in the field of quality education SCERT conducted in service teacher training last year. SCERT conducted TNA through training period by the feedback format, school visit and through subject teacher's seminar. KRP finalize subject wise TNA as follow:-

- a. **Language**-Understanding the concept of language in the context of NCF 2005
  - Teaching Methodology
  - Remedial Teaching in English
  - The activities for skill development
  - Communication skill

- Evaluation in Language
- b. **Math**-Understanding the concept of maths in the context of NCF 2005
- Maths Lab
  - ICT in maths
  - Understanding of geometry, trigonometry and probability
  - Evaluation in Maths
- c. **Science**-Understanding the concept of Science in the context of NCF 2005
- The uses of chemistry kit
  - Preparation of Science related activity schedule exhibition seminar etc.
  - Teaching methodology of science
  - Kind of question
- d. **Social Science**-Understanding the concept of social study in the context of NCF 2005
- Understanding field of social study
  - Learning Resource Centre
  - Evaluation in Social Study
- e. **Physical Education**- Understanding the concept of physical education in the context of NCF 2005
- Teaching Method of Physical Education
  - Physical Education and Child Development
  - Physical Education and Evaluation

## Monitoring

Monitoring and evaluation of these trainings are being done to ensure the quality of trainings and find out the impact. A standard monitoring tool is being used for the purpose. Monitoring teams or officers are being deployed by the SCERT at State level, comprising SCERT officers, SCERT lecturers, RMSA cell members of



SCERT and SPO officials. At the District and Block level DPOs, DRPs and BEOs carryout the monitoring.

All the monitoring reports are being collected and analyzed at SCERT which is the key agency for monitoring of the training in Uttarakhand. The general findings of these monitoring reports indicate that the trainings are carried out within the stipulated time frame. All the expected contents are discussed with the participants. The sessions are run in participatory ways. The training methods adopted in the teacher trainings are based on adult learning principles (andragogy) suitable to the adult trainees. It focuses on the use of the methods which involve participants and seek their contributions. Discussions, presentations, demonstrations etc. are frequently used in the training rooms. However the lack of appropriate and equipped training venues affect the quality of the trainings.

## Proposal for Teacher Training

### Financial Requirement

An amount of **Rs. 194.43 lakh** will be required for this activity.

**Table 6.33 Proposal for Teacher Training 2013-14**

| S.No.        | Name of the district | Govt. School |             |             |             |                | Govt. Aided School |            |            |            |                | Total        |
|--------------|----------------------|--------------|-------------|-------------|-------------|----------------|--------------------|------------|------------|------------|----------------|--------------|
|              |                      | Hindi        | English     | Maths       | Science     | Social Science | Hindi              | English    | Maths      | Science    | Social Science |              |
| 1            | Almora               | 290          | 237         | 274         | 164         | 377            | 19                 | 18         | 20         | 17         | 31             | 1447         |
| 2            | Bageshwar            | 92           | 75          | 87          | 62          | 134            | 17                 | 5          | 5          | 11         | 12             | 500          |
| 3            | Chamoli              | 194          | 143         | 242         | 108         | 256            | 19                 | 19         | 19         | 19         | 19             | 1038         |
| 4            | Champawat            | 104          | 92          | 91          | 79          | 121            | 3                  | 2          | 4          | 3          | 3              | 502          |
| 5            | Dehradun             | 181          | 163         | 200         | 147         | 163            | 71                 | 78         | 73         | 62         | 73             | 1211         |
| 6            | Haridwar             | 52           | 52          | 71          | 48          | 52             | 13                 | 37         | 18         | 32         | 17             | 392          |
| 7            | Nainital             | 203          | 179         | 230         | 38          | 282            | 23                 | 23         | 23         | 23         | 23             | 1047         |
| 8            | Pauri                | 358          | 349         | 352         | 341         | 357            | 53                 | 60         | 69         | 60         | 67             | 2066         |
| 9            | Pithoragarh          | 220          | 198         | 213         | 131         | 335            | 8                  | 7          | 7          | 8          | 19             | 1146         |
| 10           | Rudraprayag          | 134          | 119         | 116         | 84          | 151            | 9                  | 8          | 12         | 8          | 8              | 649          |
| 11           | Tehri                | 309          | 242         | 375         | 176         | 377            | 3                  | 3          | 3          | 2          | 2              | 1492         |
| 12           | U.S. Nagar           | 126          | 120         | 145         | 90          | 158            | 44                 | 33         | 41         | 30         | 35             | 822          |
| 13           | Uttarkashi           | 142          | 101         | 145         | 94          | 168            | 0                  | 0          | 0          | 0          | 0              | 650          |
| <b>Total</b> |                      | <b>2405</b>  | <b>2070</b> | <b>2541</b> | <b>1562</b> | <b>2931</b>    | <b>282</b>         | <b>293</b> | <b>294</b> | <b>275</b> | <b>309</b>     | <b>12962</b> |

**Source: CEO Office 2012-13**

A workshop for TNA and module development will be conducted to finalize the module. The SCERT faculty and selected MTs, Board Personnel will be the KRPs for this who would evolve uniform process in a workshop. They in turn will develop MTs in cascade model. MTs will impart training to the teachers.

This training would be imparted at 57 training venues-

| District     | Number of training venues |
|--------------|---------------------------|
| Almora       | 05                        |
| Bageshwar    | 03                        |
| Chamoli      | 05                        |
| Champawat    | 03                        |
| Dehradun     | 06                        |
| Haridwar     | 01                        |
| Nainital     | 05                        |
| Pauri        | 07                        |
| Pithoragarh  | 06                        |
| Rudraprayag  | 03                        |
| Tehri        | 07                        |
| U.S. Nagar   | 03                        |
| Uttarkashi   | 03                        |
| <b>Total</b> | <b>57</b>                 |

### Financial Requirement

An amount of **Rs. 206.70 lakhs** will be needed for this capacity building of **13778** number of secondary school teachers.

**Table 6.34 Training of KRPs, MTs and In Service training 2013-14**

| S.No.        | Activity   | Physical     | Unit Cost (in lakh) | Total Cost (in lakh) |
|--------------|--|--------------|---------------------|----------------------|
| 1            | Training of KRPs (05 days)                                     | 104          | 0.015               | 1.56                 |
| 2            | Training of MTs, 6 MTs per training venue                      | 712          | 0.015               | 10.68                |
| 3            | In-service training of teachers on Capacity Building (05 days) | 12962        | 0.015               | 194.43               |
| <b>Total</b> |  | <b>13778</b> | <b>0.015</b>        | <b>206.70</b>        |

**Source: CEO Office 2012-13**

## New Teacher Training

The new teacher training module was developed and printed by SCERT. The key themes will be administrative structure of school education, RMSA, NCF 2005, RTE 2009, NTSE, National merit cum means scholarships, Pedagogy, Guidance and Counseling, CCE etc.

GOI have sanctioned 1696 newly recruited teacher training in 2012-13. Training of these teachers have not done in current year due to delay of fund. 79 schools are proposed in 2013-14 so the 380 newly recruited teachers is proposed for 05 days training. The SCERT will develop the training module and KRPs. KRPs will develop the MTs. The MTs will impart training to the newly recruited teachers at DIET/DRC/BRC level.

### Financial Requirement

An amount of **Rs. 5.70 lakh** would be required for this activity.

**Table 6.35 Proposal of New Teacher Training 2013-14**

| <b>S.No.</b> | <b>Name of the district</b> | <b>Proposal 2013-14</b> | <b>Unit cost</b> | <b>Total budget</b> |
|--------------|-----------------------------|-------------------------|------------------|---------------------|
| 1            | Almora                      | 40                      | 0.015            | 0.60                |
| 2            | Bageshwar                   | 25                      | 0.015            | 0.38                |
| 3            | Chamoli                     | 30                      | 0.015            | 0.45                |
| 4            | Champawat                   | 25                      | 0.015            | 0.38                |
| 5            | Dehradun                    | 60                      | 0.015            | 0.90                |
| 6            | Haridwar                    | 60                      | 0.015            | 0.90                |
| 7            | Nainital                    | 0                       | 0.015            | 0.00                |
| 8            | Pauri                       | 35                      | 0.015            | 0.53                |
| 9            | Pithoragarh                 | 0                       | 0.015            | 0.00                |
| 10           | Rudraprayag                 | 5                       | 0.015            | 0.08                |
| 11           | Tehri                       | 40                      | 0.015            | 0.60                |
| 12           | U.S. Nagar                  | 0                       | 0.015            | 0.00                |
| 13           | Uttarkashi                  | 60                      | 0.015            | 0.90                |
| <b>Total</b> |                             | <b>380</b>              | <b>0.015</b>     | <b>5.70</b>         |

**Source: CEO Office 2012-13**

## Head Master/Principals In-service Training of Professional Development

The cumulative progress in this regard is as under:-

**Table 6.36 Head Master Training Progress 2009-10 to 2011-12**

| Intervention          | Year    | Physical Target | Achieved Target | Budget                   |                     | Remarks  |
|-----------------------|---------|-----------------|-----------------|--------------------------|---------------------|--|
|                       |         |                 |                 | Released by GoI in lakhs | Audited Expenditure |  |
| Head Teacher Training | 2009-10 | -               | 1772            | -                        | -                   | 1 teacher and 1 principal was sensitized in teacher training |
|                       | 2010-11 | 2195            | 2169            | 21.95                    | 0.74                | -  |
|                       | 2011-12 | 2149            | 1956            | 32.235                   | 21.94               | -  |

**Source: DPO Office 2012-13**

SIEMAT is the designated institution for conducting Head Teacher/Principals training in the State. In 2011-12 the total numbers of 1956 Head Teachers including MTs were trained on Educational leadership and Management towards the target of 2149. The training of head teacher was not sanction in 2012-13. The proposal of 2030 Govt. and Govt. aided principal is proposed as follows:-

**Table 6.37 Head Master/Principals In Service Training of Professional Development**

| S.No.        | Name of the district | Number of Principals | Unit cost in lakhs | Total Cost in lakhs |
|--------------|----------------------|----------------------|--------------------|---------------------|
| 1            | Almora               | 256                  | 0.015              | 3.84                |
| 2            | Bageshwar            | 71                   | 0.015              | 1.065               |
| 3            | Chamoli              | 158                  | 0.015              | 2.37                |
| 4            | Champawat            | 65                   | 0.015              | 0.975               |
| 5            | Dehradun             | 157                  | 0.015              | 2.355               |
| 6            | Haridwar             | 102                  | 0.015              | 1.53                |
| 7            | Nainital             | 166                  | 0.015              | 2.49                |
| 8            | Pauri                | 342                  | 0.015              | 5.13                |
| 9            | Pithoragarh          | 176                  | 0.015              | 2.64                |
| 10           | Rudraprayag          | 91                   | 0.015              | 1.365               |
| 11           | Tehri                | 239                  | 0.015              | 3.585               |
| 12           | U.S. Nagar           | 112                  | 0.015              | 1.68                |
| 13           | Uttarkashi           | 95                   | 0.015              | 1.425               |
| <b>Total</b> |                      | <b>2030</b>          | <b>0.015</b>       | <b>30.45</b>        |

### Financial Requirement

An amount of **Rs30.45 lakh** would be required for this activity.

## **Proposal of Educational Leadership and Management Training of Principal**

The unit cost of Rs. 30,000 for management training of Principals is quiet low. The general course fee for IIMs would be around Rs. 80,000 to Rs. 100,000 per person. Senior Consultant, NIAR, LBSNAA, Mussoorie has submitted the proposal for 10 days training @ Rs. 27500.00 per participant excluding TA & DA etc.

Azim Prem Ji Foundation is working with department of education Uttarakhand. The foundation work in the field of training, academic and student related activity. State government has signed MOU with Azim Prem Ji Foundation. Thus Educational Leadership and Management Training of Principal is proposed collaboration with NIAR, Azim Prem Ji Foundation.

### **Selection Criteria of Principal**

This training will be given to the Head Teacher and Principals who are holding the full fledged posts. The care is also taken that the Principals who are under 58 years would only be considered for this training. Thus their services could be taken for a longer period of time. Training proposal given by Ajim Prem Ji Foundation to SPO as follows:-

### **Proposed Activity**

| <b>Session Topic</b> | <b>Activity</b>  | <b>Methodology</b>   | <b>Outcome</b>   |
|----------------------|--|--|--|
| Introduction         | Introduction to the Participants, Facilitators and the Program   | Grouped in pairs, participants introduce each other                          | Break ice and loosen up to feel comfortable  |
| Program Objectives   | Presenting a broad overview of what the program aims to achieve over Five Days                                     | Understanding & Capturing Participant expectations; consolidating using PPT. | Establishing the What's in it for me, to gain participants' involvement and commitment to the program. |
| Norm Setting         | Involving participants to set ground rules for a productive 5-days engagement; punctuality, cell phone ettiquette, | Facilitator led Group discussions.   | Effective setting of norms and aprreciation of importanceof Program                                    |

|  |   |  |   |
|--|---|--|---|
|  | participation etc   |  |   |
| <b>Discovering Self</b>  |   |  |   |
| Self Reflection  | Sharing anecdotes to show how Self-Reflection can trigger life-change   | Facilitator led reflective process   | Prepare participants to reflect upon one's personal life journey  |
| Going down the Memory lane   | Reflecting on one's life journey  | Each participant, individually, examines his/her dreams- where they wanted to go and where they have reached   | Make participants reflect upon one's personal life journey and identify and articulate their turning points and understand the gaps between dreams and current reality. |
| Celebrating the Self   | Sharing personal stories, listening to stories of others within their groups. Identifying vital elements from within.   | Participants individually write their stories and share it within self chosen pairs and discuss to identify the defining moments   | Identify critical enabling qualities of the self (from within and without)  |
| The Way Ahead  | Participants create personal vision and individually chalk out a path to reach.   | Participants arrive at their vision; express it using pictures, poems or text articulation. And share them with the rest of the group members of their choice. (3 mins per participants)                 | Participants acquire clarity on the way ahead   |
| Challenges on the Way  | Answering a set of questions for themselves for identifying challenges to realise their vision and deep-diving into one or two questions. And introduction of COC & COI | Participants individually answer the questions which forces reflection and go deeper into the answers using Five-Why technique. Facilitator introduces the notion of COI & COC as helping in this space. | Acquire clarity on challenges and if they are real or imaginary/perceived. Understand the value of COC & COI.   |
|  |   |  |   |
| Role analysis  | Participants discuss the roles of Headmaster/Principal - prescribed vis-à-vis performed   | Break-out for group discussion to compare roles prescribed vis-a-vis roles being performed currently and presentation of the findings  | Analyze the gap between the roles they are currently performing vis-à-vis the mandate for their role  |
| Importance of processes (under the tasks they have to perform as per their role) | Participants discuss the importance of coordination and role of the various process elements  | Participants watch a video, and discuss and table views about process and its' elements and its characteristics (like interconnections, coordination, clarity outcomes etc)                              | Participants recognize and acknowledge the criticality of processes for any role-effectiveness  |

|   |   |  |  |
|---|---|--|--|
| Critical processes for a Headmaster/Principal             | Arrive at a list of processes that are critical to the role of a Headmaster/Principal   | Participants brainstorm as a whole group to arrive at a list of processes that are critical to the role of a Headmaster/Principal  | Acquire clarity on the entire range of processes critical to various functions wise  |
| Process Mapping   | Identifying important processes and mapping the detailed flow of 3/4 processes.   | Each of the eight groups are assigned with One functional area (E&R, Academics, IED, Gender, Community Mobilization, Finance, Infrastructure and Data Management) of which they will have to arrive at flow of 2/3 critical processes. They capture their work and display on the walls of the venue (for feedback and refinement) | All Headmaster/Principals acquire end-to-end clarity of some critical processes, hence appreciating the importance of process-mapping and become confident about their field.  |
| Introduction and application of logical process framework | Facilitator introduces the Logical Process framework. Participants work in group to apply the logical process framework on one critical process and present it to the whole group for discussion. | Facilitator will introduce the logical process framework with an example and makes participants to work in groups to arrive at the detailed logical frame of one or two critical processes. Each group will present while other groups participate in the presentation in the Japanese Reflection mode.                            | Participants get in-depth understanding of depth to which they should be going to perform any task successfully. They get understanding of interlinkages and scope of intergrated action. They arrive at a list of Headmaster/Principal's challenges for addressing which they will be equipped in next 3 days |
| Introduction to Leadership and Management                 | Reading Teddy Thomson story to understand how one person can change a life  | In groups read story, discuss and present group findings   | Understand how a sensitive teacher can make a difference to a child through life. Realize how much influence each of us have to change lives.  |
| Attributes of a leader                                    | Watch inspirational videos and recognize key attributes of Leadership   | Chosen videos from Satyameva Jayate are shown; groups will watch & discuss different episodes and present key attributes of leadership. Facilitator will capture and group the attributes appropriately  | Recognize and acknowledge that normal/common persons can successfully change things through their passion and perseverance. Participants will select attributes which will help them improve leadership effectiveness.   |

|   |  |  |   |
|---|--|--|---|
| Key process elements of Leadership & Team Management      | Play the Marble-Pipe game and Debrief  | Group plays the Marble-Pipe game & comes back indoors to discuss learnings. Facilitator de-briefs to bring out teamwork, delegation, shared vision, clear goals and strategy for success   | Participants are sensitized to the importance of Shared Vision, Goal Clarity, Communication, Problem Decomposition, Role Clarity, Delegation, Review & Monitoring, Coaching and Mentoring   |
| Steven Covey's seven Habits & Collaboration, Coordination | Reading hand-out and discuss Stephen Covey's Seven Habits<br>In two groups, Participants play 10 rounds of Red-Blue game                   | Facilitator discussed the meaning of each of the seven habits, and what effect presence or lack of it can have on one's daily life. Facilitator de-briefs after feedback/observations from groups/observers emphasising the importance of communication and collaboration for Win-Win situation.   | Participants consider the importance of each habit and reflect upon which ones they may need to adopt. Participants understand the concept of Collaboration with all the stake-holders for Win-Win situation.   |
| <b>Techniques of Leadership &amp; Management</b>          |  |  |   |
| Conflict Management                                       | Discussion on various causes of conflict and possible solutions.   | Facilitator led discussion of case studies of various commonly found conflicts and what could be done about them.  | Participants appreciate the importance of listening for conflict resolution. They also understand the common reasons for conflict ,its avoidance and management.  |
| Motivation, Coaching and Mentoring                        | Question based discussions with Group on motivation and Learning Five steps of Skills Transfer process for being an effective coach/mentor | Facilitator led discussion on elements that lead to motivation and de-motivation. Discussion on internal and external sources of motivation and Maslow's hierarchy of needs. Participants motivate/teach each other in pairs, on how to do a particular task. And practice the Five steps of the skills transfer process in the process. | Participants understand the various actions that can motivate or demotivate a person. Participants learn best practices in Coaching and Mentoring. They also recognize coaching and mentoring as one of the main long term tools to develop second line of leadership and distribute their own work load for overall objective. |



|  |  |   |   |
|--|--|---|---|
| <p>Simple tools to manage workload- Effective Meetings, Problem Solving- Fish-Bone, Pareto, Checklists, Time Management &amp; Prioritization</p> | <p>Discuss the various types of meeting and some best practices while conducting them. Introduction to the concept of Checklists and group activity. Understanding and discussion of Fish-Bone, Pareto, Time Management &amp; Prioritization</p> | <p>The participants recognize that there are many different types of meetings and each of them needs a different treatment for effectiveness. Discuss Atul Gawande's simple tips for making meaningful checklists explained; discussion on practical application. The participants are introduced to frequency charts and how data needs to be converted into a more intuitive visual format to make information out of data.</p> | <p>The participants learn how to make the most of the meetings and make each meeting an effective and efficient one. They also learn about Fish-Bone, Pareto, Checklists, Time Management &amp; Prioritization. Participants understand the power of using simple Checklists and recognize the properties of an effective checklist to help in execution of tasks. Participants will be able to convert data into usable information that can aid in effective decision making.</p> |
| <p>Building and Maintaining Relationships</p>  | <p>Discussion on importance of Networking and some common techniques to build and maintain relationships.</p>  | <p>Facilitator explores weak and strong ties with group using discussions and a case study.</p>   | <p>Participants understand the importance of networking to build relationships</p>  |
| <p><b>Techniques of Leadership &amp; Management</b></p>  |  |   |   |
| <p>Building and Maintaining Relationships</p>  | <p>Discussion on importance of Networking and some common techniques to build and maintain relationships.</p>  | <p>Facilitator explores weak and strong ties with group using discussions and a case study.</p>   | <p>Participants understand the importance of networking to build relationships</p>  |
| <p>Mapping Challenges and using leadership/Management tools to address them</p>  | <p>Using the framework for mapping challenges and corresponding required Leadership attributes to address them</p>   | <p>Facilitator helps Participants to map the challenges culled from DNA and to derive key Leadership attributes for each challenge</p>  | <p>Participants are able to link earlier learnings on key Leadership attributes/Management tools to specific challenge(s) they face</p>   |
| <p>My Goals and Action Plan</p>  | <p>Understanding SMART Goals and corresponding action plan</p>   | <p>Participants create a SMART goal and action plan for their District/Department/Function and themselves. Some of the SMART goals will be publically reviewed so that each element is understood precisely.</p>  | <p>Participants will be able to articulate their goals and action plan (into an operational format) for themselves, their team members and their institution.</p>   |

After the orientation programme, project work of two month will be given to participant and project work will be done by principal in their school. A one day sharing workshop conducted at district level every fortnight. Thus three district level sharing workshop will be conducted in two months. After the completion of project work, a three days review of field and suggestion workshop will be organized at NIAR, Lal Bahadur Shashtri National Administrative Academic Mussorie. A one month field work will be given to principal after the review workshop including one day sharing workshop of district level.

Thus the completion of three month field project, a three days finalize workshop on presentation and sharing will be organized by NIAR, Lal Bahadur Shashtri National Administrative Academic Mussorie.

**Table 6.38 Proposal of Educational Leadership and Management Training of Principal**

| <b>S.No.</b> | <b>Name of the district</b> | <b>Number of Principals</b> | <b>Unit cost in lakhs</b> | <b>Total Cost in lakhs</b> |
|--------------|-----------------------------|-----------------------------|---------------------------|----------------------------|
| 1            | Almora                      | 30                          | 0.3                       | 9.00                       |
| 2            | Bageshwar                   | 30                          | 0.3                       | 9.00                       |
| 3            | Chamoli                     | 32                          | 0.3                       | 9.60                       |
| 4            | Champawat                   | 30                          | 0.3                       | 9.00                       |
| 5            | Dehradun                    | 30                          | 0.3                       | 9.00                       |
| 6            | Haridwar                    | 12                          | 0.3                       | 3.60                       |
| 7            | Nainital                    | 30                          | 0.3                       | 9.00                       |
| 8            | Pauri                       | 30                          | 0.3                       | 9.00                       |
| 9            | Pithoragarh                 | 30                          | 0.3                       | 9.00                       |
| 10           | Rudraprayag                 | 30                          | 0.3                       | 9.00                       |
| 11           | Tehri                       | 30                          | 0.3                       | 9.00                       |
| 12           | U.S. Nagar                  | 30                          | 0.3                       | 9.00                       |
| 13           | Uttarkashi                  | 20                          | 0.3                       | 6.00                       |
| <b>Total</b> |                             | <b>364</b>                  | <b>0.3</b>                | <b>109.20</b>              |

### **Financial Requirement**

An amount of **Rs109.20 lakh** would be required for this activity.

## **Constraints and Issues for Teacher Training**

Several road blocks are also faced by RMSA Uttarakhand in carrying out training interventions:-

- Lack of well equipped training venues at State, District, Block and Cluster level dedicated to RMSA proves to be a hurdle in ensuring quality in the training. There needs to be a training room, a mess and a separate hostel facility (dormitory etc.) for male and female teachers with separate toilet facilities for male and female trainees at each of the training venues.
- Delay in release of grant by MHRD affects the training targets.
- Engagements of teachers in non academic.
- Secondary level Teacher Training Institution at the District level is also required.

## **Proposals for Training of Laboratory Assistants**

A total number of 2002 Lab Assistants posts are sanctioned under RMSA. All of these 2002 Lab Assistant are proposed to be trained in the year 2013-14.

These Lab Assistants will be trained in the areas concerning upkeep of lab and lab equipments, lab inventory management, assisting experiments, prevention of accidents in laboratory and first aid etc. The training would be of 05 days per batch.

SCERT faculty, experienced lectures of science and mathematics related subjects will be associated in carrying out TNA and module development. They will also work as KRPs. The training will be carried out in cascade model. KRPs will develop MTs who would be selected lecturers/asst. teachers in the concerned subjects. The training will be carried out at the block level and DIET Principals will be the responsible Nodal Officer at district level. However in the district where the number of participants is less than 100 the training would be carried out at the respective DIETs.

## **Financial Requirement**

An amount of **Rs. 30.03 Lakhs** would be required for this.

**Table 6.39 Proposals for Training of Laboratory Assistants**

| <b>S.No.</b> | <b>Name of the district</b> | <b>No. of Lab Asst.</b> | <b>Unit cost (in lakhs)</b> | <b>Total cost (in lakhs)</b> |
|--------------|-----------------------------|-------------------------|-----------------------------|------------------------------|
| 1            | Almora                      | 234                     | 0.015                       | 3.51                         |
| 2            | Bageshwar                   | 84                      | 0.015                       | 1.26                         |
| 3            | Chamoli                     | 175                     | 0.015                       | 2.63                         |
| 4            | Champawat                   | 85                      | 0.015                       | 1.28                         |
| 5            | Dehradun                    | 148                     | 0.015                       | 2.22                         |
| 6            | Haridwar                    | 66                      | 0.015                       | 0.99                         |
| 7            | Nainital                    | 171                     | 0.015                       | 2.57                         |
| 8            | Pauri                       | 286                     | 0.015                       | 4.29                         |
| 9            | Pithoragarh                 | 197                     | 0.015                       | 2.96                         |
| 10           | Rudraprayag                 | 92                      | 0.015                       | 1.38                         |
| 11           | Tehri                       | 235                     | 0.015                       | 3.53                         |
| 12           | U.S. Nagar                  | 114                     | 0.015                       | 1.71                         |
| 13           | Uttarkashi                  | 115                     | 0.015                       | 1.73                         |
| <b>Total</b> |                             | <b>2002</b>             | <b>0.015</b>                | <b>30.03</b>                 |

**Proposals for Training of Office/Library Assistants**

A total number of 2044 Office/Library Assistants are sanctioned secondary school. Out of these 228 schools are upgraded in previous years so 228 post of office assistant sanctioned in RMSA and 1816 office assistant are working in existing school. All of these 2044 Office/Library Assistant are proposed to be trained in the year 2013-14.

These Assistants will be trained in the areas concerning upkeep of office and library records, office and library management, office and secretarial work, official correspondence, financial and procurement manual of MHRD etc. The training would be of 05 days per participant.

SCERT will be the Nodal Agency for this training. The TNA, module development and the development of KRPs will be done by the SCERT taking assistance from the librarians of KVS/RJNV/JLNV and the district librarians of the State in the area of library management. SCERT will involve Administrative Officers/Finance Officers/Account Officers of the Directorate of Education Uttarakhand and SPO, RMSA in the areas of office management. These KRPs will develop the MTs at district level at the same pattern involving district librarians and district level Administrative Officers/Finance Officers/Account Officers etc. The

training will be carried out preferably at the DIETs and the DIETs Principals will be the responsible Nodal Officers at district level. However in the district where the number of participants is more than 100 the training would be carried out at the block level.

### Financial Requirement

An amount of **Rs. 30.66** would be required for this.

**Table 6.40 Proposals for Training of Office/Library Assistants**

|              | <b>Name of the district</b> | <b>No. of Office/Library Asst.</b> | <b>Unit cost (in lakhs)</b> | <b>Total cost (in lakhs)</b> |
|--------------|-----------------------------|------------------------------------|-----------------------------|------------------------------|
| 1            | Almora                      | 242                                | 0.015                       | 3.63                         |
| 2            | Bageshwar                   | 84                                 | 0.015                       | 1.26                         |
| 3            | Chamoli                     | 182                                | 0.015                       | 2.73                         |
| 4            | Champawat                   | 86                                 | 0.015                       | 1.29                         |
| 5            | Dehradun                    | 157                                | 0.015                       | 2.36                         |
| 6            | Haridwar                    | 68                                 | 0.015                       | 1.02                         |
| 7            | Nainital                    | 173                                | 0.015                       | 2.60                         |
| 8            | Pauri                       | 296                                | 0.015                       | 4.44                         |
| 9            | Pithoragarh                 | 197                                | 0.015                       | 2.96                         |
| 10           | Rudraprayag                 | 104                                | 0.015                       | 1.56                         |
| 11           | Tehri                       | 254                                | 0.015                       | 3.81                         |
| 12           | U.S. Nagar                  | 114                                | 0.015                       | 1.71                         |
| 13           | Uttarkashi                  | 87                                 | 0.015                       | 1.31                         |
| <b>Total</b> |                             | <b>2044</b>                        |                             | <b>30.66</b>                 |

## **Excursion trip for Students**

### **Status, School, Excursion Committee, Areas of Excursion, Guidelines**

A total number of 102720 students were taking to the excursion trip with in state toward of 106249 in the year of 2012-13.

A guideline for student excursion is provided to each of the school to carry out the excursion. In the guideline a provision for a three member school excursion committee was made. This committee consisted of Principal as ahead and one male and one female teacher. It was also provided that the SMDC will endorse the proposal of Student Excursion mooted out by the school excursion committee. Whole of the excursion batch would be divided into small groups having a student as a head boy or girl. The ratio to the students to the teachers would be kept to 20:1. It was also made necessary to have the consent letter of the concern guardians. Each of the students was supposed to maintain an excursion diary in which she is supposed to write down the main learning derived out of the excursion. Proper guidelines were also given about the hiring of the vehicles, maintaining a first aid kit, preparing a route chart and communicating it to the students and guardians along with important phone numbers.

The excursion included the places related to environmental education, local handicrafts and markets, industrial institutes, national forest and sanctuaries, theatre and art institutions, science lab, planetarium, historical places, public offices like SDM office, BDO office etc.

The students who participated in the excursion have given enthusiastic account of their learning due to the excursion. Perhaps it is for the first time that the students were exposed to the public offices like SDM, BDO, Post offices and banks etc. where in fact they have to interact after passing out from the schools in their daily day to day life.

**Table 3.41 The Progress of student excursion of 2012-13**

| <b>S.No.</b> | <b>Name of the district</b> | <b>Target</b> | <b>Achievement</b> |
|--------------|-----------------------------|---------------|--------------------|
| 1            | Almora                      | 10836         | 10836              |
| 2            | Bageshwar                   | 4000          | 4000               |
| 3            | Chamoli                     | 8082          | 7861               |
| 4            | Champawat                   | 4234          | 3988               |
| 5            | Dehradun                    | 13285         | 13281              |
| 6            | Haridwar                    | 4109          | 3989               |
| 7            | Nainital                    | 10634         | 8305               |
| 8            | Pauri                       | 9441          | 9441               |
| 9            | Pithoragarh                 | 8722          | 8122               |
| 10           | Rudraprayag                 | 5611          | 5602               |
| 11           | Tehri                       | 11450         | 11450              |
| 12           | U.S. Nagar                  | 10334         | 10334              |
| 13           | Uttarkashi                  | 5511          | 5511               |
| <b>Total</b> |                             | <b>106249</b> | <b>102720</b>      |

**Proposal for the student excursion within the State**

Excursion trip of one day for students of class X within the State will be organized for **101850** numbers of students. These students will be taken to the places of heritage importance, art and culture, industrial institutes, national forest and sanctuaries, theatre and art institutions, science lab, planetarium, historical places, public offices like SDM office, BDO office etc. All students will prepare a write up on the trip.

**Financial Requirement**

The total amount of **Rs. 202.42 lakh** would be required for this activity.

**Table 6.42 Proposal for the student excursion within the State**

| <b>S.No.</b> | <b>Name of the district</b> | <b>Physical</b> | <b>Unit Amount (in lakhs)</b> | <b>Total Amount (in lakhs)</b> |
|--------------|-----------------------------|-----------------|-------------------------------|--------------------------------|
| 1            | Almora                      | 11068           | 0.002                         | 22.14                          |
| 2            | Bageshwar                   | 3997            | 0.002                         | 7.99                           |
| 3            | Chamoli                     | 7004            | 0.002                         | 14.01                          |
| 4            | Champawat                   | 4159            | 0.002                         | 8.32                           |
| 5            | Dehradun                    | 8829            | 0.002                         | 17.66                          |
| 6            | Haridwar                    | 4028            | 0.002                         | 8.06                           |
| 7            | Nainital                    | 10102           | 0.002                         | 20.20                          |
| 8            | Pauri                       | 9653            | 0.002                         | 19.31                          |
| 9            | Pithoragarh                 | 7921            | 0.002                         | 15.84                          |
| 10           | Rudraprayag                 | 4822            | 0.002                         | 9.64                           |
| 11           | Tehri                       | 11099           | 0.002                         | 22.20                          |
| 12           | U.S. Nagar                  | 12929           | 0.002                         | 25.86                          |
| 13           | Uttarkashi                  | 5599            | 0.002                         | 11.20                          |
| <b>Total</b> |                             | <b>101210</b>   | <b>0.002</b>                  | <b>202.42</b>                  |

## **Excursion Tour for Student Out Side the State and Study tour for teacher inside and outside State**

### **Proposal for Study Tour for students outside the State**

Excursion tour for student outside of state, and study tour for teachers outside and inside of state are proposed AWP&B 2013-14. The selection of students and teachers depends on their performance. A selection committee will be constituted for this, which will be as follows:-

- |                                   |   |                  |
|-----------------------------------|---|------------------|
| 1- Chief Education Officer        | - | Chairman         |
| 2- District Project Officer, RMSA | - | Member           |
| 3- Block Education Officers       | - | Member           |
| 4- Principals                     | - | Member           |
| 5- District Resource Person       | - | Member Secretary |

### **Study Tour for Teachers**

Study tour for teachers was conducted for 660 teachers of the State towards the sanction of 1918 persons in the year 2011-12. These teachers were taken to the places like **IIT Bombay** (Maths Teachers-295), **Central University for English and Foreign Languages, Hyderabad** (English Teachers-242) and **Sports Authority of India, Bhopal** (Physical Education Teachers-123). Audited expenditure on this activity is Rs. 67.32 lakhs.

The teachers were **selected on the basis of their performance** in the board exams of class X in last three preceding years. The President/Governor awarded teachers were also given preference.

The study tour was composed of workshop on the related subject and of the excursion part. **The ratio of academic input to excursion was kept around 60:40.** These tours were organized in **9 batches** with a nodal officer being deployed as an in charge of the batch. The teachers who went on the study tour were directed to maintain a tour diary in which they were supposed to record key points regarding the systems, processes and approaches adopted by these Institutes which make them different from other. Majority of the participating teachers reported these tours as useful in improving their classroom processes also. Study tour for teachers not sanction by GOI in 2012-13.



## Proposal of Study Tour for Teachers outside the State

This year it is visualized that the capacity of the districts in organizing the study tour should also be developed. These tours will be organized to expose the teachers to best practices of the other States. These outside the State tours will be organized by the districts for the teachers of Social Science, Science and Hindi. It would be appropriate to mention here that last year the excursions were organized for the teachers of Mathematics, English and Physical Education. These tours will be taken to the places like Indian Institute of Science Bangalore, Science City Kapoorthala, National Botanical Garden, Shanti Niketan, Kolkata, BHU Varanasi, Bhasa Sansthan, Varanasi, Pink City, NCERT, JNU, IIT Bombay, CEFLU Hyderabad etc. It will also give a chance to the participating teachers to identify the systems, processes and approaches adopted by these institutes which make them different from others. The teachers may also imbibe the good practices adopted by these Institutions in their respective classrooms. The teachers will also submit a tour report and its utility in their teaching process.

These teachers will be selected on the basis of their performance in the board exams of class Xth in last three proceeding years. The President/Governor awarded teachers will also be given preference. The KRPs, MTs and the SCERT personnel associated with the teacher training under RMSA will also be considered for these tours.

### Financial Requirement

An amount of **Rs159.80 Lakh** would be required for the study tour of 799 teachers.

The districts would be organizing these tours as per the details given below:-

**Table 6.43 Proposal of Study Tour for Teachers outside the State**

| <b>S.No.</b> | <b>Name of the district</b> | <b>Physical</b> | <b>Unit cost in lakhs</b> | <b>Total Cost in lakhs</b> |
|--------------|-----------------------------|-----------------|---------------------------|----------------------------|
| 1            | Almora                      | 54              | 0.2                       | 10.80                      |
| 2            | Bageshwar                   | 50              | 0.2                       | 10.00                      |
| 3            | Chamoli                     | 40              | 0.2                       | 8.00                       |
| 4            | Champawat                   | 46              | 0.2                       | 9.20                       |
| 5            | Dehradun                    | 120             | 0.2                       | 24.00                      |
| 6            | Haridwar                    | 60              | 0.2                       | 12.00                      |
| 7            | Nainital                    | 120             | 0.2                       | 24.00                      |
| 8            | Pauri                       | 60              | 0.2                       | 12.00                      |
| 9            | Pithoragarh                 | 64              | 0.2                       | 12.80                      |
| 10           | Rudraprayag                 | 33              | 0.2                       | 6.60                       |
| 11           | Tehri                       | 62              | 0.2                       | 12.40                      |
| 12           | U.S. Nagar                  | 60              | 0.2                       | 12.00                      |
| 13           | Uttarkashi                  | 30              | 0.2                       | 6.00                       |
| <b>Total</b> |                             | <b>799</b>      | <b>0.2</b>                | <b>159.80</b>              |

## Proposal for Study Tour for Teachers within the State

This activity is proposed first time in 2013-14. Study tours for teachers within the State will also be organized to expose them to best practices within the State. These within the State tours will be organized by the districts for the teachers of Social Science, Science and Hindi. It would be appropriate to mention here that last year the excursions were organized for the teachers of Mathematics, English and Physical Education. This tour will be taken to the places like National Planetarium, Nainital, St. Joseph's college, Nainital, Doon School, Dehradun, Kendriya Vidyalaya, Lensdown, Jim Corbett national park, Ramnagar, Survey of India, Dehradun etc. It will also give chance to the participating teachers to identify the systems, processes and approaches adopted by these Institutes which make them different from others. The teachers may also imbibe the good practices adopted by these Institutions in their respective classrooms. The teachers will also submit a tour report and its utility in their teaching process.

The teachers will be selected on the basis of their performance in the board results of class X in preceding three years. The President awardees and the Governor awarded teacher will also be included in the list. The KRPs, MTs and the SCERT personnel associated with the teacher training under RMSA will also be considered for these tours.

### Financial Requirement

An amount of **Rs. 21.32 lakh** \*\*would be required for the study tour of 1066 teachers.

The districts would be organizing these tours as per the details given below:-

**Table 6.44 Proposal for Study Tour for Teachers within the State**

| <b>S.No.</b> | <b>Name of the district</b> | <b>Physical</b> | <b>Unit cost in lakhs</b> | <b>Total Cost in lakhs</b> |
|--------------|-----------------------------|-----------------|---------------------------|----------------------------|
| 1            | Almora                      | 38              | 0.02                      | 0.76                       |
| 2            | Bageshwar                   | 90              | 0.02                      | 1.80                       |
| 3            | Chamoli                     | 100             | 0.02                      | 2.00                       |
| 4            | Champawat                   | 60              | 0.02                      | 1.20                       |
| 5            | Dehradun                    | 200             | 0.02                      | 4.00                       |
| 6            | Haridwar                    | 120             | 0.02                      | 2.40                       |
| 7            | Nainital                    | 80              | 0.02                      | 1.60                       |
| 8            | Pauri                       | 120             | 0.02                      | 2.40                       |
| 9            | Pithoragarh                 | 100             | 0.02                      | 2.00                       |
| 10           | Rudraprayag                 | 50              | 0.02                      | 1.00                       |
| 11           | Tehri                       | 30              | 0.02                      | 0.60                       |
| 12           | U.S. Nagar                  | 50              | 0.02                      | 1.00                       |
| 13           | Uttarkashi                  | 28              | 0.02                      | 0.56                       |
| <b>Total</b> |                             | <b>1066</b>     | <b>0.02</b>               | <b>21.32</b>               |

## Excursion Tour for Student Outside the State

This activity is proposed first time in 2013-14. A study tour of two days of **1097** number of students of class IX and X will be organized outside the State to expose the students to different culture, historical places, geographical places, premiere schools and institutions etc. They may also participate in some form of workshop, events etc. The students will be selected on the basis of their performance in the preceding year's results. Students excelling in sports, arts and science exhibition etc will also be included in the list. Students who have fared well in the competitive examinations viz. namely NTSE, MMMS and students who have maintained more than 95% attendance in the class will also be given preference.

### Financial Requirement

The total amount **Rs. 21.94 lakh** would be required for this activity.

**Table 6.45 Excursion Tour for Student Outside the State**

| S.No.        | Name of the district | Physical    | Unit Amount (in lakhs) | Total Amount (in lakhs) |
|--------------|----------------------|-------------|------------------------|-------------------------|
| 1            | Almora               | 110         | 0.02                   | 2.20                    |
| 2            | Bageshwar            | 30          | 0.02                   | 0.60                    |
| 3            | Chamoli              | 100         | 0.02                   | 2.00                    |
| 4            | Champawat            | 60          | 0.02                   | 1.20                    |
| 5            | Dehradun             | 150         | 0.02                   | 3.00                    |
| 6            | Haridwar             | 150         | 0.02                   | 3.00                    |
| 7            | Nainital             | 80          | 0.02                   | 1.60                    |
| 8            | Pauri                | 30          | 0.02                   | 0.60                    |
| 9            | Pithoragarh          | 48          | 0.02                   | 0.96                    |
| 10           | Rudraprayag          | 40          | 0.02                   | 0.80                    |
| 11           | Tehri                | 125         | 0.02                   | 2.50                    |
| 12           | U.S. Nagar           | 174         | 0.02                   | 3.48                    |
| 13           | Uttarkashi           | 0           | 0.02                   | 0.00                    |
| <b>Total</b> |                      | <b>1097</b> | <b>0.02</b>            | <b>21.94</b>            |

### Constraints/Issues-

Rs. 2000 unit cost for student excursion outside the State is too meager. The far flung districts like Uttarkashi and Rudraprayag have shown their inability to conduct student excursion outside the State as the only inland travel cost from district headquarters to even Dehradun is Rs. 2000 leave aside the hotel and other expenditures. The unit cost may be considered to increase and put as Rs. 12,000 per student.

## Sports Equipments-

This activity is proposed first time in 2013-14. To enhance sport related activities in the schools, the availability of sports equipments is important. A total number of **95** schools are identified for the purchase of sports equipments in the year 2013-14. One school selected each from 95 blocks. These schools are selected on the basis of availability of playground in the school. The minimum number of beneficiary students is more than 100. Physical education teachers are posted in these schools. These schools will necessarily organize an annual sports day.

The procurement will be done by concern SMDC. The sport equipment will be purchase as the need base the priority will be given to athletics, Indore game, Volleyball, Football etc.

### Financial Requirement

An amount of **Rs. 19.00 lakh** would be required for **95** numbers of schools.

**Table 6.46 Proposal of Sports Equipments in 2013-14**

| S.No.        | Name of the district | Physical (No. of School) | Unit cost (in lakhs) | Total Cost (in lakhs) |
|--------------|----------------------|--------------------------|----------------------|-----------------------|
| 1            | Almora               | 11                       | 0.20                 | 2.20                  |
| 2            | Bageshwar            | 03                       | 0.20                 | 0.60                  |
| 3            | Chamoli              | 09                       | 0.20                 | 1.80                  |
| 4            | Champawat            | 04                       | 0.20                 | 0.80                  |
| 5            | Dehradun             | 06                       | 0.20                 | 1.20                  |
| 6            | Haridwar             | 06                       | 0.20                 | 1.20                  |
| 7            | Nainital             | 08                       | 0.20                 | 1.60                  |
| 8            | Pauri                | 15                       | 0.20                 | 3.00                  |
| 9            | Pithoragarh          | 08                       | 0.20                 | 1.60                  |
| 10           | Rudraprayag          | 03                       | 0.20                 | 0.60                  |
| 11           | Tehri                | 09                       | 0.20                 | 1.80                  |
| 12           | U.S. Nagar           | 07                       | 0.20                 | 1.40                  |
| 13           | Uttarkashi           | 06                       | 0.20                 | 1.20                  |
| <b>Total</b> |                      | <b>95</b>                | <b>0.20</b>          | <b>19.00</b>          |

## Science Fair

To promote science a school level activity is necessary. For this purpose every school done science related activity such as science seminar, drama, exhibition, etc. which are correlated NCERT activity. A rupees of five thousand of school grant is being used in school level. This activity is a part of school time table. There is a need to conduct activities for the promotion of science. Science Quiz, Science drama and Science Fairs were organized at school block and district level.

The progress of science exhibition in the year of 2011-12:-

**Table 6.47 Progress of Science Fair 2011-12**

| S.No.        | Name of the district | Sanctioned |                    |                         | Utilized |                    |                         |
|--------------|----------------------|------------|--------------------|-------------------------|----------|--------------------|-------------------------|
|              |                      | Physical   | Unit cost in lakhs | Total Amount (in lakhs) | Physical | Unit cost in lakhs | Total Amount (in lakhs) |
| 1            | Almora               | 1          | 1.0                | 1.0                     | 1        | 1.0                | 1.0                     |
| 2            | Bageshwar            | 1          | 1.0                | 1.0                     | 1        | 1.0                | 1.0                     |
| 3            | Chamoli              | 1          | 1.0                | 1.0                     | 1        | 1.0                | 1.0                     |
| 4            | Champawat            | 1          | 1.0                | 1.0                     | 1        | 1.0                | 1.0                     |
| 5            | Dehradun             | 1          | 1.0                | 1.0                     | 1        | 1.0                | 1.0                     |
| 6            | Haridwar             | 1          | 1.0                | 1.0                     | 1        | 1.0                | 1.0                     |
| 7            | Nainital             | 1          | 1.0                | 1.0                     | 1        | 1.0                | 1.0                     |
| 8            | Pauri                | 1          | 1.0                | 1.0                     | 1        | 1.0                | 1.0                     |
| 9            | Pithoragarh          | 1          | 1.0                | 1.0                     | 1        | 1.0                | 1.0                     |
| 10           | Rudraprayag          | 1          | 1.0                | 1.0                     | 1        | 1.0                | 1.0                     |
| 11           | Tehri                | 1          | 1.0                | 1.0                     | 1        | 1.0                | 1.0                     |
| 12           | U.S. Nagar           | 1          | 1.0                | 1.0                     | 1        | 1.0                | 1.0                     |
| 13           | Uttarkashi           | 1          | 1.0                | 1.0                     | 1        | 1.0                | 1.0                     |
| <b>Total</b> |                      | <b>13</b>  | 1.0                | 13.00                   | 13       | 1.0                | 1.0                     |

The activity of Science Fair was not sanctioned in 2012-13

- **Section of judges**

A panel of science teacher formed by chief education officer from government, aided school, university teacher and public school. 3 to 5 judged selected from the panel for each activity.

- **Evaluation criteria**

Judge observed the project, model, demonstration by participation presentation, analysis data, reporting, result, chart etc. and evaluate by marking system. Cross question also a tool for a evaluation criteria.

- Selected students from school book and district will be awarded. Awarded will be given in the form of certificate medal, trophy etc.

**Science Exhibition - Time Frame and Venue**

| S.No. | Time Schedule                              | Participant   | Venue                              | Responsibility  | Monitored by  |
|-------|--|---|------------------------------------|---|---|
| 1     | School level<br>August/September<br>2013   | Students of<br>6 to 12  | School                             | Principal and<br>academic<br>committee  | SMDC<br>Member  |
| 2     | Block level<br>September/October<br>2013   | Selected<br>students<br>from school<br>and concern<br>teacher       | Head<br>quarter<br>GIC of<br>block | BEO, Principal<br>of concerned<br>GIC   | BEO, DIET<br>Master                                   |
| 3     | District level<br>October/November<br>2013 | First 3<br>student<br>from block<br>concerned<br>teacher and<br>BEO | District<br>head<br>quarter<br>GIC | District Project<br>Office (RMSA)<br>and Concerned<br>Principal and<br>BEO, DRP | CEO, DPO,<br>DIET<br>SCERT<br>State level<br>officers |

## Proposal

The state conducts 5 state level activities for the promotion of science activities in consonance with NCERT guidelines. SCERT is the designated institution for this, but there is no provision for organizing these activities at district, block and school levels. So the conduct of **science quiz, science drama, science seminar and science fair etc. is proposed at school, block and district levels**. Each DPO will ensure that these activities are conducted in the district. These activities will be organized for **elementary and secondary level together**. Thus, each district will organize a district level science fair as an evolving event from school to district level. Efforts will be done to dovetail these activities with State level activities. These activities will be organized in between August 2013 to December 2013.

## Financial Requirement

An amount of Rs. 13.00 lakh will be required for this activity.

**Table 6.48 Proposal of Science Faire 2013-14**

| S.No.        | Name of the district | Physical  | Unit cost (in lakhs) | Total Cost (in lakhs) |
|--------------|----------------------|-----------|----------------------|-----------------------|
| 1            | Almora               | 1         | 1.0                  | 1.0                   |
| 2            | Bageshwar            | 1         | 1.0                  | 1.0                   |
| 3            | Chamoli              | 1         | 1.0                  | 1.0                   |
| 4            | Champawat            | 1         | 1.0                  | 1.0                   |
| 5            | Dehradun             | 1         | 1.0                  | 1.0                   |
| 6            | Haridwar             | 1         | 1.0                  | 1.0                   |
| 7            | Nainital             | 1         | 1.0                  | 1.0                   |
| 8            | Pauri                | 1         | 1.0                  | 1.0                   |
| 9            | Pithoragarh          | 1         | 1.0                  | 1.0                   |
| 10           | Rudraprayag          | 1         | 1.0                  | 1.0                   |
| 11           | Tehri                | 1         | 1.0                  | 1.0                   |
| 12           | U.S. Nagar           | 1         | 1.0                  | 1.0                   |
| 13           | Uttarkashi           | 1         | 1.0                  | 1.0                   |
| <b>Total</b> |                      | <b>13</b> | <b>1.0</b>           | <b>13.00</b>          |

## Constraints/Issues-

Delay of release of fund from MHRD prevents these activities to dovetail with the NCERT guided state level activities.

## Guidance and Counseling

In the first phase State Guidance Resource Centre Bureau has been established at the SCERT Uttarakhand, Narendranagar, Tehri Garhwal. An appropriate G.O. No.-

1083/XXIV-2/11-6(6)2011, 15 Dec, 2011 has been issued by the State government in this regard which provides for the creation of 05 Resource persons at State Guidance and Counseling Bureau (at SCERT) and 13 Research Assistants at District level (GIC and GGICs). A outsource agency selected by the committee headed chairman of district Magistrate. The selection process is going on.

### **Progress**

Guidance and Counseling Programme has been started in the state for awareness of children about selection of vocation in future and different challenges occurs in adolescence. GOI have sectioned sensitization of 2040 head teachers/teachers in 2012-13 State Resource Group (SRG) had been constituted for effective implementation. There were Psychologist, Councilors, Professors, teachers, DIET, representation of NGO, Guardian, representative of NIOS were included in SRG. Training need assessment have done through SRG which was conducted in 8-10 November 2012. Training module developed after TNA and District level MTs had trained by KRP in 4-6 December 2012. The district level training had been conducted at DIET. The progress of the training as follows-

**Table 6.49 Progress Guidance and Counseling 2012-13**

| <b>S.No.</b> | <b>Name of District</b> | <b>Target</b> | <b>Achievement</b> |
|--------------|-------------------------|---------------|--------------------|
| 1            | Almora                  | 242           | 213                |
| 2            | Bageshwar               | 84            | 76                 |
| 3            | Chamoli                 | 180           | 181                |
| 4            | Champawat               | 85            | 73                 |
| 5            | Dehradun                | 155           | 152                |
| 6            | Haridwar                | 68            | 64                 |
| 7            | Nainital                | 170           | 160                |
| 8            | Pauri                   | 284           | 239                |
| 9            | Pithoragarh             | 198           | 197                |
| 10           | Rudraprayag             | 104           | 104                |
| 11           | Tehri                   | 246           | 160                |
| 12           | U.S. Nagar              | 112           | 90                 |
| 13           | Uttarkashi              | 112           | 109                |
| <b>Total</b> |                         | <b>2040</b>   | <b>1818</b>        |

## Proposal

### Financial Requirement

An amount of Rs 41.60 lakhs will be required for this activity.

**Table 6.50 Proposal of Guidance and Counseling 2013-14**

| S.No.        | Name of District | No of Govt. School | No of participant | No of batches | Unit cost (Rs in lakh) | Total amount (Rs in lakh) |
|--------------|------------------|--------------------|-------------------|---------------|------------------------|---------------------------|
| 1            | Almora           | 242                | 484               | 12            | 0.40                   | 4.80                      |
| 2            | Bageshwar        | 85                 | 170               | 4             | 0.40                   | 1.60                      |
| 3            | Chamoli          | 182                | 364               | 9             | 0.40                   | 3.60                      |
| 4            | Champawat        | 89                 | 178               | 4             | 0.40                   | 1.60                      |
| 5            | Dehradun         | 157                | 314               | 8             | 0.40                   | 3.20                      |
| 6            | Haridwar         | 68                 | 136               | 3             | 0.40                   | 1.20                      |
| 7            | Nainital         | 173                | 346               | 9             | 0.40                   | 3.60                      |
| 8            | Pauri            | 296                | 592               | 15            | 0.40                   | 6.00                      |
| 9            | Pithoragarh      | 197                | 394               | 10            | 0.40                   | 4.00                      |
| 10           | Rudraprayag      | 104                | 208               | 5             | 0.40                   | 2.00                      |
| 11           | Tehri            | 254                | 508               | 13            | 0.40                   | 5.20                      |
| 12           | U.S. Nagar       | 118                | 236               | 6             | 0.40                   | 2.40                      |
| 13           | Uttarkashi       | 115                | 230               | 6             | 0.40                   | 2.40                      |
| <b>Total</b> |                  | <b>2080</b>        | 4160              | <b>104</b>    | <b>0.40</b>            | <b>41.60</b>              |

### Guidance & counseling cell at the school level-

At every school a guidance & counseling cell have been constituted. This cell is responsible for counseling, carrier counseling personality development programme. This will be a continuous process. Interaction with famous personalities will be provided to the students. They will also have a chance to get counseling by experts



## School Grant

**Table 6.51 The cumulative progress of School Grant**

| Year    | Approved by GOI |                    |                         | SPO Released |                     | Remark                                      |
|---------|-----------------|--------------------|-------------------------|--------------|---------------------|---|
|         | Physical        | Unit cost in lakhs | Total Amount (in lakhs) | Physical     | Audited Expenditure |   |
| 2009-10 | 1760            | 0.14               | 246.40                  | 1760         | 246.40              |   |
| 2010-11 | 1770            | 0.50               | 885.00                  | 1770         | 243.70              | --  |
| 2011-12 | 1879            | 0.50               | 939.50                  | 1875         | 1061.65             | 4 schools were not found eligible for grant |
| 2012-13 | 2078            | 0.50               | 1039.00                 | 2078         | 1039.00             | Reported                                    |

### Proposal

This year an annual grant of **Rs. 1040.50 lakh** is proposed to be sanction for **2081** number of schools having unit cost of Rs. 0.50 lakh.

### Financial Requirement

**Table 6.52 Proposal of School Grant 2013-14**

| S.No.        | Name of the district | Physical Govt. School | Unit cost (in lakhs) | Total cost (in lakhs) |
|--------------|----------------------|-----------------------|----------------------|-----------------------|
| 1            | Almora               | 242                   | 0.50                 | 121.00                |
| 2            | Bageshwar            | 85                    | 0.50                 | 42.50                 |
| 3            | Chamoli              | 182                   | 0.50                 | 91.00                 |
| 4            | Champawat            | 89                    | 0.50                 | 44.50                 |
| 5            | Dehradun             | 157                   | 0.50                 | 78.50                 |
| 6            | Haridwar             | 68                    | 0.50                 | 34.00                 |
| 7            | Nainital             | 173                   | 0.50                 | 86.50                 |
| 8            | Pauri                | 296                   | 0.50                 | 148.00                |
| 9            | Pithoragarh          | 197                   | 0.50                 | 98.50                 |
| 10           | Rudraprayag          | 104                   | 0.50                 | 52.00                 |
| 11           | Tehri                | 254                   | 0.50                 | 127.00                |
| 12           | U.S. Nagar           | 118                   | 0.50                 | 59.00                 |
| 13           | Uttarkashi           | 116                   | 0.50                 | 58.00                 |
| <b>Total</b> |                      | <b>2081</b>           | <b>0.50</b>          | <b>1040.50</b>        |

### Book Fair

#### Status

In all of the 13 districts of the State one book fair each was organized. Thus 13 district book fairs were organized at district level. The purpose of the book fair was to provide an opportunity to the students, guardians, teachers and all the stake holders in the secondary education to have an exposure to the variety of standard books which must be there in a school library. National, regional and local publishers participated

in these book fairs. Publishers like Macmillan, NBT, Oxford, Lok Bharti, Rajkamal,, Prabhat, Granth Academy, Janvani, Kitab Ghar and regional publishers like Almora book depot, Punetha printing press, consul book depot, Binsar, Rajpal & sons, Unistar books etc participated in the book fair.

Directions were given to the districts to constitute an 8 member district book selection committee which has to recommend a suggested list of books to be chosen from the book fair to be used for the referential purpose in future purchases under RMSA.

The configuration of the committee is as under:-

- DPO RMSA - President
- One SMDC member (Senior most principal of the GIC/ GGIC of the District except the departmental person) - member
- One Librarian from the KVS/NV from the district - member
- One Educationist - member
- One guardian - member
- One student representative - member
- One teacher representative - member

Each DPO was advised to keep the list of book as a matter of records in the districts and was also directed to circulate to all the schools of the districts.

### Proposal for book fair

A book fair in each of the 13 districts in the State is proposed to be organized on the same lines as was done in the previous years.

**Table 6.53 Proposal for book fair 2013-14**

| S.No.        | Name of the district | Physical  | Unit cost (in lakhs) | Total cost (in lakhs) |
|--------------|----------------------|-----------|----------------------|-----------------------|
| 1            | Almora               | 1         | 1.00                 | 1.00                  |
| 2            | Bageshwar            | 1         | 1.00                 | 1.00                  |
| 3            | Chamoli              | 1         | 1.00                 | 1.00                  |
| 4            | Champawat            | 1         | 1.00                 | 1.00                  |
| 5            | Dehradun             | 1         | 1.00                 | 1.00                  |
| 6            | Haridwar             | 1         | 1.00                 | 1.00                  |
| 7            | Nainital             | 1         | 1.00                 | 1.00                  |
| 8            | Pauri                | 1         | 1.00                 | 1.00                  |
| 9            | Pithoragarh          | 1         | 1.00                 | 1.00                  |
| 10           | Rudraprayag          | 1         | 1.00                 | 1.00                  |
| 11           | Tehri                | 1         | 1.00                 | 1.00                  |
| 12           | U.S. Nagar           | 1         | 1.00                 | 1.00                  |
| 13           | Uttarkashi           | 1         | 1.00                 | 1.00                  |
| <b>Total</b> |                      | <b>13</b> | <b>1.00</b>          | <b>13.00</b>          |

### **Financial Requirement**

An amount of Rs. 13.00 lakhs would be required for this activity.

The details are given below:-

### **Workshop of CCE/School Grading**

Each of the 13 districts organized on day CCE/School Graduation workshop in the State. Principals DIETs, BEOs, DPOs, DRPs, Principals from High Schools and Intermediate colleges participated in these workshops. On an average 30 to 40 participants participated in this workshop. The workshop aimed at sensitizing the participants with the component of school gradation. **The key agenda** of the workshops pertained to finding out the modalities of implementing School Gradation Tool and the existing CCE system of the State. It also included the issues regarding teacher diary with special emphasis on student profile. This activity conducted by MMER.

### **Training for Community leaders**

GOI sanctioned 41580 SMDC members training in 2012-13. There is a hues number. A specific strategy adopted by state. For this TNA carried out though the feedback of last year SMDC training, Dialog with SMDC/community, problem face by SMDC and monitoring/inspection formats which was used by SPO/DPO personnel. SRG workshop conducted on 8-10 November 2012 and finalized the training need. 25 KRPs were developed who were belong to members from SCERT, community members, DRPs, Selected teachers of the secondary schools, NGOs representatives. These KRPs in turn developed about 30 MTs. 2-3 MTs were developed per district during 4-6 December 2012. Training imparted in cascade model. School level MTs trained by district MTs and SMDC members training imparted by school level. The training conducted 25-30 member including 5-10 members by community who were active involved in school activity. SPO developed Training module for MTs and browser for all members and community. Thus the training SMDC members are more than the sanction number.

**Table 6.54 The training schedule and contain**

| <b>Day</b> | <b>Programme</b>  |   |   |  |
|------------|---|---|---|--|
| First day  | Registration, inauguration of programme Group introduction<br><br><b>10:30 to 11:00</b>           | <b>Module 01</b><br>To established Relationship between school and community<br><br><b>11:00 to 12:30</b> | Lunch<br><br><b>12:30 to 1:00</b>                                     | <b>Module – 02</b><br>School development and resource<br><br><b>1:30 to 3:00</b> |
| Second Day | <b>Module -03</b><br>“How our school will be” status and expectation<br><br><b>10:30 to 12:30</b> | Lunch<br><br><b>12:30 to 1:00</b>   | <b>Module -04</b><br>Financial Management<br><br><b>1:00 to 2:300</b> | Thanks and Validation<br><br><b>2:30 to 3:00</b>                                 |

**Table 6.55 Progress of Training for Community leaders**

| <b>S. No.</b> | <b>Name of the district</b> | <b>Target</b>         |                                       | <b>Achieved</b>                       |
|---------------|-----------------------------|-----------------------|---------------------------------------|---------------------------------------|
|               |                             | <b>No. of Schools</b> | <b>Physical (No. of SMDC members)</b> | <b>Physical (No. of SMDC members)</b> |
| 1             | Almora                      | 241                   | 4820                                  | 5025                                  |
| 2             | Bageshwar                   | 84                    | 1680                                  | 1600                                  |
| 3             | Chamoli                     | 181                   | 3620                                  | 3595                                  |
| 4             | Champawat                   | 89                    | 1780                                  | 2225                                  |
| 5             | Dehradun                    | 157                   | 3140                                  | 2325                                  |
| 6             | Haridwar                    | 68                    | 1360                                  | 1360                                  |
| 7             | Nainital                    | 173                   | 3460                                  | 3420                                  |
| 8             | Pauri                       | 295                   | 5900                                  | 5900                                  |
| 9             | Pithoragarh                 | 198                   | 3960                                  | 4728                                  |
| 10            | Rudraprayag                 | 104                   | 2080                                  | 1872                                  |
| 11            | Tehri                       | 254                   | 5080                                  | 5950                                  |
| 12            | U.S. Nagar                  | 117                   | 2340                                  | 2679                                  |
| 13            | Uttarkashi                  | 118                   | 2360                                  | 2825                                  |
| <b>Total</b>  |                             | <b>2079</b>           | <b>41580</b>                          | <b>43504</b>                          |

## **Capacity Building Conducted By SMDC Members and Project Functionaries By NIAR**

Two training programs conducted by NIAR LBSNAA mussoorie dated 7-11 January 2013 and 15-19 January 2013 on capacity building of SMDC. The objective of the training are:-

### **The objectives of the training programme:-**

- To sensitize and orient the concerned functionaries on various issues concerned with the structure of planning process/ role and functions of SDMC.
- To discuss the macro policy changes carried out in secondary education and development in related areas.
- To discuss the problems arising in programme implementation at SDMC level and also to identify the possible solutions.
- To analyse the decentralized planning process in which participation of these marginal communities is to be insured, thereby, enabling the planning process in actualizing community empowerment at school level.
- To discuss various conceptual issues concerned with secondary education planning, access, enrolment, retention, transition, quality inclusive education and community enrolment in education system.
- To discuss the issues relating to SMDC functioning at district, block and village level.
- To Enhance the capacity to prepare need based plan at school level.
- To Convergence & other governance aspect.

A total no of participant in this programme were 64. The group of participants were heterogeneous belong principals, DPOs, BEOs, district resource person. The aim of training is to motivate the community members principals and the state holders.

The day to day programme was as follows:-

**Venue: Indira Bhawan Campus, LBSNAA, Mussoorie**

| Day/Date                             | Session-I<br>09:30 AM – 11:00 AM   |                                 | Session-II<br>11:30 AM – 01:00 PM  |                                   | Session-III<br>02:00 PM – 03:30 PM   |   | Session-IV<br>04:00 PM – 05:30 PM   |
|--------------------------------------|--|---------------------------------|--|-----------------------------------|--|---|---|
| Day One<br>Monday<br>07.01.2013      | Registration 9.30 – 09.45<br><br><b>Icebreaking/<br/>Introduction</b><br><br>09:50 – 10.30<br><br><hr/><br><b>Inauguration/negotiating<br/>agenda</b><br><br>10.30 a.m – 11.00 a.m   |                                 | 11:30 – 12:30<br><br><b>Status of RMSA in the State</b><br><br>12:30 – 01:30<br><br><b>Review of Last Years AWP<br/>&amp; B along with the appraisal<br/>reports (sharing with the<br/>state/district teams lesson<br/>learnt)</b><br><br>State Representative,<br>Uttarakhand/ Ms. Poonam<br>Singh, Associate Professor,<br>NIAR, LBSNAA, Mussoorie |                                   | <b>RMSA/SDMC guidelines<br/>and Features of a<br/>Relevant/Contextual<br/>District Plan*, its content<br/>and structure - I (group<br/>exercise based analysis<br/>of the contextual plan)</b><br><br>Prof. S.M.I.A. Zaidi<br>Prof. & Head, NUEPA,<br>Gol, New Delhi |   | <b>RMSA/SDMC guidelines<br/>and Features of a<br/>Relevant/Contextual District<br/>Plan* - II, its content and<br/>structure (group exercise<br/>based analysis of the<br/>contextual plan)</b><br><br>Prof. S.M.I.A. Zaidi<br>Prof. & Head, NUEPA, Gol,<br>New Delhi |
| Day Two<br>Tuesday<br>08.01.2013     | <b>Major Issues under<br/>RMSA/SDMC Planning<br/>Process: Problem<br/>Identification, Data Analysis,<br/>Strategy Formulation and<br/>Intervention – I (district,<br/>block, cluster and school<br/>level)</b><br><br>Prof. S.M.I.A. Zaidi<br>Prof. & Head, NUEPA, Gol,<br>New Delhi | 11:00AM – 11:30 AM<br>Tea Break | <b>Major Issues under<br/>RMSA/SDMC Planning<br/>Process: Problem<br/>Identification, Data<br/>Analysis, Strategy<br/>Formulation and<br/>Intervention – II ( district,<br/>block, cluster and school<br/>level)</b><br><br>Prof. S.M.I.A. Zaidi<br>Prof. & Head, NUEPA, Gol,<br>New Delhi   | 01:00PM – 02:00 PM<br>Lunch Break | <b>Micro Planning related<br/>Issues: PLA Based – I<br/>(problem identification,<br/>strategy formulation and<br/>designing intervention<br/>using participatory<br/>approach)</b><br><br>Ms. Poonam Singh,<br>Associate Professor,<br>NIAR, LBSNAA,<br>Mussoorie    | 03:30 PM – 04:00 PM<br>Tea/Coffee Break | <b>Micro Planning related<br/>Issues: PLA Based – II<br/>(problem identification,<br/>strategy formulation and<br/>designing intervention using<br/>participatory approach)</b><br><br>Ms. Poonam Singh,<br>Associate Professor, NIAR,<br>LBSNAA, Mussoorie           |
| Day Three<br>Wednesday<br>09.01.2013 | <b>Field Visit and Micro<br/>Planning Exercise – I<br/>(different groups visiting<br/>village, school, CRC and BRC<br/>and preparing the report)</b>   |                                 | <b>Field Visit and Micro<br/>Planning Exercise – II<br/>(different groups visiting<br/>village, school, CRC and<br/>BRC and preparing the<br/>report)</b>  |                                   | <b>Sharing of learning<br/>coming out from<br/>micro planning – I<br/>Group Report</b><br><br>Course Team, NIAR,<br>LBSNAA, Mussoorie  |   | <b>Sharing of learning coming<br/>out from<br/>micro planning – II<br/>Group Report</b><br><br>Course Team, NIAR,<br>LBSNAA, Mussoorie  |

|                                    |  |   |   |   |
|------------------------------------|--|---|---|---|
| Day Four<br>Thursday<br>10.01.2013 | Planning for Quality Issues<br>under RMSA<br>Roles and Responsibilities<br><br>Dr. K.K. Vashishtha, New<br>Delhi   | Community Based<br>Management/ Monitoring of<br>School<br><br>Ms. Poonam Singh,<br>Associate Professor, NIAR,<br>LBSNAA, Mussoorie                    | Special Focus Groups<br>related Issues:<br>Participation of<br>Gender/marginal/CWSN<br>Group<br><br>Dr. K.K. Vashishtha, New<br>Delhi | Formulation of AWP&B,<br>Norms and Financial<br>Parameters of RMSA :<br>Costing of Context Specific<br>Interventions<br>as per RMSA Guideline<br><br>Dr. Rajni Ranjan Singh,<br>Faculty, School of<br>Education, Uttarakhand<br>Open University,<br>Uttarakhand |
| Day Five<br>Friday<br>11.01.2013   | Presentation/Draft of<br>AWP&B, RMSA<br>(Content & Structure,<br>including cost implication):-<br>Chapterization of AWP&B – I<br><br>Dr. Rajni Ranjan Singh,<br>Faculty, School of Education,<br>Uttarakhand Open University,<br>Uttarakhand | Presentation/Draft of<br>AWP&B, RMSA<br>(Content & Structure,<br>including cost implication):-<br>Chapterization of AWP&B –<br>II<br><br>(Group Wise) | Finalization of the<br>content and structure of<br>the Draft AWP & B<br><br>(Group Wise)  | 04:00 – 05:00<br>Road map ahead<br><br>05:00 – 05:30<br>Valediction & Distribution of<br>Certificates   |

These trained participant will be key resource person for future SMDC training and motivator for SMDC.

### Proposal for SMDC Training

The feedback received from the Principals of the secondary schools and the SMDC's members themselves indicate that SMDC's members are still not comfortable to carry out the functions as defined for the SMDC members. So, the module needs to be modified as per the needs of the SMDC members. The Principals and the members have highlighted the issue of involvement of the SMDC members in Academic monitoring and financial functions. Therefore the training of 41580 number of SMDC members is proposed in the year 2012-13. **The key areas** of this training would be Academic monitoring, Monitoring of teacher/Student attendance, Community involvement in Co-Scholastic areas etc.

The already existing KRPs will modified the module in a workshop of 05 days and will sensitize the MTs about the modified module. The MTs will impart the training to the SMDCs members at school level.

## Financial Requirement

An amount of Rs.249.72 Lakhs is required for this activity.

**Table 6.56 Proposal for SMDC Training 2013-14**

| Name of the districts | No. of schools | Physical (No. of SMDC members) | Unit cost (in lakh) | Total Amount (in lakh) |
|-----------------------|----------------|--------------------------------|---------------------|------------------------|
| Almora                | 242            | 4840                           | 0.006               | 29.04                  |
| Bageshwar             | 85             | 1700                           | 0.006               | 10.2                   |
| Chamoli               | 182            | 3640                           | 0.006               | 21.84                  |
| Champawat             | 89             | 1780                           | 0.006               | 10.68                  |
| Dehradun              | 157            | 3140                           | 0.006               | 18.84                  |
| Haridwar              | 68             | 1360                           | 0.006               | 8.16                   |
| Nainital              | 173            | 3460                           | 0.006               | 20.76                  |
| Pauri                 | 296            | 5920                           | 0.006               | 35.52                  |
| Pithoragarh           | 197            | 3940                           | 0.006               | 23.64                  |
| Rudraprayag           | 104            | 2080                           | 0.006               | 12.48                  |
| Tehri                 | 254            | 5080                           | 0.006               | 30.48                  |
| U.S. Nagar            | 118            | 2360                           | 0.006               | 14.16                  |
| Uttarkashi            | 116            | 2320                           | 0.006               | 13.92                  |
| <b>Total</b>          | <b>2081</b>    | <b>41620</b>                   | <b>0.006</b>        | <b>249.72</b>          |

## Special Coaching (Coaching for SC, ST and minority Students as an Additional Academic Support)

Special Teaching/Coaching was provided to 7863 students of EBBs district such as Dehradu Haridwar, Tehri, Uttarkashi and U.S.Nagar as an additional academic support pertaining to the subjects Math, Science and English. The progress is :-

**Table 6.57 Progress of Special Coaching**

| Name of the districts | Target      | Achievement |
|-----------------------|-------------|-------------|
| Dehradun              | 801         | 801         |
| Haridwar              | 868         | 868         |
| Tehri                 | 1824        | 1824        |
| U.S. Nager            | 3470        | 3470        |
| Uttarakashi           | 900         | 900         |
| <b>Total</b>          | <b>7863</b> | <b>7863</b> |



## **Proposal for Special Teaching for Learning Enhancement**

Special Teaching for **4610** students as an additional academic support is proposed for the year 2013-14. This is proposed in a pilot mode wherein 4-6 schools per block are selected in the districts.

### **Rationale**

The selection of students depends on performance in IX annual exam in English, Maths and Science. This special teaching will be provided to the students of class 9<sup>th</sup> who have secured less than 40% marks in Math, Science and English subjects in their IXth class. The remedial teaching will be given those school in which SC, ST and Minority children's enrollment is greater. It is also ensured that in all of these schools at least one teacher is available to provide additional support in the concerned subjects.

### **Time schedule**

This special teaching will be conducted by the concerned subject teachers in the concerned schools in additional time. At least one hour for minimum two days in a week would be devoted for this activity in a school. The concerned teacher will be paid Rs. 500 per teacher as remuneration. This would be paid in two installments. This payment would be dependent upon the improvement of the student's results in the concerned subjects in half yearly and annual examinations.

### **Monitoring**

The monitoring will be conducted by the Principal of the school on the monthly basis. A monthly test will be taken by the concerned subject teachers and the Principal will monitor the progress made by the students. Similarly the Principal will monitor the performance of the students on the basis of half yearly and annual examinations. The concerned teachers will maintain a teacher diary to record the progress made by the concerned students. The achievement of the children concerned will be discussed with SMDC members periodically.

## Financial Requirement

An amount of **Rs.24.06 Lakhs** would be required for this activity.

**Table 6.58 Proposal for Special Teaching for Learning Enhancement**

| Name of the districts | No. of schools | No. of SC,ST and Minority Children | Unit cost (in lakh) | Total Amount (in lakh) |
|-----------------------|----------------|------------------------------------|---------------------|------------------------|
| Almora                | 2              | 60                                 | 0.005               | 0.30                   |
| Bageshwar             | 17             | 735                                | 0.005               | 3.68                   |
| Chamoli               | 1              | 131                                | 0.005               | 0.66                   |
| Champawat             | 1              | 30                                 | 0.005               | 0.15                   |
| Dehradun              | 60             | 990                                | 0.005               | 4.95                   |
| Haridwar              | 20             | 1200                               | 0.005               | 6.00                   |
| Nainital              | 3              | 400                                | 0.005               | 2.00                   |
| Pauri                 | 4              | 60                                 | 0.005               | 0.30                   |
| Pithoragarh           | 2              | 100                                | 0.005               | 0.50                   |
| Rudraprayag           | 1              | 30                                 | 0.005               | 0.15                   |
| Tehri                 | 4              | 150                                | 0.005               | 0.75                   |
| U.S. Nagar            | 15             | 775                                | 0.005               | 3.88                   |
| Uttarkashi            | 5              | 150                                | 0.005               | 0.75                   |
| <b>Total</b>          | <b>135</b>     | <b>4811</b>                        | <b>0.005</b>        | <b>24.06</b>           |

## Equity Interventions

### Self defence Training for girls

Generally, girl students have to pass through the isolated and jungle ridden terrain in hilly and rural areas to reach the school. Many of the girl students feel insecure while passing through the above mention terrain. Moreover the case of assault on female children is increasing day by day. So it is important to inculcate confidence in the girl students in this regard. By providing self defence training to girls we can inculcate the sense of confidence and equip them with self defence skills.

The main objective of this self defence training is as under:-

### Objectives

- Inculcating self respect and self confidence.
- Overcome fear.
- Mentally as well as physically strong.
- Basic defence skills.

A 119 no. of schools encompassing 3680 number of girls will be covered for this self defence training. The training will include martial arts like karate and judo. This will also include yoga exercises. The schools are selected on the basis of the availability of experts in the vicinity of the schools. The training activity will be conducted before or after the normal school time. The duration of the training programme would be of 45 days. An amount of Rs. 47.60 lakhs would be needed for this activity.

**Table 6.59 Self defence Training for girls**

| <b>S.No.</b> | <b>Name of the districts</b> | <b>No. of Schools</b> | <b>No. of Girls</b> | <b>Unit cost (Rs. in lakhs)</b> | <b>Total Cost (Rs. in lakhs)</b> |
|--------------|------------------------------|-----------------------|---------------------|---------------------------------|----------------------------------|
| 1            | Almora                       | 11                    | 550                 | 0.4                             | 4.40                             |
| 2            | Bageshwar                    | 6                     | 180                 | 0.4                             | 2.40                             |
| 3            | Chamoli                      | 10                    | 300                 | 0.4                             | 4.00                             |
| 4            | Champawat                    | 1                     | 40                  | 0.4                             | 0.40                             |
| 5            | Dehradun                     | 16                    | 330                 | 0.4                             | 6.40                             |
| 6            | Haridwar                     | 11                    | 330                 | 0.4                             | 4.40                             |
| 7            | Nainital                     | 3                     | 120                 | 0.4                             | 1.20                             |
| 8            | Pauri                        | 10                    | 400                 | 0.4                             | 4.00                             |
| 9            | Pithoragarh                  | 10                    | 200                 | 0.4                             | 4.00                             |
| 10           | Rudraprayag                  | 3                     | 90                  | 0.4                             | 1.20                             |
| 11           | Tehri                        | 18                    | 540                 | 0.4                             | 7.20                             |
| 12           | U.S. Nagar                   | 14                    | 420                 | 0.4                             | 5.60                             |
| 13           | Uttarkashi                   | 6                     | 180                 | 0.4                             | 2.40                             |
| <b>Total</b> |                              | <b>119</b>            | <b>3680</b>         | 0.4                             | <b>47.60</b>                     |

**Table 6.60 Proposed Unit Cost will used in following head**

| <b>S.No.</b> | <b>Activity</b>      | <b>Unit</b> | <b>Unit Cost</b> | <b>Total Amount</b> |
|--------------|----------------------|-------------|------------------|---------------------|
| 1            | Honorarium           | 1           | 8000             | 8000                |
| 2            | Uniform for Students | 30          | 550              | 16500               |
| 3            | Refreshment          | 45 X 30     | 10               | 13500               |
| 4            | Contingency          |             |                  | 2000                |
| <b>Total</b> |                      |             |                  | <b>40000</b>        |

## Other activities for quality improvements

### Promotion of Art and Craft

#### Status

The activity related to promotion of Art and Craft have been carried out in all the 227 sanctioned school in the State. The districts had identified these activities for their schools. These activities related to candle making, candle craft, painting, sewing and embroidery, doll making, wood craft, ringaal work (local craft), folk songs, folk dance, woolen works, local herbs, mat knitting etc. The schools have identified the local experts for these crafts. The activities and the name of the concerned local experts is being ratified by the SMDC. The directions were given to the districts to engage these local experts for a maximum of 45 days. These activities were organized after the half yearly examination and the care was taken that the normal study schedule of the school is not disturbed. The schools are directed to maintain a record of all these activities. The monitoring is being done by the BEOs and the DRPs. Out of the sanction of unit cost Rs. 20000, Rs. 10000 was earmarked for remuneration for the experts, Rs. 7000 was earmarked for raw material and tools and Rs. 3000 was assigned to the contingent expenditure.

**Table 6.61 Progress of Promotion of Art & Craft 2011-12**

| S.No.        | Name of the district | Sanctioned     |                    |                         | Utilized                  |                    |                         |
|--------------|----------------------|----------------|--------------------|-------------------------|---------------------------|--------------------|-------------------------|
|              |                      | No. of Schools | Unit cost in lakhs | Total Amount (in lakhs) | Physical (No. of Schools) | Unit cost in lakhs | Total Amount (in lakhs) |
| 1            | Almora               | 23             | 0.20               | 4.6                     | 23                        | 0.20               | 4.6                     |
| 2            | Bageshwar            | 6              | 0.20               | 1.2                     | 6                         | 0.20               | 1.2                     |
| 3            | Chamoli              | 15             | 0.20               | 3.00                    | 15                        | 0.20               | 3.00                    |
| 4            | Champawat            | 8              | 0.20               | 1.6                     | 8                         | 0.20               | 1.6                     |
| 5            | Dehradun             | 23             | 0.20               | 4.6                     | 23                        | 0.20               | 4.6                     |
| 6            | Haridwar             | 57             | 0.20               | 11.6                    | 57                        | 0.20               | 11.4                    |
| 7            | Nainital             | 16             | 0.20               | 3.2                     | 16                        | 0.20               | 3.2                     |
| 8            | Pauri                | 15             | 0.20               | 3.00                    | 15                        | 0.20               | 2.98                    |
| 9            | Pithoragarh          | 16             | 0.20               | 3.2                     | 16                        | 0.20               | 3.2                     |
| 10           | Rudraprayag          | 6              | 0.20               | 1.2                     | 6                         | 0.20               | 1.2                     |
| 11           | Tehri                | 9              | 0.20               | 1.8                     | 9                         | 0.20               | 1.8                     |
| 12           | U.S. Nagar           | 21             | 0.20               | 4.2                     | 21                        | 0.20               | 4.2                     |
| 13           | Uttarkashi           | 12             | 0.20               | 2.4                     | 12                        | 0.20               | 2.4                     |
| <b>Total</b> |                      | <b>227</b>     | <b>0.20</b>        | <b>45.4</b>             | <b>227</b>                | <b>0.20</b>        | <b>45.38</b>            |

## Proposal for promotion of Art and Craft

The organization of promotion of art and craft activities is proposed on the same lines as was done in the previous year. More than 50 more schools would be included in this list as per the requirement generated at the District level.

### Financial Requirement

A total amount of **Rs. 43.40 Lakh** would be required for 217 number of Govt. School in the year 2013-14.

**Table 6.62 Proposal for promotion of Art and Craft 2013-14**

| S.No.        | Name of the district | No. of Govt. School | Unit cost (in lakhs) | Total cost (in lakhs) |
|--------------|----------------------|---------------------|----------------------|-----------------------|
| 1            | Almora               | 30                  | 0.2                  | 6.00                  |
| 2            | Bageshwar            | 12                  | 0.2                  | 2.40                  |
| 3            | Chamoli              | 15                  | 0.2                  | 3.00                  |
| 4            | Champawat            | 12                  | 0.2                  | 2.40                  |
| 5            | Dehradun             | 18                  | 0.2                  | 3.60                  |
| 6            | Haridwar             | 12                  | 0.2                  | 2.40                  |
| 7            | Nainital             | 16                  | 0.2                  | 3.20                  |
| 8            | Pauri                | 30                  | 0.2                  | 6.00                  |
| 9            | Pithoragarh          | 24                  | 0.2                  | 4.80                  |
| 10           | Rudraprayag          | 6                   | 0.2                  | 1.20                  |
| 11           | Tehri                | 9                   | 0.2                  | 1.80                  |
| 12           | U.S. Nagar           | 21                  | 0.2                  | 4.20                  |
| 13           | Uttarkashi           | 12                  | 0.2                  | 2.40                  |
| <b>Total</b> |                      | <b>217</b>          | <b>0.2</b>           | <b>43.40</b>          |

### Identification of Learning Gaps and Enhancement of Learning Level at secondary stage (ILG&ELL)

State govt. adopt CBSE syllabus and text book from 2006-07 at secondary level. There is major gap in teaching learning process and paradigm shift. State GOI implement RTE at elementary level so no detention policy adoptable according RTE Act although state govt. implement CCE at elementary level but there is a numbers of student in class IXth who have not basic competencies so these students not adjusted at secondary syllabus ultimately there is a unknown tear grown up in students. So there is a need to identify their learning gap and their expected entry level

competencies. An appropriate G.O No. 526/XXIV-3/02(43)2013 dated 23 march 2013 has been issued by state govt. in this regard.

The key themes in this programme are to identify the subject wise learning gap. A workshop of subject experts will be organized at state level. In the first phase learning gap identification will be take up in four subjects such as Maths, Science, Hindi & English. On the basis of development and printing of tool for learning gap, MTs training will be organize at state level. Teachers training will be carried out at DIET for district level. Subject wise learning gap identification exercise will be done at school level. It is expected that there will be different level of learning gap occurs so to category of such students will be classified first are there who have common learning gap. Remedial Teaching will be given these students by subject teachers in two months second category will be these who have specific gaps the remediation of these student will continuously. The programme will be according the follow time frame.

| <b>S. No.</b> | <b>Activity</b>  | <b>Vanue</b>    | <b>Tentative Time</b>                           | <b>Responsibility</b>  |
|---------------|--|-----------------|---|--|
| 1             | RG workshop and identification and Learning level        | SIEMAT Dehradun | April II <sup>nd</sup> Weeks                    | <ul style="list-style-type: none"> <li>• A.D. SIEMAT</li> <li>• SPO RMSA</li> </ul>  |
| 2             | KRP training and development and teacher training module | SIEMAT Dehradun | April III <sup>rd</sup> Week                    | <ul style="list-style-type: none"> <li>• A.D. SIEMAT</li> <li>• SPO RMSA</li> </ul>  |
| 3             | Printing and Module and MT training                      | SIEMAT Dehradun | April IV <sup>th</sup> Week                     | <ul style="list-style-type: none"> <li>• A.D. SIEMAT</li> <li>• SPO RMSA</li> </ul>  |
| 4             | Competency based question paper and printing             | SIEMAT Dehradun | May I <sup>st</sup> week                        | <ul style="list-style-type: none"> <li>• A.D. SIEMAT</li> <li>• SPO RMSA</li> </ul>  |
| 5             | Teacher Training   | DIET            | May II <sup>nd</sup> and III <sup>rd</sup> Week | <ul style="list-style-type: none"> <li>• SCERT</li> <li>• SIEMAT</li> <li>• BEO</li> <li>• DIET</li> <li>• SPO RMSA</li> </ul> |
| 6             | Learning gap Assessment                                  | School Level    | July I <sup>st</sup> Week                       | <ul style="list-style-type: none"> <li>• BEO</li> <li>• Principal</li> <li>• Subject Teachers</li> </ul>                       |
| 7             | Remedial Teaching for common Gap                         | School Level    | July II <sup>nd</sup> Week                      | <ul style="list-style-type: none"> <li>• BEO</li> <li>• Principal</li> <li>• Subject Teacher</li> </ul>                        |
| 8             | Evaluation after Remediation                             | School Level    | August I <sup>st</sup> Week                     | <ul style="list-style-type: none"> <li>• Principal</li> <li>• Subject Teacher</li> </ul>                                       |
| 9             | Remedial Teaching for specific gap                       | School Level    | Continues                                       | <ul style="list-style-type: none"> <li>• Principal</li> <li>• Subject Teacher</li> </ul>                                       |

## Monitoring

| S. No. | Programme                                     | Monitoring   |
|--------|---|--|
| 1      | Resource Group Workshop                       | <ul style="list-style-type: none"> <li>• SPD RMSA</li> <li>• A.D. SIEMAT</li> <li>• AD SCERT</li> </ul>  |
| 2      | Training Module Development Workshop          | <ul style="list-style-type: none"> <li>• SPD RMSA</li> <li>• AD SIEMAT</li> <li>• DD SIEMAT</li> <li>• JSPD RMSA</li> </ul>                              |
| 3      | MT Training                                   | <ul style="list-style-type: none"> <li>• SPD RMSA</li> <li>• DD SEIMAT</li> <li>• AD SECERT</li> <li>• Principal DIET</li> <li>• DPO Personal</li> </ul> |
| 4      | Teacher Training                              | <ul style="list-style-type: none"> <li>• SIEMAT</li> <li>• DIET Principal</li> <li>• SPD</li> <li>• SCERT Personal</li> <li>• APF</li> </ul>             |
| 5      | Evaluation and identification of Learning Gap | <ul style="list-style-type: none"> <li>• DIET Personal</li> <li>• DPO</li> <li>• BEO</li> <li>• APF</li> </ul>   |
| 6      | Remedial Teaching                             | <ul style="list-style-type: none"> <li>• Principal</li> <li>• BEO</li> </ul>   |
| 7      | Last Evaluation                               | <ul style="list-style-type: none"> <li>• DIET</li> <li>• BEO</li> </ul>  |

## Financial Requirement

A total amount of **Rs. 522.89 Lakh** would be required for 104577 number of student who are studying in VIIIth class and enrolled in IX class in the year 2013-14.

**Table 6.63 Identification of Learning Gaps and Enhancement of Learning Level at secondary stage (ILG&ELL)**

| S.No.        | Name of the district | Physical Govt. School | Unit cost (in lakhs) | Total cost (in lakhs) |
|--------------|----------------------|-----------------------|----------------------|-----------------------|
| 1            | Almora               | 10993                 | 0.005                | 54.97                 |
| 2            | Bageshwar            | 3480                  | 0.005                | 17.40                 |
| 3            | Chamoli              | 8795                  | 0.005                | 43.98                 |
| 4            | Champawat            | 4159                  | 0.005                | 20.80                 |
| 5            | Dehradun             | 8847                  | 0.005                | 44.24                 |
| 6            | Haridwar             | 4260                  | 0.005                | 21.30                 |
| 7            | Nainital             | 9440                  | 0.005                | 47.20                 |
| 8            | Pauri                | 8616                  | 0.005                | 43.08                 |
| 9            | Pithoragarh          | 7468                  | 0.005                | 37.34                 |
| 10           | Rudraprayag          | 3969                  | 0.005                | 19.85                 |
| 11           | Tehri                | 14561                 | 0.005                | 72.81                 |
| 12           | U.S. Nagar           | 14664                 | 0.005                | 73.32                 |
| 13           | Uttarkashi           | 5325                  | 0.005                | 26.63                 |
| <b>Total</b> |                      | <b>104577</b>         | 0.005                | <b>522.89</b>         |

**Table 6.64 Proposed Budget Used in following Activities**

| <b>S.No.</b> | <b>Proposed Activity</b>                            | <b>No. of Unit</b> | <b>Unit Cost (In Rs.)</b> | <b>Total Cost (In Rs.)</b> |
|--------------|---|--------------------|---------------------------|----------------------------|
| 1            | Printing of Assessment Tools                        | 104577             | 30.00                     | 3137310                    |
| 2            | Development and Printing of Teacher Training Module | 8500               | 50.00                     | 425000                     |
| 3            | Training of MTs                                     | 208                | 300.00                    | 62400                      |
| 4            | Training of Teachers                                | 8320               | 400.00                    | 3328000                    |
| 5            | Feedback workshop (two)                             | 8320               | 400.00                    | 6656000                    |
| 6            | Printing of Teacher Diary and Student Profile       | 8500               | 100.00                    | 850000                     |
| 7            | Remedial Teaching                                   | 104577             | 150.00                    | 15686550                   |
| 8            | Evaluation of Students                              | 104577             | 30.00                     | 3137310                    |
|              | <b>Total</b>  | <b>347579</b>      |                           | <b>33282570</b>            |

### **Research at district level**

Research is an important initiative to find the gaps in the implementation of RMSA in the State. It will also help to find out suitable strategies to improve RMSA functioning. District specific research is proposed in this plan. The district will select the final themes for these researches. Majority of the district have proposed to carry out research/survey pertaining to the status of out of school children at the secondary level. This research activity will be conducted in convergence with the DIETs and the department of higher education of Uttarakhand. An amount of Rs. 13.00 lakh would be expenditure with MMER.

### **Gender Oriented Programme**

#### **1-Room to Read**

It is realized that many of barriers to girls secondary education cannot overcome through financial support alone. There has been a focus an increasing parent's and families awareness of the value of their daughters to school this type of barriers mostly paced in minority dominated area and educationally backward area. There is a need of expert agency organization who works with RMSA as a partner. SPO has decided to involve such an agency. Room to Read India is working in elementary level with SSA. On the performance of RtT is selected for this. A MOU between RMSA & RtT has



been signed in January 2012. RtT works on two school on pilot basis in minority dominated area in district Haridwar. After evaluation of performance it will be expended other schools in future.

The following activities will be conduct by RtT is selected schools;-

- 1- Life Skills Education.
- 2- Mentoring.
- 3- Academic Support.
- 4- Mechanical Support.
- 5- Gender-Responsive Teaching.
- 6- Stakeholder Engagement.

RMSA provide only school campus, time, furniture and TA/DA of participant other resource human as well as material will provide by RtT.

### **Proposed Activity**

| <b>Skills</b>                       | <b>Rationale</b>   |
|-------------------------------------|--|
| Self-Awareness & Empathy            | It is very important that children and young adults are aware of their strengths and receive positive feedback from others. It is important for them to realize that having high self esteem will allow them to be hapy and live to their full potential and protect it from every danger (physical or moral) and from any physical abuse. Self awareness is one of the most important life skills since it influences all the other life skills. It is therefore essential that adolescents learns this skill as early as possible.<br>Empathy is another skill set that is critical for the adolescents to learn and work in conjunction with other skills. Being empathetic towards their family members, peers, etc is important to learn during this age. |
| Communication & Interpersonal skill | Good communication leads to trust, respect and harmony in relationships. Culturally children are expected to be courterous and respectful in their communication with older people. Girls are expected to be passive rather than assertive. Good communication skills safeguard adolescent against many potential situation and people that can be risky and dangerous for their physical, social and mental health. That is why effective communication is a skill that needs to be learnt by all.  |

|                                       |   |  |
|---------------------------------------|---|--|
|                                       |   | <p>Building a positive relationship forms a part of developing better interpersonal skills. During adolescence, due to the multiple factors impinging on the adolescents, there are bound to be conflicts or disagreements between them and their family members. Given this situation, it is important to create a congenial and healthy family atmosphere so that all the members can live with each other in a harmonious way and support each other in times of needs. Developing such relationships with the peers and combating negative peer pressure also forms a part of this skill set</p>   |
| Decision-Making & Problem-Solving     | & | <p>Life skills pertaining to problem solving and decision making are both higher order skills and difficult to exercise even for adults. These two life skills often operate together and are often accompanied by other mentioned life skills. There are many problems that adolescents face at home, at school and with peers. Problem solving therefore becomes a collective effort, as there are many players in the given problem situation. Problems, on the other hand, may emerge from complex socio-economic and cultural factors that influence and impinge upon the overall growth and development of the adolescents. It is imperative that adolescents be taught problem solving and decision making skills at an early stage itself.</p> |
| Critical Thinking & Creative Thinking |   | <p>These two skills are highly interlinked to all the other skills. It is imperative to note that adolescents at any given situation first need to critically and creatively analyze and evaluate the condition and then take effective decision which will be beneficial for his/her life.</p>  |
| Coping with emotions and stress       |   | <p>Some of the common stresses for adolescents are found to be onset of menarche, rapid changes in physical characteristics, changing view of people about them, death of parent, siblings or friend, failure in exams, ill health etc. There can be innumerable such situations ranging from trivial to serious ones. None of the above mentioned situations are under our control. Adolescents, especially as they are going through a transitional phase, need to learn to cope with emotions and handle them effectively.</p>  |

**Table 6.65 Room to Read Budget proposed in 2013-14**

| Activities   | Unit Cost  | Budget                               |
|--|--|--------------------------------------|
| Life Skill Sessions (12 – 14 sessions in year -2 hours each) | Rs. 20 per girl per sessions   | As per No of girls and No of schools |
| Development camp (Residential for 04 days)                   | 1000   | As per No. of girls                  |
| Printing of LSE manual                                       | 30000-40000/- thousand but this cost will depend on the length and quantity of the budget. | As per No of copies                  |
| Science Fair/Science day                                     |  | 10000 per school                     |

## **2-Educate Girls Globally**

Educate Girls Globally is working with SSA at elementary level in Uttarakhand. The EGG has well known with the geography and demography of Uttarakhand. EGG performance in SSA is very good. So state has decided that EGG will work with secondary education a MOU signed with EGG January 2012. EGG will work to promote girls education, health and hygiene community participation, skill development, life skill, adolescent which is not possible in regular education system specially in the area of minority, EBB, SC,ST and dominated area. EGG will work directly with beneficiary and stakeholder and side by side to build up capacity of teacher and educational administrator for sustainably of programme.

30 School of district U.S. Nager and 20 school of district Tehri will be taken up on pilot basis. The selection of school based on educationally backward, Ignorance of girls education and the priority of education by community is lower. The programme will experience on the basis of performance. The activity of EGG will be conducted as follows:-

### **PROPOSED ACTIVITIES:**

| <b>OBJECTIVE</b>   | <b>ACTIVITIES</b>   |
|--|---|
| <b>Enhance the Effectiveness of School Development &amp; Management Committee (SDMC)</b> | <b><i>School Information Campaign (SIC)</i></b><br>Relevant data will be collected from each participating school and villages served. This data will serve as a basis for understanding the local socio-economic and cultural conditions of the community and will be shared with the community while conducting village level community meetings called Gram Shiksha Sabha (GSS). |

|   |  |
|---|--|
| <p>Number of SMDC to be trained: <b>50</b></p> <p>Number of villages to be covered under community mobilization: <b>250</b></p> <p>Number of teachers to be trained as Master Trainer: <b>100</b></p>                   | <p><b><u>Gram Shiksha Sabha (community sensitization &amp; mobilization meetings)</u></b><br/>Information gathered through SIC is shared with the local communities, parents and SMDC members in the served villages to create enabling environment for girls' education and mobilize them to enhance enrollment, retention &amp; transition of girls'.</p> <p><b><u>Master Trainer training</u></b><br/>100 school teachers will be trained as Master Trainer resource persons for conducting future trainings for SMDCs</p> <p><b><u>SMDC Capacity Building</u></b><br/>SDMC's are trained in formulation of action plans for school development, resource mobilization, financial management &amp; proper utilization of resources/funds, completion of action plans, monitoring &amp; evaluation. EGG has developed its own training module for conducting SMDC trainings.</p>   |
| <p><b>Life Skills Training to Girls'</b></p> <p>Number of teachers to be trained as Master Trainer for conducting future Life Skills workshops: 100</p> <p>Number of girls to be given life skills training: 10,000</p> | <p><b><u>Life Skills Training</u></b><br/>This training module is based on the ten life skills identified by WHO, UNICEF &amp; UNESCO. Training is conducted in a manner that facilitates life long learning and reinforces itself through peer group sensitization.</p> <p><b><u>Girls' Parliament</u></b><br/>Girls' parliament is EGG's tested strategy for empowering and helping young girls' address their personal issues &amp; develop their leadership potential through a focus on insight-oriented experiences. Girls' Parliament (girls' parliament builds positive peer pressure which is inspiring, makes them more confident and can lead them to make right choices in life.<br/>Girls' parliament has the freedom to plan the activities, however some of the activities that can influence their lives for a better future are suggested as under:<br/>-Career counseling<br/>-Legal education &amp; women's rights<br/>-Local Self Governance system &amp; role of women<br/>-Business education: Banking procedures, income tax filings, information about government departments that assist women in socio-economic empowerment etc.</p> |
| <p><b>Introducing Creative Learning Techniques in classrooms</b></p>  | <p><b><u>Technology in classroom</u></b><br/>EGG will introduce technology in classroom teaching and learning process. Teachers will be trained in the use of technology.<br/>Number of schools where technology lab will be created will be decided later based on the basic facilities available in schools</p>  |

## Budget Estimate

This is estimated budget for one year. EGG expects that RMSA will share the project expenses as per the description in the table below:-

**Table 6.66 Educate Girls Globally proposed Budget in 2013-14**

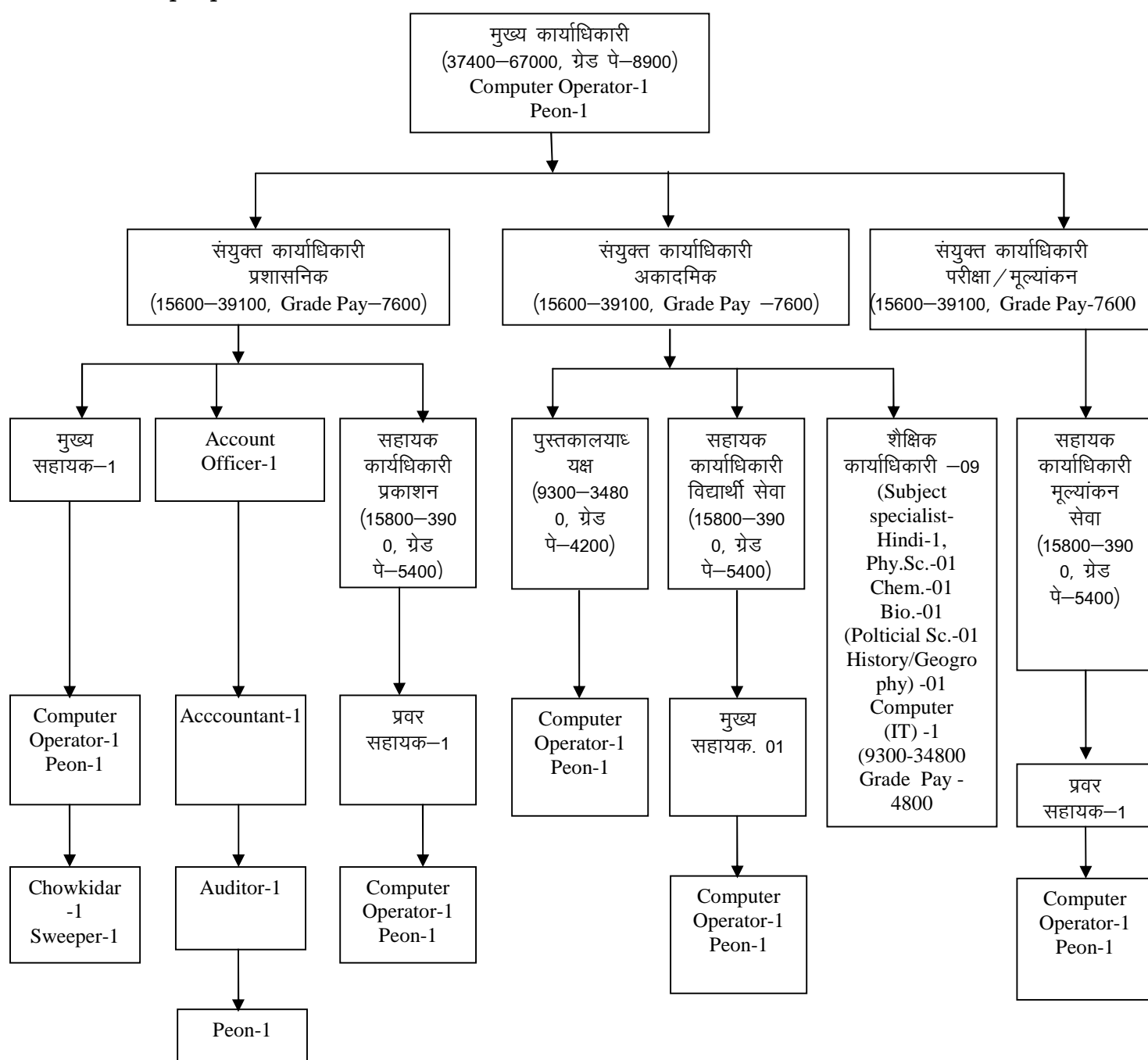
| <b>S.No.</b> | <b>Description</b>  | <b>EGG contribution</b> | <b>RMSA contribution</b> |
|--------------|---|-------------------------|--------------------------|
| 1            | Development of training material (health education)   | 100000.00               | 200000.00                |
| 2            | Developing & conducting 50 school surveys & data processing (School Information Campaign) @ 200 per school                                      | 5000.00                 | 5000.00                  |
| 3 i          | Program development:<br>EGG staff training @ 4000 per person per day X 02 person  | 8000.00                 | 0.0                      |
| 3 ii         | Training of Master trainers @ 4000 per person X 05 trainees and 01 training expert (included material, food, stationary, etc.)                  | 30000.00                | 30000.00                 |
| 4            | Training selected girls in 20 schools @ 500 per girls per training X 100 girls  |                         | 100000.00                |
| 5            | Community meetings @ 100 per meeting X 50 meetings per month X 05 month   | 12500.00                | 12500.00                 |
| 6            | Development & conducting pre-test and post-test surveys in 50 schools @ 200 per school X 02 surveys   | 10000.00                | 10000.00                 |
| 7            | Local travel and communication  | 100000.00               | 50000.00                 |
| 8            | EGG US staff travel between US and project country & logistics for 01 trip  | 110000.00               | 0.0                      |
| 9            | Program monitoring & evaluation by EGG staff and RMSA   | 108000.00               | 108000.00                |
| 10           | Data processing, interpretation, final report writing   | 55000.00                | 55000.00                 |
| 11           | EGG project staff compensation:<br>(i) Project Officer @US\$350 per month X 12 months<br>(ii) Project Coordinator US\$300 per month X 12 months | 422000.00               | 0.0                      |
| 12           | <b>Sub Total</b>  | <b>960500</b>           | <b>570500</b>            |
| 13           | <b>Overhead (10% of subtotal)</b>   | <b>96050</b>            | <b>57050</b>             |
| 14           | <b>Grand Total</b>  | <b>1056550</b>          | <b>627550</b>            |

## Proposal of State Open School

Uttarakhand have scattered population it is difficult to access secondary education at every village. Due to scattered population and accessibility of secondary education it is difficult to manage the dropout rate and achievement 100 percent retention. Thus to achieve univerlization of Secondary Education it is necessary to established of SOS for the state. RTE is implemented at elementary level so there are a hues number of students who will enroll at secondary level in future.

State has considered State Open School in society mode. SOS will establish in Dehradun it will be registered independent board. The total population of 0-6 age group is 14 lakh, 6-11 age groups are 12 lakh and 11-14 age groups is 07 lakh. The total enrollment in secondary and Higher Secondary school is 6.02 lakh. It is expected as a total of 26622 private student of class 10<sup>th</sup> and 12<sup>th</sup> will enrolled in 2013-14 and approximately 30,000 students enrolled in NIOS centre.

The proposed structured for SOS is follows:-



A Total number of private student in class Xth enrolled in 2012-13 in Uttarakhand Board are follows:-

**Table 6.67 Proposal of State Open School**

| S.No.        | Name of the district | Proposal District centre 2013-14 | Private student | Unit cost    | Total budget  |
|--------------|----------------------|----------------------------------|-----------------|--------------|---------------|
| 1            | Almora               | 1                                | 1546            | 10.00        | 10.00         |
| 2            | Bageshwar            | 1                                | 435             | 10.00        | 10.00         |
| 3            | Chamoli              | 1                                | 759             | 10.00        | 10.00         |
| 4            | Champawat            | 1                                | 350             | 10.00        | 10.00         |
| 5            | Dehradun             | 1                                | 1200            | 10.00        | 10.00         |
| 6            | Haridwar             | 1                                | 1784            | 10.00        | 10.00         |
| 7            | Nainital             | 1                                | 1559            | 10.00        | 10.00         |
| 8            | Pauri                | 1                                | 941             | 10.00        | 10.00         |
| 9            | Pithoragarh          | 1                                | 575             | 10.00        | 10.00         |
| 10           | Rudraprayag          | 1                                | 234             | 10.00        | 10.00         |
| 11           | Tehri                | 1                                | 1357            | 10.00        | 10.00         |
| 12           | U.S. Nagar           | 1                                | 1990            | 10.00        | 10.00         |
| 13           | Uttarkashi           | 1                                | 240             | 10.00        | 10.00         |
| <b>Total</b> |                      | <b>13</b>                        | <b>12970</b>    | <b>10.00</b> | <b>130.00</b> |

Due to difficult geographical condition district centers of SOS are proposed. In the first phase SOS will be run with the co-ordination of NIOS so development of self instructively material, proposal contact sessions, capacity building programme, advocacy programme etc. will be develop with the help of NIOS.

The following activities according the framework of SOS are proposed at district-

**Table 6.68 Proposed of State Open School**

| S.No. | Activity                                | Unit | Unit Cost (In lakh) | Total Cost (In lakh) |
|-------|---|------|---------------------|----------------------|
| 1     | Establishment of office of SOS          | 1    | 50.00               | 50.00                |
| 2     | Establishment of District Centre        | 13   | 10.00               | 130.00               |
| 3     | Activities Covering Special Focus Group | 13   | 5.00                | 65.00                |
| 4     | Advocacy Programme                      | 1    | 25.00               | 25.00                |

|              |   |                     |         |                |
|--------------|---|---------------------|---------|----------------|
| 5            | Identification of OOSC                                | 1                   | 25.00   | 25.00          |
| 6            | Development of self instruction print materials       | 10 Subject          | 3.00    | 30.00          |
| 7            | Print Materials Production of Audio & Video Programme | 10 Subject          | 2.00    | 20.00          |
| 8            | Printing SIM  | 10 X 27000 = 270000 | 0.003   | 810.00         |
| 9            | Training of Teachers/Tutors                           | 10 X 13 = 130       | 0.009   | 1.17           |
| 10           | Training of KRP                                       | 10 X 2 = 20         | 0.009   | 0.18           |
| 11           | Conduction of Examination                             | 2 X 27000 = 54000   | 0.00750 | 405.00         |
| <b>Total</b> |   |                     |         | <b>1561.35</b> |

The activity conducted at district centre be follow:-

| <b>S.No.</b> | <b>Student related activity</b>        | <b>Unit</b> | <b>Unit Cost (In lakh)</b> | <b>Total Cost (In lakh)</b> |
|--------------|--|-------------|----------------------------|-----------------------------|
| 1            | Audio and Video instruction input      | 2700        | 0.0005                     | 13.5                        |
| 2            | Personal Contact session               | 1350        | 0.006                      | 8.10                        |
| 3            | Internet based learning support        | 2700        | 0.0002                     | 5.40                        |
| 4            | Maintenance and Grant for study centre | 130         | 0.1                        | 13.00                       |
| <b>Total</b> |  |             |                            | <b>40.00</b>                |



## Chapter V

### Alternative Development Scenario and Plan Targets for the Expansion of Secondary Education in Uttarakhand

Given the status of secondary education in Uttarakhand as on 30<sup>th</sup> September 2009, an attempt is made to explore the future prospects of secondary education in the state while taking up the national goal of universalisation of secondary education by 2020 at the state level. Herein the target indicator by which the prospects explored is the gross enrolment ratio (GER) in secondary classes in the state over the years in future.

#### Projection Models

The state of Uttarakhand has three alternative possibilities for the projections of enrolment in secondary classes in the state. One way of exploring future prospects of growth in enrolment is its past growth. Based on which one can project the future enrolment in secondary classes in the state over the years. This exercise applies the rate of growth in the past as it is. It assumes that the enrolment in secondary classes in the state will grow by this rate in future.

**Table 5.1 Year wise growth in enrolment in secondary  
and higher secondary level**

| Annual Growth Rate in Enrolment and Projected Enrolment |               |               |               |               |               |               |               |               |               |               |               |               |               |               |               |               |               |               |
|---|---------------|---------------|---------------|---------------|---------------|---------------|---------------|---------------|---------------|---------------|---------------|---------------|---------------|---------------|---------------|---------------|---------------|---------------|
| Class   | 2008-09       |               |               | 2009-10       |               |               | 2010-11       |               |               | 2011-12       |               |               | 2012-13       |               |               | 2016-17       |               |               |
|   | Boys          | Girls         | Total         | Boys          | Girls         | Total         | Boys          | Girls         | Total         | Boys          | Girls         | Total         | Boys          | Girls         | Total         | Boys          | Girls         | Total         |
| <b>IX</b>   | 89517         | 74137         | 163654        | 91061         | 75632         | 166693        | 98149         | 85968         | 184117        | 100780        | 87834         | 188614        | 99851         | 92601         | 192452        | 98137         | 91339         | 189052        |
| <b>X</b>  | 88418         | 74420         | 162838        | 90625         | 79050         | 169675        | 97549         | 83217         | 180766        | 101907        | 90927         | 192834        | 101599        | 95069         | 196668        | 113353        | 121014        | 233224        |
| <b>Total</b>  | <b>177935</b> | <b>148557</b> | <b>326492</b> | <b>181686</b> | <b>154682</b> | <b>336368</b> | <b>195698</b> | <b>169185</b> | <b>364883</b> | <b>202687</b> | <b>178761</b> | <b>381448</b> | <b>201450</b> | <b>187670</b> | <b>389120</b> | <b>210577</b> | <b>210748</b> | <b>419996</b> |

| Growth Rate     | 2008-09 to 2009-10 |       |        | AAGR 2006-07 & 2009-10 |        |        | 2009-10 to 2010-11 |        |        | 2010-11 to 2011-12 |        |        | 2011-12 to 2012-13 |        |        |
|-----------------|--------------------|-------|--------|------------------------|--------|--------|--------------------|--------|--------|--------------------|--------|--------|--------------------|--------|--------|
|                 | GR IX              | 1.7   | 1.98   | 1.82                   | 1.26   | 3.2    | 2.12               | 7.78   | 13.67  | 10.45              | 2.68   | 2.17   | 2.44               | -0.9   | 5.4    |
| GR X            | 2.44               | 5.86  | 4.03   | 3.8                    | 7.36   | 5.45   | 7.64               | 5.27   | 6.54   | 4.47               | 9.26   | 6.68   | -0.3               | 4.6    | 2.0    |
| Total           | 2.06               | 3.96  | 2.94   | 2.49                   | 5.29   | 3.77   | 7.71               | 9.38   | 8.48   | 3.57               | 5.66   | 4.54   | -0.6               | 5.0    | 2.0    |
| XI              | 58018              | 51633 | 109651 | 62171                  | 51030  | 113201 | 70846              | 64369  | 135215 | 74901              | 66440  | 141341 | 76348              | 73284  | 149632 |
| XII             | 45999              | 41709 | 87708  | 56582                  | 51358  | 107940 | 71916              | 60013  | 131929 | 72000              | 67051  | 139051 | 72893              | 68997  | 141590 |
| Total           | 104017             | 93342 | 197359 | 118753                 | 102388 | 221141 | 142762             | 124382 | 267144 | 146901             | 133491 | 280392 | 149241             | 142281 | 291222 |
| Growth Rate     | 2008-09 to 2009-10 |       |        | AAGR 2006 to 2009      |        |        | 2009-10 to 2010-11 |        |        | 2010-11 to 2011-12 |        |        | 2011-12 to 2012-13 |        |        |
| Growth Rate XI  | 6.68               | -1.18 | 3.14   | 9.6                    | 9.83   | 9.78   | 13.95              | 26.14  | 19.45  | 5.72               | 3.22   | 4.53   | 1.93               | 10.30  | 5.87   |
| Growth Rate XII | 18.7               | 18.8  | 18.7   | 14.3                   | 16.2   | 15.2   | 27.1               | 16.85  | 22.22  | 0.12               | 11.73  | 5.40   | 1.24               | 2.90   | 1.83   |
| Total           | 12.4               | 8.84  | 10.8   | 12.4                   | 13.4   | 12.9   | 20.22              | 21.48  | 20.8   | 2.90               | 7.32   | 4.96   | 1.59               | 6.58   | 3.86   |

**Source: SEMIS 2010-11, DISE 2011-12 and U-DISE2012-13**

**Note:** AAGR- Annual Average Growth Rate calculated by Annually Growth and average of all three years growth rate.

Here we have five years SEMIS data for enrolment in secondary classes for Uttarakhand. The enrolment figures of the secondary classes in the state are 2.45 lakhs in 2006-07, 2.57 lakhs in 2007-08, 3.26 lakhs in 2008-09, 3.36 lakhs in 2009-10, 3.64 lakhs in 2010-11, 3.1 lakhs in year 2011-12 and 3.89 lakhs in the year 2012-13. It gives an annual rate of growth for enrolment in secondary classes in the state as 4.60 percent between 2006-07 and 2007-08, 21.27 percent between 2007-08 and 2008-09, 2.94 percent between 2008-09 and 2009-10, 8.48 percent between 2009-10 and 2010-11, 4.54% between 2010-11 and 2011-12 & 2.0% between 2011-12 and 2012-13. The average annual growth rate between 2008-09 to 2012-13 is 4.35%. It is interesting to

note that by gender groups, the rate of growth in enrolment of secondary classes is relatively higher for the girl children when compared to that of boys.

We have five years SEMIS data for enrolment in higher secondary classes for Uttarakhand. The enrolment figures of the higher secondary classes in the state are 1.42 lakhs in 2006-07, 1.44 lakhs in 2007-08, 1.97 lakhs in 2008-09, 2.21 lakhs in 2009-10, 2.67 lakhs in 2010-11, 2.81 lakhs in 2011-12 and 2.91 lakhs in year 2012-13. It gives an annual rate of growth for enrolment in higher secondary classes in the state as 0.69 percent between 2006-07 and 2007-08, 27.14 percent between 2007-08 and 2008-09, 10.75 percent between 2008-09 and 2009-10, 20 percent between 2009-10 and 2010-11, 4.96% between 2010-11 and 2011-12 & 3.86% between 2011-12 and 2013. The average annual growth rate between 2008-09 to 2012-13 is 10.66%. It is interesting to note that by gender groups, the rate of growth in enrolment of higher secondary classes is relatively higher for the girl children when compared to that of boys.

The second alternative is while following the national level norms of achieving the goal of universalisation of secondary education by 2020, the state may have to take-up the national level RMSA targets of reaching GER=75% by 2012 and GER=100% by 2017. GER for secondary level in year 2007-08 is 35.51% in year 2008-09 is 47.78% and in year 2009-10 is 52.48%. To comply with the national RMSA target by the GER indicator, the enrolment of secondary classes in the state has to grow at a rate 9 per cent per annum during the next two years i.e. 2007-12 and 6 percent per annum during 2012-17.

The third alternative future prospects can be based on its achievement in elementary education. The state of Uttarakhand has made a remarkable achievement in terms of enrolment in the elementary classes. The performance of the state with respect to the enrolment in elementary classes especially those who are reaching class VIII is crucial input for the secondary level. The following analysis presents the performance of Uttarakhand in terms of enrolment at elementary level.

**Table 5.2 Year wise Enrolment at elementary level**

| S. No. | Year    | Class I | Class II | Class III | Class IV | Class V | Class VI | Class VII | Class VIII | Total          |
|--------|---------|---------|----------|-----------|----------|---------|----------|-----------|------------|----------------|
| 1      | 2006-07 | 235477  | 203267   | 196478    | 183722   | 166632  | 155820   | 140255    | 131417     | <b>1413068</b> |
| 2      | 2007-08 | 237979  | 221030   | 214486    | 199090   | 166203  | 171237   | 158615    | 146524     | <b>1515164</b> |
| 3      | 2008-09 | 243016  | 218859   | 220915    | 206287   | 193639  | 185173   | 173694    | 164578     | <b>1606161</b> |
| 4      | 2009-10 | 239670  | 209556   | 207758    | 205317   | 194398  | 184776   | 177947    | 174267     | <b>1593689</b> |
| 5      | 2010-11 | 251154  | 218632   | 210065    | 204177   | 200232  | 191108   | 183626    | 178498     | <b>1638492</b> |
| 6      | 2011-12 | 247838  | 224192   | 214085    | 204672   | 200698  | 191859   | 191351    | 184223     | <b>1658918</b> |
| 7      | 2012-13 | 236341  | 222101   | 217849    | 207582   | 202209  | 192391   | 194437    | 195533     | <b>1668443</b> |

**Source: DISE and U-Dise**

In terms of the number of children enrolled in each class/grade at the elementary level in the State which is given in table 5.2 show an increasing trend up to 2010-11 in classes I, II, III, V, VI & VII all over the years. But from the year 2011-12 the enrollment start decreasing slightly. This may be due to the negative growth rate in the population age group.

The transition rate of the system is crucial for the expansion of Education. In Uttarakhand for enrolment in elementary classes and transition from elementary to secondary level is remarkable.

In Uttarakhand it is happening because of the interventions and initiatives under the scheme of Sarva Shiksha Abhiyan (SSA). Under the scheme, initiatives like PAHAL, Muskan, EGS Centers, Residential and non-Residential Bridge Courses (RBCs and NRBCs). These initiatives in fact streamline the dropouts and over-aged children enrolled in lower classes. The dropout children in the previous grade are pursued and get enrolled for a bridge course to streamline their enrolment in a class suitable to their age. Similarly, it is the case of over-aged children studying in lower classes below class suitable to their age. These initiatives also pursue the non-enrolled children, firstly to get them enrolled in RBCs/NRBCs and prepare them in the course period to get them enrolled in classes suitable to their age.

Moreover, it is also to be noted that the drop-outs and non-enrolled increases with the age. Under these initiatives the more number of higher

age groups children have to be pursued and got them enrolled in higher classes. May be because these initiatives the enrolment in higher classes is higher than normally expected in comparison with the enrolment in lower classes.

Given the facts, when we consider the remarkable performance of the state of Uttarakhand in terms of enrolment in elementary schooling, the future prospects of secondary education in the state is promising. If the state can make out a strategy to catch the as many as children of class VIII graduates and get them enrolled in secondary classes, the state's GER would be more than the national target in the short-run. It may be illustrated in the following paras.

Given the projections of enrolment in class VIII, we have used the transition rate for the projection of enrolment in class IX. A crude form of transition rate is used i.e. ratio of enrolment in class IX in the current year (2009-10) to the enrolment in class VIII in the previous year (2008-09).

The current transition rate between class VIII and class IX is 102.09 percent in Uttarakhand. The rate it is very high. This may be due to the large number of boarding schools located in Uttarakhand. Were large number of students all around of country comes for secondary education.

**Table 5.3 Promotion and Repetition Rate at Secondary Level**

| District     | Promotion Rate |       |       | Repetition Rate |       |       |
|--------------|----------------|-------|-------|-----------------|-------|-------|
|              | Boys           | Girls | Total | Boys            | Girls | Total |
| Almora       | 73.78          | 89.88 | 81.61 | 10.89           | 7.07  | 9.03  |
| Bageshwar    | 95.40          | 87.07 | 91.27 | 6.54            | 6.03  | 6.29  |
| Chamoli      | 83.79          | 89.33 | 86.37 | 9.01            | 5.49  | 7.37  |
| Champawat    | 78.97          | 79.94 | 79.42 | 8.96            | 5.26  | 7.24  |
| Dehradun     | 85.75          | 89.45 | 87.47 | 4.62            | 3.57  | 4.13  |
| Haridwar     | 69.17          | 88.50 | 77.64 | 3.89            | 4.47  | 1.46  |
| Nainital     | 79.07          | 82.42 | 80.64 | 6.90            | 4.86  | 5.94  |
| Pauri        | 86.71          | 90.07 | 88.32 | 6.21            | 4.77  | 5.52  |
| Pithoragarh  | 81.96          | 83.06 | 82.47 | 6.24            | 3.35  | 4.89  |
| Rudraprayag  | 87.29          | 88.55 | 87.89 | 11.01           | 5.66  | 8.47  |
| Tehri        | 78.11          | 80.50 | 79.31 | 8.48            | 6.64  | 7.55  |
| US Nagar     | 78.93          | 81.33 | 80.04 | 6.70            | 6.51  | 6.61  |
| Uttarkashi   | 84.54          | 90.28 | 87.21 | 7.10            | 6.31  | 6.73  |
| <b>Total</b> | 80.07          | 86.07 | 82.88 | 6.68            | 5.25  | 5.64  |

**Source: U-DISE 2012-13**

**Table 5.4 Drop Out Rate and Retention Rate at Secondary Level**

| District     | Drop Out Rate |       |       | Retention Rate |       |       |
|--------------|---------------|-------|-------|----------------|-------|-------|
|              | Boys          | Girls | Total | Boys           | Girls | Total |
| Almora       | 15.33         | 3.05  | 9.36  | 84.67          | 96.95 | 90.64 |
| Bageshwar    | -1.94         | 6.90  | 2.44  | 101.94         | 93.10 | 97.56 |
| Chamoli      | 7.20          | 5.18  | 6.26  | 92.80          | 94.82 | 93.74 |
| Champawat    | 12.07         | 14.80 | 13.34 | 87.93          | 85.20 | 86.66 |
| Dehradun     | 9.63          | 6.98  | 8.39  | 90.37          | 93.02 | 91.61 |
| Haridwar     | 26.94         | 7.03  | 20.90 | 73.06          | 92.97 | 79.10 |
| Nainital     | 14.03         | 12.72 | 13.41 | 85.97          | 87.28 | 86.59 |
| Pauri        | 7.07          | 5.16  | 6.16  | 92.93          | 94.84 | 93.84 |
| Pithoragarh  | 11.80         | 13.59 | 12.64 | 88.20          | 86.41 | 87.36 |
| Rudraprayag  | 1.70          | 5.79  | 3.64  | 98.30          | 94.21 | 96.36 |
| Tehri        | 13.40         | 12.86 | 13.13 | 86.60          | 87.14 | 86.87 |
| US Nagar     | 14.38         | 12.16 | 13.35 | 85.62          | 87.84 | 86.65 |
| Uttarkashi   | 8.35          | 3.40  | 6.05  | 91.65          | 96.60 | 93.95 |
| <b>Total</b> | 13.25         | 8.68  | 11.48 | 86.75          | 91.32 | 88.52 |

**Source: U-DISE 2012-13**

Similarly the promotion rate between secondary classes i.e. between class IX and X is expected to have a linear increasing trend. The current transition rate between class IX and class X i.e. ratio of enrolment in class IX and class X is 82.78% in Uttarakhand. Since it is already at a high level the rate it is expected to grow at the rate 2 per cent per annum during year 2009-10 to 2016-17. And the linear increasing trend in promotion rate is expected to have a corresponding linear decline in both repetition and dropout rate in secondary classes. After RMSA intervention the repeaters in Class IX and X will be decreased expected rate of 2% per annum and dropout rate also decreased to 1.5% per annum.

### **Projections of Enrolment in Secondary Classes**

We have three variants of models for the projections of enrolment in secondary classes where one (Variant I) is based on the past performance and the second (Variant II) is based on the RMSA norms. The third (Variant III) is based on the performance of the state in terms of the enrolment in elementary schooling especially that of enrolment in class

VIII, transition from elementary to secondary level. Repeaters and dropout children at secondary level.

### **Enrolment projection as per past trends**

**Table 5.5 Projected GER as per past trend secondary level**

| Year | Population |        |        | Enrolment |        |        | GER    |        |        |
|------|------------|--------|--------|-----------|--------|--------|--------|--------|--------|
|      | M          | F      | T      | M         | F      | T      | M      | F      | T      |
| 2006 | 234436     | 219559 | 453995 | 136220    | 109009 | 245229 | 58.11  | 49.65  | 54.02  |
| 2007 | 238938     | 223774 | 462712 | 140314    | 116734 | 257048 | 58.72  | 52.17  | 55.55  |
| 2008 | 243525     | 228071 | 471596 | 177935    | 148557 | 326492 | 73.07  | 65.14  | 69.23  |
| 2009 | 248201     | 232450 | 480651 | 181686    | 154682 | 336368 | 73.20  | 66.54  | 69.98  |
| 2010 | 252966     | 236913 | 489879 | 190852    | 159341 | 350193 | 75.45  | 67.26  | 71.49  |
| 2011 | 257823     | 241462 | 499285 | 204706    | 170908 | 375614 | 79.40  | 70.78  | 75.23  |
| 2012 | 262774     | 246098 | 508871 | 219566    | 183315 | 402881 | 83.56  | 74.49  | 79.17  |
| 2013 | 267819     | 250823 | 518642 | 235505    | 196622 | 432127 | 87.93  | 78.39  | 83.32  |
| 2014 | 272961     | 255639 | 528600 | 252601    | 210895 | 463496 | 92.54  | 82.50  | 87.68  |
| 2015 | 278202     | 260547 | 538749 | 270938    | 226205 | 497143 | 97.39  | 86.82  | 92.28  |
| 2016 | 283543     | 265549 | 549093 | 290606    | 242626 | 533232 | 102.49 | 91.37  | 97.11  |
| 2017 | 288987     | 270648 | 559635 | 311702    | 260238 | 571940 | 107.86 | 96.15  | 102.20 |
| 2018 | 294536     | 275844 | 570380 | 334329    | 279130 | 613459 | 113.51 | 101.19 | 107.55 |
| 2019 | 300191     | 281141 | 581332 | 358599    | 299392 | 657992 | 119.46 | 106.49 | 113.19 |
| 2020 | 305955     | 286538 | 592493 | 384631    | 321126 | 705757 | 125.71 | 112.07 | 119.12 |

The enrolment projection based on three variants past growth (Var-I) indicates the enrolment in the secondary classes will increase from the base 2.45 lakhs in 2006-07 to 4.02 lakhs in 2012, 5.33 lakhs in 2016 and further to 7.05 lakhs in 2020. There is a large gap between the projected size of enrolment and the school-age population and the gap is narrowed down by 2015. The State already achieved the GER 79% in 2010 and 102.20% in 2017 as past growth trend. Whereas the projection based on the RMSA norms indicated the State has no need to increase the enrolment for the targeted point of time 2012 and 2017.

### **Enrolment projection as per targeted GER**

By analyzing year wise growth in enrolment in elementary classes, transition rate from elementary level to secondary level and repetition and dropout rate at secondary level the expected growth in GER is 5% annually after 2009 which is targeted GER for next year.

**Table 5.6 Target GER**

| Year | Population |        |        | GER    |        |        | Enrolment |        |        |
|------|------------|--------|--------|--------|--------|--------|-----------|--------|--------|
|      | M          | F      | T      | M      | F      | T      | M         | F      | T      |
| 2006 | 234436     | 219559 | 453995 | 58.11  | 49.65  | 54.02  | 136220    | 109009 | 245229 |
| 2007 | 238938     | 223774 | 462712 | 58.72  | 52.17  | 55.55  | 140314    | 116734 | 257048 |
| 2008 | 243525     | 228071 | 471596 | 73.07  | 65.14  | 69.23  | 177935    | 148557 | 326492 |
| 2009 | 248201     | 232450 | 480651 | 73.20  | 66.54  | 69.98  | 181686    | 154682 | 336368 |
| 2010 | 252966     | 236913 | 489879 | 75.45  | 71.54  | 74.98  | 190852    | 169498 | 367320 |
| 2011 | 257823     | 241462 | 499285 | 79.40  | 76.54  | 79.98  | 204706    | 184825 | 399337 |
| 2012 | 262774     | 246098 | 508871 | 83.56  | 81.54  | 84.98  | 219566    | 200679 | 432448 |
| 2013 | 267819     | 250823 | 518642 | 87.93  | 86.54  | 89.98  | 235505    | 217073 | 466683 |
| 2014 | 272961     | 255639 | 528600 | 92.54  | 91.54  | 94.98  | 252601    | 234023 | 502074 |
| 2015 | 278202     | 260547 | 538749 | 97.39  | 96.54  | 99.98  | 270938    | 251543 | 538651 |
| 2016 | 283543     | 265549 | 549093 | 100.00 | 100.00 | 100.00 | 283543    | 265549 | 549093 |
| 2017 | 288987     | 270648 | 559635 | 100.00 | 100.00 | 100.00 | 288987    | 270648 | 559635 |
| 2018 | 294536     | 275844 | 570380 | 100.00 | 100.00 | 100.00 | 294536    | 275844 | 570380 |
| 2019 | 300191     | 281141 | 581332 | 100.00 | 100.00 | 100.00 | 300191    | 281141 | 581332 |
| 2020 | 305955     | 286538 | 592493 | 100.00 | 100.00 | 100.00 | 305955    | 286538 | 592493 |

As per targeted GER the projected enrolment in 2010 is 3.67 lakhs and 2012 is 4.32 lakhs and 2017 5.59 lakhs and in 2020 is 5.92 lakhs at secondary level in Uttarakhand. The GER is expected to increase by 5% annually for girls but for boys the GER will increase as per previous trend because there is no significant difference in transition, dropout and repetition of boys in last 3 years at elementary level. When target setting for GER at secondary level it is assumed that by 2016 State will achieved 100% GER and this will be maintained till 2020.

**Table 5.7 Year wise Additional Enrolment at secondary level**

| Year | Targeted Add. Enrolment |        |       |
|------|-------------------------|--------|-------|
|      | Male                    | Female | Total |
| 2009 | 4676                    | 4379   | 9055  |
| 2010 | 4765                    | 4463   | 9228  |
| 2011 | 4857                    | 4549   | 9406  |
| 2012 | 4951                    | 4636   | 9586  |
| 2013 | 5045                    | 4725   | 9771  |
| 2014 | 5142                    | 4816   | 9958  |
| 2015 | 5241                    | 4908   | 10149 |
| 2016 | 5341                    | 5002   | 10344 |
| 2017 | 5444                    | 5099   | 10542 |
| 2018 | 5549                    | 5196   | 10745 |
| 2019 | 5655                    | 5297   | 10952 |
| 2020 | 5764                    | 5397   | 11161 |

All the three variant projection models assume a positive growth in the enrolment of secondary classes in Uttarakhand but the rates of growth vary with the model. The annual rates of growth of enrolment in



secondary classes based on previous trend projection model vary from year to year all throughout the projection period. And the growth of projected enrolment based on enrolment in elementary level, dropout and retention at secondary level assumed 5% growth per year.

### **Projections of Enrolment in Higher Secondary Classes**

We have three variants of models for the projections of enrolment in higher secondary classes where one is based on the past performance and the second is based on the RMSA norms. The third is based on the performance of the state in terms of the enrolment in elementary schooling especially that of enrolment in class XI, transition from elementary to secondary level. Repeaters and dropout children at higher secondary level.

### **Enrolment projection as per previous trends**

**Table 5.8 Projected GER as per previous trend higher secondary level**

| Year        | Population |        |        | Enrolment |        |        | GER    |        |        |
|-------------|------------|--------|--------|-----------|--------|--------|--------|--------|--------|
|             | M          | F      | T      | M         | F      | T      | M      | F      | T      |
| <b>2006</b> | 205302     | 191599 | 396901 | 77667     | 65129  | 142796 | 37.83  | 33.99  | 35.98  |
| <b>2007</b> | 209483     | 195387 | 404870 | 76116     | 67671  | 143787 | 36.34  | 34.63  | 35.51  |
| <b>2008</b> | 213767     | 199268 | 413034 | 104017    | 93342  | 197359 | 48.66  | 46.84  | 47.78  |
| <b>2009</b> | 218156     | 203242 | 421398 | 118753    | 102388 | 221141 | 54.43  | 50.38  | 52.48  |
| <b>2010</b> | 222654     | 207314 | 429968 | 130159    | 112222 | 242380 | 58.46  | 54.13  | 56.37  |
| <b>2011</b> | 227263     | 211486 | 438749 | 142659    | 123000 | 265660 | 62.77  | 58.16  | 60.55  |
| <b>2012</b> | 231987     | 215760 | 447746 | 156361    | 134813 | 291175 | 67.40  | 62.48  | 65.03  |
| <b>2013</b> | 236827     | 220138 | 456966 | 171379    | 147761 | 319140 | 72.36  | 67.12  | 69.84  |
| <b>2014</b> | 241789     | 224625 | 466413 | 187839    | 161953 | 349792 | 77.69  | 72.10  | 75.00  |
| <b>2015</b> | 246874     | 229221 | 476095 | 205879    | 177508 | 383387 | 83.39  | 77.44  | 80.53  |
| <b>2016</b> | 252086     | 233932 | 486017 | 225653    | 194556 | 420209 | 89.51  | 83.17  | 86.46  |
| <b>2017</b> | 257428     | 238758 | 496186 | 247326    | 213242 | 460568 | 96.08  | 89.31  | 92.82  |
| <b>2018</b> | 262370     | 243342 | 505713 | 271080    | 233723 | 504803 | 103.32 | 96.05  | 99.82  |
| <b>2019</b> | 267408     | 248014 | 515422 | 297115    | 256171 | 553286 | 111.11 | 103.29 | 107.35 |
| <b>2020</b> | 272542     | 252776 | 525318 | 325652    | 280774 | 606426 | 119.49 | 111.08 | 115.44 |

The enrolment projection based on three variants past growth indicates that the enrolment in the higher secondary classes will increase from the base 1.42 lakhs in 2006-07 to 2.91 lakhs in 2012, 4.20 lakhs in 2016 and further to 6.06 lakhs in 2020. There is a large gap between the projected size of enrolment and the school-age population and the gap is narrowed down by 2015. The State has already achieved the GER 56% in 2010 and 92.82% in 2017 as past growth trend. Whereas the projection

based on the RMSA norms indicated the State has no need to increase the enrolment for the targeted point of time 2012 and 2017.

### **Enrolment projection as per targeted GER**

By analyzing year wise growth in enrolment in elementary classes, transition rate from elementary level to secondary level and repetition and dropout rate at higher secondary level the expected growth in GER is 5% annually after 2009 which is targeted GER for next year.

**Table 5.9 Target GER**

| Year | Population |        |        | GER   |        |        |
|------|------------|--------|--------|-------|--------|--------|
|      | M          | F      | T      | M     | F      | T      |
| 2006 | 205302     | 191599 | 396901 | 37.83 | 33.99  | 35.98  |
| 2007 | 209483     | 195387 | 404870 | 36.34 | 34.63  | 35.51  |
| 2008 | 213767     | 199268 | 413034 | 48.66 | 46.84  | 47.78  |
| 2009 | 218156     | 203242 | 421398 | 54.43 | 50.38  | 52.48  |
| 2010 | 222654     | 207314 | 429968 | 58.46 | 54.13  | 57.48  |
| 2011 | 227263     | 211486 | 438749 | 62.77 | 59.13  | 62.48  |
| 2012 | 231987     | 215760 | 447746 | 67.40 | 64.13  | 67.48  |
| 2013 | 236827     | 220138 | 456966 | 72.36 | 69.13  | 72.48  |
| 2014 | 241789     | 224625 | 466413 | 77.69 | 74.13  | 77.48  |
| 2015 | 246874     | 229221 | 476095 | 83.39 | 79.13  | 82.48  |
| 2016 | 252086     | 233932 | 486017 | 89.51 | 84.13  | 87.48  |
| 2017 | 257428     | 238758 | 496186 | 96.08 | 89.13  | 92.48  |
| 2018 | 262370     | 243342 | 505713 |       | 94.13  | 97.48  |
| 2019 | 267408     | 248014 | 515422 |       | 99.13  | 102.48 |
| 2020 | 272542     | 252776 | 525318 |       | 104.13 | 107.48 |

**Table 5.10 Year wise Additional Enrolment at higher secondary level**

| Year | Targeted Add. Enrolment |      |       |
|------|-------------------------|------|-------|
|      | M                       | F    | T     |
| 2009 | 4389                    | 3975 | 8364  |
| 2010 | 4498                    | 4072 | 8570  |
| 2011 | 4609                    | 4172 | 8781  |
| 2012 | 4724                    | 4274 | 8997  |
| 2013 | 4841                    | 4379 | 9219  |
| 2014 | 4961                    | 4486 | 9448  |
| 2015 | 5085                    | 4597 | 9682  |
| 2016 | 5212                    | 4710 | 9922  |
| 2017 | 5342                    | 4827 | 10169 |
| 2018 | 4943                    | 4584 | 9527  |
| 2019 | 5038                    | 4672 | 9710  |
| 2020 | 5134                    | 4762 | 9896  |

All the three variant projection models assume a positive growth in the enrolment of secondary classes in Uttarakhand but the rates of

growth vary with the model. The annual rate of growth of enrolment in higher secondary classes based on previous trend projection model is varying from year to year all throughout the projection period. And the growth of projected enrolment based on enrolment in elementary level, dropout and retention at higher secondary level assumed 5% growth per year.

### **Distribution of Projected Enrolment by School Management**

When we consider the above projections of enrolment in secondary classes for the projections of required resources we have to differentiate between the schools managed or funded by the state government departments and the other agencies. It is important because of the projections with respect to cost of increasing enrolment will apply only to that of enrolment in schools managed or funded by departments of the state government. All the other schools managed by central government agencies or private bodies have nothing to do with state government financing of secondary school education.

**Table 5.11 Projected Enrolment by School Management at Secondary level**

| <b>Year</b> | <b>State</b> | <b>LB</b> | <b>Central</b> | <b>Aided</b> | <b>Unaided</b> | <b>Total</b> |
|-------------|--------------|-----------|----------------|--------------|----------------|--------------|
| <b>2009</b> | 191562       | 2355      | 5180           | 56913        | 80358          | 336368       |
| <b>2010</b> | 209189       | 2571      | 5657           | 62151        | 87753          | 367320       |
| <b>2011</b> | 227422       | 2795      | 6150           | 67568        | 95402          | 399337       |
| <b>2012</b> | 246279       | 3027      | 6660           | 73170        | 103312         | 432448       |
| <b>2013</b> | 265776       | 3267      | 7187           | 78963        | 111491         | 466683       |
| <b>2014</b> | 285931       | 3515      | 7732           | 84951        | 119945         | 502074       |
| <b>2015</b> | 306762       | 3771      | 8295           | 91140        | 128684         | 538651       |
| <b>2016</b> | 312708       | 3844      | 8456           | 92907        | 131178         | 549093       |
| <b>2017</b> | 318712       | 3917      | 8618           | 94690        | 133697         | 559635       |
| <b>2018</b> | 324831       | 3993      | 8784           | 96508        | 136264         | 570380       |
| <b>2019</b> | 331069       | 4069      | 8953           | 98361        | 138880         | 581332       |
| <b>2020</b> | 337425       | 4147      | 9124           | 100250       | 141547         | 592493       |

**Table 5.12 Projected Enrolment by School Management at Higher Secondary level**

| <b>Year</b> | <b>State Govt.</b> | <b>LB</b> | <b>Central</b> | <b>Aided</b> | <b>Unaided</b> | <b>Total</b> |
|-------------|--------------------|-----------|----------------|--------------|----------------|--------------|
| <b>2009</b> | 125940             | 1548      | 3406           | 37417        | 52831          | 221141       |
| <b>2010</b> | 138035             | 1697      | 3733           | 41011        | 57905          | 242380       |
| <b>2011</b> | 151293             | 1860      | 4091           | 44950        | 63466          | 265660       |
| <b>2012</b> | 165824             | 2038      | 4484           | 49267        | 69562          | 291175       |
| <b>2013</b> | 181750             | 2234      | 4915           | 53998        | 76243          | 319140       |
| <b>2014</b> | 199207             | 2449      | 5387           | 59185        | 83565          | 349792       |

|             |        |      |      |        |        |        |
|-------------|--------|------|------|--------|--------|--------|
| <b>2015</b> | 218339 | 2684 | 5904 | 64869  | 91591  | 383387 |
| <b>2016</b> | 239309 | 2941 | 6471 | 71099  | 100388 | 420209 |
| <b>2017</b> | 262293 | 3224 | 7093 | 77928  | 110030 | 460568 |
| <b>2018</b> | 287485 | 3534 | 7774 | 85413  | 120597 | 504803 |
| <b>2019</b> | 315096 | 3873 | 8521 | 93616  | 132180 | 553286 |
| <b>2020</b> | 345360 | 4245 | 9339 | 102607 | 144875 | 606426 |

### **Projected components wise demand-**

The increasing in the size of enrolment definitely requires the additional resources. Herein we have presented the estimated number of up-gradation of upper primary schools and secondary school, additional teachers, classrooms and other infrastructural facilities required to serve the additional enrolment projected.

- a. Upgradation of upper primary schools in secondary school-** The demand for up-gradation of upper primary school in secondary school is estimated based on the norms of distance and child enrolment. For this purpose school mapping exercise did at block level and block planning team analyzed the result of school mapping and additional enrolment. The same exercise did for up-gradation of secondary school in higher secondary school and the demand generated. The GIS mapping exercise also proposed for actual demand ratification of school upgradation.
- b. Demand of Teacher-** The teacher demand is estimated based on the norms of pupil teacher ratio 30:1 and also based on subject-wise teacher. Every secondary school should have a minimum 07 subject teachers and 01 head teacher.
- c. Demand for Classroom-** In the case of estimated demand for classrooms is based on the norms pupil classroom ratio 30:1 in existing schools and for upgraded secondary school atleast one classroom for one section.
- d. Other infrastructural facilities-** For up-gradation of new school the following infrastructural facilities are demanded on the based of child enrolment.

| <b>S. No.</b> | <b>Particulars</b>                    | <b>No of units</b> | <b>Unit size in sq. mts.</b> |
|---------------|---------------------------------------|--------------------|------------------------------|
| 1             | Laboratory (integrated)               | 1                  | 104                          |
| 2             | Principal room (attached toilet)      | 1                  | 66                           |
| 3             | Office and staff room                 | 1                  | 66                           |
| 4             | Teaching staff room (attached toilet) | 2                  | 104                          |
| 5             | Computer lab                          | 1                  | 104                          |
| 6             | Library                               | 1                  | 104                          |
| 7             | Art/craft room                        | 1                  | 66                           |
| 8             | Girls activity room                   | 1                  | 66                           |
| 9             | Toilet –Boys (Friendly to CWSN)       | 1                  | 28                           |
| 10            | Toilets-Girls (Friendly to CWSN)      | 1                  | 28                           |
| 11            | Drinking water facility               |                    | *                            |
| 12            | Ramp for physically challenged        |                    | *                            |

**e. Strengthening of existing school-** Infrastructural facilities development of existing schools is major activities undertaken in RMSA. The following facilities are demanded for strengthening of existing schools.

| <b>S. No.</b> | <b>Particulars</b>               | <b>No of units</b> | <b>Norms</b>                           |
|---------------|----------------------------------|--------------------|--|
| 1             | Additional Classroom             | 1                  | Classroom pupil ratio 1:40             |
| 1             | Laboratory (integrated)          | 1                  | Every secondary school as per required |
| 2             | Principal room (attached toilet) | 1                  | Every secondary school as per required |
| 3             | Lab equipments                   | As per required    | Every secondary school as per required |
| 4             | Office and staff room            | 1                  | Every secondary school as per required |
| 5             | Computer lab                     | 1                  | Every secondary school as per required |
| 6             | Library                          | 1                  | Every secondary school as per required |
| 7             | Art/craft room                   | 1                  | Every secondary school as per required |
| 8             | Girls activity room              | 1                  | Every secondary school as per required |
| 9             | Toilet –Boys (Friendly to CWSN)  | 1                  | Every secondary school as per required |
| 10            | Toilets-Girls (Friendly to CWSN) | 1                  | Every secondary school as per required |
| 11            | Drinking water facility          |                    | Every secondary school as per required |
| 12            | Ramp for physically challenged   |                    | Every secondary school as per required |
| 13            | Development of playground        | 1                  | --                                     |
| 14            | Repairing and innovation         | 1                  | Every secondary school as per required |

- f. Demand for Academic Resources:** The planning team focussed on universalization of secondary education as per required quality. To achieved this major goal of RMSA we had focussed on strengthening of academic resources and capacity building of teachers and other academic persons and institutions. Purchase of books, periodical newspaper, study tours, excursion trips, school annual grant, remedial teaching, teacher training, strengthening of DIETs/SCERT/SIEMAT, capacity building for educational institutional and personnel, learning corners, teachers and others staff etc are demanded for improvement of quality of secondary schools.
- g. Demand for bridging social and gender gaps-** For bridging the gender gap the demand generated on the base on dropout rate, additional enrolment, out of school girls and special imitative like school dress, books and stationary, transport facilities, remedial teachings and innovative programmes are proposed. Similarly in the case of bridging social gaps the same activities are proposed in perspective plan.
- h. Demand for out of school children-** The projection of out of school children at secondary level is estimated based on dropout rate of each class and transition rate from upper primary to secondary and secondary to higher secondary level. To streamline these out of school children in school we proposed bridge courses/special coaching, alternative schooling/crash courses, transport facilities and voucher scheme in PPP mode.
- i. Demand for CWSN-** Identification of CWSN is a typical process at school level. To achieve the goal of universalization of secondary education it is necessary to consider the all kind of children for this we proposed health checkup camps, parent counselling,

distribution of aids and appliances, scot facility and sensitization programmes for children with special needs.

- j. Demand for community participation-** Community participation play major role in enrolment, retention and quality education of children at secondary level. So community training, rallies, kala-jathas, nukkar-nataks, community melas, educational tours and other sensitization programmes are proposed in perspective plan.

### **The Demand for financial resources-**

Given the enrolment projections at secondary level over more than a decade for Uttarakhand, it needs the estimation of financial resources required for the schooling of the projected enrolment for the secondary classes in the state.

Financial resources required are two types: one is of development cost which is non-recurring in nature, and the other is recurring costs. The development costs includes the cost of construction of a new school, construction of additional classrooms, rooms for other purposes (Head Master, Staff, Administration), science laboratory, library, toilet blocks, setting up teaching-learning equipment (TLEs) etc.

In terms of the development cost of secondary school education in Uttarakhand, the financial resources required will be for the strengthening of existing schools with secondary classes as many of the schools found to be without basic facilities. The strengthening is with respect to the construction of additional classrooms, science laboratory, library rooms, toilet blocks and the other rooms required.

For the expansion of secondary education in Uttarakhand, upgradation of upper primary school is one of the pathways. There are a large number of upper primary schools which have a nearest high school at the distance 5 Kms. and above. All these schools may have to be upgraded but the viability consideration takes into account those middle schools which are having number of class VIII graduates at least 30 and

willing to get enrolled in class IX. For this purpose about 340 upper primary schools are planned to be upgraded during perspective plan. These schools are distributed over years within the respective plan periods.

Besides, the state of Uttarakhand is also planning to open Model Schools and the construction of these schools will be completed within the plan period.

### ***Development or Non-Recurring Costs***

The estimated cost of the developmental activities with respect to strengthening of the secondary schools, upgradation of schools and opening of models are presented in the table. These estimations are made based on the unit costs, physical requirement and financial provisions are presented in the table.



## **Chapter VII**

### **Planning for Implementation**

---

Monitoring is an internal management process of continuous control of inputs, processes and outputs in order to identify strengths and weaknesses, formulate practical proposals for action and take the necessary steps to reach the expected results. It is important to remember that monitoring include action and is not simply limited to an identification of strengths and weaknesses.

At the secondary level monitoring is done through the inspectorate system. This system has served largely to exercise authority and control rather than provide academic support to teachers. The school inspectors perform a number of functions, one of which is to visit schools under their preview. Their visits are usually few and far between, during which the students and teachers tend to present a positive picture of the school, regardless of the ground realities due to fear of punishment. This reduces monitoring to a 'policing' function.

**"Uttarakhand Sabhi Ke Liye Madhyamik Shiksha Parishad"** has been constituted under Societies Registration Act, 1960 on 7<sup>th</sup> February 2009 with reference to the chapter 8 sub section 8.2 of the guidelines as prescribed by Govt. of India. The main objective of the formation of the Society is for functioning, monitoring and quality education in school education with regard to different schemes assisted by the State and the Central Govt. like Rastriya Madhyamik Shiksha Abhiyan (RMSA), Information and Communication Technology (ICT), Inclusive Education for Disabled at Secondary Stage (IEDSS), Girls hostel etc.

To achieve the goal of the Society following committees have been constituted-

## General Assembly

|    |  |  |
|----|--|--|
| 1  | Chief Minister, Uttarakhand  | Chairman (Ex-officio)  |
| 2  | School Education Minister, Uttarakhand   | Vice chairman<br>(Ex-officio)                                |
| 3  | Minister of Finance and Planning, Uttarakhand  | Member   |
| 4  | Minister of Social Welfare, Woman Empowerment and Child Development, Uttarakhand   | Member   |
| 5  | Chief Secretary, Uttarakhand   | Member (Ex-officio)  |
| 6  | Secretary School Education, Uttarakhand  | Member (Ex-officio)  |
| 7  | Secretary Social Welfare, Uttarakhand  | Member   |
| 8  | Secretary Development and Panchayati Raj, Govt. of Uttarakhand   | Member   |
| 9  | Additional Secretary School Education  | Member   |
| 10 | Director SCERT   | Member   |
| 11 | Additional Project Director, RMSA  | Member   |
| 12 | Three members of Nongovernmental organization working in the field of education in state nominated by state govt. (minimum one woman and one from SC/ST category).   | Member   |
| 13 | Head of the academic and technical institution working in the field of resource development nominated by state govt. (Maximum 05)  | Member   |
| 14 | (a) Well deserve and dedicated three teacher nominated by state govt. (minimum are woman and one from SC/ST category).<br>(b) Three principals with outstanding dedication and fame in secondary education nominated by state government, minimum one woman and one from SC/ST category.   | Member<br><br>Member   |
| 15 | Other Ex-officio member of state govt.<br>(a) Head of the committee from selected district<br>(b) Three Head of Department of elementary/secondary education from SCERT.<br>(c) Working Head of District Task Force.   | Member<br><br>Member<br><br>Member                           |
| 16 | (a) Representative of Govt. of India<br>Nominated representative from MHRD<br>(b) Director NCERT, New Delhi<br>(c) Director NUPA, New Delhi<br>(d) Two educationists of famous for their experience and teaching aptitude nominated by Govt. of India and State Govt.<br>(e) Director National education council, New Delhi<br>(f) Vice-Chancellor Garhwal and Kumaun University | Member<br>Member<br>Member<br>Member<br><br>Member<br>Member |

|    |                                    |                                  |
|----|------------------------------------|----------------------------------|
| 17 | Director General, School Education | Member Secretary<br>(Ex-officio) |
|----|------------------------------------|----------------------------------|

### **Executive Committee**

|    |   |                               |
|----|---|-------------------------------|
| 1  | Chief Secretary Uttarakhand Govt.   | Chairman (Ex-officio)         |
| 2  | Secretary School Education Uttarakhand Govt.  | Vice Chairman<br>(Ex-officio) |
| 3  | Secretary of Finance and Planning Uttarakhand Govt. or representative   | Member                        |
| 4  | Secretary, Rural Development and Panchayati Raj, Govt. of Uttarakhand   | Member                        |
| 5  | Additional Secretary School Education, Uttarakhand Govt.  | Member                        |
| 6  | Additional Director School Education  | Member                        |
| 7  | Director Women empowerment and child development or representative.   | Member                        |
| 8  | Two selected head of district task force nominated by chairman (cyclic order)   | Member                        |
| 9  | Two Directors/representatives of state level academic and technical resource agencies nominated by the state govt.    | Member                        |
| 10 | One educationist without teaching aptitude and experience nominated by state and central govt.                        | Member                        |
| 11 | Female chairman, with specific capacity in formal and innovative education.   | Member                        |
| 12 | Person from non-governmental organization with specific quality to work with SC/ST communities nominated by chairman. | Member                        |
| 13 | Director SCERT Uttarakhand  | Member                        |
| 14 | Secretary, Uttarakhand Board of Secondary Education   | Member                        |
| 15 | State Project Director, RMSA  | Secretary (Ex-officio)        |

### **State Programme Committee**

|   |   |                     |
|---|---|---------------------|
| 1 | Additional State Project Director, RMSA                                     | Chairman            |
| 2 | Representative of NUPA, NCERT, SCERT, SIEMAT, Garhwal and Kumaun University | Members             |
| 3 | Joint State Project Director (RMSA)   | Member<br>Secretary |

### **Sub-committees of the Executive Committee**

The manual of the Society vide section 44 confers the Executive Committee, the right to constitute different sub-committees to conduct the

different programmes and delegate the powers to these committees. Hence, the Finance Committee and the Programme Monitoring Committees have been constituted as subcommittees by the Executive Committee-

### **Finance Committee**

|    |   |                  |
|----|---|------------------|
| 1  | Principal Secretary Finance, Govt. of Uttarakhand   | Chairman         |
| 2  | Secretary School Education, Govt. of Uttarakhand  | Member           |
| 3  | One representative of finance deptt. nominated by Principal Secretary or Secretary Finance. | Member           |
| 4  | Additional Secretary (Secondary Education)  | Member           |
| 5  | Additional Secretary (Basic Education)  | Member           |
| 6  | Additional Secretary (Planning)   | Member           |
| 7  | State Project Director, SSA   | Member           |
| 8  | Additional Director SCERT   | Member           |
| 9  | Additional Director SIEMAT  | Member           |
| 10 | Additional Director School Education  | Member           |
| 11 | Finance Controller SSA  | Member           |
| 12 | Finance Controller RMSA   | Member           |
| 13 | Finance Controller School Education   | Member           |
| 14 | Additional State Project Director RMSA  | Member           |
| 15 | Nominated representative of govt. of India  | Member           |
| 16 | Director General/State Project Director RMSA  | Secretary Member |

The main objective of the Finance Committee is to scrutinize the proposals financially, Financial approval for new programmes to be under taken, advising the Executive Committee on financial matters and all other duties as assigned by the Chairman of the Executive Committee.

Meeting of Executive Committee and Finance Committee of "Uttarakhand Sabhi Ke Liye Madhyamik Shiksha Parishad" organized in year 2010-11.

| <b>Committee</b>    | <b>Date of Meeting</b>       | <b>Approved Agendas</b>  |
|---------------------|------------------------------|--|
| Finance Committee   | 06 Jul, 2010                 | <ul style="list-style-type: none"> <li>• Approved of Annual Work Plan and Budget 2010-11 and Perspective Plan 2009-2017 of RMSA.</li> <li>• Approved of Annual Work Plan of Girls Hostel.</li> <li>• Decision on construction agency for RMSA and approval unit cost for civil work at schedule rates with additional</li> </ul> |
| Executive Committee | 16 Jul, 2010<br>24 Nov, 2010 |  |

|  |  |   |
|--|--|---|
|  |  | <p>cost barred by State Govt. a construction works.</p> <ul style="list-style-type: none"> <li>• Approval a project package for project functionaries.</li> <li>• Approval a procurement process as per Uttarakhand Procurement Rule-2008 in Parishad.</li> <li>• Approval an implementation of Secondary Level projects through Uttarakhand Sabhi Ke Liye Madhyamik Shiksha Parishad.</li> </ul> |
|--|--|---|

### **Programme Monitoring Committee**

|    |   |                  |
|----|---|------------------|
| 1  | Secretary School Education Govt. of Uttarakhand   | Chairman         |
| 2  | Additional Secretary Finance Govt. of Uttarakhand   | Member           |
| 3  | Additional Secretary (Secondary Education)  | Member           |
| 4  | Additional Secretary (Basic Education)  | Member           |
| 5  | Additional Secretary (Planning)   | Member           |
| 6  | State Project Director, SSA   | Member           |
| 7  | Additional Director SCERT   | Member           |
| 8  | Additional Director SIEMAT  | Member           |
| 9  | Additional Director School Education  | Member           |
| 10 | Additional State Project Director RMSA  | Member           |
| 11 | Additional State Project Director SSA   | Member           |
| 12 | Secretary Uttarakhand School Education Shiksha Parishad Ramnagar  | Member           |
| 13 | One District Project Officer (RMSA) nominated by Secretary School Education                               | Member           |
| 14 | One Block Education Officer nominated by Secretary School Education                                       | Member           |
| 15 | Representative of Non-governmental organizations working in the field of education nominated by chairman. | Member           |
| 16 | Representative of recognized Govt. teacher association.   | Member           |
| 17 | Representative of recognized secondary teachers association.  | Member           |
| 18 | Director General/State Project Director, RMSA   | Member Secretary |

The Main objective of the Programme Monitoring Committee is to prepare the plan and ensure functioning and monitoring as per the rights and duties delegated by the Chairman of the Executive Committee. The Chairman of Programme Monitoring Committee as been delegated the right to take the prompt decision in favour of the project under instantaneous needs and get the decisions endorsed in the forthcoming meeting of Executive Committee.

### **District Project Committee**

District Project Committee of RMSA has been constituted at the District Level under the chairmanship of the concerned District Magistrate.

|    |   |                  |
|----|---|------------------|
| 1  | District Magistrate   | Chairman         |
| 2  | District Education Officer  | Vice Chairman    |
| 3  | Finance and Account Officer (Secondary Education)   | Member           |
| 4  | Additional District Education Officer (Basic)   | Member           |
| 5  | District Social Welfare Officer   | Member           |
| 6  | Chief Medical Officer   | Member           |
| 7  | District in charge of National Information Centre   | Member           |
| 8  | Assistant Finance and Account Officer (Secondary Education) related district                          | Member           |
| 9  | Representative of non-governmental organization nominated by Chairman                                 | Member           |
| 10 | One Educationist nominated by Chairman  | Member           |
| 11 | Representative of social archivist working in the field of education nominated by Chairman            | Member           |
| 12 | One District Panchayat Member nominated by Chairman District Panchyat (Cyclic order)                  | Member           |
| 13 | One Block Panchyat Pramukh nominated by chairman  | Member           |
| 14 | One representative of SC/ST/OBC nominated by chairman   | Member           |
| 15 | One chairman of SMDC/PTA nominated by district education officer                                      | Member           |
| 16 | One representative nominated by State Project Director  | Member           |
| 17 | Two Principals/Headmaster Intermediate/High School nominated by DEO minimum one female representative | Member           |
| 18 | Representative of recognized Govt. teacher/secondary teacher associate                                | Member           |
| 19 | Addition District Education Officer (Secondary)/District Project Officer                              | Member Secretary |

### **School Level Committee**

#### **School Management and Development Committee**

At the school level, a School Management and Developments Committee (SMDC) constituted, which is be responsible for making the perspective and annual work plans at the school level. A savings bank account is opened in the name of the concerned SMDC of every school in the nearby branch of any

nationalized bank. The following is the structure is proposed for SMDC at the school level-

|    |  |                  |
|----|--|------------------|
| 1  | Principal  | Chairman         |
| 2  | Senior teacher   | Member Secretary |
| 3  | Teacher (Social Science)   | Member           |
| 4  | Teacher (Science)  | Member           |
| 5  | Teacher (Mathematics)  | Member           |
| 6  | Male Guardian  | Member           |
| 7  | One Female Guardian  | Member           |
| 8  | Two Panchayat Member/Ward Member   | Member           |
| 9  | One representative of SC/ST Category   | Member           |
| 10 | One representative of Educationally backward cadre                               | Member           |
| 11 | One Member of Mahila Dal   | Member           |
| 12 | One Member of Education Development Committee of every village resaved by school | Member           |
| 13 | Three members with science, art and cultural background Nominated by DPO/DEO     | Member           |
| 14 | One Education Office Nominated by DEO  | Member           |
| 15 | One representative of Finance and Accounts                                       | Member           |

The meeting of SMDC is held minimum once in every three month. SMDC is comprised of two subcommittees-

- (1) School Construction Monitoring Committee
- (2) Educational Committee.

These committee is constituted as follows-

### **1. School Construction & Monitoring Committee**

The Committee takes stock of the School Planning, estimates, management inspections, monitoring, reporting, maintenance of accounts, and presentation of accounts in the meetings of SMDC and village education committee. The committee is be as follows-

|   |  |                  |
|---|--|------------------|
| 1 | Principal  | Chairman         |
| 2 | Member Panchayat (nominated by Gram Pradhan/ward member (urban area) | Member           |
| 3 | One Guardian nominated by PTA  | Member           |
| 4 | Junior Engineer(expertise in construction work)                      | Member Secretary |
| 5 | One member of Finance and Account cadre                              | Member           |

The meeting of school construction committee is be held once in every three months. The committee monitors the different construction works being under taken in the school regularly. After the start of construction work, the

evaluation will be done by third party technical institute/institution which will give its report after completion of 25%, 50% & 75% of the work respectively. Construction work is done by the construction agency in school.

## **2. Educational Committee**

The committee is responsible for all educational activities, planning, management, monitoring, supervision, SEMIS, quality education, equity, children with special needs, student-teacher attendance, teacher training, guidance & Counseling, student achievement and curricular activities. The members of the committee are as follows-

|   |   |                  |
|---|---|------------------|
| 1 | Principal   | Chairman         |
| 2 | Guardians of one student studying in all secondary classes  | Member           |
| 3 | One Astd. Teacher each of the following subjects: Science/Maths, Social Science, Language (Hindi/English), Art/Physical Education | Member           |
| 4 | One member to be nominated by the Principal   | Member Secretary |

## **Parent-Teacher Association**

Parents Teacher Association is constituted in every school. The meeting of this association is held minimum once in every month. Every teacher maintains a register in which suggestions and complaints of the guardians will be registered and the principal sees and insures that actions are taken as per suggestions and complaints, regularly. This register is produced in the monthly meetings of SMDC.

## **Project Implementation**

State Project Office at state level and District Project Office at district level are established for project implementation. Block Education Officer are nominated as Ex-Officio, Block Project Officer at block level. Employees are deputed on deputation or outsourcing basis in State Project Office and District Project Office, State Government rules and regulations on deputation or rules and regulations of outsourcing agency are applicable on the same. The lien of employee is maintained in his/her department on deputation. The detail of sanctioned post at different level is following-



(As on April 2013)

| Name of Office   | Details of Post  | Sanct ioned | Work ing | Vac ant     | Type of Posting                                |
|--|--|-------------|----------|-------------|--|
| Uttarakhand Sabhi Ke Liye Madhyamik Shiksha Parishad, State Project Office, Dehradun | State Project Director                                       | 1           | 1        | 0           | Ex-Officio, Director General, School Education |
|  | Additional State Project Director                            | 1           | 0        | 1           | Deputation                                     |
|  | Finance Controller   | 1           | 1        | 0           | Ex-Officio, Finance Controller, SSA            |
|  | Joint State Project Director                                 | 2           | 2        | 0           | Deputation                                     |
|  | Finance Officer  | 1           | 0        | 1           | Deputation                                     |
|  | Assistant State Project Director                             | 4           | 2        | 2           | Deputation                                     |
|  | Administrative Officer                                       | 1           | 0        | 1           | Deputation                                     |
|  | Accountant   | 1           | 1        | 0           | Deputation                                     |
|  | Computer Operator  | 3           | 2        | 1           | Outsourcing                                    |
| Peon   | 3  | 3           | 0        | Outsourcing |  |
| District Project Office, Uttarakhand Sabhi Ke Liye Madhyamik Shiksha Parishad        | District Project Officer                                     | 13          | 13       | 0           | Ex-Officio, DEO (Madhyamik)                    |
|  | District Resource Person (Academic, Evaluation & Innovation) | 13          | 10       | 3           | Deputation                                     |
|  | District Resource Person (Construction, Planning & SEMIS)    | 13          | 13       | 0           | Deputation                                     |
|  | Assistant Account Officer                                    | 13          | 0        | 13          | Deputation                                     |
|  | Accountant   | 13          | 9        | 4           | Deputation                                     |
|  | Computer Operator  | 13          | 13       | 0           | Outsourcing                                    |
| Block Project Office   | Block Project Officer  | 95          | 95       | 0           | Ex-Officio, Block Education Officer            |

### State level monitoring-

| Activities | Monitoring Agency  | Member   | Steps to be taken  |
|------------|--|--|--|
| Civil Work | SPO, Uttarkhand Sabhi Ke Liya Madhyamik Shiksha Parishad | <ul style="list-style-type: none"><li>Executive Engineer</li><li>J.D. Planning and Civil work</li><li>External Agency</li><li>Construction Agency (Irrigation Dept. &amp; Rural Engineering Service, Uttarakhand)</li><li>ASPD (Construct Work)</li><li>External Monitoring Agency</li></ul> | <ul style="list-style-type: none"><li>Supervision of work according to map design.</li><li>Monitoring of qualitative aspect of civil work.</li><li>Testing the quality of material.</li><li>Reporting to SPO.</li><li>Release of the Budget.</li><li>Spot verification of the civil work.</li><li>Quarterly/monthly progress of civil work and reporting.</li><li>Monitoring of quality of construction.</li><li>To insure quality work.</li><li>Action Taken.</li></ul> |

|                         |   |  |  |
|-------------------------|---|--|--|
| Finance                 | SPO,<br>Uttarkhand<br>Sabhi Ke Liya<br>Madhyamik<br>Shiksha<br>Parishad | <ul style="list-style-type: none"> <li>• Finance Controller</li> <li>• Account Officer</li> <li>• Statutory Audit by external firm</li> <li>• Performance Audit</li> <li>• Social Audit by local bodies</li> </ul> | <ul style="list-style-type: none"> <li>— To prepare monthly and quarterly progress report.</li> <li>— Allocation of the budget from time to time according to the proposal.</li> <li>— Physical verification of the spot and financial records.</li> <li>— Implementation of the suggestions of the audit report.</li> <li>— Monitoring of all the financial aspects at different levels.</li> </ul>   |
| Academic                | SCERT, Board<br>SPO   | Functionaries of <ul style="list-style-type: none"> <li>• SCERT Board</li> <li>• J.D. Academic (SPO)</li> <li>• ASPD (Academic)</li> <li>• ASPD (Innovation)</li> </ul>  | <b>Monitoring of quality of all the academic aspects-</b> <ul style="list-style-type: none"> <li>— Curriculum and text books.</li> <li>— Teachers training.</li> <li>— Remedial Teaching.</li> <li>— Continuous and comprehensive evaluation.</li> <li>— Research and action research.</li> <li>— Guidance and Counseling.</li> <li>— Innovative activities.</li> <li>— Teaching learning process.</li> <li>— Learning Resource Centers.</li> <li>— Classroom process.</li> <li>— Quality education of children with special needs.</li> <li>— Monthly/quarterly/yearly reporting and monitoring of all the activities for qualitative improvement.</li> </ul> |
| Planning                | SIEMAT and<br>SPO   | Functionaries of <ul style="list-style-type: none"> <li>• SIEMAT</li> <li>• ASPD</li> <li>• JSPD (Plan)</li> <li>• ASPD (Plan)</li> <li>• ASPD (MIS)</li> </ul>  | <ul style="list-style-type: none"> <li>— Monitoring and Supervision of SEMIS data.</li> <li>— Monitoring of the quality of the plan.</li> <li>— Monitoring of the norms set up by the central govt.</li> <li>— Appraisal of district plans.</li> <li>— Monitoring of the implementation of the plan according to the set target.</li> <li>— Monitoring of the quality of the training of managerial functionaries.</li> </ul>  |
| Administrative          | Directorate   | Directorate of School Education  | <ul style="list-style-type: none"> <li>— Implementation of the suggestions based on monitoring report.</li> </ul>  |
| States Internal mission | Board, SCERT, SSA, SIEMAT, Directorate and University                   | One member from Board, SCERT, SPD (SSA), SIEMAT Directorate of School Education, University members  | <ul style="list-style-type: none"> <li>— A review mission will monitor all the activities in every six month.</li> </ul>   |
| State Resource group    |   | Subject experts, finance experts, NGO's, Educationist, PRI, member, experts of national academic and planning agencies.  | <ul style="list-style-type: none"> <li>— To provide suggestions to SPO regarding preparing the plan and its implementations.</li> </ul>  |

**District Level** – The district project committee has been formed in the chairmanship of district magistrate. Its role is to monitor and implement all kinds of activities under the perspective plan and AWP&B. Additional District

Education Officer (Secondary) will be the district project officer and his role will be monitor and supervise all activities. District Education Officer will be the patron of RMSA of all administrative and academic work will be done by DEO.

| <b>Activities</b>                | <b>Monitoring Agency</b>        | <b>Member</b>  | <b>Steps to be taken</b>   |
|----------------------------------|---------------------------------|--|--|
| District/<br>Infrastructura<br>1 | DPO and<br>External<br>Agencies | <ul style="list-style-type: none"> <li>• A.E. Civil work</li> <li>• District Resource</li> <li>• Person planning and civil work</li> </ul>                         | <ul style="list-style-type: none"> <li>• Supervision of work according to map design.</li> <li>• Monitoring of qualitative aspect of civil work.</li> <li>• Testing the quality of material.</li> <li>• Reporting to DPO.</li> <li>• Spot verification of the civil work.</li> <li>• Quarterly/monthly progress of civil work and reporting.</li> <li>• Monitoring of quality of construction.</li> <li>• To insure quality work.</li> <li>• Action Taken.</li> <li>• To check the quality work and reporting.</li> <li>• Supervision and Monitoring of SEMIS data.</li> <li>• Support to SMDC.</li> </ul> |
| Financial                        | DPO                             | <ul style="list-style-type: none"> <li>• Assistant Finance and Account officers</li> </ul>   | <ul style="list-style-type: none"> <li>• To prepare monthly and quarterly progress report.</li> <li>• Physical verification of the spot and financial records.</li> <li>• Implementation of the suggestions of the audit report.</li> <li>• Monitoring of all the financial aspects at the district and school levels.</li> <li>• To monitor school level account, audit and progress.</li> </ul>  |
| Academic                         | DPO and DIET                    | <ul style="list-style-type: none"> <li>• DIET (05 subject experts)</li> <li>• District Resource person</li> <li>• Academic, Evaluation and Innovations.</li> </ul> | <ul style="list-style-type: none"> <li>• Supervision, monitoring and reporting of all the academic activities.</li> <li>• To monitor school level academic activities.</li> <li>• To monitor the implementation of teacher training in classroom process.</li> </ul>   |
| Planning                         | SPO and DIET                    | <ul style="list-style-type: none"> <li>• Functionaries of DIET and SPO</li> </ul>  | <ul style="list-style-type: none"> <li>• Monitoring and Supervision of SEMIS data.</li> <li>• Monitoring of the norms set up by the central govt.</li> <li>• Appraisal of district plans.</li> <li>• Monitoring of the implementation of the plan according to the set target.</li> </ul>  |

**Block Level** – Block Education Officer will be responsible for all administrative and academic work at the block level.

| <b>Activities</b>                                  | <b>Monitoring Agency</b>                                 | <b>Member</b>   | <b>Steps to be taken</b>  |
|--|--|---|---|
| Civil Work,<br>Financial,<br>Academic,<br>Planning | Block<br>Education<br>Office and<br>External<br>Agencies | <ul style="list-style-type: none"> <li>• JE Civil work</li> <li>• B.E.O.</li> <li>• Regional Education officers.</li> </ul> | <ul style="list-style-type: none"> <li>— Monitoring and reporting at the three levels of construction- <ul style="list-style-type: none"> <li>➤ Plinth level.</li> <li>➤ Door band level.</li> <li>➤ Lintel level.</li> </ul> </li> </ul> |

|  |  |  |   |
|--|--|--|---|
|  |  |  | <ul style="list-style-type: none"> <li>— Monthly reporting at the district.</li> <li>— Collection and verification of SIEMS data.</li> <li>— Monitor and supervise all the academic and administrative activities.</li> </ul> |
|--|--|--|---|

**School Level** – At the school level SMDC has been formed. It has two sub committees i.e. Civil work Monitoring Committee and Academic Committee. Its main functions will be monitoring and supervision of the activities related to school.

| Activities | Monitoring Agency                 | Member  | Steps to be taken  |
|------------|-----------------------------------|---|--|
| Civil Work | Construction Monitoring Committee | <ul style="list-style-type: none"> <li>• Principal</li> <li>• Functionaries of School Infrastructural Development committee</li> <li>• JE of construction agency</li> </ul> | <ul style="list-style-type: none"> <li>— Monitoring and reporting weekly/monthly progress to block and district level.</li> <li>— Monitoring of school planning.</li> </ul>  |
| Academic   | School Academic Committee         | <ul style="list-style-type: none"> <li>• Member of academic Committee</li> </ul>  | <ul style="list-style-type: none"> <li>— Monitoring of academic aspects related to quality improvement.</li> <li>— To assess the child progress.</li> <li>— Monitoring of Management, teaching-learning processes and school administration.</li> <li>— Result obtained.</li> <li>— Action plan</li> </ul> |

### 1. State Level Activities Under MMER

|          | Activity   | Brief about activity   |
|----------|--|--|
| <b>1</b> | <b>Research &amp; Evaluation</b>                         |  |
| 1.1      | GIS Mapping & School Mapping                             | GIS mapping conducted with help of outer agency Uttarakhand Antriksha Upyog Kendra (USAC). School mapping exercise completed in all 13 districts.  |
| 1.2      | Research Study   | <ol style="list-style-type: none"> <li>1- Impact of in service teacher training</li> <li>2- Survey of Out of school children</li> <li>3- Impact of library and integrated lab in learning enhancement</li> </ol> |
| <b>2</b> | <b>Planning Monitoring and Supervision</b>               |  |
| 2.1      | Monthly Review Meeting of District Level Officers at SPO | Review of RMSA activities in State/district.   |
| 2.2      | Orientation Workshop & Seminar                           | Meeting of SRGs.<br>Workshop on TNA conducted.   |
| 2.3      | Preparation of AWP&B                                     | Workshop on AWP&B preparation  |
| 2.4      | Approval of AWP&B  | Meeting of Appraisal Team  |
| 2.5      | Capacity Building Programme                              | Organisation capacity building programme for SPO and DPO functionaries   |
| 2.6      | Monitoring Civil Work                                    | Field visit and third party evaluation of civil work   |
| 2.7      | Field Visit of SPO Officials                             | For physical verification and awareness building of SPO official study tour and exposer visit will be organised.   |
| <b>3</b> | <b>Management and Quality</b>                            |  |
| 3.1      | Salary   | For all SPO staff.   |
| 3.2      | Capacity Building Programme for Project Functionaries    | 26 DRPs and 13 DPOs, 13 AAOs and 13 computer operators will be oriented.   |
| 3.3      | Strengthening OF MIS (U-DISE)                            | Printing of DCF and data entry, purchasing of computers and other accessories.   |
| 3.4      | Innovation & other Activities                            | Separate write up submitted.   |
| 3.5      | Examination Reform                                       | Workshop implementation and sharing of CCE   |
| 3.6      | School Environment Building                              | Introduced school grading system   |
| 3.7      | Analysis of Examination Result                           | Analysis of IX class examination result of 04 core subjects  |

|  |                              |  |
|--|------------------------------|--|
| 3.8  | Other Office Expenses        | All Office Expensive, Printing of Various Formats & Registers, Brocers, Pamphlets etc., AWP&B Preparation, TADA, Vehicles Hiring, POL, Contingency, Consultancy etc. |
| <b>2. District Level Activities Under MMER</b> |                              |  |
| 1  | Monitoring Activities        | Block Level Monitoring<br>District Level Monitoring  |
| 2  | Research and Evaluation      |  |
| 3  | Salaries                     | Salary of office staff   |
| 4  | TA/DA                        |  |
| 5  | Contingency                  |  |
| 6  | Office Equipments            |  |
| 7  | Hiring of Vehicle            |  |
| 8  | Computer/Laptops Expenditure |  |

**Table 7.1 Activities proposed under MMER in 2013-14**

**1. State Level Activities**

| S.N.     | State Level Format  | Amount In Lakhs<br>Proposed Outlay |
|----------|---|------------------------------------|
| <b>1</b> | <b>Research Study</b>   |                                    |
|          | 1- Impact of in service teacher training                        | 30.00                              |
|          | 2- Survey of Out of school children                             |                                    |
|          | 3- Impact of library and integrated lab in learning enhancement |                                    |
|          | <b>Sub Total</b>  | <b>30.00</b>                       |
| <b>2</b> | <b>Quality</b>  |                                    |
| 2.1      | SRG Meeting   | 3.00                               |
|          | <b>Sub Total</b>  | <b>3.00</b>                        |
| <b>3</b> | <b>Supervision &amp; Monitoring</b>                             |                                    |
| 3.1      | Monthly Review Meeting of District Level Officers at SPO        | 6.00                               |
| 3.2      | Orientation Workshop & Seminar (06)                             | 6.00                               |
| 3.3      | Field Visit of SPO Officials                                    | 3.00                               |
|          | <b>Sub Total :</b>  | <b>15.00</b>                       |
| <b>4</b> | <b>Management and Quality</b>                                   |                                    |
| 4.1      | Salary  | 90.00                              |
| 4.2      | Honorarium  | 12.00                              |
| 4.3      | Capacity Building Programme for Project Functionaries           | 5.00                               |
| 4.4      | Seminar Workshop  | 10.00                              |
| 4.5      | Strengthening OF MIS (U-DISE)                                   | 5.00                               |
| 4.6      | Hiring of Vehicle   | 20.00                              |
| 4.7      | Consultancy   | 10.00                              |
| 4.8      | Contingency   | 10.00                              |
| 4.9      | Printing of Material  | 5.00                               |
| 4.10     | Office Equipment  | 10.00                              |
| 4.11     | AWP&B Preparation   | 2.00                               |
| 4.12     | TA/DA   | 12.00                              |
| 4.13     | Media Campaign  | 15.00                              |
|          | <b>Sub Total</b>  | <b>206.00</b>                      |
|          | <b>Total</b>  | <b>254.00</b>                      |

**2 District Level Activities**

| Sr. No.  | District Level Format          | Financial    |
|----------|--------------------------------|--------------|
| <b>1</b> | <b>Monitoring Activities</b>   |              |
| 1.1      | Block Level Monitoring         | 19.00        |
| 1.2      | District Level Monitoring      | 18.75        |
|          | <b>Sub Total</b>               | <b>37.70</b> |
| <b>2</b> | <b>Research and Evaluation</b> | 14.51        |
|          |                                |              |

|          |   |               |
|----------|---|---------------|
|          | <b>Sub Total</b>                                      | <b>14.51</b>  |
| <b>6</b> | <b>Management</b>                                     |               |
| 6.1      | Salary  | 413.80        |
| 6.2      | Honorarium  | 53.36         |
| 6.3      | TA/DA   | 38.00         |
| 6.4      | Contingency, Meeting, workshop & other office expense | 43.50         |
| 6.5      | Office Equipments                                     | 13.00         |
| 6.6      | Hiring of Vehicle                                     | 26.00         |
| 6.7      | Computers/Laptops & other exp.                        | 13.00         |
|          | <b>Sub Total</b>                                      | <b>600.66</b> |
|          | <b>Total</b>  | <b>652.81</b> |
|          | <b>Grand Total (State + District)</b>                 | <b>906.81</b> |

## **Chapter VIII**

### **Budget Estimates**

---

GOI releases funds based upon the approved Annual works plan and budget (AWPB) of SIS. The fund will be released in two installments. For this purpose the separate bank account has been opened. The first release is made soon after the approval of the AWPB and is approximately 50 percent of the GOI share. Subsequently, the state government releases its share to the SIS. The second installment is released based upon demand from the state (usually six months after the first release) in a similar manner. This release takes into account the expenditure incurred and a forecast of cash requirements for the rest of the financial year.

#### **WITHIN THE STATE**

A separate bank account has been maintained by all district project offices and School Management and Development Committee (SMDCs). The SIS releases funds to the district office based upon the approved annual plan, expenditure incurred, and future requirements. Further the district office releases funds to the SMDC and schools following the same principles. However, releases at this level consider 'norms' as laid down in the proposed RMSA manual.

In the fund flow it is important to note that all releases from GOI are made electronically and a significant number of districts will further release the funds to implementing agencies, electronically.

Procurement for RMSA is carried out in accordance with the Manual for financial Management and Procurement (FMP) with the state procurement rule 2008. Audit will be done by impaneled chartered accountant. The utilization certificate is duly forwarded to the MHRD by the state governing council for further release. The district maintains the accounts in the double entry system. The state office audits the

computerized daywise, headwise, monthwise expenditure periodically. Monthly review will be organized by the state to assess the level of performance.

**TRANSPARENCY AND ACCOUNTABILITY:-**

**ROLE OF STATE GOVERNMENT:-**The Right to Information Act should be followed both in letter and in spirit by all the implementing machinery of the Government Departments in all matters relating to RMSA .Section 4 of the Act which concerns proactive disclosure of information, should be strictly complied with all levels. Key documents related to the RMSA should be proactively disclosed to the public. Without waiting for anyone to “apply” for them .A list of such documents should be prepared by the State Mission and updated from time to time. Public access to key records and key information should be ensured at all levels. This should also be displayed on the website.

The school display board has to show all investments being made in the school. Teacher attendance should be publically displayed, for improving the quality of school level data regarding enrolment, attendance, retention dropout etc. besides the maintenance of other records and registers.

Monthwise updated data on-progress of each component of the scheme, progress of expenditure and utilization including funds received and spent. Payments made, works sanctioned and works started, cost of works and details of expenditure on it, duration of work etc. should be made public in a pre-designated format outside all offices of all agencies involved in implementing the scheme. All these information should also be shared with the Gram Panchyats/ULBs and should be discussed in their meetings.

Similar efforts at transparency should be made right up to the State level. Copies of all sanctioned orders for re project/project activities would be pasted on the website of the department of secondary education.



**ANNUAL REPORTS:-**

The Central Government as well as the State Governments shall prepare an annual report on the implementation of the scheme. This report will be laid before parliament and the State Governments respectively.

**FINANCIAL AUDIT:-**

The Audit report of the Chartered Accountant and the Utilization certificate for the previous year must be submitted latest by September next year by the District Project Officer.

The District Project Officer will ensure that the opening and closing Balance included in both the Audit Report and the Utilization certificate tally. In case there is variation due to any unavoidable reason, it has to be clearly explained with reasons to the satisfaction of the SIS, with documentary support, if any.

**PHYSICAL AUDIT:-**

A physical audit of the works undertaken will be conducted to verify the quality of works and to check that the expenditures incurred have led to the creation of durable assets.

**ACTION ON AUDIT REPORTS BY THE STATE GOVERNMENT:-**

A copy of every audit report, whether conducted by the chartered accountant, the internal Audit and grievance cell and auditors of the Accountant General or Comptroller and Audit General and Social Audit reports (if any) will be sent to the State Government concerned.

The State government will ensure speedy action against the concerned officials/non-officials for misappropriation of funds, frauds, incorrect measurement, false entries in the registers/records and other irregularities of a serious nature, resulting in the leakage of

Government/Public funds/resources. The state Government will also take appropriate steps to prevent such irregularities.

### Scheme wise Budgetary Proposal for 2013-14

**Table 8.1 Scheme wise Proposal for 2013-14**

Rs. in lakhs

| S. No.       | Scheme                      | Fresh Proposal for 2013-14 |                 |                 | GOI share       | State share     |
|--------------|-----------------------------|----------------------------|-----------------|-----------------|-----------------|-----------------|
|              |                             | Non Recurring              | Recurring       | Total           |                 |                 |
| 1            | <b>RMSA</b>                 | 22350.12                   | 20555.16        | <b>42905.28</b> | 32178.96        | 10726.32        |
| 2            | <b>IEDSS</b>                | 555.50                     | 584.83          | <b>1140.33</b>  | 1140.33         | 0.00            |
| 3            | <b>ICT@school</b>           | 3613.60                    | 3188.70         | <b>6802.30</b>  | 5101.73         | 1700.58         |
| 4            | <b>Girls Hostel</b>         | 0.00                       | 264.30          | <b>264.30</b>   | 237.87          | 26.43           |
| 5            | <b>Vocational Education</b> | 3922.25                    | 1787.58         | <b>5709.83</b>  | 4282.37         | 1427.46         |
| <b>Total</b> |                             | <b>30441.47</b>            | <b>26380.58</b> | <b>56822.05</b> | <b>42941.26</b> | <b>13880.78</b> |

**Table 8.2 District wise Plan Summary AWP&B 2013-14 (RMSA)**

(Rs. in Lakhs)

| S. No.             | District    | Proposal for 2013-14 |                 |                 |
|--------------------|-------------|----------------------|-----------------|-----------------|
|                    |             | Non Recurring        | Recurring       | Total           |
| 1                  | Almora      | 1152.02              | 1096.78         | 2248.80         |
| 2                  | Bageshwar   | 2192.36              | 1537.09         | 3729.45         |
| 3                  | Chamoli     | 1558.16              | 1276.94         | 2835.10         |
| 4                  | Champawat   | 2354.82              | 1238.30         | 3593.12         |
| 5                  | Dehradun    | 2221.89              | 1701.26         | 3923.15         |
| 6                  | Haridwar    | 2101.04              | 1870.21         | 3971.25         |
| 7                  | Nainital    | 2021.72              | 1781.59         | 3803.31         |
| 8                  | Pauri       | 676.33               | 691.01          | 1367.34         |
| 9                  | Pithoragarh | 1360.79              | 1482.12         | 2842.91         |
| 10                 | Tehri       | 1784.40              | 1344.85         | 3129.25         |
| 11                 | Rudraprayag | 1152.02              | 1096.78         | 2248.80         |
| 12                 | US Nagar    | 2192.36              | 1537.09         | 3729.45         |
| 13                 | Uttarkashi  | 1558.16              | 1276.94         | 2835.10         |
| <b>Total</b>       |             | <b>22350.12</b>      | <b>18699.81</b> | <b>41049.93</b> |
| State Open School  |             | 0.00                 | 1601.35         | 1601.35         |
| State Component    |             | 0.00                 | 254.00          | 254.00          |
| <b>Uttarakhand</b> |             | <b>22350.12</b>      | <b>20555.16</b> | <b>42905.28</b> |

**Table 8.3 District wise Plan Summary AWP&B 2013-14  
(IEDSS)**

**(Rs. in Lakhs)**

| S. No.             | District    | Proposal for 2013-14 |               |                |
|--------------------|-------------|----------------------|---------------|----------------|
|                    |             | Non Recurring        | Recurring     | Total          |
| 1                  | Almora      | 63.70                | 63.40         | 127.10         |
| 2                  | Bageshwar   | 18.10                | 19.48         | 37.58          |
| 3                  | Chamoli     | 52.30                | 53.76         | 106.06         |
| 4                  | Champawat   | 23.80                | 24.84         | 48.64          |
| 5                  | Dehradun    | 36.20                | 39.16         | 75.36          |
| 6                  | Haridwar    | 35.20                | 36.42         | 71.62          |
| 7                  | Nainital    | 46.60                | 50.39         | 96.99          |
| 8                  | Pauri       | 86.50                | 90.76         | 177.26         |
| 9                  | Pithoragarh | 46.60                | 50.08         | 96.68          |
| 10                 | Tehri       | 52.30                | 52.79         | 105.09         |
| 11                 | Rudraprayag | 18.10                | 20.83         | 38.93          |
| 12                 | US Nagar    | 40.90                | 47.11         | 88.01          |
| 13                 | Uttarkashi  | 35.20                | 35.82         | 71.02          |
| <b>Uttarakhand</b> |             | <b>555.50</b>        | <b>584.83</b> | <b>1140.33</b> |

**Table 8.4 District wise Plan Summary AWP&B 2013-14  
(ICT@School)**

**(Rs. in Lakhs)**

| S. No.             | District    | Proposal for 2013-14 |                |                |
|--------------------|-------------|----------------------|----------------|----------------|
|                    |             | Non Recurring        | Recurring      | Total          |
| 1                  | Almora      | 96.00                | 106.00         | 202.00         |
| 2                  | Bageshwar   | 665.00               | 427.90         | 1092.90        |
| 3                  | Chamoli     | 64.00                | 99.00          | 163.00         |
| 4                  | Champawat   | 345.00               | 307.90         | 652.90         |
| 5                  | Dehradun    | 524.80               | 445.30         | 970.10         |
| 6                  | Haridwar    | 281.00               | 236.40         | 517.40         |
| 7                  | Nainital    | 332.80               | 308.30         | 641.10         |
| 8                  | Pauri       | 140.80               | 123.80         | 264.60         |
| 9                  | Pithoragarh | 256.00               | 223.50         | 479.50         |
| 10                 | Tehri       | 128.00               | 190.50         | 318.50         |
| 11                 | Rudraprayag | 96.00                | 106.00         | 202.00         |
| 12                 | US Nagar    | 665.00               | 427.90         | 1092.90        |
| 13                 | Uttarkashi  | 64.00                | 99.00          | 163.00         |
| <b>Uttarakhand</b> |             | <b>3613.60</b>       | <b>3188.70</b> | <b>6802.30</b> |

**Table 8.5 District wise Plan Summary AWP&B 2013-14  
(Girls Hostel)**

(Rs. in Lakhs)

| S. No.             | District    | Proposal for 2013-14 |               |               |
|--------------------|-------------|----------------------|---------------|---------------|
|                    |             | Non Recurring        | Recurring     | Total         |
| 1                  | Almora      | 0.00                 | 11.54         | 11.54         |
| 2                  | Bageshwar   | 0.00                 | 0.00          | 0.00          |
| 3                  | Chamoli     | 0.00                 | 0.00          | 0.00          |
| 4                  | Champawat   | 0.00                 | 0.00          | 0.00          |
| 5                  | Dehradun    | 0.00                 | 23.20         | 23.20         |
| 6                  | Haridwar    | 0.00                 | 89.43         | 89.43         |
| 7                  | Nainital    | 0.00                 | 0.00          | 0.00          |
| 8                  | Pauri       | 0.00                 | 0.00          | 0.00          |
| 9                  | Pithoragarh | 0.00                 | 0.00          | 0.00          |
| 10                 | Tehri       | 0.00                 | 68.20         | 68.20         |
| 11                 | Rudraprayag | 0.00                 | 0.00          | 0.00          |
| 12                 | US Nagar    | 0.00                 | 13.40         | 13.40         |
| 13                 | Uttarkashi  | 0.00                 | 58.54         | 58.54         |
| <b>Uttarakhand</b> |             | <b>0.00</b>          | <b>264.30</b> | <b>264.30</b> |

**Table 8.6 District wise Plan Summary AWP&B 2013-14  
(Vocational Education)**

(Rs. in Lakhs)

| S. No.             | District    | Proposal for 2013-14 |                |                |
|--------------------|-------------|----------------------|----------------|----------------|
|                    |             | Non Recurring        | Recurring      | Total          |
| 1                  | Almora      | 135.25               | 64.42          | 199.67         |
| 2                  | Bageshwar   | 135.25               | 67.92          | 203.17         |
| 3                  | Chamoli     | 270.50               | 115.54         | 386.04         |
| 4                  | Champawat   | 135.25               | 59.72          | 194.97         |
| 5                  | Dehradun    | 1352.50              | 594.20         | 1946.70        |
| 6                  | Haridwar    | 405.75               | 182.16         | 587.91         |
| 7                  | Nainital    | 135.25               | 72.92          | 208.17         |
| 8                  | Pauri       | 135.25               | 65.92          | 201.17         |
| 9                  | Pithoragarh | 135.25               | 64.42          | 199.67         |
| 10                 | Tehri       | 135.25               | 64.42          | 199.67         |
| 11                 | Rudraprayag | 135.25               | 65.92          | 201.17         |
| 12                 | US Nagar    | 676.25               | 305.60         | 981.85         |
| 13                 | Uttarkashi  | 135.25               | 64.42          | 199.67         |
| <b>Uttarakhand</b> |             | <b>3922.25</b>       | <b>1787.58</b> | <b>5709.83</b> |

**Table 8.7 Activity wise Annual Work Plan & Budget 2013-14  
(RMSA)**

(Rs. in Lakhs)

| S.No.    | Activities   | Definition of unit     | Proposal for 2013-14 |        |           |           | Fin.            |
|----------|--|------------------------|----------------------|--------|-----------|-----------|-----------------|
|          |  |                        | Unit Cost            |        | Physical  |           |                 |
|          |  |                        | Hill                 | Plane  | Hill      | Plane     |                 |
| <b>A</b> | <b>RMSA</b>  |                        |                      |        |           |           |                 |
|          | <b>Non recurring</b>                                 |                        |                      |        |           |           |                 |
| <b>1</b> | <b>New Schools</b>                                   |                        |                      |        |           |           |                 |
| 1.01     | 1 section school                                     | No. of schools         |                      |        |           |           |                 |
| 1.02     | 2 section school                                     | No. of schools         |                      |        |           |           |                 |
|          | <b>Sub total</b>                                     |                        |                      |        |           |           |                 |
| <b>2</b> | <b>Civil Works of new school</b>                     |                        |                      |        |           |           |                 |
| 2.01     | 1 section school                                     | No. of school building | 86.13                | 81.57  | 63        | 9         | 6160.32         |
| 2.02     | 2 section school                                     | No. of school building | 107.60               | 106.23 | 0         | 7         | 743.61          |
|          | <b>Sub total</b>                                     |                        |                      |        | <b>63</b> | <b>16</b> | <b>6903.93</b>  |
| <b>3</b> | <b>Strengthening of existing Govt schools</b>        |                        |                      |        |           |           |                 |
| 3.01     | Additional Classroom                                 | No. of ACR             | 10.74                | 12.33  | 269       | 81        | 3887.79         |
| 3.02     | Integrated Science Lab                               | No. of schools         | 16.11                | 14.24  | 130       | 30        | 2521.50         |
| 3.03     | Lab equipments                                       | No. of schools         | 1.00                 | 1.00   | 121       | 5         | 126.00          |
| 3.04     | Computer Room  | No. of schools         | 15.00                | 13.14  | 166       | 40        | 3015.60         |
| 3.05     | Library  | No. of schools         | 13.98                | 12.33  | 184       | 42        | 3090.18         |
| 3.06     | Art and Craft room                                   | No. of schools         | 8.51                 | 7.48   | 207       | 45        | 2098.17         |
| 3.07     | Toilet block   | No. of schools         | 2.75                 | 2.25   | 139       | 21        | 429.50          |
| 3.08     | Water facility                                       | No. of schools         | 0.00                 | 0.00   | 0         | 0         | 0.00            |
| 3.09     | Others   |                        | 0.00                 | 0.00   | 0         | 0         | 0.00            |
|          | <b>Sub total</b>                                     |                        |                      |        |           |           | <b>15168.74</b> |
| <b>4</b> | <b>Strengthening of existing Govt aided schools*</b> |                        |                      |        |           |           |                 |
| 4.01     | Additional Classroom                                 | No. of ACR             |                      |        |           |           |                 |
| 4.02     | Integrated Science Lab                               | No. of schools         |                      |        |           |           |                 |
| 4.03     | Lab equipments                                       | No. of schools         |                      |        |           |           |                 |
| 4.04     | Computer Room  | No. of schools         |                      |        |           |           |                 |
| 4.05     | Library  | No. of schools         |                      |        |           |           |                 |
| 4.06     | Art and Craft room                                   | No. of schools         |                      |        |           |           |                 |
| 4.07     | Toilet block   | No. of schools         |                      |        |           |           |                 |

|           |   |                 |      |  |      |    |                 |
|-----------|---|-----------------|------|--|------|----|-----------------|
| 4.08      | Water facility  | No. of schools  |      |  |      |    |                 |
| 4.09      | Others  |                 |      |  |      |    |                 |
|           | <b>Sub total</b>  |                 |      |  |      |    |                 |
| <b>5</b>  | <b>Other Civil works</b>  |                 |      |  |      |    |                 |
| 5.01      | Teacher quarters  | No. of quarter  |      |  |      |    |                 |
|           | <b>Sub total</b>  |                 |      |  |      |    |                 |
| <b>6</b>  | <b>Major repair</b>   |                 |      |  |      |    |                 |
| 6.01      | Major repair for Govt school  |                 |      |  | 71   | 14 | 277.45          |
| 6.02      | Major repair for Govt aided schools*                                  |                 |      |  |      |    |                 |
|           | <b>Subtotal</b>   |                 |      |  |      |    |                 |
|           |   |                 |      |  |      |    | <b>277.45</b>   |
| <b>7</b>  | <b>Other Non recurring</b>  |                 |      |  |      |    |                 |
| 7.01      | ROT/ SIT/ HUB   |                 |      |  | 0    | 0  |                 |
| 7.02      | Any other   |                 |      |  | 0    | 0  |                 |
|           | <b>Subtotal</b>   |                 |      |  |      |    |                 |
|           |   |                 |      |  |      |    | <b>0.00</b>     |
|           | <b>TOTAL Non recurring</b>  |                 |      |  |      |    |                 |
|           |   |                 |      |  |      |    | <b>22350.12</b> |
|           | <b>Recurring</b>  |                 |      |  |      |    |                 |
| <b>8</b>  | <b>Staff for new school (2013-14)</b>                                 |                 |      |  |      |    |                 |
| 8.01      | Head Master   | No. of HM       | 0.50 |  | 79   |    | 237.00          |
| 8.02      | Subject teacher   | No. of teachers | 0.45 |  | 395  |    | 1066.50         |
| 8.03      | Lab Attendant   |                 | 0.18 |  | 79   |    | 85.32           |
| 8.04      | Duftary/Office Attendant  |                 | 0.18 |  | 79   |    | 85.32           |
|           | <b>Sub total</b>  |                 |      |  |      |    |                 |
|           |   |                 |      |  |      |    | <b>1474.14</b>  |
| <b>9</b>  | <b>Staff for new schools sanctioned in previous years (2009-2013)</b> |                 |      |  |      |    |                 |
| 9.01      | Head Master   |                 | 0.50 |  | 228  |    | 1368.00         |
| 9.02      | Subject teacher   |                 | 0.45 |  | 1309 |    | 7068.60         |
| 9.03      | Lab Attendant   |                 | 0.18 |  | 228  |    | 492.48          |
| 9.04      | Duftary/Office Attendant  |                 | 0.18 |  | 228  |    | 492.48          |
|           | <b>Sub total</b>  |                 |      |  |      |    |                 |
|           |   |                 |      |  |      |    | <b>9421.56</b>  |
| <b>10</b> | <b>Additional staff for existing schools (2013-14)</b>                |                 |      |  |      |    |                 |
| 10.01     | Subject teacher   |                 |      |  |      |    |                 |
| 10.02     | Lab Attendant   |                 |      |  |      |    |                 |
| 10.03     | Duftary/Office Attendant  |                 |      |  |      |    |                 |
|           | <b>Sub total</b>  |                 |      |  |      |    |                 |
|           |   |                 |      |  |      |    |                 |
| <b>11</b> | <b>Additional staff for existing schools sanctioned till 2012-13</b>  |                 |      |  |      |    |                 |
| 11.01     | Subject teacher   |                 |      |  |      |    |                 |
| 11.02     | Lab Attendant   |                 | 0.18 |  | 1763 |    | 3808.08         |
| 11.03     | Duftary/Office Attendant  |                 |      |  |      |    |                 |
|           | <b>Sub total</b>  |                 |      |  |      |    |                 |
|           |   |                 |      |  |      |    | <b>3808.08</b>  |
| <b>12</b> | <b>School Grant</b>   |                 |      |  |      |    |                 |
| 12.01     | School Grant (Gov. Schools)   |                 | 0.50 |  | 2081 |    | 1040.50         |
| 12.02     | School Grant (Gov. Aided Schools)*                                    |                 |      |  |      |    |                 |
|           | <b>Sub total</b>  |                 |      |  |      |    |                 |
|           |   |                 |      |  |      |    | <b>1040.50</b>  |
| <b>13</b> | <b>Minor Repair</b>   |                 |      |  |      |    |                 |

|           |   |                            |       |  |        |  |               |
|-----------|---|----------------------------|-------|--|--------|--|---------------|
| 13.01     | Minor Repair (Gov. Schools)                           |                            | 0.25  |  | 1842   |  | 460.50        |
| 13.02     | Minor Repair (Gov. Aided Schools)*                    |                            |       |  |        |  |               |
|           | <b>Sub total</b>                                      |                            |       |  |        |  | <b>460.50</b> |
| <b>14</b> | <b>Teacher Training</b>                               |                            |       |  |        |  |               |
| 14.01     | Training for Head Masters                             |                            | 0.30  |  | 364    |  | 109.20        |
| 14.02     | In-service training for existing teachers             |                            | 0.015 |  | 12962  |  | 194.43        |
| 14.03     | Training for new teachers                             |                            | 0.015 |  | 380    |  | 5.70          |
| 14.04     | Training of KRPs                                      |                            | 0.015 |  | 104    |  | 1.56          |
| 14.05     | Training of Master Resource Persons                   |                            | 0.015 |  | 712    |  | 10.68         |
| 14.06     | Training for Lab Attendant/Office Attendant           |                            | 0.015 |  | 4046   |  | 60.69         |
| 14.07     | Training for HM Orientation                           |                            | 0.015 |  | 2030   |  | 30.45         |
|           | <b>Sub total</b>                                      |                            |       |  |        |  | <b>412.71</b> |
| <b>15</b> | <b>Quality Interventions</b>                          |                            |       |  |        |  |               |
| 15.01     | Excursion trip for students within the State          | Per student                | 0.002 |  | 101210 |  | 202.42        |
| 15.02     | Study tours for students outside the State            | Per student                | 0.02  |  | 1097   |  | 21.94         |
| 15.03     | Excursion trip for teachers within the State          | No. of teacher             | 0.02  |  | 1066   |  | 21.32         |
| 15.04     | Study tour for teachers outside the State             | No. of teacher             | 0.20  |  | 799    |  | 159.80        |
| 15.05     | Science exhibition at district level                  |                            | 1.00  |  | 13     |  | 13.00         |
| 15.06     | Book fair at district level                           |                            | 1.00  |  | 13     |  | 13.00         |
| 15.07     | Special teaching for learning enhancement (ILG & ELL) | No. of student in class IX | 0.003 |  | 104577 |  | 313.73        |
| 15.08     | Hub for edusat  |                            | 0.00  |  | 0      |  | 0.00          |
| 15.09     | Teachers Diary & Guide Book                           |                            | 0.001 |  | 7118   |  | 7.12          |
| 15.10     | Sports Equipments (Per Block one school)              |                            | 0.02  |  | 95     |  | 1.90          |
| 15.11     | Other Activity  |                            | 0.00  |  | 0      |  | 0.00          |
|           | <b>Sub total</b>                                      |                            |       |  |        |  | <b>754.23</b> |
| <b>16</b> | <b>Guidance and Counselling</b>                       |                            |       |  |        |  |               |
| 16.01     | Salary for Coordinators                               |                            | 2.40  |  | 2      |  | 4.80          |

|              |  |              |        |  |       |  |                |
|--------------|--|--------------|--------|--|-------|--|----------------|
| 16.02        | Salary for RAs   | Per District | 1.00   |  | 13    |  | 13.00          |
| 16.03        | Literature & display material  |              | 0.50   |  | 4     |  | 2.00           |
| 16.04        | Sensitisation of Principals  |              | 0.40   |  | 104   |  | 41.60          |
| 16.05        | Other 2  |              | 0.00   |  | 0     |  | 0.00           |
|              | <b>Sub total</b>   |              |        |  |       |  | <b>61.40</b>   |
| <b>17</b>    | <b>Equity Interventions</b>  |              |        |  |       |  |                |
| <b>17.1</b>  | <b>Girls oriented activities</b>                                       |              |        |  |       |  |                |
| 17.01.01     | Girls oriented activities with EGG                                     | Per District | 0.12   |  | 56    |  | 6.72           |
| 17.01.02     | Self Defence & Yoga  | Per Girl     | 0.40   |  | 119   |  | 47.60          |
| 17.01.03     | Transportation Facility  | Per Girl     | 0.04   |  | 90    |  | 3.60           |
|              | <b>Sub total</b>   |              |        |  |       |  | <b>57.92</b>   |
| <b>17.02</b> | <b>SC/ ST oriented activities</b>                                      |              |        |  |       |  |                |
| 17.02.01     | Special teaching for learning enhancement                              | Per Child    | 0.005  |  | 4811  |  | 24.06          |
| 17.02.02     | Promotion of Art & Craft   | Per School   | 0.20   |  | 217   |  | 43.40          |
| 17.02.03     | Activity 3   |              | 0.00   |  | 0     |  | 0.00           |
|              | <b>Sub total</b>   |              |        |  |       |  | <b>67.46</b>   |
| <b>17.03</b> | <b>Educational Backward Minorities oriented activities</b>             |              |        |  |       |  |                |
| 17.03.01     | Special teaching for learning enhancement                              | Per Child    | 0.005  |  | 0     |  | 0.00           |
| 17.03.02     | Activity 2   |              | 0.00   |  | 0     |  | 0.00           |
| 17.03.03     | Activity 3   |              | 0.00   |  | 0     |  | 0.00           |
|              | <b>Sub total</b>   |              |        |  |       |  | <b>0.00</b>    |
| <b>17.04</b> | <b>Left Wings Affected areas oriented activities</b>                   |              |        |  |       |  |                |
| 17.04.01     | Activity 1   |              |        |  |       |  |                |
| 17.04.02     | Activity 2   |              |        |  |       |  |                |
| 17.04.03     | Activity 3   |              |        |  |       |  |                |
|              | <b>Sub total</b>   |              |        |  |       |  |                |
| <b>18</b>    | <b>Interventions for Out of school children</b>                        |              |        |  |       |  |                |
| <b>18.01</b> | <b>Open School System</b>  |              |        |  |       |  |                |
| 18.01.01     | Opening of New District Centres  | Per District | 10.00  |  | 13    |  | 130.00         |
| 18.01.02     | Per Child expenditure as per SOS framework                             |              | 0.0077 |  | 12970 |  | 99.87          |
| 18.01.03     | State Level Activities (Identification SIM, training programme & MMER) |              | 0.00   |  | 0     |  | 1601.35        |
|              | <b>Sub total</b>   |              |        |  |       |  | <b>1831.22</b> |
| <b>18.02</b> | <b>Any other activity</b>  |              |        |  |       |  |                |
| 18.02.01     | Activity 1   |              |        |  | 0     |  | 0.00           |
| 18.02.02     | Activity 2   |              |        |  | 0     |  | 0.00           |
| 18.02.03     | Activity 3   |              |        |  | 0     |  | 0.00           |
|              | <b>Sub total</b>   |              |        |  |       |  | <b>0.00</b>    |



|           |   |               |       |  |       |  |                 |
|-----------|---|---------------|-------|--|-------|--|-----------------|
| <b>19</b> | <b>Community training</b>                 |               |       |  |       |  |                 |
| 19.01     | Training of SDMC members                  | No. of Member | 0.006 |  | 41640 |  | 249.84          |
|           | <b>Sub total</b>                          |               |       |  |       |  | <b>249.84</b>   |
| <b>20</b> | <b>MMER</b>                               |               |       |  |       |  |                 |
| 20.01     | Monitoring Activities                     |               |       |  |       |  | 18.75           |
| 20.02     | Research and Evaluation                   |               |       |  |       |  | 14.50           |
| 20.03     | Salaries                                  |               |       |  |       |  | 413.80          |
| 20.04     | Honorarium                                |               |       |  |       |  | 53.36           |
| 20.05     | TA/ DA                                    |               |       |  |       |  | 38.00           |
| 20.06     | Community Mobilisation                    |               |       |  |       |  | 18.60           |
| 20.07     | Media oriented activities                 |               |       |  |       |  | 24.10           |
| 20.08     | Other Activities 3                        |               |       |  |       |  | 43.50           |
| 20.09     | Other Activities 4                        |               |       |  |       |  | 37.00           |
|           | <b>Sub total MMER</b>                     |               |       |  |       |  | <b>661.61</b>   |
|           | <b>TOTAL Recurring</b>                    |               |       |  |       |  | <b>20301.16</b> |
|           | <b>TOTAL ( Non recurring + recurring)</b> |               |       |  |       |  | <b>42651.28</b> |
|           | <b>State Component</b>                    |               |       |  |       |  | <b>254.00</b>   |
|           | <b>Grand Total</b>                        |               |       |  |       |  | <b>42905.28</b> |

**Table 8.8 Activity wise Annual Work Plan & Budget 2013-14  
(IEDSS)**

(Rs. in Lakhs)

| S.No.     | Activities   | Definition of unit | Proposal for 2013-14 |          |                |
|-----------|--|--------------------|----------------------|----------|----------------|
|           |  |                    | Unit Cost            | Physical | Fin            |
| <b>B</b>  | <b>IEDSS</b>   |                    |                      |          |                |
|           | <b>Non recurring</b>   |                    |                      |          |                |
| <b>21</b> | Resource Room  |                    | 2.00                 | 0        | 0.00           |
| <b>22</b> | Equipment for resource room  |                    | 0.70                 | 95       | 66.50          |
| <b>23</b> | Removal of architectural barriers  |                    | 2.00                 | 95       | 190.00         |
| <b>24</b> | New Toilets for CWSN   |                    | 1.50                 | 190      | 285.00         |
| <b>25</b> | Strengthening of training Institutes (Specify the name of Institute)           |                    | 1.00                 | 13       | 13.00          |
| <b>26</b> | Support to NGO for development of training programme                           |                    | 0.00                 | 0        | 0.00           |
| <b>27</b> | Other Activities   |                    | 1.00                 | 1        | 1.00           |
|           | <b>Subtotal Non recurring</b>  |                    |                      |          | <b>555.50</b>  |
|           | <b>Recurring</b>   |                    |                      |          |                |
| <b>28</b> | Salary of New Special education teachers                                       |                    | 0.40                 |          |                |
| <b>29</b> | Salary of special education teachers sanctioned in previous years              |                    | 0.35                 | 95       | 399.00         |
| <b>30</b> | Special pay for general teachers trained in special education                  |                    | 0.048                | 190      | 9.12           |
| <b>31</b> | Student oriented Activities including assistance and equipments                |                    | 0.03                 | 2215     | 66.45          |
| <b>32</b> | In-service training for existing teachers                                      |                    | 0.105                | 190      | 19.95          |
| <b>33</b> | Training to special education teachers   |                    | 0.00                 | 0        | 0.00           |
| <b>34</b> | Orientation of Principals, Educational administrators, parents / guardians etc |                    | 0.02                 | 760      | 15.20          |
| <b>35</b> | Environment Building programme   | Per Programme      | 0.10                 | 190      | 19.00          |
| <b>36</b> | Other Activities   |                    | 0.005                | 362      | 1.81           |
|           | <b>Sub total</b>   |                    |                      |          | <b>530.53</b>  |
| <b>37</b> | <b>Research, Monitoring, Evaluation and Administration</b>                     |                    |                      |          |                |
| 37.01     | Research & Development   |                    |                      |          |                |
| 37.02     | Development of Model Inclusive School  |                    |                      |          |                |
| 37.03     | Monitoring and Evaluation  |                    |                      |          |                |
| 37.04     | Administration   |                    |                      |          |                |
| 37.05     | Others   |                    |                      |          |                |
|           | <b>Sub Total</b>   |                    |                      |          | <b>54.30</b>   |
|           | <b>Sub total recurring</b>   |                    |                      |          | <b>584.83</b>  |
|           | <b>TOTAL ( Non recurring + recurring)</b>                                      |                    |                      |          | <b>1140.33</b> |

**Table 8.9 Activity wise Annual Work Plan & Budget 2013-14  
(ICT@School)**

(Rs. in Lakhs)

| S.No.     | Activities  | Definition of unit | Proposal for 2013-14 |          |                |
|-----------|---|--------------------|----------------------|----------|----------------|
|           |   |                    | Unit Cost            | Physical | Fin            |
| <b>C</b>  | <b>ICT</b>  |                    |                      |          |                |
|           | <b>Non recurring</b>  |                    |                      |          |                |
| <b>38</b> | Outright Purchase Basis/State Model (Hardware and Software including furniture) |                    | 0.00                 | 0        | 0.00           |
| <b>39</b> | BOOT model(Hardware and Software including furniture)                           |                    | 6.40                 | 549      | 3513.60        |
| <b>40</b> | Establishment of SMART schools (Hardware and Software including furniture)      |                    | 25.00                | 4        | 100.00         |
| <b>41</b> | Other Activity  |                    | 0.00                 | 0        | 0.00           |
|           | <b>TOTAL non recurring</b>  |                    |                      |          | <b>3613.60</b> |
|           | <b>Recurring</b>  |                    |                      |          |                |
| <b>42</b> | <b>One time Induction training to teachers in ICT for 10 days</b>               |                    |                      |          |                |
| 42.01     | Outright Purchase Basis   | No. of teachers    | 0.40                 | 0        | 0.00           |
| 42.02     | BOOT model  | No. of teachers    | 0.40                 | 549      | 219.60         |
| 42.03     | BOOT model sanctioned in previous year  | No. of teachers    | 0.40                 | 0        | 0.00           |
| 42.04     | Under SMART school  | No. of teachers    | 0.40                 | 4        | 1.60           |
|           | <b>Sub Total</b>  |                    |                      |          | <b>221.20</b>  |
| <b>43</b> | <b>Refresher training for teachers for 5 days @ Rs. 400 per day per teacher</b> |                    |                      |          |                |
| 43.01     | Outright Purchase Basis   | No. of teachers    | 0.20                 | 0        | 0.00           |
| 43.02     | BOOT model  | No. of teachers    | 0.20                 | 0        | 0.00           |
| 43.03     | Under SMART school  | No. of teachers    | 0.20                 | 0        | 0.00           |
|           | <b>Sub Total</b>  |                    |                      |          | <b>0.00</b>    |
| <b>44</b> | <b>Salary of Computer Teacher (New sanction)</b>                                |                    |                      |          |                |
| 44.01     | Outright Purchase Basis   | No. of teachers    | 1.20                 | 0        | 0.00           |
| 44.02     | BOOT model  | No. of teachers    | 1.20                 | 549      | 658.80         |
| 44.03     | BOOT model sanctioned in previous years   | No. of teachers    | 1.20                 | 0        | 0.00           |
| 44.04     | Under SMART school  | No. of teachers    | 1.20                 | 4        | 4.80           |
|           | <b>Sub Total</b>  |                    |                      |          | <b>663.60</b>  |
| <b>45</b> | <b>Salary of Computer Teacher Sanctioned in previous years</b>                  |                    |                      |          |                |
| 45.01     | Outright Purchase Basis   | No. of teachers    | 1.20                 | 125      | 150.00         |
| 45.02     | BOOT model  | No. of teachers    | 1.20                 | 500      | 600.00         |
| 45.03     | Under SMART school  | No. of teachers    | 1.20                 | 9        | 10.80          |
|           | <b>Sub Total</b>  |                    |                      |          | <b>760.80</b>  |
| <b>46</b> | <b>Other Recurring Components for fresh coverage</b>                            |                    |                      |          |                |
| 46.01     | Outright Purchase Basis/State Model   | No of schools      | 1.20                 | 0        | 0.00           |

| S.No.     | Activities  | Definition of unit | Proposal for 2013-14 |          |                |
|-----------|---|--------------------|----------------------|----------|----------------|
|           |   |                    | Unit Cost            | Physical | Fin            |
| 46.02     | MMER  |                    | 0.10                 | 0        | 0.00           |
| 46.03     | BOOT model  | No of schools      | 1.20                 | 549      | 658.80         |
| 46.04     | MMER  |                    | 0.10                 | 549      | 54.90          |
| 46.05     | Under SMART school  | No of schools      | 1.20                 | 4        | 4.80           |
| 46.06     | MMER  |                    | 0.10                 | 4        | 0.40           |
|           | <b>Sub Total</b>  |                    |                      |          | <b>718.90</b>  |
| <b>47</b> | <b>Other Recurring Components for schools covered in previous years</b> |                    |                      |          |                |
| 47.01     | Outright Purchase Basis/State Model                                     | No of schools      | 1.20                 | 125      | 150.00         |
| 47.02     | MMER  |                    | 0.10                 | 125      | 12.50          |
| 47.03     | BOOT model  | No of schools      | 1.20                 | 500      | 600.00         |
| 47.04     | MMER  |                    | 0.10                 | 500      | 50.00          |
| 47.05     | Under SMART school  | No of schools      | 1.20                 | 9        | 10.80          |
| 47.06     | MMER  |                    | 0.10                 | 9        | 0.90           |
|           | <b>Sub Total</b>  |                    |                      |          | <b>824.20</b>  |
| 48        | Other Activity  |                    | 0.00                 | 0        | 0.00           |
|           | <b>TOTAL Recurring</b>  |                    |                      |          | <b>3188.70</b> |
|           | <b>TOTAL ( Non recurring + recurring)</b>                               |                    |                      |          | <b>6802.30</b> |

**Table 8.10 Activity wise Annual Work Plan & Budget 2013-14  
(Girls Hostel)**

**(Rs. in Lakhs)**

| S.No.     | Activities   | Definition of unit | Proposal for 2013-14 |          |               |
|-----------|--|--------------------|----------------------|----------|---------------|
|           |  |                    | Unit Cost            | Physical | Fin           |
| <b>D</b>  | <b>GIRLS HOSTEL</b>  |                    |                      |          |               |
|           | <b>Non-Recurring grant</b>   |                    |                      |          |               |
| <b>49</b> | Construction of building including two room accommodation for warden   | No. of hostels     | 0.00                 | 0        | 0.00          |
| <b>50</b> | Boundary Wall  | No. of hostels     | 0.00                 | 0        | 0.00          |
| <b>51</b> | Boring Hand pump (minimum rates prescribed by State Drinking Water department subject to a ceiling of Rs.1.00 lakh | No. of hostels     | 0.00                 | 0        | 0.00          |
| <b>52</b> | Electricity  | No. of hostels     | 0.00                 | 0        | 0.00          |
| <b>53</b> | Furniture and equipment including kitchen equipment  | No. of hostels     | 0.00                 | 0        | 0.00          |
| <b>54</b> | Bedding etc  | No. of hostels     | 0.00                 | 0        | 0.00          |
| <b>55</b> | Other Activity   |                    | 0.00                 | 0        | 0.00          |
|           | <b>Sub total non recurring</b>   |                    |                      |          | <b>0.00</b>   |
|           | <b>Recurring grant</b>   |                    |                      |          |               |
| <b>56</b> | Fooding/lodging expenditure per girl child @ Rs. 850 per month   | No. of hostels     | 0.0085               | 413      | 42.13         |
| <b>57</b> | Honorarium of warden @ Rs. 5,000 per month (in addition to her salary as teacher)                                  | No. of hostels     | 0.05                 | 19       | 11.40         |
| <b>58</b> | Chowkidar @ Rs. 5,150 per month  | No. of hostels     | 0.05                 | 19       | 11.40         |
| <b>59</b> | 1 Head Cook @ Rs. 5,150 per month and 2 Asstt. Cook @ Rs 4, 880 per month  | No. of hostels     | 0.05                 | 57       | 34.20         |
| <b>60</b> | Electricity / Water per year   | No. of hostels     | 0.50                 | 19       | 114.00        |
| <b>61</b> | Maintenance per year   | No. of hostels     | 0.40                 | 19       | 7.60          |
| <b>62</b> | Medical care @ Rs. 750 per year per girl   | No. of hostels     | 0.0075               | 413      | 3.10          |
| <b>63</b> | Toiletries and sanitation @ Rs. 100 per month for each girl  | No. of hostels     | 0.001                | 413      | 4.96          |
| <b>64</b> | News paper / Magazines and sports @ Rs. 2,000 per Month  | No. of hostels     | 0.02                 | 19       | 4.56          |
| <b>65</b> | Miscellaneous  | No. of hostels     | 0.40                 | 19       | 7.60          |
|           | <b>Sub total</b>   |                    |                      |          | <b>240.94</b> |
| <b>66</b> | <b>MMER</b>  |                    |                      |          |               |
| 66.01     | Monitoring   |                    |                      | 0        | 0.00          |
| 66.02     | Research & Evaluation  |                    |                      | 0        | 0.00          |
| 66.03     | Publicity  |                    |                      | 0        | 0.00          |
|           | <b>Sub total MMER</b>  |                    |                      |          | <b>6.02</b>   |
| <b>67</b> | Transportation Facility (Per Girl)   |                    | 0.06                 | 289      | 17.34         |
|           | <b>Sub total recurring</b>   |                    |                      |          | <b>264.30</b> |
|           | <b>TOTAL ( Non recurring + recurring)</b>  |                    |                      |          | <b>264.30</b> |

**Table 8.11 Activity wise Annual Work Plan & Budget 2013-14  
(Vocational Education)**

(Rs. in Lakhs)

| S.No.     | Activities  | Definition of unit | Proposal for 2013-14 |          |                |
|-----------|---|--------------------|----------------------|----------|----------------|
|           |   |                    | Unit Cost            | Physical | Fin            |
| <b>E</b>  | <b>VOCATIONAL EDUCATION</b>   |                    |                      |          |                |
|           | <b>Non-Recurring grant</b>  |                    |                      |          |                |
| <b>68</b> | <b>New Vocational school</b>  |                    |                      |          |                |
| 68.01     | Class Rooms   |                    | 13.25                | 116      | 1537.00        |
| 68.02     | Workshop / Laboratory   |                    | 27.00                | 58       | 1566.00        |
| 68.03     | Office Room   |                    | 13.25                | 29       | 384.25         |
|           | <b>Sub Total</b>  |                    |                      |          | <b>3487.25</b> |
| 68.04     | Tools, Equipments and furniture   |                    | 5.00                 | 58       | 290.00         |
| 68.05     | Computers   |                    | 3.00                 | 29       | 87.00          |
| 68.06     | Diesel generator set  |                    | 2.00                 | 29       | 58.00          |
|           | <b>Sub Total</b>  |                    |                      |          | <b>435.00</b>  |
| <b>69</b> | <b>Strengthening of existing Vocational schools</b>                     |                    |                      |          |                |
| 69.01     | Tools and Equipments  |                    | 0.00                 | 0        | 0.00           |
| 69.02     | Computers   |                    | 0.00                 | 0        | 0.00           |
| 69.03     | Diesel generator set  |                    | 0.00                 | 0        | 0.00           |
| 69.04     | Office Equipment and Furniture  |                    | 0.00                 | 0        | 0.00           |
| 69.05     | Contingencies   |                    | 0.00                 | 0        | 0.00           |
|           | <b>Sub Total</b>  |                    |                      |          | <b>0.00</b>    |
| <b>70</b> | <b>Tools and Equipments including computers for NGO/ Vos</b>            |                    |                      |          |                |
|           | <b>Total non Recurring</b>  |                    |                      |          | <b>3922.25</b> |
|           | <b>Recurring</b>  |                    |                      |          |                |
| <b>71</b> | <b>Staff for New vocational school</b>                                  |                    |                      |          |                |
| 71.01     | Salary for Vocational Coordinator (Regular)                             |                    | 4.20                 | 29       | 121.80         |
| 71.02     | Salary for Vocational teacher ( Contract)                               |                    | 10.00                | 116      | 1160.00        |
| 71.03     | Honorarium for Guest faculty  |                    | 1.00                 | 74       | 74.00          |
| 71.04     | Salary for lab assistant (contract)                                     |                    | 3.00                 | 37       | 111.00         |
| 71.05     | Salary for accountant cum clerk   |                    | 1.44                 | 29       | 41.76          |
| 71.06     | Salary for Helper   |                    | 0.96                 | 29       | 27.84          |
| 71.07     | Salary for Security personnel   |                    | 0.60                 | 29       | 17.40          |
|           | <b>Sub Total</b>  |                    |                      |          | <b>1553.80</b> |
| <b>72</b> | <b>Staff for Existing vocational school</b>                             |                    |                      |          |                |
| 72.01     | Salary for Vocational Coordinator (Regular)                             |                    | 0.00                 | 0        | 0.00           |
| 72.02     | Honorarium for Guest faculty  |                    | 0.00                 | 0        | 0.00           |
|           | <b>Sub Total</b>  |                    |                      |          | <b>0.00</b>    |
| <b>73</b> | <b>Staff for New vocational school sanctioned in previous year</b>      |                    |                      |          |                |
| 73.01     | Salary for Vocational Coordinator (Regular)                             |                    | 0.00                 | 0        | 0.00           |
| 73.02     | Salary for Vocational teacher ( Contract)                               |                    | 0.00                 | 0        | 0.00           |
| 73.03     | Honorarium for Guest faculty  |                    | 0.00                 | 0        | 0.00           |
| 73.04     | Salary for lab assistant (contract)                                     |                    | 0.00                 | 0        | 0.00           |
| 73.05     | Salary for accountant cum clerk   |                    | 0.00                 | 0        | 0.00           |
| 73.06     | Salary for Helper   |                    | 0.00                 | 0        | 0.00           |
| 73.07     | Salary for Security personnel   |                    | 0.00                 | 0        | 0.00           |
|           | <b>Sub Total</b>  |                    |                      |          | <b>0.00</b>    |
| <b>74</b> | <b>Staff for Existing vocational school Sanctioned in previous year</b> |                    |                      |          |                |
| 74.01     | Salary for Vocational Coordinator (Regular)                             |                    | 0.00                 | 0        | 0.00           |

| S.No.     | Activities  | Definition of unit | Proposal for 2013-14 |          |               |
|-----------|---|--------------------|----------------------|----------|---------------|
|           |   |                    | Unit Cost            | Physical | Fin           |
| 74.02     | Honorarium for Guest faculty  |                    | 0.00                 | 0        | 0.00          |
|           | <b>Sub Total</b>  |                    |                      |          | <b>0.00</b>   |
| <b>75</b> | <b>Staff for Vocational school under PPP mode</b>                                     |                    |                      |          |               |
| 75.01     | Salary for Vocational Coordinator (Regular)   |                    | 0.00                 | 0        | 0.00          |
| 75.02     | Salary for Vocational teacher (Contract)  |                    | 0.00                 | 0        | 0.00          |
| 75.03     | Honorarium for Guest faculty  |                    | 0.00                 | 0        | 0.00          |
| 75.04     | Salary for lab assistant (contract)   |                    | 0.00                 | 0        | 0.00          |
| 75.05     | Salary for accountant cum clerk   |                    | 0.00                 | 0        | 0.00          |
| 75.06     | Salary for Helper   |                    | 0.00                 | 0        | 0.00          |
| 75.07     | Salary for Security personnel   |                    | 0.00                 | 0        | 0.00          |
|           | <b>Sub Total</b>  |                    |                      |          | <b>0.00</b>   |
| <b>76</b> | <b>Staff for Vocational school under PPP mode sanctioned in previous years</b>        |                    |                      |          |               |
| 76.01     | Salary for Vocational Coordinator (Regular)   |                    | 0.00                 | 0        | 0.00          |
| 76.02     | Salary for Vocational teacher (Contract)  |                    | 0.00                 | 0        | 0.00          |
| 76.03     | Honorarium for Guest faculty  |                    | 0.00                 | 0        | 0.00          |
| 76.04     | Salary for lab assistant (contract)   |                    | 0.00                 | 0        | 0.00          |
| 76.05     | Salary for accountant cum clerk   |                    | 0.00                 | 0        | 0.00          |
| 76.06     | Salary for Helper   |                    | 0.00                 | 0        | 0.00          |
| 76.07     | Salary for Security personnel   |                    | 0.00                 | 0        | 0.00          |
|           | <b>Sub Total</b>  |                    |                      |          | <b>0.00</b>   |
| <b>77</b> | <b>Staff for NGO/ VO for under taking Innovative programmes</b>                       |                    |                      |          |               |
| 77.01     | Salary for Vocational Coordinator (Regular)   |                    | 0.00                 | 0        | 0.00          |
| 77.02     | Salary for Vocational teacher (Contract)  |                    | 0.00                 | 0        | 0.00          |
| 77.03     | Honorarium for Guest faculty  |                    | 0.00                 | 0        | 0.00          |
| 77.04     | Salary for lab assistant (contract)   |                    | 0.00                 | 0        | 0.00          |
|           | <b>Sub Total</b>  |                    |                      |          | <b>0.00</b>   |
| <b>78</b> | <b>Recurring support to new school</b>  |                    |                      |          |               |
| 78.01     | Raw material grant for new school per course  |                    | 1.50                 | 56       | 84.00         |
| 78.02     | Books, Software, Educational CDs etc. for new school                                  |                    | 0.15                 | 56       | 8.40          |
| 78.03     | Seed money for running of production cum training centres (PTCs) for new schools      |                    | 1.00                 | 29       | 29.00         |
| 78.04     | Office expenses / contingencies for new school  |                    | 2.40                 | 29       | 69.60         |
|           | <b>Sub Total</b>  |                    |                      |          | <b>191.00</b> |
| <b>79</b> | <b>Recurring support to existing VE school</b>  |                    |                      |          |               |
| 79.01     | Raw material grant for existing school per course                                     |                    | 0.00                 | 0        | 0.00          |
| 79.02     | Books, Software, Educational CDs etc. for existing school                             |                    | 0.00                 | 0        | 0.00          |
| 79.03     | Seed money for running of production cum training centres (PTCs) for existing schools |                    | 0.00                 | 0        | 0.00          |
| 79.04     | Minor repair for Existing school  |                    | 0.00                 | 0        | 0.00          |
| 79.05     | Office expenses / Contingencies for existing school                                   |                    | 0.00                 | 0        | 0.00          |
|           | <b>Sub Total</b>  |                    |                      |          | <b>0.00</b>   |

| S.No.     | Activities                                       | Definition of unit | Proposal for 2013-14 |          |                |
|-----------|--|--------------------|----------------------|----------|----------------|
|           |  |                    | Unit Cost            | Physical | Fin            |
| <b>80</b> | <b>Recurring support to NGO</b>                  |                    |                      |          |                |
| 80.01     | Raw material grant for NGO/VO                    |                    | 0.00                 | 0        | 0.00           |
| 80.02     | Books, Software, Educational CDs etc. for NGO/VO |                    | 0.00                 | 0        | 0.00           |
| 80.03     | Office expenses / Contingencies for NGO/ VO      |                    | 0.00                 | 0        | 0.00           |
|           | <b>Sub Total</b>                                 |                    |                      |          | <b>0.00</b>    |
| <b>81</b> | <b>Teacher Training</b>                          |                    |                      |          |                |
| 81.01     | In-service training of teachers (7 days)         |                    | 0.063                | 0        | 0.00           |
| 81.02     | Induction training of teachers (30 days)         |                    | 0.13                 | 116      | 15.08          |
|           | <b>Sub Total</b>                                 |                    |                      |          | <b>15.08</b>   |
| <b>82</b> | Other Activity                                   |                    |                      |          | <b>0.00</b>    |
| <b>83</b> | <b>MMER</b>                                      |                    |                      |          |                |
| 83.01     | Media & Publicity                                |                    |                      | 6        | 4.10           |
| 83.02     | Office Expenses                                  |                    |                      | 6        | 7.70           |
| 83.03     | Administration                                   |                    |                      | 5        | 12.30          |
| 83.04     | Others   |                    |                      | 3        | 3.60           |
|           | <b>Sub Total</b>                                 |                    |                      |          | <b>27.70</b>   |
|           | <b>Total Recurring</b>                           |                    |                      |          | <b>1787.58</b> |
|           | <b>TOTAL ( Non recurring + recurring)</b>        |                    |                      |          | <b>5709.83</b> |



## **Inclusive Education for the Disabled at Secondary Stage (IEDSS)**

### **Background:**

The students who have not had easy opportunity to be a part of main stream. The National Policy of Education (NPE) 1986 put some measures for physical and mental handicap with the general community as equal partners, encouraging them for normal growth and development to face life with confidence.

The Scheme of Integrated Education for the Disabled Children (IEDC) has been replaced by the scheme of Inclusive Education for the Disabled at Secondary Stage (IEDSS) with effect from 01.04.2009. The Scheme IEDC has meant to cover all classes in the school education stage. With the Coverage of children with special needs in the elementary stage under sarva Shiksha Abhiyan (SSA), the scheme of IEDC was replaced by IEDSS under which children with disability in the secondary stage (classes IX to XII). The objective of IEDSS is to enable the disabled children who have completed eight years as elementary education to continue their education at the secondary stage in inclusive environment in regular schools.

IEDSS scheme sponsored by central government and the scheme is 100 percent centrally tended.

The Scheme will cover all children of as 14 + paring out of elementary school and studding in secondary stage in government, local and government aided schools, with one or more disabilities as defined under the persons with disabilities Act (1995) and Natural Trust Act (1999).

**Aims and Objectives:**

The Centrally Sponsored IEDSS Scheme aims to:

- enable all students with disabilities completing eight years of elementary schooling an opportunity to complete four years of secondary schooling (classes IX to XII) in an inclusive and enabling environment
- Provide educational opportunities and facilities to students with disabilities in the general education system at the secondary level (classes IX to XII).
- Support the training of general school teachers to meet the needs of children with disabilities at the secondary level.

The objectives of the scheme will be to ensure that

- Every child with disability will be identified at the secondary level and his educational need assessed.
- Every student in need of aids and appliances, assistive devices, will be provided the same
- All architectural barriers in schools are removed so that students with disability have access to classrooms, laboratories, libraries and toilets in the school.
- Each student with disability will be supplied learning material as per his/ her requirement
- All general school teachers at the secondary level will be provided basic training to teach students with disabilities within a period of three to five years.
- Students with disabilities will have access to support services like the appointment of special educators, establishment of resource rooms in every block.
- Model schools are set up in every state to develop good replicable practices in inclusive education.

**Target Group:**

The scheme will cover all children of age 14+ passing out of elementary schools and studying in secondary stage in Government, local body and Government-aided schools, with one or more disabilities as defined under the Persons with Disabilities Act (1995) and the National Trust Act (1999) in the age group 14+ to 18+ (classes IX to XII), namely

- Blindness
- Low vision
- Leprosy cured
- Hearing impairment
- Locomotors disabilities
- Mental retardation
- Mental Illness
- Autism
- Cerebral Palsy

And may eventually cover (i) Speech impairment and (ii) Learning Disabilities, etc.

Girls with disabilities will receive special focus and efforts would be made under the scheme to help them gain access to secondary schools, as also to information and guidance for developing their potential.

**Type of Scheme:**

This is a centrally sponsored scheme under which the Central Government will assist the States/Union Territories and autonomous bodies of stature in the field of education in its implementation on the basis of the criteria laid down. Assistance for all the items covered in the scheme will be on 100 per cent basis but assistance for the programme would be subject to policy guidelines issued and initiatives

to be taken by the appropriate government for implementing the educational provisions of the P.W.D. Act.

**Components of the Scheme:**

1. It is proposed to provide for educational facilities under this scheme for all children with disabilities that are included in general schools at the secondary and senior secondary level (classes IX to XII).
2. The Scheme will include assistance for two kinds of components, viz.:-
  - I. Student-oriented components, and
  - II. Other components (e.g. those relating to infrastructure, teacher training, awareness generation, etc.)

For the first group of components, it is proposed to provide assistance to States/ Union Territories / Autonomous bodies @ Rs.3000/- per disabled child per annum for specified items, **The State Government will provide a top up of Rs.600/- per child per annum towards scholarship for each child.**

**Institutional Arrangement for Implementation:**

IEDSS scheme implemented in the state from 2010-11. According to guideline of GOI, Administrative Cell constituted at State level to exercise the work and achieve the goal of scheme. The profile of Administrative Cell as follows-

**Table 1 Staff Position in Administrative Cell**

| <b>S.N.</b> | <b>Designation</b> | <b>Pay Scale/ Grade pay</b> | <b>No. of Sanctioned Post</b> |
|-------------|--------------------|-----------------------------|-------------------------------|
| 1           | Deputy Director    | 15600-39100 +6600           | 01                            |
| 2           | Psychologist       | Out Sourcing                | 01                            |
| 3           | Stenographer       | Out Sourcing                | 01                            |
| 4           | LDC                | Out Sourcing                | 01                            |

### **Linkages with other departments and NGO:**

In Uttarakhand many National level institution are working in the field of disabilities. Their help are being taken in different activities of IEDSS scheme. Identification and distribution of disability certificate become possible with the help of Chief Medical Officers of respective districts. The orientation of teachers , 05 days programme conducted at district level with the help of Govt. institutions like National Institute for Visually Handicapped(NIVH), National Institute for Orthopedically Handicapped (NIOH) and NGOs working in the field of disabilities. The experts from these institutions are also the member of State Co-ordination Committee/State Resource Group (SRG).

**Table 2 Institutes, Schools and NGOs Working in Uttarakhand**

| <b>SNO</b> | <b>Name of NGOs</b>                             | <b>Area of work</b>   |
|------------|---|---|
| 1          | National Institute for the Visually Handicapped | Education & Vocational Training for people with visual impairment.  |
| 2          | Sharp Memorial School for Blind                 | Education Adult and Children with visual impairment. Foundation Course study centre M P Bhuj                      |
| 3          | Bajaj Institute of Hearing impairment           | Education Children with Hearing impairment. State Resource Centre   |
| 4          | Cheshire Home                                   | Providing residential & other facilities to people with mental & physical disabilities, Early Intervention Centre |
| 5          | Raphael Home                                    | Hostel day centre for people with mental disability, Dyslexia unit  |
| 6          | Latika Roy Foundation                           | Early Intervention through therapy and education for children with multiple disabilities                          |
| 7          | Gokul Society for Handicaped                    | Education Vocational Training & plastic Surgery Children with physical disability                                 |
| 8          | Happy Family Health care & research             | Mental & physical disabilities, Early Intervention Centre.  |
| 9          | Karuna Vihar                                    | Special school for Kids with mild to moderate learning difficulties 5-14 years                                    |
| 10         | Nanhi Duniya                                    | Special school for Deaf & Dumb.   |
| 11         | Jyoti Mansic Viklang Vidyalaya                  | Special school for mental disability  |
| 12         | Laxman Ram Dahiya Memorial Punarvash Sanstha    | Special school for mental disability & L D.   |
| 13         | Omkeshav Swechhik Sansthan                      | Special school for mental disability & L D.   |

| <b>SNO</b> | <b>Name of NGOs</b>                                  | <b>Area of work</b>  |
|------------|--|--|
| 14         | Indira Gandhi Rastriya Chetna Kendra                 | Special school for physical disabilities. Foundation Course study centre M P Bhuj            |
| 15         | Ajaranand Anndh Vidyalaya                            | Providing residential & other facilities Education Adult and Children with visual impairment |
| 16         | Magal Deep Vidya Mandir Khatyari Almora              | Special school for mental disability & children with multiple disabilities                   |
| 17         | Sharp Samiti Chamoli                                 | Parents Counseling, Home base training   |
| 18         | UNECS reaserch& devolepment sociaty Bilona Bageshwar | Parents Counseling. Home base training. Foundation Course study centre M P Bhuj              |
| 19         | U.S.R. Indu samiti Ramnagar.Nainital                 | Parents Counseling. Home base training   |
| 20         | Vijaya Public School. Naogawn Uttarkashi             | Education General and Children with visual impairment.                                       |

**Table 3 Recognized training centre by Rehabilitation council of India, New Delhi in Uttarakhand**

| <b>S.No.</b> | <b>Name of Govt. Institutes/ NGOs</b>                  | <b>Mobile No.</b>        |
|--------------|--|--------------------------|
| 1            | Sharp Memorial School for The Blind, Rajpur, Dehradun  | 0135-2734238, 9319062723 |
| 2            | Raphael Home, Dehradun                                 | 0135-2673949,9897297027  |
| 3            | Indira Gandhi Rastriya Chetna Kendra, Raiwala Dehradun | 0135-2733009, 9358110664 |
| 4            | UNECS reasearch & development society Bilona Bageshwar | 9412314517               |
| 5            | DIET Dehradun  | 0135-2781572, 9412987984 |
| 6            | DIET Roorkee, Haridwar                                 | 9819224578               |
| 7            | DIET, Bheemtal, Nainital                               | 9411102206               |

**Table 4 Members of State Co-ordination Committee SCC/SRG**

| <b>S.N.</b> | <b>Name</b>         | <b>Address</b>                                       | <b>Designation</b>        | <b>E-mail</b>                | <b>Mobile No.</b> |
|-------------|---------------------|--|---------------------------|------------------------------|-------------------|
| 1           | Ms. Sumana Samuel   | Sharp Memorial School for Blind Rajpur Road          | Low vision coordinator    | Sharpmemorial.1887@gmail.com | 9358103543        |
| 2           | Mrs. Anjali Agarwal | Bajaj institute of Learning 155,Rajpur Road Dehradun | Expert                    | Anjalie24@gmail.com          | 9359948955        |
| 3           | Mr. Dipto Mitra     | NIOH Rajpur Road Dehradun                            | Officer in charge         | niohrc @ gmail.com           | 9456771067        |
| 4           | Priyo Lall          | Raphael, P.O. 157, Mohini                            | Head of special Education | priyo.lall@gmail.com         | 9897297027        |

| S.N. | Name                       | Address  | Designation                    | E-mail                                    | Mobile No.   |
|------|----------------------------|--|--------------------------------|---|--------------|
|      |                            | Road, Last, Dehradun   |                                |   |              |
| 5    | Mrs Manju Shighaniya       | Latika Roy foundation, 369, Phase -I, Basant Vihar, Dehradun | Director Training              | singhania.manju@gmail.com                 | 9412900546   |
| 6    | Mamta Gupta                | Cheshire Home, 16 Pritam Road, Dalanwala, Dehradun           | Superintendent Expert M.R.     | mamtarajat@yahoo.com                      | 9897339333   |
| 7    | Mr Jagdish Lakhera         | NIVH Rajpur Road Dehradun                                    | Training and Placement Officer | fax- 0135-2734157<br>jlakhera43@gmail.com | 9412053356   |
| 8    | Mr. Kamal veer singh       | NIVH Rajpur Road Dehradun                                    | Principal                      | —   | 0135-2526053 |
| 9    | Mr. Surendra kumar Dhalwal | NIVH Rajpur Road Dehradun                                    | Lecturer clinical psychology   | dhalwalsk@gmail.com                       | 9412053116   |

### State Interventions

State Govt. provided Rs. 600.00 per child per annum to all children with special need having disability certificate of 40% and more than 40%.

Due to non release of funds from GOI for consecutive two years 2011-12& 2012-13 no other incentive could provided to children.

### Progress Overview

**Table 5 Total funds status released by GOI**

| S. No. | Year    | Sanctioned amount from GOI(in Lakh) | Released amount from GOI(in Lakh) | Utilized amount (in Lakh) | Remark  |
|--------|---------|-------------------------------------|-----------------------------------|---------------------------|---|
| 1.     | 2010-11 | 279                                 | 139.91                            | —                         | GOI released on 28 <sup>th</sup> March 2011. So amount could not utilized in 2010-11. |
| 2.     | 2011-12 | 788                                 | —                                 | 118.398                   | The released amount of 2010-11 has been utilized                                      |
| 3.     | 2012-13 | 492                                 | —                                 | —                         | Funds not Released  |

The Govt. Of India for year 2010-11 has released Rs.139.91 Lakhs on dated 28<sup>th</sup> March 2011. The State Govt. has released this amount on 25<sup>th</sup> August 2011. The amount Rs.139.91 Lakhs has been utilized in the sanctioned activities for year 2010-11 and 2011-12 as follows-

**Table 6 Approved Activities and Achievement**

| <b>S. No.</b>  | <b>Name of Activity</b>                               | <b>Sanctioned for year</b> | <b>Amount Utilized (in Lakhs)</b> | <b>Achievement</b>   |
|--|---|----------------------------|-----------------------------------|--|
| 1.   | Construction of 95 Resource Rooms                     | 2010-11                    | 62.7                              | 35 Resource rooms completed and remaining about to complete. |
| <b>Total amount utilized for the activities of 2010-11 (A)</b> |   |                            | <b>62.7</b>                       |  |
| 2.   | Assessment of 1774 Children                           | 2011-12                    | 3.548                             | 1774 children assessed                                       |
| 3.   | Orientation Programme for 310 Teachers                | 2011-12                    | 4.65                              | 310 teachers oriented  |
| 4.   | Construction of Ramp-Railing and Barrier free Toilets | 2011-12                    | 47.5                              | 95 barrier free toilets and ramp railing constructed.        |
| <b>Total amount utilized for the activities of 2011-12 (B)</b> |   |                            | <b>55.698</b>                     |  |
| <b>Grand Total (A+B)</b>                                       |   |                            | <b>118.398</b>                    |  |

The amount Rs.55.698 Lakhs has been utilized for the sanctioned activities of 2011-12 in the expectation of release from Govt.of India. The Govt. of India has sanctioned Rs.788.43 Lakhs for 2011-12 in different activities but not released any amount for 2011-12.

**Financial Status for Year 2012-13:**

The Govt. of India for year 2012-13 has appraised the financial proposal of Uttarakhand on dated 18-10-12 and sanctioned Rs.4.92 Crore in different activities , but GOI not released funds for 2012-13.



**Major Issues:**

1. The GOI has instructed that the funds for 2012-13 would only released after the submission of Audited reports, Progress report and Utilization certificate.

Audited reports, Progress report and Utilization certificate have already been submitted before GOI on dated 3<sup>rd</sup> of December 2012 but still no funds have been released from GOI.

2. For sanctioned activity construction of 95 resource rooms for year 2010-11 Rs.62.7 Lakhs has been released to construction agencies. In this activity GOI sanctioned Rs. 190.00 Lakhs for 95 resource rooms @ Rs.2.00 Lakhs per resource room. The construction of resource rooms is about to complete and the constructing agencies repeatedly asking for remaining amount. Rs. 127.3Lakhs still awaited from from GOI for construction of resource rooms.

To release the remaining amount to constructing agencies, Rs 54.63 lakhs has been taken from RMSA as a loan.

3. Due to lack of funds the 95 special education teachers are not being appointed. To appoint the special education would be possible after the release of funds from GO

**Removal of architectural barriers for improving access:**

In first phase barrier free toilets and ramp and railings have been constructed in 95 schools to access the school premises without help. In those 95 schools, resource rooms are also being constructed with help of constructing agencies. Barrier free toilets and ramp and railings constructed with the help of SMDC. To provide quality education to children, 05 days orientation of 310 teachers, conducted at district level with the help of Govt. institutions like National Institute for Visually Handicapped (NIVH), National Institute for

Orthopedically Handicapped (NIOH) and NGOs working in the field of disabilities.

**Table 7 List of 95 Schools where Barrier Toilets and Ramp & Railing Construction**

| S.No. | District    | Name of Block   | Name of the school        |
|-------|-------------|-----------------|---------------------------|
| 1     | U.S. Nagar  | Khatima         | Tharu G.I.C. Khatima      |
| 2     |             | Sitarganj       | G.I.C. Sitarganj          |
| 3     |             | Rudarpur        | A.N. Jha G.I.C. Rudrapur  |
| 4     |             | Gadapur         | G.I.C. Gadapur            |
| 5     |             | Bajpur          | G.G.I.C. Bajpur           |
| 6     |             | Kashipur        | G.G.I.C Kashipur          |
| 7     |             | Jaspur          | G.G.I.C. Jaspur           |
| 8     | Dehradun    | Chakrata        | G.I.C. Kwansi             |
| 9     |             | Kalsi           | G.I.C. kalsi              |
| 10    |             | Vikasnagar      | G.I.C. herbetpur          |
| 11    |             | Sahaspur        | G.I.C. Selaqui            |
| 12    |             | Raipur          | G.I.C. Mehuwala           |
| 13    |             | Doiwala         | G.I.C. Baronwala          |
| 14    | Bageshwar   | Bageshwar       | V.M.J.S. G.I.C. Bageshwar |
| 15    |             | Garur           | G.I.C. Vagula             |
| 16    |             | kapkot          | G.H.S.S Udham sthal       |
| 17    | Pithoragarh | Bin             | S.D.S.G.I.C. Pithoragarh  |
| 18    |             | Munakot         | G.I.C. Pipal kot          |
| 19    |             | Kanalichina     | G.I.C. kanalichina        |
| 20    |             | Didihat         | G.I.C. Didihat            |
| 21    |             | Dharchula       | G.I.C. Dharchula          |
| 22    |             | Munsyari        | G.I.C. Munsyari           |
| 23    |             | Berinag         | G.I.C. Berinag            |
| 24    |             | Gangolighat     | G.I.C. Gangolighat        |
| 25    | Rudraprayag | Agastyamuni     | G.I.C. Agastyamuni        |
| 26    |             | Jakholi         | G.I.C. Ramashram          |
| 27    |             | Ukhimath        | G.I.C. Ukhimath           |
| 28    | Chamoli     | Dasholi         | G.I.C. Alkapuri           |
| 29    |             | Dewal           | G.I.C. Boragarh           |
| 30    |             | Gairsain        | G.I.C. Gairsain           |
| 31    |             | Ghat            | G.I.C. Bangbagar          |
| 32    |             | Joshimath       | G.G.I.C. Joshimath        |
| 33    |             | Karanprayag     | G.I.C. Gauchar            |
| 34    |             | Narayan Bagar   | G.I.C. Narayanbagar       |
| 35    |             | Pokhari         | G.I.C. Nagnath Pokhri     |
| 36    |             | Tharali         | G.I.C. Tharali            |
| 37    |             | Nainital        | Okhalkanda                |
| 38    | Dhari       |                 | G.I.C. Dhanaculi          |
| 39    | Ramgarh     |                 | G.I.C. Ramgarh            |
| 40    | Kotabagh    |                 | G.I.C. Kotabagh           |
| 41    | Ramnagar    |                 | G.G.I.C. Ramnagar         |
| 42    | Betalghat   |                 | G.I.C. Betalghat          |
| 43    | Bhimtaal    |                 | G.G.I.C. Bhimtaal         |
| 44    | Haldwani    | G.I.C. Katghari |                           |

| <b>S.No.</b> | <b>District</b>  | <b>Name of Block</b> | <b>Name of the school</b> |
|--------------|------------------|----------------------|---------------------------|
| 45           | Champawat        | Barakot              | G.I.C. Barakot            |
| 46           |                  | Champawat            | G.G.I.C. Champawat        |
| 47           |                  | Lohaghat             | G.I.C. Lohaghat           |
| 48           |                  | Pati                 | G.I.C. Pati               |
| 49           | Uttarkashi       | Bhatwari             | G.I.C. Bhatwari           |
| 50           |                  | Chiniyalisaur        | G.I.C. Chiniyalisaur      |
| 51           |                  | Dunda                | G.I.C. Dunda              |
| 52           |                  | Naugaun              | G.I.C. Naugaun            |
| 53           |                  | Purola               | G.I.C. Hudoli             |
| 54           |                  | Mori                 | G.I.C. Naituar            |
| 55           | Tehri<br>Garhwal | Bhilangana           | G.I.C. Ghumetidhar        |
| 56           |                  | Chamba               | G.G.I.C. Chamba`          |
| 57           |                  | Devprayag            | G.I.C. Hindokhal          |
| 58           |                  | Jakhanidhar          | G.I.C. Jakhanidhar        |
| 59           |                  | Jaunpur              | G.I.C. Thatyur            |
| 60           |                  | Kirtinagar           | G.I.C. Kirtinagar         |
| 61           |                  | Narendranagar        | G.I.C. Narendranagar      |
| 62           |                  | Pratapnagar          | G.I.C. Lambgaun           |
| 63           |                  | Thauldhar            | G.I.C. Cham               |
| 64           | Pauri<br>Garhwal | Pauri                | G.G.H.S. Pauri            |
| 65           |                  | Khirsu               | G.G.I.C. Shrinagar        |
| 66           |                  | Pabau                | G.I.C. Pabau              |
| 67           |                  | Kot                  | G.I.C. Kot                |
| 68           |                  | Kaljikhhal           | G.I.C. Kaljikhhal         |
| 69           |                  | Pokhara              | G.I.C. Pokhara            |
| 70           |                  | Dugadda              | G. G.I.C. Kotdwar         |
| 71           |                  | Rikhaikhhal          | G.I.C. Rikhanikhhal       |
| 72           |                  | Birokhal             | G.I.C. Baijaron           |
| 73           |                  | Jayharikhhal         | G.I.C. Jayharikhhal       |
| 74           |                  | Naindanda            | G.I.C. Dhumakot           |
| 75           |                  | Thalisain            | G.I.C. Thalisain          |
| 76           |                  | Dwarikhhal           | G.I.C. Chelusain          |
| 77           |                  | Yamkeshvar           | G.I.C. Paranda            |
| 78           |                  | Ekeshwar             | G.I.C. Naugaonkhal        |
| 79           | Haridwar         | Bahadrabad           | G.G.I.C. Jwalapur         |
| 80           |                  | Khanpur              | G.H.S. Govardhanpur       |
| 81           |                  | Laksar               | G.I.C. Mundakhera Kalan   |
| 82           |                  | Narsan               | G.G.H.S. Landhaura        |
| 83           |                  | Roorkee              | G.H.S. Beldi              |
| 84           | Bhagwanpur       | G.I.C. Iqbalpur      |                           |
| 85           | Almora           | Bhikiyasain          | G.I.C. Bhikigasain        |
| 86           |                  | Chaukhutiya          | G.I.C. Patalgaon          |
| 87           |                  | Dhauladevi           | G.I.C. Bhanoli            |
| 88           |                  | Sult                 | G.G.I.C. Sult Dewayal     |
| 89           |                  | Syaldey              | G.I.C. Syaldey            |
| 90           |                  | Takula               | G.I.C. Garnath            |
| 91           |                  | Tarikhhet            | G.I.C. Tarikhhet          |
| 92           |                  | Daurahat             | G.I.C. Dwarahot           |
| 93           |                  | Hawalbag             | G.I.C. Dhiya              |
| 94           |                  | Lamgarha             | G.G.H.S. Kanara           |
| 95           |                  | Bhaisyachhana        | G.I.C. Dhaulchhana        |

- **95 Resource Rooms are being constructed in the State ,but due to non release of funds the construction work is suffering.**

**Table 8 Fund status for 95 Resource Rooms**

| <b>S. N.</b> | <b>District</b> | <b>Name of Block</b> | <b>Name of the school</b> | <b>Sanc. amount (lakh)</b> | <b>Released amount (lakh)</b> | <b>Remaini ng amount (lakh)</b> |
|--------------|-----------------|----------------------|---------------------------|----------------------------|-------------------------------|---------------------------------|
| 1            | U.S. Nagar      | Khatima              | Tharu G.I.C. Khatima      | 2.00                       | .66                           | 1.34                            |
| 2            |                 | Sitarganj            | G.I.C. Sitarganj          | 2.00                       | .66                           | 1.34                            |
| 3            |                 | Rudarpur             | A.N. Jha G.I.C. Rudrapur  | 2.00                       | .66                           | 1.34                            |
| 4            |                 | Gadapur              | G.I.C. Gadapur            | 2.00                       | .66                           | 1.34                            |
| 5            |                 | Bajpur               | G.G.I.C. Bajpur           | 2.00                       | .66                           | 1.34                            |
| 6            |                 | Kashipur             | G.G.I.C Kashipur          | 2.00                       | .66                           | 1.34                            |
| 7            |                 | Jaspur               | G.G.I.C. Jaspur           | 2.00                       | .66                           | 1.34                            |
| 8            | Dehradun        | Chakrata             | G.I.C. Kwansi             | 2.00                       | .66                           | 1.34                            |
| 9            |                 | Kalsi                | G.I.C. kalsi              | 2.00                       | .66                           | 1.34                            |
| 10           |                 | Vikasnagar           | G.I.C. herbetpur          | 2.00                       | .66                           | 1.34                            |
| 11           |                 | Sahaspur             | G.I.C. Selaqui            | 2.00                       | .66                           | 1.34                            |
| 12           |                 | Raipur               | G.I.C. Mehuwala           | 2.00                       | .66                           | 1.34                            |
| 13           |                 | Doiwala              | G.I.C. Baronwala          | 2.00                       | .66                           | 1.34                            |
| 14           | Bageshwar       | Bageshwar            | V.M.J.S. G.I.C. Bageshwar | 2.00                       | .66                           | 1.34                            |
| 15           |                 | Garur                | G.I.C. Vagula             | 2.00                       | .66                           | 1.34                            |
| 16           |                 | kapkot               | G.H.S.S Udham sthal       | 2.00                       | .66                           | 1.34                            |
| 17           | Pithoragar h    | Bin                  | S.D.S.G.I.C. Pithoragarh  | 2.00                       | .66                           | 1.34                            |
| 18           |                 | Munakot              | G.I.C. Pipal kot          | 2.00                       | .66                           | 1.34                            |
| 19           |                 | Kanalichina          | G.I.C. kanalichina        | 2.00                       | .66                           | 1.34                            |
| 20           |                 | Didihat              | G.I.C. Didihat            | 2.00                       | .66                           | 1.34                            |
| 21           |                 | Dharchula            | G.I.C. Dharchula          | 2.00                       | .66                           | 1.34                            |
| 22           |                 | Munsyari             | G.I.C. Munsyari           | 2.00                       | .66                           | 1.34                            |
| 23           |                 | Berinag              | G.I.C. Berinag            | 2.00                       | .66                           | 1.34                            |
| 24           |                 | Gangolighat          | G.I.C. Gangolighat        | 2.00                       | .66                           | 1.34                            |
| 25           | Rudrapray ag    | Agastyamuni          | G.I.C. Agastyamuni        | 2.00                       | .66                           | 1.34                            |
| 26           |                 | Jakholi              | G.I.C. Ramashram          | 2.00                       | .66                           | 1.34                            |
| 27           |                 | Ukhimath             | G.I.C. Ukhimath           | 2.00                       | .66                           | 1.34                            |
| 28           | Chamoli         | Dasholi              | G.I.C. Alkapuri           | 2.00                       | .66                           | 1.34                            |
| 29           |                 | Dewal                | G.I.C. Boragarh           | 2.00                       | .66                           | 1.34                            |
| 30           |                 | Gairsain             | G.I.C. Gairsain           | 2.00                       | .66                           | 1.34                            |
| 31           |                 | Ghat                 | G.I.C. Bangbagar          | 2.00                       | .66                           | 1.34                            |
| 32           |                 | Joshimath            | G.G.I.C. Joshimath        | 2.00                       | .66                           | 1.34                            |
| 33           |                 | Karanprayag          | G.I.C. Gauchar            | 2.00                       | .66                           | 1.34                            |
| 34           |                 | Narayan Bagar        | G.I.C. Narayanbagar       | 2.00                       | .66                           | 1.34                            |
| 35           |                 | Pokhari              | G.I.C. Nagnath Pokhri     | 2.00                       | .66                           | 1.34                            |
| 36           |                 | Tharali              | G.I.C. Tharali            | 2.00                       | .66                           | 1.34                            |
| 37           | Okhalkanda      | G.I.C. Okhalkanda    | 2.00                      | .66                        | 1.34                          |                                 |

| <b>S. N.</b> | <b>District</b> | <b>Name of Block</b> | <b>Name of the school</b> | <b>Sanc. amount (lakh)</b> | <b>Released amount (lakh)</b> | <b>Remaining amount (lakh)</b> |
|--------------|-----------------|----------------------|---------------------------|----------------------------|-------------------------------|--------------------------------|
| 38           | Nainital        | Dhari                | G.I.C. Dhanaculi          | 2.00                       | .66                           | 1.34                           |
| 39           |                 | Ramgarh              | G.I.C. Ramgarh            | 2.00                       | .66                           | 1.34                           |
| 40           |                 | Kotabagh             | G.I.C. Kotabagh           | 2.00                       | .66                           | 1.34                           |
| 41           |                 | Ramnagar             | G.G.I.C. Ramnagar         | 2.00                       | .66                           | 1.34                           |
| 42           |                 | Betalghat            | G.I.C. Betalghat          | 2.00                       | .66                           | 1.34                           |
| 43           |                 | Bhimtaal             | G.G.I.C. Bhimtaal         | 2.00                       | .66                           | 1.34                           |
| 44           |                 | Haldwani             | G.I.C. Katghari           | 2.00                       | .66                           | 1.34                           |
| 45           |                 | Champawat            | Barakot                   | G.I.C. Barakot             | 2.00                          | .66                            |
| 46           | Champawat       |                      | G.G.I.C. Champawat        | 2.00                       | .66                           | 1.34                           |
| 47           | Lohaghat        |                      | G.I.C. Lohaghat           | 2.00                       | .66                           | 1.34                           |
| 48           | Pati            |                      | G.I.C. Pati               | 2.00                       | .66                           | 1.34                           |
| 49           | Uttarkashi      | Bhatwari             | G.I.C. Bhatwari           | 2.00                       | .66                           | 1.34                           |
| 50           |                 | Chiniyalisaur        | G.I.C. Chiniyalisaur      | 2.00                       | .66                           | 1.34                           |
| 51           |                 | Dunda                | G.I.C. Dunda              | 2.00                       | .66                           | 1.34                           |
| 52           |                 | Naugaun              | G.I.C. Naugaun            | 2.00                       | .66                           | 1.34                           |
| 53           |                 | Purola               | G.I.C. Hudoli             | 2.00                       | .66                           | 1.34                           |
| 54           |                 | Mori                 | G.I.C. Naituar            | 2.00                       | .66                           | 1.34                           |
| 55           | Tehri Garhwal   | Bhilangana           | G.I.C. Ghumetidhar        | 2.00                       | .66                           | 1.34                           |
| 56           |                 | Chamba               | G.G.I.C. Chamba           | 2.00                       | .66                           | 1.34                           |
| 57           |                 | Devprayag            | G.I.C. Hindokhal          | 2.00                       | .66                           | 1.34                           |
| 58           |                 | Jakhanidhar          | G.I.C. Jakhanidhar        | 2.00                       | .66                           | 1.34                           |
| 59           |                 | Jaunpur              | G.I.C. Thatyur            | 2.00                       | .66                           | 1.34                           |
| 60           |                 | Kirtinagar           | G.I.C. Kirtinagar         | 2.00                       | .66                           | 1.34                           |
| 61           |                 | Narendranagar        | G.I.C. Narendranagar      | 2.00                       | .66                           | 1.34                           |
| 62           |                 | Pratapnagar          | G.I.C. Lambgaun           | 2.00                       | .66                           | 1.34                           |
| 63           | Thauldhar       | G.I.C. Cham          | 2.00                      | .66                        | 1.34                          |                                |
| 64           | Pauri Garhwal   | Pauri                | G.G.H.S. Pauri            | 2.00                       | .66                           | 1.34                           |
| 65           |                 | Khirsu               | G.G.I.C. Shrinagar        | 2.00                       | .66                           | 1.34                           |
| 66           |                 | Pabau                | G.I.C. Pabau              | 2.00                       | .66                           | 1.34                           |
| 67           |                 | Kot                  | G.I.C. Kot                | 2.00                       | .66                           | 1.34                           |
| 68           |                 | Kaljikhhal           | G.I.C. Kaljikhhal         | 2.00                       | .66                           | 1.34                           |
| 69           |                 | Pokhara              | G.I.C. Pokhara            | 2.00                       | .66                           | 1.34                           |
| 70           |                 | Dugadda              | G. G.I.C. Kotdwar         | 2.00                       | .66                           | 1.34                           |
| 71           |                 | Rikhaikhhal          | G.I.C. Rikhanikhhal       | 2.00                       | .66                           | 1.34                           |
| 72           |                 | Birokhal             | G.I.C. Baijaron           | 2.00                       | .66                           | 1.34                           |
| 73           |                 | Jayharikhhal         | G.I.C. Jayharikhhal       | 2.00                       | .66                           | 1.34                           |
| 74           |                 | Naindanda            | G.I.C. Dhumakot           | 2.00                       | .66                           | 1.34                           |
| 75           |                 | Thalisain            | G.I.C. Thalisain          | 2.00                       | .66                           | 1.34                           |
| 76           |                 | Dwarikhhal           | G.I.C. Chelusain          | 2.00                       | .66                           | 1.34                           |
| 77           |                 | Yamkeshvar           | G.I.C. Paranda            | 2.00                       | .66                           | 1.34                           |
| 78           |                 | Ekeshwar             | G.I.C. Naugaonkhal        | 2.00                       | .66                           | 1.34                           |
| 79           | Haridwar        | Bahadrabad           | G.G.I.C. Jwalapur         | 2.00                       | .66                           | 1.34                           |
| 80           |                 | Khanpur              | G.H.S. Govardhanpur       | 2.00                       | .66                           | 1.34                           |
| 81           |                 | Laksar               | G.I.C. Mundakhera Kalan   | 2.00                       | .66                           | 1.34                           |
| 82           |                 | Narsan               | G.G.H.S. Landhaura        | 2.00                       | .66                           | 1.34                           |

| <b>S. N.</b> | <b>District</b> | <b>Name of Block</b> | <b>Name of the school</b> | <b>Sanc. amount (lakh)</b> | <b>Released amount (lakh)</b> | <b>Remaining amount (lakh)</b> |
|--------------|-----------------|----------------------|---------------------------|----------------------------|-------------------------------|--------------------------------|
| 83           |                 | Roorkee              | G.H.S. Beldi              | 2.00                       | .66                           | 1.34                           |
| 84           |                 | Bhagwanpur           | G.I.C. Iqbalpur           | 2.00                       | .66                           | 1.34                           |
| 85           | Almora          | Bhikiyasain          | G.I.C. Bhikigasain        | 2.00                       | .66                           | 1.34                           |
| 86           |                 | Chaukhutiya          | G.I.C. Patalgaon          | 2.00                       | .66                           | 1.34                           |
| 87           |                 | Dhauladevi           | G.I.C. Bhanoli            | 2.00                       | .66                           | 1.34                           |
| 88           |                 | Sult                 | G.G.I.C. Sult Dewayal     | 2.00                       | .66                           | 1.34                           |
| 89           |                 | Syaldey              | G.I.C Syaldey             | 2.00                       | .66                           | 1.34                           |
| 90           |                 | Takula               | G.I.C Garnath             | 2.00                       | .66                           | 1.34                           |
| 91           |                 | Tarikhet             | G.I.C Tarikhet            | 2.00                       | .66                           | 1.34                           |
| 92           |                 | Daurahat             | G.I.C Dwarahot            | 2.00                       | .66                           | 1.34                           |
| 93           |                 | Hawalbag             | G.I.C Dhiya               | 2.00                       | .66                           | 1.34                           |
| 94           |                 | Lamgarha             | G.G.H.S.Kanara            | 2.00                       | .66                           | 1.34                           |
| 95           |                 | Bhaisyachhana        | G.I.C. Dhaulchhana        | 2.00                       | .66                           | 1.34                           |
|              | <b>Total</b>    |                      |                           | <b>190.00</b>              | <b>62.7</b>                   | <b>127.3</b>                   |

**Table 9 Status of Identification and Enrolment of Disabled Children (Disability Wise)**

| S. No.       | District    | Blindness |           |           | Low Vision |            |            | Leprosy Cured |          |          | Hearing impairment |           |            | Locomotors disabilities |            |             | Mental retardation |           |           |
|--------------|-------------|-----------|-----------|-----------|------------|------------|------------|---------------|----------|----------|--------------------|-----------|------------|-------------------------|------------|-------------|--------------------|-----------|-----------|
|              |             | B         | G         | T         | B          | G          | T          | B             | G        | T        | B                  | G         | T          | B                       | G          | T           | B                  | G         | T         |
| 1            | ALMORA      | 0         | 0         | 0         | 6          | 10         | 16         | 0             | 0        | 0        | 5                  | 4         | 9          | 49                      | 34         | 83          | 7                  | 2         | 9         |
| 2            | BAGESHWAR   |           |           | 0         | 16         | 15         | 31         |               |          | 0        | 14                 | 7         | 21         | 18                      | 21         | 39          |                    |           | 0         |
| 3            | CHAMOLI     | 0         | 0         | 0         | 30         | 16         | 46         | 0             | 0        | 0        | 11                 | 10        | 21         | 39                      | 37         | 76          | 1                  | 0         | 1         |
| 4            | CHAMPAWAT   | 1         | 2         | 3         | 15         | 10         | 25         | 0             | 0        | 0        | 5                  | 3         | 8          | 25                      | 21         | 46          | 2                  | 1         | 3         |
| 5            | DEHRADUN    | 10        | 9         | 19        | 25         | 32         | 57         | 0             | 0        | 0        | 8                  | 4         | 12         | 48                      | 40         | 88          | 1                  | 1         | 2         |
| 6            | HARIDWAR    | 0         | 0         | 0         | 3          | 11         | 14         | 0             | 0        | 0        | 3                  | 1         | 4          | 58                      | 41         | 99          | 0                  | 0         | 0         |
| 7            | NAINITAL    | 0         | 0         | 0         | 41         | 59         | 100        | 0             | 0        | 0        | 13                 | 12        | 25         | 44                      | 33         | 77          | 0                  | 0         | 0         |
| 8            | PAURI       | 0         | 0         | 0         | 68         | 46         | 114        | 0             | 0        | 0        | 33                 | 17        | 50         | 70                      | 47         | 117         | 8                  | 2         | 10        |
| 9            | PITHORAGARH | 0         | 0         | 0         | 34         | 34         | 68         | 0             | 0        | 0        | 4                  | 5         | 9          | 69                      | 49         | 118         | 2                  | 3         | 5         |
| 10           | RUDRAPRAYAG | 0         | 0         | 0         | 23         | 18         | 41         | 0             | 0        | 0        | 6                  | 9         | 15         | 37                      | 21         | 58          | 3                  | 3         | 6         |
| 11           | TEHRI       | 0         | 1         | 1         | 19         | 14         | 33         | 0             | 1        | 1        | 15                 | 8         | 23         | 24                      | 16         | 40          | 4                  | 2         | 6         |
| 12           | U.S. NAGAR  | 0         | 0         | 0         | 11         | 22         | 33         | 0             | 0        | 0        | 7                  | 8         | 15         | 146                     | 95         | 241         | 0                  | 0         | 0         |
| 13           | UTTARKASHI  | 0         | 0         | 0         | 13         | 10         | 23         | 0             | 0        | 0        | 7                  | 7         | 14         | 28                      | 34         | 62          | 0                  | 0         | 0         |
| <b>TOTAL</b> |             | <b>11</b> | <b>12</b> | <b>23</b> | <b>304</b> | <b>297</b> | <b>601</b> | <b>0</b>      | <b>1</b> | <b>1</b> | <b>131</b>         | <b>95</b> | <b>226</b> | <b>655</b>              | <b>489</b> | <b>1144</b> | <b>28</b>          | <b>14</b> | <b>42</b> |

| S. No.       | District    | Mental Illness |           |           | Autism   |          |           | Cerebral Palsy |           |           | Speech impairment |           |           | Learning Disability |          |           | Grand Total |            |             |
|--------------|-------------|----------------|-----------|-----------|----------|----------|-----------|----------------|-----------|-----------|-------------------|-----------|-----------|---------------------|----------|-----------|-------------|------------|-------------|
|              |             | B              | G         | T         | B        | G        | T         | B              | G         | T         | B                 | G         | T         | B                   | G        | T         | B           | G          | T           |
| 1            | ALMORA      | 2              | 0         | 2         | 0        | 0        | 0         | 0              | 0         | 0         | 2                 | 1         | 3         | 0                   | 0        | 0         | 71          | 51         | 122         |
| 2            | BAGESHWAR   | 7              | 0         | 7         | 0        | 0        | 0         |                |           | 0         |                   |           | 0         |                     |          | 0         | 55          | 43         | 98          |
| 3            | CHAMOLI     | 3              | 3         | 6         | 0        | 0        | 0         | 2              | 1         | 3         | 0                 | 0         | 0         | 0                   | 0        | 0         | 86          | 67         | 153         |
| 4            | CHAMPAWAT   | 0              | 0         | 0         | 0        | 0        | 0         | 0              | 0         | 0         | 10                | 0         | 10        | 0                   | 0        | 0         | 58          | 37         | 95          |
| 5            | DEHRADUN    | 1              | 1         | 2         | 3        | 3        | 6         | 3              | 6         | 9         | 5                 | 4         | 9         | 0                   | 0        | 0         | 104         | 100        | 204         |
| 6            | HARIDWAR    | 0              | 0         | 0         | 0        | 0        | 0         | 0              | 0         | 0         | 0                 | 0         | 0         | 0                   | 0        | 0         | 64          | 53         | 117         |
| 7            | NAINITAL    | 0              | 0         | 0         | 0        | 0        | 0         | 0              | 0         | 0         | 1                 | 20        | 21        | 0                   | 0        | 0         | 99          | 124        | 223         |
| 8            | PAURI       | 6              | 3         | 9         | 4        | 1        | 5         | 3              | 3         | 6         | 0                 | 0         | 0         | 0                   | 0        | 0         | 192         | 119        | 311         |
| 9            | PITHORAGARH | 0              | 0         | 0         | 0        | 0        | 0         | 0              | 0         | 0         | 6                 | 7         | 13        | 0                   | 0        | 0         | 115         | 98         | 213         |
| 10           | RUDRAPRAYAG | 0              | 0         | 0         | 0        | 0        | 0         | 0              | 0         | 0         | 20                | 6         | 26        | 0                   | 0        | 0         | 89          | 57         | 146         |
| 11           | TEHRI       | 0              | 2         | 2         | 0        | 2        | 2         | 2              | 0         | 2         | 8                 | 5         | 13        | 7                   | 3        | 10        | 79          | 54         | 133         |
| 12           | U.S. NAGAR  | 0              | 1         | 1         | 0        | 0        | 0         | 1              | 1         | 2         | 0                 | 0         | 0         | 0                   | 0        | 0         | 165         | 127        | 292         |
| 13           | UTTARKASHI  | 2              | 1         | 3         | 0        | 1        | 1         | 1              | 0         | 1         | 2                 | 2         | 4         | 0                   | 0        | 0         | 53          | 55         | 108         |
| <b>TOTAL</b> |             | <b>21</b>      | <b>11</b> | <b>32</b> | <b>7</b> | <b>7</b> | <b>14</b> | <b>12</b>      | <b>11</b> | <b>23</b> | <b>54</b>         | <b>45</b> | <b>99</b> | <b>7</b>            | <b>3</b> | <b>10</b> | <b>1230</b> | <b>985</b> | <b>2215</b> |



**Table 10 No. of Disabled Students Social category wise Identified**

| S. No.       | District    | SC         |            |            | ST        |           |           | Minority  |           |            | Others     |            |             | Grand Total |            |             |
|--------------|-------------|------------|------------|------------|-----------|-----------|-----------|-----------|-----------|------------|------------|------------|-------------|-------------|------------|-------------|
|              |             | Boys       | Girls      | Total      | Boys      | Girls     | Total     | Boys      | Girls     | Total      | Boys       | Girls      | Total       | Boys        | Girls      | Total       |
| 1            | ALMORA      | 14         | 17         | 31         | 1         | 3         | 4         | 0         | 0         | 0          | 56         | 31         | 87          | 71          | 51         | 122         |
| 2            | BAGESHWAR   | 20         | 14         | 34         | 0         | 0         | 0         | 0         | 0         | 0          | 35         | 29         | 64          | 55          | 43         | 98          |
| 3            | CHAMOLI     | 19         | 13         | 32         | 5         | 0         | 5         | 0         | 0         | 0          | 62         | 54         | 116         | 86          | 67         | 153         |
| 4            | CHAMPAWAT   | 20         | 4          | 24         | 0         | 0         | 0         | 4         | 0         | 4          | 34         | 33         | 67          | 58          | 37         | 95          |
| 5            | DEHRADUN    | 16         | 11         | 27         | 23        | 24        | 47        | 10        | 11        | 21         | 65         | 65         | 130         | 104         | 100        | 204         |
| 6            | HARIDWAR    | 29         | 19         | 48         | 0         | 0         | 0         | 17        | 13        | 30         | 18         | 21         | 39          | 64          | 53         | 117         |
| 7            | NAINITAL    | 23         | 37         | 60         | 0         | 0         | 0         | 8         | 30        | 38         | 67         | 58         | 125         | 98          | 125        | 223         |
| 8            | PAURI       | 44         | 20         | 64         | 0         | 0         | 0         | 0         | 2         | 2          | 148        | 97         | 245         | 192         | 119        | 311         |
| 9            | PITHORAGARH | 34         | 22         | 56         | 2         | 2         | 4         | 0         | 0         | 0          | 79         | 74         | 153         | 115         | 98         | 213         |
| 10           | RUDRAPRAYAG | 26         | 16         | 42         | 0         | 0         | 0         | 0         | 0         | 0          | 63         | 41         | 104         | 89          | 57         | 146         |
| 11           | TEHRI       | 16         | 8          | 24         | 3         | 0         | 3         | 0         | 0         | 0          | 60         | 46         | 106         | 79          | 54         | 133         |
| 12           | U.S. NAGAR  | 42         | 30         | 72         | 4         | 12        | 16        | 12        | 15        | 27         | 107        | 70         | 177         | 165         | 127        | 292         |
| 13           | UTTARKASHI  | 16         | 10         | 26         | 0         | 1         | 1         | 0         | 0         | 0          | 37         | 44         | 81          | 53          | 55         | 108         |
| <b>TOTAL</b> |             | <b>319</b> | <b>221</b> | <b>540</b> | <b>38</b> | <b>42</b> | <b>80</b> | <b>51</b> | <b>71</b> | <b>122</b> | <b>831</b> | <b>663</b> | <b>1494</b> | <b>1229</b> | <b>986</b> | <b>2215</b> |

## **Provision strategy and implementation:**

### **Activities:-Students Oriented Components:**

- **Identification, Profiling, Assessment and Certification:**

To identify the children with special need is very important task. There is a need of adequate measures for identification of CWSN. For this purpose some measurements have to be taken up by sensitizing Parents, Panchayat, Community and teachers. With the help of these organs of Community, it will be easier to identify the children with special need in primary stage. After primary identification of children in school level camps to be organised with the help of chief medical officer of respective district to assess the degree of disability. Immediately after identification and certification, child profile will be made and issued at spot to children.

In the year 2011-12, 1774 children assessed with help of Chief Medical Officers of respective district as follows-

**Table 11 District wise assessed Children**

| <b>S.N.</b> | <b>District</b> | <b>Boy</b> | <b>Girl</b> | <b>Total</b> |
|-------------|-----------------|------------|-------------|--------------|
| 1           | Almora          | 43         | 37          | 80           |
| 2           | Bageshwar       | 54         | 27          | 81           |
| 3           | Chamoli         | 81         | 59          | 140          |
| 4           | Champawat       | 39         | 16          | 55           |
| 5           | Dehradun        | 88         | 73          | 161          |
| 6           | Haridwar        | 45         | 59          | 104          |
| 7           | Nainital        | 98         | 122         | 220          |
| 8           | Pauri           | 168        | 107         | 275          |
| 9           | Pithoragarh     | 66         | 50          | 116          |
| 10          | Rudraprayag     | 55         | 29          | 84           |
| 11          | Tehri           | 39         | 44          | 83           |
| 12          | US Nagar        | 167        | 178         | 345          |
| 13          | Uttarkashi      | 17         | 13          | 30           |
|             | <b>Total</b>    | <b>960</b> | <b>814</b>  | <b>1774</b>  |

- **Distribution of Assistive Device:**

The children with special need after identification and certification will be cured in respective field according to the recommendation of doctors.

Assistive Device with the help on NIVH,NIOH etc. will be provided as per degree of disability.

| <b>S.No.</b> | <b>Assistive Devices</b> | <b>Physical</b> | <b>Unit Cost</b> | <b>Total Expenditure<br/>(lakh)</b> |
|--------------|--------------------------|-----------------|------------------|-------------------------------------|
| 1.           | Spectacles               | 601             | @ .00423<br>lakh | 2.54                                |
| 2.           | Crutches                 | 919             | @.010            | 9.19                                |
| 3.           | Hearing Aid              | 226             | @.012            | 2.71                                |
|              | <b>Total</b>             |                 |                  | 14.44                               |

### **Stipend for Girls:**

Girl students with disabilities face discrimination. So there is need to upliftment of girls. In this regard they, in addition to availing facilities under all schemes specially targeting girls education, will be given a stipend @ Rs. 200 per month to encourage their participation up to senior secondary level. The bank account will be opened as a no frill account and money will be transferred directly to the bank account of the students.

The state govt. has provided Rs.600.00 per child per annum as scholarship to 912 children having disability certificate of 40% and more than 40% in 2012-13 as follows-

| <b>S.N.</b>  | <b>District</b> | <b>Boy</b> | <b>Girl</b> | <b>Total</b> |
|--------------|-----------------|------------|-------------|--------------|
| 1-           | Almora          | 44         | 33          | 77           |
| 2-           | Bageshwar       | 17         | 13          | 30           |
| 3-           | Chamoli         | 43         | 29          | 72           |
| 4-           | Champawat       | 27         | 25          | 52           |
| 5-           | Dehradun        | 41         | 47          | 88           |
| 6-           | Haridwar        | 40         | 32          | 72           |
| 7-           | Nainital        | 48         | 27          | 75           |
| 8-           | Pauri           | 38         | 29          | 67           |
| 9-           | Pithoragarh     | 33         | 14          | 47           |
| 10-          | Rudraprayag     | 18         | 07          | 25           |
| 11-          | Tehri           | 33         | 19          | 52           |
| 12-          | US Nagar        | 96         | 97          | 193          |
| 13-          | Uttarkashi      | 23         | 39          | 62           |
| <b>Total</b> |                 | <b>501</b> | <b>411</b>  | <b>912</b>   |

**Uniform:**

All the students with disability certificate of 40% and above will be given uniform.

Budget required for activity as follows.

| <b>S.N.</b>  | <b>District</b> | <b>Physical</b> | <b>Unit Cost</b>      | <b>Total Expenditure (lakh)</b> |
|--------------|-----------------|-----------------|-----------------------|---------------------------------|
| 1            | Almora          | 122             | @.00550lakh per child | 0.66550                         |
| 2            | Bageshwar       | 98              | @.00550lakh per child | 0.53900                         |
| 3            | Chamoli         | 153             | @.00550lakh per child | 0.84150                         |
| 4            | Champawat       | 95              | @.00550lakh per child | 0.52250                         |
| 5            | Dehradun        | 204             | @.00550lakh per child | 1.12200                         |
| 6            | Haridwar        | 117             | @.00550lakh per child | 0.64350                         |
| 7            | Nainital        | 223             | @.00550lakh per child | 1.22650                         |
| 8            | Pauri           | 311             | @.00550lakh per child | 1.71050                         |
| 9            | Pithoragarh     | 213             | @.00550lakh per child | 1.17150                         |
| 10           | Rudraprayag     | 146             | @.00550lakh per child | 0.80300                         |
| 11           | Tehri           | 133             | @.00550lakh per child | 0.73150                         |
| 12           | US Nagar        | 292             | @.00550lakh per child | 1.61150                         |
| 13           | Uttarkashi      | 108             | @.00550lakh per child | 0.59400                         |
| <b>Total</b> |                 | <b>2215</b>     |                       | <b>12.18250</b>                 |

**Books and Stationery:**

The Children with special need with disability certificate of 40% and above will be provided books and stationery.

Budget required for activity as follows.

| <b>S.N.</b>  | <b>District</b> | <b>Physical</b> | <b>Unit Cost</b> | <b>Total Expenditure (lakh)</b> |
|--------------|-----------------|-----------------|------------------|---------------------------------|
| 1            | Almora          | 122             | @.00550lakh      | 0.66550                         |
| 2            | Bageshwar       | 98              | @.00550lakh      | 0.53900                         |
| 3            | Chamoli         | 153             | @.00550lakh      | 0.84150                         |
| 4            | Champawat       | 95              | @.00550lakh      | 0.52250                         |
| 5            | Dehradun        | 204             | @.00550lakh      | 1.12200                         |
| 6            | Haridwar        | 117             | @.00550lakh      | 0.64350                         |
| 7            | Nainital        | 223             | @.00550lakh      | 1.22650                         |
| 8            | Pauri           | 311             | @.00550lakh      | 1.71050                         |
| 9            | Pithoragarh     | 213             | @.00550lakh      | 1.17150                         |
| 10           | Rudraprayag     | 146             | @.00550lakh      | 0.80300                         |
| 11           | Tehri           | 133             | @.00550lakh      | 0.73150                         |
| 12           | US Nagar        | 292             | @.00550lakh      | 1.61150                         |
| 13           | Uttarkashi      | 108             | @.00550lakh      | 0.59400                         |
| <b>Total</b> |                 | <b>2215</b>     | @.00550lakh      | <b>12.18250</b>                 |

## Teacher Component:

### • Appointment of Special Educator

There is no special teacher for CWSN is state. 95 special teachers will be appointed in such schools which fulfill the 1:5 ratio excluding orthopedic impairment. If required ratio is below the said ratio, then the appointed special teacher will cater the other schools of surroundings also. These special teachers will get the salary @ 40000.00 per months per teacher.

Budgetary allocation required for the activity.

| S. N.        | District    | Physical  | Unit Cost                                 | Total Expenditure (lakh) |
|--------------|-------------|-----------|---|--------------------------|
| 1            | Almora      | 11        | @ .35X 12 = 4.20lakh per Special Educator | 46.2                     |
| 2            | Bageshwar   | 03        | @ .35X 12 = 4.20lakh per Special Educator | 12.6                     |
| 3            | Chamoli     | 09        | @ .35X 12 = 4.20lakh per Special Educator | 37.8                     |
| 4            | Champawat   | 04        | @ .35X 12 = 4.20lakh per Special Educator | 16.8                     |
| 5            | Dehradun    | 06        | @ .35X 12 = 4.20lakh per Special Educator | 25.2                     |
| 6            | Haridwar    | 06        | @ .35X 12 = 4.20lakh per Special Educator | 25.2                     |
| 7            | Nainital    | 08        | @ .35X 12 = 4.20lakh per Special Educator | 33.6                     |
| 8            | Pauri       | 15        | @ .35X 12 = 4.20lakh per Special Educator | 63                       |
| 9            | Pithoragarh | 08        | @ .35X 12 = 4.20lakh per Special Educator | 33.6                     |
| 10           | Rudraprayag | 03        | @ .35X 12 = 4.20lakh per Special Educator | 12.6                     |
| 11           | Tehri       | 09        | @ .35X 12 = 4.20lakh per Special Educator | 37.8                     |
| 12           | US Nagar    | 07        | @ .35X 12 = 4.20lakh per Special Educator | 29.4                     |
| 13           | Uttarkashi  | 06        | @ .35X 12 = 4.20lakh per Special Educator | 25.2                     |
| <b>Total</b> |             | <b>95</b> |   | <b>399.00</b>            |

### Training (RCI Foundation course) for Special Teacher and General- Teacher:

200 General in service teachers and special teacher will be given 90 days (three months) foundation course in 7 centre of state, recognized by Rehabilitation council of India, New Delhi. In the first month, two weeks contact programme and in the third month one week contact programme will be conducted in residential basis.

| S.No. | Name of Govt. Institutes/ NGOs                         | Mobile No.               |
|-------|--|--------------------------|
| 1     | Sharp Memorial School for The Blind, Rajpur, Dehradun  | 0135-2734238, 9319062723 |
| 2     | Raphael Home, Dehradun                                 | 0135-2673949, 9897297027 |
| 3     | Indira Gandhi Rastriya Chetna Kendra, Raiwala Dehradun | 0135-2733009, 9358110664 |
| 4     | UNECS reasearch & development society Bilona           | 9412314517               |

|   |                          |                          |
|---|--------------------------|--------------------------|
|   | Bageshwar                |                          |
| 5 | DIET Dehradun            | 0135-2781572, 9412987984 |
| 6 | DIET Roorkee, Haridwar   | 9819224578               |
| 7 | DIET, Bheemtal, Nainital | 9411102206               |

### Proposed Unit Cost for 21 Days Foundation Course for One Teacher:

| S. No. | Registration Fee (Rs) | Programme Fee (Rs) | 21 days stay at centre @ Rs.400.00 per day(Rs) | Total Unit Cost (Rs) |
|--------|-----------------------|--------------------|--|----------------------|
| 1      | 100.00                | 2000.00            | 8400   | 10500.00             |

### Budgetary allocation required for the activity:

| S.N.         | District    | Physical   | Unit Cost  | Total Expenditure (lakh) |
|--------------|-------------|------------|------------|--------------------------|
| 1            | Almora      | 22         | @.105 lakh | 2.31                     |
| 2            | Bageshwar   | 06         | @.105 lakh | 0.63                     |
| 3            | Chamoli     | 18         | @.105 lakh | 1.89                     |
| 4            | Champawat   | 08         | @.105 lakh | 0.84                     |
| 5            | Dehradun    | 12         | @.105 lakh | 1.26                     |
| 6            | Haridwar    | 12         | @.105 lakh | 1.26                     |
| 7            | Nainital    | 16         | @.105 lakh | 1.68                     |
| 8            | Pauri       | 30         | @.105 lakh | 3.15                     |
| 9            | Pithoragarh | 16         | @.105 lakh | 1.68                     |
| 10           | Rudraprayag | 06         | @.105 lakh | 0.63                     |
| 11           | Tehri       | 18         | @.105 lakh | 1.89                     |
| 12           | US Nagar    | 14         | @.105 lakh | 1.47                     |
| 13           | Uttarkashi  | 12         | @.105 lakh | 1.26                     |
| <b>Total</b> |             | <b>190</b> |            | <b>19.95</b>             |

### Special Pay for Special Educator and General Teachers:

In addition of salaries, a sum of Rs. 400 per month will be given to special teachers as honorarium under this scheme. Special pay Rs. 400 per month for general teachers trained in special education or after completing recommended course in special education. Budget required as follows.

| S.N. | District  | Physical | Unit Cost              | Total Expenditure (lakh) |
|------|-----------|----------|------------------------|--------------------------|
| 1    | Almora    | 22       | @ .0040X 12= .048 lakh | 1.056                    |
| 2    | Bageshwar | 06       | @ .0040X 12= .048 lakh | 0.288                    |
| 3    | Chamoli   | 18       | @ .0040X 12= .048 lakh | 0.864                    |
| 4    | Champawat | 08       | @ .0040X 12= .048 lakh | 0.384                    |
| 5    | Dehradun  | 12       | @ .0040X 12= .048 lakh | 0.576                    |
| 6    | Haridwar  | 12       | @ .0040X 12= .048 lakh | 0.576                    |
| 7    | Nainital  | 16       | @ .0040X 12= .048 lakh | 0.768                    |
| 8    | Pauri     | 30       | @ .0040X 12= .048 lakh | 1.44                     |

|    |              |            |                        |             |
|----|--------------|------------|------------------------|-------------|
| 9  | Pithoragarh  | 16         | @ .0040X 12= .048 lakh | 0.768       |
| 10 | Rudraprayag  | 06         | @ .0040X 12= .048 lakh | 0.288       |
| 11 | Tehri        | 18         | @ .0040X 12= .048 lakh | 0.864       |
| 12 | US Nagar     | 14         | @ .0040X 12= .048 lakh | 0.672       |
| 13 | Uttarkashi   | 12         | @ .0040X 12= .048 lakh | 0.576       |
|    | <b>Total</b> | <b>190</b> |                        | <b>9.12</b> |

### Other Component:

- **Five days orientation programme for general Teacher, Parents and Principal:**

05 day orientation programme will be conducted in district level for the sensitization of General Teacher, Parents and Principal to deal with children with special need.

For year 2011-12, 310 general teachers already have gone through 05 days orientation programme. Reference book and module have been prepared with the help of experts of different disabilities from NIVH, NIOH, Sharp Memorial, Latika Roy foundation, Rapheal and Cheshire Homes.

| S.N. | District     | Activity                   | No. of teachers participated in 05 days orientation programme |
|------|--------------|----------------------------|---|
| 1    | Almora       | 05 Days Orientation Course | 36  |
| 2    | Bageshwar    | 05 Days Orientation Course | 10  |
| 3    | Chamoli      | 05 Days Orientation Course | 30  |
| 4    | Champawat    | 05 Days Orientation Course | 12  |
| 5    | Dehradun     | 05 Days Orientation Course | 20  |
| 6    | Haridwar     | 05 Days Orientation Course | 20  |
| 7    | Nainital     | 05 Days Orientation Course | 26  |
| 8    | Pauri        | 05 Days Orientation Course | 48  |
| 9    | Pithoragarh  | 05 Days Orientation Course | 26  |
| 10   | Rudraprayag  | 05 Days Orientation Course | 10  |
| 11   | Tehri        | 05 Days Orientation Course | 30  |
| 12   | US Nagar     | 05 Days Orientation Course | 22  |
| 13   | Uttarkashi   | 05 Days Orientation Course | 20  |
|      | <b>Total</b> |                            | <b>310</b>  |

### Proposed Unit Cost for 05 Days Orientation Programme for One Teacher

| Sl. No. | No. of days | Unit Expenditure for 01 days (Rs) | Unit expenditure for 05 days (Rs) | Total Unit Cost (Rs) |
|---------|-------------|-----------------------------------|-----------------------------------|----------------------|
| 1       | 05          | 400.00                            | 2000.00                           | 2000.00              |

**Proposed Budget required for year 2013-14**

| <b>S.N.</b> | <b>District</b> | <b>Physical</b> | <b>Unit Cost</b> | <b>Total Expenditure (lakh)</b> |
|-------------|-----------------|-----------------|------------------|---------------------------------|
| 1           | Almora          | 60              | @.020Lakh        | 1.2                             |
| 2           | Bageshwar       | 60              | @.020Lakh        | 1.2                             |
| 3           | Chamoli         | 60              | @.020Lakh        | 1.2                             |
| 4           | Champawat       | 60              | @.020Lakh        | 1.2                             |
| 5           | Dehradun        | 60              | @.020Lakh        | 1.2                             |
| 6           | Haridwar        | 60              | @.020Lakh        | 1.2                             |
| 7           | Nainital        | 60              | @.020Lakh        | 1.2                             |
| 8           | Pauri           | 60              | @.020Lakh        | 1.2                             |
| 9           | Pithoragarh     | 60              | @.020Lakh        | 1.2                             |
| 10          | Rudraprayag     | 60              | @.020Lakh        | 1.2                             |
| 11          | Tehri           | 60              | @.020Lakh        | 1.2                             |
| 12          | US Nagar        | 60              | @.020Lakh        | 1.2                             |
| 13          | Uttarkashi      | 60              | @.020Lakh        | 1.2                             |
|             | <b>Total</b>    | <b>780</b>      |                  | <b>15.600</b>                   |

• **Construction of barrier free toilets and ramp and railings:**

In first phase barrier free toilets and ramp and railings are being constructed in 95 schools where resource rooms are also being constructed. The construction of barrier free toilets and to access the school premises without help ramp and railings are in progress. Barrier free toilets and ramp and railings are being constructed with the help of SMDC.

In second phase for year 2013-14 in 190 schools Barrier free toilets and ramp – railings will be constructed. Rs. 1.25 lakh proposed for the construction of barrier free toilet and Rs. 0.25 lakh proposed for the construction of ramp & railings. Budget required for activity as follows.

| <b>S. N.</b> | <b>District</b> | <b>Physical</b> | <b>Unit Cost</b> | <b>Total Expenditure (lakh)</b> |
|--------------|-----------------|-----------------|------------------|---------------------------------|
| 1            | Almora          | 22              | @ 1.50 lakh      | 33.00                           |
| 2            | Bageshwar       | 06              | @ 1.50 lakh      | 9.00                            |
| 3            | Chamoli         | 18              | @ 1.50 lakh      | 27.00                           |
| 4            | Champawat       | 08              | @ 1.50 lakh      | 12.00                           |
| 5            | Dehradun        | 12              | @ 1.50 lakh      | 18.00                           |
| 6            | Haridwar        | 12              | @ 1.50 lakh      | 18.00                           |
| 7            | Nainital        | 16              | @ 1.50 lakh      | 24.00                           |
| 8            | Pauri           | 30              | @ 1.50 lakh      | 45.00                           |



|              |             |            |             |               |
|--------------|-------------|------------|-------------|---------------|
| 9            | Pithoragarh | 16         | @ 1.50 lakh | 24.00         |
| 10           | Rudraprayag | 06         | @ 1.50 lakh | 9.00          |
| 11           | Tehri       | 18         | @ 1.50 lakh | 27.00         |
| 12           | US Nagar    | 14         | @ 1.50 lakh | 21.00         |
| 13           | Uttarkashi  | 12         | @ 1.50 lakh | 18.00         |
| <b>Total</b> |             | <b>190</b> |             | <b>285.00</b> |

- **Environment Building Programme:**

All community, Panchayat, Teacher, Principal, will be sensitized with the help of experts. Initially this activity will be conducted in 190 schools i.e. 2schools per block. A One day awareness building work shop for parents of CWSN, SMDC, Block and Panchayat level elected members and Special School Teachers will be conducted at school level. Awareness about Education of CWSN through advertisement in print and electronic media. Wall writing, Nukad Natak, Slogan, Pamphlets will be distributed /conducted in all schools. The budget required for activities as follows.

| <b>S.N.</b>  | <b>District</b> | <b>Physical</b> | <b>Unit Cost</b> | <b>Total Expenditure (lakh)</b> |
|--------------|-----------------|-----------------|------------------|---------------------------------|
| 1            | Almora          | 22              | @.01 lakh        | 2.2                             |
| 2            | Bageshwar       | 06              | @.01 lakh        | 0.6                             |
| 3            | Chamoli         | 18              | @.01 lakh        | 1.8                             |
| 4            | Champawat       | 08              | @.01 lakh        | 0.8                             |
| 5            | Dehradun        | 12              | @.01 lakh        | 1.2                             |
| 6            | Haridwar        | 12              | @.01 lakh        | 1.2                             |
| 7            | Nainital        | 16              | @.01 lakh        | 1.6                             |
| 8            | Pauri           | 30              | @.01 lakh        | 3.0                             |
| 9            | Pithoragarh     | 16              | @.01 lakh        | 1.6                             |
| 10           | Rudraprayag     | 06              | @.01 lakh        | 0.6                             |
| 11           | Tehri           | 18              | @.01 lakh        | 1.8                             |
| 12           | US Nagar        | 14              | @.01 lakh        | 1.4                             |
| 13           | Uttarkashi      | 12              | @.01 lakh        | 1.2                             |
| <b>Total</b> |                 | 190             | @.01 lakh        | 19.0                            |

**Equipment for block level Resource room:**

For nearly constructed Resource Centre Room essential equipments are needed. In the meeting of State Co-ordination Committee (SCC) on dated 10<sup>th</sup> July 2012 it was decided that Resource Room would be equipped with

Equipments for visually impaired children like Correcting aids , Magnifying Glass, Spectacles, Books with large font, Braille Map, Atlas, Braille Paper, Braille Slate, CD player etc, for hearing impaired children Portable Audiometer , Hearing aid etc, for locomotors Calipers, Artificial limb, Wheel Chair, Crutches, Walker etc. will be finalized for Resource Room with help for expert/doctors and NGOs regarding the needs of CWSN. Resource room will be equipped in the all 95 blocks @Rs. 0.7 lakhs per resource room. So Rs. 66.5 lakhs required for this purpose.

Budget required for activity as follows.

| <b>S. N.</b> | <b>District</b> | <b>Physical</b> | <b>Unit Cost</b> | <b>Total Expenditure (lakh)</b> |
|--------------|-----------------|-----------------|------------------|---------------------------------|
| 1            | Almora          | 11              | @.70 lakh        | 7.70                            |
| 2            | Bageshwar       | 03              | @.70 lakh        | 2.10                            |
| 3            | Chamoli         | 09              | @.70 lakh        | 6.30                            |
| 4            | Champawat       | 04              | @.70 lakh        | 2.80                            |
| 5            | Dehradun        | 06              | @.70 lakh        | 4.20                            |
| 6            | Haridwar        | 06              | @.70 lakh        | 4.20                            |
| 7            | Nainital        | 08              | @.70 lakh        | 5.60                            |
| 8            | Pauri           | 15              | @.70 lakh        | 10.50                           |
| 9            | Pithoragarh     | 08              | @.70 lakh        | 5.60                            |
| 10           | Rudraprayag     | 03              | @.70 lakh        | 2.10                            |
| 11           | Tehri           | 09              | @.70 lakh        | 6.30                            |
| 12           | US Nagar        | 07              | @.70 lakh        | 4.9                             |
| 13           | Uttarkashi      | 06              | @.70 lakh        | 4.20                            |
|              | <b>Total</b>    | <b>95</b>       |                  | <b>66.50</b>                    |

**95 Resource Rooms are being constructed in the State, but due to non release of funds the construction work is suffering. Still Rs. 127.3 lakh still awaited for the completion of activity.**

#### **The use of ICT:**

Information Technology is also specially crucial and relevant for the children with disabilities. Presently to tune and access the technology, Computer provided to students in secondary schools are accessible to these children with disabilities also, but due to lack of advance software in respect of disabilities they could not take the optimum use of technology. So there is need of special

software such as screen Reading Software like JAWA, SAFA, etc for the visually and hearing impaired and modified hardware like adapted Keyboard to be introduced.

These software are being proposed to purchased in CNI Girls Intermediate college Rajpur Road Dehradun because there are more than 19 Girls suffering from visual impairment studying. The budget required for activities as follows.

| <b>S.N.</b> | <b>District</b> | <b>Activity</b>                         | <b>Physical</b> | <b>Unit Cost</b> | <b>Total Expenditure (lakh)</b> |
|-------------|-----------------|---|-----------------|------------------|---------------------------------|
| 1           | Dehradun        | Procurement of JAWA, SAFA, etc software | 1               | @1 lakh          | 1.00                            |
|             | <b>Total</b>    |   | <b>1</b>        |                  | <b>1.00</b>                     |

### **Excursion Tour:**

Most of the time the children are busy with their study and household work, and hardly get time to visit outer famous places in leisure to acquaint of and increase their knowledge. So opportunity is being provided the children with special need to visit famous and historical places within their district under IEDSS scheme.

The budget required for activities as follows.

| <b>S.N.</b> | <b>District</b> | <b>Physical</b> | <b>Unit Cost</b> | <b>Total Expenditure (lakh)</b> |
|-------------|-----------------|-----------------|------------------|---------------------------------|
| 1           | Almora          | 32              | @ .005 lakh      | 0.16                            |
| 2           | Bageshwar       | 30              | @ .005 lakh      | 0.15                            |
| 3           | Champawat       | 30              | @ .005 lakh      | 0.15                            |
| 4           | Dehradun        | 51              | @ .005 lakh      | 0.255                           |
| 5           | Haridwar        | 60              | @ .005 lakh      | 0.3                             |
| 6           | Nainital        | 30              | @ .005 lakh      | 0.15                            |
| 7           | Pithoragarh     | 32              | @ .005 lakh      | 0.16                            |
| 8           | US Nagar        | 20              | @ .005 lakh      | 0.1                             |
|             | <b>Total</b>    | <b>285</b>      |                  | <b>1.425</b>                    |

### **Strengthening of Training Institutions:**

In the state the trainings under IEDSS scheme are being organized in DIET and Intermediate colleges. In these centers still there are lack of equipment and instructional material to make the training programme effective, so need of

strengthen these training centers inevitable. In this process equipment like Projector and instructional material etc, would be procured to provide quality training to teachers.

The budget required for activities as follows.

| <b>S.N.</b> | <b>District</b> | <b>Physical</b> | <b>Unit Cost</b> | <b>Total Expenditure (lakh)</b> |
|-------------|-----------------|-----------------|------------------|---------------------------------|
| 1           | Almora          | 1               | @ 1.00 lakh      | 1.00                            |
| 2           | Bageshwar       | 1               | @ 1.00 lakh      | 1.00                            |
| 3           | Chamoli         | 1               | @ 1.00 lakh      | 1.00                            |
| 4           | Champawat       | 1               | @ 1.00 lakh      | 1.00                            |
| 5           | Dehradun        | 1               | @ 1.00 lakh      | 1.00                            |
| 6           | Haridwar        | 1               | @ 1.00 lakh      | 1.00                            |
| 7           | Nainital        | 1               | @ 1.00 lakh      | 1.00                            |
| 8           | Pauri           | 1               | @ 1.00 lakh      | 1.00                            |
| 9           | Pithoragarh     | 1               | @ 1.00 lakh      | 1.00                            |
| 10          | Rudraprayag     | 1               | @ 1.00 lakh      | 1.00                            |
| 11          | Tehri           | 1               | @ 1.00 lakh      | 1.00                            |
| 12          | US Nagar        | 1               | @ 1.00 lakh      | 1.00                            |
| 13          | Uttarkashi      | 1               | @ 1.00 lakh      | 1.00                            |
|             | <b>Total</b>    | <b>13</b>       |                  | <b>13.00</b>                    |

### **Removal of architectural barriers for improving access:**

Access the whole premises of school without any help, it is necessary to remove all the architectural barrier from the way to access the destination like classroom, library, science lab and toilet etc. So architectural barriers for improving access from 95 schools where resource room and barrier free toilets have already been constructed will be removed.

The budget required for activities as follows.

| <b>S.N.</b> | <b>District</b> | <b>Physical</b> | <b>Unit Cost</b> | <b>Total Expenditure (lakh)</b> |
|-------------|-----------------|-----------------|------------------|---------------------------------|
| 1           | Almora          | 11              | @ 2.00 lakh      | 22.00                           |
| 2           | Bageshwar       | 03              | @ 2.00 lakh      | 6.00                            |
| 3           | Chamoli         | 09              | @ 2.00 lakh      | 18.00                           |

|    |              |           |             |               |
|----|--------------|-----------|-------------|---------------|
| 4  | Champawat    | 04        | @ 2.00 lakh | 8.00          |
| 5  | Dehradun     | 06        | @ 2.00 lakh | 12.00         |
| 6  | Haridwar     | 06        | @ 2.00 lakh | 12.00         |
| 7  | Nainital     | 08        | @ 2.00 lakh | 16.00         |
| 8  | Pauri        | 15        | @ 2.00 lakh | 30.00         |
| 9  | Pithoragarh  | 08        | @ 2.00 lakh | 16.00         |
| 10 | Rudraprayag  | 03        | @ 2.00 lakh | 6.00          |
| 11 | Tehri        | 09        | @ 2.00 lakh | 18.00         |
| 12 | US Nagar     | 07        | @ 2.00 lakh | 14.00         |
| 13 | Uttarkashi   | 06        | @ 2.00 lakh | 12.00         |
|    | <b>Total</b> | <b>95</b> |             | <b>190.00</b> |

### MMER (5%) of Total Budget:

Administrative Cell at State level has been established. The research , monitoring ,administrative cell expenses like salary and office expenses etc will be meet out from 5% of total budget . Monitoring exercise for the activities being conducted under IEDSS scheme will be done in different tier as follows-

| S.No. | TIER     | Monitoring in charge |
|-------|----------|----------------------|
| 1.    | State    | SPO                  |
| 2.    | District | DPO                  |
| 3.    | Block    | BEO                  |
| 4.    | School   | Principal            |

### Activity wise Proposed Annual Work Plan & Budget 2013-14

(Rs. in Lakhs)

| S.No.     | Activities   | Definition of unit | Proposal for 2013-14 |          |               |
|-----------|--|--------------------|----------------------|----------|---------------|
|           |  |                    | Unit Cost            | Physical | Fin           |
| <b>B</b>  | <b>IEDSS</b>   |                    |                      |          |               |
|           | <b>Non recurring</b>   |                    |                      |          |               |
| <b>21</b> | Resource Room  |                    | 2.00                 | 0        | 0.00          |
| <b>22</b> | Equipment for resource room  |                    | 0.70                 | 95       | 66.50         |
| <b>23</b> | Removal of architectural barriers                                    |                    | 2.00                 | 95       | 190.00        |
| <b>24</b> | New Toilets for CWSN   |                    | 1.50                 | 190      | 285.00        |
| <b>25</b> | Strengthening of training Institutes (Specify the name of Institute) |                    | 1.00                 | 13       | 13.00         |
| <b>26</b> | Support to NGO for development of training programme                 |                    | 0.00                 | 0        | 0.00          |
| <b>27</b> | Other Activities   |                    | 1.00                 | 1        | 1.00          |
|           | <b>Subtotal Non recurring</b>  |                    |                      |          | <b>555.50</b> |
|           | <b>Recurring</b>   |                    |                      |          |               |
| <b>28</b> | Salary of New Special education teachers                             |                    | 0.40                 |          |               |
| <b>29</b> | Salary of special education  |                    | 0.35                 | 95       | 399.00        |

| S.No.     | Activities   | Definition of unit | Proposal for 2013-14 |          |                |
|-----------|--|--------------------|----------------------|----------|----------------|
|           |  |                    | Unit Cost            | Physical | Fin            |
|           | teachers sanctioned in previous years  |                    |                      |          |                |
| <b>30</b> | Special pay for general teachers trained in special education                  |                    | 0.048                | 190      | 9.12           |
| <b>31</b> | Student oriented Activities including assistance and equipments                |                    | 0.03                 | 2215     | 66.45          |
| <b>32</b> | In-service training for existing teachers                                      |                    | 0.105                | 190      | 19.95          |
| <b>33</b> | Training to special education teachers   |                    | 0.00                 | 0        | 0.00           |
| <b>34</b> | Orientation of Principals, Educational administrators, parents / guardians etc |                    | 0.02                 | 760      | 15.20          |
| <b>35</b> | Environment Building programme   | Per Programme      | 0.10                 | 190      | 19.00          |
| <b>36</b> | Other Activities   |                    | 0.005                | 362      | 1.81           |
|           | <b>Sub total</b>   |                    |                      |          | <b>530.53</b>  |
| <b>37</b> | <b>Research, Monitoring, Evaluation and Administration</b>                     |                    |                      |          |                |
| 37.01     | Research & Development   |                    |                      |          |                |
| 37.02     | Development of Model Inclusive School  |                    |                      |          |                |
| 37.03     | Monitoring and Evaluation  |                    |                      |          |                |
| 37.04     | Administration   |                    |                      |          |                |
| 37.05     | Others   |                    |                      |          |                |
|           | <b>Sub Total</b>   |                    |                      |          | <b>54.30</b>   |
|           | <b>Sub total recurring</b>   |                    |                      |          | <b>584.83</b>  |
|           | <b>TOTAL ( Non recurring + recurring)</b>                                      |                    |                      |          | <b>1140.33</b> |

## ICT@School

The Govt. of Uttarakhand has initiated the process of integration of Information & Technology in education under the '**Arohi**' Programme since 2001 to prepare the students for digital future. Under this programme efforts were made to computerize every secondary and senior secondary school in the state. More than 8000 computers have been provided to different Govt. and Govt. aided schools. The state government made provisions for teachers' computer training through various training programmes of Intel and Microsoft companies. Educational content CDs have been provided to 34 schools and all DIETs of the state under e-class Project and we are further in the process to provide these content CDs to all schools of Uttarakhand.

A comparative evaluation of 13 Pilot schools covered under e-class project had been furnished by the department on the basis of results of last three years and a progressive report of the learning status of the students studying in e-class has been found. 125 schools of the state have already been covered under the ICT Scheme throughout right purchase. The implementation of the scheme in the schools has empowered the learners for utilization and application of the skills, knowledge and understanding and teachers to use ICT as a tool to make the teaching & learning process/classroom practices more interesting. Emphasis of learning is shifting from acquiring information to constructing knowledge. Students are being equipped to "learn to learn" and "How to learn" and also acquire the skills required for changing nature of the work places.

### **Steps taken by States/UTs for promotion of Computer Education:**

For the better implementation of 'ICT in Schools Scheme' and to concentrate on better outputs of the scheme, previously an 'ICT Cell' has been established under the Director, Secondary Education, Uttarakhand. Now this scheme is implementing by Uttarakhand Sabhi Ke Liye Madhyamik Shiksha Parisad, Uttarakhand and integrated work plan is developed for all CSS. A Project Monitoring Unit (PMU – ICT) has also been established at State Level for monitoring of the schools covered under ICT@Schools Scheme. For training, and guidance of teachers to ensure the best use of ICT tools in schools, State government has also established a 'State Educational Information & Technology Academy' (SEITA). The ICT Programme among the schools is being implemented in the following manner.

- a) Extending computer literacy and awareness to every student.
- b) Enabling the teachers to enhance their subject knowledge and professional skills with the use of ICT.
- c) Facilitating the teachers to use ICT as an aid for teaching learning process and to make the classroom interactive and participatory.
- d) Enabling students to learn through ICT and provide facilities for interacting with their counterparts across the country.

### **Public Private Participation in ICT:**

Government of Uttarakhand had signed a MoU with M/s. Microsoft and M/s. Intel for training of teachers and principals. As a result we could train more than 30,000 teachers who have gone through these training programmes.

M/s. S. Chand & Co. a private publisher has been entrusted with the responsibility of developing educational software in Physics, Chemistry, Biology and Mathematics subjects from class IX to XII. Coverage of 500 Schools sanctioned in 2010-11 under ICT@Schools Scheme (BOOT Model) is under process.



Government of Uttarakhand involved IL&FS Education & Technology Service Ltd. to provide teachers training under ICT. This firm is conducting teachers training for school sanctioned in year 2007-08 under ICT. The education department developed content with the help of this firm. Total 500 teachers are trained under this scheme.

**Table 1 Detail of Induction Training Conducted in year 2012-13**

| <b>S.No.</b> | <b>District</b> | <b>Induction Training of ICT Teachers</b> |
|--------------|-----------------|---|
| 1            | ALMORA          | 07  |
| 2            | BAGESHWAR       | 04  |
| 3            | CHAMOLI         | 05  |
| 4            | CHAMPAWAT       | 04  |
| 5            | DEHRADUN        | 10  |
| 6            | HARIDWAR        | 16  |
| 7            | NAINITAL        | 05  |
| 8            | PAURI           | 05  |
| 9            | PITHORAGARH     | 06  |
| 10           | RUDRAPRAYAG     | 04  |
| 11           | TEHRI           | 14  |
| 12           | U.S. NAGAR      | 06  |
| 13           | UTTARKASHI      | 14  |
| <b>Total</b> |                 | <b>100</b>                                |

**Efforts made in sourcing content/software:**

Govt of Uttarakhand has signed an MOU with M/s S. Chand & company for development of educational software in Science - Physics, Chemistry, Biology and Mathematics subjects from Class IX to XII. Final feedback received from the concerned subject teachers using the content for classroom teaching has been submitted to the concerned firm for amendment. After the final receipt and approval after evaluation of the e-content; we would be in the process to replicate & distribute the same to all the schools having computer labs. To create e-content in other subjects, hard spots have been listed by the concerned subject teachers. E-content for all subjects will be developed in different phases of the ICT@Schools scheme.

Initially 34 schools had been covered under e-class project and Content CDs had been provided to DIETs/DRCs. Now we are in the

process to provide these content CDs to all the schools of state where computer labs have been established. E-content in all subjects would be developed in different phases of the 'ICT@Schools scheme'. E-content/Multimedia content in all subjects will be provided to all the secondary and senior secondary schools (Govt. & Govt. Aided) of the state.

### **Programme Implementation & Monitoring System:**

A state level ICT Cell has been established at Directorate School Education in previous years for the implementation of the scheme. According to GOI guideline this scheme is integrated with RMSA & Uttarakhand Sabhi Ke Liye Madhyamik Shiksha Parisad is implementing this scheme from 2013-14. A Project Monitoring Unit (PMU) has been established to monitor and manage the implementation of the 'ICT in schools scheme' in Uttarakhand. Apart from that the ICT programme is also being monitored through the existing hierarchical Administrative structures. Substantial number of Principals has also been trained in computers to enable them to monitor the computer programmes in the schools. As per previous provisions, A Third Party Evaluation of equipments will be proposed for this project.

### **Progress Overview:**

Total 625 schools are covered under ICT. The district wise detail is following:

**Table 2 School Level wise Detail**

| S. No.       | Year of Sanction | Type of School          | Number of Schools Sanctioned |             |            |
|--------------|------------------|-------------------------|------------------------------|-------------|------------|
|              |                  |                         | Govt.                        | Govt. aided | Total      |
| 1            | 2005-06          | Secondary school        | 0                            | 0           | 0          |
|              |                  | Higher Secondary school | 25                           | 0           | 25         |
| 2            | 2007-08          | Secondary school        | 2                            | 0           | 2          |
|              |                  | Higher Secondary school | 98                           | 0           | 98         |
| 3            | 2010-11          | Secondary school        | 15                           | 0           | 15         |
|              |                  | Higher Secondary school | 485                          | 0           | 485        |
| <b>Total</b> |                  |                         | <b>625</b>                   | <b>0</b>    | <b>625</b> |

**Table 3 District wise No. of Schools having ICT@school**

| S. No.       | District Name | Secondary  |              |          |          | Higher Secondary |              |            |          | Total      |
|--------------|---------------|------------|--------------|----------|----------|------------------|--------------|------------|----------|------------|
|              |               | Boot Model | Smart School | Outright | State    | Boot Model       | Smart School | Outright   | State    |            |
| 1            | ALMORA        | 0          | 0            | 0        | 0        | 52               | 0            | 9          | 0        | 61         |
| 2            | BAGESHWAR     | 0          | 0            | 0        | 0        | 10               | 0            | 6          | 0        | 16         |
| 3            | CHAMOLI       | 0          | 0            | 0        | 0        | 45               | 0            | 7          | 0        | 52         |
| 4            | CHAMPAWAT     | 0          | 0            | 0        | 0        | 15               | 0            | 6          | 0        | 21         |
| 5            | DEHRADUN      | 0          | 0            | 0        | 0        | 46               | 0            | 12         | 0        | 58         |
| 6            | HARIDWAR      | 9          | 0            | 2        | 0        | 1                | 0            | 15         | 0        | 27         |
| 7            | NAINITAL      | 0          | 0            | 0        | 0        | 61               | 0            | 7          | 0        | 68         |
| 8            | PAURI         | 0          | 0            | 0        | 0        | 82               | 0            | 7          | 0        | 89         |
| 9            | PITHORAGARH   | 0          | 0            | 0        | 0        | 40               | 0            | 8          | 0        | 48         |
| 10           | RUDRAPRAYAG   | 0          | 0            | 0        | 0        | 21               | 0            | 6          | 0        | 27         |
| 11           | TEHRI         | 1          | 0            | 0        | 0        | 51               | 0            | 16         | 0        | 68         |
| 12           | U.S. NAGAR    | 2          | 0            | 0        | 0        | 31               | 0            | 8          | 0        | 41         |
| 13           | UTTARKASHI    | 0          | 0            | 0        | 0        | 33               | 0            | 16         | 0        | 49         |
| <b>TOTAL</b> |               | <b>12</b>  | <b>0</b>     | <b>2</b> | <b>0</b> | <b>488</b>       | <b>0</b>     | <b>123</b> | <b>0</b> | <b>625</b> |

**Financial Progress:****Table 4 Fund Position ICT@Schools****(Rs. in Lakhs)**

| Financial Year     | Fund Received  |               |                | Expenditure Upto March 2013 | Balance       |
|--------------------|----------------|---------------|----------------|-----------------------------|---------------|
|                    | GOI            | State         | Total          |                             |               |
| 2007-08            | 301.50         | 27.77         | 329.27         | 581.78                      | 79.62         |
|                    | 150.00         | 14.63         | 164.63         |                             |               |
|                    | 151.50         | 16.00         | 167.50         |                             |               |
| <b>Total</b>       | <b>603.00</b>  | <b>58.40</b>  | <b>661.40</b>  | <b>581.78</b>               | <b>79.62</b>  |
| 2010-11            | 500.00         | 166.67        | 666.67         | 0.00                        | 666.67        |
| <b>Grand Total</b> | <b>1103.00</b> | <b>225.07</b> | <b>1328.07</b> | <b>581.78</b>               | <b>746.29</b> |

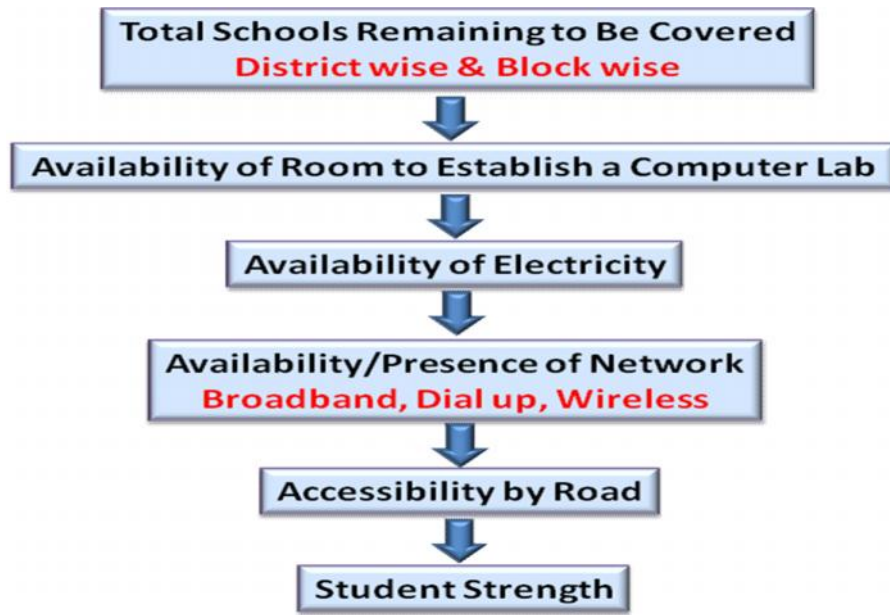
**Proposal for 2013-14:**

Total 549 schools are proposed for Boot Model and 04 schools proposed for as Smart School in 2013-14. District wise detail is following:

**Table 5 District wise Proposed No. of Schools under ICT**

| S.No.        | District    | Boot Model | Smart School | Total      |
|--------------|-------------|------------|--------------|------------|
| 1            | ALMORA      | 55         | 0            | 55         |
| 2            | BAGESHWAR   | 10         | 0            | 10         |
| 3            | CHAMOLI     | 53         | 1            | 54         |
| 4            | CHAMPAWAT   | 15         | 0            | 15         |
| 5            | DEHRADUN    | 100        | 1            | 101        |
| 6            | HARIDWAR    | 10         | 0            | 10         |
| 7            | NAINITAL    | 50         | 1            | 51         |
| 8            | PAURI       | 82         | 0            | 82         |
| 9            | PITHORAGARH | 40         | 1            | 41         |
| 10           | RUDRAPRAYAG | 22         | 0            | 22         |
| 11           | TEHRI       | 52         | 0            | 52         |
| 12           | U.S. NAGAR  | 40         | 0            | 40         |
| 13           | UTTARKASHI  | 20         | 0            | 20         |
| <b>Total</b> |             | <b>549</b> | <b>4</b>     | <b>553</b> |

**Criteria for selection of schools:**



**Table 6 Budgetary Proposal**

(Rs. in Lakhs)

| S.No.                | Activities  | Definition of unit | Proposal for 2013-14 |          |                |
|----------------------|---|--------------------|----------------------|----------|----------------|
|                      |   |                    | Unit Cost            | Physical | Fin            |
| <b>Non recurring</b> |   |                    |                      |          |                |
| 1                    | Outright Purchase Basis/State Model (Hardware and Software including furniture) |                    | 0.00                 | 0        | 0.00           |
| 2                    | BOOT model(Hardware and Software including furniture)                           |                    | 6.40                 | 549      | 3513.60        |
| 3                    | Establishment of SMART schools (Hardware and Software including furniture)      |                    | 25.00                | 4        | 100.00         |
| 4                    | Other Activity  |                    | 0.00                 | 0        | 0.00           |
|                      | <b>TOTAL non recurring</b>  |                    |                      |          | <b>3613.60</b> |
| <b>Recurring</b>     |   |                    |                      |          |                |
| <b>5</b>             | <b>One time Induction training to teachers in ICT for 10 days</b>               |                    |                      |          |                |
| 5.01                 | Outright Purchase Basis   | No. of teachers    | 0.40                 | 0        | 0.00           |
| 5.02                 | BOOT model  | No. of teachers    | 0.40                 | 549      | 219.60         |
| 5.03                 | BOOT model sanctioned in previous year  | No. of teachers    | 0.40                 | 0        | 0.00           |
| 5.04                 | Under SMART school  | No. of teachers    | 0.40                 | 4        | 1.60           |
|                      | <b>Sub Total</b>  |                    |                      |          | <b>221.20</b>  |
| <b>6</b>             | <b>Refresher training for teachers for 5 days @ Rs. 400 per day per teacher</b> |                    |                      |          |                |
| 6.01                 | Outright Purchase Basis   | No. of teachers    | 0.20                 | 0        | 0.00           |
| 6.02                 | BOOT model  | No. of teachers    | 0.20                 | 0        | 0.00           |
| 6.03                 | Under SMART school  | No. of teachers    | 0.20                 | 0        | 0.00           |
|                      | <b>Sub Total</b>  |                    |                      |          | <b>0.00</b>    |

| S.No.     | Activities  | Definition of unit | Proposal for 2013-14 |          |                |
|-----------|---|--------------------|----------------------|----------|----------------|
|           |   |                    | Unit Cost            | Physical | Fin            |
| <b>7</b>  | <b>Salary of Computer Teacher (New sanction)</b>                        |                    |                      |          |                |
| 7.01      | Outright Purchase Basis   | No. of teachers    | 1.20                 | 0        | 0.00           |
| 7.02      | BOOT model  | No. of teachers    | 1.20                 | 549      | 658.80         |
| 7.03      | BOOT model sanctioned in previous years                                 | No. of teachers    | 1.20                 | 0        | 0.00           |
| 7.04      | Under SMART school  | No. of teachers    | 1.20                 | 4        | 4.80           |
|           | <b>Sub Total</b>  |                    |                      |          | <b>663.60</b>  |
| <b>8</b>  | <b>Salary of Computer Teacher Sanctioned in previous years</b>          |                    |                      |          |                |
| 8.01      | Outright Purchase Basis   | No. of teachers    | 1.20                 | 125      | 150.00         |
| 8.02      | BOOT model  | No. of teachers    | 1.20                 | 500      | 600.00         |
| 8.03      | Under SMART school  | No. of teachers    | 1.20                 | 9        | 10.80          |
|           | <b>Sub Total</b>  |                    |                      |          | <b>760.80</b>  |
| <b>9</b>  | <b>Other Recurring Components for fresh coverage</b>                    |                    |                      |          |                |
| 9.01      | Outright Purchase Basis/State Model                                     | No of schools      | 1.20                 | 0        | 0.00           |
| 9.02      | MMER  |                    | 0.10                 | 0        | 0.00           |
| 9.03      | BOOT model  | No of schools      | 1.20                 | 549      | 658.80         |
| 9.04      | MMER  |                    | 0.10                 | 549      | 54.90          |
| 9.05      | Under SMART school  | No of schools      | 1.20                 | 4        | 4.80           |
| 9.06      | MMER  |                    | 0.10                 | 4        | 0.40           |
|           | <b>Sub Total</b>  |                    |                      |          | <b>718.90</b>  |
| <b>10</b> | <b>Other Recurring Components for schools covered in previous years</b> |                    |                      |          |                |
| 10.01     | Outright Purchase Basis/State Model                                     | No of schools      | 1.20                 | 125      | 150.00         |
| 10.02     | MMER  |                    | 0.10                 | 125      | 12.50          |
| 10.03     | BOOT model  | No of schools      | 1.20                 | 500      | 600.00         |
| 10.04     | MMER  |                    | 0.10                 | 500      | 50.00          |
| 10.05     | Under SMART school  | No of schools      | 1.20                 | 9        | 10.80          |
| 10.06     | MMER  |                    | 0.10                 | 9        | 0.90           |
|           | <b>Sub Total</b>  |                    |                      |          | <b>824.20</b>  |
| <b>11</b> | Other Activity  |                    | 0.00                 | 0        | 0.00           |
|           | <b>TOTAL Recurring</b>  |                    |                      |          | <b>3188.70</b> |
|           | <b>TOTAL ( Non recurring + recurring)</b>                               |                    |                      |          | <b>6802.30</b> |

## **Scheme for construction and running of Girls' Hostel for students of Secondary and Higher secondary schools**

The gender disparities still persist in rural areas, particularly among the disadvantaged communities like SCs, STs, OBCs and Minorities. Significant gaps in enrolment of girls at the elementary and secondary levels as compared to boys are visible. Therefore, the main objective of the scheme is to bring the girl child to school and to retain her in school. The scheme thus envisages setting up of hostels with lodging and boarding facilities in the Educationally Backward Blocks (EBBs) and areas nearing concentration of above target groups so that the girl students are not denied the opportunity to continue their study due to societal factors. Another objective of the scheme is to make Secondary and Senior Secondary education accessible to a larger number girl student.

### **Target Group**

The girl students in the age group 14-18 studying in classes IX to XII and belonging to SC, ST, OBC , Minority communities and BPL families will form the target group of the scheme. Around half of the them at least belong to the SC, ST, OBC and Minority communities.

### **Eligibility**

Girls belonging to SC, ST, OBC, Minority communities and BPL families and studying in classes IX-XII in a recognized school in the EBB (run by any authority, State, District or NGO) with a valid certificate from school Head Master will be eligible to stay in the hostels. At least 50% of the girls admitted to the hostels should belong to SC, ST, OBC, Minority communities.

## **Strategy for Construction of Hostels/Schools**

It is proposed to construct one hostel with the capacity of 100 girls in each of the educational backward blocks. Wherever there is space in KGBV compound, the hostels would preferably be constructed there. Such hostels would be under the administrative control of concerned Secondary School concerned. Students passing out of KGBV will be given preference in admission in hostel. In case, there is no spare space in the KGBV compound or in the blocks where no KGBV has been sanctioned, the hostel may be constructed in the compound of a secondary/ higher secondary school selected by the district authority. The hostel will be under the administrative control of the Headmaster/Principal of concerned school. However, students of neighboring schools will also be eligible for staying in the hostel.

The minimum living space available to each inmate should be 40 sq. feet excluding kitchen, toilet and other common space. The buildings will be designed as earthquake resistant and will be fitted with basic fire safety equipments. Efforts will also be made to design the buildings with provision for solar energy generation, use of solar cooker and biogas & rainwater harvesting. There will be provision for CWSN. State Government Nominated State Irrigated Department as construction agency for building for hostel building construction.

## **Educationally Backward Blocks (EBBs) of Uttarakhand**

National female literacy rate and gender gap greater than the average national gender gap were identified as Educationally Backward Blocks (EBBs). Uttarakhand has a total of 95 blocks of which on the basis of 1991 census there were 36 EBBs. On the basis of 2001 census the numbers of EBBs have come down from 36 to 23 however, in which four blocks (forest villages) are non habituated so only 19 EBBs are eligible for girls hostel scheme.

**Table 1 EBBs according to 1991 & according to 2001 census**

| Name of District | Name of EBB Blocks(1991) | Name of EBB Blocks (2001) | FLR 2001       | GG    |       |
|------------------|--------------------------|---------------------------|----------------|-------|-------|
| Uttarkashi       | Dunda                    | Chinyalisaur              | 41.5           | 43.1  |       |
|                  | Chinyalisaur             | Purola                    | 44.7           | 36.7  |       |
|                  | Naugaon                  | Naugaon                   | 39.5           | 39.6  |       |
|                  | Purola                   | Mori                      | 33.7           | 34    |       |
|                  | Mori                     |                           |                |       |       |
| Chamoli          | Ghat                     | ---                       | ---            | ---   |       |
|                  | Gairsain                 |                           |                |       |       |
| Rudraprayag      | Ukhimath                 | ---                       | ---            | ---   |       |
|                  | Jakholi                  |                           |                |       |       |
| Tehri            | Bhilangna                | Bhilangana                | 44.5           | 38.7  |       |
|                  | Thauldhar                | Tholdhar                  | 45.5           | 38.6  |       |
|                  | Devprayag                | Narendernagar             | 45.5           | 37.2  |       |
|                  | Jakhnidhar               | Pratapnagar               | 38.8           | 49    |       |
|                  | Jounpur                  | Jounpur                   | 39.1           | 41.6  |       |
|                  | Pratapnagar              |                           |                |       |       |
| Dehradun         | Chakrata                 | Chakrata                  | 34.8           | 24.8  |       |
|                  | Kalsi                    | Kalsi                     | 43.9           | 25.6  |       |
| Pauri            | Thalisain                | Forest Village            | 41.16          | 18.7  |       |
| Pithoragarh      | Munsyari                 | ---                       | ---            | ---   |       |
|                  | Dharchula                |                           |                |       |       |
|                  | Gangolihat               |                           |                |       |       |
| Bageshwar        | Kapkot                   | ---                       | ---            | ---   |       |
| Almora           | Lamghara                 | Dhouladevi                | 45.5           | 34.5  |       |
|                  | Dhauladevi               |                           |                |       |       |
| Champawat        | Pati                     | Forest Village            | 34.6           | 29.2  |       |
|                  | Barakot                  |                           |                |       |       |
|                  | Lohaghat                 |                           |                |       |       |
|                  | Champawat                |                           |                |       |       |
| Nanital          | Okhalkanda               | ---                       | ---            | ---   |       |
| U.S.Nagar        | Shitarganj               | Bajpur                    | 41.4           | 24.5  |       |
|                  | Khatima                  |                           |                |       |       |
|                  | Kashipur                 | Forest Village            | 35.8           | 24.6  |       |
| Haridwar         | Roorkee                  | Roorkee                   | 45.7           | 23.3  |       |
|                  | Bhagwanpur               | Bhagwanpur                | 42.4           | 25.7  |       |
|                  | Khanpur                  | Khanpur                   | 36.6           | 30.6  |       |
|                  | Laksar                   |                           | Narsan         | 43.2  | 27.7  |
|                  |                          |                           | Bahadrabad     | 46    | 24.7  |
|                  |                          |                           | Lakhar         | 42.7  | 29.5  |
|                  |                          |                           | Forest Village | 15.17 | 20.89 |
| <b>Total</b>     | <b>36</b>                | <b>23</b>                 |                |       |       |

## Implementation

The implementation of the scheme is doing Uttarakhand Sabhi Ke Liye Madhyamik Shiksha Parishad. State Irrigation department or construction agency prepared detail estimates and local specific design for each hostel. Government of India approved site specific design and construction cost as per state SOR for each



A lady teacher from the KGBV in which the hostel will be located or from the schools to which the hostel will be attached may be appointed as warden of the hostel. She will be paid an honorarium as per the norms of the scheme in addition to her salary. She will also be entitled to free family accommodation in the hostel.

Each inmate has been provided with photo ID along with unique number in order to ensure easy monitoring. On the back of the card, grievance redressal mechanism and contact numbers and addresses of responsible persons is provided in the local language. State Governments are also encouraged to set up free help lines for redressal of grievances.

An ICT based Management System has been developed in consultation with State Governments so that the financial assistance can directly go into the account of each student to be maintained by a public sector bank situated nearest to the institutions/hostels.

In the context of rural Uttarakhand, especially families inhabiting in the interior most scattered hilly habitations, even though there is a felt need of education for girls amongst the parents there is equally strong unwillingness to send them to residential schools. Hence, confidence-building measures in phased manner will be taken up for preparing parents to send their girl children to these residential schools. This activity carried out with the help of local NGOs, DPO, BPO.

Status of KGBVs-According to census 1991 and 2001 there are 28 KGBVs are running in Uttarakhand. State Government took decision for continue the hostel and free boarding lodging facilities to all class VIII passed girls in KGBVs till class XII, but only 19 KGBVs or EBBs are eligible for Girl Hostel scheme according to census 2001. State Government sanctioned 100 bedded girls hostel building in all rest 09

KGBVs are also bearing the recurring cost of all girls studying in these hostels.

**Table 2 KASTURABA GHANDHI BALIKA VIDHYALYA UTTRAKHAND (2012-13)**

| S. N.              | District    | Block                 | Place of KGBV       | VI         | VII        | VIII       | Total Enrolled 6-8 | IX         | X          | XI        | XII       | Total (9 to 12) | Grand total |
|--------------------|-------------|-----------------------|---------------------|------------|------------|------------|--------------------|------------|------------|-----------|-----------|-----------------|-------------|
| 1                  | Almora      | <b>Dhauladevi</b>     | Chagethigaon        | 10         | 16         | 8          | <b>34</b>          | 5          | 5          | 0         | 0         | <b>10</b>       | 44          |
|                    |             | Lamagara              | Jainti              | 14         | 24         | 12         | <b>50</b>          | 9          | 7          | 3         | 9         | <b>28</b>       | 78          |
| 2                  | Bageshwar   | Kapkot                | Kapkot              | 12         | 16         | 22         | <b>50</b>          | 7          | 6          | 3         | 11        | <b>27</b>       | 77          |
| 3                  | Chamoli     | Ghat                  | Ghat                | 6          | 14         | 14         | <b>34</b>          | 12         | 6          | 4         | 6         | <b>28</b>       | 62          |
| 4                  | Champawat   | Champawat             | Tanakpur            | 17         | 16         | 17         | <b>50</b>          | 13         | 9          | 3         | 9         | <b>34</b>       | 84          |
| 5                  | Dehradun    | <b>Kalsi</b>          | Koraba              | 20         | 18         | 8          | <b>46</b>          | 3          | 7          | 0         | 0         | <b>10</b>       | 56          |
|                    |             | <b>Chakarata</b>      | Tyuni               | 22         | 25         | 1          | <b>48</b>          | 0          | 0          | 0         | 0         | <b>0</b>        | 48          |
| 6                  | Haridwar    | <b>Narsan</b>         | Harjolijat          | 23         | 10         | 17         | <b>50</b>          | 10         | 6          | 3         | 4         | <b>23</b>       | 73          |
|                    |             | <b>Roorkee</b>        | Bajuhedi            | 0          | 20         | 18         | <b>38</b>          | 5          | 19         | 0         | 0         | <b>24</b>       | 62          |
|                    |             | <b>Laksar</b>         | Akaberpur Ud        | 13         | 15         | 21         | <b>49</b>          | 7          | 14         | 0         | 0         | <b>21</b>       | 70          |
|                    |             | <b>Bahadarabad</b>    | Ranimajara          | 22         | 14         | 14         | <b>50</b>          | 16         | 1          | 0         | 0         | <b>17</b>       | 67          |
|                    |             | <b>Bahgwanpur</b>     | Mohitpur            | 13         | 19         | 6          | <b>38</b>          | 25         | 14         | 0         | 0         | <b>39</b>       | 77          |
|                    |             | <b>Forest Village</b> | Badiwala            | 30         | 4          | 10         | <b>44</b>          | 36         | 0          | 0         | 0         | <b>36</b>       | 80          |
|                    |             | <b>Khanpur</b>        | Gowardhanpur        | 6          | 36         | 8          | <b>50</b>          | 7          | 0          | 0         | 0         | <b>7</b>        | 57          |
| 7                  | Nanital     | Okhalkhanda           | Okhalkhanda khansue | 11         | 27         | 12         | <b>50</b>          | 9          | 26         | 0         | 0         | <b>35</b>       | 85          |
| 8                  | Pauri       | Thalisain             | Tripalisain         | 8          | 13         | 12         | <b>33</b>          | 11         | 3          | 7         | 1         | <b>22</b>       | 55          |
| 9                  | Pithoragarh | Gangolihat            | Dasaithall          | 9          | 20         | 19         | <b>48</b>          | 9          | 7          | 6         | 5         | <b>27</b>       | 75          |
| 10                 | Tehri       | <b>Jaunpur</b>        | Rautu Ki Beli       | 9          | 15         | 17         | <b>41</b>          | 11         | 1          | 0         | 0         | <b>12</b>       | 53          |
|                    |             | <b>Bhilangana</b>     | Raunsal             | 4          | 15         | 20         | <b>39</b>          | 15         | 10         | 1         | 0         | <b>26</b>       | 65          |
|                    |             | <b>Narendranagar</b>  | Aampata             | 12         | 13         | 14         | <b>39</b>          | 8          | 13         | 4         | 1         | <b>26</b>       | 65          |
|                    |             | <b>Pratapnagar</b>    | Sujaddgaon          | 19         | 5          | 4          | <b>28</b>          | 13         | 0          | 0         | 0         | <b>13</b>       | 41          |
|                    |             | <b>Thauldhar</b>      | Kaushal             | 2          | 6          | 4          | <b>12</b>          | 1          | 3          | 19        | 6         | <b>29</b>       | 41          |
| 11                 | U.S.Nagar   | Sitarganj             | Sitarganj           | 13         | 20         | 17         | <b>50</b>          | 12         | 18         | 12        | 3         | <b>45</b>       | 95          |
|                    |             | <b>Bajpur</b>         | Bajpur              | 36         | 8          | 6          | <b>50</b>          | 0          | 2          | 0         | 0         | <b>2</b>        | 52          |
| 12                 | Utterkashi  | <b>Naugaon</b>        | Gangani             | 14         | 17         | 9          | <b>40</b>          | 6          | 6          | 11        | 0         | <b>23</b>       | 63          |
|                    |             | <b>Chinyalisaur</b>   | Dhanpur             | 16         | 4          | 26         | <b>46</b>          | 12         | 0          | 15        | 0         | <b>27</b>       | 73          |
|                    |             | <b>Purola</b>         | Kandiyal Gaon       | 10         | 9          | 31         | <b>50</b>          | 7          | 0          | 5         | 3         | <b>15</b>       | 65          |
|                    |             | <b>Mori</b>           | Kharsari            | 16         | 23         | 11         | <b>50</b>          | 17         | 11         | 0         | 8         | <b>36</b>       | 86          |
| <b>Grand Total</b> |             |                       |                     | <b>387</b> | <b>442</b> | <b>378</b> | <b>1207</b>        | <b>286</b> | <b>194</b> | <b>96</b> | <b>66</b> | <b>642</b>      | <b>1849</b> |

Previous Year Programme-GOI sanctioned 19 girls hostel building in year 2012-13, State Project Office signed MOU with construction agency for each hostel individually. Construction agency prepared site specific detail estimate and designed for all girls hostel. After appraisal of detail estimates and design GOI sanctioned following amount an non-recurring grant for Girls Hostel.

**Table 3 Sanction and Released Non-Recurring Grant for Girls Hostel, Uttarakhand (2012-13)**

*(Rs. in lakhs)*

| S.No.        | District   | Block          | Location of Girls Hostel | Construction Cost | Furniture     | Gas Connection | Total Approved Cost | Fund released to construction agency |
|--------------|------------|----------------|--------------------------|-------------------|---------------|----------------|---------------------|--------------------------------------|
| 1            | Uttarkashi | Chinyalisaur   | KGBV Danpur              | 176.02            | 6.71          | 0.20           | 182.93              | 88.01                                |
| 2            | Uttarkashi | Purola         | KGBV Kandiyalgaon        | 194.91            | 6.71          | 0.20           | 201.82              | 97.46                                |
| 3            | Uttarkashi | Naugaon        | KGBV Gangani             | 196.57            | 6.71          | 0.20           | 203.48              | 98.29                                |
| 4            | Uttarkashi | Mori           | KGBV Kharsari            | 198.82            | 6.71          | 0.20           | 205.73              | 99.41                                |
| 5            | Tehri      | Bhilangana     | KGBV Rounsai             | 208.70            | 6.71          | 0.20           | 215.61              | 104.35                               |
| 6            | Tehri      | Tholdhar       | GHSS Kaushal             | 185.85            | 6.71          | 0.20           | 192.76              | 92.93                                |
| 7            | Tehri      | Narendra Nagar | KGBV Aampata             | 197.80            | 6.71          | 0.20           | 204.71              | 98.9                                 |
| 8            | Tehri      | Pratap Nagar   | GIC Lambgaon             | 179.53            | 6.71          | 0.20           | 186.44              | 89.77                                |
| 9            | Tehri      | Jaunpur        | KGBV Routu Ke Beli       | 186.62            | 6.71          | 0.20           | 193.53              | 93.31                                |
| 10           | Haridwar   | Roorkee        | KGBV Bajuhari            | 189.33            | 6.71          | 0.20           | 196.24              | 94.67                                |
| 11           | Haridwar   | Bhagwanpur     | KGBV Badiwala            | 176.05            | 6.71          | 0.20           | 182.96              | 88.03                                |
| 12           | Haridwar   | Khanpur        | GHSS Goverdhanpur        | 167.20            | 6.71          | 0.20           | 174.11              | 83.6                                 |
| 13           | Haridwar   | Bahadarabad    | KGBV Rani Majra          | 187.48            | 6.71          | 0.20           | 194.39              | 93.74                                |
| 14           | Haridwar   | Narsan         | KGBV Harjoli Jatt        | 180.74            | 6.71          | 0.20           | 187.65              | 90.37                                |
| 15           | Haridwar   | Laksar         | KGBV Akbarpur Ud         | 189.07            | 6.71          | 0.20           | 195.98              | 94.54                                |
| 16           | Dehradun   | Chakrata       | GIC Tyunee               | 186.11            | 6.71          | 0.20           | 193.02              | 93.06                                |
| 17           | Dehradun   | Kalsi          | GIC Kalsi                | 175.95            | 6.71          | 0.20           | 182.86              | 87.98                                |
| 18           | Almora     | Dhauladevi     | KGBV Chagethi            | 191.45            | 6.71          | 0.20           | 198.36              | 95.73                                |
| 19           | US Nagar   | Bajpur         | GGIC Bajpur              | 184.49            | 6.71          | 0.20           | 191.40              | 92.25                                |
| <b>Total</b> |            |                |                          | <b>3552.69</b>    | <b>127.49</b> | <b>3.80</b>    | <b>3683.98</b>      | <b>1776.40</b>                       |

GOI sanctioned Rs. 3683.98 lakhs as non-recurring grant and released Rs. 1699.22 lakhs as 1st instalment. State government also released Rs. 188.80 lakhs as state share. State Project Office released Rs. 1776.40 lakhs to construction agency as 1st instalment against total received fund Rs. 1888.02 lakhs.

There were 357 girls are lived in 18 girls hostel within the premises of KGBVs in year 2012-13. State government released Rs. 98.09 lakhs as recurring cost on those girls. GOI has not release any amount for recurring grant against year 2012-13 expenditure table 4.

**Table 4 Uttarakhand Recurring Expenditure on Girls Hostel in year 2012-13 (Borne By State Government)**

| S.No         | District   | Block          | No. of Inmates | Fooding & Lodging per month @ Rs. 850 per month | News paper / magazines and sports @ Rs 2000 per month | Toiletries and sanitation @ Rs. 100 per month each girl | Medical care @ Rs 750 per year per girl | Miscellaneous @ Rs. 40000 per year | Honorarium of warden per month @ Rs 5000 per month | Head Cook Rs @ 5150 (as per minimum wages of Uttarakhand) | 2 Astd. Cook @ Rs 4880 (as per minimum wages of Uttarakhand) | Chowkidar Rs @ 5150 (as per minimum wages of Uttarakhand) | Electricity/Water @ Rs 5000 per month | Maintenance @ Rs 40000 per year | Total             | MMER @3%         | Total             |
|--------------|------------|----------------|----------------|---|---|---|---|------------------------------------|--|---|--|---|---------------------------------------|---------------------------------|-------------------|------------------|-------------------|
| 1            | Uttarkashi | Chinyalisaur   | 27             | 275400.00                                       | 54000.00  | 32400.00  | 20250.00                                | 40000.00                           | 30000.00   | 30900.00  | 58560.00   | 30900.00  | 5000.00                               | 40000.00                        | 617410.00         | 18522.30         | 635932.30         |
| 2            | Uttarkashi | Purola         | 15             | 153000.00                                       | 30000.00  | 18000.00  | 11250.00                                | 40000.00                           | 30000.00   | 30900.00  | 58560.00   | 30900.00  | 5000.00                               | 40000.00                        | 447610.00         | 13428.30         | 461038.30         |
| 3            | Uttarkashi | Naugaon        | 36             | 367200.00                                       | 72000.00  | 43200.00  | 27000.00                                | 40000.00                           | 30000.00   | 30900.00  | 58560.00   | 30900.00  | 5000.00                               | 40000.00                        | 744760.00         | 22342.80         | 767102.80         |
| 4            | Uttarkashi | Mori           | 23             | 234600.00                                       | 46000.00  | 27600.00  | 17250.00                                | 40000.00                           | 30000.00   | 30900.00  | 58560.00   | 30900.00  | 5000.00                               | 40000.00                        | 560810.00         | 16824.30         | 577634.30         |
| 5            | Tehri      | Bhilangan a    | 23             | 265200.00                                       | 52000.00  | 31200.00  | 19500.00                                | 40000.00                           | 30000.00   | 30900.00  | 58560.00   | 30900.00  | 5000.00                               | 40000.00                        | 603260.00         | 18097.80         | 621357.80         |
| 6            | Tehri      | Tholdhar       | 29             | 295800.00                                       | 58000.00  | 34800.00  | 21750.00                                | 40000.00                           | 30000.00   | 30900.00  | 58560.00   | 30900.00  | 5000.00                               | 40000.00                        | 645710.00         | 19371.30         | 665081.30         |
| 7            | Tehri      | Narendra Nagar | 26             | 265200.00                                       | 52000.00  | 31200.00  | 19500.00                                | 40000.00                           | 30000.00   | 30900.00  | 58560.00   | 30900.00  | 5000.00                               | 40000.00                        | 603260.00         | 18097.80         | 621357.80         |
| 8            | Tehri      | Pratap Nagar   | 16             | 132600.00                                       | 26000.00  | 15600.00  | 9750.00                                 | 40000.00                           | 30000.00   | 30900.00  | 58560.00   | 30900.00  | 5000.00                               | 40000.00                        | 419310.00         | 12579.30         | 431889.30         |
| 9            | Tehri      | Jaunpur        | 12             | 122400.00                                       | 24000.00  | 14400.00  | 9000.00                                 | 40000.00                           | 30000.00   | 30900.00  | 58560.00   | 30900.00  | 5000.00                               | 40000.00                        | 405160.00         | 12154.80         | 417314.80         |
| 10           | Haridwar   | Roorkee        | 23             | 244800.00                                       | 48000.00  | 28800.00  | 18000.00                                | 40000.00                           | 30000.00   | 30900.00  | 58560.00   | 30900.00  | 5000.00                               | 40000.00                        | 574960.00         | 17248.80         | 592208.80         |
| 11           | Haridwar   | Bhagwanpur     | 44             | 367200.00                                       | 72000.00  | 43200.00  | 27000.00                                | 40000.00                           | 30000.00   | 30900.00  | 58560.00   | 30900.00  | 5000.00                               | 40000.00                        | 744760.00         | 22342.80         | 767102.80         |
| 12           | Haridwar   | Khanpur        | 6              | 71400.00  | 14000.00  | 8400.00   | 5250.00                                 | 40000.00                           | 30000.00   | 30900.00  | 58560.00   | 30900.00  | 5000.00                               | 40000.00                        | 334410.00         | 10032.30         | 344442.30         |
| 13           | Haridwar   | Bahadarabad    | 28             | 234600.00                                       | 46000.00  | 27600.00  | 17250.00                                | 40000.00                           | 30000.00   | 30900.00  | 58560.00   | 30900.00  | 5000.00                               | 40000.00                        | 560810.00         | 16824.30         | 577634.30         |
| 14           | Haridwar   | Narsan         | 20             | 214200.00                                       | 42000.00  | 25200.00  | 15750.00                                | 40000.00                           | 30000.00   | 30900.00  | 58560.00   | 30900.00  | 5000.00                               | 40000.00                        | 532510.00         | 15975.30         | 548485.30         |
| 15           | Haridwar   | Laksar         | 29             | 173400.00                                       | 34000.00  | 20400.00  | 12750.00                                | 40000.00                           | 30000.00   | 30900.00  | 58560.00   | 30900.00  | 5000.00                               | 40000.00                        | 475910.00         | 14277.30         | 490187.30         |
| 16           | Dehradun   | Chakrata       | 07             | 0.00  | 0.00  | 0.00  | 0.00                                    | 40000.00                           | 30000.00   | 30900.00  | 58560.00   | 30900.00  | 5000.00                               | 40000.00                        | 235360.00         | 7060.80          | 242420.80         |
| 17           | Dehradun   | Kalsi          | 14             | 102000.00                                       | 20000.00  | 12000.00  | 7500.00                                 | 40000.00                           | 30000.00   | 30900.00  | 58560.00   | 30900.00  | 5000.00                               | 40000.00                        | 376860.00         | 11305.80         | 388165.80         |
| 18           | Almora     | Dhauladevi     | 10             | 102000.00                                       | 20000.00  | 12000.00  | 7500.00                                 | 40000.00                           | 30000.00   | 30900.00  | 58560.00   | 30900.00  | 5000.00                               | 40000.00                        | 376860.00         | 11305.80         | 388165.80         |
| 19           | US Nagar   | Bajpur         | 25             | 20400.00  | 4000.00   | 2400.00   | 1500.00                                 | 40000.00                           | 30000.00   | 30900.00  | 58560.00   | 30900.00  | 5000.00                               | 40000.00                        | 263660.00         | 7909.80          | 271569.80         |
| <b>Total</b> |            |                | <b>413</b>     | <b>3641400.00</b>                               | <b>714000.00</b>                                      | <b>428400.00</b>  | <b>267750.00</b>                        | <b>760000.00</b>                   | <b>570000.00</b>                                   | <b>587100.00</b>  | <b>1112640.00</b>  | <b>587100.00</b>  | <b>95000.00</b>                       | <b>760000.00</b>                | <b>9523390.00</b> | <b>285701.70</b> | <b>9809091.70</b> |

It is proposed that GOI also release Rs. 88.28 lakhs as recurring cost of year 2012-13 to State Government.

## Proposal of Recurring grant for 2013-14

581 girls have been covered in year 2013-14 in 19 girls hostels. The detail proposal is following-

**Table 5 Status of Girls Hostel**

| S. No        | Name of the District | NO of GH sanc. | No of operational Girls Hostels | Out of Total No of inmates in functional girls hostel (as on 31-03-13) |            |           |           |          |           |            |
|--------------|----------------------|----------------|---------------------------------|--|------------|-----------|-----------|----------|-----------|------------|
|              |                      |                |                                 | Total  | SC         | ST        | OBC       | Minority | BPL (Gen) | Total      |
| 1            | ALMORA               | 1              | 1                               | 10   | 4          | 0         | 0         | 0        | 6         | 10         |
| 2            | DEHRADUN             | 2              | 2                               | 21   | 6          | 15        | 0         | 0        | 0         | 21         |
| 3            | HARIDWAR             | 6              | 6                               | 150  | 114        | 7         | 11        | 5        | 13        | 150        |
| 4            | TEHRI                | 5              | 5                               | 106  | 35         | 0         | 21        | 0        | 50        | 106        |
| 5            | U.S. NAGAR           | 1              | 1                               | 25   | 9          | 13        | 2         | 0        | 1         | 25         |
| 6            | UTTARKASHI           | 4              | 4                               | 101  | 41         | 0         | 48        | 0        | 12        | 101        |
| <b>TOTAL</b> |                      | <b>19</b>      | <b>19</b>                       | <b>413</b>   | <b>209</b> | <b>35</b> | <b>82</b> | <b>5</b> | <b>82</b> | <b>413</b> |

**Table 6 Budgetary Proposal**

(Rs. in Lakhs)

| S.No.                          | Activities   | Definition of unit | Proposal for 2013-14 |          |             |
|--------------------------------|--|--------------------|----------------------|----------|-------------|
|                                |  |                    | Unit Cost            | Physical | Fin         |
| <b>Non-Recurring grant</b>     |  |                    |                      |          |             |
| 1                              | Construction of building including two room accommodation for warden   | No. of hostels     | 0.00                 | 0        | 0.00        |
| 2                              | Boundary Wall  | No. of hostels     | 0.00                 | 0        | 0.00        |
| 3                              | Boring Hand pump (minimum rates prescribed by State Drinking Water department subject to a ceiling of Rs.1.00 lakh | No. of hostels     | 0.00                 | 0        | 0.00        |
| 4                              | Electricity  | No. of hostels     | 0.00                 | 0        | 0.00        |
| 5                              | Furniture and equipment including kitchen equipment  | No. of hostels     | 0.00                 | 0        | 0.00        |
| 6                              | Bedding etc  | No. of hostels     | 0.00                 | 0        | 0.00        |
| 7                              | Other Activity   |                    | 0.00                 | 0        | 0.00        |
| <b>Sub total non recurring</b> |  |                    |                      |          | <b>0.00</b> |
| <b>Recurring grant</b>         |  |                    |                      |          |             |
| 8                              | Fooding/lodging expenditure per girl child @ Rs. 850 per month   | No. of hostels     | 0.0085               | 413      | 42.13       |
| 9                              | Honorarium of warden @ Rs. 5,000 per month (in addition to her salary as teacher)                                  | No. of hostels     | 0.05                 | 19       | 11.40       |
| 10                             | Chowkidar @ Rs. 5,150 per month  | No. of hostels     | 0.05                 | 19       | 11.40       |
| 11                             | 1 Head Cook @ Rs. 5,150 per month and 2 Asst. Cook @ Rs 4, 880 per month   | No. of hostels     | 0.05                 | 57       | 34.20       |
| 12                             | Electricity / Water per year   | No. of hostels     | 0.50                 | 19       | 114.00      |

| S.No.     | Activities  | Definition of unit | Proposal for 2013-14 |          |               |
|-----------|---|--------------------|----------------------|----------|---------------|
|           |   |                    | Unit Cost            | Physical | Fin           |
| 13        | Maintenance per year  | No. of hostels     | 0.40                 | 19       | 7.60          |
| 14        | Medical care @ Rs. 750 per year per girl                    | No. of hostels     | 0.0075               | 413      | 3.10          |
| 15        | Toiletries and sanitation @ Rs. 100 per month for each girl | No. of hostels     | 0.001                | 413      | 4.96          |
| 16        | News paper / Magazines and sports @ Rs. 2,000 per Month     | No. of hostels     | 0.02                 | 19       | 4.56          |
| 17        | Miscellaneous   | No. of hostels     | 0.40                 | 19       | 7.60          |
|           | <b>Sub total</b>  |                    |                      |          | <b>240.94</b> |
| <b>18</b> | <b>MMER</b>   |                    |                      |          |               |
| 18.01     | Monitoring  |                    |                      | 0        | 0.00          |
| 18.02     | Research & Evaluation                                       |                    |                      | 0        | 0.00          |
| 18.03     | Publicity   |                    |                      | 0        | 0.00          |
|           | <b>Sub total MMER</b>                                       |                    |                      |          | <b>6.02</b>   |
| 19        | Transportation Facility (Per Girl)                          |                    | 0.06                 | 289      | 17.34         |
|           | <b>Sub total recurring</b>                                  |                    |                      |          | <b>264.30</b> |
|           | <b>TOTAL ( Non recurring + recurring)</b>                   |                    |                      |          | <b>264.30</b> |

## Vocational Education

Vocational scheme had been launched in 1989-90. At that time Uttarakhand was the part of Uttar Pradesh. So 107 schools covered and 214 vocational sections were sanctioned. Total no. of 96 schools including 32 aided schools was functional till 2005-06. The scheme has been wound up in 2005-06. The following vocational courses were running in these schools.

1. Photography.
  2. Stenography and Typing.
  3. Fashion Designing.
  4. Auto mobile
  5. Spinning
  6. Radio and TV
  7. Nursery.
  8. Fruit Pre Salvation
  9. Food preservation
  10. Library Science
  11. Dry Cleaning and dying
  12. Cooking
  13. Electronic
  14. Banking and Confectionary
  15. Textile Designing
  16. Multi Purpose Hospitality/Basic Health system
  17. Audit and accountancy.
- **Objectives:** To introduce Vocational Courses in 40 Senior Secondary Schools in Uttarakhand.
  - **Target group:** Class XI & XII students.
  - **No. of Vocational Courses:** 2 per school

- **No. of students per vocational course:** 25 in each section
- **No. of vocational students in each school:** 200 (Approximate)
- **No. of Sections in each School:** 2 x 4= 8 (in two trades/subjects)

**Institutions to be covered:-**

The institutions having good enrollment in Class XI have been proposed in the first phase. The subject/Trade of Automobile has been proposed after mapping with the polytechnics & I.T.Is. In some places there is great demand of skill manpower in auto sector due to increase of vehicles and transport in the hill state. State Industrial Development Corporation of Uttarakhand Limited (SIDCUL) is established and developed industrial areas in US Nagar, Haridwar and Dehradun districts. Many industries are established in the field of Automobile, IT, Pharmaceutical etc. in these districts.

The subject/trade Tourism has been proposed due to high demand of tourist guide in Uttarakhand. H.N.B. Garhwal University (Central University) is running Graduate & Post Graduate course in Tourism. Garhwal Mandal Vikas Nigam (GMVN) & Kumaun Mandal Vikas Nigam (KMVN) which are semi Government organization of Uttarakhand are recruiting tourist guides.

**Selection of Schools**

01 school from each hilly district and 10 schools from each plain district are proposed for new vocational school in 2013-14.

**Criteria for Selection**

At least 25 students will be enrolled in one sector. Skill Knowledge Provides (SKP) will be nearby of school which will agree for field training and support to vocation sector in school.



## **Proposed Sectors**

1. Automobile
2. Retail
3. Security
4. IT
5. Tourism
6. Pharmaceutical (Health Care)
7. Horticulture
8. Food Processing and Preservation

National Occupation Standard Curriculum and Course Material are already prepared by MHRD and PSS Central Institute of Vocational Education (PSSCIVE), Bhopal for Automobile, Retail, Security and IT. These sectors are going on in Haryana, so Uttarakhand adopt some curriculum and material for these 04 sectors. The State proposed 04 new Vocational subjects i.e. Tourism, Pharmaceuticals (Health Care) Horticulture and Food Processing and preservation as per demand of the society. The curriculum and subject material will be developed by state and submit to MHRD for vetting.

It has been proposed to course the 02 sectors by each school as per local need. There courses from class XI shall be introduced as optional subject in selected schools in the state. The students having enrolled in class XI would opt for any one of the subject. The courses shall commence from class XI in session 2014-15.

## **Continuous comprehensive Evaluation**

Continuous & comprehensive evaluation is a developmental process of students which emphasizes on to fold objectives. These objectives are continuity in evaluation and assessment broad based learning and behavioral outcomes on the others. This process would create an

environment for teaching & learning on day to day basis. Lessen mental pressure on students and reduce cramming.

### **Provision of Infrastructure**

The selected schools are large schools having adequate no. of classrooms and ICT Labs. Availability of ICT Labs shall enable the transaction ICT skill courses. The existing classrooms and offices will be utilized for these vocational subjects. However two workshop/ Laboratory have been asked for in the projects for the smooth conduct of practical.

### **Implementation Partners**

To begin this project the state Govt. will be recommended for implementation partner following the Haryana model of NVEQF. However Industrial linkages will be established with the Technical Education Department as well as skill knowledge providers in the state.

### **Provision of Faculty & Training**

One regular vocational coordinator/Principal and four vocational teachers on contract basis for two subjects for each school would be deployed. Care would be taken to identify faculty with proper certification and experience.

The faculty shall be provided seven days In-service training and thirty days induction training with the help of National Skill Development Council (NSDC), PSSCIVE and SCERT.

### **Involvement of Industries:-**

As the ultimate consumer of the output of education and training system, industries has to play a pro active role in skill development initiatives and to support the action taken by other stakeholders in accordance with the current market needs. Keeping in view the above the provision of industries coordinator in each subject/ trade has been made on regular basis.

## **Certification**

The certification will be done by Uttarakhand Vidyalayee Shiksha Parisad, Ramnagar.

## **Proposed Activities for 2013-14**

The following activities are proposed for 2013-14:-

1. Selection of New Vocational Schools.
2. Preparation of Curriculum and material for new proposed vocational sector.
3. Vetting of curriculum and other material from GOI and NSDC.
4. Infrastructure in selected new Vocational schools.
5. Identification of Skill Knowledge Provides in state.
6. MOV with SKPs.
7. Develop Evaluation System for Vocational Courses.
8. Selection of Manpower and training selection process.
9. Creation of Vocational Education implementation team and establishment of management offices at state and district level.

**Table 1 Detail of Proposed New Vocational Schools**

| S. No | District  | Block/<br>Taluka/<br>Municipal Corporation | Name of the Higher Secondary schools/ Accredited Institutions where the vocational school being proposed (Base year 2012-13) | No of students expected to be enrolled in vocational schools/ Accredited centre |     |     | Name of the enterprises/Industry/Organisation etc. which the school linkages with | Trade Proposed             |
|-------|-----------|--|--|---|-----|-----|---|----------------------------|
|       |           |  |  | B   | G   | T   |   |                            |
| 1     | ALMORA    | HAWALBAG                                   | G.I.C. LODHIYA   | 20  | 5   | 25  | Polytechnic & Tata Motor Workshop   | Auto Mobiles & I.T         |
| 2     | BAGESHWAR | Bageshwar                                  | V.M.J.S.G I.C. Bageshwar   | 50  | 0   | 50  | K M.V.N.& I.T.I kamairi.  | Tourism & I.T              |
| 3     | CHAMOLI   | DASHOLI                                    | GIC GOPESHWAR  | 216   | 0   | 216 | GOVT POLYTECHNIC GHINGRAN CHAMOLI, HILTRON CALC, ROHAN MOTORS                     | IT & Automobile            |
|       | CHAMOLI   | JOSHIMAT                                   | GGIC JOSHIMATH   | 0   | 119 | 119 | COMPUTER CENTER, GMVN   | IT & Tourism               |
| 4     | CHAMPAWAT | Champawat                                  | GIC Lohaghat   | 25  | 0   | 25  | Polytechnic, KMVN   | IT, TOURISM                |
| 5     | DEHRADUN  | CHAKRATA                                   | G.I.C BHATAD   | 25  | 25  | 50  | Local Product & Pharmacy Selaqui  | Food Processing & Pharmacy |
|       | DEHRADUN  | KALSI                                      | G. I. C SAHIYA   | 25  | 25  | 50  | Local Product & Pharmacy Selaqui  | Pharmacy & Food Processing |
|       | DEHRADUN  | VIKASNAGAR                                 | G.I.C HARBERTPUR   | 25  | 25  | 50  | Local & Selaquie Pharma City  | Auto Mobile & Pharmacy     |
|       | DEHRADUN  | SAHASPUR                                   | G.I.C MUSSORIEE  | 25  | 25  | 50  | Local Market  | Tourism & Retail           |
|       | DEHRADUN  | SAHASPUR                                   | G.I.C PAUNDHA  | 25  | 25  | 50  | Local & Pharma City   | Pharmacy & Auto Mobile     |
|       | DEHRADUN  | SAHASPUR                                   | G.I.C SELAKUI  | 25  | 25  | 50  | Local & Pharma City   | Auto Mobile & Pharmacy     |
|       | DEHRADUN  | RAIPUR                                     | G.I.C BSN GUJRARA  | 25  | 25  | 50  | IT Park & Local   | Retail & IT                |
|       | DEHRADUN  | RAIPUR                                     | G.G.I.C RAJPUR ROAD  | 0   | 50  | 50  | Local Market & GMVN   | Retail & IT                |
|       | DEHRADUN  | DOIWALA                                    | G.G.I.C RISHIKESH  | 0   | 50  | 50  | Local Market & GMVN   | Retail & Tourism           |
|       | DEHRADUN  | DOIWALA                                    | G.I.C IDPL VEERBHADRA  | 25  | 25  | 50  | Local Market & GMVN   | Tourism & Retail           |
| 6     | HARIDWAR  | HARIDWAR MB                                | G.G.I.C. JAWALAPUR   | 0   | 30  | 30  | ITI JAGJEETPUR HERO SERVICE CENTER HARIDWAR,                                      | IT & Automobile            |
|       | HARIDWAR  | HARIDWAR MB                                | G.I.C. BHEL  | 15  | 15  | 30  | HERO SERVICE CENTER HARIDWAR, ITI JAGJEETPUR                                      | IT & Automobile            |
|       | HARIDWAR  | ROORKEE MB                                 | G.I.C. ROORKEE   | 0   | 30  | 30  | SAKUMBARI AUTO MOBILE ROORKEE ITI Roorkee   | IT & Automobile            |

| S. No        | District    | Block/<br>Taluka/<br>Municipal Corporation | Name of the Higher Secondary schools/ Accredited Institutions where the vocational school being proposed (Base year 2012-13) | No of students expected to be enrolled in vocational schools/ Accredited centre |            |             | Name of the enterprises/ Industry/Organisation etc. which the school linkages with | Trade Proposed        |
|--------------|-------------|--|--|---|------------|-------------|--|-----------------------|
|              |             |  |  | B   | G          | T           |  |                       |
| 7            | NAINITAL    | HALDWANI                                   | GGIC Haldwani  | 0   | 187        |             | Local Market, Pant Nagar University  | IT & Retail           |
| 1            | PAURI       | KHIRSU                                     | GOVT.INTER COLLEGE SRINAGAR  | 25  | 0          | 25          | HNBGU SRINAGAR   | I.T & Turism          |
| 9            | PITHORAGARH | Bin  | GIC PITTORAGARH  | 20  | 5          | 25          | I.T.I/K.M.V.N.Ltd.   | IT & TOURISM          |
| 10           | Rudraprayag | Augustyamuni                               | G.I.C.Rudraprayag  | 48  | 15         | 63          | GMVN & ITI, POLYTECH   | IT & Tourism          |
| 11           | TEHRI       | Narendranagar                              | GICTapovan   | 29  | 46         | 75          | GMVN , Tata Motors   | Tourism & Automobile  |
| 12           | U.S. NAGAR  | Sitarganj                                  | GIC,Sitarganj  | 50  | 0          | 50          | Sidcul,Sitarganj   | Security & Automobile |
|              | U.S. NAGAR  | Sitarganj                                  | GIC,Shaktifarm   | 50  | 0          | 50          | Sidcul,Shaktifarm  | Security & Automobile |
|              | U.S. NAGAR  | Rudrapur                                   | GIC,Rudrapur   | 50  | 0          | 50          | Sidcul,Pantnagar   | IT & Automobile       |
|              | U.S. NAGAR  | Rudrapur                                   | GGIC,Pantnagar   | 0   | 50         | 50          | Sidcul,Pantnagar   | IT & Automobile       |
|              | U.S. NAGAR  | Kashipur                                   | GIC,Mahuvakhedaganj  | 25  | 25         | 50          | Sidcul,Mahuvakhedaganj   | Retail & Automobile   |
| 13           | UTTARKASHI  | Bhatwari                                   | GIC UTTARKASHI   | 25  | 0          | 25          | GMVN & POLYTECH  | IT & Tourism          |
| <b>TOTAL</b> |             |  |  | <b>848</b>  | <b>827</b> | <b>1488</b> |  |                       |

### Unit Cost Proposed under Vocational Education

**Table 2 Non-Recurring expenditure**

| S. N. | Components                                       | Unit Cost | Expenditure (Rs. In lakhs) |
|-------|--|-----------|----------------------------|
| 1.    | Civil Work:                                      |           |                            |
|       | (i) 04 Classrooms (each of 7x7 sq. meter)        | 13.25     | 53.00                      |
|       | (ii) 02 Workshop/laboratory(each of 10x10 sq. m) | 27.00     | 54.00                      |
|       | (iii) 01 Office room (7x7 sq. m)                 | 13.25     | 13.25                      |
|       | <b>Sub- total</b>                                |           | <b>120.25</b>              |
| 2.    | Tools, Equipment and Furniture                   | 5.00      | 5.00                       |
| 3.    | Computers  | 3.00      | 3.00                       |
| 4.    | Diesel Generator Set                             | 2.00      | 2.00                       |
|       | <b>Sub- total</b>                                |           | <b>10.00</b>               |
|       | <b>Total</b>                                     |           | <b>130.25</b>              |

**Table 3 Recurring Expenditure**

| <b>S. N.</b> | <b>Components</b>   | <b>Annual expenditure (Rs. In Lakhs)</b> |
|--------------|---|--|
| 1.           | Vocational Coordinator (regular) (01)@ Rs. 35,000 p.m. (for 12 months)  | 4.20                                     |
| 2.           | Vocational teacher (on contract)(04)@ Rs. 25,000 p.m. (for 10 months)   | 10.00                                    |
| 3.           | Guest faculty (honorarium@ 200 per hour) (on contract for 10 months)  | 1.00                                     |
| 4.           | Lab. Assistant (02) @ 15000 per month each (on contract for 10 months)  | 3.00                                     |
| 5.           | Secretarial Staff (on contract or by outsourcing)<br>(i) Accountant cum clerk- 01 @ Rs, 12,000<br>(ii) Helper – 01 @ Rs 8,000/-<br>(iii) Security Personnel – 01 @ Rs 5,000/- | 3:00                                     |
|              | <b>Sub - total</b>  | <b>21.20</b>                             |
| 6.           | Office Expenses/ Contingencies (including expenditure on publicity, guidance and counseling, transport, field visits, postage, stationery, electricity, water etc.)           | 2.40                                     |
| 7.           | Raw Materials (including raw materials required for running PTC) @ Rs 75,000 per course   | 1.50                                     |
| 8.           | Books, Software, Educational CDs, etc.  | 0.15                                     |
| 9.           | Seed money for running of production cum Training Centres (PTCs)  | 1.00                                     |
|              | <b>Sub- total</b>   | <b>5.05</b>                              |
|              | <b>Total</b>  | <b>26.25</b>                             |

**Table 4 Budgetary Proposal****(Rs. in Lakhs)**

| <b>S.No.</b>               | <b>Activities</b>  | <b>Definition of unit</b> | <b>Proposal for 2013-14</b> |                 |                |
|----------------------------|--|---------------------------|-----------------------------|-----------------|----------------|
|                            |  |                           | <b>Unit Cost</b>            | <b>Physical</b> | <b>Fin</b>     |
| <b>Non-Recurring grant</b> |  |                           |                             |                 |                |
| <b>1</b>                   | <b>New Vocational school</b>                                 |                           |                             |                 |                |
| 1.01                       | Class Rooms  |                           | 13.25                       | 116             | 1537.00        |
| 1.02                       | Workshop / Laboratory  |                           | 27.00                       | 58              | 1566.00        |
| 1.03                       | Office Room  |                           | 13.25                       | 29              | 384.25         |
|                            | <b>Sub Total</b>   |                           |                             |                 | <b>3487.25</b> |
| 1.04                       | Tools, Equipments and furniture                              |                           | 5.00                        | 58              | 290.00         |
| 1.05                       | Computers  |                           | 3.00                        | 29              | 87.00          |
| 1.06                       | Diesel generator set   |                           | 2.00                        | 29              | 58.00          |
|                            | <b>Sub Total</b>   |                           |                             |                 | <b>435.00</b>  |
| <b>2</b>                   | <b>Strengthening of existing Vocational schools</b>          |                           |                             |                 |                |
| 2.01                       | Tools and Equipments   |                           | 0.00                        | 0               | 0.00           |
| 2.02                       | Computers  |                           | 0.00                        | 0               | 0.00           |
| 2.03                       | Diesel generator set   |                           | 0.00                        | 0               | 0.00           |
| 2.04                       | Office Equipment and Furniture                               |                           | 0.00                        | 0               | 0.00           |
| 2.05                       | Contingencies  |                           | 0.00                        | 0               | 0.00           |
|                            | <b>Sub Total</b>   |                           |                             |                 | <b>0.00</b>    |
| <b>3</b>                   | <b>Tools and Equipments including computers for NGO/ Vos</b> |                           |                             |                 |                |
|                            | <b>Total non Recurring</b>                                   |                           |                             |                 | <b>3922.25</b> |
| <b>Recurring</b>           |  |                           |                             |                 |                |
| <b>4</b>                   | <b>Staff for New vocational school</b>                       |                           |                             |                 |                |
| 4.01                       | Salary for Vocational Coordinator                            |                           | 4.20                        | 29              | 121.80         |

| S.No.     | Activities   | Definition of unit | Proposal for 2013-14 |          |                |
|-----------|--|--------------------|----------------------|----------|----------------|
|           |  |                    | Unit Cost            | Physical | Fin            |
|           | (Regular)  |                    |                      |          |                |
| 4.02      | Salary for Vocational teacher ( Contract)                                      |                    | 10.00                | 116      | 1160.00        |
| 4.03      | Honorarium for Guest faculty   |                    | 1.00                 | 74       | 74.00          |
| 4.04      | Salary for lab assistant (contract)  |                    | 3.00                 | 37       | 111.00         |
| 4.05      | Salary for accountant cum clerk  |                    | 1.44                 | 29       | 41.76          |
| 4.06      | Salary for Helper  |                    | 0.96                 | 29       | 27.84          |
| 4.07      | Salary for Security personnel  |                    | 0.60                 | 29       | 17.40          |
|           | <b>Sub Total</b>   |                    |                      |          | <b>1553.80</b> |
| <b>5</b>  | <b>Staff for Existing vocational school</b>                                    |                    |                      |          |                |
| 5.01      | Salary for Vocational Coordinator (Regular)                                    |                    | 0.00                 | 0        | 0.00           |
| 5.02      | Honorarium for Guest faculty   |                    | 0.00                 | 0        | 0.00           |
|           | <b>Sub Total</b>   |                    |                      |          | <b>0.00</b>    |
| <b>6</b>  | <b>Staff for New vocational school sanctioned in previous year</b>             |                    |                      |          |                |
| 6.01      | Salary for Vocational Coordinator (Regular)                                    |                    | 0.00                 | 0        | 0.00           |
| 6.02      | Salary for Vocational teacher ( Contract)                                      |                    | 0.00                 | 0        | 0.00           |
| 6.03      | Honorarium for Guest faculty   |                    | 0.00                 | 0        | 0.00           |
| 6.04      | Salary for lab assistant (contract)  |                    | 0.00                 | 0        | 0.00           |
| 6.05      | Salary for accountant cum clerk  |                    | 0.00                 | 0        | 0.00           |
| 6.06      | Salary for Helper  |                    | 0.00                 | 0        | 0.00           |
| 6.07      | Salary for Security personnel  |                    | 0.00                 | 0        | 0.00           |
|           | <b>Sub Total</b>   |                    |                      |          | <b>0.00</b>    |
| <b>7</b>  | <b>Staff for Existing vocational school Sanctioned in previous year</b>        |                    |                      |          |                |
| 7.01      | Salary for Vocational Coordinator (Regular)                                    |                    | 0.00                 | 0        | 0.00           |
| 7.02      | Honorarium for Guest faculty   |                    | 0.00                 | 0        | 0.00           |
|           | <b>Sub Total</b>   |                    |                      |          | <b>0.00</b>    |
| <b>8</b>  | <b>Staff for Vocational school under PPP mode</b>                              |                    |                      |          |                |
| 8.01      | Salary for Vocational Coordinator (Regular)                                    |                    | 0.00                 | 0        | 0.00           |
| 8.02      | Salary for Vocational teacher ( Contract)                                      |                    | 0.00                 | 0        | 0.00           |
| 8.03      | Honorarium for Guest faculty   |                    | 0.00                 | 0        | 0.00           |
| 8.04      | Salary for lab assistant (contract)  |                    | 0.00                 | 0        | 0.00           |
| 8.05      | Salary for accountant cum clerk  |                    | 0.00                 | 0        | 0.00           |
| 8.06      | Salary for Helper  |                    | 0.00                 | 0        | 0.00           |
| 8.07      | Salary for Security personnel  |                    | 0.00                 | 0        | 0.00           |
|           | <b>Sub Total</b>   |                    |                      |          | <b>0.00</b>    |
| <b>9</b>  | <b>Staff for Vocational school under PPP mode sanctioned in previous years</b> |                    |                      |          |                |
| 9.01      | Salary for Vocational Coordinator (Regular)                                    |                    | 0.00                 | 0        | 0.00           |
| 9.02      | Salary for Vocational teacher ( Contract)                                      |                    | 0.00                 | 0        | 0.00           |
| 9.03      | Honorarium for Guest faculty   |                    | 0.00                 | 0        | 0.00           |
| 9.04      | Salary for lab assistant (contract)  |                    | 0.00                 | 0        | 0.00           |
| 9.05      | Salary for accountant cum clerk  |                    | 0.00                 | 0        | 0.00           |
| 9.06      | Salary for Helper  |                    | 0.00                 | 0        | 0.00           |
| 9.07      | Salary for Security personnel  |                    | 0.00                 | 0        | 0.00           |
|           | <b>Sub Total</b>   |                    |                      |          | <b>0.00</b>    |
| <b>10</b> | <b>Staff for NGO/ VO for under taking Innovative programmes</b>                |                    |                      |          |                |
| 10.01     | Salary for Vocational Coordinator (Regular)                                    |                    | 0.00                 | 0        | 0.00           |

| S.No.     | Activities  | Definition of unit | Proposal for 2013-14 |          |                |
|-----------|---|--------------------|----------------------|----------|----------------|
|           |   |                    | Unit Cost            | Physical | Fin            |
| 10.02     | Salary for Vocational teacher ( Contract)   |                    | 0.00                 | 0        | 0.00           |
| 10.03     | Honorarium for Guest faculty  |                    | 0.00                 | 0        | 0.00           |
| 10.04     | Salary for lab assistant (contract)   |                    | 0.00                 | 0        | 0.00           |
|           | <b>Sub Total</b>  |                    |                      |          | <b>0.00</b>    |
| <b>11</b> | <b>Recurring support to new school</b>  |                    |                      |          |                |
| 11.01     | Raw material grant for new school per course  |                    | 1.50                 | 56       | 84.00          |
| 11.02     | Books, Software, Educational CDs etc. for new school                                  |                    | 0.15                 | 56       | 8.40           |
| 11.03     | Seed money for running of production cum training centres (PTCs) for new schools      |                    | 1.00                 | 29       | 29.00          |
| 11.04     | Office expenses / contingencies for new school  |                    | 2.40                 | 29       | 69.60          |
|           | <b>Sub Total</b>  |                    |                      |          | <b>191.00</b>  |
| <b>12</b> | <b>Recurring support to existing VE school</b>  |                    |                      |          |                |
| 12.01     | Raw material grant for existing school per course                                     |                    | 0.00                 | 0        | 0.00           |
| 12.02     | Books, Software, Educational CDs etc. for existing school                             |                    | 0.00                 | 0        | 0.00           |
| 12.03     | Seed money for running of production cum training centres (PTCs) for existing schools |                    | 0.00                 | 0        | 0.00           |
| 12.04     | Minor repair for Existing school  |                    | 0.00                 | 0        | 0.00           |
| 12.05     | Office expenses / Contingencies for existing school                                   |                    | 0.00                 | 0        | 0.00           |
|           | <b>Sub Total</b>  |                    |                      |          | <b>0.00</b>    |
| <b>13</b> | <b>Recurring support to NGO</b>   |                    |                      |          |                |
| 13.01     | Raw material grant for NGO/VO   |                    | 0.00                 | 0        | 0.00           |
| 13.02     | Books, Software, Educational CDs etc. for NGO/VO                                      |                    | 0.00                 | 0        | 0.00           |
| 13.03     | Office expenses / Contingencies for NGO/ VO   |                    | 0.00                 | 0        | 0.00           |
|           | <b>Sub Total</b>  |                    |                      |          | <b>0.00</b>    |
| <b>14</b> | <b>Teacher Training</b>   |                    |                      |          |                |
| 14.01     | In-service training of teachers (7 days)  |                    | 0.063                | 0        | 0.00           |
| 14.02     | Induction training of teachers (30 days)  |                    | 0.13                 | 116      | 15.08          |
|           | <b>Sub Total</b>  |                    |                      |          | <b>15.08</b>   |
| <b>15</b> | <b>Other Activity</b>   |                    |                      |          |                |
|           |   |                    |                      |          | <b>0.00</b>    |
| <b>16</b> | <b>MMER</b>   |                    |                      |          |                |
| 16.01     | Media & Publicity   |                    |                      | 6        | 4.10           |
| 16.02     | Office Expenses   |                    |                      | 6        | 7.70           |
| 16.03     | Administration  |                    |                      | 5        | 12.30          |
| 16.04     | Others  |                    |                      | 3        | 3.60           |
|           | <b>Sub Total</b>  |                    |                      |          | <b>27.70</b>   |
|           | <b>Total Recurring</b>  |                    |                      |          | <b>1787.58</b> |
|           | <b>TOTAL ( Non recurring + recurring)</b>   |                    |                      |          | <b>5709.83</b> |



## Activity wise Implementation Schedule 2013-14

| Activities   | Apr 13 | May 13 | Jun 13 | Jul 13            | Aug 13                    | Sep 13           | Oct 13                  | Nov 13       | Dec 13       | Jan 14     | Feb 14      | Mar 14    |
|--|--------|--------|--------|-------------------|---------------------------|------------------|-------------------------|--------------|--------------|------------|-------------|-----------|
| <b>RMSA</b>  |        |        |        |                   |                           |                  |                         |              |              |            |             |           |
| Upgradation of Schools                                   |        |        |        |                   |                           |                  |                         |              |              |            |             |           |
| Construction of School Building                          |        |        |        | Tender Invitation | Tender Finalization       | Site Development | Foundation & Grade Beam | Plinth Level | Lintel Level | Roof Level | Roof Casted | Finishing |
| Staff for new school                                     |        |        |        |                   |                           |                  |                         |              |              |            |             |           |
| Strengthening of existing schools                        |        |        |        |                   |                           |                  |                         |              |              |            |             |           |
| Additional Classroom                                     |        |        |        | Tender Invitation | Tender Finalization       | Site Development | Foundation & Grade Beam | Plinth Level | Lintel Level | Roof Level | Roof Casted | Finishing |
| Integrated Science Lab                                   |        |        |        |                   |                           |                  |                         |              |              |            |             |           |
| Computer Room  |        |        |        |                   |                           |                  |                         |              |              |            |             |           |
| Library Room   |        |        |        |                   |                           |                  |                         |              |              |            |             |           |
| Art and Craft Room                                       |        |        |        |                   |                           |                  |                         |              |              |            |             |           |
| Toilet block   |        |        |        | Tender Invitation | Foundation & Plinth Level | Roof Level       | Finishing               |              |              |            |             |           |
| Lab. Equipments  |        |        |        |                   |                           |                  |                         |              |              |            |             |           |
| Major repair   |        |        |        |                   |                           |                  |                         |              |              |            |             |           |
| Furniture for existing schools                           |        |        |        |                   |                           |                  |                         |              |              |            |             |           |
| Salary of Staff for schools sanctioned in previous years |        |        |        |                   |                           |                  |                         |              |              |            |             |           |
| Salary of staff for new schools                          |        |        |        |                   |                           |                  |                         |              |              |            |             |           |
| School Grant   |        |        |        |                   |                           |                  |                         |              |              |            |             |           |
| Minor Repair   |        |        |        |                   |                           |                  |                         |              |              |            |             |           |
| Training for Head Masters                                |        |        |        |                   |                           |                  |                         |              |              |            |             |           |
| In-service training for existing teachers                |        |        |        |                   |                           |                  |                         |              |              |            |             |           |
| Training for new teachers                                |        |        |        |                   |                           |                  |                         |              |              |            |             |           |
| Training of KRPs   |        |        |        |                   |                           |                  |                         |              |              |            |             |           |

| <b>Activities</b>                                     | <b>Apr<br/>13</b> | <b>May<br/>13</b> | <b>Jun<br/>13</b> | <b>Jul<br/>13</b> | <b>Aug<br/>13</b> | <b>Sep<br/>13</b> | <b>Oct<br/>13</b> | <b>Nov<br/>13</b> | <b>Dec<br/>13</b> | <b>Jan<br/>14</b> | <b>Feb<br/>14</b> | <b>Mar<br/>14</b> |
|---|-------------------|-------------------|-------------------|-------------------|-------------------|-------------------|-------------------|-------------------|-------------------|-------------------|-------------------|-------------------|
| Training of Master Resource Persons                   |                   |                   |                   |                   |                   |                   |                   |                   |                   |                   |                   |                   |
| Training for Lab Attendant/Office Attendant           |                   |                   |                   |                   |                   |                   |                   |                   |                   |                   |                   |                   |
| Training for HM Orientation                           |                   |                   |                   |                   |                   |                   |                   |                   |                   |                   |                   |                   |
| Excursion trip for students within the State          |                   |                   |                   |                   |                   |                   |                   |                   |                   |                   |                   |                   |
| Study tours for students outside the State            |                   |                   |                   |                   |                   |                   |                   |                   |                   |                   |                   |                   |
| Excursion trip for teachers within the State          |                   |                   |                   |                   |                   |                   |                   |                   |                   |                   |                   |                   |
| Study tour for teachers outside the State             |                   |                   |                   |                   |                   |                   |                   |                   |                   |                   |                   |                   |
| Science exhibition at district level                  |                   |                   |                   |                   |                   |                   |                   |                   |                   |                   |                   |                   |
| Book fair at district level                           |                   |                   |                   |                   |                   |                   |                   |                   |                   |                   |                   |                   |
| Special teaching for learning enhancement (ILG & ELL) |                   |                   |                   |                   |                   |                   |                   |                   |                   |                   |                   |                   |
| Teachers Diary & Guide Book                           |                   |                   |                   |                   |                   |                   |                   |                   |                   |                   |                   |                   |
| Sports Equipments (Per Block one school)              |                   |                   |                   |                   |                   |                   |                   |                   |                   |                   |                   |                   |
| Salary for Coordinators                               |                   |                   |                   |                   |                   |                   |                   |                   |                   |                   |                   |                   |
| Salary for RAs  |                   |                   |                   |                   |                   |                   |                   |                   |                   |                   |                   |                   |
| Sensitization of Principals                           |                   |                   |                   |                   |                   |                   |                   |                   |                   |                   |                   |                   |
| Special teaching for learning enhancement (SC/ST)     |                   |                   |                   |                   |                   |                   |                   |                   |                   |                   |                   |                   |
| Promotion of Art & Craft                              |                   |                   |                   |                   |                   |                   |                   |                   |                   |                   |                   |                   |
| Special teaching for learning enhancement (Minority)  |                   |                   |                   |                   |                   |                   |                   |                   |                   |                   |                   |                   |
| Opening of New District Centres (SOS)                 |                   |                   |                   |                   |                   |                   |                   |                   |                   |                   |                   |                   |
| Per Child expenditure as per SOS framework            |                   |                   |                   |                   |                   |                   |                   |                   |                   |                   |                   |                   |
| Training of SDMC members                              |                   |                   |                   |                   |                   |                   |                   |                   |                   |                   |                   |                   |

| <b>Activities</b>  | <b>Apr 13</b> | <b>May 13</b> | <b>Jun 13</b> | <b>Jul 13</b>     | <b>Aug 13</b>             | <b>Sep 13</b> | <b>Oct 13</b> | <b>Nov 13</b> | <b>Dec 13</b> | <b>Jan 14</b> | <b>Feb 14</b> | <b>Mar 14</b> |
|--|---------------|---------------|---------------|-------------------|---------------------------|---------------|---------------|---------------|---------------|---------------|---------------|---------------|
| <b>IEDSS</b>   |               |               |               |                   |                           |               |               |               |               |               |               |               |
| Equipment for resource room  |               |               |               |                   |                           |               |               |               |               |               |               |               |
| Removal of architectural barriers  |               |               |               |                   |                           |               |               |               |               |               |               |               |
| New Toilets for CWSN   |               |               |               | Tender Invitation | Foundation & Plinth Level | Roof Level    | Finishing     |               |               |               |               |               |
| Use of ICT   |               |               |               |                   |                           |               |               |               |               |               |               |               |
| Salary of special education teachers sanctioned in previous years              |               |               |               |                   |                           |               |               |               |               |               |               |               |
| Special pay for general teachers trained in special education                  |               |               |               |                   |                           |               |               |               |               |               |               |               |
| Student oriented Activities including assistance and equipments                |               |               |               |                   |                           |               |               |               |               |               |               |               |
| In-service training for existing teachers                                      |               |               |               |                   |                           |               |               |               |               |               |               |               |
| Orientation of Principals, Educational administrators, parents / guardians etc |               |               |               |                   |                           |               |               |               |               |               |               |               |
| Environment Building programme   |               |               |               |                   |                           |               |               |               |               |               |               |               |
| Student Educational Tour   |               |               |               |                   |                           |               |               |               |               |               |               |               |
| <b>ICT@School</b>  |               |               |               |                   |                           |               |               |               |               |               |               |               |
| BOOT model(Hardware and Software including furniture)                          |               |               |               |                   |                           |               |               |               |               |               |               |               |
| Establishment of SMART schools (Hardware and Software including furniture)     |               |               |               |                   |                           |               |               |               |               |               |               |               |
| One time Induction training to teachers in ICT for 10 days                     |               |               |               |                   |                           |               |               |               |               |               |               |               |
| Salary of Computer Teacher (New sanction)                                      |               |               |               |                   |                           |               |               |               |               |               |               |               |

| <b>Activities</b>  | <b>Apr<br/>13</b> | <b>May<br/>13</b> | <b>Jun<br/>13</b> | <b>Jul<br/>13</b> | <b>Aug<br/>13</b> | <b>Sep<br/>13</b> | <b>Oct<br/>13</b> | <b>Nov<br/>13</b> | <b>Dec<br/>13</b> | <b>Jan<br/>14</b> | <b>Feb<br/>14</b> | <b>Mar<br/>14</b> |
|--|-------------------|-------------------|-------------------|-------------------|-------------------|-------------------|-------------------|-------------------|-------------------|-------------------|-------------------|-------------------|
| Salary of Computer Teacher Sanctioned in previous years          |                   |                   |                   |                   |                   |                   |                   |                   |                   |                   |                   |                   |
| Other Recurring Components for fresh coverage                    |                   |                   |                   |                   |                   |                   |                   |                   |                   |                   |                   |                   |
| Other Recurring Components for schools covered in previous years |                   |                   |                   |                   |                   |                   |                   |                   |                   |                   |                   |                   |
| <b>Girls Hostel</b>  |                   |                   |                   |                   |                   |                   |                   |                   |                   |                   |                   |                   |
| Building Construction  | Lay Out           | Found ation       | Grade Beam        | Plinth Level      | --                | --                | Lintel Level      | --                | --                | --                | Roof Level        | Roof Casted       |
| Recurring Grant  |                   |                   |                   |                   |                   |                   |                   |                   |                   |                   |                   |                   |
| <b>Vocational Education</b>                                      |                   |                   |                   |                   |                   |                   |                   |                   |                   |                   |                   |                   |
| New Vocational school  |                   |                   |                   |                   |                   |                   |                   |                   |                   |                   |                   |                   |
| Staff for New vocational school                                  |                   |                   |                   |                   |                   |                   |                   |                   |                   |                   |                   |                   |
| Recurring support to new school                                  |                   |                   |                   |                   |                   |                   |                   |                   |                   |                   |                   |                   |
| Teacher Training   |                   |                   |                   |                   |                   |                   |                   |                   |                   |                   |                   |                   |