

ANNUAL REPORT

2002-2003



University Grants Commission, Bahadurshah Zafar Marg, New Delhi-110002 (INDIA)

UNIVERSITY GRANTS COMMISSION

List of the Commission Members during 2002-2003

Chairman

1. Dr. Hari Pratap Gautam @
2. Dr. Arun Nigavekar #

Vice-Chairman

3. Dr. Arun Nigavekar \$

Members

4. Shri B.K. Chaturvedi +
5. Shri S.K. Tripathi ++
6. Shri C.S. Rao *
7. Shri Dinesh Chander Gupta **
8. Dr. S.K. Joshi \$\$
9. Prof. Sipra Guha Mukherjee ^
10. Prof. Sureshwar Sharma
11. Prof. B.H. Briz Kishore
12. Prof. Vasant G Gadre %%
13. Prof. Ashok Kumar Gupta %%
14. Prof. G. Mohan Gopal %%
15. Dr. G. Karunakaran Pillai ##
16. Prof. Aruna Goel >

Secretary

17. Dr. C.P. Srivastava <
18. Prof. Ved Prakash ***

@	upto 06-04-2002
#	w.e.f. 16-07-2002
\$	upto 06-04-2002 (Acting Chairman w.e.f. 07-04-2002 to 15-07-2002)
+	upto 14-05-2002
++	w.e.f. 15-05-2002
*	upto 24-11-2002
**	w.e.f. 25-11-2002
\$\$	upto 06-10-2002 (Second term w.e.f. 17-10-2002)
^	upto 06-10-2002
%%	w.e.f. 31-05-2002
##	w.e.f. 08-01-2002
>	w.e.f. 29-10-2002
<	upto 31-10-2002
***	w.e.f. 06-11-2002

Contents

Highlights of the UGC	1
I. Introduction	19
1.1. Role and Organization of UGC	20
1.2. About Tenth Plan	21
1.3. Special Cells Functioning in the UGC	25
(a) Malpractices Cell	25
(b) Legal Cell	27
(c) Vigilance Cell	28
(d) Pay Scale Cell	28
(e) Sexual Harassment Complaint Committee of UGC	30
(f) Internal Audit Cell	30
(g) Desk Parliament Matters	30
(h) Retirement Benefit Cell	31
1.4. Automation and Computerization of UGC	31
1.5. Publications	32
1.6. UGC's New Campus	32
1.7. The Budget and Finances of UGC	32
1.8. Highlights of the Year	33
2. Higher Education System: Statistical Growth of Institutions, Enrolment, Faculty and Research	43
2.1. Institutions	44
2.2. Students Enrolment	46
2.3. Faculty Strength	48
2.4. Research Degrees	48
2.5. Growth in Enrolment of Women in Higher Education	48

2.6	Distribution of Women Enrolment by State, Stage and Faculty	49
2.7	Women Colleges	50
3.	Maintenance (Non-Plan) and Development (Plan) Assistance to Universities	61
3.1	Assistance to Universities	62
	(A) Central Universities	63
	(B) State Universities	63
	(C) Deemed to be Universities	68
3.2	Highlights of Deemed to be Universities: 2002-2003	72
4.	Development (Plan) and Maintenance (Non-Plan) Grants to Colleges	99
4.1	Thrust of Tenth Plan for the Development of Colleges	100
4.2	Colleges Recognized by the UGC for Financial Assistance	100
4.3	Grants to Colleges by the UGC Regional Offices	100
4.4	Ninth Plan and Tenth Plan Development Grants allocated and paid to Colleges (State-wise) under College Development Scheme	101
4.5	Plan Grants to Colleges	105
4.6	Scheme-wise position of Release of Grants by the UGC Regional Offices	105
4.7	Grants to Delhi Colleges and Constituent Colleges of Banaras Hindu University	108
4.8	Autonomous Colleges	109
5	Maintenance and Coordination of Standards in Higher Education	113
5.1	Academic Staff Colleges	114
5.2	Career Orientation to Education (Vocationalization of Education)	115
5.3	Special Assistance Programme (SAP)	117
5.4	Assistance for Strengthening of Infrastructure For Science and Technology (ASIST)	124
5.5	University Science Instrumentation Centres (USICs)	126
5.6	Universities with Potential for Excellence	127

5.7	Establishment of new Centres / Institutes	129
5.8	Colleges with Potential for Excellence	129
5.9	UGC INFONET	129
6	Development of Human Resource for Teaching and Research	131
6.1	National Education Testing for Research and Teaching	132
6.2	Major/Minor Research Projects	136
6.3	Travel Grant	137
6.4	Research Workshops, Seminars & Conferences	138
6.5	Junior Research Fellowships in Engineering and Technology for Indian Nationals	138
6.6	Junior Research Fellowships (JRFs) and Research Associateships (RAs) for Foreign Nationals (students and teachers)	139
6.7	Junior Research Fellowships in Humanities, Social Sciences and Sciences for Indian Nationals	139
6.8	Swami Pranavananda and Hari Om Ashram Trust Awards and UGC-Veda Vyas National Sanskrit Award	140
6.9	Research Scientists	141
6.10	Research Awards	142
6.11	Emeritus Fellowships	143
6.12	Visiting Professors / Fellows	144
6.13	Unassigned Grants	145
6.14	Promotion of Hindi (Rajbhasha) Language	146
6.15	National Lecturership	147
6.16	Setting up of Departments Jyotir Vigyan in Universities	147
6.17	Setting up of Simple Sanskrit Speaking Centres in Universities / Colleges	148
7	Studies in Emerging and Inter-Disciplinary Areas	149
7.1	Innovative Programmes	150
7.2	Area Studies Programme	151

8	Inter-University Resources for Promotion of Quality	155
8.1	Inter-University Centres (IUCs)	156
8.2	Centres of National Facilities	184
8.3	National Information Centres	190
9.	Promotion and Preservation of Indian Culture, Heritage and Values	191
9.1	Special Studies on Social Thinkers and Leaders	192
	a) Gandhian Studies	192
	b) Buddhist Studies	192
	c) Nehru Studies	192
	d) Ambedkar Studies	193
	e) Centres on New Personalities	193
9.2	Value Education	194
9.3	Human Rights and Duties Education	194
10.	Development of Engineering and Technological, Management and Computer Education	195
10.1	Development of Engineering and Technological Education	196
	a) Development Grants to Universities	196
	b) Award of Post-graduate Scholarships and Research Fellowships (JRF/SRF) under Engineering & Technology	197
	c) Maintenance Grants to State / Deemed to be Universities for specific purposes.	197
10.2	Development of Management Studies (MBA Programme)	197
10.3	Development of Computer Education and Upgradation / Augmentation of Computer Facilities	198
	(A) Establishment and Upgradation of Computer Centres in Universities	198
	(B) Computer Man Power Development Courses	199
	(C) Computer Application Paper at the Post-Graduate Level	199

(D)	Grants for Strengthening Computer Laboratory for Computer Science Departments of Universities	199
(E)	Training of College Teachers for Computer Awareness	200
(F)	Creation of Computer Facilities in Colleges	200
(G)	Establishment of UGC Network Resource Centres in Colleges.	200
11.	Educational Outreach Activities	201
11.1	Adult, Continuing Education and Extension and Field Outreach (ACEE & FO)	202
11.2	UGC-UNFPA Project on Population and Development Education in Higher Education System	203
12.	Facilities for Scheduled Castes, Scheduled Tribes, Handicapped, Disadvantaged Sections and Differently Abled Persons of Society	207
12.1	Establishment of Scheduled Castes and Scheduled Tribes Cells in Universities	208
12.2	Standing / Monitoring Committees on Scheduled Castes and Scheduled Tribes and Organisation of Regional Conferences	209
12.3.	Central Pool Database for SC/ST	210
12.4.	Scheme of Remedial Coaching for Scheduled Caste and Scheduled Tribe students in Universities and Colleges	210
12.5	Coaching Classes for the Students of Weaker Sections amongst Educationally Backward Minority Communities	211
12.6.	Teachers preparation in Special Education (TEPSE) and Higher Education for Persons with Special Needs (HEPSN)	212
12.7.	Financial Assistance to Teachers who are Visually Handicapped (Blind)	214
12.8.	Teacher Fellowships (For SC/ST)	214
12.9.	Visiting Faculty Positions for the Migrant Teachers of Kashmir University and its Affiliated Colleges (Special Scheme)	214
13.	Facilities for Women in Higher Education	215
13.1	Grants to Women Universities for Technical Courses.	216
13.2	Special Scheme for Construction of Women's Hostels	216

13.3	Women Studies Centres	217
13.4	Cells to Combat Sexual Harassment in Universities	218
13.5	Part Time Research Associateships for Women	218
13.6	Day Care Centres in Universities	218
14.	Promotion of Physical Education and Sports	221
14.1	Development of Sports Infrastructure for Universities and Colleges	222
14.2	Promotion of Adventure Sports in Universities and Colleges	222
14.3.	Three Year Degree Course in Physical Education, Health Education and Sports	223
14.4	Promotion of Yoga Education and Practice in Universities	224
14.5	Human Consciousness and Yogic Sciences	224
15.	International Co-Operation	225
15.1	Bilateral Exchange Programmes	226
15.2	Visit of the UGC Delegation to China & Hongkong	226
15.3	Indo-Mauritius Agreement	226
15.4	Foreign Language Teachers	226
15.5	Fellowships and Scholarships	226
a)	German Academic Exchange Service (DAAD)	226
b)	French Government Scholarships / Fellowships Under Indo-French Cultural Exchange Programme	227
15.6	Social Scientists Exchange Programme Under Indo-French Cultural Exchange Programme	227
15.7	Higher Education Link Programme	227
15.8	SAARC Fellowships / Scholarships	227
15.9	International Centre for Theoretical Physics (ICTP)	228
15.10	Commonwealth Academic Staff Fellowships	228
15.11	Salzburg Seminar	228

15.12	Shastri Indo-Canadian Two-Person Months Programme	228
15.13	UNESCO Programmes	228
15.14	Travel Grant to Teachers to Visit Foreign Countries under Collection of Source Material Scheme	229
16	Management of Higher Education	231
16.1	Resource Mobilization by Universities	232
	List of Appendices	234

Highlights of the UGC

I. Role and Organization of the UGC

- The University Grants Commission (UGC) is a statutory organization established by an Act of Parliament in 1956, for the coordination, determination and maintenance of standards of university education. An amendment to the UGC Act is under consideration of the Government of India to meet emerging challenges.
- The Commission consists of the Chairman, Vice-Chairman and ten members appointed/nominated by the Central Government. During the reporting year, four new Commission Members have been nominated by the M/HRD, Govt. of India. The Secretary heads the Commission's Secretariat with 612 staff including 67 officers.
- The UGC has been implementing various schemes/programmes devised for college sector through its six Regional Offices located at Hyderabad, Pune, Bhopal, Kolkata, Guwahati and Bangalore.
- The general objective of the Tenth plan of UGC is to achieve a profound transformation of higher education so that it effectively promotes sustainable human development and, at the same time, improves relevance with closer links with the world of work and

ensure quality in its teaching, research and business and community extension functions including life long learning.

- Some of the new schemes or programmes initiated for implementation during the Tenth plan period are:
- Special development grants for universities and colleges in backward areas
- Special development grants for young universities and colleges.
- Colleges with potential for excellence
- UGC-Infonet
- Promotion of Export of Higher Education
- Digital Repository of Research and Training Material etc.
- The Malpractices Cell which is to deal with the menace of existence and mushrooming of fake Universities has, so far, identified 18 universities as fake universities.
- To create and promote a new work culture, an amount of Rs. 54.15 lakhs was spent by UGC towards automation and computerization of UGC. Also, UGC has created network facilities in UGC with the help of

ERNET, Ministry of Information Technology.

- The website of the UGC <http://www.ugc.ac.in> is being updated by the ERNET India, Ministry of Information and Technology, Govt. of India. It contains material about the UGC, its programmes being implemented, guidelines of the schemes, NET results etc..
- The UGC was impleaded in as many as 362 cases during Jan., 2002 to March, 2003 and an amount of Rs. 27.18 lakhs was incurred on the payment of professional fees to the advocates for defending the cases all over India.
- During the reporting year, one written complaint from a woman employee was received by the Sexual Harassment Complaint Committee of UGC and it is currently being investigated with the help of a NGO.

- The Desk (Parliament) was able to dispose of around 500 Parliament Questions during the reporting year.

- The work of construction of New UGC Complex has been awarded to Education Consultants India Limited by entering into an agreement in this regard.

- **Budget and Finances of the UGC**

The Budget for the financial year 2002-2003 and receipt of Grant-in-Aid have been as indicated below:

- Out of the total Non-Plan grant released, 62.16% was released to Central Universities and 5.87% to Deemed to be Universities. The expenditure on the UGC establishment was to the extent of Rs.20.41 crores constituting 1.81% of the total Non-Plan grant.

- **Highlights of the year (see 1.8 of Chapter I)**

Budget for the year 2002-2003 and Grants received

(Rs.in Crores)

S. No.	Budget Head	Plan Allocation	Non-Plan Allocation	Non-Plan Grants Received	Plan Grants Received
I.	General	559.76	1100.00	1100.00	559.76
	Total	559.76	1100.00	1100.00	559.76

Note: 10% of the Budget for the fiscal year 2002-03 was allocated to North Eastern Region.

2. Statistical Growth of Institutions, Enrolment, Faculty and Research

- As on 31.03.2003, there were 300 universities including 18 Central Universities, 81 Deemed Universities, and 15,343 colleges including 1650 women colleges. Out of 183 State Universities, 41 Universities are yet to become eligible to receive central assistance under Section 12 (B) of the UGC Act.
- During the reporting year, five new state universities have been recognized under Section 2(f) of the UGC Act and also 29 institutions which were notified as Deemed to be Universities by the Govt. of India under Section 3 of the UGC Act, 1956 have been included in the list of the UGC recognized Universities.
- As many as 511 new colleges were established in various states during 2002-2003.
- At the end of the financial year 2002-2003, the total number of colleges recognized under Section 2(f) of the UGC Act, 1956 was 5432. Out of these, 234 colleges are not eligible to receive central assistance under Section 12 (B) of the UGC Act.
- During the academic session 2002-2003, the total enrolment in all

courses and levels had been 92.28 lakhs including 36.96 lakhs women students constituting 40.05%.

- The student enrolment at various levels had been as given below:

<u>Level</u>	<u>UG</u>	<u>PG</u>	<u>Dip./Cert.</u>	<u>Research</u>
Percentage of total enrolment :	89.16	9.17	1.00	0.67

- About 90.13% of all the undergraduate students and 66.23% of all post-graduate students were in the affiliated colleges while the remaining in university departments and their constituent colleges. 90.74% of the total research students were in the universities.
- Maharashtra State had been the first in having highest enrolment of 12.58 lakhs students followed by U.P. with 11.78 lakhs and Sikkim had the lowest enrolment of 4103. In terms of percentages, as compared to total enrolment, the women enrolment had been the highest in the state of Kerala with 60% and the lowest percentage of 23.81% in the state of Bihar.
- The strength of the teaching faculty in universities and colleges had gone up to 4.36 lakhs including 3.64 lakhs in affiliated colleges constituting 83.37%.

- The number of Research Degrees (Ph.D.) awarded during 2001-2002 was 11,899. Out of this, the Faculty of Arts had the highest number with 4,545 Degrees, followed by the Faculty of Science with 4,012 Degrees. These two faculties together accounted for 72% of the total number of research degrees awarded by various universities.
- The number of women students enrolled per hundred men students enrolled at all levels had been 67.

3. Maintenance (Non-Plan) And Development (Plan) Assistance to Universities

- There are 18 Central Universities, out of which, 16 Universities are receiving development grants while 15 of which are receiving maintenance as well as development grants. The remaining two universities namely, Indira Gandhi National Open University and Central Agricultural University are directly funded by the Ministry of Human Resource Development and Ministry of Agriculture respectively.
- Non-plan grants amounting to Rs.700.04 crores were released to meet the maintenance expenditure of 15 Central Universities and plan grants of Rs. 134.68 crores were

released to 16 Central Universities including IGNOU.

- There are 183 State Universities set up under laws enacted by the legislatures of various states. The UGC has been making budgetary allocation of Plan (Development) Grants to only 109 state universities, excluding agricultural and medical universities. During the year 2001-2002, 118 eligible state universities including 9 state universities which have got plan grants under various plan schemes / programmes have been provided development grants amounting to Rs.180.07 Crores.
- An amount of Rs. 37.50 lakhs was paid to five state universities and one Deemed to be University under the scheme of Jubilee Grants during 2002-2003.
- During the reporting year, an amount of Rs. 36,000 was paid to six blind teachers working in five universities towards Reader Allowance, Braille books, Recorded Materials etc..
- The University Grants Commission has been providing development grant to 20 deemed universities and maintenance grant to 12 deemed universities. During 2002-2003, Non-Plan grants amounting to Rs.72.17

crores were paid to 28 deemed to be universities including 12 deemed universities which have got maintenance grant and plan grants of Rs.25.68 crores to 30 deemed to be universities including 20 deemed universities which have been provided development grant.

4. Development (Plan) and Maintenance (Non-Plan) Grants to Colleges

- As on 31st March, 2003, there were 15,343 colleges in the country. Out of which, only those colleges which are recognized under Section 2 (f) and 12 (B) of the UGC Act, are eligible to receive grants from the UGC. The number of such colleges was 5198. Seven schemes/programmes are being implemented for colleges through the UGC Regional Offices.
- Tenth Plan grants (2002-2007) amounting to Rs.385.02 crores were allocated for the development of 4038 colleges under the College Development Scheme being implemented by all the Regional Offices of UGC.
- An amount of Rs.255.17 crores as maintenance grant was provided to 53 colleges of Delhi University during 2002-2003. Non-Plan grant amounting to Rs.2.06 crores was paid

to four constituent colleges of Banaras Hindu University as maintenance grant. During the reporting fiscal year, plan grants amounting to Rs. 132.16 crores were released to colleges spread over 25 states.

- As against the Tenth Plan allocation, an amount of Rs.2.03 crores was provided to Delhi Colleges under the various plan schemes during 2002-2003.
- To provide academic freedom for potential colleges, the UGC has been conferring autonomous status to these colleges. At present, there are 132 autonomous colleges spread over 29 universities of eight states. These colleges shall also be given priority while identifying colleges with potential for excellence. During 2002-2003, the UGC Regional Offices released grants to the extent of Rs. 379.52 lakhs to these autonomous colleges.

5. Programmes for Maintenance and Coordination of Standards

- A comprehensive programme of professional development of teachers through 51 Academic Staff Colleges and 96 universities and specialized institutions has been carried out in different disciplines. During the

reporting year, 251 orientation courses, 1165 Refresher Courses were conducted by the ASCs and other accredited institutions. A grant of Rs.30.17 crores was also released to these academic staff colleges.

- The UGC Core Committee on vocationalization of education at the first-degree level identified 42 vocational subjects in five discipline areas with detailed syllabi. Since the inception of the scheme in 1994-95, 2186 colleges and 32 universities had been selected for support for the introduction of different vocational subjects. During 2002-2003, an amount of Rs.19.77 crores was paid to 335 colleges.
- The scheme of Special Assistance Programme (SAP) was introduced in 1963 with an objective to develop potential university departments in Science, Engineering and Technology and Humanities and Social Sciences, to the level of centres of excellence in the identified thrust areas and to accelerate to the level of international standards. The total number of departments supported at different levels was 144 in Humanities and Social Sciences and 254 in Science and Engineering and Technology. During 2002-03, the UGC provided financial

assistance to the Science, Engineering and Technology and Humanities and Social Sciences Departments to the extent of Rs.15.93 crores as against the allocation of Rs. 19.00 crores.

- The scheme of Assistance for Strengthening of Infrastructure for Science and Technology (ASIST) was initiated with a view to provide assistance to departments of Science and Technology for acquiring highly sophisticated and expensive equipment to enable them to become internationally competitive in key areas of Post-graduate education and research. The total number of departments selected for support upto 31.03.2003 had been 221 of 60 universities.
- For optimum utilization of sophisticated instruments in teaching and research, the UGC has introduced the concept of common pool by establishing University Science Instrumentation Centres (USICs). 74 such centres were functioning in various universities. An amount of Rs.22.58 lakhs was released to these centres. Now, the scheme is known as **Instruments Maintenance Activity**.
- The UGC has approved the proposals of five universities for financial support

for establishment of centres of excellence in studies and research in inter-disciplinary areas and an amount of Rs. 8.61 crores was also sanctioned upto 31.03.2003.

- The Commission intends to identify about 100 colleges across the country in first phase for support in Tenth Plan in order to achieve excellence in teaching and research. For this purpose, a four member committee has been constituted.
- To achieve the mission to provide relevant and quality education with enhanced access and quality, the UGC has launched a mega programme viz. UGC-Infonet, a network of Indian Universities and Colleges, by integrating Information and Communication Technologies in teaching, learning and education management. The network is run and managed by ERNET, Ministry of Information and Technology, Govt. of India. Information for Library Network (INFLIBNET), an autonomous Inter University Centre of UGC is the nodal agency for coordination and facilitation of the linkage between ERNET and Universities. During 2002-03, a total grant of Rs. 11.17 crores was released to 62 Universities.

6. Programmes for the Development of Human Resource for Teaching and Research

- The UGC conducts a National Level Test for Lectureship eligibility and Junior Research Fellowships to ensure minimum standards for entrants in the teaching and research. Only 1.01 per cent of the total number of candidates appeared were qualified for Junior Research Fellowships and 3.67 per cent of the total number of candidates appeared for Lectureship eligibility were qualified in the tests conducted by the UGC in December, 2002. During 2002-2003, an expenditure of Rs.3.10 crores was incurred for conducting these examinations. NET examination is being conducted in 76 subjects at 65 Centres spread across the country and 6 centres abroad for Indian Nationals. The UGC has also granted accreditation to 15 states for conducting State Level Eligibility Test (SLET). The candidates who have cleared the State Level Eligibility Test (SLET), accredited by the UGC for lectureship prior to 1st June, 2002, are exempted from appearing in the NET Examination. For SLET examinations scheduled in or after June, 2002, the qualified candidates shall be eligible to apply for the post of lecturer only in

the Universities/Colleges belonging to the state from where they have cleared their SLET Examination.

- To promote research, the UGC has been providing financial assistance to teachers in universities and colleges to undertake research projects in specified subject areas. Priority is being given to inter-disciplinary and inter-institutional collaboration research. The UGC approved as many as 620 Major Research Projects and about 830 new Minor Research Projects during 2002-03. An amount of Rs.20.00 crores was released to the new, ongoing and old Major Research Projects and Rs.2.29 crores to Minor Research Projects by the UGC and its Regional Offices respectively.
- The UGC has been providing financial assistance, under Travel Grant Scheme, to College teachers, Vice-Chancellors and UGC Members to enable them to present their research papers in International Conferences. During 2002-03, the proposals of 207 college teachers and four Vice-Chancellors have been approved and also an amount of Rs. 75.51 lakhs was paid to them.
- The UGC assisted the universities and P.G. colleges to the extent of Rs.1.47 crores for organizing around 373

seminars / conferences / workshops both at national and international level during the fiscal year 2002-03.

- Under the scheme of Junior Research Fellowships for foreign nationals, the UGC has provided 20 JRFs and one Research Associateship for foreign students during 2002-2003. Under JRF Scheme for foreign nationals as well as Indian nationals, an amount of Rs. 26.00 crores was released to universities and colleges during the reporting financial year.
- The scheme of Research Awards is meant for permanent teachers of Universities and Institution for devoting full time tenure of three years in research in their respective field of specialization. As on 31.03.2003, 84 Research Awardees have been working in various Universities. During the reporting year, an amount of Rs. 1.71 crores was released to the awardees.
- As on 31st March, 2003, 94 Emeritus Fellows have been working in various universities/ institutions. An amount of Rs. 95.79 lakhs was paid to these fellows during the financial year 2002-2003.
- Under the scheme of Visiting Professors/Fellows, the UGC paid Rs.

21.72 lakhs to 9 universities including one Central university in order to meet the Honorarium/DA payments to the Visiting Professors/Fellows appointed by these universities.

- During 2002-2003, the UGC paid Rs. 222.84 lakhs to teachers for participating in conferences, holding seminars, publication of research work and for undertaking Minor Research Projects etc. under the scheme of Unassigned Grants.
- Towards the promotion of Hindi language, the Rajbhasha Cell of the UGC imparted training to 25 employees of the UGC in Hindi typing and Stenography and conducted three Workshops. It has also celebrated Hindi Diwas and Hindi Pakhwara by organizing four essay, one debate and one dictation competitions for the benefit of the UGC employees during the year 2002-2003.
- As an incentive to the talented students from among those who shall stand first class first in Science subjects and have commitment and dedication to take up the Science research and education as their course, the UGC has implemented a new scheme called National Lecturership in Science subjects. Under the scheme, the UGC selected two candidates on all India

basis and recommended them to be appointed as the UGC – National Lecturers w.e.f. 2002-2003.

7. Area Studies and Innovative Programmes

- To support new ideas and innovations, the UGC has identified eight Emerging Areas with the help of an Expert Committee and supporting the universities financially for introduction of P.G. courses and special papers at P.G. level in these areas. The UGC assisted as many as 232 departments upto 31.03.2003. During 2002-2003, Rs. 43.00 lakhs was released to the selected universities.
- The UGC has been providing assistance to 24 Area Study Centres set up in 20 universities for undertaking studies relating to problems and culture of a given area and for developing inter-disciplinary research and teaching. The focus is on those countries and regions, which have close and direct contact with India. Grants to the extent of Rs.64.94 lakhs were released to 18 centres.

8. Inter-University Centres, National Information Centres and Centres of National Facilities

- Six Inter-University Centres set up as autonomous centres within the

university system under clause 12(ccc) of the UGC Act are functioning in India as registered centres under Society Act in order to provide common facilities, services, and programmes to universities and research institutions etc. by offering expertise in each field and providing access to the state-of-the-art equipment and excellent library facilities. Besides, the UGC has also set up national facilities centres in selected universities and assisting them regularly. In view of implementation of UGC Network and creation of digital repository by universities, the UGC decided to close the National Information Centres set up during Ninth plan period. It is also instrumental in producing, on an average, 300 to 500 higher educational films/programmes for broadcasting on Doordarshan, Gyan Darshan and Educational Channels for dissemination of higher education beyond the classroom. During the reporting year, the UGC paid an amount of Rs. 21.32 crores under Plan and Rs. 24.62 crores under Non-Plan to six Inter-University Centres. Also, an amount of Rs. 1.70 crores was paid to three centres of National Facilities as plan grants.

9. Programmes for Preservation of Indian Culture, Heritage and Values

- To acquaint teachers and students with thoughts and ideas of these social thinkers, the UGC has set up 14 centres of Gandhian Studies, two centres of Buddhist Studies, four centres of Ambedkar Studies, three centres of Nehru Studies, four centres on Swami Vivekananda, two centres on Zakir Hussain and one centre each on Rabindranath Tagore, Pt. Madan Mohan Malviya, Dr. S. Radha Krishnan and Sardar Vallabh Bhai Patel in various universities.
- To promote value education in Universities and Colleges, the UGC has re-constituted the Committee on value education to frame the detailed syllabus / course of study on value education. During 2002-2003, an amount of Rs. 2.42 lakhs was incurred.
- For introduction of post-graduate degree, diploma and certificate courses as well as for holding seminars, symposia and workshops in Human Rights and Duties Education, the UGC is providing financial assistance to various Universities and Colleges. During 2002-03, the UGC approved eight universities and 18 colleges for holding seminars, one university and two colleges for holding

symposia and one college for holding workshop. An amount of Rs. 19.57 lakhs was paid to 16 Universities and 23 Colleges during the reporting fiscal year.

10. Programmes for the Development of Engineering and Technological, Management and Computer Education

- The UGC has been providing assistance to six technological universities and 27 state/central/ deemed to be universities having engineering departments for the development of engineering and technical education. During the reporting year, a grant of Rs.19.00 crores was released to these universities.
- The Commission has been providing around 800 PG scholarships to M.E., M.Tech. students every year to enable them to pursue higher technical education and also 38 research fellowships per annum. During 2002-03, grants amounting to Rs.6.23 crores were provided to the scholarship holders and research fellows studying / working in 35 Universities.
- The Commission also provided non-plan grants to three State/ Deemed to be universities for specific items of expenditure as approved by the

Government at the time of transfer to the UGC to the extent of Rs. 3.91 crores.

- The Commission has been providing financial assistance to universities for introduction of MBA programme. The Commission so far provided financial assistance to 67 universities. During the reporting year, grant amounting to Rs.37.01 lakhs was released to 9 universities for running the MBA programme.
- The UGC has also been assisting universities for setting up of Computer Centres for use in research and training, in application of computers in every field/subject and for use in examinations/administration related work. So far, the UGC supported financially for setting up of 136 centres in universities.

In view of the limited life of a computer system and the rate of obsolescence, the UGC has assisted 88 computer centres for replacement and upgradation.

In order to make available human resources in the area of computer education, the UGC has so far assisted 67 universities for introduction of MCA and M.Sc. Computer Science courses.

The Commission has also assisted so far 74 universities for starting computer application as an additional paper at PG level in all subjects wherever relevant.

Upto 31.03.2003, 40 universities were provided grants for strengthening of computer labs of Computer Science Departments.

For conduction of computer related training programmes for teachers and administrative officers of colleges, the UGC so far approved 135 programmes – each programme covering 30 participants from 15 colleges.

For procuring Personal Computer System with relevant system and application software and creating awareness among students, teachers and staff about the use of computer in various activities of Administration, Finance, Examination and Research, the UGC has so far assisted 3919 colleges financially. Out of these, 650 Colleges have been assisted by the UGC for the second time for upgradation / replacement of obsolete of computer facilities.

In the first fiscal year of Tenth plan, the UGC has started a new scheme called Establishment of the UGC Network Resource Centres in

Colleges. Under the scheme, assistance is provided for purchase of computer and also for Internet connectivity. So far, 818 colleges have been assisted.

The UGC was provided a total grant of Rs. 7.08 cores under the above mentioned schemes to Universities and Colleges.

II. Educational Outreach Activities

- In the nation-wide programme of Adult, Continuing Education, Extension and Field outreach, 41 universities have been involved for organizing programmes such as Literacy, Post-Literacy, Continuing Education, Legal Literacy, Environment Education etc. involving students and teachers. A total grant of Rs.96.39 lakhs was released to 41 centres during 2002-2003.
- The third phase of the UGC-UNFPA project on Population and Development Education in Higher Education system was commenced in 1999 emphasizing on national capacity building, adolescence education and improved management system. The project has been implemented through 17 Population Education Resource Centres (PERCs) set up in the departments of Adult and

Continuing Education of Universities. During 2002-2003, an amount of Rs.48.35 lakhs was paid to the PERCs for conducting various activities of the project.

12. Programmes for Scheduled Castes, Scheduled Tribes, Handicapped, Disadvantaged and Differently Abled Persons of Society

- The Commission has been providing financial assistance to universities for the establishment of SC / ST cells to ensure effective implementation of the reservation policy in admissions, recruitment to both teaching and non-teaching positions etc. in universities and colleges. As on 31.03.2003, there were 113 SC/ST Cells functioning in various universities. A grant of Rs.29.58 lakhs was released to these cells.
- The Commission has been organizing the Monitoring Committee meetings every year to oversee the implementation of the reservation policy in respect of SC / ST in Central and Deemed Universities. The last meeting was on 21st February, 2003. The UGC is also organising region-wise conferences to discuss matters relating to the implementation of reservation policy for SC/ST and have interaction with each other. The

universities which have SC/ST Cells in the particular region are called for the conference whenever it is held.

- To enhance the representation of SC / ST candidates in teaching positions in universities and colleges, the Commission created a Central Pool Database of the eligible SC / ST candidates. 1200 applications were enlisted so far in addition to the candidates qualified in the UGC-NET examinations. During 2002-03, 29 Universities / Colleges have been supplied with the list of eligible SC/ST candidates in various subjects.
- Towards social equity and socio-economic mobility of the disadvantaged sections of the society, the UGC has been implementing the scheme of 'Remedial Coaching'. Under which, the UGC supported 44 universities/institutions by paying Rs. 2.26 crores during the reporting financial year.
- The scheme of 'Coaching Classes for Minorities' was introduced by the UGC in 1984 with an objective of preparing students belonging to educationally backward minorities communities so as to enable them to compete in various competitive examinations, to seek admissions in professional courses, to become self-

reliant etc. As on 31.03.2003, 99 Minority Coaching Centres have been functioning in universities and colleges.

- With an aim of not ignoring persons with disabilities in the Higher Education System and with an objective to develop courses for special teachers and counselors and also to provide facilities in various forms for the differently abled persons, the UGC has so far approved the proposals of 10 universities/institutions under TEPSE and 19 universities / institutions under HEPSN. During the reporting year, no grant was released.
- During 2002-2003, an amount of Rs.6.06 lakhs was provided to universities and colleges for the benefit of 101 visually handicapped teachers working in universities and colleges under the scheme of 'Financial Assistance to Teachers who are visually handicapped (blind)'.
- To accommodate the teachers migrated from Kashmir, the UGC has created a few visiting faculty positions for them to undertake teaching or research work till the position in Kashmir normalizes. During the reporting year, an amount of Rs. 0.80 lakhs was paid to these teachers

through one central university and one state college.

13. Programmes for Women

- To increase enrolment of women in universities and colleges by providing a safe environment and to encourage mobility of women students to pursue higher studies in universities and colleges of their choice, the UGC has introduced a special scheme of construction of hostels for women. During 2002-03, an amount of Rs. 54.40 lakhs and Rs. 5.13 crores was provided for universities and colleges respectively.
- The UGC programme of 'Promotion of Women Studies in Universities' envisages assistance to universities and colleges for setting up centres and cells for women studies to undertake research, develop curricula and organize training and extension work in the areas of gender equity, economic self-reliance of women, girls education, social and population issues etc.. Presently, there are 34 women study centres in universities. During 2002-2003, these women study centres and cells have been financially supported to the extent of Rs. 70.05 lakhs.
- The UGC has conveyed the direction of the Supreme Court of India to the

universities to set up a permanent cell in each university for combating sexual harassment to women in the university campuses. So far, 45 universities have informed about the constitution of a permanent cell.

- To provide opportunities for unemployed women, who have Ph.D. degree to their credit and have an aptitude for research, the UGC has made available 100 slots per year under the scheme "Part-time Research Associateships for Women". Applications have been invited for these associateships and shortlisted for final selection. During the reporting year, an amount of Rs. 50.00 lakhs was released to the existing Part-time Women Research Associates.
- To provide day care facilities on payment basis at Universities for children whose parents (University Employees and Research Scholars) are away from home throughout a day, the UGC has implemented the scheme of Day Care Centres in Universities. The objective of the scheme is to help the women and working parents for pursuing their academic career. During 2002-03, no proposal was received and hence no grant was released.

14. Programmes for the Promotion of Physical Education and Sports

- Under the programme of Adventure Sports in universities, the Expert Committee constituted by the UGC, identified 11 universities as nodal centres for different adventure sports and allocated programmes for implementation. An amount of Rs. 7.05 lakhs was paid during the reporting year.
- Under the programme of 'Promotion of Yoga Education and Practice in Universities', the Commission approved the proposals of 42 universities for establishment of Yoga centres and a grant of Rs. 33.42 lakhs was released to these universities. The UGC with the help of an Expert Committee identified 10 universities for creating an independent Departments of Human Consciousness and Yogic Science and it released an amount of Rs. 10.00 lakhs each to these universities during 2000-2001. The approved courses and the syllabi for the departments of Human Consciousness and Yogic Science have been sent to all the concerned universities for implementation upto the end of March, 2003. Only Rs. 20.00 lakhs was reportedly spent by these universities

upto the end of financial year 2002-03.

15. International Cooperation

- Bilateral Exchange programmes connected with the university sector have been in operation with 51 countries. During the reporting year, the UGC hosted the visits of six foreign scholars from various countries and deputed 13 Indian scholars abroad.
- A six member delegation of Vice-Chancellors of Indian Universities headed by Dr. Arun Nigavekar, Chairman, UGC visited China and Hongkong from 20-29th May, 2002 for strengthening educational linkages between the two countries and also to establish Inter-University Linkages in emerging areas.
- As per the Indo-Mauritius agreement, the Commission has nominated ten Indian teachers for visit to Mauritius and three Mauritian scholars visited India during the reporting year 2002-03.
- As on 31.03.2003, there were 30 foreign language teachers working in various universities in India appointed under the Collaborative Programme.
- As against 7 fellowships under German Academic Exchange Services

(DAAD), 6 scholars were nominated for advance research.

- Two Indian scholars were awarded French Government scholarships by the French Government for carrying out research in the areas of learning French Language, Literature, Culture and Civilization.
- Ten Indian scholars were nominated by the Commission to visit France and six French scholars visited India under Indo-French cultural exchange programme.
- One Indian scholar visited U.K. under Higher Education Link Programme meant for the development of Linkages between institutions of higher education in India and U.K.
- The UGC, which is the implementing agency for SAARC Chairs / Fellowships / Scholarships, made only five nominations for SAARC countries during the reporting year 2002-03.
- Under the programme of 'Commonwealth Academic Staff Fellowships', the UGC has been coordinating with the Association of Commonwealth Universities (ACU) in U.K. and making nominations for the award of Commonwealth Fellowships to enable promising faculty in universities and colleges in India to do

their research at universities / institutions in United Kingdom. During 2002-2003, 33 scholars have finally been selected out of the 86 scholars recommended by the University Grants Commission.

- One Canadian teacher visited India and two Indian teachers visited Canada during the reporting year under Shastri-Indo-Canadian Two-Person Months Programme.
- During 2002-03, 11 teachers were provided financial assistance under the scheme of Travel Grant to teachers to visit foreign countries for collection of material for research.
- **During the financial year 2002-2003, Rs. 85.91 lakhs was made available to the scholars under various Cultural Exchange Programmes.**

16. Programme for Management of Higher Education

- Under the scheme of “Resource Mobilization by Universities” introduced in 1995 for supporting universities in their resource mobilization for their development, 25% of the resources generated by the universities or a maximum of Rs. 25.00 lakhs whichever is less in a financial year is being given as UGC incentive

share for each university. During 2002-2003, an amount of Rs.63.17 crores was paid to 4 state universities as an incentive share of the UGC.

Chapter I

INTRODUCTION

I INTRODUCTION

I.1 Role and Organization of UGC

The University Grants Commission (UGC) which came into existence on 28th December 1953, became a statutory organisation by an Act of Parliament in 1956. It is a national body for the coordination, determination and maintenance of standards of university education. It serves as a coordinating body between the Union and State Governments and the institutions of higher learning. It also acts as an advisory body to these Governments and institutions on issues relating to higher education.

Section 12 of the UGC Act provides that the Commission shall in consultation with the concerned universities, take all such steps as it may think fit for the promotion and coordination of university education and for the maintenance of standards in teaching, examination and research. To teaching and research, extension was added as the third dimension of education by the Commission. For the purpose of performing its functions, the Commission may

- allocate and disburse, out of the Fund of the Commission, grants to universities and colleges for the maintenance and development.
- Advise Central Government, State Governments and Institutions of higher learning on the measures necessary for the promotion of university education.

- Make Rules and Regulations consistent with the Act, etc..

Organisational Structure

The Commission consists of the Chairman, Vice-Chairman and ten members (Secretary-Education, Secretary-Expenditure, and eight other members) appointed by the Government of India. The Chairman is chosen from among persons who are not officers of the Central Government or of any State Government. Of the ten members, two are chosen from among the officers of Central Government to represent the Government of India. Not less than four are chosen from among persons who are at the time they are so chosen, shall be teachers of the universities. The remaining are chosen from among persons (1) who have knowledge of, or experience in agriculture, commerce, forestry or industry, (2) who are members of engineering, legal, medical or any other learned profession and (3) who are Vice-Chancellors of universities or who, not being teachers of universities, are in the opinion of the Central Government, educationists of repute or have obtained high academic distinctions.

The UGC also functions from its own Regional Offices established at Hyderabad, Pune, Bhopal, Calcutta, Guwahati and Bangalore. These Regional Offices deal with the schemes / programmes relating to Colleges.

The executive head of the UGC is the Secretary. He heads the Commission's secretariat with the following staff during 2002-03 :

As against the sanctioned strength of 876, 612 employees, constituting 69.9% have been working in the UGC. Out of working strength of 612 employees, 192 (31.4%) are Women, 144 (23.5%) are Scheduled Caste and 27 (4.4%) are Scheduled Tribe employees.

1.2 About Tenth Plan

To achieve the objective of higher education must contribute to the initiation and strengthening the process of development with the equity, justice, solidarity and liberty as the key elements, the core mission of higher education – to educate, to train, to undertake research and to provide services to the community – must be preserved and reinforced and further expanded. This requires that higher education enjoy autonomy and freedom exercised with responsibility. The healthy growth of any nation requires educated citizens with skills and expertise in all disciplines in all subjects both at basic and professional levels with equal emphasis and importance. The Tenth Plan provides the basis for higher education in the twenty-first century.

General objective

To achieve a profound transformation of higher education so that it effectively promotes sustainable human development and, at the same time, improves relevance with closer links with the world of work and ensure quality in its teaching, research and business and community extension functions including life long learning.

Specific objectives

To contribute to the transformation and improvement of the conceptions, methodology and practices related to:

- 1) The relevance of higher education.
- 2) Quality, evaluation and accreditation.
- 3) Research and development
- 4) Outreach activities in business and the community and lifelong learning.
- 5) The knowledge and use of the new information and communication technologies.

	Sanctioned	Working	Female	Male	SCs	STs
Group 'A'	120	67	13	54	15	3
Group 'B'	132	116	30	86	16	4
Group 'C'	485	338	137	201	77	13
Group 'D'	120	73	10	63	34	7
Canteen	19	18	2	16	2	-
TOTAL	876	612	192	420	144	27

- 6) Management and financing
- 7) Export of higher education, and reorientation of international co-operation.

During the period under report, the UGC constituted Expert Committees visited various Central, State and Deemed Universities for the purpose of evaluating the performance of the universities in the Ninth Plan period and assess their financial requirement for the Tenth Plan period. Based on these Committees' recommendations, an allocation of Rs. 757.98 crores for 148 Universities under general development assistance has been made for the Tenth Plan which also includes assistance for Engineering and Technology departments of the Universities. Also, the UGC constituted Expert Committees to examine the proposals of the eligible Colleges for developmental assistance for the Tenth Plan period. These Committees held meetings with the Principals of the Colleges at identified centres and recommended the quantum of assistance for each college in accordance with the Tenth Plan guidelines.

The Commission, for the first time, decided to link a part of the grants with the performance of the Universities. For this purpose, detailed information on performance of a University in teaching, research, infrastructural facilities, student amenities, extra-curricular activities, administrative efficiency etc. has been sought from the universities. The same was submitted by the Universities to the respective Visiting Committees. Based on the information, the performance radars

for different universities are being developed for ranking the university for the purpose of release of grants.

Keeping in line with the changing and emerging scenario of higher education due to globalisation and liberalization of economies, the UGC has initiated new schemes or programmes to meet the objectives of the Tenth Plan. Also, the UGC has dropped some of the schemes or programmes which have lost their relevance. Some of the new schemes or programmes initiated for implementation during the Tenth Plan period are:

- 1) Special Development Grants for Universities in backward areas.
- 2) Special Development Grants for Colleges in backward areas.
- 3) Special Development Grants for Young Universities.
- 4) Special Development Grants for Young Colleges.
- 5) Colleges with potential for excellence
- 6) Digital Repository of Research & Training Material
- 7) UGC-Net : Intranet and Internet connectivity for Colleges and Universities.
- 8) Promotion of Export of higher Education
- 9) Teaching innovations in various disciplines.

The UGC has been implementing the following schemes or programmes under various sectors during Tenth Plan period:

❖ **General Development of Universities and Colleges**

- **Development Grants for:**
 - Central Universities
 - Deemed Universities
 - State Universities
 - Engineering and Technical Universities
 - Management Departments in Universities
- Unassigned Grants
- Women's Hostels
- Day Care Centres
- Infrastructure for Women Students/ Teachers
- Professional courses for women
- Sports infrastructure/adventure sports in universities
- **General Development Grants for Colleges**
 - State Colleges
 - Delhi Colleges
 - Autonomous Colleges

❖ **Enhancing Access and Equity**

- **Focused Development of Universities**

- Special Development Grant for universities in Backward areas
- Special Development Grant for Young Universities

- **Non-formal Education**

- Adult and Continuing Education
- Promotion of Yoga Education and Practice and Positive Health
- Value Education
- Human Rights and Duties Education
- Special Studies (Buddhist, Gandhian, Nehru, Ambedkar etc.)
- Population Education
- Women and Family Studies

- **Facilities for Disadvantaged Groups**

- SC/ST Cells
- Remedial Coaching
- Coaching for NET
- Coaching classes for entry in service
- Remedial Coaching classes for disadvantaged minority groups
- Facilities for differently-abled persons

- o Visiting teachers from Kashmir

⊙ **Focused Development of Colleges**

- o Special Development Grant for Colleges in Backward Areas
- o Special Development Grant for Young Colleges

⊙ **Promotion of Relevant Education**

⊙ **Career Orientation to Education**

⊙ **Strengthening of Teaching Activities**

- o International Co-operation :
 - Travel Grants
 - Cultural Exchange Programmes
 - Areas Studies
- o Academic Staff Colleges including computer literacy

⊙ **New Innovative Schemes**

- o Teaching and Research in Interdisciplinary Areas
- o New Schemes

Emerging Areas in Humanities, Social Sciences, Science and Technology.

❖ **Quality and Excellence**

● **Universities and Colleges with potential for excellence**

- o Universities with potential for excellence
- o Colleges with potential for excellence

● **ICT for teaching and learning process**

- o Digital Repository of Research and Teaching Material
- o UGC-Net: Intranet and Internet connectivity for colleges and universities.
- o Grants for promotion of Export of Higher Education
- o Information Communication and Computer Education
- o Teaching innovations in various disciplines

● **Professional Management of Education**

- o Faculty Improvement Programme
- o National Education Testing
- o Incentives for Resource Mobilization
- o Training of Administrators

- UGC's Campus Development and Construction of Administration Buildings and Guest House.
- Automation of UGC Office
- Training of UGC Officers
- Raj Bhasha promotion
- Reimbursement of Grants to Non-University Institutions

❖ **Strengthening of Research**

- **Special Assistance Programme (SAP) in Sciences and Engineering and Technology**

- Assistance for Strengthening of Infrastructure in Science and Technology (ASIST)
- Special Assistance Programme (SAP) : DRS, DSA and CAS
- Research Funding Council for supporting research Schemes
- Instruments Maintenance Activity

- **Special Assistance Programme in Humanities, Social Sciences, Arts, Law and Allied Disciplines**

- Special Assistance Programme (SAP) : DRS, DSA and CAS
- Research Funding Council for supporting research schemes

- **Inter-University Centres and National Facilities**

- **Advanced Centres for Science, Education and Research**

- **Research Awards, Seminars and Workshops**

- Research Awards
- Research Fellowships
- Research Workshops, Seminars and Conferences
- Emeritus Fellowships
- National Lecturerships

1.3 Special Cells Functioning in the UGC

(a) **Malpractices Cell**

To deal with the menace of existence and mushrooming of Fake Universities in the country, a cell known as Fake Universities Cell was set up in the UGC on 30th May, 1996, and later on, it is renamed as Malpractices Cell, with the following functions:

- ❖ To collect information through print media and other sources and bring all cases / instances of the fake universities to the notice of the Commission.
- ❖ To liaise with different agencies of the Government of India / State Government and take such measures as are necessary for arresting the menace of fake institutions.

- ❖ To look into the complaints of misuse of funds provided by the UGC to the universities / colleges.

At the beginning of each academic session, the UGC has been issuing a Press Release in National Dailies advising the aspiring students, wardens and the public at large, not to pursue Higher Education courses with such self-styled universities / institutions which are functioning unauthorisedly in different parts of the country.

Besides, the UGC has also been writing to the Registrars of all Universities and Secretaries of all States to give wide publicity regarding the existence of fake universities / institutions within their respective States, so that aspiring students may not be cheated by such self-styled universities / institutions as the degrees / diplomas / certificates awarded or being awarded by these Universities / Institutions are not valid for academic as well as employment purposes.

On the recommendations of the Parliamentary Standing Committee, the UGC proposed an amendment in the UGC Act, 1956, which provides enhancement of penalty from the existing amount of Rs. One thousand to Rs. 1.00 lakh to Rs. 10.00 lakhs and also imprisonment for a period ranging from six months to three years. The proposal is under consideration of the Government of India, Ministry of Human Resource Development, Department of Education, New Delhi.

A State-wise list of Fake Universities / Institutions as on March 31, 2003 is as given below:

**S.NO. STATE / FAKE UNIVERSITY
OR INSTITUTION**

BIHAR

1. Maithili University / Vishwavidyalaya, Darbhanga

DELHI

2. Commercial University Ltd.
3. *Delhi Vishwa Vidyapeeth, Model Town
4. United Nations University
5. Vocational University

KERALA

6. St. John's University, Kishanattam

MAHARASHTRA

7. Raja Arabic University, Nagpur

MADHYA PRADESH

8. Kesarwani Vidyapith, Jabalpur

TAMIL NADU

9. D.D.B. Sanskrit University, Puture, Trichi

UTTAR PRADESH

10. Mahila Gram Vidyapith / Vishwavidyalaya, (Women's University) Prayag, Allahabad
11. Varanaseya Sanskrit Vishwavidyalaya, Varanasi (U.P.) / Jagat Puri, Delhi.
12. Indian Education Council of U.P. Lucknow
13. Gandhi Hindi Vidyapith, Prayag, Allahabad

14. National University of Electro Complex Homeopathy, Kanpur
15. Netaji Subhash Chandra Bose University (Open University), Achaltal, Aligarh
16. Uttar Pradesh Vishwavidyalaya, Kosi Kalan, Mathura
17. Maharana Pratap Shiksha Niketan Vishwavidyalaya, Pratapgarh
18. ** Bhartiya Shiksha Parishad, Lucknow
 - * Delhi Vishwa Vidyapeeth, Delhi has obtained an interim stay order from Hon'ble Supreme Court of India, New Delhi.
 - ** Not recognised by the University Grants Commission. A transfer petition filed by the UGC is pending in Hon'ble Supreme Court of India, New Delhi

(b) Legal Cell

The Desk Legal, set up in the year 1989, has been exclusively attending to and monitoring of the Court cases in which the UGC is impleaded as one of the parties. As and when the notices from the Courts are received, the comments/directions of the concerned bureau dealing with the subject matter are obtained. In case it is decided to defend the case, Counsels are engaged by the UGC, generally, from the Pool of Central Govt. Standing Counsels. Sometimes, private Counsels are also engaged if it is considered absolutely necessary.

Over the years, the number of Court cases are on the increase. The cases mainly relate to qualifications for appointment of teachers, their service conditions, pay scales and implementation of UGC schemes and enhancement in the age of superannuation of University/College teachers etc.. During this year, most of the cases have been regarding the NET as an essential qualification for the appointment of teachers in universities and colleges, enhancement in the age of superannuation of University/College teaching/non-teaching staff and regularization of the services of Research Associates and Research Scientists. Some departmental cases have also been filed by the employees for redressal of their grievances in service matters.

As per the records, around 2601 cases have been filed from 1989 to 2003 (up to March, 2003) by various parties in different courts within the country. Out of which, 362 cases have been filed during the year 2002-2003. So far, the maximum number of cases were filed in the year 1999 (369 cases). During Ninth Plan period, the UGC was impleaded in as many as 1596 cases and for the last five year period, the number has been 1733 . During the reporting year, out of all pending cases, 61 cases have been dismissed/withdrawn and 17 cases have been disposed off.

The year-wise position of the number of cases filed from 1998 onwards is as follows:

Year	Number of cases filed in different Courts of the country
1998	287
1999	369
2000	365
2001	350
2002	337
2003 (up to 31 st March)	25
Total	1733

Against the allocation of Rs. 25.00 lakhs for the year 2002-2003, a sum of Rs. 27.18 lakhs was incurred on the payment of professional fees to the advocates for defending the cases all over India.

c) **Vigilance Cell**

The University Grants Commission has set up a Vigilance Cell in accordance with the instructions of the Government of India to check corruption effectively. The Cell is generally headed by an officer of the rank of an Additional Secretary of the UGC. The Central Vigilance Commission has appointed Director (Admn.), UGC as Chief Vigilance Officer (CVO). The CVO is mainly responsible for the prevention and detection of corruption cases in the UGC. The CVO is further to ensure the following:

Maintaining proper surveillance on officers of doubtful integrity.

Ensure prompt observance of Conduct Rules relating to integrity covering (i)

statement of assets and acquisitions (ii) gifts (iii) relatives employed in private firms or doing private business (iv) benami transactions.

- Location of sensitive spots, regular and surprise inspections of such spots and proper scrutiny of personnel who are posted in sensitive posts.
- Introduction of preventive measures for bringing transparency and simplicity in the process of allocation and disbursement of grants to universities and colleges.

As per the directions of the Central Vigilance Commission, the UGC observed the Vigilance awareness week from 31.10.2002 to 04.11.2002 by administering the pledge, displaying banners and posters and distributing pamphlets etc.

During the reporting year, Dr.(Ms.) Kanta Kumari, Joint Secretary was terminated from the services of UGC w.e.f. 07.10.2002.

(d) **Pay Scale Cell**

The Pay Scale Cell, set up in 1984, is entrusted with the responsibility of coordinating the work of Pay Review Committees set up from time to time. It also interacts with the national level organizations of teachers and also the MHRD in matters relating to Pay Scales and service conditions of teachers in Universities and Colleges. With a view to improve the standards of teaching, the following important decisions have been taken and circulated to Universities and Colleges being the reporting period 2002-03.

❖ **Extension of exemption from NET to Ph.D. holders upto 31st December, 2002**

NET shall remain the compulsory requirement for appointment as Lecturer even for candidates having Ph.D. degree. However, the candidates who have completed M.Phil. degree by 31st December, 1993 or have submitted Ph.D. thesis to the university in the concerned subject on or before 31st December, 2002 are exempted from appearing in the NET examination. In case such candidates fail to obtain Ph.D. degree, they shall have to pass the NET examination.

❖ **Relaxation to the Physically handicapped persons**

The Commission has decided to grant relaxation of 5% (from 55% to 50%) of marks at the Master's level to the Physically and visually handicapped persons in appointments as Lecturer in Universities and Colleges.

❖ **Extended the date of Refresher Courses under Career Advancement Scheme**

The UGC has extended the last date for participation in Refresher Course beyond 31.12.2000 in respect of eligible teachers for the purpose of promotion / placement under Career Advancement Scheme. The last date for attending the refresher courses has now been extended upto 31.12.2004. However, the teachers who are superannuating within the next three years have been exempted from attending the said courses.

❖ **Upgradation of the Pay Scale of Reader under Merit Promotion Scheme(MPS)**

The matter relating to upgradation of Pay Scale of Reader under MPS in Universities and Colleges was further considered by the Government of India and decided as under:

(i) The MPS Readers, who were in the pre-revised scale of Rs. 3000-5000 (revised to Rs. 10000-15200) will be given the pre-revised pay scale of Rs. 3700-5700 (revised to Rs. 12000-420-18300) w.e.f. 1.1.1996, who fulfill the conditions prescribed under the Scheme notified by the Government on 27.7.1998 for Career Advancement to the post of Reader / Lecturer (Selection Grade).

(ii) The Readers under MPS, who do not have Ph.D. degree, may be given an option either to retain the Reader's designation in the present pay scale of Rs. 3000-5000 (Revised to Rs. 10000-325-15200) or they may get their designation changed to Lecturer (Selection Grade) in the pay scale of Rs.3700-5700 (Revised to Rs. 12000-420-18300).

(iii) The fixation of the pay of the Lecturers (Selection Grade) / Readers under the MPS in the pre-revised scale of Rs.3000-5000, who were selected strictly in accordance with the rules and regulations framed by the UGC and who were in position as Lecturers (Selection Grade) / Readers as on 1.1.96, will be made in a manner that they get their pay fixed at the minimum of Rs. 14,940/- in the revised scale of Rs. 12000-420-18300 as

and when they complete 5 years in the grade / scale of Rs. 12000-18300.

(e) Sexual Harassment Complaint Committee of UGC

The UGC has set up a Committee to look into the grievances of women employees in cases relating to sexual harassment at work place. The Committee is headed by a lady Joint Secretary and seven other members. During the reporting year 2002-03, one written complaint was received by the Committee and this is currently being investigated with the help of a NGO.

(f) Internal Audit Cell

The Internal Audit Cell was set up in May, 1995 in the University Grants Commission on the recommendations of the Director General of Audit and Revenues, to oversee the UGC accounts for better maintenance and transparency. Since then, it has been functioning in the office heading by a Deputy Director, supported by Audit /Junior Audit Officers who are on deputation from Govt. of India. The Cell also conducts the audit of UGC Regional Offices and Inter-University Centres established by the UGC within the university system. Besides, the Internal Audit Cell advises UGC on various financial as well as administrative matters of the UGC. The Cell is also entrusted with the work of pre-audit of pension payment cases, GPF/CPF final payment cases, pay fixation, contract documents and other matters entrusted from time to time and also post-audit of accounts, test checks of grant-in-aid registers and sanction, pursuance/settlement of objections taken in

statutory audit and coordination with various concerned bodies in connection with replies to paras of audit report. The work of inspection of accounts and verification of utilization of funds released to universities and other beneficiary institutions are also entrusted to the Cell.

(g) Desk Parliament Matters

Desk Parliament in the University Grants Commission is exclusively attending to, monitoring of and coordinating the replies to Parliament Questions received from various Ministries of Govt. of India, specially, Ministry of Human Resource Development. The questions raised by the members of the Parliament, generally, relate to the following matters of Higher Education.

- Implementation of various University Grants Commission's Programmes/ schemes for the development of Higher Education and Research in Universities and Colleges in the country.
- Teachers' related issues like minimum qualifications for appointment, their service conditions, career advancement, etc.
- Development/ maintenance Grants paid to Central Universities, State Universities, Institutions Deemed to be Universities and Colleges and their utilisation.
- Recognition of Institutions/ Universities for receiving Central assistance under Section 2(f) & 12(B) of the UGC Act, 1956 and their eligibility conditions. Accreditation of Colleges and Universities by NAAC.

Regulation of all types of Universities and Colleges.

- Fake Universities/Institutions.
- Implementation of reservation orders for SC/ST, Women, differently abled persons, minorities, etc. in Higher Education.
- Education being imparted by Foreign Universities/ Cultural Exchange Programmes/ Academic collaboration with foreign Universities/ countries.
- NET Examinations being conducted by University Grants Commission for lecturership/ JRF in the country and abroad.
- Recognition to new courses, regular as well as vocational courses, revision of curriculum and programmes for curriculum development.
- Computer facilities/Networking of Universities and Colleges.
- Research Fellowships for students and teachers, etc..

The number of Parliament Questions, received/ replied during all the sessions (Budget / Monsoon /Winter Sessions) of Lok Sabha/Rajya Sabha during the reporting year is as given below:

Year	Total No. of Parliament Questions received	Out of total, number of starred questions	Number of assurances
2002-2003	520	52	22

(h) Retirement Benefit Cell

To look into the grievances of retired employees of UGC and also to monitor timely release of retirement benefits to them, the UGC created a retirement benefit Cell on 16th September, 1999. It is headed by an Under Secretary with supporting staff from the Finance Bureau dealing with pensions. During the reporting year, there was not a single grievance from any of the retired employees.

1.4 Automation and Computerization of UGC

In order to create and promote a new work culture, the UGC has created network facilities with the help of ERNET, Ministry of Information and Technology, Govt. of India. The ERNET has installed 512 Kbps on 2 Mbps link leased line of MTNL at UGC Head Office and 64 Kbps leased line each for the UGC offices located at Ferozeshah Road and South Campus of Delhi University.

The website of UGC viz. <http://www.ugc.ac.in> is also being regularly updated and hosted by ERNET. It contains Tenth Plan guidelines for various higher educational schemes / programmes, regulations, NET examinations results, Advertisements etc.

During the reporting year, an amount of Rs. 54.15 lakhs has been spent towards the automation and computerization of UGC.

1.5 Publications

The publication Bureau, since inception of UGC, has been bringing out various publications especially UGC Annual Report, Guidelines for various schemes/programmes implemented in Higher Education Sector, UGC Act, Reports on UGC – Conferences, UGC – Committee Reports, Statistical Reports/Forms, Journals of Higher Education and also other items like Letter Heads/ Visiting Cards/Greeting Cards/Envelopes for the entitled officials of UGC, Registers for Finance Bureau etc.. It is also catering to the needs of population who are working in or connected with Higher Education by distributing the published reports/documents.

Out of the allocated amount of Rs. 15.00 lakhs for the year 2002-2003, an amount of Rs. 11.47 lakhs was expended towards printing 45 publications which include UGC Annual Report (2001-2002), Tenth Plan Profile etc..

The position of budget allocation, expenditure and number of publications and other items printed during 2002-2003 are as under:

Year	Total Number of Publications and other items printed	Budget Allocation (Rs. in Lakhs)	Expenditure (Rs. in Lakhs)
2002-2003	45	15.00	11.47

1.6 UGC's New Campus

A plot of 25 acres, situated at the South-west corner of Jawaharlal University Campus, New Delhi, was allotted to the UGC for the development of its own complex. In its meeting held on 31st October, 2002 in area of 5 acres of land was approved out of 25 acres for developing a new campus for All India Council of Technical Education, New Delhi. In response to the letter addressed to the Managing Director of Educational Consultants India Ltd. (Ed. CIL), it submitted a proposal for the construction of new UGC Campus for consideration of the Commission. The Commission, in its meeting held on 27th December, 2002 approved the proposal and resolved to award the work of construction of UGC complex to Ed. CIL. Accordingly, an agreement for formalisation between UGC and Ed. CIL was signed.

1.7 The Budget and Finances of UGC

The preparation of Budget in respect of financial year next ensuing showing the estimated receipt and expenditure and submission of it to the Ministry of Human Resource Development is one of the main functions of the Commission. The Commission has its own fund called 'Fund of the

Commission'. All sums, which may be paid to the Commission by the Central Government and all the receipts of the Commission shall be carried to the fund and all payments by the Commission shall be made therefrom.

The UGC Act empowers the Commission to allocate and disburse funds, out of the fund of the Commission, to Universities, Colleges and other Institutions of higher education in the form of Maintenance (Non-Plan) and Development (Plan) grants through various programmes / schemes of the Commission to maintain and improve standards in the higher education sector.

The budget for the year 2002-2003 was as given in the Table I.1

The details of the Plan and Non-Plan grants received from Central Government and grants released to universities / institutions during 2002-2003 are as given in the following Tables I.2, I.3 & I.4.

1.5 Highlights of the year

Golden Jubilee Celebrations

With the ushering in of UGC in 'Golden Year' (50th year) on 28th December, 2002, the years 2002 and 2003 have assumed significance in UGC's history.

The Golden Jubilee Cell, which was constituted in August, 2002 by the UGC has initiated many a number of activities to mark the occasion of "Golden Jubilee of UGC". Some of these are as follows:

The renovation work (Civil & Electrical) of the

Table I.1 : Budget for the year 2002-2003

(Rs. in Crores)

S.No.	Budget head	Plan allocation		Non-Plan allocation	
		BE	RE	BE	RE
I.	General	516.75	559.76	1100.00	1100.00
	Total	516.75	559.76	1100.00	1100.00

Table I.2 : Grants received during 2002-2003

(Rs. in Crores)

S.No.	Budget head	Plan Grants Received	Non-Plan Grants Received
I.	General	559.76	1100.00
	Total	559.76	1100.00

Head Office at I.T.O. and UGC's offices at 35, Ferozeshah Road and South Campus, Delhi University has been handed over to C.P.W.D.; A revised agreement between UGC and JNU has been signed for allotment of 20 acres of land in JNU Campus for UGC's proposed new building. Also, on the anvil are Golden Jubilee Seminars on various topics related to Higher Education to be held in Universities all over the country. Golden Jubilee Lectures by eminent personalities will also be organised.

The Cell successfully organised the Golden Jubilee inaugural function on 28th December, 2002 at Vigyan Bhawan, New Delhi. The Hon'ble Prime Minister, Shri Atal Bihari Vajpayee was the esteemed Chief Guest on the occasion. The function was also graced by Hon'ble Minister for Human Resource Development, Science and Technology and Ocean Development, Dr. Murli

Manohar Joshi and Minister of State for Human Resource Development, Prof. Rita Verma, Shri S.K. Tripathy, Secretary, Higher Education, Ministry of Human Resource Development and Shri Rajeev Ratna Shah, Secretary, Ministry of Information and Communication technologies, were also present and shared the dais. The UGC Chairman, Prof. Arun Nigavekar and Secretary, Prof. Ved Prakash welcomed all the dignitaries.

The Hon'ble Prime Minister inaugurated the Golden Jubilee celebrations with the traditional lighting of the lamp, which was accompanied by an invocation rendered by a group of Delhi University students orchestrated by Padmasri and renowned musician Prof. Deboo Chowdhuri.

The Highlights of the day were:

- The release of a CD-ROM and Book on Technology Database of Indian Universities

Table 1.3 : Plan Grants Released during 2002-2003

(Rs. in Crores)

S.No.	Type of Institutions	Plan Grant	% of Total Plan Grant
1.	State Universities*	180.07	32.17%
2.	Colleges of State Universities	132.16	23.62%
3.	Central Universities	134.68	24.07%
4.	Inter-University Centres	74.12	13.24%
5.	Institutions Deemed to be Universities	25.68	4.59%
6.	Miscellaneous	7.02	1.25%
7.	Colleges of Central Universities	5.91	1.06%
	Total (Plan)	559.64	100%

* This does not include grants paid under other schemes like sports schemes etc.

by Prof. Rita Verma, Minister of State for Human Resource Development. The UGC in collaboration with UNDP-APCTT (United Nations Development Project-Asian and Pacific Centre for Transfer of Technology) and Science Technology Park of University of Pune has developed a National Data Base of technologies with commercial potential. This is the first attempt in the country in showcasing emerging technologies and potential of researchers from Indian Universities.

- The activation of UGC Information Network by HRD Minister, Dr. Murli Manohar Joshi. The nation-wide network is

a joint venture of UGC and ERNET for interlinking all the Universities under UGC's purview.

- Inauguration of the first IUC in the field of Humanities and Social Sciences, by Dr. M.M. Joshi which will provide a dynamic and vibrant platform for academicians from India, SAARC region, South-East, Central Asian and other countries.
- The Prime Minister, Shri Atal Bihari Vajpayee laid the foundation of UGC's New campus (electronically).
- The Golden Jubilee Cell had prepared and distributed folders, each containing two

Table I.4 : Non-Plan Grants Released during 2002-2003

(Rs. in Crores)

S.No.	Type of Institutions	Non-Plan Grant	% of Total Non-Plan Grant
1.	Maintenance to: a) Central Universities b) Colleges of Delhi and BHU c) Institutions Deemed to be Universities	700.04 265.87 66.12	62.16% 23.61% 5.87%
2.	Teachers Awards, Research Fellowships, Scholarships etc.	30.41	2.70%
3.	Inter-University Institutions/Centres	19.02	1.69%
4.	State Universities	6.16	0.55%
5.	Specific Grant for State Universities	3.86	0.34%
6.	Non-University Institutions	4.82	0.42%
7.	UGC Establishment Expenses	20.41	1.81%
8.	HBA to C.U. and Deemed Universities	9.55	0.85%
	Total (Non-Plan)	1126.26	100%

booklets on - University Grants Commission – A Profile, UGC-Infonet, and leaflets on UGC-Infonet, Inter University Centre of International Studies, Indian Universities Technology Data base and UGC's new Campus. A multi media presentation highlighting UGC's journey during the last 50 years, its major initiatives and new schemes was also shown to the audience. The entire programme was telecast live on Doordarshan's National Network and was widely reported in the print and electronic media.

❖ **Annual Plan Budget for 2002-2003**

The Tenth Plan outlay for UGC as intimated by the Ministry of Human Resource Development is Rs. 3294 crores. Out of this, the M/HRD allocated Rs. 516.75 crores as Budget Estimate including Plan Technical and 10% component for North East for first year of the Tenth Plan i.e. 2002-2003. No funds have been allocated under the Head Plan (SACC) during this year. Subsequently, the M/HRD revised the Plan allocation of Rs. 559.76 crores as Revised Estimate. The additional amount of Rs. 43.01 crores was provided for the following specific purposes.

(Rs. in crores)

- | | | |
|-----|--|-------|
| i) | One time grant to Kashmir University for development of infrastructure. | 20.00 |
| ii) | Financial Assistance to Tezpur University from out of the Non-lapsable Central Pool of Resources for constructions of roads, staff quarters etc. | 14.33 |

- | | | |
|------|--|--------------|
| iii) | Counterpart rupee funding of the proposal of Jamia Millia Islamia towards procurement of Spare parts for the Video and TV equipment under Japanese Debt Relief Scheme. | 5.00 |
| iv) | Financial Assistance to JNU for construction of building of Academic Staff College. | 2.68 |
| v) | Special grant to Arunachal University (as announced by the Hon'ble HRM) | 1.00 |
| | Total | 43.01 |

❖ **Facilities for Physically handicapped persons**

Consequent upon the Supreme Court Judgement, the UGC has decided to extend the benefit of 5% relaxation in marks obtained at Master's Level for appearing in NET Examination to all disabled persons. All universities have been informed about this decision in May, 2002.

All Universities have been requested to ensure three percent reservation for persons with disabilities in teaching and non-teaching posts consequent upon the Hon'ble Supreme Court order dated 11.09.2002 vide letter dated 08.01.2003.

❖ **Appointment of UGC observers for CAS from Reader to Professor.**

The UGC has been monitoring the selection process from Reader to Professor under CAS in universities by appointing a UGC observer for

ensuring the procedure laid down for the purpose. During the reporting year, 244 Selection Committees were conducted by 76 universities recommending 363 candidates for promotion to the post of Professor. Based on the reports of the UGC observers, 336 cases of promotion were approved by the UGC, remaining 27 could not be approved for various reasons.

❖ **Decisions, Approvals and Resolutions of the Commission**

- Made the following decisions for the implementation of the Ninth Expenditure Reforms Commission (ERC) report:
 - Decided that the teaching and non-teaching ratio in the case of Central Universities should be brought on to 1:1.5 – 2.0 ; Deemed to be Universities (fully funded by UGC) to 1:0.75 – 1.0 and in Delhi Colleges to 1:0.50 – 0.75.
 - Agreed with the recommendation that the responsibility for determination and disbursement of maintenance grant to Delhi Colleges should be transferred from UGC along with the funds to an appropriate agency designated by the State Govt. of Delhi. However, it was noted

that this issue had been under discussion since a long time but still UGC could not transfer this responsibility to the Delhi Govt. It was emphasized that an appropriate model need to be developed for governing Delhi Colleges (rating 100% and 95% from UGC) by de-linking day-to-day responsibilities. The UGC should be empowered to recommend the Constitution of the Governing Body/Managing Committee.

- Decided that Environmental Education Programme has to continue as it is mandatory as per the Hon'ble Supreme Court.
- Decided to exempt all the candidates from the NET Examination, who have finally submitted their Ph.D. theses till 31st December, 2002 and in case such candidates fail to obtain Ph.D. degree, they shall have to pass the NET Examination.
- Agreed and approved the proposal that those Universities where State Govts. are not giving assurance to take over the liability of the posts sanctioned by the UGC in Tenth Plan, the UGC may agree to sanction these posts, if the university gives an undertaking based on the resolution

of the Executive Council in respect of maintenance of the posts after the Tenth Plan Period. The Commission further decided that the UGC support will be limited for a period of five years and no further support will be provided by the UGC on this account.

- Agreed to provide cent percent grants to the Universities and Colleges for building projects, but limited to UGC share only. It was further decided that the UGC shall also not provide any escalation cost over and above the allocation.
- As regards appointment of teachers in Universities and Colleges on contractual basis, it was decided that NIEPA may be assigned to undertake this responsibility of ascertaining views of cross-section of the people from different universities.
- Approved the provision of 2 Mbps link in the UGC main office and 64 Kbps for the two branch offices at Ferozeshah Road and South Campus of Delhi University. It was decided that to begin with the 2 Mbps link at the total cost of Rs. 19.68 lakhs may be operated at 512 Kbps since the usage will be low in the beginning. This may be upgraded as and when required. Also approved the establishment of LAN at three UGC

offices at the cost of Rs. 55.55 lakhs for the first year.

- Agreed that All India PMT (AIPMT) test may include all the Deemed to be Universities for the year 2003. All Central/Deemed Universities (including National Institute of Technology) should participate in the common exam during 2003. Their difficulties and unique characteristics should be accommodated to the extent possible.
- At least 50% of the students in Deemed Universities should come from the All India Body of the students.
- In all Central/Deemed Universities, only essential reservations i.e. as per the constitutional/statutory requirements should be continued.
- Decided the following as regards to merger of Plan schemes into Non-Plan schemes for Central/Deemed Universities fully funded by the UGC.
 - The Ninth Plan teaching posts, which the Universities had filled prior to the UGC letter of 28th November, 2001 conveying that the savings could be used for infrastructure, can be transferred to Non-Plan. But the posts filled after that circular may be treated as first charge

- on Tenth Plan, provided they have reappropriated the savings for infrastructure purposes.
- The Universities which have not used the savings against approved posts for infrastructure development be allowed to recruit staff till 31.3.2002. Posts where selected persons joined after 31.3.2002 may also be treated as first charge on Tenth Plan.
 - Posts sanctioned but not filled in Ninth Plan should be treated as lapsed. (except those Universities where UGC has given permission to fill posts of Ninth Plan and same should be treated as first charge on Tenth Plan).
 - During Tenth Plan, Universities may be advised to fill up sanctioned posts within a period of one year from the date of approval letter from the UGC, unless otherwise specific reason are there for delay. In such cases, the permission for filling up of the posts may be obtained from the UGC.
 - Agreed and recommended that out of 25 acres land allotted to the University Grants Commission by the Jawaharlal Nehru University, five acres be allotted to AICTE and also agreed for signing the revised agreement between the UGC and the JNU for allotment of land.
 - Agreed that the promotional avenues as approved for Tutors/ Demonstrators be extended to the cadre of Instructors also.
 - Agreed to establish an Inter-University Centre for International studies by taking over Indo-American Centre for International Studies (IACIS), Osmania University Campus, Hyderabad. Also agreed to the name suggested by the Expert Committee i.e. International Inter-University Centre for International Studies.
 - Approved the scheme of Introduction of Double/Multiple Degree Programme at undergraduate level in all disciplines and also approved the operative guidance submitted by the Expert Committee.
 - Decided that the Medical Officers in the university system shall be governed as per the rules and regulations/promotional avenues available to CGHS Medical Officers.
 - Decided that past service of a Reader be considered for promotion to the

post of Professor only if he or she had rendered his or her services in the same scale of pay in the Government of India/State Government/Autonomous Bodies/ Government of India or State Government Laboratories and he or she had possessed qualifications equivalent to that of Reader whilst working in the aforesaid Institutions/ Establishments.

- Approved the enhancement of value of postgraduate scholarships to M.E./ M.Tech./M.Pharm./Master of Planning with full time from Rs. 2500/- p.m. to Rs. 5000/- p.m. and contingency from Rs. 3000/- p.a. to Rs. 5000/- p.a. w.e.f. July 1st, 2003 respectively and increase the duration of P.G. courses from 18 months to 24 months.
- Decided the following while considering allocation for various schemes proposed to be operated during Tenth Plan Period:
- The scheme to be operated during Tenth Plan as well as Tenth Plan allocation projected for each scheme approved.
- No extra allocation be given to fulfill the committed liability of the Ninth Plan schemes.
- Any spill over of the Ninth Plan

towards development assistance to the Universities and Colleges be taken as a first charge on the Tenth Plan indicating that spill over amount of the Ninth Plan towards development assistance will not be over and above the Tenth Plan allocation.

- Approved that from Tenth Plan onwards, all the schemes implemented by UGC should end with the Plan i.e. any proposal approved in the later part of the Plan be implemented only for the remaining period of the Plan in order to ensure that no committed liability of the schemes get carried forward to the subsequent Plan so that the next plan is not adversely affected for starting new innovation in higher education.
- Ten percent of the UGC grant be allocated/released for the North Eastern sector.
- Keeping in view the Disability Act 1995, the Universities be informed that at least one post be reserved for physically disabled persons out of the posts being approved for the Tenth Plan by UGC.
- Agreed, in principle, for the establishment of Institutes for promoting quality, teaching and research in Basic Sciences in

collaboration with other scientific agencies in Tenth Plan and further agreed that the Centre for Studies in Integrated Sciences be established at the following places:

- (i) East : At Bhubaneshwar in the proximity of Utkal University
- (ii) West : At Pune in the proximity of University of Pune
- (iii) North: At Allahabad in the proximity of Allahabad University
- (iv) South: At Chennai in the proximity of Anna University

Chapter 2

HIGHER EDUCATION SYSTEM: STATISTICAL GROWTH OF INSTITUTIONS, ENROLMENT, FACULTY AND RESEARCH

2. HIGHER EDUCATION SYSTEM: STATISTICAL GROWTH OF INSTITUTIONS, ENROLMENT, FACULTY AND RESEARCH

At the time of independence, in 1947, there were only 20 universities and 500 colleges in the country. The number of students and teachers in the higher education system was also very small. But, after independence, there has been an exponential increase in all these numbers. It has been recorded a fifteen-fold increase in the number of universities and thirty fold increase in the number of colleges while students enrolment has gone up by nearly thirty four times.

2.1 Institutions

An increase in enrolment of this order would not have been possible without the growth in the number of institutions of higher learning, both universities and particularly colleges (**Appendix:VII**) which increased by 3946 over the period 1998-99 to 2002-2003. The increase in the number of colleges, however, has varied across states as shown in the **Appendix:VII**. Relatively speaking, Andhra Pradesh registered the highest increase, with 729 colleges established during Ninth plan period (1997-98 to 2001-2002). The pace of growth was also high in Uttar Pradesh (589), Maharashtra (478), Tamil Nadu (353), Karnataka (281) etc. The increase in the number of colleges in some of the states during this period was not significant while in five states and two union territories there was single digit increase over the period. In the states of Arunachal Pradesh,

Tripura and in the Union Territories of Andaman and Nicobar Islands and Daman & Diu, there was zero per cent increase. It is pertinent to note here that there was no college at all in the Union Territories of Dadar & Nagar Haveli and Lakshdweep.

As many as 511 new colleges were established during 2002-2003, bringing the total number of colleges to 15,343 in 2002-2003 as against 14,832 colleges in 2001-2002.

At the end of the financial year 2002-2003, the total number of colleges recognized by the UGC under Section 2(f) of the UGC Act, 1956 was 5,432 as compared to 5,238 in the previous year. Out of these 5,432 colleges, 234 colleges are not eligible to receive Central Assistance under Section 12(B) of the UGC Act, 1956.

During 2002-2003, there were 300 universities including 81 deemed to be universities recognized by the UGC. Out of which, 183 have been state universities including 41 universities which have not been declared eligible to receive Central Assistance under Section 12(B) of the UGC Act (**Appendices: I & II**). The following five new State Universities have been included in the UGC list of universities under Section 2(f) in the reporting year.

1. Baba Farid University of Health Sciences, Faridkot, (Punjab). (4.8.2002)
2. Maharashtra Animal & Fishery Sciences University, Nagpur (Maharashtra). (8.8.2002)

3. Dev Sanksriti Vishwavidyalaya, Hardwar (Uttaranchal) (12.11.2002)
4. Jagadguru Rambhadracharya Handicapped University, Chitrakoot Dham, (U.P.) (27.11.2002)
5. Jaypee University of Information Technology, Solan (H.P.) (9.12.2002)

Also, the following 29 institutions were notified as deemed to be universities by the Central Govt. under Section 3 of the UGC Act, 1956.

- (i) Swami Vivekananda Yoga Anusandhana Samsthana, Bangalore (Karnataka). (8.5.2002)
- (ii) Tata Institute of Fundamental Research, Mumbai. (Maharashtra). (7.5.2002)
- (iii) SYMBIOSIS International Educational Centre, Pune, (Maharashtra). (6.5.2002)
- (iv) Rashtriya Sanskrit Sansthan, New Delhi. (7.5.2002)
- (v) Indian Institute of Foreign Trade, New Delhi. (20.5.2002)
- (vi) National Brain Research Centre, Gurgaon, (Haryana). (20.5.2002)
- (vii) National Institute of Technology, Silchar (Assam) (28.6.2002).
- (viii) National Institute of Technology, Kurukshetra (Haryana) (26.6.2002)
- (ix) National Institute of Technology, Hamirpur, (Himachal Pradesh). (26.6.2002)

- (x) National Institute of Technology, Surathkal (Karnataka). (26.6.2002)
- (xi) National Institute of Technology, Calicut, (Kerala). (26.6.2002)
- (xii) Maulana Azad National Institute of Technology, Bhopal, (M.P.). (26.6.2002)
- (xiii) Padmashree Dr. D.Y. Patil Vidyapeeth, Navi Mumbai. (Maharashtra). (26.6.2002)
- (xiv) Visvesvaraya National Institute of Technology, Nagpur, (Maharashtra). (26.6.2002)
- (xv) National Institute of Technology, Rourkela, (Orissa). (26.6.2002)
- (xvi) Malviya National Institute of Technology, Jaipur, (Rajasthan). (26.6.2002)
- (xvii) Institute of Advanced Studies in Education of Gandhi Vidya Mandir, Sardarshahr (Rajasthan) (26.6.2002)
- (xviii) Bharathi Institute of Higher Education & Research, Chennai, (Tamil Nadu) (4.7.2002)
- (xix) S.R.M. Institute of Science and Technology, Chennai, (Tamil Nadu) (2.8.2002)
- (xx) Motilal Nehru National Institute of Technology, Allahabad (U.P.) (26.6.2002)
- (xxi) Jawaharlal Nehru Centre for Advanced Scientific Research, Bangalore, (Karnataka). (17.8.2002)

- (xxii) National Institute of Technology, Warangal, (A.P.). (10.9.2002)
- (xxiii) Sardar Vallabhbhai National Institute of Technology, Surat (Gujarat). (4.10.2002)
- (xxiv) Dr. B.R. Ambedkar National Institute of Technology, Jalandhar, (Punjab) (17.10.2002)
- (xxv) National Institute of Technology, Jamshedpur, (Jharkhand). (27.12.2002)
- (xxvi) Amrita Vishwa Vidyapeetham, Coimbatore (Tamil Nadu). (13.1.2003)
- (xxvii) Dr. D.Y. Patil Vidyapeeth, Pune (Maharashtra). (11.1.2003)
- (xxviii) Narsee Monjee Institute of Management Studies, Mumbai (Maharashtra). (13.1.2003)
- (xxix) Dr. M.G.R. Educational and Research Institute, Chennai (Tamil Nadu). (21.10.2002).

The type-wise number of universities and colleges as on 31.03.2003 is indicated in the Table 2.1.

* Includes Indira Gandhi National Open University and Central Agricultural University.

** Provisional

Note: (a) Out of 201 universities (Central & State), there are 29 Agricultural, three Veterinary, seven Medical, seven Technological Universities, one University for handicapped and nine Open Universities.

(b) Out of 183 State Universities, 41 universities have not been declared eligible to receive Central assistance under Section 12(B) of the UGC Act **(Appendix:II)**.

(c) Out of five Institutions established under state legislature act, three are not eligible for Central Assistance under section 12(B) of the UGC Act.

2.2 Students Enrolment

During the academic year 2002-2003, there were

Table 2.1 Type of Institutions of Higher Education: 2002-2003

S.No.	Type of Institutions	Number of Institutions
1.	Central Universities	18*
2.	State Universities	183
3.	Institutions Deemed to be Universities	81
4.	Institutions Established under State Legislature Act	05
5.	Institutes of National Importance	13
6.	Colleges	15,343**

92.28 lakhs (provisional) students enrolled on various courses at all levels in universities/colleges and other institutions of higher education as compared to 88.21 lakhs in the previous year, registering an increase of 4.6 per cent. The trend of students enrolment at the macro level in the last two decades is given in **Appendix:III**. Whereas the comparative trend of total students enrolment and enrolment of women students among states has been indicated for the year 2002-2003 in **Appendix:IV**. The percentage growth in students enrolment during the Ninth plan period was to the extent of 21.5 per cent and the percentage growth in students enrolment during the five year period (1998-99 to 2002-03) has been 19.8.

Stage-wise Enrolment

Majority of students in the higher education system were enrolled for a variety of courses at the under-graduate level. The students at this level constitute provisionally 89.16 per cent of the total number of students in colleges and universities put together. The percentage of students enrolled for Master's level courses was 9.17 per cent while a very small proportion i.e. 0.67 per cent of the total number of students was doing research. Similarly, only 1.00 per cent of the total number of students was enrolled in diploma/certificate courses (**Appendix:V**).

Most of the students in the higher education system were enrolled in affiliated colleges. About 90.13 per cent of all the under-graduate students and 66.23 per cent of all the post-graduate

students were in the affiliated colleges, as compared to the total enrolment in UG & PG levels while the remaining were in the universities and their constituent colleges. In contrast, 90.74 per cent of the research students working for research degrees were in the universities. In the case of enrolment in all the diploma/certificate courses too, university departments/university colleges, together, had an edge over the affiliated colleges. However, the fact that majority of the total number of students enrolled in the affiliated colleges where the foundations of higher education are laid, demands greater financing of this sector particularly with reference to promotion of relevance, access and equity, quality and excellence. It may also be noted that the stage-wise distribution of students, in terms of percentages, has remained virtually unchanged during the last two decades or so.

Faculty-wise Enrolment

The distribution of students, across various faculties, during the academic year 2002-2003 was as under:

Out of the total enrolment of students (92.28 lakhs), 45% students were in the faculty of Arts, followed by 20% in Science and 18% in Commerce / Management. Thus, 83% of the total enrolment was in the three faculties of Arts, Sciences and Commerce / Management while the remaining 17% was in the professional faculties. In a country like India, where Agriculture and allied occupations are the main occupations, the enrolment in Agricultural Courses has been just 0.60 percent

and in Veterinary Science, it is miniscule 0.16 percent. Thus, this is a clear indication that there is a need for policy change which can reduce the disparity in the enrolment of students **(Appendix:VI)**.

2.3 Faculty Strength

In the reporting year 2002-2003, the total number of teachers in universities and colleges was 4.36 lakhs as compared to 4.27 lakhs teachers in the previous year. Out of 4.36 lakhs teachers, 83% teachers are in Colleges and the remaining 17% in University Departments / University Colleges **(Appendices:VIII & IX)**.

The category-wise position of teachers, in terms of percentages, in affiliated colleges and university departments/university colleges during 2002-2003 is as under:

2.4 Research Degrees

The number of research degrees (Ph.Ds) awarded by various universities increased from 11,534 in 2000-2001 to 11,899 in 2001-2002. Out of the total number awarded in 2001-2002, the Faculty of Arts had the highest number with 4,545 degrees, followed by the faculty of Science with 4,012 research degrees. These two faculties together accounted for 72 per cent of the total number of research degrees awarded. This trend is almost similar to the trend observed earlier **(Appendix:X)**.

2.5 Growth in Enrolment of Women in Higher Education

There has been a phenomenal growth in the number of women students enrolled in higher education, since independence. Women enrolment

S. No.	Category	Out of Total Number of Teachers		
		Percentage in Affiliated Colleges	Percentage in University Departments/ University Colleges	Percentage in Universities and Colleges
1.	Lecturers	43.68	4.91	48.59
2.	Senior Lecturers	12.42	2.55	14.97
3.	Readers & their equivalent	18.67	5.25	23.92
4.	Professors & their equivalent	-	3.49	3.49
5.	Principals and Professors in P.G. Colleges	5.17	-	5.17
6.	Others (Tutors / Demonstrators / Teaching Assistants etc.)	3.43	0.43	3.86
	Total	83.37	16.63	100.00

was less than 10 per cent of the total enrolment on the eve of Independence and it rose to 40.05 per cent in 2002-2003.

The pace of growth has been particularly faster in the last two decades. As the data in Table 2.2 show that the number of women enrolled per hundred men registered almost fivefold increase during the period 1950-51 to 2002-2003.

Table 2.2: Women Students Per Hundred Men Students

Year	Total Women Enrolment (000s)	Women Enrolment Per Hundred Men
1950-51	40	14
2002-2003	3696	67

2.6 Distribution of Women Enrolment by State, Stage and Faculty

(a) State-wise Distribution of Women Enrolment

Distribution of women enrolment by state shows that the percentage increase has been static in the enrolment of women as compared to

the total enrolment in all the states during 2002-2003 over the preceding year. Among the states, Kerala with 60% topped in terms of women enrolment as a percentage of total enrolment during 2002-2003, followed by Goa (58.5%) , Punjab (52.7%) etc.. There were 17 states which had higher enrolment of women than the national percentage of 39.84 per cent. In the rest of the states, the percentage of women enrolled was less than the national level, with Bihar recording the lowest women enrolment of 23.8 per cent only. In absolute numbers, Maharashtra State has been the top in enrolling women students. **(Appendix-IV).**

(b) Stage-wise distribution of Women Enrolment

During 2002-03, the enrolment of women as a percentage of total enrolment has consistently been going up at all stages of Higher Education – Graduate, Post-graduate, Research and Diploma/Certificate.

Stage	Total Enrolment	Women Enrolment	Percentage of Women
a) Graduate	82,27,417	32,85,544	39.93
b) Post-graduate	8,46,556	3,55,893	42.04
c) Research	62,213	23,609	37.95
d) Diploma/Certificate	91,647	30,918	33.74
	92,27,833	36,95,964	40.05

A note-worthy observation of women enrolment is that their incidence is the highest at the post-graduate stage as compared to other stages.

(c) Distribution of Women Enrolment by Faculty

The faculty-wise distribution of women enrolment during 2002-2003 is as given in Table 2.3

Table 2.3 shows that women enrolment in the faculty of Arts has been 51.13 per cent of total women enrolment, followed by the faculty of

Science (19.94%), the faculty of Commerce (16.48%) etc.. There was no much change in the percentage of women enrolled in any faculty in 2002-2003 as compared to 2001-2002 except the faculty of Engg./Technology where the percentage of enrolment is increased by 0.42%

2.7 Women Colleges

The number of women colleges, as shown in Table 2.4, shows that there has been a substantial increase during the last decade i.e. 1993-1994 – 2002-2003 and thus resulting in increase of women enrolment as a whole.

Table 2.3: Women Enrolment by Faculty : 2002-2003

S.No.	Faculty	Women Enrolment*	Percentage of total women enrolment
1.	Arts	18,89,799	51.13
2.	Science	7,36,890	19.94
3.	Commerce/Management	6,08,949	16.48
4.	Education	67,096	1.81
5.	Engineering/Technology	1,54,041	4.17
6.	Medicine	1,34,364	3.63
7.	Agriculture	9,332	0.25
8.	Veterinary Science	2,982	0.08
9.	Law	61,947	1.68
10.	Others	30,564	0.83
	Total	36,95,964	100.00

* Provisional

**Table 2.4: Number of Women Colleges
during 1993-1994 – 2002-2003**

Year	Number of Women Colleges
1993-1994	1033
1994-1995	1107
1995-1996	1146
1996-1997	1195
1997-1998	1260
1998-1999	1359
1999-2000	1503
2000-2001	1578
2001-2002	1625
2002-2003	*1650

* Provisional

**FIG. 1. ALL INDIA GROWTH OF STUDENT'S ENROLMENT
1983 - 1984 TO 2002 - 2003**

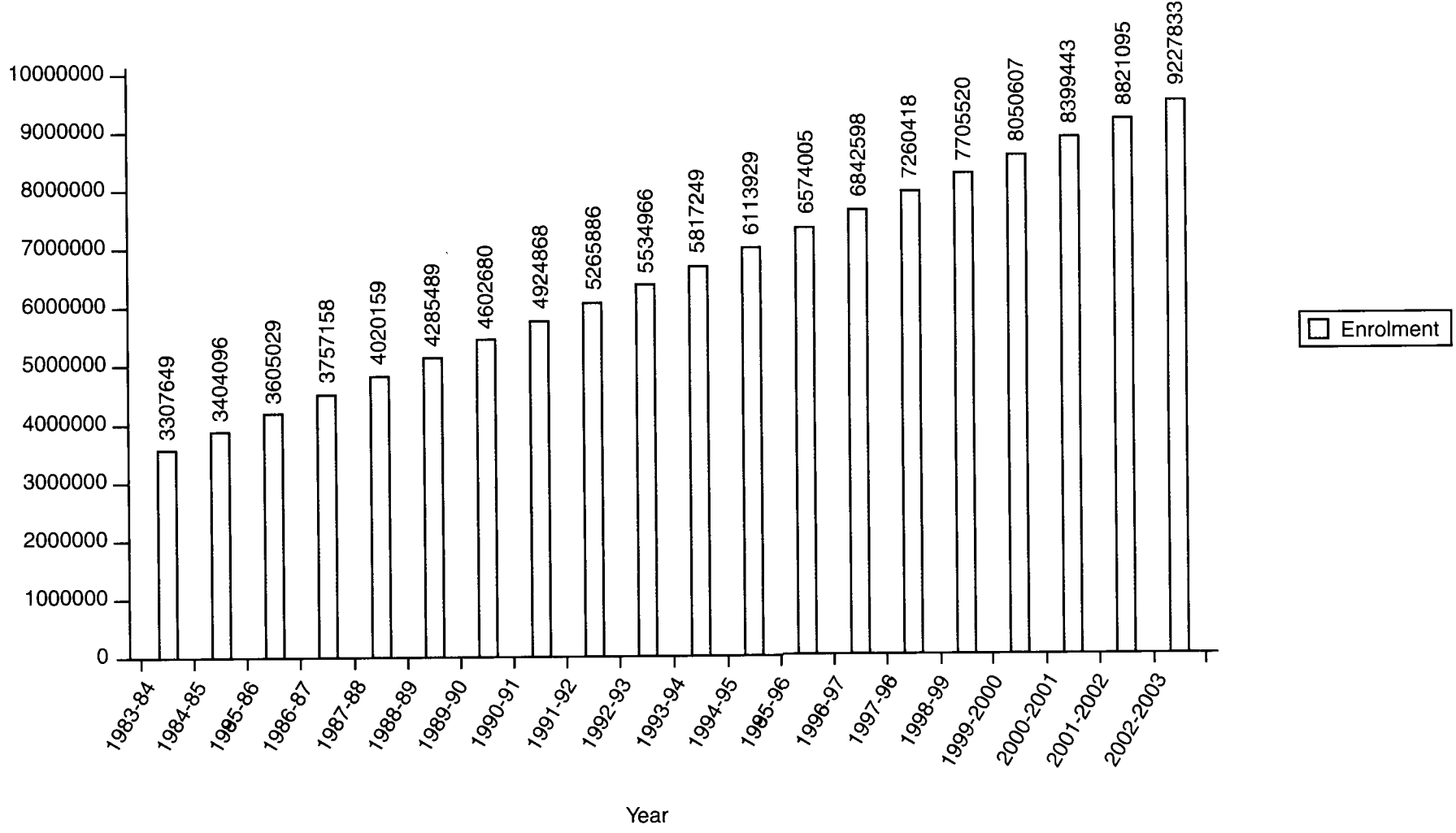


Fig. 2. STATE-WISE STUDENT ENROLMENT : 2002-2003

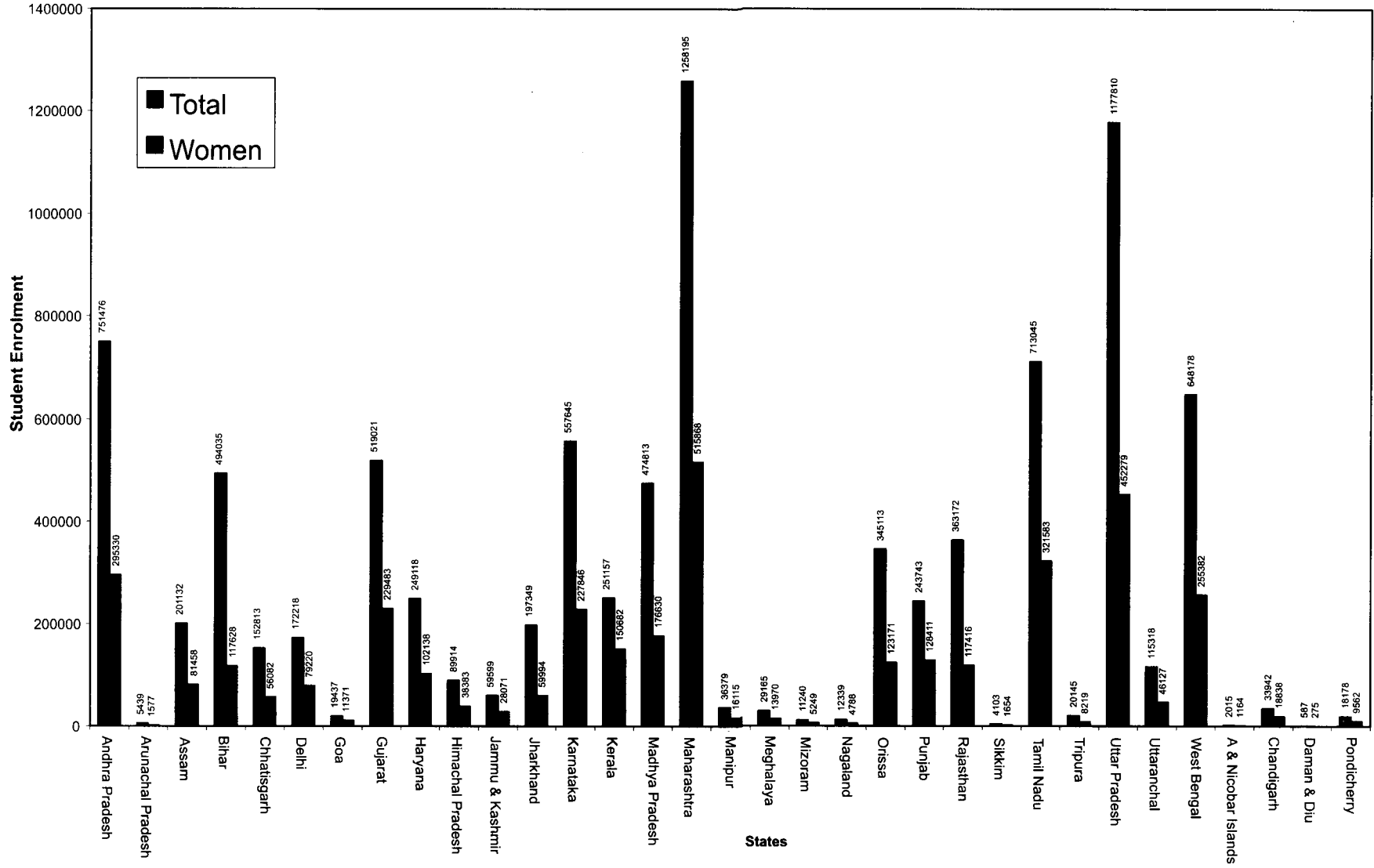


Fig. 3. DESIGNATION-WISE TEACHING STAFF IN UNIVERSITY TEACHING DEPARTMENTS/UNIVERSITY COLLEGES 2002-2003

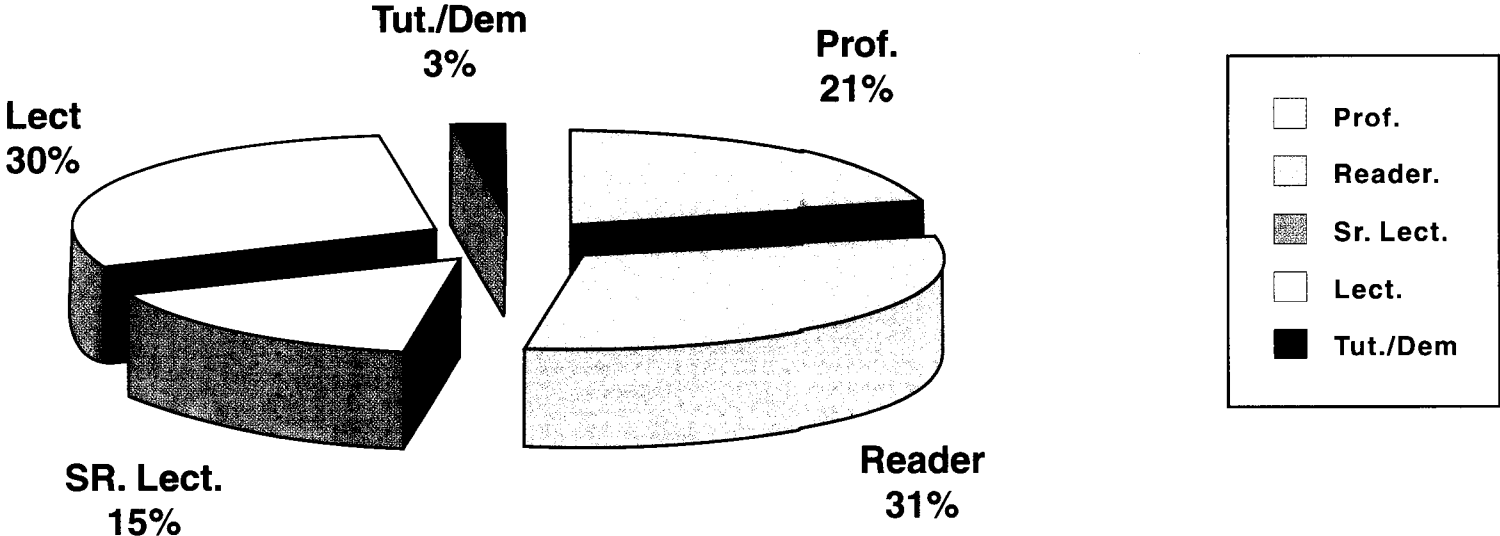


Fig. 4. STUDENTS ENROLMENT FACULTY - WISE 2002-2003

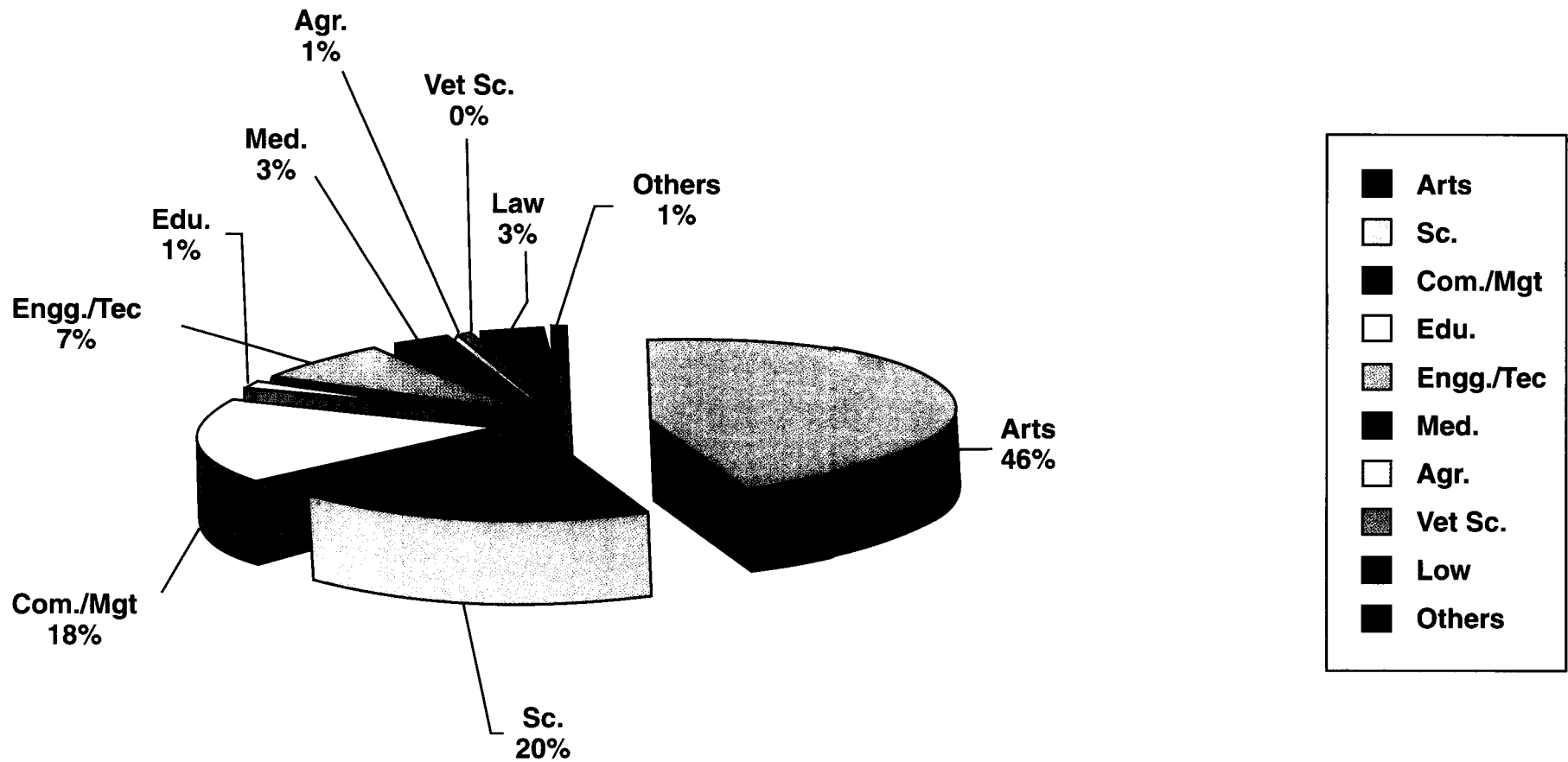


Fig. 5. STAGE-WISE ENROLMENT 2002-2003

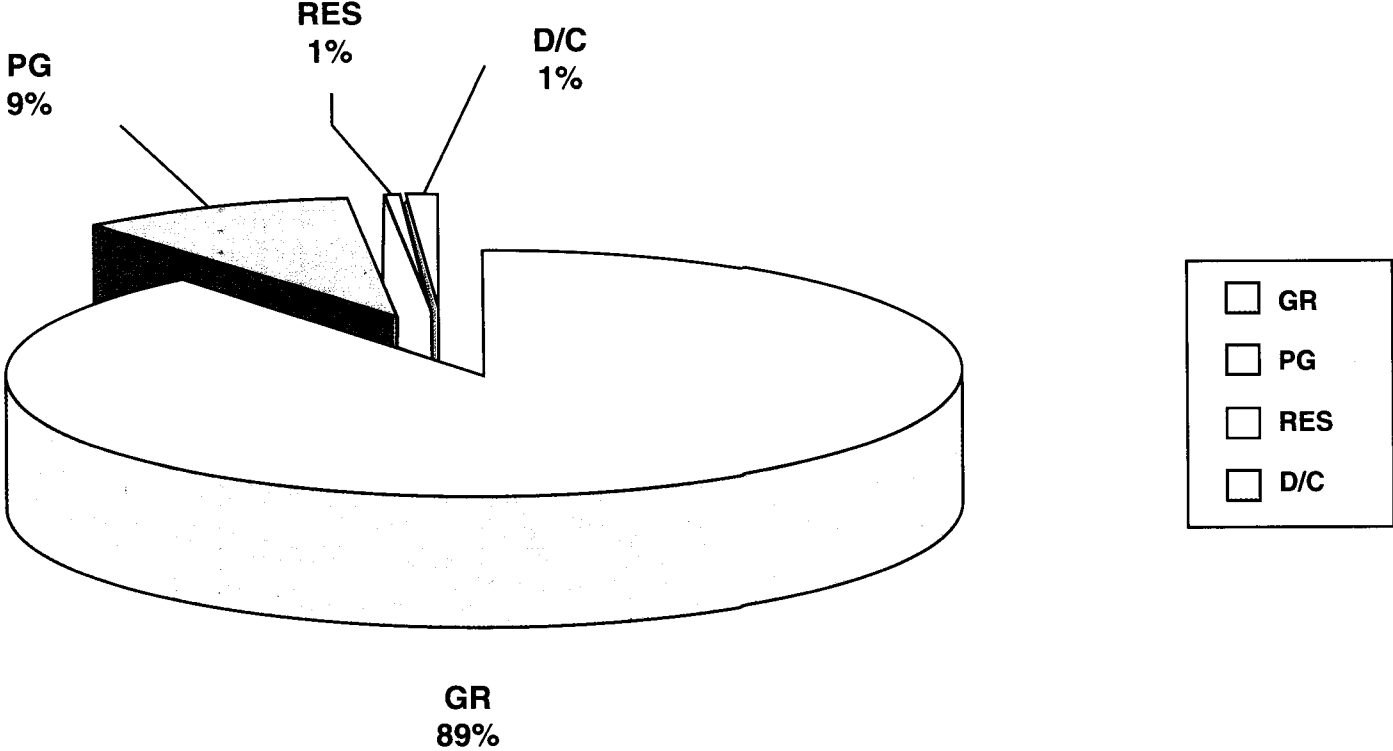


Fig. 6. DESIGNATION-WISE TEACHING STAFF IN AFFILIATED COLLEGES 2002-2003

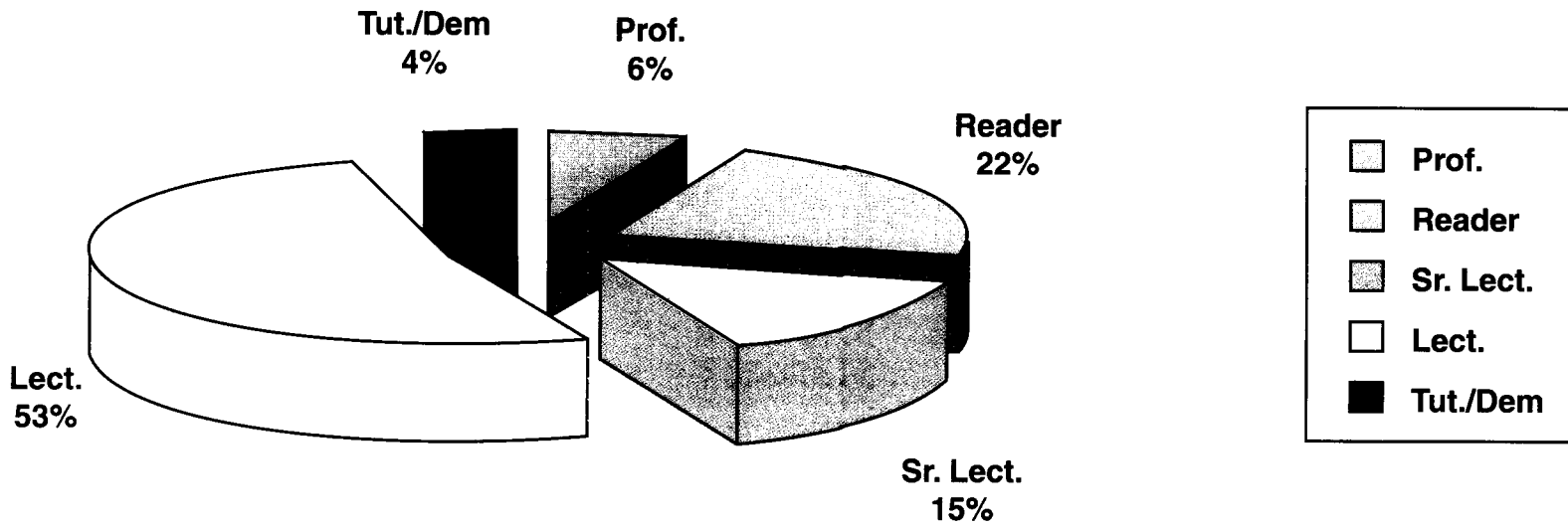
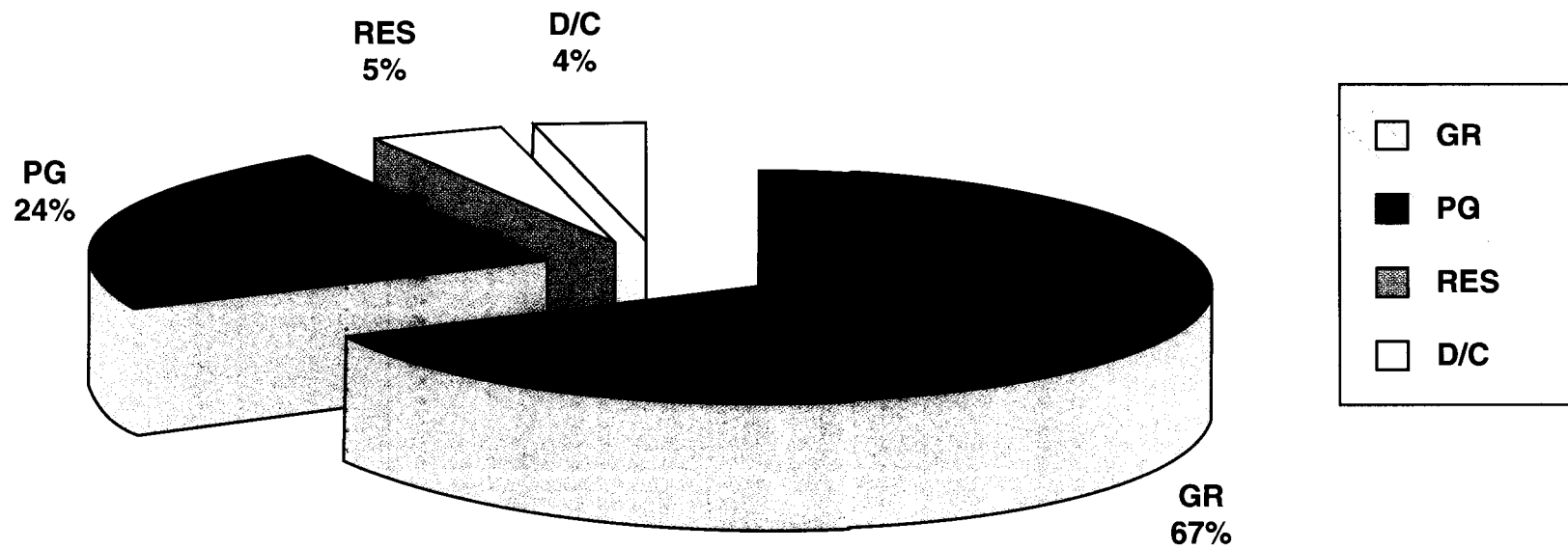




Fig. 7. STATGE-WISE ENRGLMENT - UNIVERSITY TEACHING DEPARTMENTS/UNIVERSITY CGLLEGES 2002 - 2003



**Golden Jubilee inaugural function of University Grants Commission
on 28th December, 2003 at Vigyan Bhavan, New Delhi**



Hon'ble Prime Minister, Shri Atal Bihari Vajpayee
Inaugurating Golden Jubilee Function




Chairman, UGC, Prof. Arun Nigavekar
giving the welcome address




The activation of UGC Information Network by
Human Resource Development Minister,
Dr. Murli Manohar Joshi (electronically)



The dignitaries singing the National Anthem,
From left to right Minister of State for
Human Resource Development, Prof. Rita Verma,
Human Resource Development Minister,
Dr. Murli Manohar Joshi,
Hon'ble Prime Minister Shri Atal Bihari Vajpayee
and Chairman UGC Prof. Arun Nigavekar.



Minister of State for Human Resource
Development, Prof. Rita Verma
releasing a CD-ROM and Book on
Technology Database of Indian Universities.



The Prime Minister, Shri Atal Bihari Vajpayee
laying the foundation of UGC's New Campus
(electronically).

Chapter 3

MAINTENANCE (NON-PLAN) AND DEVELOPMENT (PLAN) ASSISTANCE TO UNIVERSITIES

3 MAINTENANCE (NON-PLAN) AND DEVELOPMENT (PLAN) ASSISTANCE TO UNIVERSITIES

3.1 ASSISTANCE TO UNIVERSITIES

To meet the goals and objectives of the X Plan, the UGC provides financial assistance to Central and Deemed to be Universities, both under Development (Plan) and Maintenance (Non-plan) Assistance under various schemes / programmes while assistance to State Universities is made available only under Development (Plan) Schemes / Programmes. The maintenance (Non-plan) assistance is being provided for meeting the recurring expenditure on salaries of teaching and non-teaching staff and for maintenance of laboratories, libraries, buildings as also for obligatory payments such as taxes, telephones, postage, electricity bills etc. The objective of Development Assistance is not only to improve the infrastructure and basic facilities in the Universities but also to develop excellence in certain identified areas.

The development assistance can be utilised for the consolidation of existing infrastructure and for modernizing teaching, research and administration as also for extension and for carrying out research activities to meet the changing needs of the Universities to respond appropriately to the demands of the society. During the X Plan, the general development assistance to an individual University is available on the basis of the outlay determined and communicated to the University. Two-third of

the outlay is released based on the procedure indicated in the X Plan guidelines. However, one-third of the outlay will finally be decided on the basis of performance radars of the individual University during IX Plan. The outlays determined and communicated to Universities shall be in operation for the period 1.4.2002 to 31.3.2007. Also, the period of the scheme / programme will end with the plan period.

During the first year of X Plan, the UGC constituted Committees visited the Universities to evaluate the progress made by them during IX Plan period and to assess their requirements for X Plan. Based on the recommendations of these Visiting Committees and keeping in view the funds availability, the allocations were made to all the Universities.

Under development (plan) assistance, the UGC will assist each eligible University for the following items:

- i) Staff-Both teaching and non-teaching / technical staff.
- ii) Equipment for laboratories, special office equipment and modern teaching aids, and for the repair of major equipment.
- iii) Books and Journals
- iv) Buildings – Construction of new buildings and major repairs / renovation of old buildings.
- v) Campus development – for construction of roads, electricity, water and sewerage lines,

plantation and development of the land etc.

- vi) Health Centre
- vii) Students amenities – such facilities may include canteen, recreation room, counselling centres for students, etc..
- viii) Jubilee Grant – (for completing 25,50,75,100 and 150 years) is provided over and above the X Plan allocation.
- ix) Programme Development.

As regards the Central Universities and UGC maintained deemed to be Universities, they must seek prior approval of the UGC for introduction of new courses-self financing or other wise. They may also ensure that the degree proposed to be awarded is one among the specified degrees duly approved by the UGC.

The UGC assistance for the items mentioned above is on cent-per-cent basis and also the Commission decided to provide cen-percent assistance for all type of building projects so as to enable the Universities to complete these projects within the stipulated time.

The IX Plan assistance as paid on 31st March, 2002 to the Universities could be utilised during X Plan in the following manner :

- ❖ For buildings, already started only before 31st March,02 are to be completed in 2 years i.e. from 1.4.02 to 31.3.2004.
- ❖ For others except faculty position extension for utilizing the grant upto 31st March, 2003.

- ❖ To fill-up the vacant positions – no extension is permissible.

A. Central Universities

Out of 18 Central Universities, the UGC has been assisting 16 Universities. The remaining two Universities namely, the Indira Gandhi National Open University, New Delhi and the Central Agricultural University, Imphal are being directly funded by the Ministry of Human Resource Development and Ministry of Agriculture respectively. Normally, the UGC provides both development (plan) and maintenance (non-plan) assistance to the Central Universities.

❖ Development (Plan) Assistance

Development Assistance (Plan) is given for the development of Central Universities, to its medical colleges and the hospitals attached to them, and also to the Delhi Colleges under various development schemes and programmes. During the first year of the X Plan, the development assistance amounting to Rs. 134.68 crore was provided to 17 Central Universities as shown in Table 3.1 to meet the development expenditure.

Table 3.1 : Development (Plan) Assistance to Central Universities : 2002-03.

(Rs. in Crore)

Sl. No.	Name of the University	Plan Assistance provided
1	Aligarh Muslim University	8.83
2.	Assam University	5.51

3	Baba Sahib Bhimrao Ambedkar University	6.20
4.	Banaras Hindu University	10.86
5.	Indira Gandhi National Open University*	0.03
6.	Jamia Millia Islamia	14.86
7.	Jawaharlal Nehru University	8.11
8.	M.G. Antarrashtriya Hindi Vishwavidyalaya	5.02
9.	Maulana Azad National Urdu University	6.13
10.	Mizoram University	14.02
11.	Nagaland University	5.60
12.	North Eastern Hill University	5.42
13.	Pondicherry University	4.82
14.	Tezpur University	20.75
15.	University of Delhi	9.95
16.	University of Hyderabad	4.88
17.	Visva Bharati	3.69
	TOTAL	134.68

*A grant of Rs. 3.30 lakh was provided for IGNOU under the scheme strengthen of research.

❖ Maintenance (non-plan) Assistance

Besides the development assistance, maintenance assistance amounting to Rs. 700.04 crore was provided to meet the maintenance expenditure of 15 Central Universities as shown in Table 3.2.

Table 3.2 : Maintenance (non-plan) Assistance to Central Universities : 2002-03.

(Rs. in Crore)

Sl. No.	Name of the University	Non-plan Assistance provided
1	Aligarh Muslim University	172.91
2.	Assam University	4.70
3	Baba Sahib Bhimrao Ambedkar University	1.93
4.	Banaras Hindu University	153.41
5.	Jamia Millia Islamia	37.46
6.	Jawaharlal Nehru University	58.78
7.	Mizoram University	6.50
8.	Maulana Azad National Urdu University	0.59
9.	Nagaland University	13.70
10.	North Eastern Hill University	32.68
11.	Pondicherry University	11.52
12.	Tezpur University	4.98
13.	University of Delhi	121.53
14.	University of Hyderabad	31.98
15.	Visva Bharati	47.37
	TOTAL	700.04

B. State Universities

As per the section 12(B) of the UGC Act, 1956, new State Universities established after 17th June, 1972, shall not be eligible to receive any grant from the Central Government, UGC, or any other

organisation receiving funds from the State Government, unless the Commission satisfies itself as per the prescribed norms and procedures, that such a university is fit to receive grants. As on 31st March, 2003, there were 183 state universities, recognised by the UGC, set up under laws enacted by the legislatures of various states.

● **Development Grant to State Universities**

At present, 109 State Universities, excluding Agriculture/Medical Universities are eligible to receive plan grants from the UGC. Development grants including grants for specific purposes are provided to these eligible universities in order to facilitate the procurement of such infrastructural facilities which are not normally available to them from the State Government or any other supporting bodies.

The Tenth Plan has been launched when the country is in the process of major Economic and Technological changes based on the policy of liberalisation and privatization and, at the same time, when the emphasis is laid on rural development. During the reporting year 2002-03, the Commission has taken major decisions regarding pattern of assistance to state universities under various development programmes.

The assistance is given for both teaching and technical staff; equipment for laboratories, office, modern teaching aids and for the repair of major equipment; books & journals; buildings (academic, administrative, staff quarters, hostels, guest houses and major repairs / renovation of old buildings);

campus development (for construction of roads, electricity, water and sewerage lines, plantation and development of land); Health Centre; students amenities (including canteen, recreation room, counselling centres etc.).

Besides, an additional grant over and above the plan development assistance has been provided to state universities under the following schemes or programmes :

1. **Jubilee Grants**

(for completing anniversaries of 25, 50, 75, 100 and 150 years of particular University's existence).

2. **Financial assistance to teachers who are visually handicapped (blind).**

3. **Special scheme for Day Care Centres in Universities.**

4. **Scheme for construction of women's hostel**

During Ninth Plan period, the commission was providing financial assistance to Universities / Colleges for the construction of Women's Hostel (special scheme) on 60:40 sharing basis.

The above scheme was in addition to the assistance being provided under general development scheme. The Commission decided to separate the scheme "Construction of Women's Hostel" from general development scheme. A separate scheme was floated during the year under

report i.e. 2002-2003 "Construction of Women's Hostel" on cent percent basis over and above the Tenth Plan allocation.

5. **Special scheme of Visiting Faculty Positions to the migrant teacher of Kashmir University and its affiliated Colleges.**
6. **Resource Mobilization by Universities (incentive grant).**
7. **Unassigned Grant Scheme / Visiting Professor / Fellow Scheme**

The University Grants Commission has been providing assistance under Unassigned Grant Scheme for participating in conferences, holding seminars & symposia, publication of research work in the Universities. While rationalizing the guidelines of the scheme, the UGC updated the provisions relating to the size of Unassigned Grant, ceiling on expenses, rates and procedure. In this process, the Commission has decided to merge the scheme of appointment of Visiting Professor / Fellows with the scheme of Unassigned Grant. The scheme of minor research projects, earlier part of Unassigned Grant, is merged with research projects scheme and is not a part of Unassigned grant during Tenth Plan. The process for preparing revised guidelines under the above scheme was started during the year 2002-03.

During the year 2002-03, Tenth Plan development grants amounting to Rs. 180.07 crores have been disbursed to 118 eligible state universities (109 + 9 other State Universities). The disbursement of grants by the UGC to various states during 2002-03 is as given in Table 3.3.

Table 3.3: Plan Grants Paid to State Universities: 2002-2003 (Excluding Medical/Agricultural Universities)

(Rs. in Crores)

S. No.	State	No. of Universities	Plan Grants Paid
1.	Andhra Pradesh	9	17.25
2.	Arunachal Pradesh	1	2.00
3.	Assam	2	2.71
4.	Bihar	6	5.09
5.	Chhattisgarh	3	2.30
6.	NCT of Delhi	1	0.48
7.	Goa	1	1.77
8.	Gujarat	7	9.61
9.	Haryana	4	3.88
10.	Himachal Pradesh	2	2.03
11.	Jammu & Kashmir	2	23.36
12.	Jharkhand	1	1.39
13.	Karnataka	8	10.35
14.	Kerala	4	6.79
15.	Madhya Pradesh	9	9.95
16.	Maharashtra	10	16.01
17.	Manipur	1	1.66

18.	Orissa	4	5.55
19.	Punjab	4	7.15
20.	Rajasthan	5	6.81
21.	Tamil Nadu	10	16.10
22.	Tripura	1	0.81
23.	Uttar Pradesh	12	11.66
24.	Uttaranchal	4	2.45
25.	West Bengal	7	12.90
	Total	118	180.07

Note: The figure 118 includes 109 state universities and 9 technical and agricultural universities having engineering departments.

Since the allocation of the state universities was not finalised during the first year of the Tenth Plan period i.e. 2002-03, the grant during the reporting year was released on the basis of the following formula to each university. **Ninth plan allocation x 1.5 = Tentative Tenth plan allocation.** The balance grants released during the Tenth plan period was 20% of the total tentative allocation of Rs. 37928.85 crores as first instalment to the 109 state universities receiving plan grant from the UGC.

Besides, an amount of Rs. 23.50 lakhs was reimbursed as TA/DA of Tenth plan visiting committees for visiting 22 state universities.

An amount of Rs. 11.65 lakhs was released to NAAC, Bangalore as Accreditation Fee. A special one time grant amounting to Rs. 21 crores was

provided to Kashmir University (Rs. 20 crores) and to Arunachal University (Rs. 1 crore).over and above the Ninth Plan allocation for the purpose of development of infrastructure.

● **Jubilee Grants (For completing anniversaries of 25,50,75,100 and 150 years)**

There is a provision of providing Jubilee Grants under Tenth Plan guidelines for Development Assistance to State Universities which are completing Anniversaries of 25, 50, 75, 100 and 150 years. This grant is an additional grant over and above the developmental grant allocation made to a University during Tenth Plan. The assistance is available for undertaking any activity requiring capital expenditure such as renovation of their old buildings and construction of new buildings. The quantum of assistance is as follows:

S. No.	Nature of Celebration	Level of Assistance (Rs. in lakhs)
1.	To celebrate 150 years	100.00
2.	To celebrate Centenary year (100 years)	75.00
3.	To celebrate Plantinum Jubilee (75 years)	50.00
4.	To celebrate Golden Jubilee (50 years)	25.00
5.	Silver Jubilee (25 years)	10.00

During the reporting year 2002-03, an amount of Rs. 37.50 lakhs was given to 5 state universities.

The details are as given below:

(Rs. in lakhs)

S. No	Name of the University	Total grant allocated	Grants paid
1.	Kumaun University (Silver Jubilee)	10.00	3.00
2.	Sambalpur University (Silver Jubilee)	10.00	5.00
3.	Nagpur University (Platinum Jubilee)	50.00	10.00
4.	Nagarjuna University (Silver Jubilee)	10.00	4.50
5.	University of Pune (Golden Jubilee)	25.00	15.00
	Total		37.50

C. DEEMED TO BE UNIVERSITIES

The section 3 of the UGC Act, 1956, provides that an Institution of Higher Education, other than a university, which is doing the work of very high standard in a specific area can be declared as an Institution Deemed to be University. Such Institutions enjoy the academic status and privileges of Universities and are able to strengthen their activities in the field of their specialization, rather than becoming a multi faculty University of a general type. During the first year of X Plan i.e. 2002- 2003, Deemed University status was conferred on the following 29 institutions under section 3 of UGC Act, 1956.

1. National Institute of Technology, Warangal (A.P.)
2. National Institute of Technology, Silchar (Assam)
3. Sardar Vallabhbhai National Institute of Technology, Surat (Gujarat)
4. National Brain Research Institute, Gurgaon (Haryana)
5. National Institute of Technology, Kurukshetra (Haryana)
6. National Institute of Technology, Hamirpur (H.P.)
7. National Institute of Technology, Jamshedpur (Jharkhand)
8. Jawaharlal Nehru Centre for Advanced Scientific Research, Bangalore, (Karnataka).
9. National Institute of Technology, Surathkal (Karnataka)
10. Swami Vivekananda Yog Anusandhana Samsthana, Bangalore. (Karnataka).
11. National Institute of Technology, Calicut (Kerala)
12. Maulana Azad National Institute of Technology, Bhopal (M.P.)
13. Dr. D.Y. Patil Vidyapeeth, Pimpri, Pune (Maharashtra)
14. Narsee Monjee Institute of Management Studies, Mumbai (Maharashtra)

15. Padmashree Dr. D.Y. Patil Vidyapith, Nerul, Navi Mumbai (Maharashtra)
16. Symbiosis International Education Centre, Pune (Maharashtra)
17. Tata Institute of Fundamental Research, Mumbai (Maharashtra)
18. Visvesvaraya National Institute of Technology, Nagpur (Maharashtra)
19. National Institute of Technology, Rourkela (Orissa)
20. Dr. B.R. Ambedkar National Institute of Technology, Jalandhar (Punjab)
21. Institute of Advance Studies in Education, Sardarshahr (Rajasthan)
22. Malviya National Institute of Technology, Jaipur (Rajasthan)
23. Amrita Vishwa Vidyapeetham, Coimbatore (T.N.)
24. Bharat Institute of Higher Education & Research, Chennai (T.N.)
25. Dr. M.G.R. Educational and Research Institute, Chennai (T.N.)
26. S.R.M. Institute of Science and Technology, Chennai (T.N.)
27. Motilal Nehru National Institute of Technology, Allahabad (U.P.)
28. Indian Institute of Foreign Trade, New Delhi.
29. Rashtriya Sanskrit Sansthan, New Delhi.

Thus, the total number of Deemed to be Universities as on 31st March, 2003 has risen to 81. The guidelines for conferring Deemed to be Universities status during X Plan are being revised and finalized.

The UGC has been providing Non-plan (Maintenance) Assistance to 12 Deemed to be Universities (**Appendix : XI**). Out of which, nine Deemed to be Universities are being provided assistance on cent-per-cent and three Universities namely, Banasthali Vidyapith, Jamia Hamdard and Sri Chandrasekharendra Saraswathi Vishwa Mahavidyalaya are being provided fixed annual assistance.

Plan (Development) Assistance under general development scheme is being provided to 24 Deemed Universities (**Appendix : XII**). The assistance for these Universities, both under Plan and Non-plan, is being provided as budgetary assistance every year. However, the remaining Deemed Universities are getting assistance under various development schemes / programmes of X Plan. Besides, the UGC has also been providing Plan Assistance to these 24 Deemed Universities under the schemes namely, Unassigned Grant scheme, Resource Mobilization (matching share) Scheme, Special Scheme for women's Hostel and Day Care Centres etc.

During the financial year 2002-03, plan assistance including assistance provided under various plan schemes / programmes amounting to Rs. 25.68 crores was paid to meet development expenditure of 35 Deemed to be Universities and

Non-plan assistance of Rs. 72.17 crores including the assistance provided under various non-plan schemes / programmes to 28 Deemed to be Universities. The details of assistance provided to Deemed to be Universities are indicated in the Tables 3.4 and 3.5.

3.4: Plan (Development) Assistance provided to Institutions Deemed to be Universities : 2002-03.

(Rs. in crores)

Sl. No.	Name of the Institute / University	Plan Assistance provided
1	Allahabad Agricultural Instt., Allahabad	0.04
2	Avinashillingam Instt. of Home Science & Higher Education for Women, Coimbatore	0.95
3	Banasthali Vidyapeeth, Banasthali	1.04
4	Bengal Engineering College, Howrah	0.89
5	Bharati Vidyapeeth, Pune	0.19
6	Bhat Khande Music Instt., Lucknow	0.02
7	Birla Institute of Technology & Science, Pilani	1.06
8	Birla Institute of Technology, Ranchi	1.23
9	Central Institute of English & Foreign Languages, Hyderabad	1.13
10	Central Institute of Higher Tibetan Studies, Sarnath	0.32

11	Dayalbagh Educational Instt., Agra	1.06
12	Deccan College PG & Research Institute, Pune	0.49
13	Forest Research Institute, Dehradun	0.05
14	Gandhigram Rural Institute, Gandhigram	1.32
15	Gokhale Institute of Politics and Economics, Pune	0.76
16	Gujarat Vidyapith, Ahmedabad	1.45
17	Gurukul Kangri Vishwavidyalaya, Haridwar	1.03
18	Indian Institute of Science, Bangalore	1.08
19	Indian School of Mines, Dhanbad	0.05
20	International Institute for Population Sciences, Mumbai	0.02
21	Jain Vishwa Bharti Institute, Ladnun	0.35
22	Jamia Hamdard, New Delhi	2.12
23	Lakshmbai National Instt. of Physical Education, Gwalior	0.65
24	National Instt. of Technology, Warangal	0.01
25	National Dairy Research Instt., Karnal	0.02
26	National Instt. of Technology, Calicut	0.01
27	Rajasthan Vidyapith, Udaipur	0.61
28	Rashriya Sanskrit Vidyapeetha, Tirupati	0.74
29	Sh. C.S.Viswa Mahavidyalaya, Kanchipuram	0.51
30	Sh. Lal Bahadur Shastri Rashtriya Sanskrit Vidyapith, New Delhi	0.96

31	Sri Satya Sai Institute of Higher Learning, Anantapur	0.69
32	Tata Institute of Social Sciences, Mumbai	2.24
33	Thapar Institute of Engineering and Technology, Patiala	1.80
34	Tilak Maharashtra Vidyapith, Pune	0.73
35	Vellore Instt. of Technology, Vellore, (T.N.)	0.06
	TOTAL	25.68

3.5: Non-plan (Maintenance) Assistance provided to Institutions Deemed to be Universities : 2002-03

(Rs. in crores)

Sl. No.	Name of the Institute / University	Non-plan Assistance provided
1.	Avinashillingam Instt. of Home Science & Higher Education for Women, Coimbatore	8.36
2.	Banasthali Vidyapeeth, Banasthali	3.02
3.	Bengal Engineering College, Howrah	0.02
4.	Birla Institute of Technology & Science, Pilani	0.45
5.	Birla Institute of Technology, Ranchi	2.13
6.	Central Institute of English & Foreign Languages, Hyderabad	9.96
7.	Dayalbagh Educational Instt. ,Agra	4.07
8.	Deccan College PG & Research Institute, Pune	0.02

9.	Gandhigram Rural Institute, Gandhigram	8.59
10	Gujarat Vidyapith, Ahmedabad	7.70
11	Gurukul Kangri Vishwavidyalaya, Haridwar	5.40
12	Indian Agricultural Research Institute, New Delhi	0.13
13	Indian Institute of Science, Bangalore	0.33
14	Indian School of Mines, Dhanbad	0.05
15	International Institute for Population Science, Mumbai	0.03
16	Jain Vishwa Bharti Institute, Ladnun	0.03
17	Jamia Hamdard, New Delhi	4.32
18	Jawaharlal Nehru Centre for Advanced Scientific Research, Bangalore	0.05
19	L.N. Instt. of Physical Education, Gwalior	0.06
20	Motilal Nehru National Instt. of Technology, Allahabad	0.03
21	National Instt. of Mental Health & Neuro Sciences, Bangalore	0.02
22	National Museum Instt. of the History of Art, Conservation & Museology, New Delhi.	0.09
23	Rashtriya Sanskrit Vidyapeetha, Tirupati	3.63
24	Sh. C.S.Viswa Mahavidyalaya, Kanchipuram	0.07
25	Sh. Lal Bahadur Shastri Rashtriya Sanskrit Vidyapith, New Delhi	4.67
26	Tata Institute of Social Science, Mumbai	8.30

27	Thapar Institute of Engineering and Technology, Patiala	0.62
28	The Instt. of Science, Mumbai	0.02
	TOTAL	72.17

3.2 Highlights of Deemed to be Universities : 2002-2003

3.2.1. Central Institute of English and Foreign Languages, Hyderabad

Central Institute of English and Foreign Languages (CIEFL), Hyderabad is an internationally acclaimed centre of excellence in language and literary studies. Started in 1958 as the Central Institute of English with the aim of improving the standards of teaching and learning English in India, the Institute, over the last forty-five years' has developed expertise in teacher education, designing language curricula, developing instructional materials, testing language proficiency, offering distance education programmes, conducting educational media research and studying literature and culture in post-colonial contexts. The Institute, which was given the status of a Deemed University in 1973, now offers courses in English, Arabic, French, German, Japanese, Russian and Spanish. Its main academic concerns are teacher education, research, materials production and consultancy services. In recognition of the high standards it maintains in the areas of its specialization, CIEFL was awarded the Five-Star accreditation by the National Academic Accreditation Committee (NAAC) of the UGC in November, 2001. The two Regional

Campuses of the Institute at Lucknow and Shillong cater for the northern and north-eastern parts of the country.

The Institute's academic work is carried on by five Schools with several Centres for Studies assigned to each School. Both face-to-face and distance mode programmes are offered by these Centres. The Institute's M.A. Programme in English with different areas of specializations, started in 2000, has become enormously popular.

The Institute offers M.A., M.Phil. and Ph.D. courses in English and Foreign Languages. Students admitted to these courses are selected on the basis of an entrance test conducted at different centres all over India. In addition to these residential courses, the Institute also offers through the distance mode two teacher-training courses – PGCTE and PGDTE – and research programmes leading to M.Phil. and Ph.D. degrees in English. The Institute offers part-time courses in Arabic, French, German, Russian, Spanish and Japanese at the introductory level. In addition to regular courses, an M.A. through the distance mode is offered in French, German, Russian and Spanish. M.Phil. and Ph.D. are also offered through the distance mode in some of the Foreign Languages.

The Centre for Media and Communication produced programmes for broadcast through various centres of All India Radio. These programmes are meant for both learners and teachers. The Educational Media Research Centre at the Institute produced 38 video programmes.

These programmes are telecast under Doordarshan's Countrywide Classroom.

The Institute continue with the implementation and monitoring of the District Centre Scheme and the ELTI Support Scheme, both funded by the Government of India, during the year 2002-2003.

Beginning 1998, the Institute, with the approval of the Government of India, has been offering tailor-made courses in English for students and professionals from different parts of the world under the International Training Programme (ITP). During 2002-2003, 206 persons were trained in three batches under this programme. The participants on these courses belonged to 28 different countries. There is increasing demand for these courses from the countries of Central Asia, Middle East, Africa and Latin America.

The Institute's Library, which is one of the best libraries in India, is fully computerized. It has 1.29 lakhs books and subscribes to 222 print journals and 1855 online journals in the areas of language teaching, linguistics and literature both in English and Foreign Languages. The Library is also equipped with a Digital Lab.

The Institute's Regional Campuses at Shillong, which was gifted 16 hectares of land by the Meghalaya Government, is going ahead with plans to develop its own campus there.

The Institute has been receiving requests from other countries for opening its Centres there. Such requests are under various stages of consideration.

The Institute has been offering part-time courses in English to cater to the needs of students, housewives, government employees, etc., to improve their proficiency in English.

CIEFL is one of the institutions which conducted UGC Refresher Courses in English, Linguistics and Foreign Languages during the year. Refresher Courses are also conducted at the Regional Campuses at Lucknow and Shillong. CIEFL also organised a number of International Seminars and Conferences during the year.

As part of its outreach activities, CIEFL's Consultancy Services has been designing and conducting special training programmes in the areas of Language and Communication Skills for various clients on request. Fifteen such programmes were organised during 2002-2003.

The Institute has brought out a number of books and pre-recorded cassettes related to the area of language teaching. These are sold by the Publications Unit.

CIEFL continued to publish the following journals:

- CIEFL Bulletin (biennial).
- Journal of English and Foreign Languages (biennial).
- Essais – Journal of Francophone Studies.
- Russian Philology.
- Occasional Papers in Linguistics.
- CIEFL News Bulletin (monthly).

During the year, the Institute awarded the following Degrees and Diplomas:

English Division	-	M.A.-63; M.A. (Hons.)-14;
PGCTE-		I; PGDTE-16; M.Phil.-18; Ph.D.-2
Distance Education		
Courses	-	PGCTE-175; PGDTE-49
Foreign Languages		
Division	-	Part-time Courses- 514; M.A. (full-time)-5; M.Phil.(Regular)-4; PGDT-4; Ph.D.-2

3.2.2 Gujarat Vidyapith, Ahmedabad

❖ **New Courses Introduced: 2002-2003**

- (i) One year Certificate Course in 'Chhand Shastra Parichaya' (Introduction to Systematic knowledge of Poetic Metre) is introduced in Gujarati department from the new academic year.
- (ii) A full time one year course for M.Phil. degree in Physical Education is introduced from the academic year 2002-2003.
- (iii) In the Third Semester of the Rural Management Course, the topic of 'Management Information System' is introduced and in Computer Management, a new course 'E-Commerce' is introduced from the academic year 2002-2003.

Apart from this, syllabus of all courses has been restructured and revised as per the guidelines and the model syllabus provided by the UGC.

❖ **Inter-Disciplinary Programmes of Teaching and Research**

During 2002-2003, two Refresher Courses, two Workshops, one Conference and three Seminars were conducted.

❖ **Participation by Faculty Members in Academic Conferences, Seminars, Workshops and Refresher Courses**

During 2002-2003, 34 teachers took part in 58 academic Conferences/Seminars/Workshops/Refresher Courses and Orientation Programmes.

❖ **Papers/Articles Published by Teachers in Learned Journals and Monographs/Books Published**

During 2002-2003, 21 teachers published books/monographs/articles and research papers.

❖ **Community Services and Extension Programmes**

- (i) Prof.Arun Nigavekar, Chairman of the UGC visited Gujarat Vidyapith and under the auspices of the Kamalnayan Bajaj Memorial Lecture-series delivered a scholarly talk on the subject of 'Science and Ahimsa'.
- (ii) Literature Documentation Centre has been started in the Department of Gujarati in

order to render useful services to interested and curious persons and researchers.

- (iii) In the pre-election survey conducted by the Centre for the Studies of Developing Studies, New Delhi, the students of the Department of Journalism have done an admirable job.
- (iv) Primary level courses in foreign languages like French, Russian, Arabic have been started in the Institute of Indian Languages and Culture from 25th January, 2003.
- (v) During the year under report, four Yoga Camps had been organised by the Department of Yoga Studies in which Basic Yoga Courses as well as in what ways different ailments could be controlled formed part of the instruction in the camps.
- (vi) Short-term courses in Light Music, Painting, Sculpture, Drama, 'Chatur no Chautro' (Personality Development) have been conducted in order to develop leadership qualities among the students.
- (vii) The Department of Adult Education, Continuing Education and Extension Programmes had conducted 32 training programmes in which training was rendered to 5,793 persons. The Population Education Department had undertaken several programmes and activities connected with population education. It also rendered services on the problems of AIDS, problems faced by youth, and guidance on Telephone Help Line.

- (viii) On 01-01-2003 a former Graduate of the Gujarat Vidyapith, Shri Kikubhai Naik, 99 years active social worker, was honoured by awarding him the Mahadev Desai Samajseva Award of the year 2002.
- (ix) Under the various Hindi Propagation Programmes organised by the Hindi Prachar Samiti of the Gujarat Vidyapith 2,20,076 students have been covered. In its Gandhi Vichar Test-21,043, in Pratibha Shodh-1,693, in Mahadev Desai Essay writing competition-327, in Gita Reading Contest I, 188 persons had participated.
- (x) In the various training programmes and extension activities organised by the Krishi Vigyan Kendra (Agricultural Science Centre) located at Randheja 5,674 farmers were covered. Likewise, the Krishi Vigyan Kendra located at Amheti, 1,604 farmers were benefited under its various programmes and activities.
- (xi) Under the training programmes of the Panchayati Raj Talim Kendra located at Sadra, 194 beneficiaries were covered.
- (xii) The Institute of Indian Languages and Culture has carried out programmes to teach ten Indian languages in which 643 students participated. In the course of Conversation Skills in Sanskrit language, which is being run with the support of the UGC, 200 students have participated. In the courses on French and Russian languages

which were started from this very year, 40 students have participated.

- (xiii) Gujarat Vidyapith reconstructed and donated 'Samanvay Chhatralaya' a building constructed in earthquake affected village Meghpar, Dist. Rajkot from the contribution received from former students, staff members and donors. The building will be used as Girls Hostel of Village Meghpar.
- (xiv) Forty seminars and workshops, twenty training programmes, eleven meetings to review the work programmes of Motivators and sixteen Awareness Raising Programmes were held by the Adult Education Training and Research Institute of the Gujarat Vidyapith during the current year. Also, seventy one brochures (circulars) were brought out. In order to impart knowledge in an enjoyable manner and at a low price to the neo-learners, stories printed in tabloid size have been brought out and made available to them at a price of Rs. one only. Five thousand copies of 20 stories were distributed to neo-learners @ one rupee. Nineteen research and evaluation studies were undertaken by the department during the year.
- (xv) Under the National Service Scheme, Five Shibirs (camps) in which students of the Mahadev Desai Gramseva Mahavidyalaya of Sadra and Randheja and the post-basic High Schools, Kumar Vinay Mandir had participated.

- (xvi) University Science Instrumentation Centre located at the Sadra campus conducted one month short-term course for women at Koba and Shertha villages. Similarly, three month's course in Mechanical Engineering was organised at Sadra for unemployed youths from villages.
- (xvii) Various programmes were undertaken under the Child Help Line Project of the Department of social work during the current year, in which the one day programme of sports and skill development for the street children was significant. Altogether, more than 500 street children participated.

❖ **Achievements**

- (a) Gujarat Vidyapith has completed 82 years of its journey in the service of nation through Higher Education.
- (b) In the convocation ceremony held on 18-10-2002 under the Presidentship of the Chancellor Shri Navalbhai Shah, 375 students were awarded degrees. Shri P.C. Chander, Former Minister of Education, Govt. of India delivered convocation address as Chief Guest.
- (c) Total average 215 teaching days.
- (d) Department of Adult & Continuing Education received NLM Unesco Literacy Award for 2002.
- (e) Department of Education received

felicitation letter and a memento for its contribution in Education, Social & Cultural Fields during the year 1991 to 2002.

- (f) The tableau prepared by the Tribal Research and Training Institute, with the support of the Commissioner for Tribal Development, to take part in the parade organised on the occasion of Republic day on 26-01-2003 at Gandhinagar was awarded the first position.
- (g) During the current year, altogether 8,453 new titles were added to the library of the Gujarat Vidyapith. With this, the total number of titles in the library reached to the figure of 5,06,662. During the year, 1,389 new members were registered; the total number of members enrolled reached the figure of 33,954.

Problems: There is a ban on appointment of non-teaching staff since August 1999 and for the post of lecturer we could not get NET qualified candidates easily. So, it is very difficult for us to expand the Higher Education activities.

❖ **Facilities provided for Scheduled Castes/Scheduled Tribes**

Altogether nine research projects related to various tribal development programme by the Tribal Research Centre of Gujarat Vidyapith were completed during the current year and another nine projects are on the verge of completion. The Scheduled Caste Cell of the Institute had undertaken eight research studies. Under its training

programme, the Institute conducted eleven training courses in which 192 government officials have undergone training.

Number of students enrolled during academic year 2002-2003 includes 13.87 % SC and 19.63% ST.

❖ **Programmes for Women, etc**

At the Extension Centres of Mahadev Desai Samajseva Mahavidyalaya which are located at Gota, Thaltej and Ognaj villages, programmes for rural development and also for development of women were organised.

❖ **Specific Data of Beneficiaries from 01-04-2002 to 31-03-2003**

Total beneficiaries are 2,90,271.

3.2.3. Jamia Hamdard, New Delhi

● **New Courses Introduced**

- M.Pharm. in Quality Assurance
- M.Pharm. in Pharmacy Practice

● **Inter-Disciplinary Programmes of Teaching and Research**

Inter-Disciplinary Programmes of Teaching in Collaboration with other faculties, Institutions and hospitals, like Unani Pharmacy, Medical Lab. Technology, Physiotherapy, Occupational Therapy, Nursing, Pharmaceutical Medicine are being run.

Under Institutional Collaboration, some

Ph.D. students of this University are working on Research Projects at various institutions such as CDRI, Lucknow; ITRC, Lucknow; Maulana Azad Medical College, New Delhi; All India Institute of Medical Sciences, New Delhi etc.. Ph.D. Programme in Management Studies is being run in collaboration with MDI, Gurgaon.

- **Participation of Faculty Members in Academic Conferences, Seminars & Workshops, etc.**

During the period under review, 439 National and 48 International Conferences/Seminars/Symposia/Workshops were attended by the faculty members. A number of faculty members also presented papers at these National/International Conferences etc..

- **Papers/Articles Published by Teachers in Learned Journals and Monographs/ Books Published**

During the year, 442 Research Papers/Articles/Abstracts of the teachers were published in learned National and International Journals. In addition, eight books have been published by the faculty members.

- **Measures for Improving Standards**

To improve the standard of various courses, group discussions and seminars were organised and bye-laws including syllabus of various courses were reviewed and updated

where necessary. Arrangements were made to expose newly appointed lecturers to teaching methodologies to make their classroom performance better.

Teachers were encouraged to prepare course hand outs for the courses being taught by them for distribution to the students.

To prepare the students for clearing the national level competitive examinations such as NET and GATE, arrangements for coaching were made. This effort has been highly satisfying as large number of students have been successful in these tests. Five students got a percentile of more than 99.

In order to keep the Jamia fraternity and the public at large informed about the developments in the Jamia, a newsletter "Spreadsheet" started last year is well received in India and abroad.

The scheme of organising a series of lectures on value education started last year is continued.

- **Measures of Examination Reforms**

Examination procedure of the University was streamlined last year. All examinations were held in time during this year.

- **Community Services and Extension Programmes**

The students of Faculty of Nursing, Faculty of Medicine, Faculty of Pharmacy, NCC

Cadets and NSS Members participated in Pulse Polio Campaign, Blood Donation Campus and other Health Education Programmes. The students of Faculty of Nursing went in slum clusters areas and educated the residents about prevention of the diseases, importance of hygiene and immunization through health camps.

- **Achievements and Problems**

Jamia Hamdard has been accredited with "A" Grade which is given on a score of 85-90 on a scale of 100, for a period of five years. Thus, Jamia Hamdard has become the first University in Delhi to be accredited by the NAAC.

New courses like M.Pharm. in Quality Assurance and M.Pharm. in Pharmacy Practice were introduced in Faculty of Pharmacy.

A new department known as 'Department of Mass Communication' has been added to the University. This department is part of the Faculty of Islamic Studies and Social Sciences.

The students of the University have shown excellent performance in GATE and NET Examinations.

- **Facilities Provided for Scheduled Castes/Tribes**

In addition to the preference in admission to various courses, all facilities are provided wherever available.

- **Programme for Women etc.**

A Committee to look in the issues of harassment of women in the University campus as recommended by National Commission for Women was constituted and is helping in developing conducive atmosphere in the campus. The Faculty of Nursing is exclusively for girls so as to meet the shortage of nurses in the country and provides encouragement to students from the backward and poor sections of the society.

- **Specific Data of Beneficiaries from 1.4.2002 to 31.3.2003**

During the year, there were 13 JRFs, 20 SRFs and four Research Associates under the project of UGC, CSIR, CCRUM, ICAR, ISM&H etc.. Besides the above, there were 45 GATE students of M.Pharm. getting fellowships from UGC and AICTE, 52 BUMS Internees (Male-27, Female-25), 13 Hkm Abdul Majeed Scholarships Holders (Male-3, Female-10), Ten HNF Research Fellowship Holders (Male-5, Female-5), 63 DGNM stipend holders (Female-63) and 20 MD Unani stipend holders (Male-14, Female-6) and eight other scholarships (Male-5, Female-3).

3.2.4. Rashtriya Sanskrit Vidyapeetha, Tirupati

Rashtriya Sanskrit Vidyapeetha was established with the objectives of preserving

Shastric tradition, promote training and research in pedagogical aspects of Sanskrit learning, unearth hidden scientific concepts in the Sanskrit literature in the modern context and propagate Sanskrit language and literature on a large scale.

The Vidyapeetha offers courses in

- Prak Shastri equivalent to Intermediate
- Shastri equivalent to B.A.
- B.A. (combination of modern subjects and tradition subjects)
- Acharya equivalent to post graduation
- Siksha Shastri (B.Ed.)
- Siksha-Acharya (M.Ed.)
- Vidyavaridhi (Ph.D.)
- Certificate and Diploma course in Temple Culture
- Diploma course in Yoga

● **New Courses**

The Vidwat Parishad of the Vidyapeetha has approved, in principle, starting of Diploma in manuscriptology, Diploma in Epigraphy, Certificate course in Functional English, Certificate and Diploma course in Paurohitya with effect from the academic year 2003-2004.

● **Admissions**

- Thirty nine students have joined in Prak-Sastri First Year;

- Forty students joined in Shastri First Year;
- Thirty eight students for B.A. course
- Seventy eight students in Acharya;
- Hundred students in B.Ed. programme,
- Ten students in Siksha-Acharya (M.Ed.)
- Sixty six students joined the Certificate and Diploma courses in Temple Culture
- Twenty two students joined the Ph.D. programme of the Vidyapeetha

● **Refresher Course**

Vidyapeetha was recognised by the UGC as a permanent centre for conducting Refresher courses in Sanskrit. Three Refresher courses were conducted in the Vidyapeetha during the current academic year.

● **Academic Programmes**

● **Vagvardhini Parishad**

Ten weekly sessions were conducted under the programme of Vagvardhini Parishad in which the students have been trained to develop oratory skills in Sanskrit and improve translating skills of students.

● **Extension Lecture Programme**

The Extension Lecture series was inaugurated by Prof. Arindam Chakravarty,

Professor of Philosophy, Hawaii University, USA on 8th July, 2002. Nine Professors have delivered lectures on various topics.

- **Shastrartha Goshtis**

Shastra Goshtis under Shastrartha Parishad were conducted in all seven major Shastras during the year under report.

- **Sanskrit – Science Exhibition**

Sanskrit and Science Exhibition was organised in the following Universities during the academic year under report.

At Maharshi Dayananda Saraswati University, Jodhpur on 15-16 April, 2002.

At Jai Narayan Vyas University, Ajmer on 19-20 April, 2002.

At Calicut University, Calicut on 5-6 November, 2002.

At Cochin, the Conference on the History and Heritage of Mathematical Sciences, during 19-22 December, 2002.

At National Science Congress, Bangalore during 3-7 January, 2003.

At Pravasi Bharatiya Divas at New Delhi during 8-11 January, 2003.

- **Important Seminars/Workshops & Conferences**

A National Seminar was organised at Kolkata by the Orissa Chair in collaboration with Sri Sitaramdas Omkarnath Samskrita

Siksha Samsad during 18-19 January, 2003.

A National Level Workshop on Quality Improvement in Teaching of Vyakarana and Research in Sanskrit was organised by the Vidyapeetha.

- **Library**

Vidyapeetha Library consists of 60,000 books and 3,500 manuscripts. Besides, it subscribes for 150 journals every year. Vidyapeetha has a rich collection of 3,500 palm-leaf and paper manuscripts. The Library has collected 350 manuscripts from all over South India and 2500 printed books by way of gift and purchase during the academic year.

- **Convocations**

Two Convocations were conducted during the year under report.

The Seventh Convocation of the Vidyapeetha was held on 25.10.2002. Dr. Arun Nigavekar, Hon'ble Chairman, University Grants Commission, New Delhi delivered the Convocation Address.

The Eighth Convocation of the Vidyapeetha was held on 23.3.2003. Dr. L.M. Singhvi, M.P. and President, Indira Gandhi National Centre for the Arts, Department of Culture, delivered the Convocation Address.

Hon'ble Chancellor presided over the two convocations.

- **Visit of the UGC Visiting Committee**

The UGC Visiting Committee under the Chairmanship of Prof. Devendra Mishra, Professor of Sanskrit, Delhi University, visited the Vidyapeetha during 3-5 December, 2003 in connection with appraisal of the performance of the Vidyapeetha during the Ninth Plan period and assess the requirements for General Development of the University during the Tenth Plan Period.

- **Visit of Russian Delegation**

A delegation from Russia consisting of Prof. G.N. Fursey, Vice-President, Russian Academy of Natural Sciences & Director of Surface Physics and Electronics Research Centre of St. Petersburg Branch of the International Roerich's Centre, Dr. Y.V. Vassikov, Head of the Department of South-Asian Studies, Institute of Oriental Studies, St. Peterburg University, Dr.V.A. Dmitrieva, Indologist, Russia, Dr.V.P. Ivanov, Indologist, Institute of Oriental Studies, St. Peterburg University, arrived on 1st December, 2002 to observe the concepts of Sanskrit-Science Exhibition of the Vidyapeetha.

The Vidyapeetha entered into a Memorandum of Understanding with the Russian Delegation with the object of spreading the concept of Sanskrit-Science in Russia. The Vidyapeetha team is going to visit Russia shortly.

- **Annual Budget**

The annual budget of the Vidyapeetha for the financial year 2002-2003 is Rs.355 lakhs (Non-Plan) and Rs. 61.20 lakhs towards first instalment of the Tenth Plan.

The University Grants Commission has released a sum of Rs. 3.00 crores under the Scheme of University with Potential for Excellence.

- **New Projects Sanctioned**

The Ministry of Sports & Youth Affairs, Govt. of India has sanctioned a sum of Rs. 20.00 lakhs for the construction of Indoor Stadium-cum-Auditorium on sharing basis in the Vidyapeetha.

The Ministry of Human Resource Development has released a sum of Rs. 10.00 lakhs for Agama Kosa Project, Rs. 10.00 lakhs for Publication of Samskrit Vaibhavam and Rs. 4.05 lakhs for Revival of Training in Shastrartha Goshti.

As usual, the T.T. Devasthanams has released a sum of Rs. 30.00 lakhs towards Annual Maintenance Grants for the years 2000-2001 and 2001-2002.

3.2.5. Tata Institute of Social Sciences (TISS), Mumbai

- **Teaching Courses**

In 2002-2003, 439 students were enrolled in its four Master's Degree Programmes,

four M.Phil. and Ph.D. Programmes, two Diploma Programmes and two Certificate Programmes. These students came from 26 States and one union Territory of India, and five foreign countries. The student enrolment for the different Master's Degree Programmes was 315. The M.Phil. Degree Programme enrolled eight scholars, Ph.D. Programme 36, the Diploma Programme 51 and the Certificate Programmes 29. The Institute also provided training to four students from Myanmar.

- **Inter-Disciplinary Programmes of Teaching and Research**

The mission and thrust of the Institute are reflected in the areas taken up for research by the faculty. The issues that have been researched this year pertain to: children, communal riots, criminology and correctional administration, dalits, development and displacement, disability, disasters, economic development, education, the elderly, environment, family, health, HIV/AIDS, human resource development, human resource management, human rights, industrial relations, media, mental illness, social responsibility audit, non-profit management, nutritional programmes, primary health care, reproductive and child health, sexuality, social audit, social work education, tribals, welfare and development, and youth.

The Institute was engaged in 124 research

projects. These include projects carried over from the previous years as well as new ones undertaken during the year. Of these, 100 were Departmental/Unit Projects and the remaining 24 Inter-Departmental/Unit Projects. Fifty-one projects commenced this year, while 18 were completed.

- **Participation by Faculty Members in Academic Conferences, Seminars and Workshops etc.**

This year, 30 faculty members participated in 51 international level programmes and presented 17 papers. At the national/regional/local level, 78 faculty members participated in 258 programmes and presented 51 papers. Administrative staff, too, participated in various programmes: ten staff members participated in nine programmes. Sixty-one faculty members gave 246 talks/lectures across the country and abroad.

- **Papers/Articles Published by Teacher in Learned Journals and Monographs/ Books Published**

The faculty of the Institute publish regularly in reputed journals and through prestigious publishing houses and this year 48 faculty members had publications to their credit. These include ten authored/edited volumes; 50 articles in journals and books; and 33 publications in the form of newspaper articles, book reviews, reports, manuals and working papers.

▪ **Measures for Improving Standards**

The Institute has taken into cognizance the demands made on social work education by contemporary social realities. Towards this end, the efforts made by the Institute in the last few years to effect a comprehensive revision of the orientation, content and structure of the MA Social Work Programme has borne fruit this year. Coordinated by a Planning Group, a one-year structured programme of workshops and consultations has been initiated so that a new MA Programme could be in place by 2004-2005.

▪ **Community Services and Extension Programmes**

The Institute has initiated and promoted several field action projects since its inception in 1936. They are demonstrations of new social interventions and provide opportunities to test their efficacy, which could then be replicated by others. These projects enable faculty to develop professionally and keep abreast to field practice. Additionally, they provide students opportunities for learning new interventions and formulating appropriate strategies in practice. Field action projects have focused on the issues of violence against women and children, child rights, child and adolescent mental health, street children, substance abuse, non-formal education, health, AIDS, environment, communalism and agriculture.

Fourteen Field Action Projects (FAPs) were in operation in 2002-2003, including two Inter-Departmental/Unit Projects. One field action project, Building Peace Initiatives: Towards a Human Rights Sensitive M-Ward, was jointly initiated by the Unit for Child and Youth Research and the Department of Extra Mural Studies this year.

▪ **Achievements and Problems**

- The Tata Education Trust has sanctioned a very generous grant of Rs. 5.00 crores (spread over a three year period) towards development of Phase 2 of the Malti and Jal A.D. Naoroji Campus Annexe. Of this, Rs. 3.00 crores has been received.
- The Tata Education Trust has once again been very generous in their aid to the Institute by sanctioning Rs. 1.00 crore for setting up a Digital Library at TISS.
- The Institute's Sir Dorabji Tata Memorial Library has been identified by the University Grants Commission (UGC) as one of its nodal centres for INFONET. This will enable the Library to have online access to hundreds of social sciences journals.
- Mrs. Piloo M.K. Tata, Chairperson and Managing Trustee, M.K. Tata Trust, has given a generous grant of Rs. 45.00 lakhs to construct a three-storied M.K.

Tata Memorial Gymkhana-cum-Recreation Centre on the Institute's Main Campus. Built to commemorate the memory of the late Mr. M.K. Tata, the gym-cum-recreation centre was inaugurated.

- The Tenth Plan UGC Expert Committee visited the Institute from October 28-31, 2002, to evaluate its performance during the Ninth Plan and examine its proposals for the Tenth Plan.
- The UGC has given a one-time special grant of Rs. 32.00 lakhs to upgrade the facilities of the Computer Centre.
- As part of the Institute's waste management programme, a vermiculture project has been initiated.

The Ninth Five Year Plan Period was a period of economic crunch and austerity for the Institute. The ban on filling of 64 administrative posts was a major setback for the Institute. However, with great difficulty, the Institute has managed to sustain, improve, and develop programmes with the concerted efforts of the faculty and existing administrative staff. The Institute also faced problems due to bureaucratic hurdles in developing its infrastructure. Freeze on the recruitment of the non-teaching staff has stretched the administration to the maximum.

▪ **Facilities Provided for Scheduled Castes/Tribes**

Of the 63 students belonging to the reserved category, 31 received the Government of India's Post-Matric Scholarship. The Institute provided additional funds out of its Maintenance Grant to help bridge the gap between the scholarship amounts and institutional charges. Various programmes under remedial coaching schemes are conducted for these students. A speedy grievance redressal mechanism for both students and staff of the Institute has also been established.

A speedy grievance redressal mechanism for both students and staff of the Institute has also been established. A Manual has been prepared in order to assist the staff of the Cell and the Standing Committee in carrying out their functions; guide the SC/ST students of the Institute, to optimally utilize the benefits of the schemes offered by the Government of India and the UGC; and sensitise all the sectors of TISS towards the Constitutional mandate, the UGC Guidelines for the Cell and its functioning at the Institute.

▪ **Programmes for Women etc.**

Of the 315 students enrolled for the Master's Degree Programmes of the Institute, there were 196 (62.22%) women students.

In compliance with the Supreme Court Judgement of 1977, to provide for the effective enforcement of the basic human right of gender equality and guarantee against sexual harassment at work places, the Institute took steps to promote gender amity and condemn sexual harassment against women.

The TISS Gender Amity Committee (GAC) deals with all complaints of sexual harassment against women, made by a student, or an employee of the Institute, or a third party; with accusations against a student, or an employee, or a third party. The person guilty of discrimination of sexual harassment against women shall be liable to punitive action by the Director. The victim or a third party, who may be a friend/colleague/teacher/parent, to any of the GAC members, can lodge a complaint of sexual harassment.

Four programmes have been organised by the Unit for Women Studies during 2002-2003. The details are as given below:

3.2.6. Banasthali Vidyapith, Banasthali

- **New Courses Introduced**

During the year under review, Management has been introduced as an elective subject at B.A. level.

- **Participation by Faculty Members in Academic Conferences, Seminars and Workshops etc.**

Fifty three teachers participated in various Seminars/Conferences/Workshops etc. organised by various Universities/Institutions in India and abroad.

- **Papers/Articles/Published by Teachers in Learned Journals and Monographs/ Books Published**

Twenty four articles/papers by 26 teachers

Title of the Programme	Date	Place	Number of Participants
Refresher Course on Globalisation, Women and Natural Resource Management	March 10-30, 2003	TISS, Mumbai	35
Training of Counsellors for Running Counselling Centres for Women	December 9-10 and 23-24, 2002	Pune and Amravati	60
Tenth IAWS National Women's Studies Conference – 'Sustaining Democracy: Challenges in the New Millennium'	October 17-20, 2002	Bhubaneshwar	600
Changes with Puberty for 10-15 years old girls and their mothers	March 22, 2003	Bhavnagar	50

of the Vidyapith were published in various reputed journals.

- **Restructuring of Courses**

The courses were restructured keeping in view the following three broad objectives:

- To train students for a modern liberal education having roots in Indian heritage so as to make them good individuals.
- To train them to become useful productive members of the society and
- To provide strong grounding for advanced academic work.

- **Special Features of the Vidyapith's Educational Programme**

- Curriculum revision has been done at all levels.
- A component of vocational nature has been introduced at the undergraduate level.
- Diversification of areas of study has been done to include more areas at the postgraduate level such as Computer Applications, Computer Science, Clothing & Textile, Bioscience, Biotechnology, Electronics and Applied Mathematics.
- Inter-disciplinary perspective in the study of different branches of

knowledge especially in Social Sciences has been given due consideration.

- Examination reforms have been implemented in order to enhance the effectiveness and relevance of examination at each level.
- Attempts to generate study and reference material in Hindi have been made.

- **Measures for Improving Standards**

Continuous assessment is being given due weightage, which is part of overall evaluation system.

- **Measures of Examination Reforms**

- The syllabi for different examinations have been divided into units/sections and the weightage has also been given.
- Examiners are free to repeat questions set in the previous examinations.
- Provision of 20% has been made for continuous assessment in theory as well as in practicals.

- **Community Service and Extension Programme**

This year 461 students worked under four units of National Service Scheme. As usual, the N.S.S. students organised camps at Banasthali and nearby villages to create

awareness among villagers with regard to health, education, nutrition etc.. Three students of N.S.S. were selected for the Republic Day Parade.

There were 562 students who got training of Girl-Guiding. Out of them, 135 students registered for 'Sevadal'. The 'Banasthali Sevadal' of the Vidyapith performed well during this year. The 'Rashtrapati Award' was given to 34 students of the Vidyapith during the Rashtrapati Rally of the Bharat Scouts and Guides on 5th June, 2002.

- **Finances**

The recurring expenditure during the financial year 2001-2002 was Rs. 1491.31 lakhs and non-recurring expenditure was Rs. 273.16 lakhs. A recurring expenditure of Rs. 47.67 lakhs and a non-recurring expenditure of Rs. 109.59 lakhs on UGC and Government of India funded schemes is not included in the expenditure mentioned above. As against a recurring expenditure of Rs. 1391.31 lakhs the grant received from the Government of Rajasthan was Rs. 219.95 lakhs, from other State Governments Rs. 0.75 lakhs, from UGC Rs. 853.37 lakhs. The income from Vidyapith assets was Rs. 170.14 lakhs, fees realised from the students was Rs. 732.63 lakhs and a sum of Rs. 58.07 lakhs came from other miscellaneous sources. An expenditure of Rs. 137.28 lakhs has been incurred on building construction which was included in the total non-recurring

expenditure of Rs. 382.75 lakhs.

- **Facilities Provided for Scheduled Castes/Tribes**

Seventeen percent seats are reserved for Scheduled Castes, eleven percent seats for Scheduled Tribes and three percent for physically handicapped students seeking admissions in various courses of study.

- **Vidyapith Today**

From its humble beginnings, the Vidyapith has grown into a multi-faculty, multi-stage organisation with an unstinted emphasis on its aim on all-round development of girls. It is manned by over 905 academic, administrative and other supporting staff and caters to over 4182 girls from pre-primary to doctoral level.

- **Major Programmes**

The main thrust of activities at the Vidyapith is visualized to promote the development of a balanced and harmonious personality of the students, including Physical, Practical, Aesthetic, Moral and Intellectual aspects. With this in view, the educational programme of the Vidyapith is termed as "Panchmukhi Shiksha".

3.2.7. Deccan College (Postgraduate & Research Institute), Pune

- ◆ **Student Enrolment**

The student enrolment for various courses during this year is as follows:

	Indian	Foreign	Total
Archaeology			
M.A.	23	04	27
M.Phil	04	-	04
Ph.D.	42	03	45
Linguistics			
M.A.	15	09	24
M.Phil	-	-	-
Ph.D.	12	06	18
	96	22	118

◆ **Research Projects Undertaken**

During this academic year, the faculty and research staff of Archaeology and Linguistics Departments numbering 21 undertook 21 research projects involving both laboratory and field studies including archaeological excavations and language surveys. Grants for the projects were provided by the State Govt., UGC, ICHR, ASI and DST.

◆ **Research Publications**

Department of Archaeology

During the year 2002-2003, 12 faculty and research members of the Department published their research articles and papers in various Indian and foreign journals and edited volumes. Altogether they published four papers in foreign journals and also published about twenty research papers in Indian journals. One faculty member also published a book entitled "Recent Studies in Indian Archaeology".

Department of Linguistics

Three faculty members of the department published four research articles in Indian journals.

Institute's Publications

The Institute published one Bulletin on 'Deccan College Research Institute', one Monograph on "Anegondi Inscriptions" and one Dictionary of Sanskrit on "Historical Principles".

◆ **Seminars and Conferences Attended**

Six papers in Linguistics and 15 in Archaeology were presented by the faculty and research staff of both Archaeology and Linguistics Departments in the conferences held in Canada, Japan, U.K., U.S. and the Netherlands.

◆ **Awards and Honours Received**

Several members of the faculty served on the Editorial Boards of the following prestigious national and international journals:

- Linguistics of Tibeto-Burman Area, Berkeley, U.S.A.
- Journal of Social Archaeology, U.S.A.
- Indian Linguistics, Pune
- Man & Environment, Pune
- Bulletin of Indo-Pacific Research Association, Australia

Professor K. Paddayya was awarded the R.D. Banerjee Memorial Medal and Citation by the Bangiya Sahitya Parishad, Kolkata, in November, 2002.

◆ **Library**

During the current year, about 950 new books were added to the existing collection. In addition to local scholars, several scholars from other institutions also used the library for reference work.

◆ **Extension Activities**

As part of its public education activities aimed to reach knowledge of our cultural heritage to the society at large, the Department of Archaeology organised a one-day workshop for school teachers in Pune and surrounding area on 26th July, 2002. This workshop was meant for exposing school teachers to practical aspects of Archaeology such as handling ceramics, stone tools and other objects, coins and art objects and to scientific laboratories for Archaeology. This workshop also eminently served the purpose of placing results of recent archaeological findings before the school teachers.

The Department also organised a popular exhibition of archaeological materials in Pune. This exhibition was meant for enabling even the people to appreciate various aspects of our archaeological and cultural heritage and it proved to be very popular.

The museum staff also visited temples and other monuments in rural areas and gave guidance to local people about the importance and preservation of cultural heritage.

◆ **Ph.Ds. Awarded**

During this academic year, six Ph.Ds. were awarded to the research scholars of Archaeology Department.

3.2.8. Avinashilingam Institute for Home Science and Higher Education for Women, Coimbatore

● **New Courses Introduced**

● **Faculty of Community Education and Entrepreneurship Development : (Self Finance)**

- B.Sc. Designing Interiors and Exteriors
– three years

● **Faculty of Engineering : (Self-Finance)**

- B.E. Electrical and Electronics Engineering – four years

● **Inter-Disciplinary Programme of Teaching and Research**

Ninety percent of all the courses, 20-40 percent of the subjects, 80-90 percent of the research work, 80-90 percent of the short-term programmes and courses, workshops and seminars and cent percent

of the extension activities of our University are interdisciplinary in nature.

- **Participation by Faculty Members in Academic Conferences, Seminars, Refresher Courses and Workshops etc.**

Fifty eight (58) faculty members from Home Science, 60 members from Science, 38 members from Humanities, 18 members from Education and 10 members from Business Administration have participated in several Academic Conferences, Seminars, Refresher Courses, Orientation Courses and Workshops etc. during 2002-2003.

- **Paper/Articles Published by Teachers in Learned Journals and Monographs/ Books Published**

Two hundred and fifty papers were published and several articles were presented in different national and international conferences, seminars, workshops, journals, magazines etc.

- **Measures for Improving Standard**

The students are provided opportunities to excel in their academic performance by the use of innovative teaching methods such as individual projects and assignments, seminars, symposia, display and demonstrations. Experience in participatory learning, group discussions, laboratory work, supervised studies and use of audio-visual techniques enhance the effectiveness of

learning. Provision of Internet facility is another important measure of improving standards. Office Automation work which is in process now will help to facilitate the functioning of administration work in a better and quicker way. Controller of Examination's Section is ready with automation facilities.

- **Measures of Examination Reforms**

- Introduction of 100 percent total internal assessment from the inception of the University.
- Ninety percent is the minimum attendance required for writing the Comprehensive/Final Semester Examination.
- Students have the opportunity to check their valued answer scripts.
- Semester System-each semester having a minimum duration of 100 working days.
- Grade Credit System-in the Credit System, each paper offered in the degree programme is assigned a relative weight (credit) which essentially depends on the contact periods per week in that paper. One credit will be awarded for each hour of lecture/tutorial/laboratory work.
- Question Banks-Question Banks are available for each subject.

- **Community Services and Extension Programmes**

- Awareness campaign on Traffic Rules and Regulations, Solar Devices.
- Exhibition on Environmental Protection.
- Mahamela-Exhibition-cum products displays by the women entrepreneurs.
- Evaluation of integrated sanitary complexes for women and children.
- Medical camp and Rally were conducted. Totally, 2578 women were benefitted.

- **Achievements**

The University received an award from the Tamil Nadu Pollution Control Board at Chennai for the work done on "Environmental Management".

Miss K. Manimegalai, Programme Officer was chosen as the best NSS Programme Officer for the year 2000-2001 and was awarded a gold medal, a certificate and a cash award by the Hon'ble Minister for Education Mr. Thambidurai on 24th August, 2002.

Global Child Care Award was given to Avinashilingam University and National Child Care Award was given to Dr. G. Baradha on 7th October, 2002 by the Indian Society for Integrated Development for Women and Children at the World Children Summit.

The Blood Donor's Club is being operated by the Department of Bio-Chemistry. They had organised one blood donation camp in which 164 students donated blood.

Two faculty members of the University visited the University of Manchester, U.K. from 28.9.2002 to 25.11.2002 under the Higher Education Link Programme.

Three students, two from Textiles and Clothing and one from Family Resource Management departments received Tamil Nadu Council for Science and Technology Award.

- **Facilities Provided for Scheduled Castes/Scheduled Tribes**

The University Grants Commission sanctioned a special cell to the Institute for the welfare of SC/ST candidates in the matter of appointments to teaching and non-teaching staff and admission to various courses of study. Remedial Coaching Classes are being conducted for Scheduled Caste/Scheduled Tribe students of all major subjects including undergraduate and postgraduate courses. The programme was sponsored by the UGC for a period of three years in Phase-I and was extended for another period of two years in Phase-II.

- **Programmes for Women and Beneficiaries from 1.4.2002 to 31.3.2003**

- A total of 450 women benefitted from

eight Seminars/Workshops/Short-term Courses/Lecturers conducted by the University.

- Seven hundred and sixteen women benefitted from three skill training programmes organised by the University.

3.2.9. Sri Sathya Sai Institute of Higher Learning

The Sri Sathya Sai Institute of Higher Learning, founded in 1981, is a non-profit autonomous Institution, which is spread in three campuses – two campuses in Andhra Pradesh and one in Karnataka.

The Institute adopts open admission policy and offers free education to all irrespective of caste, creed, religion or region. The residential nature of learning provides quiet and peaceful environment, which effectively moulds the student's personality in the ancient Gurukula style.

❖ New Courses Introduced

The nomenclature of Master of Financial Management (M.F.M.) Programme is changed to MBA (Finance). This will come into effect from the academic year 2003-2004 onwards.

❖ Inter-Disciplinary Programmes of Teaching and Research

Six inter-disciplinary programmes of teaching and research have been taken upon by the faculty members of the university.

These programmes are sponsored by various bodies namely DST, DRDO, UGC, DBT, DAE etc.. Eight research scholars (7 research students+1 teacher) have been doing their research during the reporting year.

During the reporting year, Doctor of Philosophy is conferred on three research scholars

❖ Participation by Faculty Members in Academic Conferences

Thirty-six teachers of the university were participated in 44 different Seminars, Conferences and Workshops and also 29 teachers published 38 papers/articles in learned Journals, one monograph and four books. During the reporting year, 13 teachers have attended 11 Refresher Courses and two Orientation Programmes.

❖ Measures for Improving Standards

(a) Updating of Courses

The Departments of Economics, Statistics, Botany, Zoology, Home Science and Languages have revised syllabus of UG & PG programmes for implementation from the academic year 2000-2001 onwards.

(b) Seminars, regular colloquium, quiz tests, slip tests at UG/PG levels

For students of Undergraduate and Postgraduate, many new experiments were used by Science Departments for making

them more interested in the subjects and for establishing better link between classroom and laboratory.

They were given assignments involving consultation of reference books and journals.

Seminars on select topics were arranged. The teachers guided the students in their preparation for presentation in the class. Questions were answered and doubts were clarified in the seminars. This helped the students to face examinations with greater confidence.

Quiz programmes in the subjects, subject Tract Notice Boards, and video-cassettes on the subjects were used to foster interest in the subjects among students.

Workshops were held for teachers to enable them to update their knowledge in the subjects.

(c) Latest areas of research through video cassettes

Modern audio-visual aids are being used to facilitate and accelerate the learning process. The department of biosciences shows video cassettes of latest developments in Genetic Engineering, Molecular Biology, Tissue Culture, Plant genetics etc. to students at UG and PG levels to promote interest in research.

(d) Computer aided classroom teaching

Experiments in advanced technology are being developed from time to time in science departments. The department of Physics does computer-aided teaching to students of UG and PG levels. The electronic circuits, laser physics etc. are taught by using Visual Basic and various graphics utility interfaces.

The department of Mathematics and Computer Science prepared teaching material in Mathematics and Computer Science.

The department of Biosciences made video and CD presentations in the seminars/ orientation programme for providing opportunity for the students and teachers to get acquainted with the techniques and concepts developed in the fields of academic interest. Laboratory manuals for Immunology and Developmental Biology have been prepared for effective use in the practical work.

❖ Measures of Examination Reforms

Institute has adopted, as part of their examination reform since its inception the following : (i) Semester System, (ii) Continuous Internal Evaluation (iii) Structured patterns of Question Paper (iv) Development of Question Bank, and (v) Grading system. Workshops/Training new faculty members were organised. Time to time analysis of the students is done and

special attention is always given to the needy.

❖ **Community Services and Extension Programmes**

Social work and self-reliance programmes are very important in the life of students. This helps inculcating the spirit of service and dignity of labour. Student's participation in various activities like students activities functions and convocations, rural development services, and regular blood donation campus make them to inculcate the spirit of service and dignity of labour. The old alumni of the university have been engaging themselves in social service activities like free medical camps, blood donation, and service of orphanages attaching villages for providing amenities etc. as like in previous years. The students and staff of the university performed Sri Sathya Sai Grama Seva this year also. It was carried out from 9th to 14th October, 2002.

❖ **Achievements**

The university has been steadily fastly committed to principle of shaping the mind rather than stuffing the brain.

- The National Assessment and Accreditation Council has granted accreditation at A++ level with the institutional score as 96%.
- The department of Scientific and Industrial Research has renewed the recognition of the university under the

scheme of Recognition of Scientific and Industrial Research Organisation, 1988 up to 31st March, 2006.

❖ **Facilities provided for Scheduled Castes/Scheduled Tribes**

Education is offered free in this Institute to all irrespective of caste, creed, religion or region. Students who are economically weak are given special scholarships and additional motivation is given by the faculty members.

❖ **Programmes for Women**

The university has a separate constituent college for girls students. The college draws inspiration from the great women of India like Maitreyi and Gargeyi etc.. Apart from the regular academic courses, it lays great stress not only on character moulding but also service to society. The college actively participate in community work, rendering help to spastics, deaf and dumb, national calamities etc.

❖ **Specific Data of Beneficiaries**

During the reporting year, the university received grants from the UGC amounting to Rs. 85.74 lakhs and research projects grant from DAE, DST/DBT to the extent of Rs. 19.60 lakhs.

❖ **Other Events**

In view of the strong emphasis laid on moral, ethical and spiritual values, courses are also given on Spiritual Awareness at

undergraduate, postgraduate and professional programmes.

The institute attaches great importance to various components of education namely Yogasanas, Games and Sports, Prayer and Meditation, Social Work and Self-reliance programmes, regular attendance at class, disciplined behaviour in the campus as well as elsewhere.

During the reporting year, the following were organised or celebrated:

- Celebrated Swami Baba's birthday on 9th November, 2002.
- Twenty first convocation of the university took place on 22nd November, 2002. In this convocation, various cultural programmes have been organised and degrees have been distributed to 437 students. On 11th January, 2003, the Annual Sports and Cultural Meet was organised. The Teacher's Day was celebrated on 5th September, 2002. The UGC team had visited the university in October, 2002 to review Tenth Plan proposals. Hundred eighty two research findings of the university have been incorporated in the UGC technology data base constituting 43 percent of the total technologies listed.

(Rs. in crore)

Sl. No.	Name of the Institute / University	Non-plan Grants
1.	Avinashillingam Instt. of Home Science & Higher Education for Women	8.36
2.	Banasthali Vidyapeeth, Banasthali	3.02
3.	Bengal Engineering College, Howrah	0.02
4.	Birla Institute of Technology & Science, Pilani	0.45
5.	Birla Institute of Technology, Ranchi	2.13
6.	Central Institute of English & Foreign Languages, Hyderabad	9.96
7.	Dayalbagh Educational Instt., Agra	4.07
8.	Deccan College PG & Research Institute, Pune	0.02
9.	Gandhigram Rural Institute, Gandhigram	8.59
10	Gujarat Vidyapith, Ahmedabad	7.70
11	Gurukul Kangri Vishwavidyalaya, Haridwar	5.40
12	Indian Agricultural Research Institute, New Delhi	0.13
13	Indian Institute of Science, Bangalore	0.33
14	Indian Instt. of Mines, Dhanbad	0.05
15	International Institute for Population Science, Mumbai	0.03
16	Jain Vishwa Bharti Institute, Ladnun	0.03
17	Jamia Hamdard, New Delhi	4.32

18	Jawaharlal Nehru Centre for Advanced Scientific Research, Bangalore	0.05
19	L.N. Instt. of Physical Institute, Gwalior	0.06
20	Motilal Nehru National Instt. of Technology, Allahabad	0.03
21	National Instt. of Mental Health & Neuro Science, Bangalore	0.02
22	National Museum Instt. of the History, Conservation Museology, Delhi	0.09
23	Rashtriya Sanskrit Vidyapith, Tirupati	3.63
24	Sh. C.S.Viswa Mahavidyalaya, Kanchipuram	0.07
25	Sh. Lal Bahadur Shastri Rashtriya Sanskrit Vidyapith, New Delhi	4.67
26	Tata Institute of Social Science, Mumbai	8.30
27	Thapar Institute of Engineering and Technology, Patiala	0.62
28	The Instt. of Science, Mumbai	0.02
	TOTAL	72.17

Chapter 4

DEVELOPMENT (PLAN) AND MAINTENANCE (NON-PLAN) GRANTS TO COLLEGES

4 DEVELOPMENT (PLAN) AND MAINTENANCE (NON-PLAN) GRANTS TO COLLEGES

4.1 Thrust of Tenth Plan for the Development of Colleges

Development of Colleges is an important area in higher education system from the point of view of maintenance of standards, promotion of innovation and change and, equalization of educational opportunities for disadvantaged and differently abled sections of society, particularly for Scheduled Castes and Scheduled Tribes, because Colleges are responsible in a major way for undergraduate education and to a great extent even for post-graduate education.

During the Tenth Plan, the programme of development assistance to Colleges has been implemented with the following objectives:

- ◆ To provide grants to the Colleges for strengthening basic infrastructural facilities including buildings (extension / renovation / construction of new buildings) which are needed for proper instruction and for those colleges which are catering to the needs of SC/ST students.
- ◆ Removal or reduction of social disparities and regional imbalances.
- ◆ To provide special remedial coaching to academically poor performers

particularly from SC/ST and Minorities.

To achieve these objectives, the UGC has been providing grants to the Colleges which fulfill the minimum eligibility conditions, and possess the necessary viability and potential and are striving for better standards to enable them to meet their basic needs. The parameters which are considered for assistance to colleges, have been number of teaching departments, number of permanent teachers, students enrolment, percentage of SC/ST students, field work etc.. Hence, the assistance to colleges varies according to the fulfillment of eligibility conditions.

4.2 Colleges Recognized by UGC for Financial Assistance

There are nearly 15,343 Colleges in the country. Out of which, only 5,432 Colleges are recognized by the UGC under Section 2(f) of the UGC Act 1956. Out of 5,432, 5,198 Colleges are eligible to receive central assistance under Section 12 (B) of the UGC Act, 1956.

4.3 Grants to Colleges by the UGC Regional Offices

The UGC has decentralized its functioning by opening seven Regional Offices in the country, since 1994, in a phased manner for

easy access and speedy release of grants and implementation of various schemes/programmes relating to colleges. The list of UGC Regional Offices with details like name, location, date of establishment and coverage of States is indicated in the **Appendix: XIII**.

Grants to the eligible Colleges all over the country are disbursed by these Regional Offices under the following seven schemes/programmes being dealt with.

- Development of Colleges (UG/PG)
- Award of Teacher Fellowships to college teachers for doing M.Phil. / Ph.D.
- Construction of Women's Hostels (Special Scheme)
- Minor Research Projects for College Teachers (Humanities / Social Sciences and Sciences)
- Conferences, Seminars and Symposia
- Autonomous Colleges (Release of Grants Only)
- Facilities for Disadvantaged Groups (Visually Handicapped Teachers)

Ninth Plan College Development Scheme

The Ninth Plan was ended on 31st March, 2002. However, the UGC has taken a decision regarding extension of time limit to utilize the development grants released

to universities during Ninth Plan period i.e. upto 31st March, 2003 and communicated the same vide its letter No.F.7-3/2001 (CPP-II) dated 27th December, 2002. The extended period to utilize the grants for different items would be as under:

- Buildings approved by UGC and for which construction activities started before 31st March, 2002 – two years (1.4.2002 to 31.3.2004).
- The cases where the building plans and estimates were received and approved by UGC before 31.3.2002 will have to be completed by March 31, 2004.
- For others except faculty positions i.e. upto 31.3.2003.
- For faculty positions – No extension be given.

The cases be decided on case to case basis as per the requirements of the Institutions.

4.4 Ninth Plan and Tenth Plan Development Grants allocated and paid to Colleges (State-wise) under College Development Scheme

The State-wise details of Ninth Plan Development grants allocated and released to the Colleges under College Development Scheme are given in Table 4.1.

Table 4.1: Ninth Plan Development Grants allocated and paid to the Colleges:

State-wise : 2002-03

(Rs. in Lakhs)

S. No.	State/U.T.	Number of Colleges approved under Ninth Plan College Development Scheme	Total grant approved (UGC share) for Colleges under Ninth Plan College Development Scheme (1997-2002)	Amount paid during 2002-2003 (1.4.2002 to 31.3.2003)	Total amount paid from 1.4.1997 to 31.3.2003
1.	Andhra Pradesh	304	2611.30	63.80	1316.46
2.	Arunachal Pradesh	4	37.00	5.0	19.31
3.	Assam	150	1421.60	44.16	1284.57
4.	Bihar	257	2888.00	102.96	1905.17
5.	Chhattisgarh	125	1089.00	7.74	986.41
6.	Goa	13	99.56	Nil	94.07
7.	Gujarat	223	1875.05	10.23	1512.45
8.	Haryana	127	1138.00	NA	NA
9.	Himachal Pradesh	34	327.20	NA	NA
10.	Jammu & Kashmir	27	288.57	NA	NA
11.	Jharkhand	58	782.00	11.28	384.56
12.	Karnataka	264	2492.75	571.64	1783.21
13.	Kerala	138	1909.83	370.63	1350.64
14.	Madhya Pradesh	314	3081.80	25.43	2791.05
15.	Maharashtra	466	4553.29	3.25	4108.88
16.	Manipur	39	373.60	15.88	315.84
17.	Meghalaya	13	146.20	Nil	128.47
18.	Mizoram	9	80.40	1.05	70.24
19.	Nagaland	6	56.20	Nil	51.89
20.	Orissa	234	2097.60	49.03	1348.94
21.	Pondicherry (including Andaman & Nicobar Islands)	9	95.20	Nil	28.70
22.	Punjab	201	1809.65	NA	NA

23.	Rajasthan	155	1797.20	21.68	1778.31
24.	Sikkim	2	18.00	Nil	12.00
25.	Tamil Nadu	210	2625.40	31.80	1437.06
26.	Tripura	10	105.00	0.50	59.61
27.	Uttar Pradesh (including Uttaranchal)	357	4171.75	NA	NA
28.	West Bengal	331	3042.10	86.97	2236.83
	Total	4080	41013.25	1423.03	25004.67

Principals of colleges had an interface meetings with the expert teams constituted by the Commission. Based on the information provided by the Colleges, the Tenth Plan allocations were made in respect of each college, as per the criteria laid down under the Tenth Plan guidelines College Development Scheme. The Tenth Plan allocations made by the expert teams were then put up in the meeting of the Commission for its final approval.

The state-wise details of Tenth Plan Development grants allocated and released to the Colleges under College Development Scheme are as given in Table 4.2.

**Table 4.2 : Tenth Plan Development Grants allocated and paid to the Colleges
(State-wise) : 2002-03**

(Rs. in Lakhs)

S. No.	State/U.T.	Number of Colleges approved under Tenth Plan College Development Scheme	Total grant approved (UGC share) for Colleges under Tenth Plan College Development Scheme (2002-2007)	Total amount paid from 1.4.2002 to 31.3.2003
1.	Andhra Pradesh	291	2656.14	476.52
2.	Arunachal Pradesh	5	66.00	7.40
3.	Assam	131	1860.00	292.20
4.	Bihar	259	2601.00	558.73
5.	Chhattisgarh	125	227.00	227.00
6.	Goa	12	160.50	16.20

7.	Gujarat	251	3327.47	314.00
8.	Haryana	127	1026.52	4.15
9.	Himachal Pradesh	33	232.00	Nil
10.	Jammu & Kashmir	12	130.81	Nil
11.	Jharkhand	58	802.00	141.55
12.	Karnataka	264	1703.21	504.91
13.	Kerala	138	1290.41	334.17
14.	Madhya Pradesh	314	621.70	621.70
15.	Maharashtra	515	7607.00	795.40
16.	Manipur	31	467.50	75.40
17.	Meghalaya	10	144.00	28.20
18.	Mizoram	9	116.00	16.40
19.	Nagaland	3	42.00	11.80
20.	Orissa	234	2149.47	407.88
21.	Pondicherry (including Andaman & Nicobar Islands)	5	61.38	10.20
22.	Punjab	194	1584.32	27.09
23.	Rajasthan	156	347.60	347.60
24.	Sikkim	2	20.81	3.60
25.	Tamil Nadu	211	2706.18	394.96
26.	Tripura	10	146.00	21.00
27.	Uttar Pradesh	288	2767.45	73.81
28.	Uttaranchal	21	207.90	6.50
29.	West Bengal	329	3429.15	671.58
	Total	4038	38501.52	6389.95

4.5 Plan Grants to Colleges

**Table 4.2: Plan Grants to Colleges :
2002-2003**

(Rs. in Crores)

S.No.	State	Grant Paid
1.	Andhra Pradesh	9.44
2.	Arunachal Pradesh	0.08
3.	Assam	5.36
4.	Bihar	7.57
5.	Chattisgarh	2.71
6.	Goa	0.29
7.	Gujarat	4.01
8.	Haryana	2.59
9.	Himachal Pradesh	0.48
10.	Jammu & Kashmir	0.38
11.	Jharkhand	1.62
12.	Karnataka	9.72
13.	Kerala	10.12
14.	Madhya Pradesh	8.74
15.	Maharashtra	17.40
16.	Manipur	1.66
17.	Nagaland	-
18.	Orissa	9.72
19.	Punjab	4.93
20.	Rajasthan	4.68
21.	Tamil Nadu	12.46
22.	Tripura	0.22
23.	Uttar Pradesh	7.95
24.	Uttaranchal	0.76
25.	West Bengal	9.27
	Total	132.16

4.6 Scheme-wise position of Release of Grants by the UGC Regional Offices

(a) Faculty Improvement Programme

The Tenth Plan guidelines for Faculty Improvement Programme are under finalization and as such, award of fellowships for teachers were not made during the first year of Tenth Plan.

The amount of grants paid by the UGC Regional Offices under this programme during 2002-03 is as follows:

(Rs. in Lakhs)

Name of the Regional Office	Amount paid (1.4.2002 to 31.3.2003)
CRO, Bhopal	34.27
ERO, Kolkata	99.63
NERO, Guwahati	26.83
SERO, Hyderabad	287.10
SWRO, Bangalore	512.02
WRO, Pune	149.66
NRO, New Delhi	29.11
Total	1138.62

(b) Construction of Women's Hostel (Special Scheme)

With a view to provide hostels and other infrastructural facilities in the

Colleges to achieve the goal of enhancing the status of Women, the Commission had introduced a special scheme for the Construction of Women's Hostel during the year 1995-96. The Colleges which come within the purview of the UGC and are fit to receive central assistance under Section 12(B) of the UGC Act, are eligible to receive financial assistance under this scheme. The financial assistance from the UGC under the scheme will be on 100% basis subject to the ceiling given below:

Women Enrolment	Amount (Rupees in lakhs)
(a) Upto 250	15.00
(b) 251-500	20.00
(c) more than 500	25.00

Expenditure over and above the UGC allocation/ceiling, will have to be met by the institutions from their own resources, for which clear indication and assurance be provided by the concerned institution. UGC will not provide any escalation cost over and above the allocation/ceiling.

The position of grants paid under the scheme of Construction of Women's Hostel by the Regional Offices during 2002-2003 is as given below:

(Rs. in Lakhs)

Name of the Regional Office	Amount paid during 2002-2003 (1.4.2002 to 31.3.2003)
CRO, Bhopal	34.21
ERO, Kolkata	112.75
NERO, Guwahati	45.96
SERO, Hyderabad	55.06
SWRO, Bangalore	78.74
WRO, Pune	57.60
NRO, New Delhi	138.11
Total	522.43

(c) Minor Research Projects

The position of Minor Research Projects (Humanities & Social Sciences and Sciences) approved and grants paid by the UGC Regional Offices during 2002-2003 is on page 107.

(Rs. in Lakhs)

Name of the Regional Office	Number of Proposals recd.	Number of Proposals aprvd.	Amount paid from 1.4.2002 to 31.3.2003
CRO, Bhopal	305	217	23.74
ERO, Kolkata	336	189	74.66
NERO, Guwahati	132	Nil	25.94
SERO, Hyderabad	207	202	37.64
SWRO, Bangalore	NA	01	0.10
WRO, Pune	175	114	43.91
NRO, New Delhi	116	77	23.22
Total	1271	800	229.21

(d) Seminars/Symposia/Conferences

The details of the grants paid by UGC Regional Offices to the Colleges under the scheme of Seminar/Symposia/Conferences during the period 2002-2003 are as given below:

(Rs. in Lakhs)

Name of the Regional Office	Number of Proposals recd.	Number of Proposals aprvd.	Amount paid sanctioned from 1.4.2002 to 31.3.2003
CRO, Bhopal	114	82	3.51
ERO, Kolkata	161	97	32.25
NERO, Guwahati	28	Nil	2.82

SERO, Hyderabad	142	113	41.88
SWRO, Bangalore	NA	01	0.57
WRO, Pune	56	49	24.30
NRO, New Delhi	51	31	16.04
Total	552	373	121.37

(e) Autonomous Colleges

The position of grants sanctioned by the UGC Regional Offices to the Autonomous Colleges during 2002-2003 is as given below:

(Rs. in Lakhs)

Name of the Regional Office	Number of Autonomous Colleges Approved	Number of Autonomous Colleges Assisted (1.4.2002) to (31.3.2003)	Amount sanctioned from 1.4.2002 to 31.3.2003
CRO, Bhopal	08	08	58.78
ERO, Kolkata	16	16	202.95
SERO, Hyderabad	66	11	117.18
WRO, Pune	03	-	-
NRO, New Delhi	03	02	43.74
Total	96	37	422.65

(f) Facilities for Disadvantaged Groups (Visually Handicapped Teachers)

The details of the grants paid by UGC Regional Offices to the Colleges under the scheme of Facilities for

Disadvantaged Group (Visually Handicapped teachers) during the period 2002-2003 are as given below:

(Rs. in lakhs)

Name of the Regional Office	No. of applications approved during 2002-03	Amount paid from 1.4.2002 to 31.3.2003
CRO, Bhopal	02	0.12
ERO, Kolkata	07	0.42
NERO, Guwahati	-	-
SERO, Hyderabad	36	2.25
SWRO, Bangalore	-	-
WRO, Pune	03	0.18
NRO, New Delhi	-	1.80
Total	48	4.77

(g) College Science Improvement Programmes (COSIP)

The details of the grants paid by UGC Regional Offices to the Colleges under the scheme of Colleges Science Improvement Programme (COSIP) during the period 2002-2003 are as given below:

Name of the Regional Office	No. of applications approved during 2002-03	Amount paid from 1.4.2002 to 31.3.2003
CRO, Bhopal	01	0.09
ERO, Kolkata	-	-
NERO, Guwahati	-	-

SERO, Hyderabad	-	-
SWRO, Bangalore	-	-
WRO, Pune	-	-
NRO, New Delhi	-	6.60
Total	01	6.69

(h) College Humanities & Social Science Improvement Programme (COHSSIP)

The details of the grants paid by UGC Regional Offices to the Colleges under the scheme of COHSSIP during the period 2002-2003 are as given below:

Name of the Regional Office	No. of applications approved during 2002-03	Amount paid from 1.4.2002 to 31.3.2003
CRO, Bhopal	04	0.77
ERO, Kolkata	-	-
NERO, Guwahati	-	-
SERO, Hyderabad	-	-
SWRO, Bangalore	-	-
WRO, Pune	01	0.20
NRO, New Delhi	-	2.80
Total	05	3.77

4.7 Grants to Delhi Colleges and Constituent Colleges of Banaras Hindu University

The Commission provides assistance to 58 Colleges affiliated to University of Delhi and four Constituent Colleges of Banaras Hindu

University. It also provides financial assistance to 12 hostels of various Delhi Colleges (**Appendix:XIV**). The financial assistance provided under plan and non-plan programmes is as follows:

Non-plan

Out of 58 Colleges of University of Delhi, only 53 Colleges are being provided with maintenance grant. Among these 53 Colleges, 20 Colleges are Trust maintained (receiving 5% grant from private Trust and 95% grant from UGC), 16 Colleges are Delhi Government Colleges (receiving 95% grant from UGC and 5% grant from Delhi Administration), six colleges are Delhi University maintained (receiving cent percent grant from UGC) and 11 evening colleges maintained by UGC (100% aided by UGC). The maintenance grant is being utilised by them for disbursing the salaries to their staff and incurring expenditure towards non-salary items. Besides, UGC also provides maintenance grant to four BHU Colleges.

The total amount released to Delhi Colleges under Non-plan during 2002-03 has been Rs. 255.17 crores, including Rs. 38.00 lakhs towards water harvesting. During the year under report, Rs. 2.06 crores was released to four BHU Colleges.

Plan

Plan grants have been provided to 58 Delhi

Colleges for the purchase of Books and Journals, Equipment conducting remedial courses, extension activities, building projects if any, improvement of hostel facilities, repairs and renovation of the College building etc.. During 2002-03, an amount of Rs. 2.03 crores was released to 56 Delhi Colleges.

4.8 Autonomous Colleges

The 1964-66 Education Commission pointed out that the exercise of academic freedom by teachers is a crucial requirement for the development of the intellectual climate of our country. Unless such a climate prevails, it is difficult to achieve excellence in our higher education system. As students, teachers and management are co-partners in raising the quality of higher education, it is imperative that they share a major responsibility and hence, the Education Commission (1964-66) recommended college autonomy. College autonomy, in essence, is an instrument for promoting academic excellence.

Objective(s) and salient features:

- To determine and prescribe its own courses of study and syllabi; restructuring & redesigning of courses to suit local needs;
- To prescribe rules for admission in consonance with the reservation policy of the State Government;

- To evolve methods of assessment of student work, the conduct of examinations, and notification of results;
- To use modern tools of educational technology to achieve higher standards and greater creativity.
- To promote healthy practices such as community service, extension activity, projects for the benefit of the society at large neighborhood programmes, etc.

The scheme of autonomous colleges was formulated by the UGC in the fourth Five Year Plan (1969-73) in pursuance of the recommendations of Education Commission (1964-66).

Under the scheme, the UGC provides financial support to autonomous colleges as under:

- (a) Undergraduate level only:
 - (i) Arts/Science/Commerce:
 - One Faculty only : Rs.4.00 lakhs p.a.
 - (ii) Arts/Science/Commerce
 - More than one Faculty : Rs.6.00 lakhs p.a.
- (b) Both Undergraduate and Postgraduate levels:
 - (i) Single Faculty : Rs.5.00 lakhs p.a.
 - (ii) Multi Faculty : Rs.8.00 lakhs p.a.

The normal assistance as detailed above is available to autonomous colleges offering not fewer than six programmes, of which two may be at the postgraduate degree level. The assistance provided under the scheme enable the colleges to meet the expenditure on Guest/Visiting Faculty, Orientation and re-training of teachers, re-designing courses and development of teaching/learning material, workshop and seminars, examination reforms, office equipment, teaching aids and laboratory equipment, furniture for office, class-rooms, library and laboratories, library equipment, books/ journals, expenditure on meetings of the Governing Body and the Committees, honorarium to Controller of Examinations (full-time) not exceeding Rs.5000/- p.m., Accreditation fee for NAAC, etc..

In order to effectively implement and ensure smooth functioning of the scheme, the UGC reviewed and revised the guidelines from time to time. The revision of guidelines for Tenth plan is under process.

Further, the UGC organizes conferences/ seminars with a view to widen the vision of the concept of autonomy by providing a forum for exchange of views, discuss the problems of innovation and changes under autonomy, administrative and financial matters, College – University – State Government – UGC relationship etc.

At present, there are 132 autonomous

colleges spread over in 29 universities of 8 States (**Annexure-XV**). During the reporting year, two colleges of Nagarjuna University have been conferred autonomy for the period 2003-2004 to 2007-2008 and autonomy period of two colleges of Devi Ahilya University has been extended upto 2006-2007.

During 2002-2003, the UGC Regional offices released grants amounting to Rs.379.52 lakhs to the autonomous colleges.

Chapter 5

MAINTENANCE AND COORDINATION OF STANDARDS IN HIGHER EDUCATION

5 MAINTENANCE AND COORDINATION OF STANDARDS IN HIGHER EDUCATION

5.1 Academic Staff Colleges

With an aim to maintain high standards of teaching in Universities and Colleges, the Scheme of Academic Staff Colleges was introduced in 1986-87 by establishing 48 Academic Staff Colleges. The number now raised to 51 at the end of the first year of the Tenth Plan. These colleges, so established, are conducting specially designed Orientation Programmes of four weeks duration for newly appointed lecturers and Refresher Courses of three weeks duration for in-service teachers.

The Orientation Programmes are intended to inculcate in young lecturers the quality of self-reliance through awareness of the social, intellectual and moral environment as well as to discover self-potential and confidence. The Refresher Courses provide opportunities for serving teachers to exchange experiences with their peers and mutually learn from each other. It is a forum to abreast of the latest advances in the subjects, technological spin off, etc..

The UGC-ASCs also conduct two-three days seminars for the Principals located in their catchment area, which have been found to be very useful exercise for motivating them to depute teachers for attending Orientation and Refresher Courses. The

University Grants Commission has also decided that ASCs will also conduct four weeks Refresher Course/Workshop in Academic Administration for the benefit of the Senior Academic Administrators including Registrar, Deputy/Assistant Registrar, Librarian, Deputy/Assistant Librarian.

During the year 2002-2003, UGC has identified 117 Universities and specialized Institutions as UGC-Refresher Course Centres (UGC-RCC) across the country to run Refresher Courses to cater to the needs of all the eligible teachers.

During the reporting year, the UGC has allotted/approved additional 56 Orientation Programmes, 159 Refresher Courses and 15 Workshops for Senior Academic Administrators to ASCs and 129 Refresher Courses to UGC-RCCs on the recommendation of the Expert Committee. These courses were in addition to 225 Orientation Programmes to ASCs and 983 Refresher Courses to ASC and RCCs already allotted and approved.

It has also been decided to give bigger thrust in e-contents development in the Tenth Plan. It is further decided that the Orientation and Refresher Programmes conducted by ASCs in "Information Technology" may be treated as the "credit" for promotional purpose under Career Advancement Scheme (CAS) irrespective of the subject/

discipline of the teacher. The UGC has also released Rs. 20.00 lakhs to each ASC for providing Computer Lab facilities.

The Commission has been providing cent percent financial assistance to the ASCs/RCCs/Institutions to run the courses mainly towards the cost of Resource Persons, Participants, Book/Materials, working expenses and salaries of the approved staff working in UGC-ASCs as per the norms of the programme. The guidelines of the scheme for Tenth Plan are being revised and finalized.

The position of grant released against the budget allocation under the Scheme and number of courses approved/conducted and number of beneficiaries during 2002-2003 are as detailed below:

5.2 Career Orientation to Education (Vocationalisation of Education)

Vocationalisation of Education at undergraduate level is being implemented since 1994-95. The programme has been designed to ensure that the graduate who pass-out after completing these courses, would have knowledge, skills and aptitude for gainful employment in wage sector in general and self-employment in particular.

To begin with, the UGC Core Committee on Vocationalisation of Education at the first degree level identified 35 vocational subjects with detailed syllabi. Subsequently, seven subjects, which were not in demand, were dropped from the list, and fourteen other new subjects were included in the list with a view to cater to the needs of students from rural, hilly, tribal areas with specific reference to North-Eastern Region of the country. The revised list of 42 vocational subjects is as follows:

(Rs. in lakhs)

Budget Allocation	Grant Released	Number of Programmes / Courses approved	Number of Programmes / Courses conducted	Number of Beneficiaries
3000.00	3017.15	296 Orientation Programmes / Workshops 1271 Refresher Courses Courses	251 Orientation Programmes 1165 Refresher	42,480 (Approx.)

S.No.	Discipline/Area	Subject
1.	Arts, Humanities and Social Sciences	1. Functional Hindi 2. Functional Sanskrit 3. Functional English 4. Archaeology & Museology 5. Rural Handicrafts 6. Early Childhood Care & Education 7. Fashion Designing 8. Gemology & Jewellery Designing 9. Cosmetology
2.	Commerce, Economics and Management	10. Principles and Practices of Insurance 11. Office Management & Secretarial Practices 12. Tax Procedures & Practices 13. Foreign Trade Practices & Procedures 14. Tourism & Travel Management 15. Advertising, Sales Promotion & Sales Management 16. Computer Applications
3.	Sciences	17. Industrial Chemistry (Seven Streams) 18. Food Science & Quality Control 19. Clinical Nutrition and Dietetics 20. Industrial Microbiology 21. Bio-Technology 22. Biological Techniques & Specimen Preparation 23. Sericulture 24. Seed Technology 25. Information Technology
4.	Engineering & Technology	26. Industrial Fish & Fishery 27. Instrumentation 28. Geo-exploration & Drilling Technology 29. Mass Communication & Video Production 30. Still Photography & Audio Production 31. Electronic Equipment Maintenance 32. Computer Maintenance 33. Electrical Equipment Maintenance 34. Environment & Water Management
5.	Subjects relevant to Rural, Hilly, and Tribal Areas	35. Agro-Services 36. Domestic Animal Farming 37. Forestry & Wildlife Management 38. Soil Conservation & Water Management 39. Hill Agriculture 40. Non-Conventional Energy Sources 41. Dry-land Agriculture 42. Silviculture

The UGC provides financial assistance to the selected institutions for introduction of identified vocational subjects as per the guidelines prepared by Standing Committee on Vocational Education (SCOVE). Assistance from the UGC will be limited to Rs. 3.00 lakhs (Rs. 2.00 lakhs non-recurring and Rs. 1.00 lakh recurring) for each subject belonging to Humanities/Social Sciences/Commerce discipline and Rs. 9.00 lakhs (Rs. 7.00 lakhs non-recurring and Rs. 2.00 lakhs recurring) for a subject from Science/Engineering groups. The recurring assistance will be available for a period of five years only.

Since the inception of the scheme in 1994-95, 2186 colleges and 32 universities have been selected for support for the introduction of different vocational subjects. Year-wise break-up of the number of institutions assisted since inception are as under:

Year	Number of Colleges/ Universities Approved	
	Colleges	Universities
1994-1995	190	19
1995-1996	191	5
1996-1997	324	7
1997-1998	292	
1998-1999	320	
1999-2000	216	
2000-2001	109	

2001-2002	209	1
2002-2003	335	
Total	2186	32

Against the allocated amount of Rs. 2250.00 crores for the financial year 2002-2003, an expenditure of Rs. 1977.40 lakhs was incurred.

The University Grants Commission has decided to recast the vocationalisation programme at undergraduate level under a modified scheme of **CAREER ORIENTATION PROGRAMME**. The UGC would like to introduce a flexible system of certificate/diploma/advanced diploma programme in parallel to the conventional B.A., B.Com. and B.Sc. Degree. The Universities/Colleges may formulate their own, 'Need Based', Career Oriented Courses based on the guidelines suggested by the UGC. The course and content of the identified subjects have to be framed by the universities on the pattern suggested by the UGC. The assistance available in this programme is only in the form of seed money as a one-time grant.

5.3 Special Assistance Programme (SAP)

During the year 1963-64, the UGC launched a programme of recognizing certain departments of the universities on the basis of their work and achievements as Centres of Advanced Studies (CAS) with the objective to provide substantial assistance

for competent manpower and essential equipment. The primary aim of the programme was to encourage 'pursuit of excellence'. During the year 1972, another programme named Department of Special Assistance (DSA) was launched as a supporting programme for Centre of Advance Studies (CAS) with the aim to promote advanced study and group research so that the identified departments can strengthen research in one or two thrust areas. Subsequently, in the year 1977, one more programme viz. Departmental Research Support (DRS) again a supporting programme for Department of Special Assistance was initiated with the aim to promote group research. Subsequently, all these three programmes were merged and now this is known as Special Assistance Programme which operates at three levels viz. Departmental Research Support (DRS), Department of Special Assistance (DSA), Centres of Advanced Studies (CAS). DRS is the feeder cadre.

Under this programme, university departments in Science including Bio-Sciences, Engineering and Technology, Humanities and Social Sciences are supported to achieve excellence in research in three or four identified thrust areas and also to improve the quality of Post-graduate teaching programme of the Department. Financial assistance is provided for manpower, equipment, books and journals,

seminars, conferences, renovation/alteration and up-gradation of existing building, working expenses and travel etc.. In addition, Departments are also provided with matching grant as an incentive for resource mobilization, support for international collaboration, for attachments of meritorious students and also to organise summer institutes. The grant is provided on cent percent basis.

The range of financial assistance during Tenth Plan is from Rs. 40.00 lakhs to Rs. 100.00 lakhs depending on the level of the programme and the stream/discipline/subject. The maximum ceilings for different programmes and subjects are as follows:

Financial Assistance under SAP
at various levels

(Rs. in lakhs)

Programme/ Level	Science and Engg. & Tech. Departments	Maths, Statistics, Humanities and Social Sciences
SAP/CAS	100	60
SAP/DSA	75	50
SAP/DRS	50	40

The departments are supported initially for a period of five years. The performance of the department is evaluated periodically after three or four years with the help of an Expert Review Committee. These

committees evaluate the performance of the departments in terms of major breakthrough in the research area, research publications, man-power produced, infrastructure developed, facilities created, quality of post-graduate teaching, international collaboration etc.. Recommendations of the Expert Review Committee's are considered by the Commission and based on the recommendations, the support to the departments is continued at the same level or up-graded to the next higher level or downgraded to lower level or even discontinued.

At the beginning of the first year of Tenth Plan, 402 departments in different subjects were being supported by the UGC. Out of which, 24 departments were reviewed during the year under report. On the basis of the recommendations of the Review Committee, financial support for one department under SAP was discontinued by

the UGC. Three departments were upgraded/downgraded (one department downgraded from DSA to DRS, one department upgraded from DRS to DSA and one department upgraded from DSA to CAS).

Four departments were discontinued as Roorkee University has become an I.I.T. which does not come under the purview of the UGC now.

On the recommendation of the Expert Committee, the UGC included one new department under SAP at the level of DRS during the reported financial year.

As such, the number of departments approved for support under SAP as on 31.03.2003 decreased to 398 as per the details given below:

During 2002-2003, the UGC provided the following financial assistance to the departments of Humanities/Social Sciences, Science and Engineering and Technology.

Level	Humanities and Social Sciences	Sciences and Bio-Sciences	Engineering and Technology	Total
CAS	14	30	11	55
DSA	74	77	17	168
DRS	56	99	20	175
Total	144	206	48	398

(Rs. in Lakhs)

S. No.	Stream	Budget Allocation	Grant Released
1.	Humanities/Social Sciences	400.00	358.50
2.	Physical Sciences	750.00	627.67
3.	Bio-Sciences/Engineering & Technology	750.00	606.67
	Total	1900.00	1592.84

Level	Stream	Number of departments approved and supported by the UGC up to	
		01.04.2002	31.03.2003
CAS	Humanities/Social Sciences	14	14
	Physical Sciences	19	20
	Bio Sciences/Engineering & Technology	22	21
	Total	55	55
DSA	Humanities/Social Sciences	74	74
	Physical Sciences	51	49
	Bio Sciences/Engineering & Technology	47	45
	Total	172	168
DRS	Humanities/Social Sciences	56	56
	Physical Sciences	64	63
	Bio Sciences/Engineering & Technology	55	56
	Total	175	175
	Grand Total	402	398

The year-wise break-up of the budget allocation, release of grants and the number of beneficiary departments has been shown in Tables 5.1(a), 5.2(a) and 5.3(a) and review of the departments in Tables 5.1(b), 5.2(b), and 5.3(b).

Table : 5.1 (a)

Year-wise position of budget allocation, release of grants and the number of beneficiary departments during 2002-2003 : Physical Sciences.

(Rs. in Lakhs)

Year	Budget Allocation	Release of Grant	Number of Beneficiary Departments
2002-2003	750.00	627.67	81

Position as on 01.04.2002

Number of Departments	:	CAS	:	19
		DSA	:	51
		DRS	:	64
		Total	:	134

Position as on 31.03.2003

Number of Departments	:	CAS	:	20
		DSA	:	49
		DRS	:	63
		Total	:	132

Note: There was a decrease of three departments and one new department was inducted.

Table : 5.1 (b)

Position of review of departments in Physical Sciences during 2002-2003

Year	Programme Level	Total No. of Dept. as on 01.04.2002	Inducted	Reviewed	Continued	Up-graded	Down-graded	Dis-continued	Total No. of Dept. as on 31.03.2003
2002-	SAP/CAS	19	1	13	10	2 (one DSA to CAS)	Nil	3 (2 DSA) (1 DRS)	20
03	SAP/DSA	51							49
	SAP/DRS	64							63
	Total	134							132

Table : 5.2 (a)

Year-wise position of budget allocation, release of grants and the number of beneficiary departments during 2002-2003 : Bio-Sciences/Engineering & Technology.

(Rs. in Lakhs)

Year	Budget Allocation	Release of Grant	Number of Beneficiary Departments
2002-2003	750.00	606.67	88

Position as on 01.04.2002

Number of Departments	:	CAS	:	22
		DSA	:	47
		DRS	:	55
		Total	:	124

Position as on 31.03.2003

Number of Departments	:	CAS	:	21
		DSA	:	45
		DRS	:	56
		Total	:	122

Note: There was a decrease of two departments.

Table : 5.2 (b)

Position of review of departments in Bio-Sciences/Engineering & Technology during 2002-2003

Year	Programme Level	Total No. of Dept. as on 01.04.2002	Inducted	Reviewed	Continued	Up-graded	Down-graded	Dis-continued	Total No. of Dept. as on 31.03.2003
2002-	SAP/CAS	22	Nil	6	4	Nil	1 DSA to DRS	2 (1 CSA) (1 DSA)	21
03	SAP/DSA	47							45
	SAP/DRS	55							56
	Total	124							122

Table : 5.3 (a)

Year-wise position of budget allocation, release of grants and the number of beneficiary departments during 2002-2003 : Humanities/Social Sciences

(Rs. in Lakhs)

Year	Budget Allocation	Release of Grant	Number of Beneficiary Departments
2002-2003	400.00	357.04	75

Position as on 01.04.2002

Number of Departments	:	CAS	:	14
		DSA	:	74
		DRS	:	56
		Total	:	144

Position as on 31.03.2003

Number of Departments	:	CAS	:	14
		DSA	:	74
		DRS	:	56
		Total	:	144

Table : 5.3 (b)

Position of review of departments in Humanities/Social Sciences during 2002-2003

Year	Programme Level	Total No. of Dept. as on 01.04.2002	Inducted	Reviewed	Continued	Up-graded	Down-graded	Dis-continued	Total No. of Dept. as on 31.03.2003
2002-	SAP/CAS	14	Nil	8	8	Nil	Nil	Nil	14
03	SAP/DSA	74							74
	SAP/DRS	56							56
	Total	144							144

5.4 Assistance for Strengthening of Infrastructure for Science and Technology (ASIST)

In 1983, the Science Advisory Committee to the Cabinet (SACC), Government of India, felt the need for strengthening of infrastructure for Science and Technology programme in the universities in the **non-bureaucratic set-up** of university departments and the University Grants Commission was identified as nodal agency to take up the programme for the above purpose in Indian universities and institutions. Thus, the scheme STID (Science and Technology Infrastructure Development) was launched and when it gained momentum, the Programme itself came to be popularly known as “COSIST” which is the acronym for the Programme i.e. “Committee on Strengthening of Infrastructure for Science and Technology (COSIST)”. During the year 2002-2003, the above programme has been renamed as **ASIST** (Assistance for Strengthening of Infrastructure for Science and Technology). Now the programme is being operated under the name of ASIST.

The ASIST programme is only for Science, Engineering and Technology subjects whereas SAP is for Sciences, Engineering, Technology, Social Sciences and Humanities. Keeping in view the aims and objectives of both the programmes, these are integratedly

implemented for optimum utilization of facilities and generation of quality research and teaching.

The basic objective of ASIST is to assist Selected Science and Technology departments in the universities which have already exhibited and achieved high quality performance to enable them to acquire such costly major equipment which cannot be approved out of SAP grants or normal university development grants, so that the attainment of excellence in post graduate education and research in the department is not handicapped due to the non-availability of such equipment. The specific objectives for ASIST are as follows:

- Strengthen infrastructure for P.G. Education and Research by acquiring costly major equipment (not available under SAP or other sources) for continuously maintaining the achieved excellence in research and post graduate teaching or for enhancement of the proven performance in the identified areas .
- Future enhancement and promotion of hi-tech / emerging / thrust / generic areas to be at par and comparable with their counterparts in the world.
- Promote science and technology innovation and its exploitation through technology transfer, filing of patents etc.
- Take up international and industrial

collaborative programmes for self - sustenance and resource generation.

- Link up and suggest steps required for interdisciplinary activities in the areas to the other SAP or ASIST (COSIST) supported departments and motivate user departments through active participation, training and awareness programmes and nurturing of the areas.

Those departments which have completed atleast one term (5 years) at the minimum level of DRS under SAP Programme and have been reviewed with good report for further continuation, are eligible to submit proposal under ASIST programme as and when it is invited by the UGC. For final selection, advice is sought from expert groups in the concerned areas. Assistance under the programme is being provided as a one-time inputs on **cent percent** basis.

The financial limit for a selected department (in Sciences, Engineering & Technology) for support under the ASIST programme during the year 2002-2003 is Rs.85.00 lakhs and in Mathematics & Statistics Rs.60.00 lakhs for a duration of 5 years (one term only). Prior to the Eighth Plan period, the UGC has provided second term (5 years) of financial assistance to selected departments after review of their performance and achievements.

The UGC constituted subject Expert Committees / groups to consider and select

the departments for support under ASIST after presentation of the proposals by the Departmental Representatives before the Expert Committees concerned.

Regular monitoring and evaluation are an integral part of the programme. The evaluation relates to variables such as research quality and output, scientific human resources development through training, innovations made in teaching methodology, updating of curriculum and the removal of bottlenecks, if any, in the smooth implementation of the programme.

Mid-term monitoring and final assessment of the performance of these departments is done with the help of Review Committees also through a Group monitoring at a nodal university, decided by the UGC.

The ASIST supported departments have been given functional autonomy. It is mandatory for the departments to have an Advisory Committee as an in-built mechanism for the annual monitoring of the programme. The Advisory Committee should include, among other members, two/three outside experts nominated by the UGC. For better Coordination and optimum use of funds, the Advisory committee of SAP may also work for ASIST programme as Joint Advisory Committee.

Since a major portion of the support is for the acquisition of sophisticated equipment, these departments are also provided funds

to the extent of 5% of the cost of equipment for maintenance, upgradation, modernisation, accessories and spare parts of equipment. Assistance for maintenance is provided only if the work is given on rate contract basis. Assistance is provided for overhead charges at the rate of 10% of total allocation approved to a department subject to the maximum of Rs.2.00 lakhs for the programme duration only (5 years). In addition, subject to availability of funds, the UGC will also provide additional grants for Summer Institute, Post-Graduate students attachment and collaboration with Universities abroad etc. .

During the year 2002-2003, 4 new departments were identified for support under the ASIST programme. The UGC has released a total grant of Rs.266.24 lakhs for new and on-going activities out of the total allocation of Rs.800.00 lakhs approved for the programme during the year under report (2002-2003). The total approved grant for the purchase of equipments is released to the concerned university/ department at the beginning of the programme so that the cost of the equipment may not increase due to fluctuation in foreign exchange rate. Grants towards other items are released in instalments. Subsequent instalment of grant is released under the programme after utilisation of previous grant.

Since inception of the programme in the year 1983-84, 221 departments of 60 Universities / Institutes have been selected for support upto 31.03.2003.

About 10 – 15 new eligible departments are expected to be inducted each year during Tenth Plan period.

A country-wide evaluation of the programme suggests that it has been widely lauded and appreciated by the Scientific community for generating enthusiasm and competitive spirit, both among teachers and students. Besides, the infrastructural facilities acquired by the departments through this programme also attracted additional funds even from abroad.

5.5 University Science Instrumentation Centres (USICs)

For optimum utilization of sophisticated instruments in teaching and Research, the UGC has introduced the concept of Common pool by establishing USICs. As on 31.3.2002, there were 74 Centres existing at different levels.

An amount of Rs. 22.58 lakh was released during the year 2002-03 against the budget allocation of Rs. 1.00 crore.

In place of USIC, the new scheme "Instrumentation Maintenance Facility" (IMF) has been proposed to be implemented during Tenth Plan.

5.6 Universities with Potential for Excellence

To achieve excellence in teaching and research, the U.G.C. identified five universities in 2000, as recommended by the Expert Committee in first phase, for granting status of 'Universities with Potential for Excellence'. They are Jawaharlal Nehru University, University of Hyderabad, University of Madras, Jadavpur University and University of Pune and these five universities are called as 'University with Potential for Excellence'. A sum of Rs. 10 crores each was released during March, 2002 to these five universities, out of Rs. 30 Crores allocated to each of them.

The revised proposals of these five universities have been approved apportioning 30% for the focused area and 70% for the holistic development of the Universities. The Progress Reports from these universities have been called for. The Monitoring Committees constituted for the purpose will visit these universities and give its recommendations on the basis of which further grant will be released.

In the second phase, the following 12 universities were identified for establishing 'Centres of Excellence' in the areas identified for each University.

<u>Sl.No.</u>	<u>University</u>	<u>Area of specialization to be developed</u>
1.	Punjab	Biomedical Sciences
2.	Guru Nanak Dev	Sports Sciences
3.	Cochin University of Science & Technology	Laser & Opto-electronic Science & Technology
4.	Madurai Kamraj	Genomic Sciences
5.	Himachal Pradesh	Himalayan Studies
6.	Sardar Patel	Applied Polymers
7.	Allahabad	Behavioural Cognitive Sciences
8.	Karnataka	Polymer Chemistry
9.	Anna	Environmental Sciences
10.	Arunachal	Biodiversity
11.	Rashtriya Sanskrit Vidyapeeth, Tirupati	Traditional Shastras
12.	Devi Ahilya	e-Management Studies

A sum of Rs. 5 crores was released to Nine universities and a sum of Rs.3 crores was released to remaining three universities.

The Commission at its meeting held on 25.07.02 had decided that the above 12 Universities identified by the Expert Committee be called as 'Centre for Excellence' in the area of specialization identified for each one of them. The decision of the Commission was conveyed to these Universities.

Monitoring Committees have been appointed to visit these universities so as to discuss their plan and to finalise the budget. These Monitoring Committees will review the working of these Universities, on annual basis, and recommend to the Commission regarding extension of the

status conferred or otherwise. It has been decided that these 12 universities can also apply again for consideration for 'University with Potential for Excellence', if they fall within the UGC Guidelines. Otherwise, the grant released earlier will be treated as 'one time grant'. The guidelines will be sent to these universities and they will be asked to present a comprehensive proposal before an Expert Group for broadening the identified area as well as their approach and plans for overall development of the universities to indicate how they will be

utilizing the allocated grant. The recommendation of the Expert Committee(s) will be referred back to the High Power Committee constituted by the Commission to take further decision. Out of 12 universities, 4 universities have already been visited and the remaining will be visited soon.

It is envisaged that during Tenth Plan, five more Universities will be identified under the Scheme "Universities with Potential for Excellence".

(Rs. in lakhs)

S. No.	Name of the University	Centre / Institute	Allocation for 2/5 years upto 31-3-2003	Amount Sanctioned
(1)	(2)	(3)	(4)	(5)
1.	Punjab University, Chandigarh	Establishment of Centre for Human Genome Studies & Research	100.00 (2 years)	90.00
2.	Sanjay Gandhi PG Institute of Medical Sciences, Lucknow	Establishment of a Centre of Biomedical Magnetic Resonance	40.00 (5 years)	16.00
3.	University of Pune, Pune	Establishment of an Institute for International Security & Defence Analysis	500.00 (5 years)	500.00
4.	University of Mysore, Mysore	Creation of a National Centre for History of Science at the Oriental Research Institute	150.00 (5 years)	110.00
5.	Jawaharlal Nehru University, New Delhi	Creation of a Centre of Applied Human Genetics by upgrading the Unit of Genetics in the School of Life Sciences	196.90 (5 years)	144.80

5.7 Establishment of new Centres/ Institutes

Keeping in view the changing Economic scenario in terms of liberalization, globalization and greater demand for quality products from Higher Education System to meet the newly emerging needs, the Commission, during the year 2001, had introduced a new scheme viz. "Establishment of new Centres/Institutes of excellence" in studies and research on various interdisciplinary areas in Sciences and Humanities within the university system.

During 2001-02, the Commission had approved proposals of five Universities for financial support for establishment of centres / institutes. The details are as given below:

5.8 Colleges with Potential for Excellence

To help selected Colleges to achieve excellence mainly in teaching activities and initiate a research culture in such institutions, the scheme 'Colleges with potential for Excellence' has been introduced. The Commission intends to identify more than 100 colleges across the country and to support them to improve their academic infrastructure, adopt innovations in teaching, modern methods and learning and evaluation and also introduce a flexible approach in the selection of courses at the degree level. The Colleges would also be

given joint "degree conferring status" with their names.

The UGC constituted a four member Committee for the purpose of formulating guidelines for implementation of the scheme "Colleges with Potential for Excellence" in Tenth Plan.

5.9 UGC INFONET

In order to achieve the mission to provide relevant and the quality education with enhanced access and quality, the UGC has launched a mega programme namely, 'UGC Infonet', a network of Indian Universities and Colleges, by integrating Information and Communication Technology (ICT) in the process of teaching, learning and education management. The UGC infonet is to be overlaid on ERNET infrastructure so as to provide assured quality of service and optimum utilisation of bandwidth resources. The network will be run and managed by ERNET India. Information for Library Network (INFLIBNET), an autonomous Inter-University Centre of UGC is the nodal agency for coordination and facilitation of the linkage between ERNET and Universities. During the financial year 2002-03, a total grant of Rs. 1116.89 lakhs was released to 62 Universities which are under the purview of UGC (**Appendix : XX**).

Chapter 6

DEVELOPMENT OF HUMAN RESOURCE FOR TEACHING AND RESEARCH

6 DEVELOPMENT OF HUMAN RESOURCE FOR TEACHING AND RESEARCH

6.1 National Education Testing for Research and Teaching

The University Grants Commission conducts a national level test to determine eligibility for lectureship and Junior Research Fellowships (JRF) to ensure minimum standards for the entrants in the teaching profession and research in Humanities (including languages), Social Sciences, Computer Science and Applications, Electronic Science, Forensic Science and Environmental Sciences. The Test for other Science subjects is conducted by the CSIR jointly with UGC. The Tests are conducted **twice** a year generally in the months of **June and December**. For candidates who desire to pursue research, Junior Research Fellowship (JRF) is available for five years. The UGC has allocated a number of fellowships to the Universities for the candidates who qualify the Tests for JRF. The subject of "Defence & Strategic Studies" was introduced from June, 2002 NET Exam, thus making the total number of subjects in which NET is held as **seventy six (Appendix: XVIII)**. Presently, NET Examination is being conducted in 76 subjects at 65 centres spread across the country and six centres abroad (**Appendix- XIX**) for Indian nationals. For foreign

students, NET is conducted by the UGC in all the 81 subjects including the five Science subjects in which NET is normally conducted by CSIR.

The examination for JRF award is being conducted since 1984 and for eligibility for lectureship since 1989 (as per the Government of India Notification dated 22nd July, 1988). Tests for subjects falling under the Engineering Sciences were conducted from December, 1990 to June, 1995 in the joint UGC-CSIR NET Examinations for Junior Research Fellowships.

Category-wise and gender-wise number of candidates appeared and qualified in UGC-NET Examination for the last three NET Examinations for JRF and Lectureship eligibility are given in Tables: 6.1 and 6.2. Table: 6.3 shows the number of candidates qualified for JRF and eligibility for Lectureship through Joint UGC-CSIR NET Examination.

The syllabi of NET subjects have been put on the UGC website. Besides, the bound copies of the syllabi have been sent to the libraries of all the Indian universities and to the Vice-Chancellors for circulation.

During the year 2002-2003, an expenditure of Rs. 310.03 lakhs was incurred on conducting the NET Examinations. This excludes the costs incurred on conducting the confidential workshops at Delhi.

TABLE : 6.1**Performance of Candidates for Junior Research Fellowship in the NET Examinations**

Net Exam.	General/OBC Candidates			SC/ST Candidates			Total Number of Candidates		
	Appeared	Qualified Qualified	%	Appeared	Qualified Qualified	%	Qualified	Appeared Qualified	%
Dec., 2001	F 19,952 (50.77%)	135 (55.10%)	0.68	3,581 (31.44%)	27 (27.00%)	0.75	23,533 (46.43%)	162 (46.96%)	0.69
	M 19,349 (49.23%)	110 (44.90%)	0.57	7808 (68.56%)	73 (73.00%)	0.93	27,157 (53.57%)	183 (53.04%)	0.67
	T 39,301	245	0.62	11,389	100	0.88	50,690	345	0.68
June, 2002	F 16,737 (50.25%)	123 (49.20%)	0.73	2,970 (32.22%)	33 (31.73%)	1.11	19,707 (46.34%)	156 (44.07%)	0.79
	M 16,573 (49.75%)	127 (50.80%)	0.77	6249 (67.78%)	71 (68.27%)	1.14	22,822 (53.66%)	198 (55.93%)	0.87
	T 33,310	250	0.75	9,219	104	1.13	42,529	354	0.83
Dec., 2002	F 13,848 (49.33%)	137 (52.90%)	0.99	2,363 (31.85%)	22 (22.45%)	0.93	16,211 (45.68%)	159 (44.54%)	0.98
	M 14,222 (50.67%)	122 (47.10%)	0.86	5057 (68.15%)	76 (77.55%)	1.50	19,279 (54.32%)	198 (55.46%)	1.03
	T 28,070	259	0.92	7,420	98	1.32	35,490	357	1.01

T – Total F – Female M – Male X – Gender not available

TABLE : 6.2**Performance of Candidates for eligibility for Lectureship in the NET Examination**

Net Exam.	General/OBC Candidates			SC/ST Candidates			Total Number of Candidates		
	Appeared	Qualified Qualified	%	Appeared	Qualified Qualified	%	Qualified	Appeared Qualified	%
Dec., 2001	F 35,452 (50.76%)	733 (57.04%)	2.07	6,721 (33.42%)	228 (30.32%)	3.39	42,173 (46.89%)	961 (47.18%)	2.28
	M 34,362 (49.20%)	552 (42.96%)	1.61	13,388 (66.58%)	524 (69.68%)	3.91	47,750 (53.09%)	1,076 (52.82%)	2.25
	X 23	-	-	-	-	-	23	-	-
	T 69,837	1,285	1.84	20,109	752	3.74	89,946	2,037	2.26
June, 2002	F 29,318 (50.15%)	582 (50.79%)	1.99	5,384 (34.00%)	208 (29.09%)	3.86	34,702 (46.71%)	790 (42.45%)	2.28
	M 29,142 (49.85%)	564 (49.21%)	1.94	10,450 (66.00%)	507 (70.91%)	4.85	39,592 (53.29%)	1,071 (57.55%)	2.71
	X -	-	-	-	-	-	-	-	-
	T 58,460	1,146	1.96	15,834	715	4.52	74,294	1,861	2.50
Dec., 2002	F 21,302 (49.88%)	610 (48.92%)	2.86	3,752 (33.65%)	223 (30.59%)	5.94	25,054 (46.52%)	833 (42.16%)	3.32
	M 21,403 (50.12%)	637 (51.08%)	2.98	7,397 (66.35%)	506 (69.41%)	6.84	28,800 (53.48%)	1,143 (57.84%)	3.97
	X -	-	-	-	-	-	-	-	-
	T 42,705	1,247	2.92	11,149	729	6.54	53,854	1,976	3.67

T - Total

F - Female

M - Male

X - Gender not available

TABLE : 6.3**Performance of Candidates in the joint UGC-CSIR NET Examinations**

Exams.	Number of Candidates Qualified			
	UGC JRF	CSIR JRF	Total JRF	Lectureship (including JRF)
June, 2002	268	1072	1340	2658
Dec., 2002	340	1019	1359	2568

NET is also being conducted for Indian nationals staying abroad. Six centres have been identified for the purpose. In addition to the 76 subjects for which NET is being conducted in India, it is also conducted in the five Science subjects for which NET is normally conducted by CSIR in India on behalf of the UGC. The list of NET centres abroad along with the Science subjects for which it is conducted in India by CSIR in addition to the 76 subjects is presented as under:

State Level Eligibility Test (SLET)

In response to the proposal of some states to conduct their own examination for eligibility for lectureship, the UGC has so far granted accreditation to conduct SLET for lectureship only to the following states/group of states:

Andhra Pradesh, Bihar, Haryana, Himachal Pradesh, Karnataka, Kerala, Maharashtra and Goa, Panjab & Chandigarh, Rajasthan, Tamil Nadu, West Bengal, Jammu & Kashmir, Madhya Pradesh, Uttar Pradesh, Gujarat and North Eastern States.

The performance of SLET agencies is reviewed periodically by UGC with the help of experts and their accreditation is renewed for a fixed period. Head of the UGC-NET Bureau is the permanent member of the Steering and Moderation Committees of the SLET agencies which are constituted to exercise the over all supervision of the conduction of the test and declaration of results.

In past reviews, the states of Bihar, Haryana, Karnataka, Panjab & Chandigarh have been de-accredited by UGC. But recently, Guru

List of Science Subjects & Centres Abroad

Code	Subject	Code	Centre with Address
94	Chemical Sciences	91	U.K., High Commissioner of India, India House, ALDWYCH London WC 284 NA
95	Earth, Atmospheric Ocean & Planetary Sciences	92	U.S.A., Embassy of India, 2107, Massachusetts Avenue, NW Washington D.C. 20008
96	Life Sciences	93	Australia, Australian High Commissioner of India, 3-5 Moonah Place, Yarralumla Canberra ACT 2600
97	Mathematical Sciences	94	China, Embassy of India, Beijing
98	Physical Sciences	95	UAE Embassy of India, P.O. Box 4090, Abu Dhabi (UAE)
		96	Egypt, Embassy of India, 23, Talaat Harb Street, Cairo (Egypt)

Jambheshwar University, Hisar has been granted accreditation to conduct SLET on behalf of the Government of Haryana.

At present, SLET is being conducted by the following states/group of states namely: West Bengal, Tamil Nadu, Andhra Pradesh, Jammu & Kashmir, Uttar Pradesh, North Eastern States, Maharashtra & Goa, Gujarat, and Haryana. Review of Rajasthan SLET, Himachal Pradesh SLET and Madhya Pradesh SLET is due.

The candidates who have cleared the State Level Eligibility Test (SLET), accredited by the UGC for lectureship prior to 1st June, 2002, are exempted from appearing in the NET Examination. **For SLET examinations scheduled in or after June, 2002, the qualified candidates shall be eligible to apply for the post of lecturer only in the Universities/Colleges belonging to the state from where they have cleared their SLET Examination.** However, such candidates are also eligible to apply for the NET, if they so desire.

The expenditure for conducting the SLET Examination is borne by the respective states.

6.2 Major/Minor Research Projects

Research keeps the process of inquiry vibrant and alive. Research in the universities is the foundation laying period of research personnel in the country. The universities are major training ground of researchers. The UGC inputs provide the base to the teachers for attracting very large

research funds from other funding agencies. It has been supporting research proposals for University and College teachers for past several decades (since early seventies). The financial assistance is provided to permanent, regular, working/retired teachers in the Universities and Colleges (under Section 2(f) and 12(B) of the UGC Act, 1956) to enable them to take up work on intensive and in-depth studies in specific subject areas. Research Project may be undertaken by an individual teacher or a group of teachers or by a department as a whole. It can also be undertaken by a retired teacher up to the age of 70. Priority is given to interdisciplinary research and inter-institutional collaborative research.

The quantum of assistance is a maximum of Rs. 7.00 lakhs and Rs. 0.50 lakh per project for Major and Minor Research Project respectively. The assistance provided for a Major Project includes funding for Equipment, Books and Journals, Contingencies, Travel & Fieldwork, Hiring Technical Services, Fellowship to Research Personnel and other items needed for the project. In the case of Minor Project, funding for appointment of project staff is not provided. An Expert Committee constituted by the Commission evaluates the proposals received and the applicants themselves present their proposals before the Committee.

The duration of a Major and Minor Project is normally three and two years respectively.

The UGC regularly monitors the progress of the research projects to ensure its smooth functioning and proper utilization of grants.

The guidelines for Major and Minor Research Projects Scheme for the Tenth Plan period are under revision. The emphasis during the Tenth Plan would be on supporting such areas that cut across disciplines and subjects like Health, Gerontology, Environment, Bio-Technology, Stress Management, WTO & its impact on Economy, History of Science, Asian Philosophy, Defence and Strategic Studies which include national security affairs, insurance and banking and many other areas

as would be identified by subject experts.

The number of projects approved, budget allocation and the grant released by the UGC for Major and Minor Research Projects (**only for Delhi Colleges**) during the year under report are detailed below:

6.3 Travel Grant

The University Grants Commission has been providing financial assistance under the scheme 'Travel Grant' to College teachers, Vice-Chancellors and UGC Members for enabling them to present their research papers in International Conferences, which may enrich their knowledge for further research and also provide an opportunity to learn the working mechanism and techniques / good practices followed in

S. No.	Faculty	Number of Projects Approved during 2002-2003	Budget Allocated (Rs. in Lakhs)	Grants Released (Rs. in lakhs)	Number of Female Investigators
1.	Humanities, Social Sciences and Languages	Major-273 Minor- 23	5.00	687.82	Major-51 Minor-15
2.	Sciences including Pharmacy, Medical, Agricultural Science and Engineering & Technology	Major-347 Minor 7	12.00	1311.75	Major-66 Minor- 4
	Total	Major-620 Minor- 30**	17.00	1999.57*	Major-117 Minor- 19

* This also includes grants paid for ongoing and old projects.

** Only for Delhi Colleges.

Note: The UGC Regional Offices approved 800 new minor research projects and an amount of Rs. 229.21 lakhs was also released during 2002-03.

higher education sector of the host country. The grant is available for them once in three years. For College teachers, assistance is limited to 50% of the admissible expenditure. In case of teachers with outstanding and meritorious research, the quantum of assistance can be cent percent with the rider that he / she shall be eligible to reapply after six years. For Vice-Chancellors and UGC members, it is on cent percent basis.

During the year 2002-03, the proposals of 207 College teachers and four Vice-Chancellors have been approved. The budget of Rs. 75.00 lakhs for the reporting year has totally been exhausted for the purpose.

6.4 Research Workshops, Seminars & Conferences

The University Grants Commission (Head Office) has been providing financial assistance for organizing programmes such as Research Workshops, Seminars & Conferences etc. at both National and International level. For organizing Indian Science Congress and Indian Social Science Congress, the Commission provides financial support to the tune of Rs. 15.00 lakh and Rs. 5.00 lakh respectively. During the year 2002-03, the Indian Science Congress and Indian Social Science Congress were held at Bangalore University and Andhra University respectively. The Commission also provides financial assistance to non-university Institution like NIEPA for

organizing such programmes as identified by the UGC.

Thirteen Delhi Colleges were provided financial support for organizing Seminar / Conferences.

During the financial year 2002-03, an amount of Rs. 41.90 lakhs by the Head Office and Rs. 105.33 lakhs by the UGC Regional Offices was paid to the Universities / Colleges and non-Universities like NIEPA against the budget allocation of Rs. 1.00 Crore (Head Office & Regional Offices) for organizing various Workshops, Seminars and Conferences.

6.5 Junior Research Fellowships in Engineering and Technology for Indian Nationals

The UGC awards 50 Research Fellowships every year in Engineering and Technology including Pharmacy and Agricultural Engineering to undertake advanced study and research leading to Ph.D.. The minimum qualification prescribed is a Master's Degree in Engineering/Technology/Pharmacy with 55% of marks from a recognized University/ Institution. Neither a B.E./B.Tech. degree nor passing the Graduate Aptitude Test for Engineering (GATE) is a mandatory condition for getting the fellowship. The tenure of JRF in Engineering and Technology is five years.

The age limit for the award is 40 years

relaxable by five years for women candidates. The selection of 50 Junior Research Fellowships (Male-37, Female-13) was made during 2001-2002.

The selection for fellowship under this scheme for the year 2002-2003 is under progress. The UGC has enhanced the value of JRF in Engineering and Technology from 1st April, 2002. The existing rates for the first two years are: Fellowship – Rs. 8000/- p.m.; Contingency Rs. 12,000/- p.a.; HRA (as per admissible rules); Departmental Assistance – Rs. 3000/- p.a.. The subsequent rates for the next three years are: Fellowship - Rs. 9000/- p.a.; Contingency – Rs. 25,000/- p.a.; HRA and Departmental Assistance remain the same.

An amount of Rs. 11.80 lakhs was released during the fiscal year 2002-2003.

6.6 Junior Research Fellowships (JRFs) and Research Associateships (RAs) for Foreign Nationals (students and teachers)

The UGC awards twenty Junior Research Fellowships and seven Research Associateships every year to foreign students and teachers from the developing countries of Asia/Africa and Latin America to undertake advanced study and research in Sciences, Humanities and Social Sciences leading to M.Phil/Ph.D. and Post-Doctoral degrees in Indian Universities. Applications are invited through circulation to Indian

Embassies/Indian Missions abroad. They will receive the applications and after the screening locally, will send to UGC for consideration. The duration of the award is four years. The amount of JRF under this scheme is same as that of other schemes of JRFs. The UGC has selected twenty JRFs and one Research Associateship for the year 2001-2002 (Bangla Desh-3, Iran-6, Kenya-1; Indonesia-1; Jordan-1; Mauritius-3; Sri Lanka-1; Vietnam-4; Yemen-1). The selection process for the year 2002-2003 is under progress. The expenditure under the scheme is met out of the funds earmarked for JRF in Humanities, Social Sciences and Sciences for Indian nationals.

6.7 Junior Research Fellowships in Humanities, Social Sciences and Sciences for Indian Nationals

The UGC provides Junior Research Fellowships (JRFs) to those candidates who qualify the UGC test and UGC/CSIR joint test, the examination for which is conducted in June and December every year. The total number of fellowships under this scheme is 1000 in a year (UGC-700, UGC-CSIR-300). The aim of this scheme is to provide opportunities for students to undertake advanced studies and research leading to the M.Phil or Ph.D. Degrees in Sciences, Humanities and Social Sciences. The duration of fellowship under this scheme is five years subject to satisfactory progress

report. The fellow is to do full time research work. The fellowship for first two years is Rs. 8000/- p.m. and Rs. 9000/- for the remaining three years. Contingency in the case of JRFs in Humanities and Social Sciences for first two years is Rs. 10,000/- p.a. and Rs. 20,500/- p.a. for subsequent years. In the case of Sciences JRFs, the contingency is Rs. 12,000/- p.a. for first two years and Rs. 25,000/- p.a. for subsequent three years. Admissible HRA and Departmental Assistance of Rs. 3000/- p.a. are also provided under the scheme. The Commission has released Rs. 2600.00 lakhs under the scheme during the financial year 2002-2003.

6.8 Swami Pranavananda and Hari Om Ashram Trust Awards and UGC Veda Vyas National Sanskrit Award

The University Grants Commission, with the help of an endowment of Rs. 5.00 lakhs made by Swami Pranavananda Saraswati, Director, Yoga Societies in America, has instituted the following awards of the value of Rs. 10,000/- each to be awarded every year from 1985 onwards for outstanding scholarly/scientific work which has made important contributions to human knowledge and which has thrown light on the problems in a new manner.

- Swami Pranavananda Award in Education

- Swami Pranavananda Award in Sociology
- Swami Pranavananda Award in Economics
- Swami Pranavananda Award in Political Science
- Swami Pranavananda Award in Environmental Science and Ecology

Also, the University Grants Commission, with the help of an endowment made by Hari Om Ashram Trust, Nadiad, has constituted the following awards of the value of Rs. 10,000/- each to be awarded every year to outstanding scientists from 1974 onwards.

- Jagdish Chandra Bose Award for Research in Life Sciences
- The Sri C.V. Raman Award for Research in Physical Sciences
- The Meghanand Saha Award for Research in Theoretical Sciences
- The Homi J. Bhabha Award for Research in Applied Sciences
- Award to outstanding Scientists/Social Scientists in the field of interaction between Science and Society.

The UGC has increased the amount of Rs. 50,000/- (UGC share being Rs. 40,000/-). The announcement for these awards for the year 2002 and 2003 is under process.

In the year 2000, the UGC has instituted Ved Vyas National Sanskrit Award to promote quality teaching/research in Sanskrit, and to identify and recognize outstanding Sanskrit teacher and award him/her for the excellent contribution in teaching/research/innovation/new programmes for the promotion of Sanskrit Language.

The award is a national award and it consists of a sum of Rs. 1.00 lakh and a citation. The award is meant for Sanskrit teachers.

All teachers engaged in Under Graduate or Post Graduate teaching in the departments of Sanskrit in Universities or Colleges under the purview of the UGC are eligible to apply for the award.

For the year 2002, nominations from various universities have been called for. The award will be given to the person selected by an expert committee and approved by the Commission in the Golden Jubilee Celebration function of UGC to be held in the last week of December, 2003.

6.9 Research Scientists

The Scheme of award of Research Scientists was originally initiated in 1983 to check the brain drain and also to attract the meritorious scientists of Indian origin, who may be working abroad, with a view to promote high quality research in Science, Engineering/Technology, Humanities and

Social Sciences and to build a cadre of Research Scientists in Indian Universities by providing opportunities to persons with outstanding merit.

Under the scheme, 200 awards were made available at any given time. These awards were meant for candidates possessing a Ph.D. Degree and having an outstanding academic/research career. The awards were categorized as 'A', 'B', & 'C' i.e. Lecturer-Research Scientist-A, Reader-Research Scientist-B, Professor-Research Scientist-C for the purpose of salary only. The award was for a tenure of five years, on contract, appointed on a long term basis. They are not to address themselves as Lecturer, Reader or Professor. They can only address themselves as Research Scientist-A, B, or C as the case may be.

Under this scheme, the work of the Research Scientist is assessed by the Commission on regular basis. The reviews are done as under:

- Mid-Term Review – within two to three years of the tenure.
- Final Review – before completion of five years tenure.

The reviews are done with the help of an Expert Committee, constituted by the Commission especially for this purpose. The promotion/continuation at the same level/ even termination of the award is done on

the basis of the recommendation of the Expert Committee. After a rigorous review of the work, the Research Scientist is permitted to continue up to the age of superannuation until his work is not found "unsatisfactory". The age of superannuation of the Research Scientist is treated at par with the superannuation age of the teacher or employee of the University/Institute/ College concerned, where the Research Scientist is working. The Research Scientist is at liberty to change his/her University/ Institute/College but with the prior approval of the UGC. The Research Scientist is not supposed to have lien with his/her parent Institution and is governed by the rules and regulations of the Research Scientists Scheme.

As on 31st March, 2003, 78 Research Scientists have been working under the old scheme. **The scheme has been discontinued and no new selections are made under this scheme.**

The details of allocation and the grant released during the year 2002-2003 are as given below:

Sl. No.	Year	Allocation (Rs. in Lakhs)	Expenditure (Rs. in Lakhs)
I.	2002-2003	250.00 Additional Allocation 12.00	262.04

6.10 Research Awards

The Research Awards Scheme came into existence during the Ninth Plan (1997-98) by merging two schemes namely – National Fellowships and Career Awards of the Eighth Plan. The Scheme of Research Awards permits permanent teachers of Universities and Institutions to devote full time tenure of three years in research in their respective field of specialization, without having to undertake any teaching responsibility. The teachers who have a Doctorate degree and have shown excellence to pursue research are considered for the award. The Research Award is given to only those lecturers, senior lecturers, selection grade lecturers and readers who are in continuous regular service in recognised institutions on permanent posts and are under 45 years of age at the time of submission of their application. The awardee is eligible to avail of the Research Award only once.

The conferment of research award is based on the recommendations of an Expert Committee constituted by the UGC. The Commission reserves the right of cancelling or withdrawing the Research Award without assigning any reason.

During Ninth Plan, the financial assistance available under the scheme was full salary & allowances of the awardee and a research grant of Rs. 1.50 lakhs for Humanities & Social Sciences and Rs. 3.00 lakhs for

Sciences and Engineering & Technology.

During Tenth Plan, the financial assistance available under the scheme is as follows:

- Full salary of the awardee with admissible allowances to be reimbursed to the institution where the awardee is doing research except the **CPF/GPF Contribution**, as the same is to be borne by the parent institution.
- Research grant to meet the expenditure on books and journals, chemicals and equipment for the entire period is as under:

Humanities and Social Sciences – Rs. 2.50 lakhs

Sciences/Natural Sciences/Engg. & Technology Awardees – Rs. 4.00 lakhs
- The awardee being on duty leave will continue to earn normal increment and maintain his/her seniority in the parent University/Institution.
- He/she will be entitled to holidays and all other privileges as per his/her entitlement in the University/Institute including facilities of staff quarters/medical assistance etc. during the period of the award.
- The expenditure towards travel within the country in connection with research work has to be met out of research grant only. No additional funds will be provided for this purpose.

- However, during Tenth Plan, the awardee is not allowed to travel abroad.

As on 31st March, 2003, there were 84 Research Awardees (Male-60 & Female-24 Female) working under the scheme in various universities.

The details of allocation and the grant released during the year 2002-2003 are as given below:

Sl. No.	Year	Allocation (Rs. in Lakhs)	Grant released (Rs. in Lakhs)
1.	2002-2003	300.00	171.45

6.11 Emeritus Fellowships

The University Grants Commission floated the Scheme of Emeritus Fellowships in order to provide an opportunity to the highly qualified, experienced and superannuated teachers of Universities, Colleges and Institutions approved under Section 2(f) and 12(B) of the UGC Act, who have been actively engaged in research and teaching programmes of the Universities/Institutions, Deemed Universities in the preceding years to undertake research, without any restriction of position or pay scales. The eligibility is based on the quality of research and published work contributed by the teacher in his/her service career. The awardee (superannuated) can work under this scheme with a well defined time bound

action plan up to the age of 70 years or up to two years (non-extendable) of the award whichever is earlier. The number of slots available under the scheme is 100 at any given time.

Under the scheme, the awardee is provided the honorarium of Rs. 10,000/- p.m. and a non-lapsable (for tenure) contingent grant of Rs. 20,000/- p.a. and such other privileges including medical facilities as available to the University faculty members but not housing. The awardee will ensure the completion of the project undertaken and submit a final report of the work to the Commission. In the final report, the Fellow must indicate the objectives set forth and objectives achieved along with the possible application of the research output and names of user Agency/Organisation and Industry which can take advantage of the research output. The UGC may send the report/output to the concerned agency for their comments and use, if any. The Fellow shall also mention in the research publication that the research has been sponsored by the UGC under Emeritus Fellowship.

During Ninth Plan, the proposals received under the scheme were referred to three Experts for evaluation. However, during Tenth Plan, the Emeritus Fellowships will be awarded on the basis of recommendation of the Expert Committee constituted by the Commission for the purpose.

Ninety-four Emeritus Fellows have been working during 2002-2003. The amount allocated and grant released by the Commission during the year 2002-2003 is as under:

Sl. No.	Year	Allocation (Rs. in Lakhs)	Grant released (Rs. in Lakhs)
1.	2002-2003	100.00	95.79

6.12 Visiting Professors/Fellows

The UGC provides assistance to universities for the appointment of Visiting Professors/Fellows, to whom payment is made by way of an Honorarium/DA. Under the revised guidelines of the scheme for implementation during the Ninth Plan period, a Visiting Professor is provided an honorarium not exceeding Rs. 8,000/- p.m. excluding any superannuation benefits. A Visiting Fellow is paid daily allowance not exceeding Rs. 300/-. A person appointed as Visiting Professor from outside the country may be paid an honorarium of up to Rs. 9,000/- p.m. The quantum of UGC assistance to each university for this purpose is as given below:

(Rs. in Lakhs)

	Ninth Plan allocation for general development to the university	Quantum of UGC support available
1.	Up to Rs. 100.00 lakhs	6.00
2.	Between Rs. 101.00 lakhs and Rs. 200.00 lakhs	8.00
3.	Above Rs. 200.00 lakhs	10.00

During the year 2002-2003, an amount of Rs. 21.72 lakhs was provided to the following nine State Universities as shown below:

(Rs. in lakhs)

S. No.	Name of the University	Amount
1.	Rabindra Bharati	2.51
2.	Jadavpur	2.24
3.	Burdwan	0.63
4.	B.R.A. Bihar	3.05
5.	Amravati	0.01
6.	Mahatma Gandhi	5.71
7.	Calicut University	0.95
8.	National Law School of India	3.47
9.	Nagpur	3.16
	Total	21.72

The scheme of Visiting Professor/Fellows has been merged with the Unassigned Grant Scheme w.e.f. Tenth Plan.

6.13 Unassigned Grants

The Commission provides assistance under

the scheme of Unassigned Grant for participating in conferences (in India and abroad), for holding seminars and symposia, publication of research work and minor research projects in the state universities during the Tenth Plan period. The Commission has rationalised the guidelines of the scheme and updated provisions relating to the size of Unassigned Grant, Ceiling on Expenses, Rates and Procedure as set forth below.

The various components of the revised scheme are as under:

- A. Travel Grant Up to 30% of allocation
- B. Seminars/Symposia etc. Up to 20% of allocation
- C. Publication Grants to Universities Up to 30% of allocation
- D. Support for Minor Research Projects Up to 20% of allocation

The percentage of allocation of grant on items A to D may be relaxed up to 20% of the total grant with the prior approval of the Vice-Chancellor after recording reasons in writing.

The quantum of financial assistance, payable to the Universities, will be on the basis of the following criteria:

(Rs. in Lakhs)

Faculty strength as on 14 th August of the previous year	UGC support per year
Up to 50	3.00
51 to 100	5.00
101 to 300	8.00
Above 300	12.00

During the year 2002-2003, an amount of Rs. 222.84 lakhs was provided under the scheme to various State Universities

The Minor Research Projects earlier part of Unassigned Grant is merged with research projects scheme and is not part of Unassigned Grant during the Tenth Plan. Also, the Commission decided to merge the scheme of appointment of Visiting Professor/ Fellows with the scheme of Unassigned Grant.

6.14 Promotion of Hindi (Rajbhasha) Language

The Central Government, in 1963, declared the Hindi language as the official/working language of the Union of India through an Official Language Act and directed all the departments of the Central Government to set up "Rajbhasha Cell" for enhancement of Hindi use in official working.

In compliance with the Official Language Act, the UGC initially set up a Rajbhasha Cell and it became a full-fledged Rajbhasha section in 1992. As per the policy, the main

functions are as under:

- ✦ To act as a coordinator between Universities/Colleges and the Ministry of Human Resource Development.
- ✦ To create awareness for the use of Rajbhasha and to speed up the progressive compliance of Official Language Policy in official working.
- ✦ To nominate the UGC officials or to facilitate to get opportunities for different types of training programmes in Hindi.
- ✦ To conduct seminars/workshops for promotion of Hindi in official working.
- ✦ To organise programmes like Essay Competitions, Debates, Dictations, etc. for the UGC officials.
- ✦ To celebrate Hindi Divas during Hindi Pakhwara (1st to 14th September every year).
- ✦ To introduce courses relating to Hindi in universities like Certificate Course in Functional Hindi, Diploma Courses in Hindi Translation, Journalism, etc.

During 2002-2003, the following activities were conducted:

- Organised four Essay, one Debate and one Dictation Competitions for the UGC employees as given below:

- Essay competition for lady employees
- Essay competition for group C and D employees
- Essay competition for group A and B officers
- Essay competition for Non-Hindi speaking employees
- Debate for group 'C' and 'D' employees
- Dictation competition for group 'D' employees
- Conducted three workshops for promotion of Hindi in official work.
- Celebrated Hindi Divas on 13th September, 2002 and Hindi Pakhwara from September 1-14, 2002.
- Thirteen LDCs and twelve Stenographers/PA/PS of the UGC passed the Hindi Typing and Stenography test.
- Education of Praveen, Prabodh and Pragya was imparted under the scheme of Hindi training to the employees of UGC belonging to Non-Hindi speaking states. Three employees passed the Pragya and Prabodh Course.

6.15 National Lecturership

The Commission approved the creation of National Lectureship in Science subjects and

also decided to offer these Lectureships starting with the year 2000-2001 as an incentive to the talented students from among those who get University first rank in M.Sc. Science subjects and had commitment and dedication to take up Science Research and Education as their career.

During 2001, the Commission had selected two candidates from among the first rank holders of various universities. Their final selection in Jawaharlal Nehru and Banaras Hindu Universities is in progress.

6.16 Setting up of Departments of Jyotir Vigyan in Universities

Considering the urgent need to rejuvenate the Science of Vedic Astrology in India and to allow this scientific knowledge to reach to the society at large, and to provide opportunities to get this important science even exported to the world, the Commission decided to set up a few departments of Jyotir Vigyan in Indian Universities. During 2000-2001, 19 universities were selected under the scheme for providing an exclusive teaching and training in the subject leading to U.G, P.G. and Ph.D. degrees.

During 2001-2002, an amount of Rs. 15 lakhs each was paid to 19 universities for the purpose. However, three universities viz., Gurukul Kangri Vishwavidyalaya, Kurukshetra University and Osmania

University have discontinued the Department of Jyotir Vigyan during the year 2001-2002 and they have refunded the grant released to them. During 2002-03, no grant was released.

6.17 Setting up of Simple Sanskrit Speaking Centres in Universities/ Colleges

In order to promote Sanskrit in Indian Universities, the Commission decided to set up Simple Sanskrit Speaking Centres in various universities and colleges during 2001. In all, 509 Centres were approved in two phases (First Phase-420, Second Phase-89). As decided by the Commission, the instructors selected by the Expert Committee have been deputed by the UGC to the approved Centres . The UGC released an amount of Rs. One Lakh to each of these Centres. As per the guidelines, each Centre has to complete ten courses. The duration of each course is for one month.

Progress in respect of setting up of simple Sanskrit Speaking Centres in Universities / Colleges is as under:

Courses completed	150
Refunded	65
Documents called	268
Yet to be started	26

Chapter 7

STUDIES IN EMERGING AND INTER-DISCIPLINARY AREAS

7 STUDIES IN EMERGING AND INTER-DISCIPLINARY AREAS

7.1 Innovative Programmes

Since the beginning of the Eighth Plan, the University Grants Commission has been implementing the (i) Scheme of Courses in Emerging Areas and (ii) Innovative Programmes. While considering the various guidelines revised under Ninth Plan programme, the Commission decided to merge these two programmes. Thus, both these programmes are integrated and now named as “ Innovative Programmes” including courses in Emerging Areas.

The objectives of the programme are :-

- To identify areas in various disciplines with respect to educational, national and global priorities.
- To support of new ideas and innovations and support to implement them.
- To identify institutions, scholars and support them to develop specialised courses at Under Graduate and Post Graduate levels in emerging areas and (ii) accommodate new ideas and innovative proposals to influence teaching, research, academic excellence, societal development and some relevance.

- To consider steps to encourage, promote and make use of the excellent ideas for promoting scientific and technological applications for the benefit of the society.
- To identify user departments / organisations / agencies / industries who may actively participate and take benefit of the course or programme and trained manpower and also sponsor students for the course.
- To nurture and strengthen such courses in emerging areas in the university and college at the Master's/ Bachelor's level or special paper at Master's level.
- To provide financial support for the above purposes in bringing innovation in various disciplines and excellence in emerging areas.

A separate Standing Committee has been constituted by the UGC to deal with the Environmental Studies Programme under the Courses in Emerging Areas. The UGC, in consultation with the Department of Biotechnology, Government of India constituted UGC-DBT Task Force on H. R. D. to consider proposals on Biotechnology from the Universities received either directly by the DBT or through the UGC.

The UGC has been providing financial assistance to identified and selected

Universities/Institutions for the introduction of PG course and special papers at PG level under the Innovative Programme including courses in Emerging Areas. During the year 2002-2003, no new department was approved for support under the programme. The UGC has released a total grant of Rs.43.00 lakhs for implementing these programmes /courses in selected and approved departments of Universities against the total allocation of Rs.400.00 lakhs made for the scheme during the year under report i.e.2002-2003.

Total number of departments assisted upto 31.3.2003 are as under:-

1.	Environment	:	93
2.	Bio-technology	:	13
3.	Electronics	:	19
4.	Atmospheric Science	:	7
5.	Remote Sensing	:	7
6.	Superconductivity	:	39
7.	Innovative	:	24
8.	Computer Application	:	30
	Total	:	232

About 20 – 25 new proposals / departments are expected to be inducted each year during Tenth Plan period

The UGC has invited progress reports in prescribed form from all the supported

universities/departments who have implemented or implementing the above said programme.

As per the guidelines for Innovative Programme including courses in Emerging Areas approved by the Commission, the financial limit is Rs.59.00 lakhs for a maximum duration of five years.

The UGC receives fresh proposals from the Universities on the basis of the guidelines. The proposals are short-listed through subject Expert Committees / Groups. Thereafter, the final selection of the proposals was done after presentation of the proposals by the departmental representatives of the short-listed universities / departments before the concerned Expert Committee constituted by the UGC. The recommendations of the Expert Committee are approved by the UGC.

7.2 Area Studies Programme

The University Grants Commission is providing assistance to 24 centres identified as “Area Study Centres” for undertaking studies relating to Social, Economic, Political and Cultural Affairs of a given area and for developing inter-disciplinary research and teaching within a comparative framework. The focus is on such countries and regions with which India has had close and direct contact.

As on 31st March, 2003, the Commission provided assistance to the following 24 centres in 20 universities:

S.No.	University	Centre
1.	Andhra University, Waltair	Centre for SAARC Studies
2.	Banaras Hindu University, Varanasi	Centre for Studies on Nepal
3.	Calcutta University, Kolkata	Centre for South & South East Asian Studies
4.	Delhi University, Delhi	i) Centre for Chinese & Japanese Studies ii) Centre for Canadian Studies
5.	Goa University, Goa	Centre for Latin & American Studies
6.	Hyderabad University, Hyderabad	Centre for Studies of Indian Diaspore
7.	Jamia Hamdard University, New Delhi	Centre for Federal Studies
8.	Jamia Millia Islamia, New Delhi	Centre for Third World Studies
9.	Jawaharlal Nehru University, New Delhi	i) Centre for Russian, Central Asian & East European Studies. ii) Centre for West Asian & African Studies (Gulf) iii) Centre for South Central, South East Asian & South West Pacific Studies.
10.	Kashmir University, Srinagar	Centre for Central Asian Studies
11.	Kerala University, Thiruvananthapuram	Centre for Canadian Studies
12.	Madras University, Cehnnai	Centre for South & South East Asian Studies
13.	M.S. University of Baroda, Vadodara	Centre for Canadian Studies
14.	Manipur University, Imphal	Centre for Manipuri Studies
15.	Mumbai University, Mumbai	i) Centre for African Studies ii) Centre for Central Eurasian Studies
16.	North Bengal University, Darjeeling	Centre for Himalayan Studies
17.	Osmania University, Hyderabad	Centre for Indian Ocean Studies
18.	Rajasthan University, Jaipur	Centre for South Asian Studies
19.	S.V. University, Tirupati	Centre for Studies on Indo-China
20.	S.N.D.T. Women's University, Mumbai	Centre for Canadian Studies

The details of the budget allocation, expenditure and number of beneficiaries are as shown under:

Year	Allocation for both Cultural Exchange Programmes and Area Studies Programme	Expenditure under Area Studies Programme	Number of Beneficiaries
2002-2003	150.00	64.94	18

Chapter 8

INTER-UNIVERSITY RESOURCES FOR PROMOTION OF QUALITY

8 INTER-UNIVERSITY RESOURCES FOR PROMOTION OF QUALITY

8.1. Inter-University Centres (IUCs)

The University Grants Commission has been establishing Inter-University Centres (IUCs) under section 12(ccc) of the UGC Act, 1956, since 1984, as autonomous bodies within the university system with a view to provide centrally the state-of-the-art equipment and facilities for the benefit of researchers working in different Universities. So far, it has established **six** such centres mainly in the field of Science and Technology. Nuclear Science Centre was the first such centre established. The main objectives for establishing these Inter University Centres are :

- ❖ To provide common advanced centralised facilities / services for universities which are not able to invest heavy investment in infrastructure and other inputs.
- ❖ To play a vital role in offering the best expertise in each field to teachers and researchers across the country.
- ❖ To provide access for the research community and teaching faculty to the state-of-the-art equipment and excellent library facilities which are comparable to international standards.

The UGC is also instrumental in producing more than a thousand educational films or programmes through various media centres

established in universities under the guidance and coordination of Consortium of Educational Communication (CEC), New Delhi. The first Countrywide Classroom (CWCR) programme was telecast on the network of Doordarshan on 15th August, 1984. On an average, 300 to 400 programmes have been packaged every year at CEC for telecast on Doordarshan, Gyandarshan and other Educational Channels for dissemination of Higher Education beyond the classrooms.

The UGC has already taken steps to establish the first Inter-University Centre namely, Inter-University Centre of International studies in the field of Humanities and Social Sciences by taking over academic and physical infrastructure available at Indo-American Centre for International Studies, Hyderabad. This Centre would provide dynamic and vibrant platform for academicians from India, SAARC region, South-East, Central Asian and other countries. The main objective of the centre would be to address contemporary development issues with multi- disciplinary approach in the following areas :

- ❖ Education, Commerce and Economics of development of these countries alongwith interface with the developed countries.
- ❖ World trade, GATS, IPR, financial management for international understanding.

- ❖ Conflict Management, Diplomacy, Development and Peace initiatives between various countries.
- ❖ Human rights, Human values, Life skills and learning to live together.
- ❖ Art, Literature and other allied areas.

The list of Inter-University Centres with their specific objective is as given in the Table 8.1.

The details of budget allocation, release of grants, during the year 2002-2003 both under Plan and Non-plan, are as given below:

Table 8.1.: Inter-University Centres and their objective(s): 2002-2003

S.No.	Name	Year of establishment	Objective(s)
1.	Nuclear Science Centre, New Delhi	1984	Nuclear Science research
2.	Inter-University Centre for Astronomy and Astrophysics, Pune	1988	State-of-the-art instrumentation for research in astronomy
3.	Inter-University Consortium for DAE Facilities, Indore	1989	Use of facilities of Department of Atomic Energy
4.	Information and Library Network (INFLIBNET), Ahmedabad	1991	Networking of University libraries through electronic media
5.	Consortium of Educational Communication, New Delhi	1993	To disseminate Countrywide Classroom programme through television
6.	National Assessment and Accreditation Council, Bangalore learning.	1994	To assess and accredit public and private institutions of higher

(Rs. in lakhs)

S. No.	Name of the Centre	Plan		Non-Plan	
		Budget Allocation	Release of grants	Budget Allocation	Release of grants
1.	NSC, New Delhi	800.00	800.00	890.00	744.25
2.	IUCAA, Pune	230.00	230.00	495.00	373.00
3.	IUC, DAEF, Indore	450.00	375.00	570.00	484.00
4.	INFLIBNET Ahmedabad	200.00	117.29	195.00	138.75
5.	NAAC, Bangalore	120.00	110.00	150.00	112.50
6.	CEC / Media Centres	500.00	500.00	700.00	609.36
	TOTAL	2300.00	2132.29	3000.00	2461.86

HIGHLIGHTS OF VARIOUS INTER-UNIVERSITY CENTRES : 2002-2003

8.1.1 Nuclear Science Centre (NSC), New Delhi

The Nuclear Science Centre (NSC) is an autonomous inter-university centre, established by the University Grants Commission in 1984 to provide within the university system a world class facility for accelerator based research. A 15 UD Pelletron accelerator has been in operation since July, 1991. The major activities of the Centre are Research and Development in the areas of Nuclear Physics, Materials Science, Atomic Physics, Radiation biology and allied areas.

Budget Allocation

During the period under report the Budget allocation by UGC under Plan Budget was Rs. 8.0 crores and Non-Plan Budget Rs. 8.90 crores. In addition, Rs. 3.8 crores were provided by DST for special projects. The UGC is funding separately for the university projects for NSC accelerator utilisation.

Pelletron Accelerator & Utilisation

The Pelletron accelerator operation in this year had been smooth and there were no major breakdowns in the accelerator. The machine uptime was 96% and beam utilisation was 65%. A total of 78 experiments were conducted. The user

community has increased to 67 universities, 41 colleges and 39 national institutions.

The maximum voltage achieved during this year was 14.0 MV. New beams of Zr, Se and Ca have been developed with the multi-cathode SNICS. The multi cathode SNICS source improved the beam transmission through the Pelletron and also resulted in better utilisation of machine time. Computerisation of the machine operation is progressing well and one computer program for automatic conditioning of the machine has been successfully tested for routine operation. A velocity selector Wien filter was procured and tested with alpha source and installed in the beam line.

Accelerator Augmentation

The accelerator augmentation programme got a boost with all the components of the indigenous resonator fabrication facility fully functional and completion of welding of the Niobium parts of the first cavity. The first linac module and the beam line components upto the switching magnet have been aligned and are being readied for the first beam test. Computerisation of the cryogenic system has considerably eased the operation of the facility.

A new generation ECR source with HTSC coils has been designed in collaboration with M/s Pantechnik and ISN, Grenoble and fabrication has began.

New detector set-up for RIB experiments, light particle detection and time-of-flight were developed. Metallic Gd targets were successfully prepared by the use of reduction of oxides. New stripper foils are being developed incorporating a layer of C_{60} sandwiched between carbon layers. FPGA based CAMAC modules were developed and a clover electronics module developed in-house was successfully used during the INGA runs. Computer and communications systems were upgraded resulting in greater application speeds for the user. Emphasis was given on energy saving in running the power and AC systems.

Nuclear Physics

A major event for Nuclear Physics research has been the setting up of the eight clover array of Indian National Gamma Array (INGA) at the target position of the spectrometer HIRA. This national activity generated a lot of enthusiasm among the Nuclear Physics community in India. The system operated for about six months at a stretch with pooled resources from all the participating institutions in INGA. It provided a testing ground and also validated the multi-crate data acquisition system CANDLE and the electronics modules built in-house. The combined detector system allowed the study of high spin spectroscopy of weakly populated nuclei which were hitherto not possible in the country. Two

experiments using the RIB ^7Be were conducted, one being the experiment to determine the astrophysical S_{17} factor and the other was scattering of mirror nuclei. The neutron detector array and pulse shape detection module were operational and used in several experiments.

Material Science

Experiments on the effect of Swift Heavy Ions (SHI) in materials continue to attract large number of users. Several experiments were conducted to study the influence of SHI at the surface and interface of different materials, which were greatly facilitated by the use of the large area position sensitive detector developed in-house. Synthesis of nano materials, SHI effects on dielectrics, magnetic properties and hardness were investigated in ferrites, HTSC, LCMO and PZT thin films. Latent tracks were observed through TEM in fused silica as a result of Ag ion bombardment. Field emission characteristics of CVD diamond films improved as a result of Ag ion irradiation.

Radiation Biology & Atomic Physics

Experiments in Radiation Biology continued to study the chromosome aberration and activation of signaling molecules due to ion interaction with mammalian cells. The two-foil method measuring lifetimes were continued and used for determining the lifetimes of metastable He- and Li-like Ti atoms.

Academic Programmes

To fulfil the objective of human resource development, the Centre runs regular courses. Two-week M.Sc. Orientation programme was successfully conducted with 12 students. The Ph.D. Teaching programme was attended by 39 students from 10 universities. So far, about 86 students have got Ph.D. degree using the facilities at the Centre and 55 students are currently working at the Centre towards their Ph.D.

There were six workshops in the areas of Nuclear physics with GDA coupled to recoil separator, Nuclear Structure and reaction theory, Molecular radiation biology. Materials science with pulsed heavy ion beams and Radon studies in Environment. An International workshop on Nuclear Tracks in Solids was held in October, 2002. NSC Acquaintance programmes were held at Bangalore University, BHU, Visva Bharati University and Punjabi University. During the year, the number of publications were 10 in Nuclear Physics, 32 in Material Science and 12 in Radiation Biology and other areas.

Future Plans

It is planned to commission the first linac module in the next year and complete work on fabrication of the ECR source. Work will be initiated towards designing novel experiments for post graduate level students in universities. A workshop to identify the

experiments has been planned in September, 2003. The accelerator augmentation plans will be continued. User community are being encouraged to embark on challenging new projects.

8.1.2 Inter-University Consortium for Department of Atomic Energy Facilities (IUC-DAEF), Indore

IUC-DAEF is an autonomous institution of University Grants Commission, New Delhi established in 1990. This institution was established, primarily, for utilization of major DAE facilities like Dhruva reactor, Mumbai, Indus synchrotron, Indore and Variable Energy Cyclotron, Calcutta by university teachers and students. IUC-DAEF has three Centres : at Calcutta, Indore and Mumbai, Indore being also the headquarters. Each Centre has developed extensive infrastructure facilities complementing the major facilities of DAE laboratories for better serving the university community. The scientists and supporting staff at these centres are engaged in research and development activities in tune with the related ongoing work on various DAE facilities mentioned above and also extend help to University teachers and students in carrying out research work using facilities of DAE laboratories as well as that available at IUC-DAEF.

The Indore Centre is developed towards utilization of the synchrotron radiation

sources INDUS – I and INDUS – II located at the Centre for Advanced Technology, Indore. INDUS-I is a 450 MeV electron storage ring giving useful photon intensified in the energy range 10 to 800 eV – vacuum ultra violet to soft X-rays. However, experiments can be carried out using photons of energies upto 300 eV. The beam line developed by IUC-DAEF on INDUS-I is working for the last two years and being used by University researchers.

The in-house facilities developed at Indore Centre involve experimental condensed matter studies at temperatures down to 0.7 K (using dilution refrigerator), X-ray and electron spectroscopic studies and materials preparation and characterization. Some of these facilities have been indigenously designed and developed and some are acquired. The scientific and technical know-how would be made available to other academic institutions interested in developing similar facilities.

A TGM photoelectron spectroscopy beam line on INDUS-I was installed and successfully commissioned by the IUC-DAEF. This beam line is being used by University teachers, students as well as scientists of IUC-DAEF and other national institutions using this beam line research work in the field of (i) passivation effects on gallium arsenide single crystal, (ii) valence band studies on lithium substituted NiO, (iii)

valence band photoemission study of polyimide, (iv) valence band and core level photoemission study on ion irradiated and oxide grown silicon samples and (v) other fields were carried out successfully. IUC-DAEF is currently involved in the design and fabrication of beam lines such as EXAFS, scattering studies, etc. A crystal bender for this beamline has been designed and a prototype fabricated.

Under the various projects work is being carried out on XPS study of irradiated Pd/n-GaAs interface, development of inverse photoemission spectrometer and energy dispersive X-ray diffraction system. Under the joint DST-DAAD project dilution fridge at Frei Universitat, Berlin was tested and made operational. In addition, a considerable work was carried out on various in-house research facilities : EXAFS, XRD, ESCA, SEM, DSC, magnetoresistance, Mossbauer, DSC, AFM, ac-susceptibility and transport properties, magnetic measurements etc.

The work has resulted into 27 publications in international research journals and 34 at national and international conferences.

A workshop cum discussion meeting on synthesis, investigation and characterization of -structured materials was organised on January 31, 2003. A few experts from all over the country were invited for this workshop. One-day workshop was conducted for celebrating the National science day on

February 28, 2003.

Utilization of the Variable Energy Cyclotron at Kolkata is one of the objectives of IUC-DAEF. The Kolkata Centre of IUC-DAEF looks after this activity. In addition, accelerator at IOP, Bhubaneswar is also used besides participation in the gamma detector array and in-house research. A few facilities for studies in the field of nuclear physics and materials characterization have been established at Kolkata Centre. Some of the important facilities available at Kolkata Centre are positron annihilation life time, atomic absorption spectrometer, detectors, target making laboratory, energy dispersive X-ray fluorescence spectrometer, Very recently 145 MeV ^{20}Ne beam delivered by the Cyclotron of VECC was used for doing two experiments to investigate $^{59}\text{Co} + ^{22}\text{Ne}$ reaction. Similarly, 115 MeV ^{16}O beam from VECC was used to study the reactions it induced on ^{124}Sn target. An array comprising three clover detectors was set up in collaboration with SINP, VECC and Calcutta University groups. A large number of samples were characterized by University researchers using the Rutherford Backscattering technique at IOP, Bhubaneswar. Similarly, different university groups carried out a number of experiments using the 8-clover array set up made by the scientists of IUC-DAEF, TIFR, BARC, SINP, VECC and NSC. These include measurements done at the recoil separator,

HIRA, high spin states in nuclei near $Z = 64$, $N = 82$ and also for $A \sim 90$. IUC-DAEF, Kolkata Centre organized a School cum Workshop on computations in investigations of nuclear high spin states from September 28 to October 2, 2002. Out of these experiments, 17 research papers have been published and 12 papers were presented at different national and international conferences.

University researchers are carrying out experiments using neutrons at Dhruva Reactor, Mumbai. There are about 20 on-going neutron scattering collaborative research schemes involving scientists from different universities using the variety of neutron spectrometers installed and operated by Solid State Physics Division of BARC. In addition, the Mumbai Centre of IUC-DAEF is also providing characterization facilities such as small angle X-ray scattering camera installed on one window of BARC X-ray diffractometer, light scattering facility, rheometer and sample preparation facility. A major project of the centre is to develop and install a neutron beamline at TT1015 beam hole at Dhruva serving three instruments, namely, (a) a high-resolution powder diffractometer, (b) triple-axis spectrometer and (c) a surface machine. The neutron beamline tunnel shielding has been successfully installed in the Dhruva reactor hall, BARC during September, 2002. The shielding was tested at various reactor

power levels and radiation levels all around the shielding were about 0.1 to 0.2 mR, which is the background radiation level in the reactor hall. The mechanical structure of the powder diffractometer is under final stages of inspection and its installation will commence soon. Electronics division, BARC delivered the position sensitive detector, electronics and data acquisition systems along with the required software. A goniometer assembly has been developed at the Department of Physics, University of Pune. Similarly attempts are being made to develop a crystal bending system at Pune University. Synthesis of boronated rubber has been developed at Bhavnagar University whereas a liquid helium cryostat is being fabricated at the University of Rajasthan.

IUC-DAEF is also conducting workshops / schools / seminars from time to time to make the University researchers familiar with the modern techniques of characterization as well as with the recent trends of research work. In future, attempts will be made to involve University researchers in the major research projects of the Department of Atomic Energy.

8.1.3 National Assessment and Accreditation Council (NAAC), Bangalore

The National Assessment and Accreditation Council (NAAC) headquartered in Bangalore was established on September 16,

1994 by the University Grants Commission (UGC), under section 12(ccc) of the UGC Act of 1956. The NAAC is an Autonomous Institution of University Grants Commission and registered under the Karnataka Societies Registration Act of 1960 and the Karnataka Societies Registration Rules of 1961.

❖ Historical Backdrop

Quest for Quality in Higher Education has become the prime agenda of the countries world over. Establishing External Quality Assurance (EQA) agencies to maintain and improve the standard of higher education is considered the best means of responding to the need for Quality in the imparting of higher learning and such agencies have been established in many countries of the world. This is relatively a new concept to be adopted, perhaps just a decade old even in countries like UK, Canada and Australia. By establishing the National Assessment and Accreditation Council (NAAC) in 1994, India has joined the international movement for Quality in higher education recently. An indicator of its impact is that 'Quality' is the most commonly used term and topic for discussions in colleges and universities today.

❖ Role and Responsibilities of NAAC

The main objective of NAAC is to promote the development of quality higher education infrastructure in the country

The responsibilities of NAAC as envisaged in the Memorandum of Association are to:

- develop criteria for assessment and accreditation which will be objective to the extent possible and quantifiable.
- review the criteria periodically and update as and when considered necessary and
- publicise it widely particularly in the academic community

In order to comply with this role and fulfil its mission, NAAC will

- devise and establish mechanisms for periodic assessment and accreditation of institutions of higher education or units thereof.
- encourage and help institutions to develop procedures and techniques for self evaluation and
- initiate research on the process of assessment and accreditation.

❖ **NAAC's VISION**

To make quality the defining element of higher education in India through a combination of self and external quality evaluation, promotion and sustenance initiatives.

❖ **NAAC's MISSION**

To arrange for periodic assessment and accreditation of institutions of higher

education or units thereof, or specific academic programmes or projects.

- To simulate the academic environment for promotion of quality of teaching-learning and research in higher education institutions
- To encourage self-evaluation, accountability and innovations in higher education
- To undertake research studies, consultancy and training on quality evaluation, promotion and sustenance activities and
- To collaborate with national and international professional bodies and statutory agencies for quality evaluation, promotion and sustenance.

❖ **Structure of NAAC**

NAAC's working is governed by the General Council (GC) and the Executive Committee (EC) and University Grants Commission (UGC). Ministry of Human Resource Development (MHRD), Association of Indian Universities (AIU), Universities and other professional institutions are represented as ex-officio members. Senior academic and educational administrators are also nominated as members on these two bodies.

The General Council is presided by the President, (Chairman UGC). Dr. Arun

Nigavekar who is the President of General Council, NAAC. Professor Ram Takwale is the present Chairman of Executive Committee, NAAC. The academic and administrative head of NAAC is the Director, who is the Member-Secretary of the General Council and the Executive Committee.

❖ **Budget allocation in the reporting year (1st April 2002 to 31st March, 2003)**

Item-wise targets together with the corresponding actuals are given hereunder:

Head	2002-2003	
	Target (Rs. in lakhs)	Actual (Rs. in lakhs)
Revenue	497.2	272.81
Capital and Advances	123	45.11

❖ **Coverage of the target group including number of beneficiaries**

The target group for the NAAC are the Universities and Colleges in India, for the purpose of Assessment and Accreditation of these Institutions.

❖ **Current status of the programme including revision of guidelines for the Tenth Plan period and relevant importance policy decisions taken**

NAAC completed assessment and accreditation of 512 institutions, the highest figure achieved by any quality assurance agency in world in one year. NAAC is now

processing about 1000 proposals of assessment and accreditation by various institutions.

	Assessment done for the period 2001-2002	Assessment done for the period 2002-2003
Number of institutions accredited	88	251

❖ **Future plan of action indicating development strategies followed for the Tenth Plan**

Development strategies to accredit 1000 institutions per year, providing accreditation outcomes to stake holders and integrating accreditation inputs into policy planning of apex bodies of both central and state governments.

NAAC has completed the process of accreditation of 94 universities and 409 colleges during the past eight years. According to the UGC mandate, the NAAC has proposed that approximately 1000 colleges would be reviewed per year for next five years. It is planning to open four regional centres of NAAC and creation of the following posts at each centre.

Advisor –1, Deputy Advisors – 2, Assistant Advisors – 4 and 6 Personnel for other administrative staff.

The four regional centres would be opened in rented buildings and the computerization and networking of all the regional centres with the Head Officer of NAAC would require an expenditure of approximately Rs. 6 crores.

The Financial estimates during the next five years were broken down year-wise into a capital and revenue expenditure. The capital expenditure includes 20 crores for the new campus building, Rs. 8 crores for equipment and other furniture, Rs. 1.25 crores for research, Rs. 2.5 crores for international collaboration and Rs. 3.75 crores for the library. Thus the total proposed capital expenditure is Rs. 35.5 crores for the next five years.

The revenue expenditure includes expenditure in the head of Salaries and Rent for the regional centres. The accreditation of about 5000 colleges in the five years would incur an expenditure of Rs. 5 crores. The other expenditure includes academic activities, publication, media and other office expenses. A total projected revenue expenditure in the Tenth Plan is Rs. 49.10 crores.

In view of the fact that these are modest projections, the activities of NAAC need to be expanded and creation of four regional centres is quite justified. In accordance with UGC policy of linking of its developmental grants to the universities and colleges based

upon the NAAC ratings, it is quite in fitness of things that the Committee appointed by UGC strongly recommended and forwarded the proposal to the UGC for its consideration and acceptance.

❖ **Seminars/Conferences/Workshops etc. organised by NAAC**

During the reporting year 2002-03, NAAC has organised 45 Seminars, Seminar-cum-Workshops, Expert Committee Meetings on various issues like Improvement of quality education, Assessment and Accreditation of higher educational institutions, university governance, Quality Management, Post-accreditation reviews etc.

❖ **List of publications brought out**

NAAC has published a range of documents to cater to the different segments of the education system. The literature published by NAAC is simple and user-friendly.

The book which are purely promotional are

- o NAAC's Assessment and Accreditation Process
- o Frequently asked Questions and Answers on Assessment and Accreditation
- o Relevance of Assessment and Accreditation in the Indian Context
- o Assessment and Accreditation – a new focus
- o All you want to know about Assessment and Accreditation – a practical guide.

Manuals pertaining to various units of assessment and accreditation are :

- o Manual for self-study for Universities
- o Manual for self-study for Affiliated / Constituent Colleges
- o Manual for Autonomous Colleges
- o Manual for Medical Institution
- o NAAC News

NAAC News is being brought out quarterly to disseminate information related to Assessment and Accreditation to the Higher Education Institutions, Academicians, Various Higher Education Departments of State Governments and Central Governments.

❖ **Important decisions / resolutions of the Commission relevant to NAAC**

It may be mentioned that five acres of land has been acquired by NAAC for construction of its Head Office in Bangalore. UGC has already approved 11.2 crores for building of the campus but money has not been released yet. The financial estimate of the Tenth Plan includes the construction and development of NAAC Head Office. A model of the building was also presented before the members and discussed.

❖ **Deletion and addition of schemes / programmes during Tenth plan period.**

Deletion : MOA and Bye-laws of NAAC. The new amended MOA is duly approved

by the General Council NAAC is registered. The Bye-Laws are under the process of amendment.

Addition : The four regional centres would be opened in rented buildings and the computerization and networking of all the regional centres with the Head Office of NAAC would require an expenditure of approximately Rs. 6 crores.

8.1.4 Information and Library Network Centre (INFLIBNET), Ahmedabad

I. International Caliber - 2003 Report

The 10th National Convention of INFLIBNET Centre, CALIBER – 2003 was converted into an International Event and was successfully organized in collaboration with Nirma Education and Research Foundation, Ahmedabad during 13 - 15th February, 2003. The theme of CALIBER – 2003 was **“Mapping Technology on Libraries and People”**. A total of 316 delegates participated in this convention, which included delegates from USA, Philippines, UK, Sri Lanka and Bangladesh apart from Indian delegates.

The conference was inaugurated by **Shri Narendra Modi**, the Honorable Chief Minister of Gujarat State. Dr. Karsanbhai Patel, Chairman, NERF released the souvenir and CD of CALIBER proceedings. Dr. TAV Murthy, Director, INFLIBNET Centre highlighted the activities & plans of

INFLIBNET for promoting IT culture in academic sector and transforming Indian academic libraries. He also informed about UGC-Infonet programme, which is coming up in a big way. Under the programme, INFLIBNET will subscribe to core journals in electronic form and make them accessible to academic community in India. Dr. Dilip Kumar Basu, Vice-Chancellor, Tripura University delivered the keynote address. Dr. S. Ramani, Chairman, Governing Board of INFLIBNET, in his opening remarks, highlighted the role of private institutions and trusts, who would play a vital role in making the education truly global one. Mr. P. Pannervel (IAS), Municipal Commissioner, Ahmedabad was Chief Guest for valedictory function. Prof. Girish Agrawal, Director, Physical Research Laboratory, Ahmedabad was the guest of honor for this function and highlighted the changing role of librarians in electronic environment. Around 20 companies from the fields of electronic and online information vendors, books publishers, sellers and subscription agencies displayed their products in the Exhibition arranged at the CALIBER venue. A cultural programme with a flavor of Gujarat folk dances was put up by Mudra Institute of Performing Arts, Ahmedabad after the inaugural function.

2. Human Resource Development

a. INFLIBNET – ICSSR -Workshop

A five days workshop on “Access to Social Science Information in the Digital Era” was held at Centre in collaboration with National Social Science Documentation Centre(NASSDOC), ICSSR, New Delhi from 29 April – 3 May, 2002. This workshop was sponsored by Indian Council for Social Science Research (ICSSR), New Delhi and the Netherland Foundation for the Advancement of Tropical Research (WOTRO), The Hague. This workshop was third in its series held at INFLIBNET Centre. The workshop focused on practical handling of Internet and retrieval of Social Science Information on the Web. Participants were provided with sufficient course material with large number of website addresses viz. Subject Gateways, Virtual Libraries, Directories, Mailing Lists, Search Engines etc, dealing with Social Science and allied subjects.

b. Workshop on Network Management for Libraries

INFLIBNET organized 5 day workshop on Network Management for Libraries for developing human resource for network management in academic libraries and institutions during 7 - 11 December, 2002. Prof. S V Raghavan, IIT Madras, chaired and inaugurated the workshop. The workshop was designed to cover various aspects of network management and security with reference to planning of LAN, secure web

hosting and preventive defense (Firewall). This workshop was aimed at imparting specialized training to system administrators, information scientists and others who were entrusted with similar responsibility. The response of the workshop was very encouraging and enthusiastic. 22 participants were trained in this workshop.

c. **In-house Lecture**

Monthly in-house lectures are being successfully conducted at the Centre to share the knowledge and skills among the staff. Under this series, lectures are delivered by a staff member on a particular topic of his / her area of work which in turn enriched the knowledge of others in that area. During this period a lecture was delivered by Dr. Kaiser Nikham, Reader & Management Consultant University of Mysore. She delivered lecture on Metadata Foundations, Potentialities and Applications. The lecture focused on Metadata architecture, standards, applications languages resource description Framework, Registries and metadata future etc.

Shri S K Sharma, Scientist - B (Computer Science) INFLIBNET delivered a lecture on "Information Security Management ISO 17799/BS 7799 Standard". This is a generic standard for information security to protect the data or information from virus, computer hacking, fraud, theft and corruption of information. The In-house

lecture attracted lot of discussion among the staff.

3. **UGC – Infonet Report**

Keeping in view the vision of Dr. Arun Nigavekar, Chairman, University Grants Commission, the technical challenges of the Centre have been galvanized and focused to co-ordinate with 170 universities across the country by signing the MOUs and co-ordinate with ERNET for expediting the survey, issuing of Performa invoices and getting the money release by UGC and training of the manpower at Ahmedabad and New Delhi to take care of the operational aspects of the systems. So far, five training programmes were successfully completed – 4 at ERNET Delhi for the IT personnel and one for library professionals at Ahmedabad to manage the electronic Subscriptions the centres committed to translate the vision of the Hon'ble Chairman into reality by making strenuous efforts and will continue to meet the deadlines in close co-ordination with Prof. Ajit Kembhavi who has been a facilitator in this mission.

First Training Programme on UGC- INFONET

The University Grant Commission has launched an ambitious programme to bring about a qualitative change in the academic infrastructure, especially for higher education. Under this initiative, UGC is

modernizing the University Campuses with State-of-the-art campus wide networks and setting up its own nationwide communication network named UGC-Infonet. Trained manpower is one of the most critical resources for successful implementation of high-tech programmes like UGC-Infonet. Under this programme, INFLIBNET and ERNET India organized the first training programme on “**Basics of Networking, UGC-InfoNet and its management**” during 16 - 21 December, 2002 at ERNET India, New Delhi.

Second Training Programme on UGC Infonet was held during February 24 – March 1, 2003 at ERNET India, New Delhi. 14 participants attended this programme from selected universities.

4. E-Subscription Initiatives

The priority set by Prof. Arun Nigavekar, Chairman, UGC for the Academic and research community on E-subscription took momentum during this period. Hectic efforts have been continued to identify the core journals for subscription. To address this major issue in E-subscription, seven special meetings were convened by Dr. TAV Murthy at different places across the country. These meetings were arranged at different regions to save the expenditure and also for the convenience of the librarians to attend the meeting within the short notification. Around 70 librarians were called to

understand the requirements of the journal titles. The comprehensive list of journal was prepared and sent in Advance. These meetings were helpful to inform the professionals about the E-Journals Subscription Initiative and its benefits.

In order to subscribe scholarly journals and databases, a committee was setup by chairman, UGC. Background work was done relating to identifying different database and full text journals in the initial stage. Several meetings of committees and sub committees have been held to find out the sources, viz abstracting and indexing titles full text databases and gateway portals. Communicated with different vendors, societies for their proposals.

Initially four subjects viz. physics, chemistry, and mathematics, biological sciences have been identified.

For chemistry, access to chemical abstracts, full text access to journals from American chemical society, Royal society of chemistry. For Physics, access to INSPEC, ADS, access to full text journals from Institute of Physics, American Institute of Physics, American Physical Society. For Mathematics, access to mathematical reviews and for Biological sciences access to BIOSIS previews. Apart from this, access to nature journal for 50 universities proposed. The Cambridge University Press journals includes title in Physics, Chemistry, Mathematics, Biology,

Environmental Sciences have also been considered for subscription under the E-journal Subscription.

The universities across the country will also be provided with access to journal contents pages along with abstract for more than 9000 journals in the field of science technologies, Humanities, Social Sciences through gate way portal access. These gate way portals will also provide customize services by providing access to individual library collection as well as link to full text journals subscribed under the UGC Infonet Subscription.

In order to provide archive access to the journals in the area of social sciences and humanities and also a few science titles, initiative has been taken to provide access to Jstore collection, which is not a profit making organization. Efforts are also being made to subscribe full text journals from commercial publishers viz. Esevier, Kluwer, Springer- Verlag, Blackwell, Taylor & Francis etc. However, these journals may be subscribed in parts based on the journal requirement received from different universities.

The entire exercise on e-subscription has made very valid recommendations to the chairman of the UGC for placing order on the merits of the academicians and librarians point of view. The recommendations are being referred to

Governing Board for further necessary action.

E-Sub Regional Meetings Held

The priority set by Prof. Arun Nigavekar, Chairman UGC for the Academic and Research on E-subscription took momentum during this period. One of the major issues in e-subscription is relating to selection of core list of electronic journals and databases in all the major disciplines. In this direction special meetings were convened by Dr. T A V Murthy, Director INFLIBNET at seven different places covering the entire country. This meeting was called at different regions to save the expenditure and also the convenience of the librarians to attend the meeting within the short duration. Around 70 librarians were called to understand the requirement of journal titles. The comprehensive list of journals prepared at the center was sent to around 70 libraries to get the list of useful titles.

5. IRTPLA Program Reports

INFLIBNET Regional Training Programme for Library Automation (IRTPLA), the series of training programmes started by INFLIBNET, was arranged for the following states during April-2002 to March 31, 2003:

Gujarat, Himachal Pradesh and Chandigarh, Jammu and Kashmir, North-East States, West Bengal, Andhra Pradesh, Kerala, Karnataka,

Madhya Pradesh, Uttaranchal, Punjab, Bihar, Jharkhand, Delhi and Rajasthan. About 400 participants got trained in these programmes.

6. **Planner 2003 Announcement**

PLANNER stands for "Convention for Promotion of Library Automation and Networking in North Eastern Region". The aim of this special event is to discuss emerging trends in the field of libraries with special focus on North Eastern Region. This Convention will provide a unique forum to the library professionals, information providers and users involved in automation and networking of libraries to come together and interact on the subjects of mutual interest in the North Eastern region. First PLANNER on Automation of Libraries in North Eastern Region: Trends, Issues and Challenges is being hosted by North Eastern Hill University, Shillong during November 6 - 7, 2003. In future, this special event would regularly be held at North Eastern universities/institutions on rotational basis. Keeping all the above issues in mind, the Programme Committee has selected the theme of the convention as **Automation of Libraries in North East Region: Trends Issues and Challenges**.

7. **Review of DDS – RECON Projects**

A meeting was called by the Director, INFLIBNET at University of Hyderabad, as a follow up of Governing Board resolution

to review the progress made by the six document delivery centres under the DDS project and five libraries under Retrospective conversion project to discuss further course of action. Brief summary of the meeting is given below.

The DDS centers may have qualified person appointed on temporary basis by increasing the stipend to Rs. 5000/- PM for providing the photocopy as well as electronic document delivery service. INFLIBNET should write to UGC for enhancing the salary of Xerox operator and suggest suitable nomenclature for the same. The service should be made popular by publishing the write-up's in major publications. The brochures could also be sent to all heads of the Departments for wide publicity of the service. Committee suggested for including this service in all university home pages. Collect current and complete holding details from all the libraries and prepare a union database from time to time and host it online and a copy may be made available to the libraries.

Regarding the Retroconversion project, the progress is not encouraging as there were hurdles in terms of grants, difficulty in getting trained manpower etc. Not much has been done by these libraries except a good progress from University of Madras and University of Mumbai. Staff from INFLIBNET will visit these libraries and discuss the

problems faced in data conversion work.

8. **Creation of Indian Bibliographic Databases - Initiative**

A meeting was also called by the Director, INFLIBNET in order to initiate and improve access to Indian resources published by creating the bibliographical databases with holding details. Most libraries, museums, archives, learned societies in the country have rich collection of published and unpublished resources in Indian languages. These resources represent unique contributions of Indian scholars in different fields of studies reflecting Indian culture, arts, music, religion, philosophy, politics, science, medicine etc. There is a great need than ever to capture this information and create databases in electronic form and provide an easy access to the same through World Wide Web. He highlighted the importance of Indian scholars' contribution and bring it to global access. He also highlighted the initiatives taken by INFLIBNET in different areas.

General observations on the project:

The country has potential output from the Indian scholars which is yet to reach many . It could be fruitful exercise and INFLIBNET should make a beginning by taking the help of few retired professors and also identify the work done by different people. It was decided to have a small committee to come out with the proposal to be submitted to

UGC and start on experimental basis and host Indian information on the web through INFLIBNET. Dr. TAV Murthy suggested the name of Dr. L S Ramaiah as the chairman of the committee and other members will be included later.

9. **SOUL News**

SOUL - the software developed by INFLIBNET, is attracting more number of libraries and during the reporting period, the following activities were held

SOUL Familiarisation programmes were held at Mumbai, Surat, Kolkata, Chennai, Adipur (Gujarat) and Ahmedabad.. About 325 library professionals took benefit of these programmes.

SOUL Orientation Programme:

Four orientation programmes for SOUL purchasers were conducted during 24 – 26 June, 2002. 16 participants attended the programme who have purchased the software. About 75 persons were trained in installation and operation of SOUL in these programmes, which were held at INFLIBNET Centre from June, 2002 to March, 2003.

SOUL updated version

INFLIBNET Centre formally released Software for University Libraries (SOUL) in February, 2000 during CALIBER at Chennai. The popularity of this library

management software can be gauged from the fact that in a short span of few years it has been supplied to more than 160 institutions. All software have a few bugs initially, which come out with actual usage, and SOUL is no exception. We also received a large number of suggestions from user libraries to improve some functionalities of SOUL. Though we had been carrying out modifications from time to time, based on specific requests from libraries, it was decided to put concentrated efforts and bring out a new version of SOUL, which will meet demands of most of the academic libraries. After strenuous efforts, INFLIBNET came out with a new version of SOUL by the end of February, 2003. After rigorous testing, copies of the new version were sent to 125 user libraries, free of cost, who had bought SOUL earlier. Since in the new version, several database fields and their definitions were changed, a separate utility was developed to help old users to migrate old SOUL database to new one. This utility has also been sent to old users. The updated version of SOUL was also supplied to 35 new users of SOUL.

A training Programme on SOUL was held at Solan, Himachal Pradesh where 18 public and college librarians got training. A demonstration of SOUL was held at IGNOU, New Delhi. IGNOU has decided to provide this software for all its centres across the country for the students to study

the same for all the Regional Centres.

SOUL coordinators and service centres

Keeping in a view of the growing demand of SOUL software, a proposal was mooted through our last Governing Board and clearance received from UGC for setting of Regional co-ordinators and service centres at Mumbai, Patiala, Hyderabad, Bangalore and Ahmedabad. Other regions are picking up and coverage expanded into different states.

10. MARC 21 Based Online Cataloguing System

As a part of MARC 21 standard in our SOUL software and Union databases, a review meeting took place at INFLIBNET Centre and so far incorporate aspects have been placed before the committee, which has greatly admired and appreciated and quite few more suggestions for moving towards the emerging databases at international level with powerful search engines.

11. Web Enabled Expert's Database

Under the DSIR/NISSAT sponsored project on "Developing and Managing a Web Enabled Database of Expert Manpower: Module in the Area of Science and Technology, INFLIBNET Centre has got a mandate to compile and organize profiles of senior scientists, Professors, readers and technologists working in the national

laboratories, S & T departments of central and state governments, institutions of national importance, universities and other R & D organizations. At present “Web Enabled Database of Experts in Science and Technology” contains around 20,000 profiles and the same is available at <http://nissat.inflibnet.ac.in>,

12. Staff Publications:

Twenty two Publications of 15 academic personnel have been published.

13. Awards, Honors and Professional Achievements:

Dr TAV Murthy, Director, INFLIBNET Centre is selected as the new President for for Information Science (SIS), New Delhi. He will also be serving in the Editorial Board of **Journal of Digital Information Management (JDIM ISSN 0972-7272)** -the new international peer reviewed and exclusive journal sponsored by the Digital Information Research Foundation.

Shri V S Cholin, Scientist-B and **Shri Yatrik Patel**, Scientist-B of INFLIBNET Centre have received the “**Second Best Professional Article Award**” in Best Professional Article Competition-2002 of

Raja Rammohun Roy Library Foundation (RRRLF), Kolkatta for their article titled, “*Model Strategic Plan for Public Library and Information System in India: Role of INFLIBNET*”. The article will be published in their prestigious “Grantha” journal of RRRLF.

Shri J K Vijayakumar, Scientific Technical Officer was selected by International Federation of Library Associations (IFLA), Netherlands and Online Computer Library Centre (OCLC), U S A for the prestigious IFLA/OCLC Fellowship-2002. He attended one-month training program based at OCLC, Ohio, USA during April 29 – May 24, 2002. He attended OCLC Users Council and made a presentation at IFLA/OCLC Fellows Panel on “India, INFLIBNET and Indian Librarianship”. He visited so many US Institutions and Libraries, including The Library of Congress, University of Illinois, Mortenson Centre for International Librarianship, Ohio State University, US Govt. Office Press, US Institute of Peace.

14. Budget Allocation

Budget allocation to INFLIBNET Centre for the year 2002-03 is:

Total of Non-Plan (Rs. in Lakhs)			
Financial Year	Particulars of Grants	Sanction/ Allocation Amount	Utilization of the grants
2002-03	For Recurring Expenditure of the centre	188.75	173.89

IXth Plan allocation, sanction on utilisation of the Grants – Under Plan

Total of Non-Plan (Rs. in Lakhs)			
Financial Year	Particulars of Grants	Sanction/ Allocation Amount	Utilization of the grants
2002-03	- For Scientific equipment and computers, Software etc.,	50.00	50.00

8.1.5 Consortium for Educational Communication (CEC), New Delhi Establishment

The University Grants Commission has established the 'Consortium for Educational Communication' (CEC) as an Inter-University Centre, under the Section 12ccc of the UGC act, for providing education to students across the country via electronic media. This has been created as an autonomous body and was registered as a Society on 26th May 1993, under the Societies Registration Act, 1860.

CEC acts as the nodal agency to address the needs of higher education of the country, through the use of electronic media. The UGC has set up seven Education Media Research Centres (EMRC's) and ten Audio Video Research Centres (AVRC's) in various universities/teaching institutions in the country. The Media Centres produce video programmes to enrich the tertiary education. These programmes are disseminated as **Countrywide Classroom** (CWCR) programmes on

television. CWCR takes education beyond the classrooms and aims to develop overall personality of the students by upgrading and updating of knowledge.

Dissemination of CEC Programmes

CWCR was first telecast on the networks of **Doordarshan on 15th August 1984**. For the last 18 years, it has facilitated students and others to become active participants in nation building.

CEC peruses both broadcast as well as non-broadcast modes, to reach the audience. Programmes on VCD as well as VHS Tapes are now readily available and orders from various institutions are being accepted and programmes delivered to their satisfaction. This involves rigorous marketing activity, which is one of the objectives of CEC as spelt out in the CEC's MoA.

Viewership:

Over the years, CEC has built a character of its own. National Viewership Survey held in 1993 indicated, about 18 million people watch CWCR programmes. The second

survey undertaken during 1997 showed that the viewership had risen to 21.8 million viewers. The viewership includes 5 million students and 17 million others (academics, senior citizens, housewives & professionals). In all 50 towns/cities in 6 regions with over 10,000 population were covered in this survey which was conducted by ADMAR.

Multimedia

During Directors' meeting held on 21st and 22nd Aug., 2003 Prof. Arun Nigavekar, Chairman, UGC gave a new vision & Mission to CEC and Media Centres, to provide e-Education to masses through the use of Multimedia tools. With this in mind, CEC and the media Centres have started training key staff members in multimedia production techniques. New projects are in various stages of production and implementation to provide e-content to Universities & Colleges through Interactive CD, UGC-Infonet, Video on Demand, Video Clippings & Animation on demand, smart Library & virtual classroom, Radio on demand, Multimedia package for Teachers, Video Conferencing, Video Streaming etc. This has implication in the reach, equity and economics of higher education.

Website

CEC has launched a website 'www.consortiumeducomm.org' that contains the complete Catalogue of CEC programmes besides other relevant

information. The programme catalogue contains information about programmes including synopsis, duration, and year of production. Order form for VHS/CD's has also been put up. Besides fliers of special Series produced, special packages for specific targets are also put up on the net. These include School Package, Environment package and complete information on University Video Lecture Course. One could also find transmission schedule of CEC programmes on various channels on the site.

Video Streaming

CEC is perhaps the First Education institution in India to launch a low cost '**Video streaming of educational programmes on Internet**'. At present, 10 selected CEC programmes can be watched at MHRD site 'www.education.nic.in' (learning basket) as well as at 'www.consortiumeducomm.org' and can be viewed by anybody at their own convenience. CEC shall soon put up more such programmes on its own site.

Modification of MOA between UGC and CEC

The Memorandum of Association between CEC and UGC has recently been modified and approved by the Governing Body and Council. The MoA has now been signed by the Chairperson, UGC and Director, CEC. This MoA is now at par with MoA's of other Inter-University Centres.

Collaborative Projects.

Vigyan Prasar (VP), an autonomous body under the Deptt. of Science and Technology(DST) with a mandate of popularizing science and technology, has approached CEC for joint production of series of video documentaries on “Senior Scientists of the Country”. It is envisaged that about 30 scientists of repute in India will be covered under this programme. Vigyan Prasar has further proposed to pay Rs.1,25,000/- for production of each programme to CEC. The CEC will coordinate with Media Centres on this and the programmes will be produced by the different Media Centres.

In the first instance CEC was asked to produce programmes on Prof. A.P.J Abdul Kalam, Prof. Satish Dhawan, Prof. Yashpal, Prof.A.R. Rao and Dr. Rajaramanna. Out of the five personalities above, production of programmes on Prof.Yashpal, Prof.A.R. Rao and Dr. Rajaramanna are near completion.

Programme Production

CEC has the largest educational production base in the Country. Educational programmes are produced to capture the socio-cultural and geographical diversity of India. CEC coordinates and provides overall guidance and direction to the activities of the Media Centres.

This year the Media Centres produced 304

programmes in English, 107 programmes in Hindi and 52 half hour capsules in Bengali. In the media tape library of CEC, the total collection of programmes intended to enrich undergraduate education, grew to 7830.

There has been a major shift of focus from a wide variety of topics in the same slot to diversification of the slots in terms of content. Thus instead of UGC Countrywide Classroom programmes with cross disciplinary intentions, and national outreach, we have started accommodating to the needs of the audience and the market forces by fragmenting our outreach to specific interest and language groups. Research on the television software available at CEC, has shown that the collection is rich enough to give a variety fare to special interest groups like students of ayurvedic colleges and students of senior secondary schools of the country.

Telecast of CWCR programmes

UGC-CEC Programmes are being telecast primarily on National Network of Doordarshan. These programmes are transmitted via-INSAT3C satellite and are further being telecast on all Terrestrial Transmitters of the Doordarshan. Director, CEC had a meeting with Mr. K S Sharma, the CEO Prasar Bharati with a request to allocate more telecast time to CEC. Mr.K S. Sharma, was kind enough to agree, which resulted in CEC getting half-an-hour of extra

transmission slot on DDI at 11 O' clock, on non- parliament days.

DD Bharti

Deputy Director General Prasar Bharti and Director, CEC have for the first time signed a MoU on December 12, 2002 for supply of CEC programmes for transmission on DD Bharti. The telecast of such programmes has begun with effect from 14th November, 2002. The MoU has opened up nine slots (8½ hours of transmission) **per week**. It may be kept in mind that DD Bharti falls under "Must to carry Channels". This agreement has opened path to disseminate more of the CEC programmes to a very large audience, within and outside the country. The MoU also spells out possibility of revenue sharing equally between DD Bharti and CEC Copy the document has been submitted to Chairman, UGC.

Health Programmes for duration of one hour, called **HEALTH LINE** are telecast at 8-9 a.m. everyday. One-hour programmes for adult/Children on weekly basis named as **FRONTIERS** are being transmitted at 7.00 p.m. to 8.00 p.m. on every Mondays. Also programmes on Art & Culture, slot named as **SANSKRITIKI** and 30 minutes duration on weekly basis is being transmitted every Sunday at 8:30 to 9:00 p.m.

Gyan Darshan

With effect from January 26, 2000 and in

partnership with IGNOU, NCERT, Doordarshan and others, MHRD has involved CEC in a major way in supply of Educational Programmes to "**Gyan Darshan**", the satellite based Educational Channel of India. **CEC supplies 3 to 4 hours** of programmes a day, in the form of Capsules to the Gyan Darshan Channel.

CWCR Transmission

At present CEC supplies programmes to various Channels as per transmission slot allotted as under:-

Doordarshan (DDI)

05:30-06:00 Daily

11:00-11:30 All Non Parliament days

DD Bharti

08:00 a.m. (Health) one hour every day.

07:00 p.m. (Adult./Children) one hour on all Monday's.

08:30 p.m.-(Art/Culture) half an hour on all Sunday's.

Gyan Darshan

About 3 to 4 hours a day

Total Telecast Duration

The number of hours of CEC telecast has jumped from 26 hrs/month as on January 1, 2000 to 152 hrs/month as on March 31, 2003. This amounts a rise of about six times.

Educational Programmes on Regional Network of DD & Private Satellite

It has been recently observed, the Viewership in regional language channels has increased in India. AVRC Mysore has Since 1998 been supplying half an hour per week of educational programmes in Kannada to Doordarshan for telecast on Sundays & on Mondays. The EMRC Calcutta has now taken initiative and Bengali viewers have been watching our programmes in regional languages. Recent addition of regional telecast are by EMRC & AVRC, Hyderabad and AVRC, Imphal. Attempts to get slots on Hindi, Telugu and Malayalam channels are going on. The production of Kannada language programmes was discontinued since Doordarshan demanded revenue from the slot.

At present, EMRC Kolkata supplies Educational programmes in Bengali to DD 7 on all Saturdays & repeat on Mondays, half an hour a week. Besides this EMRC Kolkata also supplies one hour a day of programmes to local Cable N/w. AVRC Imphal has also been supplying educational programmes in Manipuri/English language which is broadcast half an hour on Saturdays & Mondays.

Media Tape Library

The Media Tape Library at CEC is the depository for various educational programmes produced on different subjects by the EMRC's/AVRC's. At present it houses **more than 10,800 programmes** which

include about 7830 enrichment programmes produced by the Media Centres and 3030 University Video Lectures produced with the help of best of the Professors in the Universities. In order to introduce variety from other countries the Library has also some programmes produced by International Agencies in Science & Technology. The information relating to the programmes in CEC Library is computerized and for this **unique computer software has been developed** by the CEC. Updated information on programmes in the library can be accessed on any subject, topic etc. using key words.

CEC Satellite Educational Channel

With the launch of 'Technology channel' called "Ekalavya" on January 26 2003, the demand to start a Higher Education/UGC-CEC channel for students studying higher education is an undeniable fact. In this regard a couple of meetings with the Ministry of Human Resource Development have been held. CEC has submitted a project proposal, both to the MHRD and UGC, for seeking funds on the project. It is intended to start telecast of two Channels of CEC programme. One Channel would be broadcasting the enrichment programmes and other the curriculum programme for undergraduate students. The date for launch of the Channel shall be in 2004, subject to

approval of the project and sanctions by the MHRD/UGC.

From Capsuling to Disseminating Platform.

With the introduction of Compression technology such as MPEG-2, the Digital transmission has increased the number of channels that can be accommodated on a satellite transponder. With the possibility of introduction of Conditional Access System (CAS) in Metros' and the DTH by DD and other private satellite channel operators, CEC is preparing to make educational programmes reach homes through such deliveries. The advantage of such a network is that the Interference of Cable Operators could be minimized. DD is coming up with DTH transmission, similarly Sony, Zee and other Channel operators are also planning to come up with their own DTH platforms. CEC is therefore all set to migrate from traditional Capsuling platform to Dissemination of signal to various Networks. CEC-UGC Channel shall be one in this direction, which would be a Free-to-air channel and as & when CAS is introduced in Metro's, the entire Free-to-air channels including the CEC-UGC Channel, shall be available to a large section of viewers.

Radio Channel

In December 2002, government has changed the policy on FM radio for use by educational Institutional and communities. Educational

institutions shall be permitted to come up with fifty-Watt of FM transmitters, which may cost about Rupees 10 Lakhs and cater to a radial distance of 8-15 Km's. CEC and Media Centres have prepared project proposals for seeking funding from UGC to produce Radio programmes and to transmit it. Applications for licenses to start campus radio have also been put forward by selected media Centres. The approval on this is awaited.

Awards ceremony of 13th & 14th 'UGC-CEC Educational Video Competition'

UGC-CEC Educational Video Competition was started in 1988 to arouse competitive spirit among the Media Centres, and to nurture, encourage and recognize excellence in Educational Video Production in India. From 1997, the competition has been thrown open to all citizens and organisations in India who are engaged in educational programme production and thus became a truly national competition.

The 14th "UGC-CEC Educational Video Competition" held at CEC, between 29th April to 11th May, 2002, received 181 entries for the Competition, which include 150 entries from UGC-CEC Media Centres and **31 entries from 15 Organizations and individuals**. Out of the total 25 awards, 23 entries won awards in various categories, such as Best Educational programmes for any audience, Under-Graduates, children, teachers, etc. This year's 'Vikram Sarabhai

Lifetime Award' for achievement in Educational communication was offered to Mr. Kiran Karnik, President NASCOMM for his contribution to the field of Developmental Educational communication. The award ceremony was held on August 20, 2002 at INSA Auditorium and the awards for 13th & 14th Video Competitions were presented by Prof Arun Nigavekar, Chairperson, University Grants Commission. The function was attended by more than 250 invitees.

15th Video competition

15th UGC-CEC Educational Video Competition, 2002 was organized at CEC, Delhi. On the whole we received a record number 192 entries for 25 awards to be given away. The screening of the jury was held at CEC in the month of February – March, 2003. The Competition received entries from 24 organizations/individuals other than UGC-CEC Media Centres who have produced educational programmes in various categories. The award ceremony of the Competition is yet to be held.

Publication of Monthly CWCR News

In the past, CWCR newsletter was being published and distributed to a large number of viewers on monthly basis, from CEC. **It consists of CWCR telecast schedule,** important articles on Media/Educational TV and regular features like letters from viewers, synopsis of the programmes and

comments from the Director, CEC. This newsletter has been suspended in 2000, in view of approval from UGC. This year also the publication of the newsletter was suspended as the approval on this is still awaited from the UGC.

Marketing of CEC programmes

CEC has now taken up the responsibility of marketing its programmes on its own. Till 2001, CEC programmes were being marketed by a project Education International (EI). This Project had about six staff and was ordered to be closed by UGC, on 31st March 2001. At the time of closure, programmes of different clients were pending.

With the approval of Chairperson-UGC to re-appoint an ex-EI person, marketing activities are now taking place. Total order value received by CEC from institutions, individuals etc., has amounted to approximately Rs. 40 Lakhs. A major chunk of orders received have been cleared. Simultaneously, new orders are now being accepted. Programmes, which were earlier being delivered on VHS tapes, are now being supplied on VCD's, also. Next phase of our Marketing strategy would be stepping up of activity to brand series of our programmes, packaging the product to international quality, engage agents to market our product fiercely, competitively across the country and internationally.

Catalogue

New and updated catalogue of programme produced electronically or on hard copy, always remain a necessity. Updating the catalogue work has now been taken up. Media Centres have been asked to provide a fresh details of programmes. Responses are being received and this would be compiled into separate catalogue for Hindi and English programmes. At present the Catalogue of CEC programmes besides other information is available on the CEC Web page.

Budget

There was no budget allocation for the year, 2002-03 under the Plan Grant. Grants released by the UGC for the year under non-plan were Rs. 80 Lakhs and expenditure incurred was Rs. 74.18 Lakhs.

Governing Board Meeting

Finance Committee, Governing Board and Governing Council meeting of CEC could not be held during the year.

Director's Meeting

To coordinate seventeen Media Centres spread across the country on production, management, planning and Transmission activities, the 67th & 68th Directors' Meeting was held on 22-23 October 2001 at CEC. Besides Directors from all the Media Centres, concerned officers from the UGC and CEC, the meeting was chaired by the

Chairman UGC. Important issues concerning CEC and Media Centres were discussed in these meetings.

Technical Advisory Committee

The Technical Advisory Committee (TAC) meetings to recommend the UGC on the sanction of Non-Recurring budget that can be sanctioned to Media Centres and CEC is being regularly held at CEC. The 10th TAC meeting was held on 2nd January 2003. The recommendations of the 10th TAC meeting were approved by the UGC, which resulted in the release of non-recurring funds to Media Centres and CEC after a gap of three to four years. Purchase of Multimedia equipment package part of the process is in progress.

Reply to Viewer's letters

Letters are being received from viewers across the country as feedback of CEC programmes transmitted on various Channels, is being answered regularly by the Research Scientist, CEC.

Monitoring of CWCR Telecast

The monitoring of the telecast is being done regularly on Transmission Log Book and a feedback report generated is being sent to concerned authorities at Doordarshan, IGNOU etc., for necessary action at their end. In order to sort out such problems (mentioned in the monitoring report of CEC) CEO, Prasar Bharti and Chief Engineer, Directorate General Doordarshan called

separate meetings on above along with the concerned officials from DD and IGNOU.

Preview of Programmes

Joint Director (SW), Producer and Research Scientist conduct preview of all programmes received from Media Centres and other sources to check for the quality and factual errors in the programmes. This is being done regularly every month as and when the programmes are received by CEC. Programmes received are accordingly accepted for telecast or rejected and returned to the Centres. The Media Centres are further given feedback based on the preview.

Maintenance and Technical Work

Regular Preventive and breakdown maintenance is carried by in-house maintenance team of the CEC, which results in minimal down time and optimal use of studio equipment. The Technical team of CEC has also coordinated and repaired equipment from Media Centres which are pending for repairs with them since long.

Programmes for Prime Minister's Office

CEC received a request form PMO for supply of 41 select programmes of CEC on payment basis. CEC has delivered the copy of such programmes on Video Compact Disc. This is for the second time, CEC programmes were delivered to Prime Minister's office. CEC is in process of arranging a presentation ceremony for VCDs

to be delivered to Minister of State in PMO in the presence of Chairperson-UGC. This was derailed because of cabinet reshuffle.

Administrative

The total staff sanctioned to CEC is 54, while at present the number of staff working in CEC is only 26. The shortage of staff has effected in proficient working of CEC. This office has approached the UGC to approve filling up of the vacant positions, so as to keep up the new and added commitments.

8.2 Centres of National facilities

In addition to the Inter-University Centres, the UGC has also established national facilities centres in selected Universities and also assisting them regularly.

❖ Western Regional Instrumentation Centre, Mumbai

This centre was established by the University Grants Commission in 1978, under the administrative control of Bombay University with the objective to provide training to staff working in University Science Instrumentation Centres (USIC) and the students for proper use and maintenance of instruments, conducting advanced study programmes such as workshops, seminars for teachers, Research Workers from Universities, National Laboratories and Industries etc. The centre is being funded by UGC on cent percent basis from plan to plan. During Ninth Plan

period, the total grant of Rs. 65.79 lakhs was paid to the centre.

❖ **MST Radar Centre, Tirupati**

The UGC has established a Centre for MST Radar applications in the Physics Department of Sri Venkateswara University, Tirupati in 1990 to utilise the National MST Radar facilities by the researchers and the scientists in universities. On the basis of the recommendations of the Review Committee, the UGC has agreed to provide Rs. 52.00 lakhs i.e. Rs. 10.00 lakhs towards Non-recurring (Equipment) and Rs. 42.00 lakhs recurring expenditure during the Ninth Plan period.

❖ **Inter University Centre for Humanities and Social Sciences, Indian Institute of Advanced Studies, Shimla**

The Memorandum of Association between the UGC and the Indian Institute of Advanced Studies, Shimla was signed in 1991 for a period of 10 years i.e. upto January, 2001. The main objectives of the centre are to invite teachers from Universities and Colleges to the institute as associates of the

Inter-University Centre, organise Research Seminars for researchers and young teachers and to organise Study weeks for discussing important issues of national and international interest. The Commission has decided to assist this centre on project mode basis, year to year, with a financial support of Rs. 35.00 lakhs per annum.

❖ **Crystal Growth Centre, Anna University, Chennai**

The Centre, established in 1982, has been functioning with the following objectives:

- To develop facilities for growth and characterization of crystal of technological and industrial importance.
- To bridge the gap between needy industries and Laboratories Research.
- To cater to the needs of various institutions in India with regard to requirement of special crystal for research.

The details of budget allocation, release of grants etc. during 2002-03 are as given below:

(Rs. in lakhs)

S. No.	Centre of National Facilities	Plan	
		Budget Allocation	Release of grants
1.	WRIC, Mumbai	150.00	129.90
2.	IIAS, Shimla	35.00	27.31
3.	MST Radar Centre, Tirupati	15.00	12.50
	TOTAL	200.00	169.71

HIGHLIGHTS OF VARIOUS CENTRES OF NATIONAL FACILITIES : 2002-2003

8.2.1. UGC-SVU Centre for MST Radar Applications, Sri Venkateswara University, Tirupati

The Centre was established as a major national facility for carrying out research in middle atmospheric dynamics, with State-of-Art instrumentation. The highlights of the centre during 2002-2003 were:

- Twenty six faculty members and research scholars from different Universities visited UGC-SVU Centre for MST Radar Applications and conducted experiments making use of the facilities available at the UGC-SVU Centre.
- Experiments were conducted to study modulation of tropical tropopause by equatorial waves, stratospheric turbulence parameters using LIDAR, short period gravity waves and associated momentum fluxes in the tropical middle atmosphere, characteristics of the lower and middle atmosphere during occurrence of tropical cyclones, Leonid meteor showers, atmospheric irregularities using radio scintillation and MST Radar Technique.
- Real – time wind and wind shear data was provided for the PSLV C – 4 GSLV

D – 2 rocket launches from SHAR Centre, Sriharikota.

- Fourteen papers were published in National and International scientific journals of high impact factor.
- Eight students were awarded Ph.D. degrees for MST Radar related research work.
- Sixth User Scientists Workshop was conducted during 26-27 February 2003 in which 56 faculty members and research scholars participated and 60 papers were presented.

8.2.2. Indian Institute of Advanced Study, Shimla (Inter-University Centre for Humanities and Social Sciences)

The Inter-University Centre for Humanities and Social Sciences, which is a part of the Indian Institute of Advanced Study (IIAS), Shimla, came into being in January, 1991, with the signing of a Memorandum of Understanding between the University Grants Commission (UGC) and the Institute. The Institute has been able to create a unique atmosphere for the pursuit of research and the life of scholarly reflection and contemplation. The Associates of the Inter-University Centre, drawn from colleges and universities across the country, are inducted into this community and, almost without exception, they have found their short stay very stimulating.

❖ **Academic Programme**

The academic programme of the Centre has three basic components (a) the scheme of Associateship; (b) the organization of Research Seminars in different parts of the country; and (c) the holding of Study Weeks on problems of national and international interest at the Institute in Shimla.

(a) Associateship

During the year 2002-2003, 144 university and college teachers availed the Associateships from all over the country to spend upto three months at the Institute. All the Associates who visited the Institute so far, were highly appreciative, as evidenced by their reports, of the opportunity given to them to visit the Institute. Most of them agreed that there could not be better library facilities elsewhere in the country, and that the opportunity to participate in the Academic activities of the Institute was of great value to them and that it would stand them in good stead when they return to their normal teaching work in colleges and universities. The Associates use this period (a) to try and complete some research they might have been engaged in for some time; (b) to revise their doctoral dissertation; (c) to catch up with their reading in the Institute's library; and (d) to have interaction with Fellows of the Institute and distinguished occasional visitors from India

as well as abroad. Also, the Associates take part in the Seminars and Conferences, both national and international, which are among the regular activities of the Institute.

(b) Research Seminars

Research Seminars are organized in different parts of the country. They are meant primarily for young teachers and researchers in different regions who are put in touch with distinguished members of the faculty drawn from various universities. The following research seminars were organized during the year 2002-2003.

- (i) A National Seminar on "Society and Ecology in the Himalaya: Linking Theory and Practice" on 14 to 16 November, 2002 under the aegis of Inter-University Centre for Humanities and Social Sciences.
- (ii) A National Seminar on "Contemporary Writings and the Arts-the Cultural Scenario of South India: Region, Literature and Culture" was organized by Inter-University Centre for Humanities and Social Sciences (IUC)/IIAS, Shimla from 25 to 28 January, 2002 at Port Blair.
- (iii) A National Seminar on "Consciousness, Society and Values" was held on 17 and 18 January 2003 in collaboration with the department of Philosophy, Goa University, Goa, under the Inter-University Centre for Humanities and Social Sciences.

(c) **Study Weeks / Symposiums**

Study Weeks, organized by the Centre, bring together eminent scholars who spend a week at the Centre debating on an issue which is of considerable current academic and practical significance. The participants in the Study Week are scholars who have already made a significant contribution to the debate around the topic to which the Study Weeks in question are devoted. During the year 2002-2003, no study week was organized.

❖ **Weekly Seminars given by IUC Associates**

An important feature of the academic life of the Institute is its regular Weekly Seminars. Besides the Fellows of the Institute, Faculty members of Himachal Pradesh University and other scholars visiting the Institute attend these seminars. The 137 Associates of IUC gave the seminars basing on their research work from 1st April, 2002 to 31st March, 2003.

❖ **IUC Journal**

Two issues of the IUC Journal, Studies in Humanities and Social Sciences, (Vol. IX, No.1, Vol. IX No.2) were published during the year 2002-2003.

❖ **Publications**

The Centre also has a modest publications programme. In 2002-2003, the Centre

published an occasional paper on "Tegore, Rilke, Gibran: A Comparative Study" by Rosy Singh.

❖ **Authorities**

The Director of the Indian Institute of Advanced Study is also the Director of the Centre. The Centre has an Academic Committee with Director as Chairman which advises it on all academic matters. The highest decision making body of the Centre is a Coordination Committee with the Chairperson of the UGC as its Chair and the Director, IAS, as its Co-Chair.

❖ **Accounts**

During the year 2002-2003, a grant of Rs. 27.31 lakhs was released by the University Grants Commission for its various activities.

8.2.3. Western Regional Instrumentation Centre, Mumbai

The Western Regional Instrumentation Centre, Mumbai, an institution funded on cent percent basis by the University Grants Commission, continues to serve as a resource centre in instrumentation for the University Science Instrumentation Centres (USICs) in various universities and for academic institutions of higher education. The Centre offers (i) training programmes, (ii) repairs & maintenance services, (iii) test & calibration services, (iv) mechanical workshop with CNC machines, (v) optical

shop service and glass blowing facility, (vi) projects & consultancy services, (vii) computer fabrication, upgradation and maintenance services, (viii) research, design and development facilities, (ix) sophisticated analytical instrumentation services, and (x) library & information services. These services are availed by academic institutions, R & D laboratories and industries.

❖ **Service offered**

Training and education; design and development of instruments and teaching aids; repairs, maintenance and fabrication; test and calibration of instruments; sophisticated analytical measurements; mechanical shop with CNC lathe machines, optical shop and glass blowing services; PC and printer maintenance and networking; projects and consultancy; documentation and information.

- No. of instruments repaired : 193
- No. of instruments calibrated : 283
- Instrumental analysis services : 57
- No. of training programmes : 14 (Total No. of participants=353);
Male = 254,
Female = 99
New programmes:
(i) PC & Printers
Hardware
Maintenance;

(ii) Networking of Computers;
(iii) Operation, Preventive Maintenance and Calibration of Sophisticated Analytical Instruments.

- Major equipment addition: Thermo Elemental Atomic Absorption Spectrophotometer Digital Test Gauge and High voltage Probe JASCO High Performance Liquid Chromatograph.
- No. of books added to the Library: 44

❖ **Research and Development Projects :**

1. "Design and development of ignition power supply for xenon lamps upto 450 watt" (sponsored by UGC) – in progress.
2. "Development of pulse oxymeter module", for L & T. – in progress.
3. "Design and development of alertness monitoring instrument", for L & T. – in progress.
4. "Development of auto off timer" – completed.
5. "Microcontroller 89C205 I – based (a)

digital frequency indicator with 0.01 Hz resolution, (b) 4 digit frequency counter, and (c) digit period counter” – completed.

6. “Microcontroller 80552-based autocalibrating weighing machine” – completed.
7. “Design of teaching aids for measurement of potentials for biomedical engineering teachers” – in progress.
8. “Development of special anti-reflection coatings and protective layer coatings and their evaluation” – in progress.
9. “Design and development of fibre length measuring instrument” – in progress.
10. “Design and development of thermal analysis system” – in progress.

❖ **Guest House**

The work of construction of WRIC Guest House was completed, and it was formally inaugurated on 5th September, 2002. It has four fully-furnished, double-seated rooms.

8.3 National Information Centres

Besides, the Inter-University Centre and Centres of National Facilities, the Commission has also established three National Information Centres during Ninth

Plan namely, National Centre for Science Information, Indian Institute of Science, Bangalore; National Social Science Information Centre, M.S. University of Baroda, Vadodara, and National Information Centre, SNDT Women’s University, Mumbai subject to the condition that the financial assistance to these Centres would be available only upto the end of Ninth Plan and no further assistance would be provided under this scheme. In view of UGC network and creation of digital repository by Universities, the UGC has decided to close these Centres and hence no assistance will be provided during the Tenth Plan.

Chapter 9

PROMOTION AND PRESERVATION OF INDIAN CULTURE, HERITAGE AND VALUES

9. PROMOTION AND PRESERVATION OF INDIAN CULTURE, HERITAGE AND VALUES

9.1 Special Studies on Social Thinkers and Leaders

India has a heritage of great thinkers and social leaders whose revolutionary and path-breaking thoughts and actions have left a lasting impact not only in India but also on the whole world. To acquaint teachers and students in Universities with their thoughts and actions and to involve them on studies and research, the UGC has been providing assistance to the universities, on selective basis, for setting up and running the centres of Gandhian, Buddhist, Nehru, Ambedkar, Swami Vivekananda, Dr. Rabindra Nath Tagore, Dr. Zakir Hussain, Pt. Madan Mohan Malviya, Dr. S. Radhakrishnan and Sardar Vallabh Bhai Patel Studies.

(a) Gandhian Studies

The scheme was initiated by the UGC in the year 1983. Under the scheme, financial assistance is provided by the UGC on cent percent basis for setting up centres of Gandhian Studies in Universities for conducting programmes in order to acquaint teachers and students with the thoughts and ideas of Mahatma Gandhi.

The UGC set up Gandhian Studies

Centres in 14 Universities during Ninth Plan. These were established for a duration of five years from the date of their establishment. A total grant of Rs. 8.51 lakhs was released to the centres during the fiscal year 2002-2003 for carrying out their activities.

(b) Buddhist Studies

The UGC has been providing assistance for the promotion of Buddhist Studies to selected universities on cent percent basis, outside the plan allocation since 1st April, 1998.

During Ninth Plan, the UGC has set up centres for Buddhist Studies in Banaras Hindu University, Varanasi and M.L. Sukhadia University, Udaipur.

A total grant of Rs. 1.30 lakhs was released during 2002-2003.

(c) Nehru Studies

It was decided that those universities which conduct programmes on Gandhian Studies can also include Nehru Studies in their scheme of activities. Accordingly, in the year 1998, some universities having Centres of Gandhian Studies took up Nehru Studies Programme as well, with the objective to inculcate the philosophy and thoughts of Nehru and

the relevance of his ideas in the present day context. Nehru Studies programme is also supported on cent percent basis by the UGC.

During Ninth Plan, the UGC set up Centres for Nehru Studies in Pondicherry University, Pondicherry, Aligarh Muslim University, Aligarh and Himachal Pradesh University, Shimla. A total grant of Rs. 2.75 lakhs was released to these universities for carrying out their activities during 2002-2003.

(d) Ambedkar Studies

The scheme of Ambedkar Studies was introduced by the UGC in 1998-1999, to acquaint teachers and students with the thoughts and ideas of Dr. Ambedkar. The UGC has set up

centres at Kuvempu, Kurukshetra, Jadavpur and Bangalore Universities during the Ninth Plan and a grant of Rs. 3.30 lakhs as first instalment was also released to each of these centres, totalling Rs. 13.20 lakhs during the financial year 1999-2000. No grant was released during 2002-2003.

(e) Centres on New Personalities

The Commission approved ten more new centres on new personalities in various universities on the basis of the recommendations of the Standing Committee and also conveyed its approval to the following ten universities in March, 2001 and simultaneously released a grant of Rs. 4.60 lakhs to each university for carrying out their activities after

S. No.	Name of University	Centre Established on
1.	Avinashilingam Institute for Home Science and Higher Education for Women, Coimbatore	Swami Vivekananda
2.	Panjab University, Chandigarh	Swami Vivekananda
3.	Guru Nanak Dev University, Amritsar	Swami Vivekananda
4.	Himachal Pradesh University, Shimla	Swami Vivekananda
5.	Jadavpur University, Calcutta	Dr. Rabindra Nath Tagore
6.	Karnataka University, Dharwad	Dr. Zakir Hussain
7.	Madurai Kamraj University, Madurai	Dr. Zakir Hussain
8.	Gorakhpur University, Gorakhpur	Pt. Madan Mohan Malviya
9.	Rabindra Bharati University, Calcutta	Dr. S. Rdhakrishnan
10.	Sardar Patel University, Vallabh Vidyanagar	Sardar Vallabh Bhai Patel

receiving the acceptance of terms and conditions of the scheme.

The above Centres would be tenable for a period of five years from the date of establishment of the Centre.

During 2002-2003, a grant of Rs. 6.50 lakhs was also released to three centres for carrying out their activities. **The UGC allocated an amount of Rs. 50.00 lakhs to all the above studies centres during the fiscal year 2002-2003. The guidelines of the scheme for Tenth Plan are being finalised.**

9.2 Value Education

The objective of the scheme is to promote Value Education in Universities Colleges. The component of Value Education is ingrained in various regular courses and programmes. A National Seminar on Human Values and life skills in Higher Education was organized by NIEPA on behalf of UGC. The main objective of the workshop was to pursue the content of moral education for each level of students and to design for appropriate tools, techniques and strategies for the purpose. A Committee has been re-constituted to frame the detailed syllabus / course of study on Value Education.

An amount of Rs. 2.42 lakh was released during the financial year 2002-03 against the budget allocation of Rs. 50.00 lakh.

9.3 Human Rights and Duties Education

The Commission has been providing financial assistance to the Universities and Colleges for introduction of P.G. Degree, Diploma and Certificate Courses in Human Rights and Duties Education as well as for holding Seminars, Symposia and Workshops in Human Rights and Duties Education for spreading awareness about the Human Rights and Duties Education among the teachers and students.

A Standing Committee on Human Rights and Duties Education has been constituted to advise the Commission regarding implementation, monitoring and other related issues of Human Rights and Duties Education.

During the year 2002-2003, the following programmes have been approved for financial assistance in various Universities and Colleges.

S.No.	Purpose	Number of Institutions
1.	Seminars	Eight Universities Eighteen Colleges
2.	Symposia	One University Two Colleges
3.	Workshops	One College

An amount of Rs. 19.57 lakhs was paid to 16 Universities and 23 Colleges under this programme during the reporting year.

Chapter 10

DEVELOPMENT OF ENGINEERING AND TECHNOLOGICAL, MANAGEMENT AND COMPUTER EDUCATION

a package of Rs. 7.00 lakhs has been approved by the Commission for this purpose. So far, the Commission has provided financial assistance to 67 Universities, which have already availed themselves of the UGC assistance for introduction of MBA Programme.

During Tenth plan period, the Commission has released grants amounting to Rs. 37.01 lakhs to the Universities / Institutions as per the details given below:

(Rs. in lakhs)

Year	Budget Allocation	Grant released	No. of beneficiaries
2002-2003	50.00	37.01	9 Universities

10.3 Development of Computer Education and Upgradation / Augmentation of Computer facilities

The UGC has been providing financial assistance to universities and colleges for the development computer education, upgradation and augmentation of computer facilities by implementing the following schemes.

- Establishment and Upgradation of Computer Centres in Universities.
- Computer Man Power Development Courses.
- Introduction of Computer Application Paper at the Post-graduate Level.

- Grants for strengthening of Computer lab for Computer Science Departments.
- Training of college teachers for computer awareness.
- Creation of Computer Facilities in colleges.
- Establishment of UGC Network Resource Centres in Colleges.

A. Establishment and Upgradation of Computer Centres in Universities

a) Establishment of Computer Centres in Universities

The UGC has been assisting universities for setting up of computer centres since 1970 for use in research and training, in application of computers in every field / subject and in examinations / administration related work. Under the scheme, the UGC provides non-recurring grant ranging between 20-50 lakhs to procure suitable Hardware / Software facilities and for site preparation. Recurring grant for salary of technical staff, maintenance of computers and contingency expenses is also provided under the scheme for a period of five years. The UGC has, so far, provided grant to establish computer centres in 136 universities.

b) Upgradation / Modernisation of existing Computer Centres in Universities.

In view of the limited life of a computer system and the rate of obsolescence, the UGC considers replacement and upgradation of the hardware given for a computer centre after 7-8 years. For each centre, financial assistance varying between 20 to 50 lakhs is being provided for upgradation / replacement of obsolete computer hardware and for networking facilities. So far, 88 Computer Centres have been supported under this scheme.

B. Computer Man-power Development Courses

In order to make available human resources in the field of computers, the UGC has also been providing assistance, since 1983, to those Universities which have the UGC supported Computer Centres for introducing and conducting courses such as Master of Computer Applications (MCA) and M.Sc. in Computer Science. Upto 31.03.2003, the number of universities assisted by the UGC for introducing and conducting various computer science courses is 67 for MCA and two for M.Sc. (Computer Science). For running these Computer Science Courses, the UGC is providing salary for the teaching staff including guest faculty.

C. Computer Application Paper at the Post Graduate Level

The UGC has been providing financial assistance to universities, since 1992-93, for starting Computer Application as an additional paper at the post-graduate level in all subjects wherever relevant. The university is required to submit prescribed syllabus for this paper in the relevant subject to the UGC while applying for the grant under the scheme.

A non-recurring grant of Rs. 8.00 lakhs is provided to a University for setting up Computer Laboratory under this scheme. In addition to this, selected universities are also being provided with a recurring grant of Rs. 1.00 lakh during first year and 1.50 lakhs per annum for next four years for contingent expenditure in the form of stationery, consumables, honorarium to technical assistants etc. The above assistance is provided for universities and PG colleges to cover at least three PG departments. However, when the scheme is implemented for single PG department, the assistance would be limited to only Rs. 3.00 lakhs as a non-recurring grant. So far, 74 Universities / Colleges were assisted under this scheme.

D. Grants for strengthening Computer Laboratory for Computer Science Departments of Universities

The Commission has been assisting the departments of Computer Science in

universities for Computer Lab facilities for running MCA/M.Sc. (Computer Science) courses since 1998-99. A grant upto Rs. 10.00 lakhs is being provided to each university under the scheme. So far, 40 Universities were supported under this scheme.

E. Training of College Teachers for Computer Awareness

Under the scheme, the UGC has been providing financial assistance, since 1993, to the universities for conducting computer-training programme of two weeks duration for teachers and administrative officers of colleges. The UGC has, so far, approved 135 such programmes. In general, one training programme covers 30 participants from 15 colleges.

F. Creation of Computer facilities in Colleges

The University Grants Commission has been assisting colleges, since 1987, for procuring Personal Computers, Printer, CVT and relevant system and application software. The objective of the scheme is to create awareness among students and teachers / staff about the use of computer in various activities like administration, finance, examination and research.

The financial assistance to each college varies from Rs. 1.00 lakh to Rs. 1.50 lakhs. So far, the UGC has assisted 3919 Colleges.

Out of these, 650 Colleges have been assisted for the second time for the purpose of upgradation or replacement of the existing obsolete computer facilities.

G. Establishment of UGC Network Resource Centres in Colleges

In Tenth plan, the UGC has started assisting colleges for establishing “UGC Network Resource Centres”. The assistance is provided for the purchase of computer and also for Internet Connectivity. The UGC has, so far, assisted 818 colleges for the establishment of UGC Network Resource Centres. The details are as given below:

Purpose	No. of Colleges assisted during Tenth Plan
A. <u>Purchase of Computers</u>	
a) First time	215
b) Second time	403
B. For Internet Connectivity	200
Total	818

BUDGET

The UGC has provided the grant under the above mentioned schemes from the plan grant received from the Govt. of India for “Information Communication & Computer Education” under Budget Head 4.2.4.

A total grant of Rs. 121.06 lakhs and Rs. 586.80 lakhs was released to Universities and Colleges respectively during the reporting year 2002-03.

Chapter 11

EDUCATIONAL OUTREACH ACTIVITIES

II EDUCATIONAL OUTREACH ACTIVITIES

II.1 Adult, Continuing Education and Extension and Field Outreach (ACEE & FO)

In order to implement the programme of eradication of illiteracy from the country, the University Grants Commission, since 1978, has commenced various programmes in Higher Education system namely, National Adult Education Programme (NAEP-1978 to 1983), Adult Continuing Education Programme (ACEP-1983-1990), 16/20 Point Programme of Government of India (1983 to 1989), Area Based Approach Programme (ABAP-1989 to 1992), Total Literacy Campaign Programme (TLCP-1992-1997), and Ninth Plan Programme of Adult, Continuing Education and Extension & Field Outreach (ACEE & FO 1997 to 2002) by involving the centres/departments of Adult Education of Universities/Institutions. These Institutions, in turn involving students and teachers, have organised programmes such as Literacy, Post-Literacy, Continuing Education, Science for People, Environment Education, Legal Literacy and Technology Transfer.

During Ninth Plan, the Programme of Adult, Continuing Education and Extension and Field Outreach has been implemented (1997-2002) by envisaging the following three approaches :

- (i) The Continuing Education programme should be targeted towards those who have had the benefit of university education but need to return, either for updating their knowledge or skills or acquiring new skills. These could include groups/participants from industry and the services. These courses could be short-term or offered as certificate/diploma courses. They could be for those already in service or for the unemployed to improve their employability.
- (ii) Adult and Extension Education should include programmes of training of a short-term nature aimed at various groups who would not normally be entrants in the university system. These courses could be skill-based such as skills for income generation, entrepreneurship development, family life education, value education and social issues.
- (iii) Community outreach activities would include the responsibility to reach out to society, whether it be specific disadvantaged groups, viz. bonded labour, child workers, street children or organizations such as primary health centers or municipal/zila parishad school or a geographical community such as urban slums or a village.

The University Grants Commission was providing financial assistance to the centres/ departments of Adult Education for their activities/programmes and salary of the staff working therein up to 31st March, 1997. In the Ninth Plan, the assistance for the staff salary was made available to 73 centres/ departments out of the development grants up to 31st March, 2000. Since 1st April, 2000 onwards, the UGC has withdrawn its liability of financial assistance for the staff salary and is paying grants for their activities/ programmes only.

The Commission has also been providing teachers from Universities/Colleges to work with Bharat Gyan Vigyan Samiti (BGVS) and Bharat Jan Vigyan Jatha (BJVJ) respectively, and paying the salary for the substitute teachers, if appointed by the Universities/ Colleges. During 2002-2003, the UGC has awarded one fellowship to work with Bharat Gyan Vigyan Samiti (BGVS).

For implementation of the programme, a total grant of Rs. 96.39 lakhs was released against the budget allocation of Rs. 100.00 lakhs for the year 2002-2003 to the centres/ departments of Adult and Continuing Education of 41 universities. The guidelines of the scheme for Tenth Plan are under preparation.

11.2 UGC-UNFPA Project on Population and Development Education in Higher Education System

The University Grants Commission has been assisting Universities and Colleges for the promotion of Population and Development Education in the University System since 1983. The main objective of the programme is to enable the youth in Universities and Colleges and through them the community, to comprehend clearly the issues relating to quality of life, gender equity, reproductive health, AIDS, impact of population growth on society and the nation etc.. To attain this objective, the UGC has set up 17 Population Education Resource Centres (PERCs) in selected Universities as a joint project undertaken with the United Nations Population Fund (UNFPA). These Centres provide technical support to the University system and also provide resource support for various activities relating to curriculum development, teaching and learning material.

As per the Third Phase project agreement, the UNFPA provides funds for conducting various activities under the project. The contribution of the Government of India is towards salaries of the staff employed in the Population Education Unit (PEU), UGC and the PERCs, infrastructural facilities, provision of equipment and other miscellaneous expenditure. The phase proposed the continuation of the project with an emphasis on national capacity building, adolescence education and improved management systems to realize the set of objectives in

tune with the International Conference on Population and Development, Cairo (1994).

Capacity building of the PERCs and their strengthening are being undertaken to consolidate their programme and training capacity. These are being done through development of linkages, workshops, exchange programmes, research materials and publications.

In the Third Phase, counselling services have been successfully in operation in sixteen Population Education Resource Centres. Through these services, qualified doctors and counsellors provide information to university and college students on issues related to the process of growing up, sexuality, AIDS, drug abuse and other related matters.

Telephone counsellors have been trained to provide adequate services for developing responsible behaviour among college students. Capacity Building has been achieved through material support, linking up with Professionals, United Nations Organizations. Training Programmes have also been organized for personnel from different Population Education Resource Centres.

In order to create a supportive environment for the Institutionalization of Population and Development education, advocacy programmes are being organized for

decision makers, Vice-Chancellors, College Principals, etc..

As a follow up of the identified gaps in the research in the Second Phase, consultation research is being conducted by selected PERCs focusing on need based, action research, methodology and impact of the programme.

As a part of Inter-sectoral co-ordination, links and net working have been established with governmental organizations, NGOs, Panchayati Raj institutions, opinion of leaders/social workers etc. and UNESCO, UNICEF and WHO. Further, State level Co-ordination Committees have been formed with the other sectors namely, School and Audit Education.

Material Development is a specialized activity of the Third Phase. It is being done to provide effective guidelines on the thrust areas viz. Reproductive Health, Aids, Adolescence Education, Sustainable Development, Gender Equity, Substance Abuse, etc.. Developing Bibliographies and Review of Research findings are currently being prepared by the selected PERCs on the thrust areas.

For the purpose of monitoring and evaluation, regular Project Progress Review Meetings have been held jointly, on Population and Development Education,

with Directors of all PERCs and the Advisory Committee.

During the first fiscal year of the Tenth Plan (2002-2003), an amount of Rs. 48.35 lakhs (Rs. 5.50 lakhs towards salary of the staff working in PERCs by way of reimbursement and Rs. 42.85 lakhs for conducting various activities of the programme) was released as against the budget allocation of Rs. 52.00 lakhs for the programme.

Chapter 12

FACILITIES FOR SCHEDULE CASTES, SCHEDULED TRIBES, HANDICAPPED, DISADVANTAGED SECTIONS AND DIFFERENTLY ABLED PERSONS OF SOCIETY

12 FACILITIES FOR SCHEDULE CASTES, SCHEDULED TRIBES, HANDICAPPED, DISADVANTAGED SECTIONS AND DIFFERENTLY ABLED PERSONS OF SOCIETY

12.1 Establishment of Scheduled Caste and Scheduled Tribe Cells in Universities

The Scheduled Castes and Scheduled Tribes have been identified as most depressed/oppressed groups of Indian society which constitute about 15% and 7.5% respectively to the total Indian population. In order to safeguard their interest in independent democratic India, specific provisions have been made to protect their interest by providing reservation in various services under Central and State Governments. The main objective is not just to provide jobs to some persons belonging to these communities, thereby increasing their representation in services but to improve the status of these people socially and educationally so that they can have their rightful place in the main-stream of the society. As per the constitutional provisions, the reservation for Scheduled Castes is 15% and 7.5% for Scheduled Tribes at the national level and the reservation in states is provided depending on their population in the state.

The Commission introduced the scheme of Establishment of SC/ST Cells in Universities in the year 1983 with the following objectives:

- To ensure effective implementation and monitoring of the reservation policy for SC/STs and programmes of the Govt. of India and UGC in Universities and Colleges.
- To collect data regarding implementation of policies in respect of admissions, appointments to teaching and non-teaching positions etc. and
- To take such follow-up measures which can help in achieving the target laid-down for the purpose.

The Commission provides assistance for the following staff positions in SC/ST Cell:

Coordinator	- One
Administrative Assistant	- One
Research-cum-Statistical Officer	- One
Steno-typist/Data Entry Operator	- One
Peon	- One

The assistance for staff positions is cent percent for staff salary or actual expenditure. The Commission provided staff salary to 88 SC/ST Cells approved up to 31.03.1997. Thereafter, Commission is not providing any staff salary to these 88 SC/ST Cells, w.e.f. 01.04.1997, as assurances from respective State Governments/management were received to take over the liability with effect from 01.04.1997. Now, these Scheduled

Castes and Scheduled Tribes Cells are being maintained by the respective State Governments. The monitoring/review of work is being carried out with the help of a Standing Committee on Scheduled Caste and Scheduled Tribe.

The Commission, so far, approved 113 Scheduled Caste and Scheduled Tribe Cells in various Universities up to the end of March, 2003.

During 2002-2003, the Commission reimbursed/released Rs. 29.58 lakhs in respect of staff salary for SC/ST Cells in various Universities as against an allocation of Rs. 20.00 lakhs.

The guidelines of the scheme for the Tenth Plan have been revised and are under consideration of the Commission. After the approval of the Commission, proposals for establishment of new SC/ST Cells in Universities be invited as per the new guidelines.

12.2 Standing/Monitoring Committees on Scheduled Castes and Schedules Tribes and Organisation of Regional Conferences

To over-see the effective implementation of reservation policy in Universities, a Standing Committee on SC/STs was constituted by the UGC in 1997. The Committee is represented by academic experts, Ex-Vice-Chancellors and distinguished persons in

the field of Higher Education. The UGC has reconstituted the Standing Committee on Scheduled Caste and Scheduled Tribe in 2003.

The Commission has also constituted a Monitoring Committee to discuss the problems in implementing the reservation policy for SC/ST in Central and Deemed Universities. The Secretary, UGC, is the Chairman of the Committee and all Registrars of the Central and Deemed Universities (those universities which are receiving 100% maintenance grant) are members of the Committee. The meeting of the Monitoring Committee is organised once in a year. In the meeting, the main focus is on the evaluation of reservation policy based on statistical data in respect of admissions, teaching and non-teaching staff, allotment of hostels, allotment of staff quarters, appointment of Liaison Officer etc. The last meeting of the Monitoring Committee was held on 21.02.2003.

The Commission has been organising region-wise (North, East, West and South) conferences of Universities having Scheduled Caste and Scheduled Tribe Cells at a convenient place to discuss matters relating to the implementation of reservation policy for Scheduled Caste and Scheduled Tribe and to have interaction with each other. No such conferences were held during the fiscal year 2002-2003.

12.3 Central Pool Database for SC/ST

In order to increase the representation of Scheduled Castes and Scheduled Tribes candidates in teaching positions in Universities/Colleges, the UGC introduced the scheme of creation of Central Pool Data Base (CPDB) for Scheduled Castes and Scheduled Tribes in 1998. Under this scheme, applications are invited from eligible Scheduled Caste and Scheduled Tribe candidates for enlisting their names under the Central Pool Data Base and for nominating/sending their names for appointment to teaching posts as and when requested by Universities and Colleges by supplying the updated list of eligible candidates enlisted under the scheme. So far, 1200 applications were enlisted. Besides, a list of candidates who are qualified in UGC-NET Exams from 1995 to June 2001 is being maintained for the purpose. During 2002-2003, twenty nine Universities/Colleges have been supplied with the list of eligible Scheduled Castes and Scheduled Tribes candidates in various subjects.

12.4 Scheme of Remedial Coaching for Scheduled Caste and Scheduled Tribe students in Universities and Colleges

The UGC has been contributing towards social equity and socio-economic mobility of the under-privileged sections of the society through special schemes. The Commission introduced in 1994 one such

special scheme namely Remedial Coaching for the benefit of the Under Graduate (UG) and Post Graduate (PG) students belonging to the weaker sections of the society, particularly the SCs and STs.

Remedial Coaching is to be organised at Undergraduate/Postgraduate level. The main objectives of the scheme are:

- a) To improve the academic skills and linguistic proficiency of the students in various subjects.
- b) To raise the level of comprehension of basic subjects so as to provide a stronger foundation for further academic work.
- c) To strengthen their knowledge, skills and attitudes in such subjects, where quantitative and qualitative techniques and laboratory work are involved, so that necessary guidance and training provided under the programme may enable the students to come up to the level necessary for pursuing higher studies efficiently.
- d) To improve overall performance of these students in the examinations.

Remedial Coaching in Colleges/Universities also covers pre-entrance examination/tests for admission to Medical and Engineering Colleges subject to availability of financial resources. Priority is being given to regular teaching only, and volunteers involved from

among students and teachers are to assist with specific subjects in which students seek for assistance.

The tenure of assistance to Universities and Colleges is five years, but initially assistance is provided for three years i.e. first phase. The work of the centre is reviewed at the end of third year with the help of Standing Committee on Scheduled Caste and Scheduled Tribe and if the work is found satisfactory, further extension of two years is being granted to the College/University. The guidelines for the Tenth Plan are being reviewed and revised.

During 2002-2003, proposals were invited from Universities and Colleges as per the Ninth Plan guidelines of the scheme. The UGC selected 44 new institutions to impart remedial coaching for Scheduled Caste and Scheduled Tribe students. On an average 80 students have been covered by each institution. Appraisal reports state that the scheme has benefited Scheduled Caste and Scheduled Tribe students and there is a remarkable improvement in performance.

The Standing Committee on Scheduled Caste and Scheduled Tribe monitors the scheme of Remedial Coaching. On the basis of recommendations of the Standing Committee, further extension for two years (second phase) will be granted to the institution(s). The Commission reviewed the work of those colleges which were

selected in the year 1999 and recommended 18 institutions for further assistance in the second phase i.e. for two more years. The review programme for the institutions approved during the year 2000 is being organised shortly.

The budget allocation for the scheme for the financial year 2002-2003 was Rs. 225.00 lakhs and an amount of Rs. 226.08 lakhs was released to those Universities and Colleges which are implementing the scheme.

12.5 Coaching Classes for the Students of Weaker Sections Amongst Educationally Backward Minority Communities

The Commission introduced the Scheme of Coaching Classes for Minorities in 1994, in the light of Prime Minister's 15 Point Programme and National Policy on Education 1986, for achieving social justice and equity of the weaker sections amongst the minorities and also for achieving their incorporation in all walks of life. The main objective of the programme is to prepare students belonging to educationally backward minority communities so as to enable them to compete in various competitive examinations, securing admissions in professional courses, becoming self-reliant and organising orientation programmes for directors of the coaching centres so that professional approach can be introduced in the coaching of students.

As per the Ninth Plan guidelines, the following financial assistance is provided to Universities and Colleges.

University:	Non-Recurring - Rs. 3.50 lakhs (one time grant)
	Recurring - Rs. 1.50 lakhs p.a.
College:	Non-Recurring - Rs. 2.00 lakhs (one time grant)
	Recurring - Rs. 1.00 lakh p.a.

The Scheme is from plan to plan basis. In the beginning, the financial assistance is provided to a new centre for a period of three years. At the end of third year, the centre is going to be reviewed. If the performance of the centre is satisfactory, it will continue.

The Commission is organising inter-face meetings with the representatives of Universities and Colleges and the Expert Committee/Sub-Committee constituted from the members of the Standing Committee on Coaching for Minorities to discuss the proposals regarding establishment of Minority Coaching Centres and also to review/monitor the already existing centres.

At the end of March, 2003, 99 Centres including 41 new coaching centres established in 41 colleges have been functioning in various Universities and Colleges.

Against the budget allocation of Rs. 175.00 lakhs for the fiscal year 2002-2003, an amount of Rs. 153.87 lakhs was released to Universities and Colleges for running these coaching centres for minorities.

The guidelines of the scheme for implementation in the Tenth Plan have been revised and are under consideration of the Commission. After the approval, these will be circulated to Universities and proposals will be invited for the fiscal year 2003-2004.

12.6 Teachers Preparation in Special Education (TEPSE) and Higher Education for Persons with Special Needs (HEPSN)

The UGC introduced the special schemes viz. TEPSE and HEPSN in 1999-2000 for the differently abled persons so that they are not ignored in the higher education system. These schemes have been implemented with an objective to develop courses for special teachers and counsellors and also to provide facilities in various forms for the differently abled persons.

(a) Teacher Preparation in Special Education (TEPSE)

Main Objectives

- To start special education courses for teachers preparation at B.Ed./M.Ed. level.
- To provide equal educational

opportunities and experiences for disabled persons in higher education.

Eligibility Conditions:

- University/College offering special education courses at B.Ed. or M.Ed. level.
- The University/Institution/College should have the approval of the Rehabilitation Council of India (RCI) for starting the programme.
- Five years experience in running B.Ed. level teacher preparation courses.
- The college should have Model School or it will produce, in writing, the acceptance of a special/integrated school in the vicinity to function as model School.
- Institute/College applying should be approved by the UGC under Section 2(f) and 12(B).

Student Intake:

- There will be an intake of minimum 20 and maximum 30 students.

Assistance Pattern:

- Faculty Positions:

B.Ed. : 01 Professor or 01 Reader
and 02 Lecturers

M.Ed. : 01 Professor, 01 Reader
and 01 Lecturer

- Books, Journals, Special aids and appliances: @ Rs. 1.00 lakh per annum per Institute/College.

(b) Higher Education for Persons with Special Needs (Disabled Persons (HEPSN))

Major Objectives:

- To create awareness among functionaries of Higher Education about Special Educational Needs of Persons with disabilities.
- To equip the Institute/College with facilities to provide access to disabled persons.
- To assist disabled individuals to increase their sustainability in higher education.
- To explore possibilities for suitable placement for disabled graduates.

The Scheme has three Components:

- Disability Unit
- Special Equipment (say low vision aids, scanners, mobility devices etc.)
- Access to persons with disabilities (such as ramps, rails, special toilets, other relevant changes)

During the year 2002-2003, Progress reports from the Universities/Institutions which have been identified during the Ninth Plan were obtained. The Guidelines of the scheme for

Tenth Plan are under preparation.

12.7 Financial Assistance to Teachers who are Visually Handicapped (Blind)

Under the scheme, a grant of Rs. 6000/- p.a. for visually handicapped (blind) permanent teachers is provided towards Reader Allowance, for purchase of Braille Books, recorded materials etc.

During the year 2002-2003, an amount of Rs. 6.06 lakhs was paid to 101 visually handicapped teachers working in various universities / colleges.

12.8 Teacher Fellowships for SC/ST

The Commission had a scheme of direct Award of Teacher Fellowships for SC/ST college teachers to do research work leading to the award of M.Phil./Ph.D. Degree. Last selections under the scheme were made during 1997-1998. Sixty-three teachers were selected (Male 50 & Female 13) for the above award. The tenure of the Fellowship was already expired in June 2001 and the scheme was discontinued.

Against the allocation of Rs. 15.00 lakhs, an amount of Rs. 3.29 lakhs was released during 2002-2003 to the SC/ST teacher fellows whose settlements are pending.

12.9 Visiting Faculty Positions for the Migrant Teachers of Kashmir University and Its Affiliated Colleges (Special Scheme)

The UGC has created a few positions of Visiting Faculty in the universities, since 1990-91, to provide teaching/research assignments to teachers from Kashmir University and its affiliated colleges. The UGC decided to continue the scheme during the Tenth Plan also or till the position in the Kashmir Valley normalizes. Classified into categories 'A', 'B' and 'C', the positions carry a consolidated honorarium of Rs. 2,500/- p.m., Rs. 3,000/- p.m. and Rs. 4,500/- p.m., respectively. These teachers remain entitled to draw their salaries from their parent University and College in addition to the above honorarium.

During the year 2002-2003, grants amounting to Rs. 0.80 lakhs was released to Delhi University (Rs. 0.32 lakhs) and Agra College (Rs. 0.48 lakhs).

Chapter 13

FACILITIES FOR WOMEN IN HIGHER EDUCATION

13 FACILITIES FOR WOMEN IN HIGHER EDUCATION

13.1 Grants to Women Universities for Technical Courses

During Ninth plan period, the Commission introduced a new scheme "Technological Courses for Women" in Women Universities for providing financial assistance for introduction of Under-graduate Courses in emerging areas under Engineering & Technology with a view to give women the opportunity in areas perceived to be prestigious and associated with better emoluments and work conducted and to reduce gender imbalance in the sphere of Engineering & Technology. Under the scheme, the Commission provides financial assistance under recurring and non-recurring items upto the end of Tenth plan.

During Ninth plan period, the Commission approved the proposal of SNTD Women's University for establishment of Department of Technology with the following three courses viz. B.E. (Electronics and Communication), B.E. (Computer Science) and B.E. (Information Technology) and released a grant of Rs. 294.00 lakhs out of Rs. 300.00 lakhs allocated for the purpose.

In the Tenth plan proposals formulated by the Commission, it has been decided that the technical courses for women Universities may be extended to all the

Universities and has formulated a New Scheme "Introduction of New UG/PG/ Diploma Courses (in Engineering & Technology) for Women in Universities". During the year 2002-2003, the Commission has not released any grant under this scheme.

13.2 Special scheme for construction of women's hostels

With a view to increase enrolment by providing a safe environment and to encourage the mobility of women students to pursue higher education in universities and colleges of their choice, the Commission introduced a special scheme viz. Construction of Women's Hostels during the later half of the Eighth Plan period. Also, it was decided to continue this scheme during Tenth Plan. Although the scheme is very much in demand, it was not possible to increase the amount for providing more accommodation in each hostel, due to shortage of funds. Therefore, the colleges/ universities and deemed universities provided assistance limited to 60 per cent of the total cost of the hostel and subject to the ceilings given below:

(Rs. in Lakhs)

	Women's Enrolment	Amount
(a)	Up to 250	7.00
(b)	251 to 500	10.00
(c)	More than 500	15.00

The Commission has made slight modification in its norms concerning this scheme giving relaxation of Women's enrolment by 10% to all of those Universities and Colleges located in tribal, hilly and border areas (State Govt. notified for the purpose) all over the country.

During the year under report, the Commission decided to provide assistance for the construction of women's hostel on cent percent basis over and above plan allocation.

During the reporting year, an amount of Rs. 54.40 lakhs and Rs. 513.46 lakhs was provided for Universities and Colleges respectively under this scheme.

13.3 Women Studies Centres

The UGC programme for promotion of Studies on Women, introduced in 1986 envisages assistance to universities for setting up Centres for Studies on Women. The centres are required to undertake research, develop curricula and organise training, extension work in the areas of gender equity, economic self-reliance of women, girls education, population issues, human rights and exploitation etc.. These activities are expected to contribute not only to social awareness and change but also to academic development. However, the centres are not expected to be like other conventional departments of university in that they are not required to run courses

that lead to an undergraduate or postgraduate degrees, although they could do so.

Under the programme, the UGC set up Women's Studies Centres in 34 universities (21 Women Studies Centres continuing from Seventh Plan and 13 new Centres approved during Ninth Plan). These Study Centres are only established in such universities which come under the purview of the UGC Act, 1956 and no college was considered for setting up Study Centres during Ninth Plan.

The Chairman, UGC has constituted a Review Committee under the Chairmanship of Prof. (Mrs.) Aruna Goel, Member Commission to review the working of the 21 old Women Studies Centres established in the Seventh and Eighth Plans.

The following activities were reported by the Women's Studies Centres under teaching, research and extension:

1. Teaching : Curriculum development and upgradation of material for training manual for women ; small monographs on Women's issues.
2. Research : Research projects on Women's issues.
3. Extension: Newsletter, counselling and aid, family counselling centres, literacy mission, community development surveys, assistance to audio-visual unit to prepare videos on problems concerning women.

The UGC allocated an amount of Rs. 100.00 lakhs for the Promotion of Studies on Women for the fiscal year 2002-2003. Out of which, an amount of Rs. 70.05 lakhs was released to the existing study centres during the reporting year for carrying out necessary activities/programmes and salary of project staff appointed on contractual basis.

13.4 Cells to Combat Sexual Harassment in Universities

The UGC has issued three circulars dated 30th May, 2001, 2nd May, 2002 and 29th April, 2003 conveying the directions of the Supreme Court of India to all the Indian Universities to set up a permanent cell in the university for combating violence and sexual harassment of women in the university campus. So far, 45 universities have informed about the constitution of a permanent cell in their universities as per the directions of the Supreme Court of India. The remaining universities have been reminded of constituting a permanent cell in their universities as early as possible.

13.5 Part-Time Research Associateships for Women

The scheme has been floated by the UGC to provide opportunities to unemployed women, who have Ph.D. Degree to their credit and have an aptitude towards research but due to personal or domestic reasons

were unable to pursue the research work on regular basis. The research may be taken up in any field of Humanities, Social Sciences including languages and Engineering & Technology. Hundred slots per year are available under the scheme. Applications are being invited by the UGC through an advertisement in leading newspapers, Employment News, UGC Website and AIU Newsletter. The applications received are scrutinized and short listed candidates are called for interview. The associateship amount is Rs. 6000/- p.m. (fresh Ph.D. Holders); Rs. 8000/- p.m. (having five years of research experience) and contingency of Rs. 10,000/- p.a. (HRA is not permissible). The tenure is five years non-extendable. An amount of Rs. 50.00 lakhs was released to the existing women RAs by the Commission during the year 2002-2003.

13.6 Day Care Centres in Universities

The scheme is to provide day care facilities on payment basis at Universities for children around three months to six years of age whose parents (university employees/ research scholars) are away from home throughout a day. The objective of the scheme is to help the women and working parents for pursuing their academic career.

Under the scheme, a one time lump sum amount of Rs. 3.00 lakhs is provided for the eligible university. This grant should be utilised for acquiring essential facilities. The

day care centre is not run for profit to any individual or organisation. The scheme will be operative for a plan period only.

During the year 2002-03, no fresh proposal was received and no grant was released.

Chapter 14

PROMOTION OF PHYSICAL EDUCATION AND SPORTS

14 PROMOTION OF PHYSICAL EDUCATION AND SPORTS

14.1 Development of Sports Infrastructure for Universities and Colleges

The University Grants Commission was the implementing agency for the scheme of 'creation of sports infrastructure in universities and colleges' introduced by the National Sports Organization (N.S.O.) of the Department of Youth Affairs and Sports, Ministry of Human Resource Development. The scheme aimed at providing assistance to the universities and colleges for the development of sports infrastructure.

During Ninth plan, the Ministry of Human Resource Development, Department of Youth Affairs and Sports has decided to disburse grants to universities and colleges directly under N.S.O. programme.

The UGC released an amount of Rs. 9.30 lakhs during the year 2002-03 for the on-going projects in various Universities and Colleges.

14.2 Promotion of Adventure Sports in Universities and Colleges

On behalf of the UGC, the National Adventure Foundation (NAF) was implementing the programme "Promotion of Adventure Sports in Universities and Colleges". Based on the recommendations of the Committee constituted for review of the implementation of the programme,

the Commission in its meeting held in November, 1999 decided as under:

- ◆ To discontinue the implementation of programme through NAF with immediate effect.
- ◆ To implement the programme directly by the UGC through universities.
- ◆ To identify 10-15 nodal centres by the UGC for different adventure events.

Accordingly, proposals from universities were invited for selection of nodal centres for the events viz. Tracking (Desert, Forest), Cycle Safari on plain, Mountainous terrain and Rocky terrain, Water Sports, Skiing, Kayaking and Conoeing, Mountaineering and any optional adventure sport not covered by the events.

The Expert Committee constituted for identifying 10-15 nodal centres for different adventure sports, has so far allocated the following programmes to 11 universities as given under:

An amount of Rs. 7.05 lakhs was released during the year 2002-03 to the selected Universities under the scheme. During Tenth Plan, it has been decided to float a new scheme entitled "Adventure Sports in Universities and Colleges" for which the guidelines are being prepared.

14.3 Three Year Degree Course in Physical Education, Health Education and Sports

The scheme of 'Three Year Degree Course in Physical Education, Health Education and Sports' was introduced by the UGC during 1988-89 in 29 Institutions (6 universities and 23 colleges). It had provided assistance to these Institutions for approved items of expenditure like salary of the staff, books

and journals, equipment and laboratory building. While the UGC's assistance towards the salary of staff was on cent per cent basis for a period of five years, the assistance for other items was on sharing basis with the Institution/State Government subject to the ceiling of the UGC's assistance provided for different items.

Due to various problems identified in the scheme, the UGC appointed an Expert Committee to review the performance of

S.No.	University	Programme(s)
1.	Aligarh Muslim University	Forest Trekking, Mountaineering and Skating
2.	Barkatullah University	Trekking, Cycle Safari, Skating, Mountaineering, Rock Climbing
3.	University of Kashmir	Rock Climbing, White Water Rafting, Snow Skiing, Water Skiing, Kayaking/Canoeing, Aqua Para-sailing, High altitude skitouring expedition
4.	University of Mumbai	Trekking (Desert, Forest), Cycle Safari on plain, Mountainous terrain & rocky Terrain, Mountaineering
5.	S.N.D.T. Women's University	Trekking & Hiking, Mountaineering, Rock Climbing, Rappelling, Nature trail, Beach environment Valley Crossing, Sea forts, Camping
6.	Andhra University	Hill Climbing, Trekking, Skating, Jurdle trail watch and Bird watch expedition
7.	Avinashilingam Institute for Home Science Education for Women	Trekking (Forest), Cycle Safari on plain
8.	University of Kerala	Cycle Safari on plain, Mountainous terrain & rocky Terrain, water sports & kayaking & Canoeing
9.	Birla Institute of Technology, Mesra	Trekking & Pana-sailing
10.	Banaras Hindu University	Walking & river crosy/boating, Mountaineering expedition, heightage & high attitude Tracking, rock climbing & forest walking
11.	Gulbarga University	Cycle Safari, Mountaineering

the Three Year Degree Course in Physical Education, Health Education and Sports. The report of the Committee was placed before the Commission for approval. The Commission desired that the report of the Committee may be sent to the N.S.O., Department of youth Affairs & Sports, Ministry of Human Resource Development for their comments. Accordingly, the report was sent to the Secretary, Ministry of Human Resource Development, Department of Youth Affairs and Sports for his comments which are still awaited.

14.4 Promotion of Yoga Education and Practice in Universities

The University of Grants Commission initiated a scheme in 1993 for promotion of Yoga Education and Practice in the Universities. This scheme aims at assisting the universities in setting up of Yoga Education and Practice Centres in their campuses for which they may identify and involve one of the eminent Yoga Institutions in the country. Assistance is provided to universities for recurring expenditure incurred on managing the Yoga centre. The recurring expenditure consists of the amount the university would be required to pay to the Yoga Institutions whose instructors would manage the Yoga centre and conduct Yoga classes.

The Commission has approved 64 Universities for establishment of Yoga

Centres i.e. 22 during Eighth Plan and 42 Universities during Ninth Plan.

During the year 2002-03, the UGC released an amount of Rs. 33.42 lakhs as admissible honorarium for these Yoga Centres for their on-going activities.

During Tenth Plan, it has been decided to float a new scheme entitled as "Promotion of Yoga Education, its Practice & Positive Health" in the Universities and Colleges for which guidelines are being prepared.

14.5 Human Consciousness and Yogic Sciences

Based on the recommendations of the Expert Committee, the UGC approved 10 Universities for establishing an independent department of "Human Consciousness and Yogic Sciences" alongwith the staff, infrastructure and financial assistance as laid down on the recommendations of the Expert Committee. The Universities are (i) Andhra (ii) Bharathidasan (iii) Dr. H.S. Gour (iv) Gurukul Kangri (v) Jawahar Lal Nehru (vi) Karnataka (vii) Mahatma Gandhi Gramodaya (viii) Mangalore (ix) Mumbai (x) Allahabad. Rupees Ten lakhs each to the 10 approved universities was released on 29.03.2001.

Out of Rupees One Crore released to the 10 universities under the scheme, only an amount of Rs.20.00 lakhs has reportedly been spent upto 31.03.2003 by these universities.

Chapter 15

INTERNATIONAL COOPERATION

15 INTERNATIONAL COOPERATION

15.1 Bilateral Exchange Programmes

The University Grants Commission on behalf of the Government of India is implementing the Bilateral Exchange Programmes between India and other countries connected with University Sector. In 2002-2003, such programmes were in operation with 51 countries.

During the year 2002-2003, the University Grants Commission hosted the visit of **six** foreign scholars from various countries and arranged their programmes at various institutions in India. **Thirteen** Indian scholars were deputed abroad under this programme during the year.

15.2 Visit of the UGC Delegation to China & Hongkong

A **six** member delegation of Vice-Chancellors of Indian Universities headed by Dr. Arun Nigavekar, Chairman, UGC visited China & Hongkong under Indo-China Cultural Exchange Programme from 20-29th May, 2002 for Strengthening Educational Linkages between the two countries and to establish Inter-University Linkages in emerging areas.

15.3 Indo-Mauritius Agreement

Under the Third Consortium Agreement signed between UGC & TEC, the Commission has nominated **ten** Indian

teachers for visit to Mauritius. **Three** Mauritian scholars visited India during this period.

15.4 Foreign Language Teachers

The University Grants Commission has a collaborative programme which inter-alia has a provision for the appointment of foreign language teachers in a university to teach foreign language at the Master's or research level. They are appointed in the university in consultation with the Indian Mission in that particular country. While providing language teacher to a university, it is generally ensured that the university has proper infrastructure for teaching foreign languages.

During 2002-2003, 30 foreign language teachers were appointed in various universities in India. The language-wise break-up of teachers is as under:

German-9,	French-6,	Portugese-2,
Spanish-3,	Hungarian-1,	Afghani-1,
Croatian-1,	Bulgarian-1,	ROK-1,
Slovak-1,	Mongolian-1,	Czech-1,
Polish-1,	Chinese-1	

15.5 Fellowships and Scholarships

(a) German Academic Exchange Service (DAAD)

- (i) Against **seven** fellowships, **six** scholars were nominated for advanced research in Natural

Sciences, Mathematics, Geology, German Language & Literature and some areas of Humanities & Social Sciences for the year 2002-2003. Out of which **four** have been awarded the fellowship. During the reporting year, the Commission has nominated **ten** scholars against **seven** fellowships for the year 2003-2004.

(ii) **Sixteen** Indian students registered for Ph.D. were nominated for award of short-term fellowships for the year 2002 for a duration of two to six months on any subject relating to German Culture, History, Economics, Philosophy, Education & Natural Sciences. Out of which, 12 scholars have been awarded the fellowships. During 2002-2003, the Commission has nominated 19 scholars for award of short-term fellowships.

(b) French Government Scholarships/Fellowships under Indo-French Cultural Exchange Programme.

Two scholars were awarded French Government Scholarships during 2002-2003 by the French Government

for carrying out research in the areas of learning French Language, Literature, Culture and Civilization.

15.6 Social Scientists Exchange Programme under Indo-French Cultural Exchange Programme

Ten Indian scholars were nominated by the Commission for the year 2002-2003 to visit France. Their visit has been materialized. **Six** French scholars also visited India.

15.7 Higher Education Link Programme

This programme is implemented in collaboration with the British Council for the development of linkage in specified areas between institutions of higher education in India and United Kingdom for joint research, joint publication, curriculum development, etc. One Indian scholar visited United Kingdom under the programme during 2002-2003.

15.8 SAARC Fellowships/Scholarships

The University Grants Commission is the implementing agency for the scheme of SAARC Fellowships/Scholarships. Under this scheme, the sending country meets international airfare and the receiving side makes all the arrangements regarding admission and the payments of allowances etc.. The country-wise slots available under this scheme are as under:

Bangladesh-18, Bhutan-1, India-8,

Nepal-3 Pakistan-18,
Maldives-Nil, Srilanka-18

During the year 2002-2003, the UGC made **five** nominations for SAARC Fellowships and **four** nominations for SAARC Scholarships in SAARC member countries. No visit has been materialized.

15.9 International Centre for Theoretical Physics (ICTP)

The ICTP invites teachers from Indian Universities/Colleges for participation in summer schools held at Trieste (Italy) or in any other country. The airfare of the Indian participants is paid jointly by the UGC and ICTP on equal sharing basis. During 2002-2003, no one has been invited by ICTP.

15.10 Commonwealth Academic Staff Fellowships

Under this programme, the UGC coordinates with the Association of Commonwealth Universities (ACU) in United Kingdom and makes nominations for the award of Commonwealth Academic Staff Fellowships to enable promising faculty members in Universities & Colleges in India to do research work at the Universities/Institutions in the United Kingdom.

During 2002-2003, the UGC recommended **86** teachers for fellowships. Out of this, the Association of Commonwealth Universities finally selected **42** scholars for

fellowships. **Thirty three** Indian scholars visited United Kingdom under Commonwealth Academic Staff Fellowship Award, 2002.

15.11 Salzburg Seminar

The Salzburg Seminar is being organised annually for several decades at the Schloss Leopoldskron, Salzburg (Austria). Under this programme, the UGC recommends one or two scholars from Universities and Colleges to participate in and present papers in the seminar. During 2002-2003, the UGC recommended **two** scholars under this programme but their visit could not be materialized.

15.12 Shastri Indo-Canadian Two Person Months Programme

Under this programme, **one** Canadian teacher visited India during 2002-2003 and **two** Indian teachers visited Canada.

15.13 UNESCO Programmes

The UGC has regularly been circulating various circulars received from MHRD, Govt. of India, New Delhi regarding scholarships / training programmes etc. offered by the UNESCO in different member countries, among Universities and other higher educational institutions in India. Also, it has been offering its comments / views on matters relating to the development of higher education and coordination among member countries.

15.14 Travel Grant to Teachers to visit Foreign Countries under Collection of Source Material Scheme

Under this scheme, the Commission provides travel grant on cent percent basis to enable the University/College teachers to collect source material/availing of fellowship. The assistance is given to such scholars only who have received an

assurance for maintenance at least for a period of two months from a recognised University/Institute abroad. During 2002-2003, 11 teachers were provided financial assistance under this programme.

The details of the budget allocation, expenditure and number of beneficiaries under various Cultural Exchange Programmes are as under:

Year	Allocation both Cultural Exchange Programmes and Area Studies Programme	Expenditure under Cultural Exchange Programmes	Number of beneficiaries
2002-2003	150.00	85.91	91

Chapter 16

MANAGEMENT OF HIGHER EDUCATION

16 MANAGEMENT OF HIGHER EDUCATION

To make Management of Higher Education effective, efficient and respond to socio-economic changes, the UGC is implementing the following programme of Tenth Plan :

16.1 Resource Mobilization by Universities

The main objectives of this scheme are:

- To encourage universities to mobilize resources by participation/contribution of society in their development.
- To evolve a process for participation of society in university development.
- To encourage and enhance the flow of resources coming from the society for university development.
- To encourage universities to provide consultancy ON PAYMENT BASIS not only to the industries but to the government, and other bodies and society at large on vital issues of national importance; and
- To provide incentives to the universities which involve society in their development activities.

The Universities or Institutions which are eligible to receive the grant are ; Central Universities, Universities which are included under Section 12(B) of the UGC Act and are receiving UGC plan or non-plan grants,

Institutions deemed to be universities under Section 3 of the UGC Act and are receiving plan and / or non-plan grants from the UGC, Inter-University Centres established under Section 12(ccc) of the UGC Act.

Universities may mobilize external resources through participation/contribution/ consultancy from individual Indians or non-resident Indians, Alumni Associations, public and family trusts, industrial/business houses, cooperatives, professional associations, unions/association of employees, municipalities/panchayats, MP/MLA/Counselors' funds for encouraging their internal resources. The contribution of the UGC will be upto the extent of 25% of the contribution received by the University, subject to a maximum of Rs. 25 lakhs per annum.

During the reporting year 2002-03, an amount of Rs. 63.17 lakhs was given as UGC share to 4 State Universities. In addition to this, an amount of Rs. 23.79 lakhs was sanctioned to the Indian Institute of Technology, Roorkee (Non University Institution).

APPENDICES

LIST OF APPENDICES : 2002-2003

- I. LIST OF THE UGC RECOGNIZED UNIVERSITIES AND INSTITUTIONS DEEMED TO BE UNIVERSITIES AND INSTITUTES OF NATIONAL IMPORTANCE IN INDIA :STATE-WISE (AS ON 31.03.2003)
- II. LIST OF UNIVERSITIES WHICH ARE NOT ELIGIBLE FOR CENTRAL ASSISTANCE U/S 12(B) OF THE UGC ACT, 1956 (AS ON 31.03.2003).
- III. ALL INDIA GROWTH OF STUDENTS ENROLMENT : 1983-84 to 2002-2003
- IV. STATE-WISE STUDENTS ENROLMENT IN UNIVERSITIES AND COLLEGES : 2002-2003
- V. STAGE - WISE ENROLMENT OF STUDENTS: UNIVERSITY TEACHING DEPARTMENTS/ UNIVERSITY COLLEGES & AFFILIATED COLLEGES: 2002-2003
- VI. STUDENTS ENROLMENT : FACULTY-WISE : 2002-2003
- VII. STATE-WISE NUMBER OF COLLEGES DURING THE YEAR 2002-2003 AND INCREASE IN NUMBER OF COLLEGES DURING THE IX PLAN PERIOD (1997-98 TO 2001-2002)
- VIII. NUMBER AND DISTRIBUTION OF TEACHING STAFF BY DESIGNATION IN UNIVERSITY DEPARTMENTS AND UNIVERSITY COLLEGES: 2002-2003
- IX. NUMBER AND DISTRIBUTION OF TEACHING STAFF- BY DESIGNATION - IN AFFILIATED COLLEGES :2002-2003
- X. FACULTY-WISE NUMBER OF DOCTORATE DEGREES AWARDED DURING 2000-2001 AND 2001-2002.
- XI. LIST OF DEEMED UNIVERSITIES WHICH ARE BEING PAID PLAN (DEVELOPMENT) ASSISTANCE : 2002-2003.
- XII. LIST OF DEEMED UNIVERSITIES WHICH ARE BEING PAID NON- PLAN (MAINTENANCE) ASSISTANCE : 2002-2003.
- XIII. LIST OF THE REGIONAL OFFICES OF UGC (AS ON 31.03.2003)
- XIV. LIST OF COLLEGES (AFFILIATED TO DELHI AND BANARAS HINDU UNIVERSITY) WHICH ARE BEING PROVIDED FINANCIAL ASSISTANCE BY UGC.
- XV. LIST OF AUTONOMOUS COLLEGES : STATE-WISE : 2002-2003
- XVI. LIST OF ACADEMIC STAFF COLLEGES : 2002-2003.
- XVII. LIST OF UGC-REFRESHER COURSE CENTRES (AS ON JANUARY 31, 2003)
- XVIII. LIST OF SUBJECTS FOR UGC-NET EXAMINATION.
- XIX. LIST OF CENTRES FOR UGC-NET EXAMINATION (AS ON 31.03.2003)
- XX. STATEMENT OF GRANTS PAID BY UGC UNDER UGC INFONET SCHEME: 2002-2003.
- XXI. STATEMENT SHOWING THE GRANTS PAID TO UNIVERSITIES AND COLLEGES DURING THE YEAR 2002-2003 (MAJOR HEAD-WISE) UNDER NON-PLAN
- XXII. STATEMENT SHOWING THE GRANTS PAID TO UNIVERSITIES AND COLLEGES DURING THE YEAR 2002-2003 (MAJOR HEAD-WISE) UNDER GENERAL PLAN, ENGINEERING & TECHNOLOGY AND SEC.III.

APPENDIX : I

LIST OF THE UGC RECOGNIZED UNIVERSITIES AND INSTITUTIONS DEEMED TO BE UNIVERSITIES AND INSTITUTES OF NATIONAL IMPOR- TANCE IN INDIA: STATE-WISE (AS ON 31.03.2003)

(A) UNIVERSITIES		
S. No.	State/University	Year of Establishment / Recognition
ANDHRA PRADESH		
1.	Acharya N.G. Ranga Agricultural	1964
2.	Andhra	1926
3.	Dr. B.R. Ambedkar Open	1982
4.	Dravidian University	1997
5.	Jawaharlal Nehru Technological	1972
6.	Kakatiya	1976
7.	Maulana Azad National Urdu *	1997
8.	Nagarjuna	1976
9.	National Academy of Legal Studies and Research	1999
10.	N.T.R. University of Health Sciences	1986
11.	Osmania	1918
12.	Potti Sriramulu Telugu	1985
13.	Sri Krishnadevaraya	1981
14.	Sri Padmavati Mahila	1983
15.	Sri Venkateswara	1954
16.	University of Hyderabad *	1974
ARUNACHAL PRADESH		
17.	Arunachal	1985
ASSAM		
18.	Assam Agricultural	1968
19.	Assam *	1994
20.	Dibrugarh	1965

21.	Gauhati	1948
22.	Tezpur *	1994
BIHAR		
23.	Babasaheb Bhim Rao Ambedkar	1952
24.	Bhupendra Narayan Mandal	1993
25.	Jai Prakash	1995
26.	K.S. Darbhanga Sanskrit	1961
27.	Lalit Narayan Mithila	1972
28.	Magadh	1962
29.	Nalanda Open	1995
30.	Patna	1917
31.	Rajendra Agricultural	1970
32.	T.M. Bhagalpur	1960
33.	Veer Kunwar Singh	1994
CHHATTISGARH		
34.	Guru Ghasidas	1983
35.	Indira Gandhi Krishi	1987
36.	Indira Kala Sangeet	1956
37.	Pt.Ravi Shankar Shukla	1964
GOA		
38.	Goa	1985
GUJARAT		
39.	Bhavnagar	1978
40.	Dr. Babasaheb Ambedkar Open	1995
41.	Gujarat	1950
42.	Gujarat Agricultural	1972
43.	Gujarat Ayurved	1968

44.	Maharaja Sayajirao University of Baroda	1949	66.	Kannada	1992
45.	North Gujarat	1986	67.	Karnatak	1949
46.	Sardar Patel	1955	68.	Karnataka State Open	1996
47.	Saurashtra	1955	69.	Kuvempu	1987
48.	South Gujarat	1965	70.	Mangalore	1980
	HARYANA		71.	National Law School of India	1992
49.	Chaudhary Charan Singh Haryana Agricultural	1970	72.	Rajiv Gandhi University of Health Sciences	1994
50.	Guru Jambheshwar	1995	73.	University of Agricultural Sciences, Bangalore	1964
51.	Kurukshetra	1956	74.	University of Agricultural Sciences, Dharwad	1986
52.	Maharshi Dayanand	1976	75.	University of Mysore	1916
	HIMACHAL PRADESH		76.	Visveswaraiah Technological	1999
53.	Ch. Sarwan Kumar Himachal Pradesh Krishi	1978		KERALA	
54.	Dr.Y.S. Parmar University of Horticulture & Forestry	1986	77.	Cochin University of Science & Technology	1971
55.	Himachal Pradesh	1970	78.	Kannur	1997
56.	Jaypee University of Information Technology	2002	79.	Kerala Agricultural	1972
	JAMMU & KASHMIR		80.	Mahatma Gandhi	1983
57.	University of Jammu	1969	81.	Shree Sankaracharya University of Sanskrit	1994
58.	University of Kashmir	1949	82.	University of Calicut	1968
59.	Sher-e-Kashmir University of Agricultural Sciences and Technology	1982	83.	University of Kerala	1937
	JHARKHAND			MADHYA PRADESH	
60.	Birsa Agricultural	1980	84.	Awadhesh Pratap Singh	1968
61.	Ranchi	1960	85.	Barkatullah	1970
62.	Siddhu Kanhu	1992	86.	Devi Ahilya	1964
63.	Vinoba Bhawe	1993	87.	Dr. Hari Singh Gour	1946
	KARNATAKA		88.	Jawaharlal Nehru Krishi	1964
64.	Bangalore	1964	89.	Jiwaji	1964
65.	Gulbarga	1980	90.	M.C. National University of Journalism	1993

91.	M.G. Chitrakoot Gramoday	1993
92.	M.P. Bhoj (Open)	1995
93.	Maharishi Mahesh Yogi Vedic	1998
94.	National Law Institute University	1999
95.	Rajiv Gandhi Proudयोगिकी	2000
96.	Rani Durgavati	1957
97.	Vikram	1957
	MAHARASHTRA	
98.	Amravati	1983
99.	Dr. Babasaheb Ambedkar Marathwada	1958
100.	Dr. Babasaheb Ambedkar Technological	1992
101.	Dr. Balasaheb Sawant Konkan Krishi	1972
102.	Dr.Punjabrao Deshmukh Krishi	1969
103.	Kavi Kulguru Kalidas Sanskrit	1999
104.	Maharashtra University of Health Sciences	2000
105.	Mahatma Gandhi Antarrashtriya Hindi *	1997
106.	Mahatma Phule Krishi	1968
107.	Marathwada Agricultural	1983
108.	Nagpur	1923
109.	North Maharashtra	1991
110.	Shivaji	1962
111.	Smt. Nathibai Damodar Thackersey Women's	1951
112.	Swami Ramanand Teerth Marathwada	1995
113.	University of Mumbai	1857
114.	University of Pune	1949
115.	Yashwantrao Chavan Maharashtra Open	1990

116.	Maharashtra Animal & Fishery Sciences	2002
	MANIPUR	
117.	Central Agricultural *	1993
118.	Manipur	1980
	MEGHALAYA	
119.	North Eastern Hill *	1973
	MIZORAM	
120.	Mizoram University *	2001
	NAGALAND	
121.	Nagaland *	1995
	ORISSA	
122.	Berhampur	1967
123.	Fakir Mohan	1999
124.	North Orissa	1999
125.	Orissa University of Agriculture & Technology	1962
126.	Sambalpur	1967
127.	Shri Jagannath Sanskrit	1981
128.	Utkal	1943
129.	Utkal University of Culture	1999
	PUNJAB	
130.	Guru Nanak Dev	1969
131.	Punjab	1947
132.	Punjab Agricultural	1962
133.	Punjab Technical	1998
134.	Punjabi	1962
135.	Baba Farid University of Health Sciences	2002
	RAJASTHAN	
136.	Jai Narain Vyas	1962
137.	Kota Open	1987

138.	Maharana Pratap University of Agriculture & Technology	2000
139.	Maharshi Dayanand Saraswati	1987
140.	Mohan Lal Sukhadia	1962
141.	Rajasthan Agricultural	1987
142.	University of Rajasthan	1947
SIKKIM		
143.	Sikkim-Manipal University of Health, Medical and Technological Sciences	1998
TAMIL NADU		
144.	Alagappa	1985
145.	Anna	1978
146.	Annamalai	1929
147.	Bharathiar	1982
148.	Bharathidasan	1982
149.	Madurai Kamraj	1965
150.	Manonmaniam Sundaranar	1992
151.	Mother Teresa Women's	1984
152.	Periyar	1998
153.	Tamil	1981
154.	Tamil Nadu Agricultural	1971
155.	Tamil Nadu Dr. Ambedkar Law	1998
156.	Tamil Nadu Dr.M.G.R. Medical	1989
157.	Tamil Nadu Veterinary & Animal Sciences	1990
158.	University of Madras	1857
TRIPURA		
159.	Tripura	1987
UTTAR PRADESH		
160.	Aligarh Muslim *	1921
161.	Babasaheb Bhimrao Ambedkar *	1996

162.	Banaras Hindu *	1916
163.	Ch. Charan Singh	1965
164.	Chandra Shekhar Azad University of Agriculture & Technology	1974
165.	Chhatrapati Sahuji Maharaj	1965
166.	Deen Dayal Upadhyaya Gorakhpur	1957
167.	Dr. B.R. Ambedkar	1927
168.	Dr.Ram Manohar Lohia Avadh	1975
169.	M.J.P. Rohilkhand	1975
170.	Mahatma Gandhi Kashi	1974
171.	N. D. University of Agriculture & Technology	1974
172.	Sampurnanand Sanskrit	1958
173.	University of Allahabad	1887
174.	University of Bundelkhand	1975
175.	University of Lucknow	1921
176.	Uttar Pradesh Technical	2001
177.	V.B.S.Purvanchal	1987
178.	Jagadguru Rambhadracharya Handicapped	2002
UTTARANCHAL		
179.	G.B. Pant University of Agriculture & Technology	1960
180.	Hemwati Nandan Bahuguna Garhwal	1973
181.	Kumaun	1973
182.	Dev Sanskriti Vishwavidyalaya	2002
WEST BENGAL		
183.	Bidhan Chandra Krishi	1974
184.	Jadavpur	1955
185.	Netaji Subhash Open	1997
186.	Rabindra Bharati	1962
187.	University of Burdwan	1960

188.	University of Calcutta	1857
189.	University of Kalyani	1960
190.	University of North Bengal	1962
191.	Uttar Banga Krishi	2001
192.	Vidyasagar	1981
193.	Visva Bharati *	1951
194.	West Bengal University of Animal and Fisheries Sciences	1995
195.	West Bengal University of Technology	2001
NCT OF DELHI		
196.	Guru Gobind Singh Indraprashta	1998
197.	Indira Gandhi National Open *	1985
198.	Jamia Millia Islamia *	1988
199.	Jawaharlal Nehru *	1968
200.	University of Delhi *	1922
PONDICHERRY (U.T.)		
201.	Pondicherry *	1985
* Central University		

(B) INSTITUTIONS ESTABLISHED UNDER STATE LEGISLATURE ACT		
S. No.	State/University	Year of Establishment / Recognition
ANDHRA PRADESH		
1.	Nizam's Institute of Medical Sciences	1990
2.	Sri Venkateswara Institute of Medical Sciences	1995
BIHAR		
3.	Indira Gandhi Institute of Medical Sciences	1992
JAMMU & KASHMIR		
4.	Sher-e-Kashmir Institute of Medical Sciences	1990
UTTAR PRADESH		
5.	Sanjay Gandhi Post-Graduate Institute of Medical Sciences	1983

(C) INSTITUTIONS DEEMED TO BE UNIVERSITIES		
S. No.	State/University	Year of Establishment / Recognition
ANDHRA PRADESH		
1.	Central Institute of English & Foreign Languages	1973
2.	International Institute of Information Technology	2001
3.	Rashtriya Sanskrit Vidyapeetha	1987
4.	Sri Sathya Sai Institute of Higher Learning	1981
5.	National Institute of Technology	2002
ASSAM		
6.	National Institute of Technology	2002
BIHAR		
7.	Bihar Yoga Bharati	2000
GUJARAT		
8.	Dharamsinh Desai Institute of Technology	2000
9.	Gujarat Vidyapith	1963
10.	Sardar Vallabhbhai National Institute of Technology	2002
HARYANA		
11.	National Dairy Research Institute	1989
12.	National Brain Research Institute	2002
13.	National Institute of Technology	2002
HIMACHAL PRADESH		
14.	National Institute of Technology	2002
JHARKHAND		
15.	Birla Institute of Technology	1986
16.	Indian School of Mines	1968

17.	National Institute of Technology	2002
KARNATAKA		
18.	Indian Institute of Science	1985
19.	Manipal Academy of Higher Education	1994
20.	National Institute of Mental Health & Neuro Sciences	1994
21.	Jawaharlal Nehru Centre for Advanced Scientific Research	2002
22.	National Institute of Technology	2002
23.	Swami Vivekananda Yog Anusandhana Samsthana	2002
KERALA		
24.	National Institute of Technology	2002
MADHYA PRADESH		
25.	Indian Institute of International Technology and Management	2001
26.	Lakshmbai National Institute of Physical Education	1997
27.	Maulana Azad National Institute of Technology	2002
MAHARASHTRA		
28.	Bharati Vidyapeeth	1996
29.	Central Institute of Fisheries Education	1989
30.	Deccan College Post-Graduate and Research Institute	1990
31.	Gokhale Institute of Politics & Economics	1994
32.	Indira Gandhi Institute of Development Research	1996
33.	Institute of Armament Technology	1999
34.	International Institute for Population Sciences	1985

35.	Tata Institute of Social Sciences	1964
36.	Tilak Maharashtra Vidyapeeth	1987
37.	Dr. D.Y. Patil Vidyapeeth	2003
38.	Narsee Monjee Institute of Management Studies	2003
39.	Padmashree Dr. D.Y. Patil Vidyapith	2002
40.	Symbiosis International Education Centre	2002
41.	Tata Institute of Fundamental Research	2002
42.	Visvesvaraya National Institute of Technology	2002
ORISSA		
43.	National Institute of Technology	2002
PUNJAB		
44.	Thapar Institute of Engineering & Technology	1985
45.	Dr. B.R. Ambedkar National Institute of Technology	2002
RAJASTHAN		
46.	Banasthali Vidyapith	1983
47.	Birla Institute of Technology & Science	1964
48.	Jain Vishva Bharati Institute	1991
49.	Rajasthan Vidyapeeth	1987
50.	Institute of Advance Studies in Education	2002
51.	Malviya National Institute of Technology	2002
TAMIL NADU		
52.	Avinashilingam Institute for Home Science & Higher Education for Women	1988
53.	Gandhigram Rural Institute	1976

54.	Sathyabama Institute of Science and Technology	2001
55.	Shanmugha Arts, Science & Technology and Research Academy	2001
56.	Sri Chandrasekharendra Saraswati	1994
57.	Sri Ramachandra Medical College and Research Institute	1995
58.	Vellore Institute of Technology	2001
59.	Vinayaka Mission's Research Foundation	2000
60.	Amrita Vishwa Vidyapeetham	2003
61.	Bharat Institute of Higher Education & Research	2002
62.	Dr. M.G.R. Educational and Research Institute	2002
63.	S.R.M. Institute of Science and Technology	2002
UTTAR PRADESH		
64.	Allahabad Agricultural Institute	2000
65.	Bhatkhande Music Institute	2000
66.	Central Institute of Higher Tibetan Studies	1989
67.	Dayalbagh Educational Institute	1981
68.	Indian Institute of Information Technology	2000
69.	Indian Veterinary Research Institute	1983
70.	Motilal Nehru National Institute of Technology	2002
UTTARANCHAL		
71.	Forest Research Institute	1992
72.	Gurukula Kangri	1962
WEST BENGAL		
73.	Bengal Engineering College	1992

NCT OF DELHI		
74.	Indian Agricultural Research Institute	1958
75.	Jamia Hamdard	1989
76.	National Museum Institute of History of Art, Conservation and Museology	1989
77.	School of Planning & Architecture	1979
78.	Shri Lal Bahadur Shastri Rashtriya Sanskrit	1987
79.	TERI School of Advanced Studies	1999
80.	Indian Institute of Foreign Trade	2002
81.	Rashtriya Sanskrit Sansthan	2002

(D) INSTITUTES OF NATIONAL IMPORTANCE	
1.	All India Institute of Medical Sciences, New Delhi
2.	Dakshina Bharat Hindi Prachar Sabha, Chennai
3.	Indian Institute of Technology, Chennai
4.	Indian Institute of Technology, Guwahati
5.	Indian Institute of Technology, Kanpur
6.	Indian Institute of Technology, Kharagpur
7.	Indian Institute of Technology, Mumbai
8.	Indian Institute of Technology, New Delhi
9.	Indian Institute of Technology, Roorkee
10.	Indian Statistical Institute, Kolkata
11.	National Institute of Pharmaceutical Education and Research (Mohali)
12.	Post-Graduate Institute of Medical Education and Research, Chandigarh
13.	Sree Chitra Tirunal Institute of Medical Sciences and Technology, Thiruvananthapuram

APPENDIX : II

LIST OF THE UNIVERSITIES WHICH ARE NOT ELIGIBLE FOR CENTRAL ASSISTANCE UNDER SECTION 12(B) OF THE UGC ACT, 1956 (AS ON 31.03.2003)

S.No.	Name of the University
ANDHRA PRADESH	
1.	Dravidian University
2.	N.T.R. University of Health Sciences
3.	National Academy of Legal Studies & Research University
4.	Sri Vekkateswara Institute of Medical Sciences
BIHAR	
5.	Bhupendra Narayan Mandal University
6.	Jai Prakash Narain University
7.	Nalanda Open University
8.	Veer Kunwar Singh University
9.	Indira Gandhi Institute of Medical Sciences
GUJARAT	
10.	Dr. B.S.Ambedkar Open University
HIMACHAL PRADESH	
11.	Jaypee University of Information Technology
JAMMU & KASHMIR	
12.	Sher-e-Kashmir Institute of Medical Sciences, Srinagar
JHARKHAND	
13.	Siddhu Kanhu University
KARNATAKA	
14.	Karnataka State Open University
15.	Rajiv Gandhi University of Health Sciences
16.	Visveswaraiah Technological University

KERALA	
17.	Kannur University
18.	Sree Sankaracharya University of Sanskrit
MADHYA PRADESH	
19.	M.P. Bhoj University
20.	Maharishi Mahesh Yogi Vedic Vishwavidyalaya
21.	Makhanlal Chaturvedi Rashtriya Patrakariata Vishwavidyalaya
22.	National Law Institute University
23.	Rajiv Gandhi Proudyogiki Vishwavidyalaya
MAHARASHTRA	
24.	Dr. B.S.Ambedkar Technological University
25.	Kavi Kulguru Kalidas Sanskrit Vishwavidyalaya
26.	Maharashtra Animal & Fishery Sciences
27.	Maharashtra University of Health Sciences
ORISSA	
28.	Fakir Mohan University
29.	North Orissa
30.	Utkal University of Culture
PUNJAB	
31.	Baba Farid University
32.	Punjab Technical University
RAJASTHAN	
33.	Maharana Pratap University of Agriculture & Technology

	SIKKIM
34.	Sikkim-Manipal University of Health, Medical & Technological Sciences
	TAMIL NADU
35.	Periyar University
36.	Tamil Nadu Dr. Ambedkar Law University
37.	Dr. M.G. R. Education and Research Institute
	UTTAR PRADESH
38.	Jagadguru Rambhadracharya Handicapped University
39.	Uttar Pradesh Technical University
	UTTARANCHAL
40.	Dev Sanskriti Vishwavidyalaya

	WEST BENGAL
41.	Netaji Subhash Open University
42.	Uttar Banga Krishi Vishwavidyalaya
43.	West Bengal University of Animal and Fisheries Sciences
44.	West Bengal University of Technology

Note: Agricultural /Veterinary, Medical including Ayurveda, Open Universities and institutes established under State Legislature Act are being funded by the concerned Central / State Ministry or Central / State Statutory Bodies. However, the universities viz. G.B. Pant University of Agriculture and Technology, Sanjay Gandhi P.G. Institute of Medical Sciences, Dr. B.R. Ambedkar Open University, Yashwantrao Chavan Open University and some research Institutes are being funded partially under specific programmes / schemes of the UGC.

APPENDIX : III
ALL INDIA GROWTH OF STUDENTS ENROLMENT:
1983-84 to 2002-2003

Year	Total Enrolment	Increase over the preceding year	Percentage
1983-84	33,07,649	1,74,556	5.6
1984-85	34,04,096	96,447	2.9
1985-86	36,05,029	2,00,933	5.9
1986-87	37,57,158	1,52,129	4.2
1987-88	40,20,159	2,63,001	7.0
1988-89	42,85,489	2,65,330	6.6
1989-90	46,02,680	3,17,191	7.4
1990-91	49,24,868	3,22,188	7.0
1991-92	52,65,886	3,41,018	6.9
1992-93	55,34,966	2,69,080	5.1
1993-94	58,17,249	2,82,283	5.1
1994-95	61,13,929	2,96,680	5.1
1995-96	65,74,005	4,60,076	7.5
1996-97	68,42,598	2,68,593	4.1
1997-98	72,60,418	4,17,820	6.1
1998-99	77,05,520	4,45,102	6.1
1999-2000	80,50,607	3,45,087	4.5
2000-2001	83,99,443	3,48,836	4.3
2001-2002 *	88,21,095	4,21,652	5.0
2002-2003 *	92,27,833	4,06,738	4.6

*Provisional

APPENDIX :IV
STATE-WISE STUDENT ENROLMENT*
IN UNIVERSITIES & COLLEGES : 2002-2003

S. No.	State/UT	Total Enrolment	Women Enrolment	Women %
1.	Andhra Pradesh	7,51,476	2,95,330	39.30
2.	Arunachal Pradesh	5,439	1,577	28.99
3.	Assam	2,01,132	81,458	40.50
4.	Bihar	4,94,035	1,17,628	23.81
5.	Chhattisgarh	1,52,813	56,082	36.70
6.	Delhi	1,72,218	79,220	46.00
7.	Goa	19,437	11,371	58.50
8.	Gujarat	5,19,021	2,29,483	44.21
9.	Haryana	2,49,118	1,02,138	41.00
10.	Himachal Pradesh	89,914	38,383	42.69
11.	Jammu & Kashmir	59,599	28,071	47.10
12.	Jharkhand	1,97,349	59,994	30.40
13.	Karnataka	5,57,645	2,27,846	40.86
14.	Kerala	2,51,157	1,50,682	60.00
15.	Madhya Pradesh	4,74,813	1,76,630	37.20
16.	Maharashtra	12,58,195	5,15,868	41.00
17.	Manipur	36,379	16,115	44.30
18.	Meghalaya	29,165	13,970	47.90
19.	Mizoram	11,240	5,249	46.70
20.	Nagaland	12,339	4,788	38.80
21.	Orissa	3,45,113	1,23,171	35.69
22.	Punjab	2,43,743	1,28,411	52.68
23.	Rajasthan	3,63,172	1,17,416	32.33
24.	Sikkim	4,103	1,654	40.31
25.	Tamil Nadu	7,13,045	3,21,583	45.10
26.	Tripura	20,145	8,219	40.80
27.	Uttar Pradesh	11,77,810	4,52,279	38.40
28.	Uttaranchal	1,15,318	46,127	40.00
29.	West Bengal	6,48,178	2,55,382	39.40
30.	A & N Islands	2,015	1,164	57.77
31.	Chandigarh	33,942	18,838	55.50
32.	Daman & Diu	587	275	46.85
33.	Pondicherry	18,178	9,562	52.60
	Total	92,27,833	36,95,964	40.05

APPENDIX :V
STAGE - WISE ENROLMENT *:
UNIVERSITY TEACHING DEPARTMENTS / UNIVERSITY
COLLEGES & AFFILIATED COLLEGES : 2002-2003

S. No.	Stage	University Deptts./ University Colleges	Affiliated Colleges	Total (% to Grand Total)	Percentage in Affiliated Colleges
1.	Graduate	8,12,378	74,15,039	82,27,417 (89.16)	90.13
2.	Post-Graduate	2,85,873	5,60,683	8,46,556 (9.17)	66.23
3.	Research	56,455	5,758	62,213 (0.67)	9.25
4.	Diploma / Certificate	46,442	45,205	91,647 (1.00)	49.33
	Grand Total	12,01,148	80,26,685	92,27,833 (100.00)	86.98

* Provisional

APPENDIX :VI
STUDENTS ENROLMENT: FACULTY-WISE*: 2002-2003

S.No.	Faculty	Total Enrolment	Percentage to Total
1.	Arts 41,58,606	45.07	
2.	Science	18,34,493	19.88
3.	Commerce/Management	16,60,238	17.99
4.	Education	1,32,572	1.43
5.	Engineering / Technology	6,92,087	7.50
6.	Medicine	3,00,669	3.25
7.	Agriculture	55,367	0.60
8.	Veterinary Science	14,765	0.16
9.	Law 2,98,291	3.23	
10.	Others	80,745	0.88
	Total	92,27,833	100.00

* Provisional

APPENDIX :VII
STATE-WISE NUMBER OF COLLEGES DURING THE YEAR 2002-2003
AND INCREASE IN NUMBER OF COLLEGES DURING THE IX PLAN PERIOD
(1997-98 TO 2001-2002)

S. No.	State/ Union Territory	1997-98 Number of Colleges (UC + AC)	2001-2002 Number of Colleges (UC + AC)	Increase during IX Plan Period (1997-98 to 2001-02)	Number of Colleges during 2002-03* (UC + AC)
(1)	(2)	(3)	(4)	(5)	(6)
1.	Andhra Pradesh	1196	1925	729	1940
2.	Arunachal Pradesh	8	8	-	8
3.	Assam	297	364	67	379
4.	Bihar	779	677	** -102	677
5.	Chhattisgarh	-	276	@276	290
6.	Goa	36	46	10	46
7.	Gujarat	489	666	177	668
8.	Haryana	206	259	53	268
9.	Himachal Pradesh	75	89	14	89
10.	J & K	60	118	58	134
11.	Jharkhand	-	175	@175	175
12.	Karnataka	1246	1527	281	1632
13.	Kerala	289	391	102	429
14.	Madhya Pradesh	742	891	149	892
15.	Maharashtra	1605	2083	478	2100
16.	Manipur	60	69	9	70
17.	Meghalaya	36	52	16	52
18.	Mizoram	27	32	5	33
19.	Nagaland	28	41	13	41
20.	Orissa	628	783	155	786
21.	Punjab	252	337	85	337
22.	Rajasthan	347	458	111	458
23.	Sikkim	4	10	6	10
24.	Tamil Nadu	634	987	353	1226
25.	Tripura	21	21	-	21
26.	Uttar Pradesh	1058	1647	589	1520
27.	Uttaranchal	-	125	@125	125
28.	West Bengal	418	536	118	544
29.	A & N Islands	4	4	-	4
30.	Chandigarh	21	25	4	25
31.	D & N Haveli	-	-	-	-
32.	Daman & Diu	2	2	-	2
33.	Delhi	88	175	87	175
34.	Lakshdweep	-	-	-	-
35.	Pondicherry	22	33	11	33
	Total	10,678	14,832	4,154	15,343

UC-University Colleges; AC-Affiliated Colleges

* Provisional (Data received from 100 Universities only)

** Due to transfer of colleges to Jharkhand State

@ Due to carvation of new states viz. Chhattisgarh from Madhya Pradesh, Jharkhand from Bihar and Uttaranchal from Uttar Pradesh States.

APPENDIX : VIII
NUMBER AND DISTRIBUTION OF TEACHING STAFF* BY
DESIGNATION IN UNIVERSITY DEPARTMENTS AND
UNIVERSITY COLLEGES : 2002-2003

Year	Professors	Readers	Sr. Lecturers	Lecturers	Tutor/ Demonstrators	Total
2002-2003	15,234 (21.00)	22,923 (31.68)	11,115 (15.32)	21,400 (29.50)	1,870 (2.58)	72,543 (100.00)

* Provisional

Note: (a) Figures in parentheses indicate the percentage of the cadres to the total staff.
(b) Part-time teachers/Physical training instructors are included in lecturers.

APPENDIX : IX
NUMBER AND DISTRIBUTION OF TEACHING STAFF - BY
DESIGNATION - IN AFFILIATED COLLEGES : 2002-2003**

Year	Professors*	Readers (Lecturer Selection Grade)	Sr. Lecturers	Lecturers	Tutor/ Demonstrators	Total
2002-2003	22,550 (6.20)	81,469 (22.40)	54,192 (14.90)	1,90,544 (52.39)	14,948 (4.11)	3,63,703 (100.00)

* Includes Principals and Senior Teachers who are equivalent to Professors.

** Provisional

Note: (a) Figures in parentheses indicate the percentage of the cadres to the total staff.
(b) Part-time teachers/Physical training instructors are included in lecturers.

APPENDIX : X
FACULTY-WISE NUMBER OF DOCTORATE DEGREES
AWARDED DURING 2000-2001 AND 2001-2002

Faculty	No. of Doctorate Degrees Awarded	
	2000-2001	2001-2002**
Arts	4,398	4,545
Science	3,727	4012
Commerce/Management	621	704
Education	399	427
Engineering/Technology	778	747
Medicine	221	192
Agriculture	889	781
Veterinary Science	110	90
Law	105	108
Others*	296	293
Total	11,534	11,899

* Others includes Music/Fine Arts, Library Science, Physical Education, Journalism, Social Work, etc..

** Provisional

APPENDIX : XI

LIST OF DEEMED UNIVERSITIES WHICH ARE BEING PAID PLAN (DEVELOPMENT) ASSISTANCE : 2002-03

1.	Avinashilingam Institute for Home Science and Higher Education for Women, Coimbatore
2.	Banasthali Vidyapitha, Banasthali (Rajasthan)
3.	Bharati Vidyapeeth, Pune (Maharashtra)
4.	Central Institute of English and Foreign Languages, Hyderabad (A.P.)
5.	Central Institute of Higher Tibetan Studies, Sarnath, Varanasi. (U.P.)
6.	Dayalbagh Educational Institute, Agra (U.P.)
7.	Deccan College Post-graduate & Research Institute, Pune (Maharashtra).
8.	Gandhigram Rural Institute, Gandhigram (T.N.)
9.	Gokhale Institute of Politics and Economics, Pune (Maharashtra)
10.	Gujarat Vidyapith, Ahmedabad (Gujarat)
11.	Gurukul Kangri Vishwavidyalaya, Gurukul Kangri, Hardwar (Uttaranchal)
12.	Jain Vishwa Bharati Institute, Ladnun, (Rajasthan)
13.	Jamia Hamdard, New Delhi
14.	Rajasthan Vidyapeeth, Udaipur (Rajasthan)
15.	Rashtriya Sanskrit Vidyapeetha, Tirupati (A.P.)
16.	Shri Chandrasekharendra Saraswathi Vishwa Mahavidyalaya, Kancheepuram (T.N.)
17.	Shri Lal Bahadur Shastri Rashtriya Sanskrit Vidyapeeth, New Delhi.
18.	Shri Satya Sai Institute of Higher Learning, Anantapur (A.P.)
19.	Tata Institute of Social Sciences, Mumbai (Maharashtra)
20.	Tilak Maharashtra Vidyapeeth, Pune (Maharashtra)
21.	Thapar Institute of Engineering & Technology, Patiala (Punjab)

22.	Bengal Engineering College, Howrah (West Bengal)
23.	Birla Institute of Technology and Science, Ranchi (Chhattisgarh)
24.	Birla Institute of Technology & Science, Pilani (Rajasthan)

APPENDIX : XII

LIST OF DEEMED UNIVERSITIES WHICH ARE BEING PAID NON-PLAN (MAINTENANCE) ASSISTANCE : 2002-03

1.	Avinashilingam Institute for Home Science and Higher Education for Women, Coimbatore (T.N.)
2.	Central Institute of English and Foreign Languages, Hyderabad (A.P.)
3.	Dayalbagh Educational Institute, Agra (U.P.)
4.	Gandhigram Rural Institute, Gandhigram, (T.N.)
5.	Gujarat Vidyapith, Ahmedabad (Gujarat)
6.	Gurukul Kangri Vishwavidyalaya, Hardwar (Uttaranchal)
7.	Jamia Hamdard, New Delhi
8.	Rashtriya Sanskrit Vidyapeetha, Tirupati (A.P.)
9.	Shri Chandrasekharendra Saraswathi Vishwa Mahavidyalaya, Kancheepuram (T.N.)
10.	Shri Lal Bahadur Shastri Rashtriya Sanskrit Vidyapeeth, New Delhi
11.	Tata Institute of Social Sciences, Mumbai (Maharashtra).
12.	Banasthali Vidyapith, Banasthali, (Rajasthan)

B. Colleges receiving only Plan Developmental Assistance from UGC

- *1. Rajguru College of Applied Sciences
- *2. Acharaya Narendra Dev College
- *3. Bhaskacharya College of Applied Science
- *4. Maharaja Agrasen College
- *5. Bhagini Nivedita College

* Colleges receiving only Plan Developmental Assistance from UGC.

C. Names of Colleges of Delhi University for which financial assistance is given to run Hostel also

- 1. Daulat Ram College
- 2. Hans Raj College
- 3. Hindu College

- 4. I.P. College for Women
- 5. Kirori Mal College
- 6. Lady Shri Ram College for Women
- 7. Lady Irwin College
- 8. Miranda House
- 9. Ramjas College
- 10. St. Stephen's College
- 11. Shri Ram College of Commerce
- 12. Zakir Hussain College (Day)

D. Names of BHU Colleges financially assisted by the Commission (Non-plan)

- 1. Arya Mahila Degree College
- 2. Vasanta College for Women
- 3. Vasanta Kanya Mahavidyalaya
- 4. Dayanand Mahavidyalaya

APPENDIX : XV

List of Autonomous Colleges : State-wise (as on 31.03.2003)

STATE	UNIVERSITY	NO. OF COLLEGES
Andhra Pradesh	Andhra University	08
	Nagarjuna University	04
	Osmania University	06
Gujarat	Gujarat University	01
Himachal Pradesh	Himachal Pradesh University	05
Madhya Pradesh	A.P. Singh University	04
	Barkatullah University	02
	Devi Ahilya University	06
	Dr. Hari Singh Gaur University	04
	Guru Ghasidas University	04
	Jiwaji University	03
	Rani Durgawati University	05
	Pt. Ravi Shankar University	07
Vikram University	01	
Maharashtra	S.N.D.T. Women's University	01
	Dr. Babasaheb Ambedkar Marathwada University	01
	Shivaji University	01
Orissa	Bherhampur University	02
	Sambalpur University	06
	Utkal University	09
Tamil Nadu	Bharthiar University	11
	Bharathidasan University	09
	Madras University	14
	Madurai Kamraj University	10
	Manonmaniam Sundaranar University	02
	Periyar University	02
Uttar Pradesh	Allahabad University	01
	Kanpur University	01
	Purvanchal University	02
TOTAL	29	132

APPENDIX : XVI

LIST OF ACADEMIC STAFF COLLEGES : 2002-2003

1)	Aligarh Muslim University
2)	Andhra University
3)	B.B. Ambedkar Bihar University
4)	Banaras Hindu University
5)	Bangalore University
6)	Bharathiar University
7)	Bharathidasan University
8)	Devi Ahilya University
9)	Dr. Baba Saheb Ambedkar Marathwada University
10)	Dr. Hari Singh Gour University
11)	Gauhati Univeristy
12)	Goa University
13)	Gorakhpur University
14)	Gujarat University
15)	Guru Nanak Dev University
16)	Himachal Pradesh University
17)	Jadavpur University
18)	Jai Narain Vyas University
19)	Jamia Millia Islamia
20)	Jawaharlal Nehru Technological University
21)	Jawaharlal Nehru University
22)	Karnatak University
23)	Kurukshetra University
24)	Laxmibai National Institute of Physical Education
25)	Madurai Kamraj University
26)	Maharshi Dayanand Saraswati University
27)	Nagpur University
28)	Osmania University

29)	Patna University
30)	Pondicherry University
31)	Punjab University
32)	Rajasthan University
33)	Ranchi University
34)	Rani Durgawati Vishwavidyalaya
35)	Sambalpur University
36)	Saurashtra University
37)	Sri Venkateswara University
38)	University of Hyderabad
39)	University of Allahabad
40)	University of Burdwan
41)	University of Calcutta
42)	University of Calicut
43)	University of Delhi
44)	University of Kashmir
45)	University of Kerala
46)	University of Lucknow
47)	University of Madras
48)	University of Mumbai
49)	University of Mysore
50)	University of Pune
51)	Utkal University

APPENDIX : XVII
LIST OF UGC-REFRESHER COURSE CENTRES
(AS ON JANUARY 31, 2003)

S.No.	Name of the Refresher Course Centre
	ANDHRA PRADESH
1)	Central Instt. of English and Foreign Language, Hyderabad
2)	Nagarjuna University, Guntur
3)	Potti Sreemalu Telegu University, Hyderabad
4)	Rashtriya Sanskrit Vidyapeeth, Tirupati
5)	Sri Krishnadevaraya University, Anantpur
6)	Indo-American Centre for International Studies, Hyderabad
7)	Kakatiya University, Vidyayanyapuri, Warangal
8)	Sri Padmavati Mahila Visvavidyalaya, Tirupati
9)	Institute of Public Enterprises, Osmania University Campus, Hyderabad
10)	National Academy of Legal Studies and Research University, University of Law, Hyderabad
11)	V.R. College, Nellore
12)	R.V.R. & J.C. College of Engineering, Guntur
	ARUNACHAL PRADESH
13)	Arunachal University, Itanagar
	ASSAM
14)	Dibrugarh University, Dibrugarh
15)	Tezpur University, Napaam, Tezpur
16)	Assam University, Silchar
	BIHAR
17)	K.S. Darbhanga Sanskrit Vidyapeeth, Kameshwarnagar, Darbhanga

	CHATTISGARH
18)	Pt. Ravishankar Shukla University, Raipur
	DELHI
19)	Shri Lal Bahadur Shastri Sanskrit Vidyapeeth, New Delhi
20)	Indian Law Institute, Bhagwandas Road, New Delhi
21)	National Institute of Criminology and Forensic Science, New Delhi
22)	Jamia Hamdard, Hamdard Nagar, New Delhi
23)	National Institute of Public Cooperation and Child Development, New Delhi
24)	School of Planning & Architecture, New Delhi
25)	Centre for Research & Training in History Archaeology & Palaeoenvironment, New Delhi
	GUJARAT
26)	Gujarat Vidyapeeth, Ahmedabad
27)	M.S. University of Baroda, Vadodara
28)	Sardar Patel University, Vallabhvidyanagar
29)	South Gujarat University, Surat
30)	Baroda Sanskrit Mahavidyalaya, M.S. University of Baroda, Vadodara
31)	Bhavnagar University, Bhavnagar
	HARYANA
32)	M.D. University, Rohtak
33)	Guru Jambheshwar University, Hisar
	KARNATAKA
34)	Gulbarga University, Gulbarga

35)	Institute of Social & Economic Change, Bangalore
36)	Indian Institute of Science, Bangalore
37)	Kuvempu University, Shimoga
38)	Mangalore University, Mangalore
39)	National Law School of Indian University, Bangalore
40)	Kannada University, Vidyanaya, Bellary
41)	Central Institute of Indian Language, Mysore
42)	National Institute of Mental Health & Neuro Sciences, Bangalore
43)	Ramakrishna Institute of Moral and Spiritual Education, Mysore
	<u>KERALA</u>
44)	Cochin University of Science and Technology, Kochi
45)	Mahatma Gandhi University, Kottayam
46)	Sree Sankaracharya University of Sanskrit, Kalady, Ernakulam
	<u>MADHYA PRADESH</u>
47)	Indira Kala Sangeet Vishwavidyala, Khairagarh
48)	Vikram University, Ujjain
49)	Baraktullah University, Bhopal
50)	Indian Institute of Tourism and Travel Management, Gwalior
51)	Guru Ghasidas University, Bilaspur
52)	Makhan Lal Chaturvedi Rashtriya Patrakarita Vishwavidyalaya, Bhopal
53)	National Law Institute University Barkheri Kalan, Bhopal
54)	Jiwaji University, Gwalior
55)	Govt. Kamala Raja Girls P.G. College, Gwalior

	<u>MAHARASHTRA</u>
56)	Deccan College P.G. & Institute, Pune
57)	Gokhale Institute of Politics & Economics, Pune
58)	International Institute of Population Science, Mumbai
59)	North Maharashtra University, Jalgaon
60)	Shivaji University, Kolhapur
61)	S.N.D.T. Women's University, Mumbai
62)	Chandrashekar Aghashe College of Physical Education Gultekadi, Pune
63)	Tata Institute of Social Science, Deonar, Mumbai
64)	Bhonsala Military College Rambhoomi, Nasik
65)	Amravati University, Amravati
66)	Swami Ramanand Teerath Marathwada University, Nanded
67)	Yashwantrao Chavan Maharashtra Open University, Nasik
	<u>MANIPUR</u>
68)	Manipur University, Imphal
	<u>MEGHALAYA</u>
69)	North Eastern Hill University, Shillong
	<u>MIZORAM</u>
70)	Director of Higher & Technical Education, Govt. of Mizoram, Aizawal
71)	Mizoram University, Aizawal
	<u>NAGALAND</u>
72)	Nagaland University, Kohima
	<u>ORISSA</u>
73)	Berhampur University, Dist. Ganjam, Berhampur

74)	Shri Jagannath Sanskrit Vishwavidyalaya, Puri
75)	Utkal University of Culture, Bhubaneswar
76)	North Orissa University, Baripada
	PANJAB
77)	Punjabi University, Patiala
	RAJASTHAN
78)	M.L. Sukhadia University, Pratap Nagar, Udaipur
79)	Rajasthan Vidyapeeth, Udaipur
80)	Birla Institute of Technology & Sciences, Vidyavihar, Pilani
	TAMIL NADU
81)	Annamalai University, Annamalai Nagar
82)	Avinashilingam Institute of Home Science, Coimbatore
83)	Gandhigram Rural Institute, Gandhigram
84)	Tamil University, Thanjavur
85)	Indian National Scientific Documentation Centre, Chennai
86)	Institute of Coastal Area Studies (M.S. University), Nagercoil
87)	Tamil Nadu Dr. Ambedkar Law University, Chennai
88)	Indian Institute of Technology, Chennai
89)	Manonmaniam Sundarnar University, Tirunelveli
90)	Mother Teresa Women's University, Kodaikanal
91)	St. Xavier's College of Education, Palayamkottai
92)	Holy Cross College, Nagercoil
93)	Vivekananda College, Madurai
94)	Vellore Institute of Technology, Vellore
95)	Vivekananda Institute of Educational Research & Training, Chennai

96)	Ramakrishna Mission Vidyalaya College of Education, Coimbatore
97)	Periyar University, Salem
98)	Anna University, Sardar Patel Road, Chennai
99)	Ayya Nadar Janaki Ammal College, Sivakasi
	TRIPURA
100)	Tripura University, Agartala
	UTTAR PRADESH
101)	Ch. Charan Singh University, Meerut
102)	Sampurnanand Sanskrit University, Varanasi
103)	Gandhian Institute of Studies, Varanasi
104)	M.J.P. Rohilkhand University, Barailly
105)	Bundelkhand University, Kanpur Road, Jhansi
106)	Bhatkhande Music Institute, Lucknow
	UTTARANCHAL
107)	H.N.B. Garhwal University, Srinagar
108)	Kumaun University, Nainital
109)	Gurukul Kangri Vishwavidyalaya, Hardwar
110)	Forest Research Institute, Dehradun
	WEST BENGAL
111)	Indian Statistical Institute, Barrackpore
112)	University of Kalyani, Kalyani
113)	Visva Bharati, Shantiniketan
114)	North Bengal University, Darjeeling
115)	Vidyasagar University, Midnapore
116)	Sivatosh Mukherji Science Centre, Calcutta
117)	Rabindra Bharati University, Calcutta

APPENDIX : XVIII

List of Subjects for UGC-NET Examination

Code	Subject	Code	Subject	Code	Subject
00	Paper-I (General Paper)	27	Telugu	60	Buddhist, Jaina, Gandhian and Peace Studies
01	Economics	28	Urdu	63	Mass Communication and Journalism
02	Political Science	29	Arabic	65	Performing Art-Dance/Drama/Theatre
03	Philosophy	30	English	66	Museology & Conservation
04	Psychology	31	Linguistics	67	Archaeology
05	Sociology	32	Chinese	68	Criminology
06	History	33	Dogri	70	Tribal and Regional Language/Literature
07	Anthropology	34	Nepali	71	Folk Literature
08	Commerce	35	Manipuri	72	Comparative Literature
09	Education	36	Assamese	73	Sanskrit traditional subjects (including) Jyotisha/Sidhanta Jyotisha/Navya Vyakarna/Vyakarna/Mimamsa/Navya Nyaya/ Sankhya Yoga/Tulanatmaka Darsana/Sukla Yajurveda/Madhava Vedanta/Dharmasastra/Sahitya Purana-Itihasa/Agama/ Advaita Vedanta
10	Social Work	37	Gujarati	74	Women Studies
11	Defence and Strategic Studies	38	Marathi	79	Visual Art (including Drawing & Painting/Sculpture/Graphics/ Applied Art/History of Art)
12	Home Science	39	French	80	Geography
14	Public Administration	40	Spanish	81	Social Medicine & Community Health
15	Population Studies	41	Russian	82	Forensic Science
16	Music	42	Persian	83	Pali
17	Management	43	Rajasthani	84	Kashmiri
18	Maithili	44	German	85	Konkani
19	Bengali	45	Japanese	87	Computer Applications

20	Hindi	46	Adult Education / Continuing Education / Andragogy / Non Formal Education	88	Electronic Science
21	Kannada	47	Physical Education	89	Environmental Sciences
22	Malayalam	49	Arab Culture and Islamic Studies	90	International and Area Studies
23	Oriya	50	Indian Culture	91	Prakrit
24	Punjabi	55	Labour Welfare and Industrial Relations/Labour and Social Welfare/Human Resource Management	92	Human Rights and Duties
25	Sanskrit	58	Law	93	Tourism Administration and Management
26	Tamil	59	Library and Information Science		

APPENDIX : XIX

List of Centres for UGC-NET Examination

(As on 31.03.2003)

Code	Centre
01	Aligarh Muslim University, Aligarh
02	University of Allahabad, Allahabad
03	Andhra University, Visakhapatnam
04	Arunachal University, Itanagar
05	Banaras Hindu University, Varanasi
06	Bangalore University, Bangalore
07	M.P. Bhoj Open University, Shivaji Nagar, Bhopal
08	Berhampur University, Berhampur
09	Bharathiar University, Coimbatore
10	Bharathidasan University, Tiruchirapalli
11	University of Burdwan, Burdwan
12	University of Calcutta, Kolkata
13	University of Calicut, Kozhikode
14	Ch. Charan Singh University, Meerut
15	Chhatrapati Shahu Ji Maharaj University, Kanpur
16	Cochin University of Science and Technology, Kochi
17	University of Delhi, Delhi
18	Devi Ahilya Vishwavidyalaya, Indore
19	Dr. B.S.A. Marathwada University, Aurangabad
20	Gauhati University, Guwahati
21	Goa University, Goa

22	Deendayal Upadhyaya Gorakhpur University, Gorakhpur
23	Gujarat University, Ahmedabad
24	Gulbarga University, Gulbarga
25	Guru Nanak Dev University, Amritsar
26	Himachal Pradesh University, Shimla
27	University of Jammu, Jammu (Tawi)
28	Jai Narain Vyas University, Jodhpur
29	Jiwaji University, Gwalior
30	Karnatak University, Dharwad
31	University of Kashmir, Srinagar
32	University of Kerala, Thiruvananthapuram
33	Kurukshetra University, Kurukshetra
34	University of Lucknow, Lucknow
35	M.S. University of Baroda, Vadodara
36	University of Madras, Chennai
37	Madurai Kamraj University, Madurai
38	Mangalore University, Mangalore
39	Manipur University, Imphal
40	Mohanlal Sukhadia University, Udaipur
41	University of Mumbai, Mumbai
42	Nagarjuna University, Guntur
43	Nagpur University, Nagpur
44	North Bengal University, Darjeeling
45	North Eastern Hill University, Shillong
46	Osmania University, Hyderabad

47	Pt. Ravishankar Shukla University, Raipur
48	Panjab University, Chandigarh
49	Patna University, Patna
50	University of Pune, Pune
51	University of Rajasthan, Jaipur
52	Ranchi University, Ranchi
53	Rani Durgavati Vishwavidyalaya, Jabalpur
54	H.N.B. Garhwal University, Srinagar
55	Sambalpur University, Sambalpur
56	Saurashtra University, Rajkot
57	Sri Venkateswara University, Tirupati

58	Tilka Manjhi Bhagalpur University, Bhagalpur
59	Tripura University, Agartala
60	Utkal University, Bhubaneswar
61	Dr. Bhim Rao Ambedkar University, Agra
62	Maharshi Dayanand Saraswati University, Ajmer
63	Mizoram University, Mizoram
64	Nagaland University, Nagaland
65	Jawaharlal Nehru Rajkeeya Mahavidyalaya, Andaman & Nicobar Islands, Port Blair

APPENDIX: XX
STATEMENT OF GRANTS PAID BY UGC UNDER
UGC INFONET SCHEME : 2002-2003

(Rs. in lakhs)

S.No.	State / Name of University	Grants paid
1.	Andhra Pradesh Osmania University, Hyderabad	24.02
2.	Andhra University, Visakhapatnam	25.26
3.	Nagarjuna University, Guntur	25.26
4.	Jawaharlal Nehru Technological University, Hyderabad	12.82
5.	Kakatiya University, Warangal	7.14
6.	Rashtriya Sankrit Vidyapeeth, Tirupati	7.14
7.	Shri Padmavati Mahila Vishwavidyalaya, Tirupati	7.14
8.	Potti Sriramulu Telugu University, Hyderabad	9.42
	Arunachal Pradesh	
9.	Arunachal University, Itanagar	4.90
	Assam	
10.	Assam University, Silchar	25.26
11.	Gauhati University, Guwahati	12.82
12.	Tezpur University, Tezpur	4.90
	Bihar	
13.	Tilak Manjhi Bhagalpur University, Bhagalpur	7.14
	Chandigarh	
14.	Punjab University, Chandigarh	25.26
	Chhattisgarh	
15.	Pt. Ravi Shankar Shukla University, Raipur	25.26
	Delhi	
16.	Jamia Hamdard, Delhi	24.02
17.	Jamia Millia Islamia, Delhi	24.02
	Goa	
18.	Goa University, Goa	25.26
	Gujarat	
19.	M.S. University of Baroda, Vadodara	25.26
20.	North Gujarat University, Patan	25.26
21.	Sardar Patel University, Vallabh Vidya Nagar	25.26

22.	Saurashtra University, Rajkot	25.26
23.	Gujarat Vidyapeeth, Ahmedabad	7.14
	Himachal Pradesh	
24.	Himachal Pradesh University, Shimla	25.26
	Jammu & Kashmir	
25.	University of Jammu, Jammu	25.26
26.	University of Kashmir, Srinagar	25.26
	Jharkhand	
27.	Birla Institute of Technology, Ranchi	25.26
	Karnataka	
28.	Gulbarga University, Gulbarga	25.26
29.	Mangalore University, Mangalore	25.26
30.	Kannada University, Kamalpur	7.14
31.	Kuvempu University, Shankaraghatta	7.14
	Kerala	
32.	Cochin University of Science & Technology, Kochi	25.26
33.	Mahatma Gandhi University, Kottayam	25.26
34.	University of Calicut, Kozhikode	25.26
	Madhya Pradesh	
35.	Mohanlal Sukhadia University, Udaipur	25.26
36.	Devi Ahilya Vishwavidyalaya, Indore	12.82
37.	Rani Durgavati Vishwavidyalaya, Jabalpur	7.14
38.	Mahatma Gandhi Gramodaya Vishwavidyalaya, Chitrakoot	5.79
39.	Jiwaji University, Gwalior	7.14
	Maharashtra	
40.	Tata Institute of Social Sciences, Mumbai	24.22
41.	Nagpur University, Nagpur	25.26
42.	North Maharashtra University, Jalgaon	25.26
43.	Swami Ramanand Teerth Marathwada University, Nanded	25.26
44.	Gokhale Institute of Politics & Economics, Pune	9.42

	Meghalaya	
45.	North Eastern Hill University, Shillong	14.55
	Orissa	
46.	Berhampur University, Berhampur	7.14
	Punjab	
47.	Guru Nanak Dev University, Amritsar	14.55
48.	Thapar Institute of Engineering, Patiala	25.26
	Rajasthan	
49.	Birla Institute of Technology & Science, Pilani	25.26
	Tamil Nadu	
50.	University of Madras, Chennai	24.02
51.	Manomaniam Sundaranar University, Tirunelveli	7.14
52.	Mother Teresa Women's Univesity, Tirunelveli	7.14
53.	Gandhigram Rural Institute, Gandhigram	7.14

	Uttar Pradesh	
54.	Banarash Hindu University, Varanasi	27.20
55.	University of Allahabad, Allahabad	32.02
56.	Chattrapati Sahuji Maharaj University, Kanpur	9.42
57.	DDU Gorakhpur University, Gorakhpur	4.82
	Uttaranchal	
58.	Gurukula Kangri Vishwavidyalaya, Haridwar	7.14
	West Bengal	
59.	Jadavpur University, Kolkata	24.02
60.	University of Calcutta, Kolkata	24.02
61.	University of North Bengal, Darjeeling	25.26
62.	Vidyasagar University, Midnapore	9.42
	GRAND TOTAL	1116.69

STATEMENT SHOWING THE GRANTS PAID TO UNIVERSITIES DURING THE YEAR 2002-2003**(MAJOR HEADWISE) UNDER NON PLAN.**

(Rs. In lakh)

Sl. No.	CENTRAL UNIVERSITIES	Block Grants to Central Univ.	Block Grants to Deemed Univ.	Grants for specific purposes	Teacher Awards	Research fellowships	Research Scientists in Humanities & Science	Scholarships & fellowships in E & T	Reimbursement to Non Univ. Institution	Mass Media Centre	Inter Univ. Centres	H.B.A to Central Universities	H.B.A to Deemed to be Universities	Total
		02 (i)	02 (ii)	02 (iii)	04	05	06	07	08	09	010	011 (i)	011 (ii)	
1.	Aligarh Muslim Univ., Aligarh	17,290.53	—	—	—	26.90	—	—	—	—	—	100.00	—	17,417.43
2.	ASSAM Univ., Silchar	469.59	—	—	—	2.40	—	—	—	—	—	—	—	471.99
3.	B.H.U. Varanasi	15,341.46	—	—	—	112.55	36.77	83.26	—	—	—	125.00	—	15,699.04
4.	Delhi Univ., Delhi	12,152.85	—	—	—	220.68	65.87	—	—	—	—	—	—	12,439.40
5.	Dr. B.R. Ambedkar Univ. Lucknow	192.61	—	—	—	—	—	—	—	—	—	—	—	192.61
6.	Hyderabad Univ. Hyderabad	3,197.86	—	—	—	150.96	10.59	7.95	—	—	—	75.00	—	3,442.36
7.	Jamia Millia Islamia Univ. New Delhi	3,746.37	—	—	—	24.85	—	—	—	229.00	—	75.00	—	4,075.22
8.	J.N.U. New Delhi	5,877.67	—	—	—	406.73	47.72	—	—	—	—	—	—	6,332.12
9.	Maulana Azad National Urdu Univ., Hyderabad	59.00	—	—	—	—	—	—	—	—	—	—	—	59.00
10.	Mizoram Univ., Mizoram	650.51	—	—	—	0.68	—	—	—	—	—	75.00	—	726.19
11.	N.E.H.U. Shillong	3,268.16	—	—	—	25.00	—	—	—	—	—	200.00	—	3,493.16
12.	Nagaland Univ., Kohima	1,370.04	—	—	—	5.00	—	—	—	—	—	75.00	—	1,450.04
13.	Pondicherry Univ.	1,152.18	—	—	—	—	—	—	—	—	—	50.00	—	1,202.18
14.	Tezpur Univ., Tezpur	498.23	—	—	—	—	—	—	—	—	—	75.00	—	573.23
15.	Visva Bharati, Shantiniketan	4,736.92	—	—	—	1.30	—	—	—	—	—	50.00	—	4,788.22
	Total :-	70,003.98	—	—	—	977.05	160.95	91.21	—	229.00	—	900.00	—	72,362.19

Sl. No.	INSTITUTION DEEMED TO BE UNIVERSITIES	Block Grants to Central Univ.	Block Grants to Deemed Univ.	Grants for specific purposes	Teacher Awards	Research fellowships	Research Scientists in Humanities & Science	Scholarships & fellowships in E & T	Reimbursement to Non Univ. Institution	Mass Media Centre	Grants for specific purposes	H.B.A to Central Universities	H.B.A to Deemed to be Universities	Total
		02 (i)	0 2 (ii)	02 (iii)	04	05	06	07	08	09	010	011 (i)	011 (ii)	
1.	Avinash Instt. of Home Sci. for & Higher Edu. Women's Coimbatore	—	789.23	—	—	1.50	—	—	—	—	—	—	45.00	835.73
2.	Banasthali Vidyapith, Banasthali	—	300.00	—	—	2.04	—	—	—	—	—	—	—	302.04
3.	Bengal Engg. College, Howrah	—	—	—	—	2.39	—	—	—	—	—	—	—	2.39
4.	Birla Instt. Tech. & Sci., Pilani	—	—	—	—	—	—	44.98	—	—	—	—	—	44.98
5.	Birla Instt. of Tech. & Science, Mersa, Ranchi	—	—	213.24	—	—	—	—	—	—	—	—	—	213.24
6.	C.I.E.F.L., Hyderabad	—	903.36	—	—	—	—	—	—	92.97	—	—	—	996.33
7.	C.I.F.E., Versova, Mumbai	—	—	—	—	0.55	—	—	—	—	—	—	—	0.55
8.	Dayal Bagh Educational Instt. Agra	—	405.19	—	—	0.58	—	0.75	—	—	—	—	—	406.52
9.	Deccan College PG & Research Instt. Pune	—	—	—	—	2.18	—	—	—	—	—	—	—	2.18
10.	Gandhigram Rural Instt., Gandhigram	—	854.30	—	—	5.00	—	—	—	—	—	—	—	859.30
11.	Gujarat Vidyapith, Ahmedabad	—	760.42	—	—	—	—	—	—	—	—	—	10.00	770.42
12.	Gurukul Kangri V.V., Haridwar	—	539.51	—	—	—	—	—	—	—	—	—	—	539.51
13.	Indian Agril. Res. Instt., New Delhi	—	—	—	—	12.52	—	—	—	—	—	—	—	12.52
14.	Indian Instt. of Sci., Bangalore	—	—	—	—	25.00	8.20	—	—	—	—	—	—	33.20
15.	Indian School of Mines, Dhanbad	—	—	—	—	5.00	—	—	—	—	—	—	—	5.00
16.	International Instt. for Population Sciences, Mumbai	—	—	—	—	3.54	—	—	—	—	—	—	—	3.54
17.	Jawahar Lal Nehru Centre for Advance Scientific Research, Bangalore	—	—	—	—	4.71	—	—	—	—	—	—	—	4.71
18.	Jamia Hamdard, New Delhi	—	400.00	—	—	10.00	—	22.05	—	—	—	—	—	432.05
19.	Jain V. Bharti Instt. Ladnun Nagaur	—	—	—	—	2.59	—	—	—	—	—	—	—	2.59
20.	Lakshmbai National Instt. of Phy. Education, Gwalior	—	—	—	—	6.00	—	—	—	—	—	—	—	6.00
21.	Moti Lal Nehru National Instt. of Tech., Allahabad	—	—	—	—	3.00	—	—	—	—	—	—	—	3.00

22.	National Museum Instt. of the History of Arts Conservation & Museology, New Delhi.	—	—	—	—	5.00	3.81	—	—	—	—	—	—	8.81
23.	National Instt. of Mental Health & Neuro Sciences, Bangalore	—	—	—	—	2.00	—	—	—	—	—	—	—	2.00
24.	Rashtriya Sanskrit Vidyapeeth, Tirupati	—	363.10	—	—	—	—	—	—	—	—	—	—	363.10
25.	Sh. Chandrasekharandra Saraswati Vish. Vidyalaya, Kancheepuram	—	7.00	—	—	—	—	—	—	—	—	—	—	7.00
26.	Sh. Lai Bahadur Shastri Rashtriya Sanskrit Vidyapith, New Delhi	—	462.95	—	—	3.58	—	—	—	—	—	—	—	466.53
27.	Tata Instt. of Social Science, Deonar Mumbai	—	826.59	—	—	3.00	—	—	—	—	—	—	—	829.59
28.	Thapar Instt. of Engg. & Tech. Patiala	—	—	62.43	—	—	—	—	—	—	—	—	—	62.43
	Total :-	—	6611.65	275.67	—	102.18	12.01	67.78	—	92.97	—	—	55.00	7215.26

Sl. No.	INTER UNIVERSITIES CENTRES	Block Grants to Central Univ.	Block Grants to Deemed Univ.	Grants for specific purposes	Teacher Awards	Research fellowships	Research Scientists in Humanities & Science	Scholarships & fellowships in E & T	Reimbursement to Non Univ. Institution	Mass Media Centre	Grants for specific purposes	H.B.A to Central Universities	H.B.A to Deemed to be Universities	Total
		02 (i)	0 2 (ii)	02 (iii)	04	05	06	07	08	09	010	011 (i)	011 (ii)	
1.	Consortium for Education Communication, New Delhi	—	—	—	—	—	—	—	—	37.17	—	—	—	37.17
2.	Inter Univ. Centre for Astronomy & Astrophysics, Pune	—	—	—	—	—	—	—	—	—	373.00	—	—	373.00
3.	Inter Univ. Consortium for DAE facility, Indore	—	—	—	—	—	—	—	—	—	484.50	—	—	484.50
4.	Indian Instt. of Advances Study, Shimla	—	—	—	—	—	—	—	—	—	—	—	—	—
5.	Nuclear Science Centre, New Delhi	—	—	—	—	—	—	—	—	—	744.25	—	—	744.25
6.	N.A.A.C. Rajaji Nagar, Bangalore	—	—	—	—	—	—	—	—	—	112.50	—	—	112.50
7.	Western Regional Instt. for Women Centre, Mumbai	—	—	—	—	—	—	—	—	—	—	—	—	—
8.	INFLIBNET Centre, Ahmedabad	—	—	—	—	—	—	—	—	—	187.50	—	—	187.50
	Total :-	—	—	—	—	—	—	—	—	37.17	1901.75	—	—	1938.92

Sl. No.	STATE UNIVERSITIES	Block Grants to Central Univ.	Block Grants to Deemed Univ.	Grants for specific purposes	Teacher Awards	Research fellowships	Research Scientists in Humanities & Science	Scholarships & fellowships in E & T	Reimbursement to Non Univ. Institution	Mass Media Centre	Grants for specific purposes	H.B.A to Central Universities	H.B.A to Deemed to be Universities	Total
		02 (i)	02 (ii)	02 (iii)	04	05	06	07	08	09	010	011 (i)	011 (ii)	

ANDHRA PRADESH														
1.	Andhra Univ., Waltair	—	—	—	—	25.61	16.30	99.86	—	—	—	—	—	141.77
2.	Jawaharlal Nehru Tech. Hyderabad	—	—	—	—	3.00	4.35	53.22	—	—	—	—	—	60.57
3.	Kakatiya Univ., Warangal	—	—	—	—	—	—	11.35	—	—	—	—	—	11.35
4.	Osmania Univ., Hyderabad	—	—	—	—	31.12	—	28.76	—	—	—	—	—	59.88
5.	Shri Krishna Devaraya Univ, Hyderabad	—	—	—	—	5.00	—	—	—	—	—	—	—	5.00
6.	Sri Padmavati Mahila Vishwavidyalaya, Tirupati	—	—	—	—	0.58	—	1.15	—	—	—	—	—	1.73
7.	Sri Venkateswara Univ., Tirupati	—	—	—	—	8.30	0.71	0.10	—	—	—	—	—	9.11
8.	Potti Sreeramulu Telugu Univ., Hyderabad	—	—	—	—	2.00	—	—	—	—	—	—	—	2.00
	Total :-	—	—	—	—	75.61	21.36	194.44	—	—	—	—	—	291.41

ASSAM														
1.	Dibrugarh Univ., Dibrugarh	—	—	—	—	1.56	—	—	—	—	—	—	—	1.56
2.	Gauhati Univ., Gauhati	—	—	—	—	30.00	—	—	—	—	—	—	—	30.00
	Total :-	—	—	—	—	31.56	—	—	—	—	—	—	—	31.56

BIHAR														
1.	BSBR Ambedkr, Bihar Univ., Muzaffarpur	—	—	—	—	1.32	—	—	—	—	—	—	—	1.32
2.	Patna Univ., Patna	—	—	—	—	20.00	—	—	—	—	—	—	—	20.00
	Total :-	—	—	—	—	21.32	—	—	—	—	—	—	—	21.32

CHHATTISGARH														
1.	Indira Kala Sangeet Vish., Khairagarh	—	—	—	—	1.83	—	—	—	—	—	—	—	1.83
2.	Pt. Ravi Shankar Shukla Univ. Raipur	—	—	—	—	3.00	—	—	—	—	—	—	—	3.00
Total :-		—	—	—	—	4.83	—	—	—	—	—	—	—	4.83
DELHI														
1.	Guru Gobind Singh Indraprastha Vishwavidyalas, New Delhi	—	—	—	—	0.93	—	—	—	—	—	—	—	0.93
Total:		—	—	—	—	0.93	—	—	—	—	—	—	—	0.93
GUJARAT														
1.	Gujarat Univ. Ahmedabad	—	—	—	—	5.00	—	—	—	75.33	—	—	—	80.33
2.	M.S. Univ. of Baroda, Vadodara	—	—	—	—	3.37	—	14.02	—	—	—	—	—	17.39
3.	Sardar Patel Univ. Vallabh, Vidyanagar	—	—	—	—	4.30	—	—	—	—	—	—	—	4.30
4.	Saurashtra Univ. Rajkot	—	—	—	—	8.58	—	—	—	—	—	—	—	8.58
Total :-		—	—	—	—	21.25	—	14.02	—	75.33	—	—	—	110.60
GOA														
1.	Goa Univ. Goa	—	—	—	—	0.09	—	—	—	—	—	—	—	0.09
Total:-		—	—	—	—	0.09	—	—	—	—	—	—	—	0.09
HARYANA														
1.	C.C.S. Haryana Agri. Univ., Hissar	—	—	—	—	3.00	—	—	—	—	—	—	—	3.00
2.	Kurukshetra Univ., Kurukshetra	—	—	—	—	15.58	0.62	—	—	—	—	—	—	16.20
3.	Guru Jambheshwar Univ., Hissar	—	—	—	—	1.00	—	12.31	—	—	—	—	—	13.31
Total :-		—	—	—	—	19.58	0.62	12.31	—	—	—	—	—	32.51
JHARKHAND														
1.	Ranchi University, Ranchi	—	—	—	—	1.00	—	—	—	—	—	—	—	1.00
Total:-		—	—	—	—	1.00	—	—	—	—	—	—	—	1.00

KARNATAKA														
1.	Bangalore Univ. Bangalore	—	—	—	—	—	—	6.87	—	—	—	—	—	6.87
2.	Kannada Univ., Hampi	—	—	—	—	1.36	—	—	—	—	—	—	—	1.36
3.	Karnatak Univ. Dharwad	—	—	—	0.13	6.00	—	—	—	—	—	—	—	6.13
4.	Kuvempu Univ. Shimoga	—	—	—	—	4.00	—	—	—	—	—	—	—	4.00
5.	Mysore Univ. Mysore	—	—	—	—	23.12	—	—	—	17.25	—	—	—	40.37
6.	Univ. of Agricultural Sciences, Bangalore	—	—	—	—	0.71	—	—	—	—	—	—	—	0.71
Total :-		—	—	—	0.13	35.19	—	6.87	—	17.25	—	—	—	59.44

KERALA														
1.	Calicut Univ. Kozhikode	—	—	—	—	20.00	—	—	—	—	—	—	—	20.00
2.	Cochin Univ. of Science & Tech., Kochi	—	—	—	—	21.00	—	44.19	—	—	—	—	—	65.19
3.	Kerala Univ. Thiruvananthapuram	—	—	—	—	15.00	7.52	—	—	—	—	—	—	22.52
4.	Shree Sankaracharya Univ. of Sanskrit, Kalady	—	—	—	—	0.71	—	—	—	—	—	—	—	0.71
Total :-		—	—	—	—	56.71	7.52	44.19	—	—	—	—	—	108.42

MADHYA PRADESH														
1.	Awadesh Pratap Singh Univ., Rewa	—	—	—	—	2.78	—	—	—	—	—	—	—	2.78
2.	Devi Ahilya Univ. Sagar	—	—	—	—	5.00	—	4.50	—	—	—	—	—	9.50
3.	Dr. H.S. Gour Vish. Sagar	—	—	—	—	—	—	17.23	—	—	—	—	—	17.23
4.	Jiwaji Univ., Gwalior	—	—	—	—	15.58	—	—	—	—	—	—	—	15.58
Total :-		—	—	—	—	23.36	—	21.73	—	—	—	—	—	45.09

MAHARASHTRA														
1.	Mumbai Univ. Mumbai	—	—	—	—	17.00	—	66.67	—	—	—	—	—	83.67
2.	Dr. B.R.A. Marathwada Univ. Aurangabad	—	—	—	—	17.01	—	—	—	—	—	—	—	17.01
3.	Nagpur Univ. Nagpur	—	—	—	0.17	10.00	—	19.17	—	—	—	—	—	29.34
4.	Poona Univ., Pune	—	—	—	—	7.00	9.47	—	—	58.26	—	—	—	74.73
5.	SNDT Women's Univ. Mumbai	—	—	—	—	4.00	—	9.48	—	—	—	—	—	13.48
6.	Shivaji Univ., Kolhapur	—	—	—	—	0.58	5.75	—	—	—	—	—	—	6.33
Total :-		—	—	—	0.17	55.59	15.22	95.32	—	58.26	—	—	—	224.56

ORISSA														
1.	Berhampur Univ Berhampur	—	—	—	—	6.04	—	—	—	—	—	—	—	6.04
2.	Sambalpur Univ. Sambalpur	—	—	—	—	22.00	—	0.33	—	—	—	—	—	22.33
3.	Utkal Univ. Bhubhaneswar	—	—	—	—	39.02	—	—	—	—	—	—	—	39.02
	Total :-	—	—	—	—	67.06	—	0.33	—	—	—	—	—	67.39

PUNJAB														
1.	Guru Nanak Dev Univ. Amritsar	—	—	—	0.07	55.00	—	—	—	—	—	—	—	55.07
2.	Punjab Univ. Chandigarh	—	—	—	—	107.76	4.26	30.67	—	—	—	—	—	142.69
3.	Punjab Agricultural Univ., Ludhiana	—	—	—	—	1.50	—	—	—	—	—	—	—	1.50
4.	Punjabi Univ. Patiala	—	—	—	—	12.38	2.37	—	—	—	—	—	—	14.75
	Total :-	—	—	—	0.07	176.64	6.63	30.67	—	—	—	—	—	214.01

RAJASTHAN														
1.	Jai Narayan Vyas Univ. Jodhpur	—	—	—	—	20.80	—	8.69	—	44.63	—	—	—	74.12
2.	Mohal Lal Sukhadia Univ. Udaipur	—	—	—	—	4.00	—	—	—	—	—	—	—	4.00
3.	M. D. Saraswati Univ Ajmer	—	—	—	—	2.00	—	—	—	—	—	—	—	2.00
	Total :-	—	—	—	—	26.80	—	8.69	—	44.63	—	—	—	80.12

TAMIL NADU														
1.	Alagappa Univ., Karaikudi	—	—	—	—	3.50	—	1.08	—	—	—	—	—	4.58
2.	Anna University, Chennai	—	—	110.00	—	4.24	—	—	—	—	—	—	—	114.24
3.	Annamalai Univ. Annamalai Nagar	—	—	—	—	1.08	—	—	—	—	—	—	—	1.08
4.	Bharthiar Univ. Coimbatore	—	—	—	0.14	—	—	—	—	—	—	—	—	0.14
5.	Bharathidasan Univ., Tiruchirapalli	—	—	—	—	—	—	—	—	—	—	—	—	—
6.	Madras Univ. Chennai	—	—	—	—	29.80	9.42	—	—	—	—	—	—	39.22
7.	Madurai Kamaraj Univ. Madurai	—	—	—	0.29	5.00	0.41	—	—	12.75	—	—	—	18.45
8.	Manonmaniam Sundaranar Univ., Tirunelveli	—	—	—	—	1.72	—	—	—	—	—	—	—	1.72
9.	Tamil Univ., Thanjavur	—	—	—	—	6.00	—	—	—	—	—	—	—	6.00
10.	Tamilnadu Agricultural Univ. Coimbatore	—	—	—	—	4.00	—	—	—	—	—	—	—	4.00
	Total :-	—	—	110.00	0.43	55.34	9.83	1.08	—	12.75	—	—	—	189.43

UTTAR PRADESH														
1.	Allahabad Univ. Allahabad	—	—	—	—	85.53	—	1.39	—	—	—	—	—	86.92
2.	Ch. Charan Singh, Meerut	—	—	—	—	8.00	3.33	—	—	—	—	—	—	11.33
3.	Dr. R.M.L. Avad Univ., Faizabad	—	—	—	—	2.00	—	—	—	—	—	—	—	2.00
4.	Dr. Bhim Rao Ambedkar Univ., Agra	—	—	—	—	3.28	2.58	—	—	—	—	—	—	5.86
5.	D.D.U Gorakhpur Univ., Gorakhpur	—	—	—	—	5.45	6.62	—	—	—	—	—	—	12.07
6.	Chhatrapati I Shahuji Maharaj Univ. Kanpur	—	—	—	—	15.00	—	—	—	—	—	—	—	15.00
7.	M.G. Kashi Vidyapith, Varanasi	—	—	—	—	6.50	—	—	—	—	—	—	—	6.50
8.	Lucknow Univ. Lucknow	—	—	—	0.05	30.74	—	—	—	—	—	—	—	30.79
9.	M.J.P. Rohilkhand Univ., Bareilly	—	—	—	—	1.00	—	—	—	—	—	—	—	1.00
Total :-		—	—	—	0.05	157.50	12.53	1.39	—	—	—	—	—	171.47

UTTARANCHAL														
1.	G.B. Pant Univ. of Agri. & Tech., Pantnagar	—	—	—	—	0.71	—	3.96	—	—	—	—	—	4.67
2.	H.N.B. Garhwal Univ., Srinagar	—	—	—	—	0.51	—	—	—	—	—	—	—	0.51
3.	Kumaun Univ., Nainital	—	—	—	—	2.00	3.56	—	—	—	—	—	—	5.56
Total :-		—	—	—	—	3.22	3.56	3.96	—	—	—	—	—	10.74

WEST BENGAL														
1.	Burdwan Univ., Burdwan	—	—	—	—	3.25	—	—	—	—	—	—	—	3.25
2.	Calcutta Univ., Kolkata	—	—	—	—	51.98	0.39	—	—	—	—	—	—	52.37
3.	Jadavpur Univ., Kolkata	—	—	—	—	35.74	0.89	58.69	—	—	—	—	—	95.32
4.	Kalyani Univ., Kalyani	—	—	—	—	6.00	—	—	—	—	—	—	—	6.00
5.	Rabindra Bharati Univ., Kolkata	—	—	—	—	5.00	—	—	—	—	—	—	—	5.00
Total :-		—	—	—	—	101.97	1.28	58.69	—	—	—	—	—	161.94

GRAND TOTAL:-		70,003.98	6,611.65	385.67	0.85	2,014.78	251.51	652.68	—	567.36	1,901.75	900.00	55.00	83,345.23
----------------------	--	------------------	-----------------	---------------	-------------	-----------------	---------------	---------------	----------	---------------	-----------------	---------------	--------------	------------------

**STATEMENT SHOWING THE GRANTS PAID TO COLLEGES DURING THE YEAR 2002-2003
(MAJOR HEADWISE) UNDER NON-PLAN**

(Rupees in lakhs)

Sl. No	State/Univ./Institution/ Deemed to be Univ.	Maintenance grants to Delhi Univ. Colleges 03(i) a	Maintenance grants to BHU Colleges 03(ii) b	Maintenance grants to UCMS 03(iii) c	Teachers Award 04(i) (a) to 04(ii)(iv)	Research Fellowship 05(I)(a) to 05(ii) (b)	Research Scientist 06	Scholarship / Fellowship in E & T 07	Mass Media Centre 09	Grand Total
1	2	3	4	5	6	7	8	9	10	11
CENTRAL UNIVERSITIES										
1.	B. H. U. Varanasi	—	131.33	—	—	—	—	—	—	131.33
3.	Delhi Univ. Delhi	24,630.51	—	1,825.32	—	0.71	6.97	—	—	26,463.51
	Total :-	24,630.51	131.33	1,825.32	—	0.71	6.97	—	—	26,594.84

STATE UNIVERISTIES

ANDHRA PRADESH										
1.	Osmania Univ. Hyderabad	—	—	—	—	2.25	—	—	—	2.25
	Total :-	—	—	—	—	2.25	—	—	—	2.25

BIHAR										
1.	Babasaheb BRA, Univ. Muzaffarpur	—	—	—	—	4.60	—	—	—	4.60
	Total :-	—	—	—	—	4.60	—	—	—	4.60

CHHATTISGARH										
1.	Guru Ghasidas Univ., Bilaspur	—	—	—	—	4.90	—	—	—	4.90
	Total:	—	—	—	—	4.90	—	—	—	4.90

GUJARAT										
1.	Gujarat Univ., Ahmedabad	—	—	—	—	2.18	—	—	—	2.18
2.	M.S. Univ., Baroda	—	—	—	—	2.00	—	—	—	2.00
	Total :-	—	—	—	—	4.18	—	—	—	4.18

HARYANA										
1.	M.D. Univ. Rohtak	—	—	—	—	6.05	—	—	—	6.05
	Total :-	—	—	—	—	6.05	—	—	—	6.05

JHARKHAND										
1.	Ranchi Univ., Ranchi	—	—	—	0.05	—	—	—	—	0.05
	Total :-	—	—	—	0.05	—	—	—	—	0.05

KARNATAK										
1.	Kuvempu Univ., Shimoga	—	—	—	—	—	—	1.32	—	1.32
2.	Mangalore Univ., Mangalore	—	—	—	—	2.26	—	—	—	2.26
	Total :-	—	—	—	—	2.26	—	1.32	—	3.58

KERALA										
1.	M.G. Univ., Kottayam	—	—	—	—	5.78	—	—	—	5.78
	Total :-	—	—	—	—	5.78	—	—	—	5.78

MAHARASHTRA										
1.	Dr. B.A. Marathwara Univ., Aurangabad	—	—	—	0.41	4.01	—	—	—	4.42
2.	Mumbari Univ., Mumbai	—	—	—	—	2.78	—	2.61	—	5.39
3.	Nagpur Univ., Nagpur	—	—	—	0.91	—	—	—	—	0.91
	Total :-	—	—	—	1.32	6.79	—	2.61	—	10.72

ORISSA										
1.	Utkal Univ., Bhubaneswar	—	—	—	—	0.58	—	—	—	0.58
	Total :-	—	—	—	—	0.58	—	—	—	0.58

RAJASTHAN										
1.	Rajasthan Univ., Jaipur	—	—	—	—	10.31	—	—	—	10.31
	Total :-	—	—	—	—	10.31	—	—	—	10.31

TAMIL NADU										
1.	Bharathiar Univ., Coimbatore	—	—	—	0.01	—	—	—	—	0.01
2.	Bharthidesan Univ., Tiruchirapalli	—	—	—	—	1.50	—	—	—	1.50
3.	Madras Univ., Chennai	—	—	—	—	18.86	—	—	—	18.86
4.	Maduari Kamraj Univ., Madurai	—	—	—	1.38	6.46	—	—	—	7.84
	Total :-	—	—	—	1.39	26.82	—	—	—	28.21

UTTAR PRADESH										
1.	Dr. B.R. Ambedkar, Agra	—	—	—	—	4.97	—	—	—	4.97
2.	Dr. R.M.L. Univ., Avadh, Faizabad	—	—	—	—	3.82	—	—	—	3.82
3.	Ch. Charan Singh Univ., Meerut	—	—	—	—	5.68	2.13	—	—	7.81
4.	Ch. Shahu Ji Maharaj, Kanpur Univ., Kanpur	—	—	—	—	3.86	—	—	—	3.86
5.	M.J.P. Rohilkhand Univ., Bareilly	—	—	—	—	4.97	—	—	—	4.97
	Total :-	—	—	—	—	23.30	2.13	—	—	25.43

UTTARANCHAL										
1.	H.N. Bahuguna Garwal Univ., Srinagar	—	—	—	—	4.68	—	—	—	4.68
	Total :-	—	—	—	—	4.68	—	—	—	4.68

WEST BENGAL										
1.	Calcutta Univ., Calcutta	—	—	—	—	2.21	—	—	49.25	51.46
	Total :-	—	—	—	—	2.21	—	—	49.25	51.46

	Grand Total :-	24,630.51	131.33	1825.32	2.76	105.42	9.10	3.93	49.25	26,757.62
--	-----------------------	------------------	---------------	----------------	-------------	---------------	-------------	-------------	--------------	------------------

SUMMARY (NON-PLAN) 2002-2003

Sl. No.	Particulars	Block Grants Central Univ. 02 (i)	Block Grants Deemed Univ. 02 (ii)	Grants for specific purposes 02 (iii)	Maintenance Grants for Colleges (Delhi) 04	Maintenance Grants for Colleges (BHU) 05	Maintenance Grants to UCMS 06	Teacher Awards in Humanities & Science 07	Research fellowships in E & T 08	Research Scientists Non Univ. Institution 09	Scholarships & fellow- 010	Reimbursement to Centres 011 (i)	Mass Media Centre Universities 011 (ii)	Inter Univ. to be Universities	H.B.A to Central	H.B.A to Deemed	Total
	UNIV.																
1	Central Univ.	70,003.98	—	—	—	—	—	—	977.05	160.95	91.21	—	229.00	—	900.00	—	72,362.19
2	Deemed Univ.	—	6,611.65	275.67	—	—	—	—	102.18	12.01	67.78	—	92.97	—	55.00	—	7,217.26
3	State Univ. for specific purposes	—	—	110.00	—	—	—	—	—	—	—	—	—	—	—	—	110.00
4	UGC Centres	—	—	—	—	—	—	—	—	—	—	—	37.17	1,901.75	—	—	1,938.92
5	State Univs.	—	—	—	—	—	—	0.85	935.55	78.55	493.69	—	208.22	—	—	—	1,716.86
	Total Univ.	70,003.98	6,611.65	385.67	—	—	—	0.85	2,014.78	251.51	652.68	—	567.36	1,901.75	955.00	—	83,345.23

COLLEGES																	
1	Delhi Colleges	—	—	—	24,630.51	—	1,825.32	—	0.71	6.97	—	—	—	—	—	—	26,463.51
2	BHU Colleges	—	—	—	—	131.33	—	—	—	—	—	—	—	—	—	—	131.33
3	State Colleges	—	—	—	—	—	—	2.76	104.71	2.13	3.93	—	49.25	—	—	—	162.78
	Total Colleges	—	—	—	24,630.51	131.33	1,825.32	2.76	105.42	9.10	3.93	—	49.25	—	—	—	26,757.62
	Grand Total (Univ. & Colleges)	70,003.98	6,611.65	385.67	24,630.51	131.33	1,825.32	3.61	2,120.20	260.61	656.61	—	616.61	1,901.75	955.00	—	1,10,102.85
	Non-Univ.	—	—	—	—	—	—	—	—	—	—	481.94	—	—	—	—	481.94
	Through Estt.	—	—	—	—	—	—	—	—	—	—	—	—	—	—	2,041.43	2,041.43

	Grand Total:-	70,003.98	6,611.65	385.67	24,630.51	131.33	1,825.32	3.61	2,120.20	260.61	656.61	481.94	616.61	1,901.75	955.00	2,041.43	1,12,626.22
--	----------------------	------------------	-----------------	---------------	------------------	---------------	-----------------	-------------	-----------------	---------------	---------------	---------------	---------------	-----------------	---------------	-----------------	--------------------

**STATEMENT SHOWING THE GRANTS PAID TO UNIVERSITIES
DURING THE YEAR 2002-2003 (MAJOR HEADWISE)
UNDER GENERAL PLAN, ENGG. & TECH. & SEC.III.**

(Rs. in lakh)

	UNIVERSITY	Sec.1 Gen. Devt. Grant of Univ. & Colleges	Sec.2 Enhancing Access and Equity	Sec.3 Promotion of Relevant Education	Sec.4 Quality and Excellence	Sec.5 Strength- ening of Research	Total	Section - III Specific Purposes	Grand Total
		1	2	3	4	5	6	7	8
	CENTRAL UNIVERSITIES								
1.	Aligarh Muslim Univ., Aligarh Through R.O.	724.66 —	7.05 —	78.00 —	1.80 —	71.61 —	883.12 —	0.10 —	883.22 —
2.	ASSAM Univ., Silchar Through R.O.	502.28 —	0.06 —	15.00 —	26.23 —	7.05 —	550.62 —	— —	550.62 —
3.	B.H.U. Varanasi Through R.O.	778.33 —	5.90 —	55.00 —	31.70 —	215.23 —	1086.16 —	— —	1086.16 —
4.	Delhi Univ., Delhi Through R.O.	725.32 —	1.32 —	77.89 —	14.18 —	176.35 —	995.06 —	— —	995.06 —
5.	Dr. B.R. Ambedkar Univ. Lucknow Through R.O.	620.00 —	— —	— —	— —	— —	620.00 —	— —	620.00 —
6.	Hyderabad Univ. Hyderabad Through R.O.	355.25 —	— —	68.66 —	— 0.44	63.76 —	487.67 0.44	— —	487.67 0.44
7.	I. G. N. O. Univ., Maidan Garhi, New Delhi Through R.O.	— —	— —	— —	— —	3.30 —	3.30 —	— —	3.30 —
8.	Jamia Millia Islamia Univ. ,New Delhi Through R.O.	780.62 —	8.62 —	79.00 —	94.10 —	523.42 —	1485.76 —	— —	1485.76 —
9.	J.N.U. New Delhi Through R.O.	703.30 —	9.60 —	53.23 —	— —	44.75 —	810.88 —	— —	810.88 —
10.	M.G. Antarrashtriya Hindi V.V, Wardha Through R.O.	500.00 —	— —	— —	— —	2.25 —	502.25 —	— —	502.25 —
11.	Maulana Azad National Urdu Univ., Hyd Through R.O.	613.00 —	— —	— —	— —	— —	613.00 —	— —	613.00 —
12.	Mizoram Univ., Mizoram Through R.O.	1400.00 —	— —	— —	0.30 —	1.49 —	1401.79 —	— —	1401.79 —
13.	N.E.H.U. Shillong Through R.O.	478.17 —	— —	15.00 —	15.95 —	32.93 —	542.05 —	— —	542.05 —
14.	Nagaland Univ., Kohima Through R.O.	560.00 —	— —	— —	0.30 —	— —	560.30 —	— —	560.30 —
15.	Pondicherry Univ. Through R.O.	430.12 —	1.00 —	40.00 —	2.41 0.22	7.90 —	481.43 0.22	— —	481.43 0.22
16.	Tezpur Univ., Tezpur Through R.O.	2058.86 —	— —	3.27 —	4.90 —	8.15 —	2075.18 —	— —	2075.18 —
17.	Visva Bharati, Shantiniketan Through R.O.	336.77 —	1.00 —	— —	— —	31.34 —	369.11 —	— —	369.11 —
	Total H.Q.	11566.68	34.55	485.05	191.87	1189.53	13467.68	0.10	13467.78
	Total R.O.	—	—	—	0.66	—	0.66	—	0.66
	Grand Total	11566.68	34.55	485.05	192.53	1189.53	13468.34	0.10	13468.44

	INSTITUTION DEEMED TO BE UNIVERSITIES	1	2	3	4	5	6	7	8
1.	Avinash Instt. Of Home Sci. for & Higher Edu. Women's Coimbatore Through R.O.	80.44 —	2.00 —	5.883 —	3.76 0.19	2.95 —	94.98 0.19	— —	94.98 0.19
2.	Allahabad Agricultural Instt., Allahabad Through R.O.	— —	— —	— —	— —	3.53 —	3.53 —	— —	3.53 —
3.	Banasthali Vidypith, Banasthali Through R.O.	99.26 —	— —	— —	3.48 —	1.58 —	104.32 —	— —	104.32 —
4.	Bengal Engg. College, Howrah Through R.O.	51.15 —	— —	— —	23.00 —	15.20 —	89.35 —	— —	89.35 —
5.	Birla Instt. Tech. & Sci., Pilani Through R.O.	72.97 —	— —	3.00 —	25.26 —	5.15 —	106.38 —	— —	106.38 —
6.	Birla Instt. Of Tech. Mersa, Ranchi Through R.O.	72.24 —	— —	— —	44.26 —	6.55 —	123.05 —	— —	123.05 —
7.	Bharti Vidyapith, Pune. Through R.O.	6.58 —	— —	— —	— —	12.40 —	18.98 —	— —	18.98 —
8.	Bhat Khande Music Instt., Lucknow Through R.O.	— —	— —	1.50 —	— —	— —	1.50 —	— —	1.50 —
9.	C.I.E & Foreign Language, Hyd. Through R.O.	104.90 —	— —	1.95 —	— —	6.29 —	113.14 —	— —	113.14 —
10.	Central Instt. Of Higher Tibetan Studies, Varanasi30.00 Through R.O.	— —	— —	— —	1.72 —	31.72 —	— —	31.72 —	— —
11.	Dayal Bagh Educational Instt. Agra Through R.O.	96.66 —	3.43 —	— —	3.87 —	2.07 —	106.03 —	— —	106.03 —
12.	Deccan College PG & Research Instt. Pune Through R.O.	45.00 —	— —	2.00 —	— —	2.15 —	49.15 —	— —	49.15 —
13.	Forest Research Instt., Dehradun Through R.O.	— —	— —	4.05 —	— —	1.40 —	5.45 —	— —	5.45 —
14.	Gandhigram Rural Instt., Gandhigram Through R.O.	103.17 —	3.06 —	10.00 —	— —	8.19 —	131.56 —	— —	131.56 —
15.	Gokhale Instt. of Politics. & Eco., Pune Through R.O.	61.26 —	— —	4.07 —	9.42 —	1.72 —	76.47 —	— —	76.47 —
16.	Gujarat Vidyapith, Ahmedabad Through R.O.	117.73 —	2.37 —	— —	25.14 —	— —	145.24 —	— —	145.24 —
17.	Gurukul Kangri V.V., Haridwar Through R.O.	96.01 —	— —	— —	7.14 —	0.10 —	103.25 —	— —	103.25 —
18.	Indian Instt. of Sci., Bangalore Through R.O.	— —	— —	3.50 —	— —	104.30 —	107.80 —	— —	107.80 —
19.	Indian School of Mines, Dhanbad Through R.O.	— —	— —	— —	— —	5.08 —	5.08 —	— —	5.08 —
20.	International Instt. for Population Sci, Mumbai Through R.O.	— —	— —	1.50 —	— —	— —	1.50 —	— —	1.50 —
21.	Jamia Hamdard, New Delhi Through R.O.	145.70 —	— —	2.10 —	54.04 —	10.18 —	212.02 —	— —	212.02 —
22.	Jain V. Bharti Instt. Ladnun Nagaur Through R.O.	34.70 —	— —	— —	— —	0.22 —	34.92 —	— —	34.92 —
23.	Lakshmi Bai National Instt. Of Phyl. Edu., Gwalior Through R.O.	— —	— —	65.00 —	— —	— —	65.00 —	— —	65.00 —

24.	National Dairy Research Instt., Karnal Through R.O.	— —	— —	— —	— —	1.50 —	1.50 —	— —	1.50 —
25.	National Instt. Of Tech., Warangal Through R.O.	— —	— —	— —	— —	1.26 —	1.26 —	— —	1.26 —
26.	National Instt. Of Tech., Calicut Through R.O.	— —	— —	0.58 —	— —	— —	0.58 —	— —	0.58 —
27.	Rajasthan Vidyapith, Udupur Through R.O.	60.00 —	— —	— —	— —	1.45 —	61.45 —	— —	61.45 —
28.	Rashtriya Sanskrit Vidyapeeth, Tirupati Through R.O.	63.63 —	— —	— —	7.14 —	3.22 —	73.99 —	— —	73.99 —
29.	School of Planning & Architeure, New Delhi Through R.O.	— —	— —	0.46 —	— —	— —	0.46 —	— —	0.46 —
30.	Sh. Chandrasekharandra Saraswati V.V, Kancheepuram Through R.O.	50.70 —	— —	— —	— —	— —	50.70 —	— —	50.70 —
31.	Sh. Lal Bahadur Shastri Rashtriya Sanskrit Vidyapith, New Delhi Through R.O.	87.60 —	— —	4.00 —	— —	4.88 —	96.48 —	— —	96.48 —
32.	Sri Satya Sai Instt. of higher Learning, Anantapur Through R.O.	66.09 —	— —	— —	— —	2.71 —	68.80 —	— —	68.80 —
33.	Tata Instt. of Social Science, Deonal Mumbai Through R.O.	187.75 —	— —	7.21 —	24.22 —	4.50 —	223.68 —	— —	223.68 —
34.	Tilak Maharashtra Vidyapith Bhavan, Pune Through R.O.	71.50 —	— —	— —	— —	— —	73.48 —	— —	73.48 —
35.	Thapar Instt. of Engg. & Tech. Patiala Through R.O.	102.55 —	— —	— —	— —	1.98 —	179.96 —	— —	179.96 —
36.	Vellore Institute of Tech., Vellore (T.N.) Through R.O.	— —	— —	3.00 —	— —	2.51 —	5.51 —	— —	5.51 —
	Total H.Q.	1907.59	10.86	119.75	288.89	241.18	2568.27	—	2568.27
	Total R.O.	—	—	—	0.19	—	0.19	—	0.19
	Grand Total :-	1907.59	10.86	119.75	289.08	241.18	2568.46	—	2568.46

	C.E.C.R.I. Through R.O.	— —	— —	— —	— 0.44	— —	— 0.44	— —	— 0.44
	Botanical Surve of India Through R.O.	— —	— —	— —	— 0.09	— —	— 0.09	— —	— 0.09
	Total H.Q.	—	—	—	—	—	—	—	—
	Total R.O.	—	—	—	0.53	—	0.53	—	0.53

	INTER UNIVERSITY CENTRE	1	2	3	4	5	6	7	8
1.	Consortium for Edu. Communication, N. Delhi Through R.O.	— —	— —	— —	— —	56.73 —	56.73 —	— —	56.73 —
2.	Inter Univ. Centre for Astronomy & Astrophysics, Pune Through R.O.	— —	— —	0.86 —	1500.00 —	659.60 —	2160.46 —	— —	2160.46 —
3.	Inter Univ. Consortium for DAE facility, Indore Through R.O.	— —	— —	— —	— —	869.41 —	869.41 —	— —	869.41 —
4.	Indian Instt. Of Advances Study, Shimla. Through R.O.	— —	— —	— —	— —	27.31 —	27.31 —	— —	27.31 —
5.	Nuclear Science Centre, New Delhi Through R.O.	— —	— —	— —	— —	1857.80 —	1857.80 —	— —	1857.80 —

6.	N.A.A.C. Rajaji Nagar, Bangalore Through R.O.	14.80 —	— —	— —	— —	218.00 —	232.80 —	— —	232.80 —
7.	INFLIBNET Centre, Ahmedabad Through R.O.	— —	— —	— —	2102.00 —	2102.00 —	2207.80 —	— —	2207.80 —
	Total H.Q.	14.80	—	0.86	3602.00	3794.65	7412.31	—	7412.31
	Total R.O.	—	—	—	—	—	—	—	—
	Grand Total :-	14.80	—	0.86	3602.00	3794.65	7412.31	—	7412.31

STATE UNIVERSITIES		1	2	3	4	5	6	7	8
ANDHRA PRADESH									
1.	Andhra Univ., Waltair Through R.O.	132.21 —	— —	55.00 —	26.81 15.86	75.04 —	289.06 15.86	— —	289.06 15.86
2.	Jawaharlal Nehru Tech. Hyderabad Through R.O.	70.75 —	— —	20.00 —	12.82 —	9.04 —	112.61 —	— —	112.61 —
3.	Kakatiya Univ., Warangal Through R.O.	100.73 —	1.52 —	15.00 —	12.57 0.66	9.32 —	139.14 0.66	— —	139.14 0.66
4.	Nararjuna Univ., Guntur Through R.O.	75.25 —	2.7 —	15.00 —	26.31 3.60	10.78 —	130.12 3.60	— —	130.12 3.60
5.	Osmania Univ., Hyderabad Through R.O.	113.91 —	— —	84.76 —	2.14 2.44	233.95 —	460.76 2.44	— —	460.76 2.44
6.	Shri Krishnadevaraya Univ Anantapur Through R.O.	70.20 —	— —	— —	— 1.10	43.11 —	113.31 1.10	— —	113.31 1.10
7.	Sri Padmavati Mahila Vish. Tirupati Through R.O.	74.77 —	2.75 —	6.60 —	8.50 —	15.53 —	108.15 —	— —	108.15 —
8.	Sri Venkateswara Univ.Tirupati Through R.O.	116.63 —	0.06 —	56.80 —	1.04 3.14	100.98 —	275.51 3.14	— —	275.51 3.14
9.	Potti Sreeramulu Telugu Univ. Hyderabad Through R.O.	48.75 —	— —	10.00 —	9.42 —	1.40 —	61.52 —	— —	61.52 —
	Total H.Q.	803.20	7.11	263.16	125.61	499.15	1698.23	—	1698.23
	Total R.O.	—	—	—	26.80	—	26.80	—	26.80
	Grand Total :-	803.20	7.11	263.16	152.41	499.15	1725.03	—	1725.03

ARUNACHAL PRADESH									
1.	Arunachal Pradesh Univ., Itanagar Through R.O.	184.09 —	— —	10.15 —	5.32 —	— —	199.56 —	— —	199.56 —
	Total H.Q.	184.09	—	10.15	5.32	—	199.56	—	199.56
	Total R.O.	—	—	—	—	—	—	—	—
	Grand Total	184.09	—	10.15	5.32	—	199.56	—	199.56

ASSAM									
1.	Dibrugarh Univ., Dibrugarh Through R.O.	86.81 —	3.02 —	— —	— —	14.20 —	104.03 —	— —	104.03 —
2.	Gauhati Univ., Gauhati Through R.O.	81.00 —	7.54 —	55.00 —	16.21 —	6.81 —	166.56 —	— —	166.56 —
	Total H.Q.	167.81	10.56	55.00	16.21	21.01	270.59	—	270.59
	Total R.O.	—	—	—	—	—	—	—	—
	Grand Total	167.81	10.56	55.00	16.21	21.01	270.59	—	270.59

STATE UNIVERSITIES		1	2	3	4	5	6	7	8
BIHAR									
1.	BSBR Ambedkr, Bihar Univ., Muzaffarpur Through R.O.	73.25 —	— —	33.00 —	— —	6.84 —	113.09 —	— —	113.09 —
2.	K S Darbhanga Sanskrit Univ. Darbhanga Through R.O.	45.11 —	— —	— —	— —	1.17 —	46.28 —	— —	46.288 —
3.	L.N. Mithila Univ. Darbhanga Through R.O.	63.60 —	— —	— —	— —	1.28 —	64.88 —	— —	64.88 —
4.	Magadh Univ., Bodh Gaya Through R.O.	63.43 —	— —	— —	— —	— —	63.43 —	— —	63.43 —
5.	T.M. Bhagalpur Univ., Bhagalpur Through R.O.	63.00 —	— —	— —	7.87 —	18.63 —	89.50 —	— —	89.50 —
6.	Patna Univ., Patna Through R.O.	106.33 —	— —	20.00 —	2.66 —	3.24 —	132.23 —	— —	132.23 —
Total H.Q.		414.72	—	53.00	10.53	31.16	509.41	—	509.41
Total R.O.		—	—	—	—	—	—	—	—
Grand Total :-		414.72	—	53.00	10.53	31.16	509.41	—	509.41

CHHATTISGARH									
1.	Guru Ghasidas Univ. Bilaspur Through R.O.	61.50 —	9.68 —	— —	— —	0.49 —	71.67 —	— —	71.67 —
2.	Indira Kala Sangeet Vish., Khairagarh Through R.O.	45.00 —	0.06 —	2.00 —	2.50 —	1.40 —	50.96 —	— —	50.96 —
3.	Ravi Shankar Shukla Univ. Raipur Through R.O.	50.96 —	1.01 —	3.00 —	26.31 —	1.40 —	106.87 —	— —	106.87 —
Total H.Q.		181.65	10.75	5.00	28.81	3.29	229.50	—	229.50
Total R.O.		—	—	—	—	—	—	—	—
Grand Total :-		181.65	10.75	5.00	28.81	3.29	229.50	—	229.50

DELHI									
1.	Guru Gobind Singh Indraprastha Univ., N. Delhi Through R.O.	45.00 —	— —	— —	— —	2.53 —	47.53 —	— —	47.53 —
Total H.Q.		45.00	—	—	—	2.53	47.53	—	47.53
Total R.O.		—	—	—	—	—	—	—	—
Grand Total :-		45.00	—	—	—	2.53	47.53	—	47.53

STATE UNIVERSITIES		1	2	3	4	5	6	7	8
GUJARAT									
1.	Bhavnagar Univ. Bhavnagar Through R.O.	68.32 —	2.62 —	— —	— —	1.40 —	72.34 —	— —	72.34 —
2.	Gujarat Univ. Ahmedabad Through R.O.	88.49 —	— —	34.69 —	1.80 —	30.74 —	155.72 —	— —	155.72 —
3.	M.S. Univ. of Baroda, Vadodara Through R.O.	151.55 —	5.95 —	7.00 —	26.01 0.22	27.68 —	218.19 0.22	— —	218.19 —
4.	North Gujarat Univ. Patan Through R.O.	41.10 —	— —	— —	36.71 —	1.67 —	79.48 —	— —	79.48 —
5.	Sardar Patel Univ. Vallabh Through R.O.	67.51 —	4.45 —	15.00 —	25.26 —	31.52 —	143.74 —	— —	143.74 —
6.	Saurashtra Univ. Rajkot Through R.O.	79.81 —	— —	63.00 —	42.72 —	20.08 —	205.61 —	— —	205.61 —

7.	South Gujarat Univ. Surat Through R.O.	85.80 —	— —	— —	— —	— —	85.80 —	— —	85.80 —
	Total H.Q.	582.58	13.02	119.69	132.50	113.09	960.88	—	960.88
	Total R.O.	—	—	—	0.22	—	0.22	—	0.22
	Grand Total	582.58	13.02	119.69	132.72	113.09	961.10	—	961.10

	GOA								
1.	Goa Univ. Goa Through R.O.	81.00 —	— —	53.00 —	40.81 —	2.40 —	177.21 —	— —	177.21 —
	Total H.Q.	81.00	—	53.00	—	—	—	—	—
	Total R.O.	—	—	—	—	—	—	—	—
	Grand Total :-	1.00	—	53.00	40.81	2.40	177.21	—	177.21

	HARYANA								
1.	Choudhary Charan Singh Haryana Agricultural Univ., Hissar Through R.O.	— —	— —	1.09 —	— —	— —	1.09 —	— —	1.09 —
2.	Kurukshetra Univ., Kurukshetra Through R.O.	87.88 —	3.52 —	60.44 —	3.57 —	19.79 —	175.20 —	— —	175.20 —
3.	Maharishi Dayanand Univ., Rohtak Through R.O.	85.80 —	0.75 —	— —	— —	07.12 —	93.68 —	— —	93.68 —
4.	Guru Jambheswar Univ., Hissar Through R.O.	41.66 —	5.03 —	10.57 —	— —	61.12 —	118.38 —	— —	118.38 —
	Total H.Q.	215.34	9.31	72.10	3.57	88.03	388.35	—	388.35
	Total R.O.	—	—	—	—	—	—	—	—
	Grand Total :-	215.34	9.31	72.10	3.57	88.03	388.35	—	388.35

	HIMACHAL PRADESH								
1.	Himachal Pradesh Univ., Shimla Through R.O.	81.00 —	— —	75.25 —	27.39 —	17.11 —	200.75 —	— —	200.75 —
2.	Himachal Pradesh Agricultural Vish., Palampur Through R.O.	— —	— —	— —	— —	2.44 —	2.44 —	— —	2.44 —
	Total H.Q.	81.00	—	75.25	27.39	19.55	203.19	—	203.19
	Total R.O.	—	—	—	—	—	—	—	—
	Grand Total :-	81.00	—	75.25	27.39	19.55	203.19	—	203.19

	JAMMU & KASHMIR								
1.	Jammu Univ. Jammu Through R.O.	87.32 —	4.63 —	— —	25.89 —	17.79 —	135.63 —	— —	135.63 —
2.	Kashmir Univ. Srinagar Through R.O.	2081.50 —	3.96 —	30.00 —	15.29 —	69.96 —	2200.71 —	— —	2200.71 —
	Total H.Q.	2168.82	8.59	30.00	41.18	87.75	2336.34	—	2336.34
	Total R.O.	—	—	—	—	—	—	—	—
	Grand Total :-	2168.82	8.59	30.00	41.18	87.75	2336.34	—	2336.34

	JHARKHAND								
1.	Ranchi Univ. Ranchi Through R.O.	74.10 —	1.21 —	50.00 —	0.88 —	13.16 —	139.35 —	— —	139.35 —
	Total H.Q.	74.10	1.21	50.00	0.88	13.16	139.35	—	139.35
	Total R.O.	—	—	—	—	—	—	—	—
	Grand Total :-	74.10	1.21	50.00	0.88	13.16	139.35	—	139.35

KARNATAKA									
1.	Bangalore Univ. Bangalore Through R.O.	115.39 —	— —	40.00 —	4.25 —	105.48 —	265.12 —	— —	265.12 —
2.	Gulbarga Univ. Gulbarga Through R.O.	66.30 —	— —	— —	26.15 —	5.15 —	97.60 —	— —	97.60 —
3.	Kannada Univ., Hampi Through R.O.	27.88 —	— —	7.11 —	7.14 —	5.14 —	47.27 —	— —	47.27 —
4.	Karnatak Univ. Dharwad Through R.O.	82.50 —	2.51 —	35.65 —	1.88 —	35.11 —	157.65 —	— —	157.65 —
5.	Kuvempu Univ. Shimoga Through R.O.	56.25 —	2.25 —	15.00 —	7.14 —	7.18 —	87.82 —	— —	87.82 —
6.	Mangalore Univ. Mangalore Through R.O.	86.34 —	1.25 —	— —	26.16 —	3.5 —	117.33 —	— —	117.33 —
7.	Mysore Univ. Mysore Through R.O.	86.25 —	— —	56.50 —	3.00 —	58.55 —	204.30 —	— —	204.30 —
8.	National Law School of India Univ. Bangalore. Through R.O.	49.25 —	49.25 —	— —	— —	9.08 —	58.33 —	— —	58.33 —
	Total H.Q.	570.16	6.01	154.26	75.72	229.27	1035.42	—	1035.42
	Total R.O.	—	—	—	—	—	—	—	—
	Grand Total :-	570.16	6.01	154.26	75.72	229.27	1035.42	—	1035.42

KERALA									
1.	Calicut Univ. Kozhikode Through R.O.	76.79 —	2.01 —	50.00 —	27.16 —	34.78 —	190.74 —	— —	190.74 —
2.	Cochin Univ. of Sciences & Tech., Kochi Through R.O.	131.05 —	1.22 —	— —	29.87 0.22	29.20 —	191.34 0.22	— —	191.34 0.22
3.	Kerala Univ. Thiruvananthapuram Through R.O.	81.75 —	14.10 —	84.41 —	2.54 0.44	— —	— 0.44	— —	182.80 0.44
4.	Mahatma Gandhi Univ. Kottayam Through R.O.	75.91 —	5.13 —	7.15 —	25.26 —	— —	113.45 —	113.45 —	113.45 —
	Total H.Q.	365.50	22.46	22.46	84.83	84.83	84.83	—	678.33
	Total R.O.	—	—	—	0.66	—	0.66	—	0.66
	Grand Total :-	365.50	22.46	141.56	85.49	63.98	678.99	—	678.99

MADHYA PRADESH									
1.	Awadesh Pratap Singh Univ Rewa Through R.O.	63.60 —	1.21 —	— —	— —	0.75 —	65.56 —	— —	65.56 —
2.	Barkatullah Vish. Bhopal Through R.O.	81.68 —	6.29 —	1.79 —	— —	1.92 —	91.688 —	— —	91.68 —
3.	M.P. Bhoj Open Univ., Bhopal Through R.O.	— —	— —	— —	1.90 —	— —	1.90 —	— —	1.90 —
4.	M.G. Chitrakoot Gramodya Vishwavidyalaya, Bhopal Through R.O.	43.85 —	0.82 —	— —	9.39 —	1.17 —	55.23 —	— —	55.23 —
5.	Devi Ahilya Univ. Sagar Through R.O.	64.36 —	1.65 —	20.00 —	14.64 —	90.53 —	191.18 —	— —	191.18 —
6.	Dr. H.S. Gour Vish. Sagar Through R.O.	101.93 —	2.10 —	35.25 —	— —	80.46 —	219.74 —	— —	219.74 —
7.	Jiwaji Univ., Gwalior Through R.O.	63.00 —	3.42 —	— —	7.76 —	21.34 —	95.52 —	— —	95.52 —
8.	Rani Durgawati Vish. V., Jabalpur Through R.O.	82.28 —	— —	72.00 —	8.19 —	13.69 —	116.16 —	— —	116.16 —

9.	Vikram Univ., Ujjain Through R.O.	81.90 —	— —	15.00 —	— —	0.63 —	97.53 —	— —	97.53 —
	Total H.Q.	582.60	15.49	144.04	41.88	210.49	994.50	—	994.50
	Total R.O.	—	—	—	—	—	—	—	—
	Grand Total :-	582.60	15.49	144.04	41.88	210.49	994.50	—	994.50

	MAHARASHTRA								
1.	Amravati Univ. Amravati Through R.O.	67.85 —	— —	— —	8.00 —	3.84 —	79.69 —	— —	79.69 —
2.	Mumbai Univ. Mumbai Through R.O.	140.12 —	3.20 —	54.96 —	3.24 —	207.57 —	409.09 —	— —	409.09 —
3.	Dr. B.R. Ambedkar Marathwada Univ. Aurangabad Through R.O.	71.74 —	2.45 —	58.00 —	1.12 —	14.37 —	147.68 —	— —	147.68 —
4.	Nagpur Univ. Nagpur Through R.O.	107.46 —	1.01 —	59.00 —	43.87 —	11.71 —	223.05 —	— —	223.05 —
5.	North Maharashtra Univ. Jalgaon Through R.O.	56.25 —	2.32 —	— —	25.26 —	17.52 —	101.35 —	— —	101.35 —
6.	Poona Univ., Pune Through R.O.	89.88 —	33.12 —	80.00 —	4.84 —	76.05 —	283.89 —	— —	283.89 —
7.	SNDT Women's Univ. Mumbai Through R.O.	119.95 —	6.08 —	18.00 —	— —	10.62 —	154.65 —	— —	154.65 —
8.	Shivaji Univ., Kolhapur Through R.O.	83.11 —	5.35 —	21.73 —	— —	19.71 —	129.90 —	— —	129.90 —
9.	Swami Ramanand Teerth Marathwada Univ., Nanded Through R.O.	45.00 —	— —	— —	25.26 —	— —	70.26 —	— —	70.26 —
10.	Yashwant Rao Chavan Maharashtra Open Univ., Nasik Through R.O.	— —	— —	1.50 —	— —	— —	1.50 —	— —	1.50 —
	Total H.Q.	781.36	53.53	293.19	293.19	361.39	1601.06	—	1601.06
	Total R.O.	—	—	—	—	—	—	—	—
	Grand Total :-	781.36	53.53	293.19	111.59	361.39	1601.06	—	1601.06

	MANIPUR								
1.	Manipur Univ. Manipur Through R.O.	83.29 —	0.40 —	16.09 —	0.67 —	65.47 —	165.92 —	— —	165.92 —
	Total H.Q.	83.29	0.40	16.09	0.67	65.47	165.92	—	165.92
	Total R.O.	—	—	—	—	—	—	—	—
	Grand Total :-	83.29	0.40	16.09	0.67	65.47	165.92	—	165.92

	ORISSA								
1.	Berhampur Univ Berhampur Through R.O.	80.08 —	— —	23.93 —	7.80 —	11.65 —	123.46 —	— —	123.46 —
2.	Sambalpur Univ. Sambalpur Through R.O.	112.33 —	— —	53.75 —	53.75 —	10.50 —	177.40 —	— —	— —
3.	Sri Jagannath Sanskrit Vish., Puri Through R.O.	48.60 —	1.57 —	4.00 —	— —	2.66 —	56.83 —	— —	56.83 —
4.	Utkal Univ. Bhubhaneswar Through R.O.	81.00 —	— —	37.89 —	3.60 —	74.50 —	196.99 —	— —	196.99 —
	Total H.Q.	322.01	1.57	119.57	12.22	99.31	554.68	—	554.68
	Total R.O.	—	—	—	—	—	—	—	—
	Grand Total :-	322.01	1.57	119.57	12.22	99.31	554.68	—	554.68

PUNJAB									
1.	Guru Nanak Dev Univ. Amritsar Through R.O.	92.71	2.32	59.89	17.96	50.00	222.88	—	222.88
2.	Punjab Univ. Chandigarh Through R.O.	101.13	2.02	80.99	61.72	133.33	379.19	—	379.19
3.	Punjab Agricultural Univ., Ludhiana Through R.O.	—	—	—	—	10.63	10.63	—	10.63
4.	Punjabi Univ. Patiala Through R.O.	74.83	1.58	15.00	—	11.50	102.91	—	102.91
	Total H.Q.	268.67	5.92	155.88	79.68	79.68	715.61	—	715.61
	Total R.O.	—	—	—	—	—	—	—	—
	Grand Total :-	268.67	5.92	155.8	79.68	205.46	715.61	—	715.61

RAJASTHAN									
1.	Jai Narayan Vyas Univ. Jodhpur Through R.O.	100.48	0.54	50.92	2.21	39.13	193.28	—	193.28
2.	Kota Open Univ., Kota Through R.O.	—	—	—	—	2.24	2.24	—	2.24
3.	Mohal Lal Sukhadia Univ. Udaipur Through R.O.	71.17	23.10	10.00	28.11	67.70	200.0	—	—
4.	M. D. Saraswati Univ Ajmer Through R.O.	56.10	—	20.00	1.75	1.37	79.22	—	79.22
5.	Rajasthan Univ. Jaipur Through R.O.	89.15	2.02	42.00	4.75	68.46	206.38	—	206.38
	Total H.Q.	316.90	25.66	122.92	36.82	178.90	681.20	—	681.20
	Total R.O.	—	—	—	—	—	—	—	—
	Grand Total :-	316.90	25.66	122.92	36.82	178.90	61.20	—	61.20

TAMIL NADU									
1.	Alagappa Univ. Karaikudi Through R.O.	65.26	—	—	—	1.08	66.34	—	66.34
2.	Anna Univ. Chennai Through R.O.	154.90	—	3.50	49.20	170.48	378.08	—	378.08
3.	Annamalai Univ., Annamainagar Through R.O.	108.87	5.60	20.00	2.10	42.44	179.01	—	179.01
4.	Bharthiar Univ. Coimbatore Through R.O.	74.06	1.01	35.00	3.27	0.6	114.20	—	114.20
5.	Bharthidesan Univ. Tiruchirapalli Through R.O.	67.81	0.54	49.00	4.07	17.10	13.52	—	13.52
6.	Madras Univ. Chennai Through R.O.	90.00	—	61.00	31.77	132.04	314.81	—	314.81
7.	Madurai Kamraj Univ. Madurai Through R.O.	79.60	—	45.00	5.36	71.12	201.08	—	201.08
8.	Manonmaniam Sundaranar Univ., Tirunelveli Through R.O.	68.08	—	0.31	7.14	—	62.56	—	62.56
9.	Mother Teresa Women's Univ. Kodaikanal Through R.O.	50.47	4.95	—	7.14	—	62.56	—	62.56
10.	Tamil Univ., Thanjavur Through R.O.	45.87	—	10.00	—	14.96	70.83	—	70.83
	Total H.O.	804.92	12.10	223.81	110.05	451.48	1602.36	—	1602.36
	Total R.O.	—	—	—	7.52	—	7.52	—	7.52
	Grand Total :-	804.92	12.10	223.81	117.57	451.48	1609.88	—	1609.88

TRIPURA									
1.	Tripura Univ., Agartala Through R.O.	81.00 —	— —	— —	0.26 —	— —	81.26 —	— —	81.26 —
Total H.Q.		81.00	—	—	0.26	—	1.26	—	81.26
Total R.o.		—	—	—	—	—	—	—	—
Grand Total :-		81.00	—	—	0.26	—	81.26	—	81.26

UTTAR PRADESH									
1.	Allahabad Univ. Allahabad Through R.O.	90.0 —	2.05 —	61.43 —	39.53 —	49.69 —	242.78 —	— —	242.7 —
2.	Bundelkhand Univ. Jhansi Through R.O.	45.00 —	— —	3.00 —	— —	2.60 —	50.60 —	— —	50.60 —
3.	Ch. Charan Singh, Meerut Through R.O.	89.70 —	1.81 —	— —	3.00 —	15.62 —	110.13 —	— —	110.03 —
4.	Dr. R M. Lohia Avadh Univ. Faizabad Through R.O.	56.40 —	— —	— —	— —	— —	56.40 —	— —	56.40 —
5.	Dr. Bhim Rao Ambedkar Univ., Agra Through R.O.	62.40 —	7.55 —	— —	2.13 —	3.43 —	75.51 —	— —	75.51 —
6.	D.D.U Gorakhpur Univ., Gorakhpur Through R.O.	71.29 —	3.82 —	58.94 —	6.65 —	25.76 —	166.46 —	— —	166.46 —
7.	Chhatrapati I Shahuji Maharaj Univ. Kanpur Through R.O.	41.98 —	— —	— —	11.7 —	2.50 —	56.35 —	— —	56.35 —
8.	Lucknow Univ. Lucknow Through R.O.	87.00 —	1.51 —	50.00 —	2.82 —	38.24 —	179.57 —	— —	179.57 —
9.	Mahatma Gandhi Kashi Vidyapith Varanasi, Through R.O.	51.00 —	— —	— —	— —	4.80 —	55.80 —	— —	55.80 —
10.	V.B.S. Purvanchal Univ., Jaunpur Through R.O.	45.00 —	— —	— —	— —	9.28 —	54.28 —	— —	54.28 —
11.	M.J.P. Rohilkhand Univ., Bareilly Through R.O.	56.76 —	3.72 —	7.82 —	— —	3.89 —	72.19 —	— —	72.19 —
12.	Sampurnanand Sanskrit Vish. Varanasi Through R.O.	42.00 —	— —	— —	— —	3.61 —	45.61 —	— —	45.61 —
Total H.Q.		738.61	20.46	181.19	66.00	159.42	1165.68	—	1165.68
Total R.O.		—	—	—	—	—	—	—	—
Grand Total :-		738.61	20.46	181.19	66.00	159.42	1165.68	—	1165.68

UTTARANCHAL									
1.	G.B. Pant Univ. of Agri. & Tech., Pantnaga Through R.O.	14.23 —	— —	— —	— —	1.15 —	15.38 —	— —	15.38 —
2.	H.N.B. Garhwal Univ., Srinagar Through R.O.	82.30 —	— —	— —	7.40 —	26.29 —	115.99 —	— —	115.99 —
3.	Kumaun Univ., Nainital Through R.O.	94.10 —	10.74 —	5.00 —	— —	3.33 —	113.17 —	— —	113.17 —
4.	Roorkee Univ., Roorkee Through R.O.	— —	— —	— —	0.50 —	— —	0.50 —	— —	0.50 —
Total H.Q.		190.63	10.74	5.00	7.90	30.77	245.04	—	245.04
Total R.O.		—	—	—	—	—	—	—	—
Grand Total :-		190.63	10.74	5.00	7.90	30.77	245.04	—	245.04

WEST BENGAL									
1.	Burdwan Univ., Burdwan Through R.O.	80.44 —	— —	55.00 —	1.44 —	36.18 —	173.06 —	— —	173.06 —
2.	Calcutta Univ., Kolkata Through R.O.	121.25 —	0.54 —	70.61 —	47.88 —	106.95 —	347.23 —	— —	347.23 —
3.	Jadavpur Univ., Kolkata Through R.O.	173.64 —	8.90 —	50.00 —	42.83 —	95.75 —	371.12 —	— —	371.12 —
4.	Kalyani Univ., Kalyani Through R.O.	70.82 —	— —	15.00 —	— —	05.15 —	90.97 —	90.97 —	90.97 —
5.	North Bengal Univ., Darjeeling Through R.O.	78.98 —	78.98 —	78.98 —	78.98 —	78.98 —	78.98 —	— —	128.08 —
6.	Rabindra Bharati Univ., Kolkata Through R.O.	128.08 —	128.08 —	128.08 —	128.08 —	2.13 —	101.93 —	— —	101.93 —
7.	Vidya Sagar Univ., Midnapore Through R.O.	60.95 —	60.95 —	— —	— —	6.96 —	77.33 —	— —	— —
	Total H.Q.	670.34	670.34	225.61	225.61	225.61	225.61	—	1289.72
	Total R.O.	—	—	—	—	—	—	—	—
	Grand Total :-	670.34	10.99	225.61	127.46	255.32	1289.72	—	1289.72

	Grand Total H.Q.	24,264.37	291.29	3,175.13	5,270.65	8,417.74	41,419.18	0.10	41,419.28
	Grand Total R.O.	—	—	—	36.58	—	36.58	—	36.58
	Total	24,264.37	291.29	3,175.13	5,307.24	8,417.74	41,455.76	0.10	41,455.86

**STATEMENT SHOWING THE GRANTS PAID TO COLLEGES DURING THE YEAR
2002-2003 (MAJOR HEADWISE)
UNDER GENERAL PLAN, ENGG. & TECH. & SEC.III.**

(Rs. In lakh)

	Univ./College	Sec.1 Devt.of Univ. & Colleges	Sec.2 Enhancing Access & Equity	Sec.3 Promotion of Relevant Education	Sec.4 Quality and Excellence	Sec.5 Strengthening of Research	Total	Section - III Specific Purposes	Grand Total
		1	2	3	4	5	6	7	8
CENTRAL UNIVERSITIES									
1.	ASSAM Univ., Silchar Through R.O.	— 34.03	— —	— —	0.15 0.22	— 1.97	0.15 36.22	— —	0.15 36.22
2.	B.H.U. Varanasi Through R.O.	3.40 —	3.63 —	— —	3.80 —	3.16 —	13.99 —	— —	13.99 —
3.	Delhi Univ., Delhi Through R.O.	333.08 —	1.00 —	27.93 —	2.00 —	74.47 —	438.48 —	— —	438.48 —
4.	Mizoram Univ., Mizoram Through R.O.	— 17.45	1.00 —	— —	— —	— 0.85	1.00 18.30	— —	1.00 18.30
5.	N.E.H.U. Shillong Through R.O.	— 39.45	5.33 —	6.91 —	2.67 —	0.45 0.52	15.36 39.97	— —	15.36 39.97
6.	Nagaland Univ., Kohima Through R.O.	— 11.80	— —	— —	— —	— 0.20	— 12.00	— —	— 12.00
7.	Pondicherry Univ. Through R.O.	— 10.20	— —	0.62 —	0.67 —	4.04 —	5.33 10.20	— —	5.33 10.20
	Total H.Q.	336.48	10.96	35.46	9.29	82.12	474.31	—	474.31
	Through R.O.	112.93	—	—	0.22	3.54	116.69	—	116.69
	Grand Total	449.41	10.96	35.46	9.51	85.66	591.00	—	591.00

STATE UNIVERSITIES

ANDHRA PRADESH									
1.	Andhra Univ., Waltair Through R.O.	— 143.85	0.85 0.12	23.22 —	9.90 30.35	35.26 7.22	69.23 181.54	— —	69.23 181.54
2.	J.Nehru Tech., Hyderabad Through R.O.	— —	— 0.12	— —	— —	— —	— 0.12	— —	— 0.12
3.	Kakatiya Univ., Warangal Through R.O.	— 63.70	— 0.21	37.34 —	1.45 0.80	2.12 2.31	40.91 67.02	— —	40.91 67.02
4.	Nararjuna Univ., Guntur Through R.O.	— 140.84	1.56 0.12	39.94 —	18.04 12.20	3.73 4.38	63.27 157.54	— —	63.27 157.54
5.	Osmania Univ., Hyderabad Through R.O.	— 133.45	— 0.36	49.18 —	9.85 6.97	6.03 9.29	65.06 150.07	7.00 —	72.06 150.07
6.	Shri Krishnadevaraya Univ Anantapur Through R.O.	— 40.68	— 0.06	— —	0.70 0.69	0.94 0.32	1.64 41.75	— —	1.64 41.75
7.	Sri Venkateswara Univ. Tirupati Through R.O.	— 68.84	— 0.06	23.74 —	4.00 1.40	— 1.06	27.74 71.36	— —	27.74 71.36
	Total H.Q.	—	2.41	173.42	43.94	48.08	267.85	7.00	274.85
	Total R.O.	591.36	1.05	—	52.41	24.58	669.40	—	669.40
	Grand Total	591.36	3.46	173.42	96.35	72.66	937.25	7.00	944.25

ARUNACHAL PRADESH									
1.	A.P. Univ., Itanagar Through R.O.	— 7.90	— —	— —	— —	— 0.14	— 8.04	— —	— 8.04
	Total H.Q.	—	—	—	—	—	—	—	—
	Total R.O.	7.90	—	—	—	0.14	8.04	—	8.04
	Grand Total	7.90	—	—	—	0.14	8.04	—	8.04

ASSAM									
1.	Dibrugarh Univ., Dibrugarh Through R.O.	— 140.38	6.82 —	11.16 —	19.06 6.69	— 3.73	37.04 150.80	— —	37.04 150.80
2.	Gauhati Univ., Gauhati Through R.O.	— 181.34	9.00 —	100.48 —	4.79 18.30	17.25 17.21	131.52 216.85	— —	131.52 216.85
	Total H.Q.	—	15.82	111.64	23.85	17.25	168.56	—	168.56
	Total R.O.	321.72	—	—	24.99	20.94	367.65	—	367.65
	Total	321.72	15.82	111.64	48.84	38.19	536.21	—	536.21

BIHAR									
1.	B.S.B.R. Ambedkar, Bihar Univ., Muzaffarpur Through R.O.	— 97.68	— —	36.68 —	7.05 —	— 3.74	43.73 101.42	— —	43.73 101.42
2.	Jai Prakash V.Vidyalaya, Chapra Through R.O.	— 37.52	9.00 —	2.61 —	1.60 —	— 1.58	13.21 39.10	— —	13.21 39.10
3.	KS Darbhanga Sanskrit Univ. Darbhanga Through R.O.	— 4.20	— —	— —	— —	— —	— 4.20	— —	— 4.20
4.	L.N. Mithila Univ. Darbhanga Through R.O.	— 162.85	15.09 —	24.46 —	3.90 —	1.75 0.38	45.20 163.23	— —	45.20 163.23
5.	Patna Univ., Patna Through R.O.	— 15.39	— —	7.33 —	0.13 —	0.85 0.12	8.31 15.51	— —	8.31 15.51
6.	Magadh Univ., Bodh Gaya Through R.O.	— 149.83	— —	26.78 —	3.05 —	5.04 10.17	34.87 160.00	— —	34.87 160.00
7.	T.M. Bhagalpur Univ., Bhagalpur Through R.O.	— 96.12	0.14 —	17.10 —	13.89 0.35	0.16 0.28	31.29 96.75	— —	31.29 96.75
	Total H.Q.	—	24.23	114.96	114.96	7.80	176.61	—	176.61
	Total R.O.	563.59	—	—	0.35	16.27	580.21	—	580.21
	Total	563.59	24.23	114.96	29.97	24.07	756.82	—	756.82

CHHATTISGARH									
1.	Guru Ghasidas Univ. Bilaspur Through R.O.	— 100.65	1.05 —	3.49 —	8.78 1.93	0.93 0.63	14.25 103.21	— —	14.25 103.21
2.	Indira Kala Sangeet Vish., Khairagarh Through R.O.	— 11.54	— —	— —	— —	— —	— 11.54	— —	— 11.54
3.	Pt. Ravi Shankar Shukla Univ. Raipur Through R.O.	— 125.34	3.00 —	1.74 —	7.49 2.95	1.57 0.27	13.80 128.56	— —	13.80 128.56
	Total H.Q.	—	4.05	5.23	16.27	2.50	28.05	—	28.05
	Total R.O.	237.53	—	—	4.88	0.90	243.31	—	243.31
	Total	237.53	4.05	5.23	21.15	3.40	271.36	—	271.36

GUJARAT									
1.	Bhavnagar Univ. Bhavnagar Through R.O.	— 13.60	— —	— —	2.30 —	— —	2.30 13.60	— —	2.30 13.60
2.	Gujarat Univ. Ahmedabad Through R.O.	— 138.79	— —	2.18 —	4.04 —	— 0.62	6.22 139.41	— —	6.22 139.41
3.	North Gujarat Univ. Patan Through R.O.	— 65.85	— —	3.30 —	6.65 —	— 2.05	9.95 67.90	— —	9.95 67.90
4.	Sardar Patel Univ. Vallabh Through R.O.	— 16.40	— —	— —	— 1.53	— 0.78	— 18.71	— —	— 18.71
5.	Saurashtra Univ. Rajkot Through R.O.	— 63.40	— —	13.00 —	7.70 1.13	— 0.26	20.70 64.79	— —	20.70 64.79
6.	South Gujarat Univ. Surat Through R.O.	— 46.25	4.00 0.06	0.52 —	5.75 0.10	— 0.16	10.27 46.57	— —	10.27 46.57
	Total H.Q.	—	4.00	19.00	26.44	—	49.44	—	49.44
	Total R.O.	344.29	0.06	—	2.76	3.87	350.98	—	350.98
	Grand Total	344.29	4.06	19.00	29.20	3.87	400.42	—	400.42

GOA									
1.	Goa Univ. Goa Through R.O.	— 16.20	— —	4.46 —	8.00 0.40	— 0.27	12.46 16.87	— —	12.46 16.87
	Total H.Q.	—	—	4.46	8.00	—	12.46	—	12.46
	Total R.O.	16.20	—	—	0.40	0.27	16.87	—	16.87
	Total	16.20	—	4.46	8.40	0.27	29.33	—	29.33

HARYANA									
1.	Kurukshetra Univ., Kurukshetra Through R.O.	68.99 —	7.60 —	48.39 —	36.56 —	4.97 —	166.51 —	— —	166.51 —
2.	Maharishi Dayanand Univ., Rohtak Through R.O.	54.00 —	0.60 —	15.92 —	15.33 —	6.13 —	91.98 —	— —	91.98 —
	Total H.Q.	122.99	8.20	64.31	51.89	11.10	258.49	—	258.49
	Total R.O.	—	—	—	—	—	—	—	—
	Total	122.99	8.20	64.31	51.89	11.10	258.49	—	258.49

HIMACHAL PRADESH									
1.	Himachal Pradesh Univ., Shimla Through R.O.	26.99 —	3.00 —	0.57 —	16.05 —	0.88 —	47.49 —	— —	47.49 —
	Total H.Q.	26.99	3.00	0.57	16.05	0.88	47.49	—	47.49
	Total R.O.	—	—	—	—	—	—	—	—
	Total	26.99	3.00	0.57	16.05	0.88	47.49	—	47.49

JAMMU & KASHMIR									
1.	Jammu Univ. Jammu Through R.O.	3.90 —	— —	2.00 —	6.10 —	0.20 —	12.20 —	— —	12.20 —
2.	Kashmir Univ. Srinagar Through R.O.	12.60 —	— —	— —	9.88 —	3.25 —	25.73 —	— —	25.73 —
	Total H.Q.	16.50	—	2.00	15.98	3.45	37.93	—	37.93
	Total R.O.	—	—	—	—	—	—	—	—
	Total	16.50	—	2.00	15.98	3.45	37.93	—	37.93

JHARKHAND									
1.	Ranchi Univ. Ranchi Through R.O.	— 141.56	0.93 —	9.00 —	2.55 0.27	5.28 2.82	17.76 144.65	— —	17.76 144.65
Total H.Q.		141.56	0.93	9.00	2.55	5.28	17.76	—	17.76
Total R.O.		—	—	—	0.27	2.82	144.65	—	144.65
Total		141.56	0.93	9.00	2.82	8.10	162.41	—	162.41

KARNATAKA									
1.	Bangalore Univ. Bangalore Through R.O.	— 106.91	13.80 —	15.66 —	2.23 33.91	5.11 —	36.80 140.82	— —	36.80 140.82
2.	Gulbarga Univ. Gulbarga Through R.O.	— 85.04	2.16 —	19.55 —	12.35 5.51	2.86 —	36.92 90.55	— —	36.92 90.55
3.	Karnatak Univ. Dharwad Through R.O.	— 207.36	13.18 —	20.06 —	23.84 24.68	1.95 —	59.03 232.04	— —	59.03 232.04
4.	Kuvempu Univ. Shimoga Through R.O.	— 56.81	— —	6.04 —	7.80 12.33	0.26 —	14.10 69.14	— —	14.10 69.14
5.	Mangalore Univ. Mangalore Through R.O.	— 75.48	0.15 —	29.26 —	0.60 37.82	2.81 —	32.82 113.30	— —	32.82 113.30
6.	Mysore Univ. Mysore Through R.O.	— 77.13	— —	24.00 —	10.45 26.85	8.02 —	42.47 103.98	42.47 —	42.47 103.98
Total H.Q.		—	29.29	114.57	57.27	21.01	222.14	—	222.14
Total R.O.		608.73	—	—	141.10	—	749.83	—	749.83
Total		608.73	29.29	114.57	198.37	21.01	971.97	—	971.97

KERALA									
1.	Calicut Univ. Kozhikode Through R.O.	— 115.76	15.73 —	25.92 —	9.45 69.01	— —	51.10 184.77	— —	51.10 184.77
2.	Kerala Univ. Thiruvananthapuram Through R.O.	— 126.89	1.00 —	57.41 —	18.50 135.44	10.35 0.10	87.26 262.43	87.26 —	87.26 262.43
3.	Kannur Univ. Kannur Through R.O.	— 2.90	— —	— —	— 29.16	— —	— 32.06	— —	— 32.06
4.	Mahatma Gandhi Univ. Kottayam Through R.O.	— 166.74	8.36 —	66.61 —	10.30 137.31	3.94 0.58	89.21 304.63	— —	89.21 304.63
Total H.Q.		—	25.09	149.94	38.25	14.29	227.57	—	227.57
Total R.O.		412.29	—	—	370.92	0.68	783.89	—	783.89
Total		412.29	25.09	149.94	409.17	14.97	1011.46	—	1011.46

MADHYA PRADESH									
1.	Awadesh Pratap Singh Univ Rewa Through R.O.	— 69.71	— —	2.51 —	— 0.88	— 0.68	2.51 71.27	0.30 —	2.81 71.27
2.	Barkatullah Vish. Bhopal Through R.O.	— 157.16	12.42 —	14.33 —	7.15 3.84	4.49 3.48	38.39 164.48	— —	38.39 164.48
3.	Devi Ahilya Univ. Sagar Through R.O.	— 117.68	— —	4.00 —	2.35 0.10	3.33 1.01	9.68 118.79	— —	9.68 118.79
4.	Dr. H.S. Gour Vish. Sagar Through R.O.	— 70.81	— —	6.20 —	3.45 0.86	2.88 0.98	12.53 72.65	— —	12.53 72.65
5.	Jiwaji Univ., Gwalior Through R.O.	— 111.33	— —	7.33 —	5.35 —	7.17 2.55	19.85 113.88	— —	19.85 113.88
6.	Rani Durgawati Vish., Jabalpur Through R.O.	— 127.03	6.00 —	8.35 —	11.82 3.05	4.29 1.59	30.46 131.67	— —	30.46 131.67
7.	Vikram Univ., Ujjain Through R.O.	— 73.61	3.00 —	4.25 —	0.56 1.84	2.86 1.43	10.67 76.88	— —	10.67 76.88
Total H.Q.		—	21.42	46.97	30.68	25.02	124.09	0.30	124.39
Total R.O.		727.33	—	—	10.57	11.72	749.62	—	749.62
Total		727.33	21.42	46.97	41.25	36.74	873.71	0.30	874.01

MAHARASHTRA									
1.	Amravati Univ. Amravati Through R.O.	— 80.30	11.20 —	36.82 —	3.00 9.29	2.66 3.27	53.68 92.86	— —	53.68 92.86
2.	Mumbai Univ. Mumbai Through R.O.	— 133.70	1.00 —	139.19 —	20.58 9.35	22.37 12.11	183.14 155.16	— —	183.14 155.16
3.	Dr. BRA Marathwada Univ. Aurangabad Through R.O.	— 93.69	10.00 0.06	7.47 —	10.40 9.71	4.76 8.78	32.63 112.24	— —	32.63 112.24
4.	Marathwada Krishi Vidyapeeth, Parbhani Through R.O.	— —	— —	— —	— —	5.50 —	5.50 —	— —	5.50 —
5.	Nagpur Univ. Nagpur Through R.O.	— 89.35	16.36 —	83.94 —	6.00 0.68	1.49 6.49	107.79 96.52	107.79 —	107.79 96.52
6.	North Maharashtra Univ. Jalgaon Through R.O.	— 53.54	12.03 —	52.68 —	1.35 2.43	7.07 6.67	73.13 62.64	— —	73.13 62.64
7.	Poona Univ., Pune Through R.O.	— 168.74	11.84 0.26	100.45 —	11.95 63.03	18.88 13.38	143.12 245.41	— —	143.12 245.41
8.	S.N.D.T. Women's Univ. Mumbai Through R.O.	— 20.41	3.00 —	15.08 —	1.25 1.84	2.46 1.72	21.79 23.97	— —	21.79 23.97
9.	Shivaji Univ., Kolhapur Through R.O.	— 127.40	5.00 —	11.81 —	14.72 27.70	— 6.92	31.53 162.02	— —	31.53 162.02
10.	Swami R.T. Marathwada Univ., Nanded Through R.O.	— 69.00	10.97 —	30.28 —	8.59 8.69	4.06 4.75	53.90 82.44	— —	53.90 82.44
Total H.Q.		—	81.40	477.72	77.84	69.25	706.21	—	706.21
Total R.O.		836.13	0.32	—	132.72	64.09	1033.26	—	1033.26
Total		836.13	81.72	477.72	210.56	133.34	1739.47	—	1739.47

MANIPUR									
1.	Manipur Univ., Imphal Through R.O.	— 106.60	3.70 —	44.46 —	3.30 1.62	4.17 2.46	55.63 110.68	— —	55.63 110.68
Total H.Q.		—	3.70	44.46	3.30	4.17	55.63	—	55.63
Total R.O.		106.60	—	—	1.62	2.46	110.68	—	110.68
Total		106.60	3.70	44.46	4.92	6.63	166.31	—	166.31

ORISSA									
1.	Berhampur Univ Berhampur Through R.O.	— 69.67	6.59 —	27.41 —	2.95 21.16	3.88 3.15	40.83 93.98	— —	40.83 93.98
2.	North Orissa Univ., Mayurbhauj Through R.O.	40.83 —	— —	— —	— —	1.44 —	1.44 —	— —	1.44 —
3.	Sambalpur Univ. Sambalpur Through R.O.	— 158.84	2.50 —	19.58 —	8.69 11.73	7.52 3.04	38.29 173.61	— —	38.29 173.61
4.	Utkal Univ. Bhubhaneswar Through R.O.	— 459.16	1.92 0.18	56.20 —	12.84 49.96	22.10 21.87	93.06 531.17	— —	93.06 531.17
Total H.Q.		—	11.01	103.19	24.48	34.94	173.62	—	173.62
Total R.O.		687.67	0.18	—	82.85	28.06	798.76	—	798.76
Total		687.67	11.19	103.19	107.33	63.00	972.38	—	972.38

PUNJAB									
1.	Guru Nanak Dev Univ. Amritsar Through R.O.	125.55 —	20.28 —	56.53 —	23.93 —	2.91 —	229.20 —	— —	229.20 —
2.	Punjab Univ. Chandigarh Through R.O.	70.29 —	12.37 —	48.56 —	47.35 —	2.26 —	180.83 —	— —	180.83 —
3.	Punjabi Univ. Patiala Through R.O.	47.09 —	3.05 —	13.04 —	18.37 —	1.21 —	82.76 —	— —	82.76 —
Total H.Q.		242.93	35.70	118.13	89.65	6.38	492.79	—	492.79
Total R.O.		—	—	—	—	—	—	—	—
Total		242.93	35.70	118.13	89.65	6.38	492.79	—	492.79

RAJASTHAN									
1.	Jai N. Vyas Univ. Jodhpur Through R.O.	— 9.20	— —	— —	— —	— —	— 9.20	— —	— 9.20
2.	M.L. Sukhadia Univ. Udaipur Through R.O.	— 37.80	1.10 —	— —	0.70 1.10	1.10 0.98	2.90 39.88	— —	2.90 39.88
3.	M.D. Saraswati Univ. Ajmer Through R.O.	— 188.29	— 0.06	7.99 —	8.10 8.40	9.57 10.20	25.66 206.95	25.66 —	25.66 206.95
4.	Rajasthan Univ. Jaipur Through R.O.	— 143.98	— 0.06	15.57 —	4.20 10.18	6.21 3.45	25.98 157.67	— —	25.98 157.67
Total H.Q.		—	1.10	23.56	13.00	16.88	54.54	—	54.54
Total R.O.		379.27	0.12	—	19.68	14.63	413.70	—	413.70
Total		379.27	1.22	23.56	32.68	31.51	468.24	—	468.24

TAMIL NADU									
1.	Algappa Univ. Karaikudi Through R.O.	— 1.00	— —	— —	— —	— —	— 1.00	— —	— 1.00
2.	Bharthiar Univ. Coimbatore Through R.O.	— 44.45	3.00 0.18	44.31 —	19.60 26.08	22.24 14.89	89.15 85.60	— —	89.15 85.60
3.	Bharthidesan Univ. Tiruchirapalli Through R.O.	— 70.11	— 0.06	47.34 —	4.20 18.86	10.03 14.43	61.57 103.46	— —	61.57 103.46
4.	Madras Univ. Chennai Through R.O.	— 142.73	4.35 0.84	40.22 —	6.40 68.07	27.80 11.71	78.77 223.35	— —	78.77 223.35
5.	Madurai Kamraj Univ. Madurai Through R.O.	— 124.75	24.00 —	117.35 —	2.27 33.20	13.35 6.26	156.97 164.21	— —	156.97 164.21
6.	Manonmaniam Sundaranar Univ., Tirunelveli Through R.O.	— 140.34	3.00 0.12	33.94 —	0.15 51.89	10.32 5.60	47.41 197.95	— —	47.41 197.95
7.	Dr. B.R. Ambedkar Law Univ. Through R.O.	— 1.60	— —	— —	— —	— —	— 1.60	— —	— 1.60
8.	Tamilnadu Dr. M.G.R. Medical Univ., Chennai Through R.O.	— —	— —	0.44 —	— —	— —	0.44 —	— —	0.44 —
9.	Periyar Univ. Salem Through R.O.	— 23.60	— —	9.00 —	— —	— 2.04	9.00 25.64	— —	9.00 25.64
	Total H.O.	—	34.35	292.60	32.62	83.74	443.31	—	443.31
	Total R.O.	548.58	1.20	—	198.10	54.93	802.81	—	802.81
	Total	548.58	35.55	292.60	230.72	138.67	1246.12	—	1246.12

TRIPURA									
1.	Tripura Univ., Agartala Through R.O.	— 21.50	0.08 —	— —	0.55 —	— —	0.63 21.50	— —	0.63 21.50
	Total H.Q	—	0.08	—	0.55	—	0.63	—	0.63
	Total R.O.	21.50	—	—	—	—	21.50	—	21.50
	Total	21.50	0.08	—	0.55	—	22.13	—	22.13

UTTAR PRADESH									
1.	Allahabad Univ. Allahabad Through R.O.	33.95 —	4.00 —	8.81 —	7.11 —	0.70 —	54.57 —	— —	54.57 —
2.	Bundelkhand Univ. Jhansi Through R.O.	20.75 —	1.97 —	6.68 —	17.75 —	1.01 —	48.16 —	2.00 —	50.16 —
3.	Ch. Charan Singh, Meerut Through R.O.	70.26 —	0.88 —	17.86 —	27.11 —	32.22 —	148.33 —	— —	148.33 —
4.	Dr. R M Lohia Avadh Univ. Faizabad Through R.O.	21.44 —	5.83 —	2.00 —	2.15 —	7.85 —	39.27 —	— —	39.27 —
5.	Dr. Bhim Rao Ambedkar Univ., Agra Through R.O.	34.70 —	3.48 —	1.42 —	49.83 —	30.68 —	120.11 —	— —	120.11 —
6.	D.D.U Gorakhpur Univ., Gorakhpur Through R.O.	54.23 —	14.67 —	7.76 —	28.55 —	24.16 —	129.37 —	— —	129.37 —
7.	Chhatrapati I Shahuji Maharaj Univ. Kanpur Through R.O.	42.06 —	— —	3.97 —	45.63 —	15.88 —	107.54 —	— —	107.54 —
8.	Lucknow Univ. Lucknow Through R.O.	17.86 —	— —	2.32 —	4.02 —	0.25 —	24.45 —	— —	24.45 —
9.	V.B.S. Purvanchal Univ., Jaunpur Through R.O.	9.60 —	3.95 —	— —	2.55 —	1.86 —	17.96 —	— —	17.96 —
10.	M.J.P. Rohilkhand Univ., Bareilly Through R.O.	26.65 —	6.00 —	3.67 —	13.76 —	13.49 —	63.57 —	— —	63.57 —

11.	Sampurnanand Sanskrit Vish. Varanasi Through R.O.	16.20 —	2.00 —	1.00 —	19.50 —	1.15 —	39.85 —	— —	39.85 —
	Total H.Q.	347.70	42.78	55.49	217.96	129.25	793.18	2.00	795.18
	Total R.O.	—	—	—	—	—	—	—	—
	Total	347.70	42.78	55.49	217.96	125.25	793.18	2.00	795.18

	UTTARANCHAL								
1.	H.N.B. Garhwal Univ., Srinagar Through R.O.	17.35 —	— —	7.32 —	3.12 —	9.37 —	37.16 —	— —	37.16 —
2.	Kumaun Univ., Nainital Through R.O.	11.10 —	0.97 —	10.52 —	10.50 —	4.40 —	37.49 —	— —	37.49 —
3.	Univ. of Agril & Tech., Nainital Through R.O.	— —	— —	— —	1.45 —	— —	1.45 —	1.45 —	1.45 —
	Total H.Q.	28.45	0.97	17.84	15.07	13.77	76.10	—	76.10
	Total R.O.	—	—	—	—	—	—	—	—
	Total	28.45	0.97	17.84	15.07	13.77	76.10	—	76.10

	WEST BENGAL								
1.	Burdwan Univ., Burdwan Through R.O.	— 173.38	— 0.06	2.92 —	7.30 2.14	0.10 9.03	10.32 184.61	10.32 —	10.32 184.61
2.	Calcutta Univ., Kolkata Through R.O.	— 314.35	3.00 0.06	46.60 —	19.06 8.41	37.15 37.11	105.81 359.93	105.81 —	105.81 359.93
3.	Jadavpur Univ., Kolkata Through R.O.	105.81 1.60	105.81 —	— —	0.25 —	0.25 —	0.25 1.60	0.25 —	0.25 1.60
4.	Kalyani Univ., Kalyani Through R.O.	— 57.95	— 0.06	— —	— 0.98	— 3.49	— 62.48	— —	— 62.48
5.	North Bengal Univ., Darjeeling Through R.O.	— 92.70	0.79 —	16.66 —	0.70 4.39	3.00 6.37	21.15 103.46	— —	21.15 103.46
6.	Vidya Sagar Univ. Midnapore Through R.O.	— 66.24	— 0.06	5.23 —	1.45 0.26	— 3.76	6.68 70.32	— —	6.68 70.32
	Total H.Q.	—	3.79	71.41	28.76	40.26	144.22	—	144.22
	Total R.O.	706.22	0.24	—	16.18	59.75	782.39	—	782.39
	Total	706.22	4.03	71.41	44.94	100.01	926.61	—	926.61

	Grand Total H.Q.	1122.04	364.28	2055.93	873.31	637.42	5052.98	9.30	5062.28
	Grand Total R.O.	7371.40	3.17	—	1060.02	309.65	8744.24	—	8744.24
	Total	8493.44	367.45	2055.93	1933.33	947.07	13797.22	9.30	13806.52

SUMMARY (PLAN) 2002-2003

(Rs. In Lakhs)

UNIVERSITY	Sec.1 Devt. of Univ. & Colleges	Sec.2 Enhancing Access and Equity	Sec.3 Promotion of Relevant Education	Sec.4 Quality and Excellence	Sec.5 Strengthening of Research	Total	Section - III Specific Purposes	Grand Total
UNIVERSITY	1	2	3	4	5	6	7	8
Central Universities Through R.O.	11566.68 —	34.55 —	485.05 —	191.87 0.66	1189.53 —	13467.68 0.66	0.10 —	13467.78 0.66
Deemed to be Universities Through R.O.	1907.59 —	10.86 —	119.75 —	288.89 0.19	241.18 —	241.18 0.19	— —	2568.27 0.19
State Universities Through R.O.	10775.30 —	245.88 —	2569.47 —	1187.90 35.73	1187.90 —	17970.93 35.73	— —	17970.93 35.73
Inter Universities	14.80	—	0.86	3602.00	3794.65	7412.31	—	7412.31
Non-Univ. Institutions	—	—	—	205.22	—	205.22	—	205.22
Total Univ.	24264.37	291.29	3175.13	5475.88	8417.74	41624.41	0.10	41624.51
Total R.O.	—	—	—	36.58	—	36.58	—	36.58
Grand Total	24264.37	291.29	3175.13	5512.46	8417.74	41660.99	0.10	41661.09

COLLEGES	1	2	3	4	5	6	7	8
Central Universities Through R.O.	336.48 112.93	10.96 —	35.46 —	9.29 0.22	82.12 3.54	474.31 116.69	— —	474.31 116.69
State Univ. Centres Through R.O.	785.56 7258.47	353.32 3.17	2020.47 —	864.02 1059.80	555.30 306.11	4578.67 8627.55	9.30 —	4587.97 8627.55
Total HQ	1122.04	364.28	2055.93	873.31	637.42	5052.98	—	5062.28
Total RO	7371.40	3.17	—	1060.02	309.65	8744.24	9.30	8744.24
Total CU/Colleges	8493.44	367.45	2055.93	1933.33	947.07	13797.22	—	13806.52
Grand total Univ. & Colleges	32757.81	658.74	5231.06	7445.79	9364.81	55458.21	9.40	55467.61
Estt. —	42.86	33.95	419.84	—	496.65	—	496.65	
Grand Total	32757.81	701.60	5262.01	7865.63	9364.81	55954.86	9.40	55964.26