

Rural Functional Literacy Project

THANJAVUR DISTRICT

'Project Report'

1979-'80



-548217
374.012
TAM-R

Directorate of Non-Formal and
Adult Education

Tamil Nadu

CONTENTS

PART—I

- 1 Message by Director Thiru. J. A. Ryan, Director of
Non-Formal and Adult Education

ANEXURE

- i Names of blocks and distribution of centres according to sex
- ii Distrubution of learners according to district and caste
- iii Learners by age
- iv Learners by occupation
- v Animators by age
- vi Animators by qualification
- vii Animators by community
- viii Animators by residance
- ix Centres by facilities
- x Centres by location
- xi No. of centres by working hours
- xii No. of centres visited by the development department officials
- xiii Dates of disbursement of honororium
- xiv Centres by attendance

NIEPA DC



D00781

Inst. National Systems Unit.
Ministry of Educational
Planning and Administration
DCC, Delhi-110025
Date: D-78/
27/5/83

Rural Functional Literacy Project-Tamilnadu 1979-1980

Rural Functional Literacy Project is a programme started under the National Adult Education Programme in 1979-1980 for the age group 15-35. Previous to this, Government of India was funding two types of programme in the State under Adult Education, namely Farmers' Education and Functional Literacy programme for the age group 15-45 and Non-formal Education programme for the age group 15-25. These two types were merged to form the present Rural Functional Literacy Projects as a centrally sponsored scheme.

In Tamil Nadu, twelve Districts were selected for implementing the scheme with 300 centres each spread over three or four contiguous blocks. As a preliminary measure a survey of the villages was undertaken, to identify the centres, instructors and learners. The needed orientation and training were given to the functionaries involved in the programme before commencement. The centres were started in July 1979 with the needed facilities for materials like books, slates, reading materials, lights, blackboards etc.,

Apart from the periodical evaluation made by the instructors and Supervisors, a full scale Mid-Term Evaluation was done by an External Evaluation Team consisting of three members, in the month of March/April 1980 to assess the working of the programme into fulfilment of the objectives. The report on Mid-Term Evaluation exhibited a very favourable picture about the working of the projects.

The projects have come to a close in May/June '80 after a period of ten months and reports of final assessment are now available. An overall view of the twelve projects and statistical data relating to the centres and learners are reported in these pages.

The final evaluation report reveals the success of the programme in Tamil Nadu. All those involved in the programme from the planning to the evaluation stage deserve to be congratulated on their endeavour.

J. A. RYAN,
Director of Non-formal & Adult
Education.

ANNEXURE - I

**Statement showing the Names of Blocks and Distribution of Centres
According to Sex.**

Sl. No.	District	Names of the Blocks	Men	No. of centres for		
				Women	Mixed	Total
1	Chengleput	Thiruvalluvar at Iakkadu, Poondi, Kadambothur, Ellapuram.	236	50	14	300
2	Coimbatore	Thalavadi, Kangeyam, Vellakoil, Thukkanaickanpalayam.	128	31	141	300
3	Dharmapuri	Palacode, Krishnagiri, Kaveripattinam. Bargur	263	37	—	300
4	Madurai	Madurai West, Alanganallur, Thiruparankundram, Vadipatti.	176	72	52	300
5	North Arcot	Sholingar, Kaveripakkam, Nemeli.	292	8	—	300
6	Pudukottai	Arantangi, Arimalam, Avadayarkoil, Thirumayam	178	58	64	300
7	Ramnad	Srivilliputhur, Rajapalayam, Vembakottai	152	55	93	300
8	Salem	Athur, Kangaivelli, Thalaivasal.	245	45	10	300
9	South Arcot	Cuddalore, Annagramam, Kurunchipadi.	234	45	21	300
10	Thanjavur	Orathanad, Pattukottai, Thiruvonam	204	63	26	293
11	Tirunelveli	Manoor, Palayamkottai, Karungulam.	208	66	26	300
12	Trichi	Jayamkondam, T Palur, Aundimadam	198	40	62	300
Total			2514	570	509	3593

At the beginning of the scheme 3600 centres were opened and in due course 7 centres were closed. Out of 3593 centres, 1079 (30%) centres are catering to the needs of the women. 570 (16%) centres are exclusively for women.

ANNEXURE - II

Distribution of Learners according to District and Caste.

Sl. No.	District	No. of Blocks	Scheduled castes			S. T.			Others			Total		
			Men	Women	Total	M.	W.	T.	M	W	Total	Men	Women	Total
1	Chingleput	4	4460	795	5255	139	7	146	4653	926	5579	9252	1728	10980
2	Coimbatore	4	1741	1040	2781	42	11	53	5243	3667	8910	7026	4718	11744
3	Dharmapuri	4	1118	140	1258	—	—	—	7795	1113	8909	8914	1253	10167
4	Madurai	4	2546	953	3509	—	—	—	4601	2086	6687	7147	3049	10196
5	North Arcot	3	2540	168	3008	149	10	159	6335	293	6629	9325	471	9796
6	Pudukkottai	4	1833	648	2481	86	4	20	5214	1939	7153	7063	2591	9654
7	Ramanathapuram	3	2711	1262	3973	14	6	20	4085	1763	5848	6810	3031	9841
8	Salem	3	2688	369	3057	442	270	712	5116	916	6032	8246	1555	9801
9	South Arcot	3	3505	436	3941	—	—	—	5690	1238	6928	9195	1674	10869
10	Thanjavur	3	2044	540	2584	5	3	8	5434	2069	7503	7483	2612	10095
11	Tirunelveli	3	3037	1466	4503	30	40	70	4197	1294	5491	7264	2800	10064
12	Trichi	3	2589	368	2957	—	—	—	4681	1389	6070	7270	1757	9027
Total		41	31112	8195	39307	837	351	1188	63046	18693	81739	94995	27239	122234
					32%			1%			67%	78%	22%	

In Tamil Nadu 1,22,234 adults have been enrolled in 41 Blocks. 94995 (78%) are men and 27239 (22%) are women.

Learners belonging to Scheduled caste are 39307 (32%). Out of 39307, 31112 are men and 8195 are women.

Learners of Scheduled tribe have also been enrolled and they are 1188 (1%). On the whole learners from Scheduled castes and Scheduled Tribes form one third of the total enrolment.

81739 (67%) learners belong to other communities. Out of 81739, 63046 are men and 18693 are women.

On an average, 34 learners have been enrolled in a centre.

By analysing the district figures, it is revealed that enrolment of Scheduled caste learners is more in Chingleput District and it is 52% and in Tirunelveli District it is 45%.

ANNEXURE - III

Learners by Age.

Sl. No.	District	Below 15			Between 15-35			Above 35			Total		
		M.	F.	T.	M	F.	T.	M.	F.	T.	M.	F.	T.
1	Chengleput	237	75	312	8526	1586	10112	489	67	556	9252	1728	10980
2	Coimbatore	112	82	194	6642	4402	11044	272	234	506	7026	4718	11744
3	Dharmapuri	—	—	—	8828	1253	10081	86	—	86	8914	1253	10167
4	Madurai	—	—	—	7126	3045	10171	21	4	25	7147	3049	10196
5	North Arcot	6	20	26	8885	451	9336	434	—	434	9325	471	9796
6	Pudukkotti	—	—	—	6569	2479	9048	494	112	606	7063	2591	9654
7	Ramnad	25	10	35	6298	2311	8609	487	710	1197	6810	3031	9841
8	Salem	—	—	—	7431	1481	8912	815	74	889	8246	1555	9801
9	South Arcot	140	84	224	8688	1488	10176	367	102	469	9195	1674	10869
10	Thanjavur	913	558	1471	6057	1882	7939	513	172	685	7483	2612	10095
11	Tirunelveli	156	98	254	6136	2452	8588	972	250	1222	7264	2800	10064
12	Tiruchi	—	—	—	6865	1707	8572	405	50	455	7270	1757	9027
Total		1589	927	2516	88051	24537	112588	5355	1775	7130	94995	27239	122234

Out of 12 Districts 7 Districts have enrolled more than 10,000 whereas the target fixed for each District is only 9,000.

In eight Districts there are enrolment of learners below 15 years of age. It is noticed that in Tanjore District there are more than 1400 learners below 15 years of age. It can be computed in that District 47 centres out of 300 centres are solely for children below 15 years of age.

In all Districts the learners above 35 years of age are benefitted by this programme. In Tirunelveli District the learners benefitted in this age group runs to the tune of 1200.

ANNEXURE - IV

Learners by Occupation.

Sl. No.	District	Agricu- lturists	Agri. Labo- urers	Arti- sans	Self empl- oyed	Busi- ness	Casual Labo- urer	Others	Total
1	Chingleput	2368	6283	70	8	3	1583	665	10980
2	Coimbatore	2508	3475	197	1677	988	1012	2067	11744
3	Dharmapuri	3596	5392	143	55	250	107	624	10167
4	Madurai	1339	7556	451	—	—	—	850	10196
5	North Arcot	7221	1221	208	—	—	—	1146	9796
6	Pudukkottai	5363	3402	91	—	—	—	798	9654
7	Ramanathapuram	2739	5062	84	204	96	728	928	9841
8	Salem	3268	5292	—	—	—	—	1241	9801
9	South Arcot	1235	6704	430	126	—	—	2374	10869
10	Thanjavur	3475	5632	4	107	27	275	575	10095
11	Tirunelveli	4430	4204	37	244	80	1069	—	10064
12	Trichi	905	7896	40	21	7	32	126	9027
Total		38447	62119	1755	2442	1451	4806	11214	122234

Out of the total No. 122234 learners, the following is the break-up of learners according to the professions :-

		Percentage	
1	Agriculturists	38447	32 %
2	Agricultural Labourers	62119	51 %
3	Artisans	1775	1.0%
4	Self-employed	2442	2.0%
5	Business	1451	1 0%
6	Casual Labourers	4806	4.0%
7	Others	11214	9%
	Total	122234	100%

By the Rural Functional Literacy Project Programme, mostly Agriculture Labourers and Agriculturists are benefitted,

ANNEXURE - V

Animators by Age.

Sl. No	District	15-24		25-29		30-34		35-44		45-54		54 & above		Total	
		M.	W.	M.	W.	M.	W.	M.	W.	M.	W.	M.	W.	M.	W.
1	Chingleput	10	2	25	8	54	15	109	20	45	5	7	—	250	50
2	Coimbatore	—	—	28	4	49	7	150	15	36	4	6	1	269	31
3	Dharmapuri	—	—	6	2	58	8	146	21	51	5	2	1	263	37
4	Madurai	7	11	17	6	41	8	97	37	60	13	2	1	224	76
5	North Arcot	—	—	35	5	148	—	87	3	22	—	—	—	292	8
6	Pudukkottai	—	1	17	3	147	41	64	12	14	1	—	—	242	58
7	Ramanathapuram	10	2	35	15	42	16	96	19	54	6	1	1	239	59
8	Salem	8	2	21	4	147	29	46	10	29	1	3	—	254	46
9	South Arcot	19	21	30	4	70	6	103	8	32	2	—	—	254	41
10	Thanjavur	17	27	31	9	64	13	87	11	26	4	3	1	228	65
11	Tirunelveli	—	—	5	1	35	12	98	34	77	14	20	4	235	65
12	Trichi	—	—	8	9	140	14	76	14	32	3	4	—	260	40
Total		71	66	259	70	995	169	1159	204	478	58	43	9	3010	576

INFERENCE :

On a perusal of the figures it is seen that out of 3010 male animators, 2154 belong to the age group of 30-44 and out of 576 women animators 373 belong to the age group of 30-44. It is noteworthy that majority of the animators were in the age group of 30-44 and they could have run the centres smoothly and efficiently. As the age group of learners falls between 15-35 the animators might have handled the centres with good command. Further more number of animators were in the age group of 45-54. Hence the selection of animators had been successfully and properly made.

With regard to the individual districts, Pudukkottai stands first in having a larger Number of animators in the age group of 30-44.

ANNEXURE - VI

Animators by Qualifications.

Sl. No.	Name of District	Day school teachers			Unemployed teachers			Unemployed youths			Retired persons			Military persons	Others			Total	
		M.	W.	T.	M.	W.	T.	M.	W.	T.	M.	W.	T.		M.	W.	T.	M.	W.
1	Chingleput	225	42	267	—	—	—	17	1	18	—	—	—	—	8	7	15	250	50
2	Coimbatore	255	28	283	1	2	3	13	1	14	—	—	—	—	—	—	—	269	31
3	Dharmapuri	263	37	300	—	—	—	—	—	—	—	—	—	—	—	—	—	263	37
4	Madurai	201	61	262	1	2	3	20	13	33	—	—	—	—	2	—	2	224	76
5	North Arcot	274	8	282	6	—	6	5	—	5	—	—	—	—	7	—	7	292	8
6	Pudukkottai	242	57	299	—	—	—	—	—	—	—	—	—	—	—	1	1	242	58
7	Ramnad *	168	40	208	14	1	15	54	16	70	—	—	—	—	3	2	5	239	59
8	Salem	235	34	269	1	—	1	9	7	16	3	—	3	—	6	5	11	254	46
9	South Arcot **	231	16	247	—	—	—	23	25	48	—	—	—	—	—	—	—	254	41
10	Thanjavur @	193	26	219	2	—	2	33	37	70	—	—	—	—	—	2	2	228	65
11	Tirunelveli	231	69	300	—	—	—	—	—	—	—	—	—	—	—	—	—	231	69
12	Trichy	259	31	290	—	—	—	1	9	10	—	—	—	—	—	—	—	260	40
Total		2777	449	3226	25	5	30	175	109	284	3	—	3	—	26	17	43	3006	580

* 2 Animators are running 2 centres each.

** 5 Animators are running 2 centres each.

@ 7 centres defunct.

ANNEXURE - VII

Animators by Community

Sl. No.	District	S. C		S. T.		Others		Total		Grand Total
		M.	W.	M.	W.	M.	W.	Men	Women	
1	Chingleput	79	20	1	—	170	30	250	50	300
2	Coimbatore	21	9	—	—	248	22	269	31	300
3	Dharmapuri	21	2	—	—	242	35	263	37	300
4	Madurai	30	16	—	—	194	60	224	76	300
5	North Arcot	73	1	—	—	219	7	292	8	300
6	Pudukkottai	24	3	1	—	217	55	242	58	300
7	Ramnad *	53	18	—	—	186	41	239	59	298
8	Salem	67	16	8	7	179	23	254	46	300
9	South Arcot **	40	2	—	—	214	39	254	41	295
10	Thanjavur @	39	15	—	—	189	50	228	65	293
11	Tirunelveli	39	15	—	—	192	54	231	69	300
12	Tiruchi	33	14	—	—	227	26	260	40	300
Total ...		519	131	10	7	2477	442	3006	580	3586

* 2 Animators are running two centres each.

** 5 Animators are running two centres each.

@ 7 Centres defunct.

Total Number of animators. ... 3586

Total No. of Scheduled Caste animators ... 650

Total No. of Scheduled Tribe animators ... 17

Other animators ... 2919

Out of 3586 animators, scheduled caste animators comes to 18%. Scheduled Caste women animators comes to 4% and Scheduled caste men animators comes to 14%. Total women animators percentage comes to 16%. Scheduled Tribe animators percentage comes to less than 5%. The involvement of Scheduled caste candidates as animators is more in Chingleput District and less in Dharmapuri District.

ANNEXURE - VI

Animators by Qualifications.

Sl. No.	Name of District	Day school teachers			Unemployed teachers			Unemployed youths			Retired persons			Military persons			Others			Total	
		M.	W.	T.	M.	W.	T.	M.	W.	T.	M.	W.	T.	M.	W.	T.	M.	W.	T.	M.	W.
1	Chingleput	225	42	267	—	—	—	17	1	18	—	—	—	—	8	7	15	250	50		
2	Coimbatore	255	28	283	1	2	3	13	1	14	—	—	—	—	—	—	—	269	31		
3	Dhatmapuri	263	37	300	—	—	—	—	—	—	—	—	—	—	—	—	—	263	37		
4	Madurai	201	61	262	1	2	3	20	13	33	—	—	—	—	2	—	2	224	76		
5	North Arcot	274	8	282	6	—	6	5	—	5	—	—	—	—	7	—	7	292	8		
6	Pudukkottai	242	57	299	—	—	—	—	—	—	—	—	—	—	—	1	1	242	58		
7	Ramnad *	168	40	208	14	1	15	54	16	70	—	—	—	—	3	2	5	239	59		
8	Salem	235	34	269	1	—	1	9	7	16	3	—	3	—	6	5	11	254	46		
9	South Arcot **	231	16	247	—	—	—	23	25	48	—	—	—	—	—	—	—	254	41		
10	Thanjavur @	193	26	219	2	—	2	33	37	70	—	—	—	—	—	2	2	228	65		
11	Tirunelveli	231	69	300	—	—	—	—	—	—	—	—	—	—	—	—	—	231	69		
12	Trichy	259	31	290	—	—	—	1	9	10	—	—	—	—	—	—	—	260	40		
Total		2777	449	3226	25	5	30	175	109	284	3	—	3	—	26	17	43	3006	580		

* 2 Animators are running 2 centres each.

** 5 Animators are running 2 centres each.

@ 7 centres defunct.

ANNEXURE - VII

Animators by Community

Sl. No.	District	S. C		S. T.		Others		Total		Grand Total
		M.	W.	M.	W.	M.	W.	Men	Women	
1	Chingleput	79	20	1	—	170	30	250	50	300
2	Coimbatore	21	9	—	—	248	22	269	31	300
3	Dharmapuri	21	2	—	—	242	35	263	37	300
4	Madurai	30	16	—	—	194	60	224	76	300
5	North Arcot	73	1	—	—	219	7	292	8	300
6	Pudukkottai	24	3	1	—	217	55	242	58	300
7	Ramnad *	53	18	—	—	186	41	239	59	298
8	Salem	67	16	8	7	179	23	254	46	300
9	South Arcot **	40	2	—	—	214	39	254	41	295
10	Thanjavur @	39	15	—	—	189	50	228	65	293
11	Tirunelveli	39	15	—	—	192	54	231	69	300
12	Trichi	33	14	—	—	227	26	260	40	300
Total ...		519	131	10	7	2477	442	3006	580	3586

* 2 Animators are running two centres each.

** 5 Animators are running two centres each.

@ 7 Centres defunct.

Total Number of animators. ... 3586

Total No. of Scheduled Caste animators ... 650

Total No. of Scheduled Tribe animators ... 17

Other animators ... 2919

Out of 3586 animators, scheduled caste animators comes to 18%. Scheduled Caste women animators comes to 4% and Scheduled caste men animators comes to 14%. Total women animators percentage comes to 16%. Scheduled Tribe animators percentage comes to less than 5%. The involvement of Scheduled caste candidates as animators is more in Chingleput District and less in Dharmapuri District.

ANNEXURE - VIII

Animators by Residence

Sl. No.	District	In the same village		Within 1 K. M.		More than 1 K. M		Total	
		M.	W.	M.	W.	M.	W	M.	W.
1	Chingleput	164	47	32	3	54	—	250	50
2	Coimbatore	164	31	84	—	21	—	269	31
3	Dharmapuri	122	33	81	2	60	2	263	37
4	Madurai	167	64	23	3	34	9	224	76
5	North Arcot	254	8	38	—	—	—	292	8
6	Pudukkottai	84	41	28	8	130	9	242	58
7	Ramnad	178	52	15	3	46	4	239	59
8	Salem	255	45	—	—	—	—	255	45
9	Sonth Arcot	160	24	58	11	36	6	254	41
10	Thanjavur	144	62	30	1	54	2	228	65
11	Tirunelveli	141	48	23	3	70	15	234	66
12	Trichi	260	40	—	—	—	—	260	40
Total		2093	495	412	34	505	47	3010	576

ANIMATORS BY RESIDENCE BY PERCENTAGES.

1	Total No of Animators	3586	
2	Total No of Men Animators	3010	83.6 %
3	Total No of Women Animators	576	16 %
4	Total No. of local Men Animators	2093	69 % (out of 83.6 % of Men animators)
5	Total No of local Women Animators	495	84 % (out of 16 % of Women animators)

ANNEXURE - IX

Centres by Facilities.

Sl. No.	Name of the District	Electrified	Non-electrified	Total
1	Chengle-ut	182	118	300
2	Coimbatore	145	155	300
3	Dharmapuri	117	183	300
4	Madur i	197	103	300
5	North Arcot	201	99	300
6	Pudukkottai	57	243	300
7	Kamanathapuram	128	172	300
8	Salem	173	127	300
9	South Arcot	128	172	300
10	Thanjavur	67	226	293
11	Tirunelveli	178	122	300
12	Trichi	109	191	300
	Total	1682	1911	3593

From the perusal of the particulars furnished by the project Officers, it is seen that out of 3593 centres only 1682 centres are electrified. The rest of 1911 are not electrified. They are provided with hurricane lights or petromax lights.

Steps should be taken by the Supervisors, Project Officers and Animators to electrify the maximum number of centres with the help of philanthropic villagers, Panchayat Board Presidents, Block Development Officers and by approaching the members of Lions Club, Rotary Club etc.,

ANNEXURE - X
Centres by Location.

Sl. No.	District	School buildings	Private houses	Panchayat Board Offices	Reading rooms	Balwadi centres	Voc. Trg. centres	Pub. building	Others temples	Total
1	Chengleput	198	33	31	—	—	—	—	38	300
2	Coimbatore	169	—	—	—	—	—	74	57	300
3	Dharmapuri	231	28	5	—	6	—	18	12	300
4	Madurai	232	34	—	—	—	—	—	34	300
5	North Arcot	197	—	—	—	—	—	59	44	300
6	Pudukkottai	254	13	—	—	—	—	24	9	300
7	Ramnad	231	10	7	—	3	—	40	9	300
8	Salem	163	13	—	—	—	—	69	50	300
9	South Arcot	179	13	70	—	—	—	—	38	300
10	Thanjavur	224	34	12	—	—	—	13	10	293
11	Tirunelveli	144	120	—	—	—	—	24	12	300
12	Trichi	181	60	1	—	—	—	23	35	300
Total		2008	358	126	—	9	—	344	342	3593

It is seen that 1195 centres out of 3593 centres are run in outside school buildings. It works out to 33% of the total number of centres.

Inference can be drawn that there is community participation in providing accommodation for adult education centres.

ANNEXURE - XI
No. of Centres by working hours

Sl. No.	District	6 a. m. to 10 a. m.	10 a. m. to 1 p. m.	1 to 4 p. m.	4 to 6 p. m.	6 to 8 p. m.	8 p. m. and above	Total
1	Chengleput	—	—	—	14	239	47	300
2	Coimbatore	—	—	—	254	46	—	300
3	Dharmapuri	—	—	—	—	295	5	300
4	Madurai	—	—	—	18	188	94	300
5	North Arcot	—	—	—	26	224	50	300
6	Pudukkottai	—	—	—	124	156	20	300
7	Ramanathapuram	—	—	—	2	224	74	300
8	Salem	—	—	—	8	264	28	300
9	South Arcot	—	—	—	26	248	26	300
10	Thanjavur	—	—	—	15	105	173	293
11	Tirunelveli	—	—	—	61	180	59	300
12	Thiruchi	—	—	—	—	300	—	300
Total		—	—	—	548	2469	576	3593

Though flexibility in timing the centres is given 68.6% centres function between 18 and 20 hours. (i. e.) 6 p. m. 8 p. m. Under this programme no centre functions between 6 a. m. and 4 p. m.

ANNEXURE - XII

Number of Centres Visited by the Developmental Department Officials.

Sl. No.	District	Agriculture	Animal Husbandry	Co-op.	Health	Industry	S	W.	Others	Total
1	Chingleput	—	1	—	—	—	9	6	16	
2	Coimbatore	3	3	—	4	—	2	—	12	
3	Dharmapuri	12	4	3	13	2	2	87	123	
4	Madurai	30	13	15	33	1	31	—	123	
5	North Arcot	2	4	1	12	3	20	30	72	
6	Pudukkottai	25	38	10	15	—	8	12	108	
7	Ramnad	6	15	22	12	—	—	—	55	
8	Salem	25	29	4	10	6	1	28	103	
9	South Arcot	46	11	4	23	—	8	3	95	
10	Thanjavur	33	23	11	16	—	2	49	134	
11	Tirunelveli	10	6	2	11	2	25	22	78	
12	Trichi	6	3	10	9	3	7	27	65	
	Total	198	150	82	158	17	115	264	984	

From the figures available it is inferred that the visit of developmental department officials to adult education centres is not adequate especially from Industries & Co-operative Dept.

It is also found that in Thanjavur District, the participation of the officials seems to be appreciable. Dharmapuri, Madurai and Pudukkottai District received their co-operation to some extent. There are 3593 centres in the State. But only 984 centres received the involvement of developmental officials. That is 27.3% of centres received the benefit of the Development Departments. In other Districts, the participation of the above officials need to be stressed to make the programme a success.

ANNEXURE - XIII

Dates of Disbursement of Honorarium.

Sl. No	District	July 79	August 79	Sept. 79	Oct. 79	Nov. 79	Dec. 79	Jan. 80	Feb. 80	March 80	Apr. & May 80
1	Chingleput	10-9-79	3-10-79	22-10-79	14-11-79	29-12-79	30-1-80	19-3-80	21-3-80	16-4-80	15-7-80
2	Coimbatore	18-9-79	13-9-79	24-10-79	21-11-79	17-12-79	22-1-80	18-2-80	22-3-80	20-5-80	26-6-80
3	Dharmapuri	11-8-79	8-9-79	13-10-79	10-11-79	8-12-79	12-1-80	8-2-80	8-3-80	12-4-80	3-5-80
4	Madurai	18-8-79	11-9-79	12-10-79	20-11-79	10-12-79	11-1-80	14-2-80	12-3-80	20-5-80	20-5-80
5	North Arcot	1-9-79	29-9-79	10-10-79	6-12-79	6-12-79	29-1-80	26-2-80	21-3-80	3-6-80	3-6-80
6	Pudukkottai	21-9-79	3-10-79	17-10-79	22-11-79	22-12-79	30-1-80	14-2-80	19-3-80	20-5-80	6-6-80 &28-6-80
7	Ramnad	31-8-79	12-9-79	11-10-79	8-11-79	10-12-79	14-1-80	22-2-80	21-3-80	10-5-80	2-7-80
8	Salem	27-8-79	20-9-79	15-10-79	20-11-79	13-12-79	22-1-80	15-2-80	18-3-80	19-5-80	19-5-80
9	South Arcot	17-8-79	22-9-79	16-10-79	13-11-79	24-12-79	11-1-80	12-2-80	8-4-80	11-6-80	11-6-80
10	Thanjavur	3-10-79	3-10-79	27-10-79	3-12-79	4-1-80	19-2-80	12-3-80	11-4-80	7-5-80	10-6-80
11	Tirunelveli	19-9-79	16-10-79	10-11-79	26-11-79	20-12-79	22-1-80	18-2-80	27-3-80	14-6-80	19-6-80
12	Trichy	27-9-79	15-10-79	26-11-79	8-12-79	17-1-80	22-2-80	28-3-80	28-3-80	23-6-80	23-6-80

ANNEXURE - XIV

Centres by Attendance

Sl. No.	District	Below 10	10 to 20	20 to 30	40 and above	Total
1	Chingleput	17	166	106	11	300
2	Coimbatore	—	5	63	232	300
3	Dharmapuri	24	155	104	17	300
4	Madurai	—	—	15	285	300
5	North Arcot	6	78	196	20	300
6	Pudukkottai	7	158	129	6	300
7	Ramanathapuram	—	36	231	33	300
8	Salem	11	82	195	12	300
9	South Arcot	15	165	101	19	300
10	Thanjavur	15	158	115	5	293
11	Tirunelveli	—	—	65	235	300
12	Trichy	12	148	110	30	300
Total		... 102	1151	1430	905	3588

INFERENCE :

Out of 3588 Rural Functional Literacy Project centres in Tamil Nadu, 102 centres were with less than 10 attendance. It is only less than 3% (i. e. 2.84%). In 2581 centres, the attendance was between 10 and 30. Twenty five percent of the centres had the attendance of more than 30. Madurai District stands at the top with 285 centres with more than 30 attendance.

CONTENTS

PART—II

- 1 Preface
- 2 Project Report
- 3 Annexure
 - I Enrolment Particulars
 - II Districts—Blocks
 - III Supervisors by Age
 - IV Supervisors by Qualification
 - V Supervisors by Community
 - VI Animators by Age Group
 - VII Animators by Community
 - VIII Centres by facilities
 - IX Centres by attendance
 - X Dates of Release of Honorarium to the Animators 1979—80
 - XI Location of Centres
 - XII Centres—Working hours
 - XIII Centres Receiving visit by Development Departments
 - XIV Functioning of Development Institutions in the Project Area
- 4 District map-showing the names and location of Panchayat Unions
- 5 Orathanad Panchayat Union Map
- 6 Pattukkottai Panchayat Union Map
- 7 Thiruvonam Panchayat Union Map
- 8 Valedictory Function—Photos
- 9 Evaluation Schedule

PREFACE

Three hundred Adult Education Centres under the Rural functional Literacy Project in the three Blocks of Pattukkottai, Orathanad and Thiruvonam of Thanjavur District, started functioning on 18-7-1979. The Training Programme for the Animators of Adult Education Centres one at the Government Higher Secondary School for Boys, Pattukkottai for the Animators of Pattukkottai Panchayat Union area and the other at the Government Teacher Training Institute for Women at Thanjavur for the Animators of Orathanad and Thiruvonam Panchayat Union areas was conducted from 4-7-79 to 15-7-79.

Thiru D. Gangappa, District Collector of Thanjavur formally inaugurated the Training Course at Thanjavur. Selvi S. Suseela, Chief Educational Officer, Thanjavur and Thiru Venugopal, District Educational Officer, Thanjavur also participated in the inaugural function.

Thiru Durai Govindaraj, M. L. A; the Chief Korada of the Tamil Nadu Legislative Assembly presided over the function.

The Final-day function was celebrated on 15-7-79. Honourable Thiru Vellaichamy, Parliamentary Secretary to the Education Minister graced the occasion.

The following are the names of Supervisors serving in the three Panchayat Union Areas.

Orathanad Panchayat Union

1. Thiru K. Mayavoo, B. Sc.
2. „ V. Durairaju, B. A., B. Ed.
3. „ S. Peter William, B. Sc., B. Ed.
4. „ K. Uthirapathy, B. A.
5. „ M. Subramanian, B. A.

Pattukkottai Panchayat Union

6. Thiru P. Marimuthu, B. Sc., B. Ed.
7. „ S. Somasundaram, B. Sc., B. Ed.
8. „ A. Paramasivam, B. A.

Thiruvonam Panchayat Union

9. Thiru R. Kathiresan, B. Sc.
10. „ M. Jeevanandam, B. Com.

Project Report.

Rural Functional Literacy Project, Thanjavur.

I. Introduction :

It is obvious and well-known to all readers of newspapers that the Adult Education Programme has assumed an International dimension and as such, it is tackled by various agencies like Universities and Colleges, Nehru Yuva Kendra, Voluntary Agencies and Government, both State and Central. One of the projects undertaken by the Central Government is the Rural Functional Literacy Project.

“A project is a problematic act carried on to completion with concrete materials for constructive purposes.”

This is the definition of Kilpatrick.

Keeping this concept in mind the Rural Project was launched in October, 78 through out India.

Rural Functional Literacy Project in Thanjavur District was started on 17-7-1979 in the three Panchayat Unions of Orathanad, Pattukkottai and Thiruvonam.

Due to the Parliamentary by-election in Thanjavur constituency, the starting of the centres had to be post-poned to 17-7-79. The other Districts started their centres as early as 4-7-79.

In Thanjavur District the Adult Education Centres were located as follows.

1. Orathanad Panchayat Union	150 Centres
2. Pattukkottai Panchayat Union...	...	90 Centres
3. Thiruvonam Panchayat Union...	...	60 Centres
Total	...	<u>300</u>

The primary school teachers formed the major segment in the composition of Animators

II. Selection of Centres :

The selection of centres was made keeping in view the backwardness of the locality, availability of local instructors, building for the easy approach of the learners, electrical light facilities, in the centre, Radio for the centre etc.

Due weightage was given to the opening of women centres and to areas where scheduled caste was predominant.

“Sun brightens the World Adult Education brightens the poor.”

The Project Officer, The Deputy Inspectors of Schools, the Secretaries of the Teachers' Association Meetings centres, the Panchayat Union Commissioners, the Adult Education Supervisors all put their heads together in the proper selection of centres.

The Adult Education Supervisors moved from place to place to have first hand information and knowledge about the proposed Adult Education Centres. Each Adult Education Supervisor was assigned 30 centres for identification and supervision.

III. Selection of Personnel :

The Project Officer was selected by the Director of Non-Formal and Adult Education, Madras-6 from a panel drawn from the Director of School Education. After due interview and selection, the officer was posted to the project area. Some were given pre-service training in the non-formal training centres at Hariyana and Mysore. The post of the District Project Officer was converted into Project Officer, Rural Functional Literacy Project from 8-5-79.

Next, the Adult Education Supervisors numbering 10 were interviewed and selected from open market by the Chief Educational Officer, Thanjavur and they all joined duty in June, 79. Out of 10, 4 were B. Ed graduates and the rest were raw, young and fresh from the college with little experience in the field of Education.

The most important functionary in the field is the Adult Educational Instructor. He was selected in consultation with the Panchayat Union Commissioner and the Deputy Inspector of Schools by the Project Officer. He is at the grass-root level who is to shoulder the major burden of the project. A majority of the Instructors are drawn from the school teachers under all management. Women form about 20% of the Adult Education Instructors.

IV. Training of all Personnels :

Now-a-days training of personnel in any, discipline is a must. The mind and soul of the individual have to be oriented towards the aims and objectives of the project in our hand.

In this Adult Education field, all the functionaries have been trained by giving them proper exposure in the suitable training centres.

The Project Officer had his training at the State Resource Centre, Madras in collaboration with the British Council and the Directorate of Non-Formal Education.

"Learn while you earn"

DETAILS OF TRAINING

	Duration of training	Nature of training	Agency and place of training
1.	6-2-78 to 8-2-78	Special Literacy Programme	Director of Non-Formal Education and State Resource Centre, Madras.
2.	9-2-78 to 10-2-78	Evaluation Technique	University of Madras.
3.	20-11-78 to 24-11-78	Workshop on material production.	State Resource Centre, Madras
4.	8-3-79 to 17-3-79	Workshop on production of Literature for Primers.	Director of Non-Formal Education, Madras and S.I.T, Trichy.
5.	7-6-79 to 10-6-79	Seminar on Adult Education	Director of Non-Formal Education, Madras at Salem.
6.	18-2-80 to 26-2-80	Workshop on Adult Literacy Production.	Directorate of Non-Formal Education British Council and State Resource Centre, Madras.
7.	23-4-80 to 25-4-80	Orientation Training Programme for Project Officers	Director of Non-Formal Education, Madras at Kodaikanal.

The Adult Education Supervisors were given an initial training for 12 pays from 4-7-79 to 15-7-79 along with the Adult Education Instructors at the Government Teachers' Training Institute for Women, Thanjavur for the Orathanad and the Thiruvonam Panchayat Unions.

For the Pattukkottai Panchayat Union, the Training was conducted at the Government Higher Secondary School for Boys, Pattukkottai on the same dates.

Various functionaries from the development Departments shared their experiences in the training programme.

Thiru D Gangappa, I.A.S., District Collector, Thanjavur inaugurated the Training Course along with the Chief Educational Officer, Thanjavur and the District Educational Officer, Thanjavur.

Thiru Durai Govindarajan, M.L.A., the Chief whip of the Legislative Assembly presided over the function.

The final day function was graced by the Honourable Vellaichamy, Parliamentary Secretary to the Education Minister on 15-7-79.

Main consideration was given to methodology, preparation of teaching aids, motivation techniques and the utilisation of local resources for the benefit of the mass. The participants were made to understand the main components, Adult Literacy, numeracy, awareness and functionality of Adult Education.

The Adult Education Supervisors were also trained in administrative matters for five days in November, 79 at Cuddalore in the Zonal Training programme where Pudukkottai, Trichy, Thanjavur and South Arcot Districts were put together.

An orientation training programme was also organised at State Level for all the Adult Education Supervisors of Tamil Nadu at Kodaikkanal for three days in April, 1980.

In-Service Training for Animators was also conducted by the Adult Education Supervisors in their Headquarters and a pocket allowance of Rs 6/- per head was paid to each Animator.

V. Materials and supplies :

The Adult Education Learners were supplied free of cost, the following materials.

1 Slate 2. Slate Pencil 3 Note-book & 4. Black-Lead pencil.

The centres were also provided with Hurricane lights at an average of 3 lights per centre.

Books like "MUDAL NOOL" and "INIYA VAZHVAI NOKKI" were supplied by the Directorate of Non-Formal Education, Madras.

The break-up figures are as follows.

S. No	Articles	Panchayat Unions			
		Orathanad	Thiruvonam	Pattukkottai	Total
1	Slate	4500	1800	2700	9000
2	Slate Pencil	7500	3000	4500	15000
3	Note-books	4500	1800	2700	9000
4	Pencils	4500	1800	2700	9000
5	Lanterns	400	156	244	800
6	Posters	4500	1800	2700	9000
7	Mudal Nool	750	300	450	1500
8	Iniya Vashvai Nokki	750	300	450	1500
9	Roll-up Black Boards	50	12	13	75

" Teach a women, to teach a family "

VI. Plan of implementation :

The project is headed by a Project Officer with the following staff.

1	Assistant	1
2.	Account Clerk	1
3.	Basic Servant	1
4.	Adult Education Supervisors	10
5.	Adult Education Instructors	300

Each Adult Education Supervisor will have 30 centres under his control. They form the vital link between the Adult Education Instructors and the Project Officer. The main function of the Adult Education Supervisors is co-ordination work with the Development Departments. They are responsible for the timely submission of returns and other statistical data to the higher authorities.

The Adult Education Instructors are paid from the Himalayas to Cape Camarin a monthly honorarium of Rs 50/- each for their service in the Adult Education Centres. Besides, they are also paid contingent expenditure to the tune of Rs 5/- p m and kerosene/Electricity charges to the extent of Rs 20/- p m

The amount is disbursed by Money Order to the Adult Education Instructors on the recommendation of the Adult Education Supervisors.

VII. Co-ordination Work :

This item of work forms the backbone of the scheme. By co-ordinating the various Development Departments, the learners are motivated to a larger degree and they become more involved in the scheme because there are more chances to satisfy their felt needs.

Particulars of Visits made by the Development Department Officials.**ORATHANAD PANCHAYAT UNION :**

1	Film-show Programme.	
	Field By Publicity Office Government of India	3-3-80 to 7-3-80
2	Music Programme	4-3-80 to 7-3-80
3	Vikadakavi Programme	4-3-80 to 7-3-80
4	"NALVAZVAI NOKKI" Drama By T. E. Mariappa & Party Thanjavur	4-3-80 to 7-3-80
5	Film-show programme By P.R O., Thanjavur	18-3-80 to 2-4-80
6	Basic Health Officer	13-12-79
7	Rural Welfare Officer	27-11-79 to 11-12-79
8	Deputy Agriculture Officer	25-10-79, 15-2-80, 19-2-80

9	Staff of State Bank of India ORATHANAD	22-2-80
10	Extension Officer for Co-operation	13-2-80
11	Health Inspector	13-1-80
12	Doctor (Primary Health Centre) Pappanad	12-2-80
13	Secretary, Co-operative Society	8-2-80
14	Line man	8-1-80
15	Vetnary Doctors	22-11-79, 20-2-80
15	Assistant Engineer in E. B	12-2-80, 4-9-79, 27-11-79
17	Paramedical Assistant	4-3-80, 24-3-80
18	Deputy Cane Supervisor	18-3-80, 21-3-80, 26-3-80
19	Film-show by VIJAY Fertilizer Company	20-2-80
20	Private Doctor (M. B., B. S.)	11-1-80

PATTUKKOTTAI PANCHAYAT UNION :

1	Health Assistant	13-2-80, 17-4-80, 19-3-80
2	Probation Officer	23-2-80
3	E O Agri	6-3-80, 31-3-80
4	Film-show	21-2-80, 16-6 80, 17-6-80
5	E. O. Social Welfare	21 2-80, 19-4-80
6	R. W. O.	15-4-80, 17-4 80, 22-2-80
7	Dr. Primary Health Centre	15 4-80
8	Vetnary Inspector	21 4 80
9	Grama Sevika	24-4-80

HIRUVONAM PANCHAYAT UNION :

1	Rural Welfare Officer	7-2 80
2	Sub-Post Master	4-2-80
3	Health Visitor	14 2-80
4	Grama Sevika	24-2-80

VIII Awareness & Functionality :

These are the most important components in the Adult Education Programme. The Adult Education Supervisor, Adult Education Instructor and the Project Officer along with the hearty Co-operation of the development department Officials put forth their might in bringing about the desired effect and achieved the followings in the last 10 months of the Programme.

"Each one Teach one."

DETAILS OF BENEFITS

S. No. (1)	Name of activity (2)	No of Centres benefited in			Total (6)
		Orathanad (3)	Pattukkottai (4)	Thiruvonam (5)	
1	Electrification of Centres	10	9	5	24
2	Electrification of Huts	70	16	13	99
3	Health Activity	9	6	2	17
4	Family Planning	—	3	—	3
5	Agriculture (Talk by Officials)	8	3	4	15
6	Filmshow	44	10	6	63
7	Drama	19	—	—	19
8	Loans :				
	1) Cow Loan	3 (60)	6 (36)	2 (15)	6
	2) Housing	2 (16)	—	—	2
	3) Tharpai	—	—	2 (10)	2
9	Savings Account	15 (100)	10 (10)	4 (10)	29
10	Laying of Roads	15	4	1	20
11	Shed erection	2	3	2	7
12	Celebration of Festivals	2	5	1	8
13	Food for work	100	75	50	225
14	Handicraft	—	5	1	6
15	Animal Husbandary	18	12	6	36
16	Excursion	5	3	—	8

(The figures given in brackets are the No. of Learners in those centres).

X. Evaluation :

Evaluation is the process through which we can assess the attainment of the learners in Literacy, Awareness and functionality. The animators themselves evaluated their centres thrice during the Course of 10 months period. In this way we can found the progress of the learners.

The evaluation Committee consisting of the District Adult Education Officer, Trichy and Project Officer, Trichy visited the centres to evaluate the three Panchayat Unions. They gave a good report about our centres.

After finishing 10 months a final evaluation of the scheme was taken up by giving three different sets of questions to the learners through animators. Evaluation was prepared on three different heads namely (1) Literacy (2) Numeracy and (3) Functionality and Awareness. The attainment of learners was assessed on three point scale. (1) Below Average (2) Average (3) Above average. A Check list was given to the learners and examined by the Animators.

The result is	Men	Women	Total
Total No. of Learners enrolled	7053	2612	9665
No. of learners attended :	3722	1951	5673
Below Average :	702	245	947
Average :	1654	798	2452
Above Average :	1366	908	2274

Total No. of Learners who attended the Class for 200 days and above 275.

The supervisors have collected reports from three different persons on running of centres, Learners and Animators. Most of the Villagers were satisfied with their centres, learners and Animators.

X. Finance :

The Pay and allowance of the Staff.

Pay	: 86,125-65
D. A.	: 1,277-70
O A.	: 3,540-45
T. E.	: 7,419-05

C4 OFFICE EXPENSES :

A sum of Rs 10335-43 has been incurred under this item. The office contingencies includes the purchase of furniture, petty expenses for the office, purchase of stamps and permitted stationery articles for the use in the office.

Furniture	: Rs.5,997-00
Stamps	: 574-00
Stationery	: 1,964-30
Petty expenses	: 1,800-13
Total	: <u>10,335-43</u>

19 MATERIALS AND SUPPLIES :

A sum of Rs. 40335-00 has been incurred under this item. This expenditure includes the cost of the Basic learning materials, such as Note Books, Slates, Slate Pencils and Pencils etc., supplied to the adults of the Rural Functional Literacy Project Centres, the cost of equipments such as Roll-up boards, Haricane lights supplied to the centres and the cost of Forms and Register supplied to the centres.

" Educate all Eradicate Evils "

	Rs.	P.
1 Cost of learning materials such as 9000 slates, 15000 slate pencils; 9000 Note Books and 900 Pencils	:	21,850-00
2 Cost of 800 Haricane lights	:	11,400-00
3 Cost of 75 Roll-up boards	:	2,175-00
4 Cost of Forms and Registers	:	4,910-00
Total	:	<u>40,335-00</u>

The teaching materials such as teaching guide, teaching charts for primer, supplementary learning charts, other teaching aid, teaching materials such as posters and reading books have been supplied by the Director State Resource centre, Non-formal Education, Madras-6 at free of cost.

HONORARIUM

Animators were given an honorarium of Rs 50/- p m. The total expenditure for the period from July 1979 to April 1980 is Rs. 137625-30. The expenditure under honorarium for May 1980 is to be disbursed. It has been delayed for want of recommendation rolls from the Supervisors

TRAINING

All the Animators were given training for 12 days during the month of July 1979. A sum of Rs. 28827-74 has been incurred for the Training. Details of expenditure are shown below:

	Rs	P.
1 Refreshments	:	2,871-45
2 Stationery & contingencies	:	2,857-69
3 Pocket expenses to Animators	:	21,180-00
4 To and fro charges to Animators	:	866-40
5 Pocket expenses to Resource person	:	1,020-00
6 To and fro charges to Resource person	:	32 20
Total	:	<u>28,827-74</u>

Inservice training courses were conducted for the Instructors for the month from January 1980 to March 1980 and May 1980. The Animators were given a pocket allowance of Rs 6/- per day. Details of expenditure:

Month	Date of Training	No. of Instructors attended	Amount of Pocket Allowance disbursed
January '80	19-1-80 & 20-1-80	272	Rs 1,632-00
February '80	17-2-80	252	Rs 1,512-00
March '80	16-3-80 & 17-3-80	259	Rs. 1,554-00
	Total		Rs <u>4,698-00</u>

The amount towards the payment of Pocket-allowance to 237 instructors for the one day inservice training course conducted for the month of May 1980 is Rs. 1602-00. This amount was incurred by the Director of Non-formal Education, Madras-6

OTHER ITEM

Amount incurred to meet the contingent expenses and the cost of kerosene charges for the month from July 1979 to February 1980 Rs 27868-92.

	Rs.	P.
1 Contingent charges at Rs 5% p. m. per Animators	7,818	17
2 Cost of kerosene charges	20,050	75
Total	<u>27,868</u>	<u>92</u>

For the month from March 1980 to May 1980 the expenditure under this item is to be disbursed. It has been delayed for want of recommendation rolls and vouchers from the Supervisors.

The following is the details of Expenditure incurred for the Project upto May 1980

DETAILS OF EXPENDITURE		Amount incurred	
		Rs	P.
1 SALARIES :			
i Pay	:	86,125	65
ii D A	:	1,277	70
iii O A	:	3,540	45
3 Travel Expenses	:	7,419	05
4 OFFICE EXPENSES :			
2 other contingencies	:	10,335	43
19 Materials and supplies	:	40,335	00
26 OTHER CHARGES :			
i Honorarium	:	1,37,625	30
ii Training	:	33,525	74
iii Other items	:	27,868	92
Total	:	<u>3,48,053</u>	<u>24</u>

An amount of Rs. 9000 is placed at the disposal of the Project Officer to meet the expenditure in connection with the special function and printing of certificates to the learners.

*“ Arrive at the Adult Education Centre
Drive away poverty and illiteracy ”*

XI - Post Literacy Programme :

POST LITERACY :

Post Literacy is a media through which the adult learners can develop their literacy awarness and functionality continuously. As the Adult learners were given the taste of Education and Awarness they want to improve themselves through the **Adult Education Programme**. So the poor and the down drodden people should not be deprived of this golden opportunity

Moreover we can have a comparative knowledge about the people who attended the **Adult Education centres** and those who refused to get enrolled in this centres. If we or the society finds some sort of improvement on the part of the learners then it could be continued for ever. So the post literacy programme is a ladder through which the people who are below the poverty line can attain good status in economy and culture.

There arises a question as to when and where the post literacy programme could be started. The post literacy programme could be started in the places where the adult education produced a good impact on the learners and on the society as a whole. The **Post Literacy Programme** should be aimed at the wholesome development of the learners. They must get thorough knowledge about their career and develop their skills in their respective fields. So the **Post Literacy Programme** may play an important role in the uplift of the people who are below the poverty line. So every village should have a post literacy centre

The **Post Literacy Programme** can fulfil the immagenative aspects of the learners who are always thinking about their future life, only when it is continued in that particular village. The Adult learners are left unnoticed as we have closed their **Adult Education Centres**. They often ask us whether they can continue their education or not. They are very deeply worried about their future as the closure of the centres became a strong blow on their future.

So the **Adult Education learners** may be given the fullest opportunity to improve their education and economy by providing them the post literacy programme. So the post literacy programme, God Blessed one should continue as there is illiteracy and poverty in our country.

XII. Suggestions :

1. PROPER SELECTION OF VILLAGE :

Before starting an **Adult Education Centre** in a village the village should be fully surveyed. In other words, the nature of work carried out by the people, number of persons interested in **Adult Education** and their felt needs are to be studied. If their needs and enthusiasm are upto the expectation then only we can start a **Adult Education Centre** there.

2. SELECTION OF INSTRUCTOR :

Instructor Selection is as important as the selection of place. Both are like two bullocks in a cart. The Instructor may be an unemployed or a School teacher. But the important factor is that an instructor should be interested to do something good for the betterment of his society in the village. Then only the centre can function smoothly.

3. LOCATION OF CENTRES :

The building in which we start the Adult Education Centre should have sufficient accommodation. The learners must feel that they can relax themselves in the place. It should be located in an easily reachable distance to the learners. If it is electrified it may attract much more learners to the centre. Ventilation and water facilities are also important.

4. CO-ORDINATION WORK :

One tenth or one hundred of their felt needs should be fulfilled during their participation in the centre. For this the Supervisors should play an important role in carrying out the Co-ordination work with the help of the Development Departments. So every Adult Education Centre should have at least one co-ordination work every month. Then only the learners will feel that the programme is for their betterment and they can get fulfilled their felt needs to some extent.

5. ROLE OF SUPERVISOR :

The role of Supervisor has no parallel in the Adult Education Programme. He should have full faith in this programme and know the fundamentals of the programme. Every Supervisor should be strictly instructed to participate in a social work or developmental work in each village in a month. Every Supervisor should be a guide to all the learners whom he thinks as their boys or participants.

6. AREA OF SUPERVISOR :

Each Supervisor has to look after 30 centres at present. The Supervisor and clerical work are rather heavy and it is now felt that the number of centres may be reduced to 20. So that the monthly returns and other records relating to the centres may be promptly submitted to the higher authorities. Further the Co-ordination work may also be done more effectively.

"God makes a man. But Adult Education makes him a betterman"

Introduction of some type of crafts in each centre :

At present many learners attend the centre just to acquire literacy and to sign their names. Immediately after this objective is satisfied the learners twinkle away and the attendance falls sharply day by day.

They do not acquire even the fundamental operations of numbers.

In order that their interest may not be lost upto ten months period, some type of crafts may be introduced in each centre. Raw materials may be supplied free of cost to the learners and the finished products may be disposed off to the learners themselves who attended the classes regularly at subsidiary rates. Local Experts and Artisans may be appointed as craft Instructors along with the regular Animator. In the S. F. D. A. Scheme training in motor-rewinding, Fitter, Motor Mechanic, etc., are given to S. S. L. C. Holders. These people may also be inducted to as Animators in the Adult Education Centres.

INSTRUCTIONAL PERIOD

At present the duration of the course is 10 months at one and half hours per day for 200 working days. It comes to 300 hours for the entire course. This can be modified as follows. Daily 2 hours for 150 working days will come to 300 hours. Thus the 10 months period can be reduced to 6 months period.

The monthly Honorarium of the Animator may be increased from Rs 50/- to 100/-. The additional expenditure may be met from the produce of the handicrafts at the centre.

PROJECT OFFICER

At present the Project Officer has to work from 10 A.M. to 10-30 P.M. daily. He has to attend the Office in the morning and go for visit and Co-ordination work in the afternoon. Since the work load increases, a special pay of Rs 150/- P.M. may be paid to each Rural Functional Literacy Project Officer, from the date of starting of the Project.

The diaries and visit reports have to be attended then and there before the end of the next calendar month. The present Office staff is not able to cope up with the situation. So it is earnestly requested to sanction one post of Junior Assistant-Cum-Typist in each Rural Functional Literacy Project and the Office Staff is not at all proportionate to 300 centres when compared with the 61 Projects under National Adult Education Programme.

CO-ORDINATION WORK

1. Every Extension Officer may be requested to visit, Adult Education Centre 5 in number for every month.

2. Some incentives may be given to those officers who are voluntarily participated in Rural Functional Literacy Project Programme.

3. Due weightage (just like Grama Sevak) may be given to the Supervisors by the Commissioners of Panchayat Union while discharging their duties.

4. The periodicals and publications of Tamil Nadu Government as well as by other Departments should be supplied to the Project Officer and the Supervisors in Rural Functional Literacy Project.

The present Project Officer of Rural Functional Literacy Project may be redesignated as District Project Officer since his jurisdiction extends to three Panchayat Unions. Further, after the introduction of Post Literacy Scheme, the area will be extended to six Panchayat Unions on 1980—81 and more Blocks in the coming years; Or the designation may be as Divisional Project Officer or Regional Project Officer.

To eradicate illiteracy completely Nursery Schools at the rate of atleast one per Revenue village should be opened with provision for free mid-day meals and books, simultaneously along with Adult Education Centre. These Nursery Schools may be under the control of present Project Officer.

ANNEXURE - I

Enrolment Particulars

S.No.	Name of the block/ District	No. of Men Centres	No. of Women Centres	No. of mixed Centres	Tamil	ENROLMENT OF LEARNERS												
						MEN				WOMEN				T				
						SC.	ST.	Ot.	Tot.	SC	ST.	Ot.	Tot.	SC	ST.	Ot.	Total.	
1	Orathanad	...	95	35	16	146	845	5	2790	3640	252		1229	1481	1097	5	4019	5121
2	Pattukkottai	...	55	23	12	90	589		1429	2017	207	2	699	908	795	2	2128	2925
3	Thiruvonam	...	47	6	4	57	611		1215	1826	81	1	141	223	682	1	1356	2049
Total		...	197	64	32	293	2044	5	5434	7483	540	3	2069	2612	2584	8	7503	10095

ANNEXURE - II

Districts - Blocks

S. No.	Name of the District	No. of Blocks	Name of the Blocks
1	Thanjavur	3	1. Orathanad 2. Pattukkottai 3. Thiruvonam

Supervisors by Age

S. No.	Names of Blocks/District	20—29	30—39	40 & above	Total
1	Orathanad	2	3	—	5
2	Pattukkottai	—	3	—	3
3	Thiruvonam	2	—	—	2
Total		4	6	—	10

ANNEXURE - IV

Supervisors by Qualification

Sl. No.	Names of Blocks/ District	Post graduate with B. T.	Graduate with B.T.	Post graduate without teaching Degree	Graduate without teaching Degree	Total
1	Orathanad	Nil	2	—	3	5
2	Pattukkottai	—	2	—	1	3
3	Thiruvonam	—	—	—	2	2
Total		—	4	—	6	10

4

ANNEXURE—V.

Supervisors by Community.

Sl. No.	Names of Blocks / District.	S. C.	S. T.	B. C.	Others.	Total.	
1	Orathanad	...	2	...	2	1	5
2	Pattukkottai	3	...	3
3	Thiruvonam	...	1	...	1	...	2
Total		...	3	...	6	1	10

ANNEXURE - VI

Animators by Age Group

S. No.	Name of Blocks/ District	15—24		25—29		29—34		35—44		45—54		55 & above		Total		Grand Total
		M.	W.	M.	W.	M.	W.	M.	W.	M.	W.	M.	W.	M.	W.	
1	Orathanad	12	21	13	2	30	5	43	5	11	1	2	1	111	35	146
2	Pattukkottai	2	6	8	4	11	6	33	6	11	2	1	—	66	24	90
3	Thiruvonam	3	1	11	2	23	2	10	—	4	1	—	—	51	6	57
Total		17	28	32	8	64	13	86	11	26	4	3	1	228	65	293

Animators by Community.

Sl. No.	Name of Blocks / District	S. C.	S. T.	B. C.	Others.	Total.
1	Orathanad ...	23	...	107	16	146
2	Pattukkottai ...	18	...	58	14	90
3	Thiruvonam ...	13	...	32	12	57
Total ...		54	...	197	42	293

ANNEXURE - VIII.

Centres by Facilities.

Sl. No.	Names of Blocks / District.	No. of Centres		No. of Centres		Total.
		Electrified	Non-electrified	Functioning	Not Functioning	
1	Orathanad ...	50	96	146	4	150
2	Pattukkottai ...	10	80	90	...	90
3	Thiruvonam ...	7	50	57	3	60
Total ...		67	226	293	7	300

ANNEXURE—IX.

6

Centres by Attendance.

Sl. No.	Name of Blocks / District.	Average attendance of the centres in percentage				Rating given by the Project Officer to the Centre.				
		Above 75	60—75	35—50	b. low 35	Total	Good	Fair	To improve	Total
1	Orathanad ...	6	94	34	12	146	100	34	12	146
2	Pattukkottai ...	3	54	29	4	90	57	29	4	90
3	Thiruvonam ...	5	27	24	1	57	32	24	1	57
	Total ...	14	175	87	17	293	189	87	17	293

ANNEXURE—X.

Dates of Release of Honorarium to Animators—1979-80.

Sl No.	Name of Blocks / District.	July, '79	Aug. '79	Sep '79	Oct. '79	Nov '79	Dec '79	Jan. '80	Feb '80	Mar. '80	April, '80	May. '80
1	Orathanad ...	3-1-79	3-10-79	27-10-79	3-12-79	4-1-80	19-2-80	12-3-80	11-4-80	7-5-80	10-6-80	9-8-80
2	Pattukkottai ...	do	do.	do	do.	do.	do.	do	do.	do.	do.	do.
3	Thiruvonam ...	do.	do.	do.	do.	do	do	do	do	do.	do.	do

Location of Centres

S. No.	Names of Blocks/ District	School buildings	Private houses	Pan. Union offices	Public buildings	Any other	Total
1	Orathanad	103	20	7	9	7	146
2	Pattukkottai	71	11	3	2	3	90
3	Tiruvonam	50	4	1	2	—	57
	Total	224	35	11	13	10	293

ANNEXURE - XII

Centres—Working hours

S. No.	Names of Blocks/ District	No. of centres run between												Total	Grand Total		
		6 AM-10 AM			10 AM-1 PM			1 PM-4 PM			4 PM-7 PM					7 PM & above	
		M	W	C	M	W	C	M	W	C	M	W	C	M	W	C	
1	Orathanad	—	NIL	—				23	6	10	72	29	6	95	35	16	146
2	Pattukkottai	—	NIL	—				33	13	5	22	10	7	55	23	12	90
3	Thiruvonam	—	NIL	—				25	3	1	22	3	3	47	6	4	57
	Total							81	22	16	116	42	16	197	64	32	293

M—Men W—Women C—Combined

ANNEXURE—XIII.

8

Centres Receiving visit by Development Departments.

Sl. No.	Names of Blocks / District	Agri.	Animal Husbandry	Co-op.	Health.	Industries.	Social Welfare.	Any other.	Not received any visit.	Total.
1	Orathanad ...	24	19	7	6	31	59	146
2	Pattukkottai ...	3	2	3	4	...	2	8	65	90
3	Thiruvonam ...	6	2	1	3	10	35	57
	Total ...	33	23	11	16	...	2	49	159	293

ANNEXURE-XIV

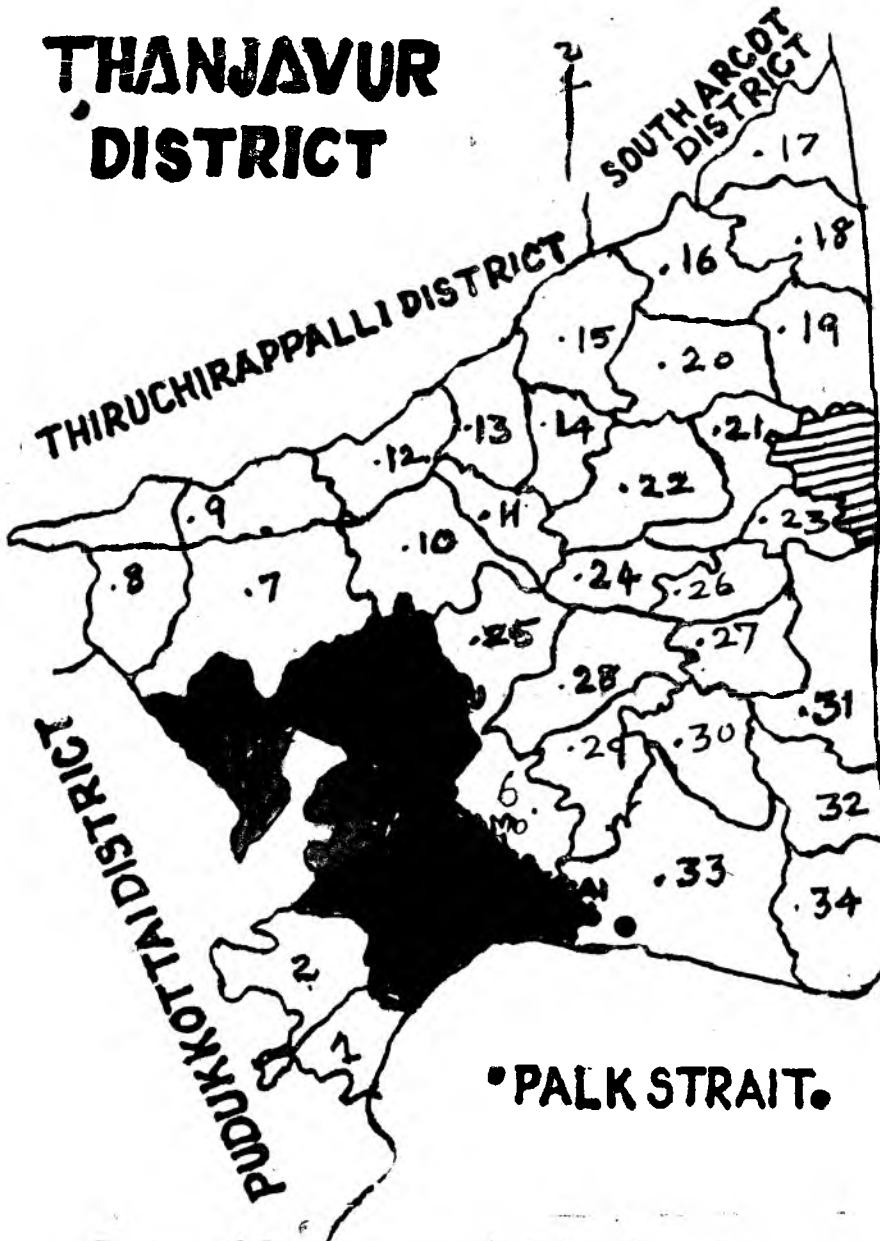
Functioning of Development Institutions in the Project Area.

S. No.	Names of Blocks / District	No. of centres where there are							Total
		Health Department Units	Animal Husbandry Units	Co-operative Units	Industrial Units	Social Welfare Units	Any other (Specify)	No other	
1	Orathanad	21	10	56	—	23	—	36	146
2	Pattukkottai	12	9	30	—	24	—	15	90
3	Thiruvonam	6	7	15	—	9	—	20	57
	Total	39	26	101	=	56	=	71	293

NAME OF PANCHAYAT UNIONS:

- 1 Sethupavachatram
- 2 Peravurani
- 3 Pattukkottai ● } Area covered
- 4 Thiruvonam ● } under R. F. L. P.
- 5 Orathanadu ● } in 1979—80.
- 6 Madukkur
- 7 Thanjavur
- 8 Budalur
- 9 Thiruvaiyaru
- 10 Ammapettai
- 11 Valangaiman
- 12 Papanasam
- 13 Kumbakonam
- 14 Thiruvudaimaruthur
- 15 Thiruppanandal
- 16 Mayuram
- 17 Kollidam
- 18 Sirkali
- 19 Sembanarkovil
- 20 Kuttalam
- 21 Nannilam
- 22 Kudavasal
- 23 Thirumarugal
- 24 Koratacheri
- 25 Needamangalam
- 26 Thiruvarur
- 27 Keelvelur
- 28 Mannargudi
- 29 Kottur
- 30 Thiruthuraiipoondi
- 31 Nagappattinam
- 32 Thalaignayar
- 33 Muthupettai
- 34 Vedaraniyam

THANJAVUR DISTRICT



BAY OF BENGAL

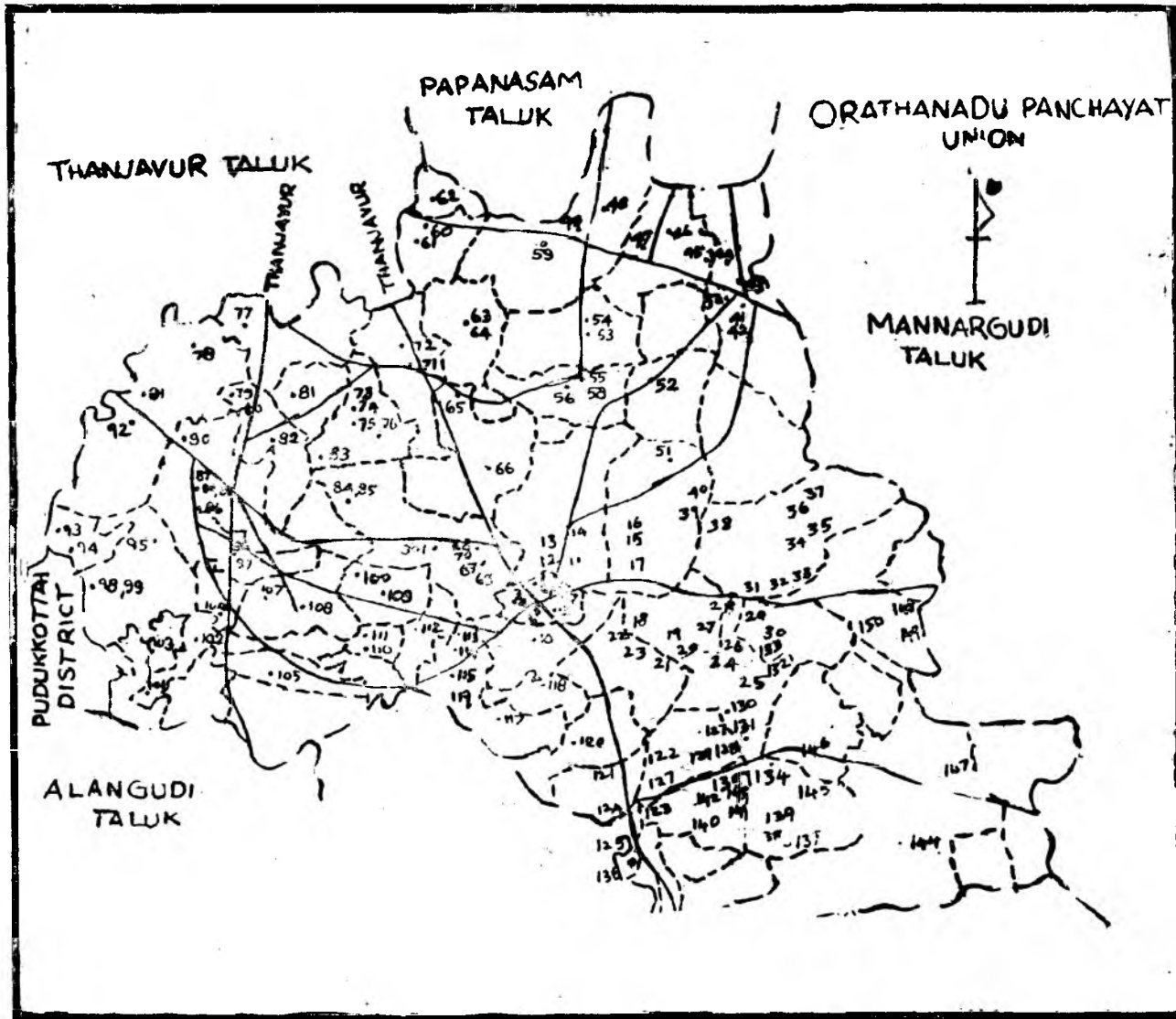
• PALK STRAIT.

2. 1. Orathanad Panchayat Union

1	Orathanad Ward II	38	Okkanadu
2	Orathanad Ward II (W. C.)	39	Okkanadu (W C)
3	Orathanad Main Street	40	Kulamangalam (W C,
4	Orathanad Main Street (W. C.)	41	Neivasal
5	Orathanad Ward 13	42	Neivasal (W C)
6	Orathanad Ward 13 (W C)	43	Arasapattu
7	Orathanad Komutti Theru	44	Vadukkunatham
8	Orathanad Uluppaikara St .	45	Nardevankudikadu
9	Orathanad Thuropa'haiamman Kovil Street	46	Panaiyakottai
10	Pudur	47	Moorthiambalpuram
11	Pullaiyarkovil	48	Sinnapulikulidikadu
12	Kannanthankudi (W. C)	49	Sadayarkoil
13	Kannanthankudi	50	Kaikatti
14	Kannanthankudi	51	Vadakkunatham
15	Kannanthankudi	52	Thalayamangalam
16	Kannanthankudi	53	Ponnapur East
17	Kannanthankudi (W. C.)	54	Melaikottai
18	Kannanthankudi	55	Ponnapur West
19	Pottalangudikadu	56	Ponnapur West
20	Kakkarai (W C)	57	Ponnapur West (Centre was closed on 1-9-79)
21	Poovathur	58	Ponnapur West (W C)
22	Poovathur (W C)	59	Duraiyundarkottai
23	Palambuthur	60	Vandaiyarirruppu
24	Kudikadu	61	Vandaiyarirruppu
25	Thirumangalakottai (West)	62	Karaimentarkottai
26	Thirumangalakottai (East)	63	Keela Ulur
27	Thirumangalakottai (East) (W C)	64	Keela Ulur (W C)
28	Arumulai	65	Paruthiapparkoil
29	Okkanadu East	66	Thumbathikottai
30	Keelavannipattu	67	Thennamanadu
31	Keelavannipet	68	Thennamanadu
32	Okkanadu East	69	Thennamanadu (W C)
33	Okkanadu East	70	Thennamanadu (W C)
34	Kavarappattu	71	Mela Ulur
35	Kavarappattu	72	Mela Ulur (Closed on (1-11-79)
36	Karavazhikadu	73	Azhiavaikkal (Centre closed on 1-2-80)
37	Samayankudikadu		

74	Azhiavaikkal	113	Neduvakkottai
75	Azhiavaikkal	114	Naduvakkottai (W C)
76	Azhiavaikkal	115	Naduvakkottai
77	K. Nellupattu	116	Kovilur (Centre closed on 1-11-79)
78	K Kovilur	117	Valathantheru
79	K. Thekkur	118	Thelungankudikadu
80	K Thekkur	119	Kovilur (W C)
81	Panchanathikottai	120	Orantharayankudikadu
82	Karukkakottai	121	Pulavankadu
83	A. Natham	122	Peikarumbankottai
84	Sethurayankudikadu	123	Pappanad
85	Sethurayankudikadu	124	Pappanad (W C)
86	Veeramundarkudikadu	125	Pappanad
87	Eachankottai	126	Periyakumulai (W C)
88	Eachankottai (W C)	127	Vellur
89	Eachankottai	128	Vellur
90	Nattarakkottai	129	Vellur (W C)
91	Nadur	130	Thondarampattu West
92	K Pudupatti	131	Thondarampattu (W C)
93	Samipatti	132	Thirumangalakottai
94	Karamaniyur	133	Thirumangalakottai (W C)
95	Palangondarkudikadu	134	Thondarampattu
96	Vadakkur	135	Kothayakadu
97	Vadakkur (W C)	136	Parangivettikadu
98	Poyyundarkottai	137	Kudikadu
99	Poyyundarkottai	138	Kudikadu (W C)
100	Ayyankudi	139	Keelakottai
101	Ayyampatti	140	Iluppaihoppu
102	Adanakottai	141	Ambalapattu North (W C)
103	Pachur	142	Ambalapattu North
104	Kottaitheru (W C)	143	Ambalapattu North (W C)
105	Thekkur	144	Mullur Pattikkadu
106	Thekkur (W C)	145	Kannukudi West
	Centre closed on 1-9-79	146	Kannukudi West
107	Choiapuram	147	Kannukudi East
108	Cholapuram	148	Vadaseri No. I
109	Vadakkikottai (W C)	149	Vadaseri No. I
110	Kakkarakottai (W C)	150	Vadaseri No. I (W C)
111	Kakkarakottai		
112	Mandalakkottai		

N. B : W. C. = Women Centre



PATTUKKOTTAI PANCHAYAT UNION

151 Ponnavarayankottai (W.C)	196 Pudukkottai Ullur
152 Ponnavarayankottai	197 Malavanirkadu
153 Anaikkadu	198 Maliyakkadu
154 Anaikkadu (W.C)	199 Sendakkottai
155 Kallikadu	200 Pallikondan
156 Thuvarankuruchi	201 Chettiyakkadu
157 Thuvarankuruchi West (W.C)	202 Mudalcheri
158 Thuvarankuruchi East (W.C)	203 Kottakudi (W.C)
159 Thamarankottai West	204 Pannavayal
160 Thamarankottai East	205 Pallasethivayal
161 Parakkalakottai	206 Koothadivayal
162 Krishnapuram	207 Karkavayal
163 Oathiadikadu	208 Naduvikkottai (W.C)
164 Sundaram Colony (W.C)	209 Naduvikkottai
165 Thambikkottai	210 Soorankollai
166 T. Melakkadu	211 Pillanguli
167 Maravakkadu	212 Kazhugapulikadu (W.C)
168 Karisakkadu	213 Kazhugapulikadu
169 Kurungulam	214 Vettikadu
170 Narasingapuram	215 Vettikadu (W.C)
171 Manjavayal	216 Santhankadu
172 Manjavayal (W.C)	217 Palamuthi
173 Sengapaduthankadu	218 Aladikkumulai
174 Peikkikkadu	219 Veerakuruchi (W.C)
175 Sundaranayakipuram	220 Naravalikollai
176 Adirampattinam	221 Enathi
177 Adirampattinam (W.C)	222 Veppankadu
178 Adirampattinam	223 Nambivayal (W.C)
179 Adirampattinam (W.C)	224 Nambivayal
180 Adirampattinam	225 Veerakuruchi
181 Adirampattinam	226 Ettupulikadu
182 Adirampattinam	227 Karambayam
183 Adirampattinam (W.C)	228 Soorapallam
184 Adirampattinam	229 Soorapallam (W.C)
185 Adirampattinam (W.C)	230 Sendankadu
186 Keelathottam	231 Sendankadu (W.C)
187 Koodalivayal (Closed on 31-7-79)	232 Thittagudi
188 Rajamadam	233 Sembaloor East
189 Rajamadam (W.C)	234 Sembaloor West
190 Makizhankottai	235 Authikkottai West
191 Mahizhankottai	236 Authikkottai East (W.C)
192 Naduvikkadu	237 Nattuchalai
193 Palanjur East	238 Nattuchalai (W.C)
194 Palanjur West	239 Vendakkottai
195 Pudukkottai Ullur West	240 Vendakkottai South

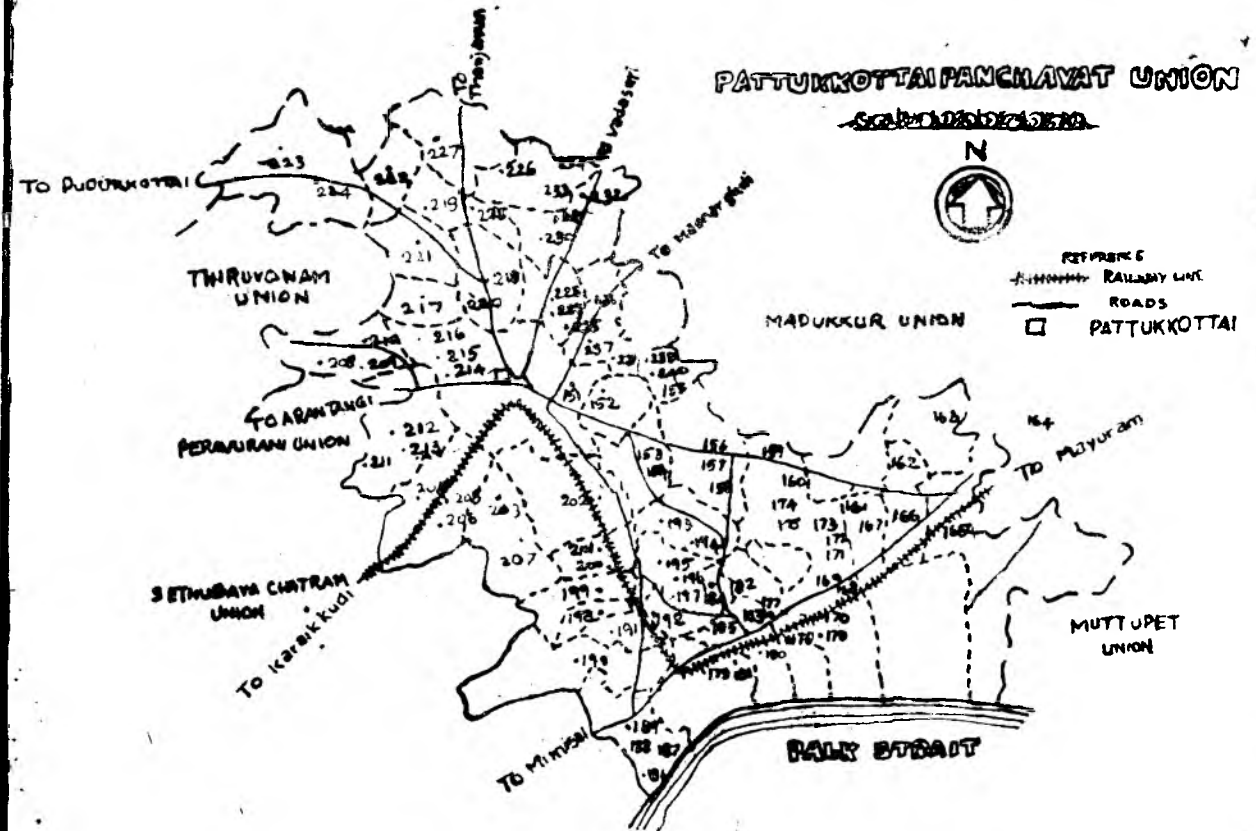
N. B: W.C. = Women Centre.

PATTUKKOTTAI PANCHAYAT UNION

~~SCALE 1:50,000~~



REFERENCE
RAILWAY LINE
ROADS
PATTUKKOTTAI



THIRUVONAM PANCHAYAT UNION :

241	Thiruvonam (W C)	274	Nemmeli Thippiakudi
242	Thiruvonam	275	Nemmeli Thippiakudi
243	Rajaviduthi	276	Solagankudikadu
244	Thoppuviduthi (closed on 12-2-80)	277	Medayakollai
245	Vettikadu	278	Adambai South
246	Sillathur North	279	Adambai North
247	Sillathur South	280	Vallambakollai
248	Akkaraivattam	281	Padirankottai (W C)
249	Kandianachi	282	Puduviduthi
250	Kariaviduthi	283	Chatrapatti-Puthuviduthi
251	Chinnamankudi	284	Kollukkadu
252	Pinnaiyur	285	Vettuvakottai
253	Satharkadu	286	Ananthagopalapuram
254	Thirunellur	287	Ananthagopalapuram
255	Sankaranatharkudikadu	288	Padirankottai
256	Poyyundarkudikadu	289	Kayavoor
257	Thaligaividuthi North	290	Venkarajittaujady
258	Thaligaividuthi South (Closed)	291	Venkarai
259	Unjaviduthi	292	Venkarai (W.C)
260	Uranipuram	293	Edaiyankadu
261	Uranipuram	294	Senniaviduthi
262	Mela Uranipuram	295	Senniaviduthi (W.C.)
263	Sivaviduthi	296	Neiveli North
264	Sivaviduthi	297	Kilamangalam
265	Pathupulividuthi	298	Neiveli
266	Vettuvakottai	299	Neiveli South (Centre Closed on 12-11-79)
267	Vettuvakottai	300	Thennamanad (Centre is functioning from 1-9-79)
268	Panikondanviduthi	301	Therkkukottai
269	Kaduvettividuthi	302	Authikkottai (W.C) (Centre is functioning from 12-11-79)
270	Kaduvettividuthi (W C)		
271	Vadakkikottai		
272	Solagankarai		
273	Thippiakudi		

N. B :- W. C. = Women Centre

Valedictory Function.
Government Teacher Training Institute for Women, Thanjavur.



Arrival and reception of Thiru. A. VELLAICHAMY, Parliamentary Secretary
to the Education Minister, Tamilnadu.



Visiting the Exhibition.



Tea party

Prayer:





Welcome address by Thiru. R. KATHIRESAN, Deputy Inspector of Schools.



Presidential address by Thiru. T. S. RAMACHANDRAN, P. A. to the Collector.



**Reading of the report by Thiru. V. DURAIRAJAN, B.Sc., B.T.,
Project Officer, R. F. L. P. Thanjavur.**



Address by Thiru. R. VENUGOPALAN D. E. O. , Thanjavur.



Garlanding the Honourable Minister.



Valedictory address by the Honourable Minister.



Animators of the R. F. L P

ஊரகச் செயல்முறை எழுத்தறிவுத் திட்டம்.

தஞ்சாவூர்.

மதிப்பீட்டுத்தாள் 1979-80

- குறிப்பு :- 1) ஊக்குனர்களே, தங்களது மையங்களுக்கு கீழ்க்கண்ட (ஒவ்வொரு) வினாக்களின் குறிப்புகளை கற்போர்களுக்கு விளக்க வேண்டும்.
- 2) முதல் நிலை, இரண்டாம் நிலை ஆகியவற்றில் உள்ள வினாக்களுக்கு உரிய விடைகளை அதே வினாத்தாளிலேயே எழுதி வாங்க வேண்டும். மூன்றாம் நிலைக்கு மட்டும் விடைத்தாட்கள் வழங்குக.
- 3) கற்பவர் பெயர் :-
- 4) மையத்தின் எண் :-
- 5) மையத்தின் பெயர் :-

முதல்நிலை—எழுத்தறிவு மதிப்பீடு.

1 கீழே அடைப்புகளில் கொடுக்கப்பட்ட எழுத்துகளில் பொருத்தமான எழுத்துக்களை எடுத்து கோடிட்ட இடங்களில் நிரப்புக

- 1) வ — ல் (த, ய, க) 5) சோள — (ர், ம், ய்) 9) சித் — ரம் (நி, தி, கி)
2) அ — சி (கி, வி, ரி) 6) த — ணீர் (ண், ட், ப்) 10) பல் — (வி, ழி, னி)
3) த — கம் ச், ங், ல் 7) நெ — ப்பு (கு, ரு, து)
4) மா — (ரு, கு, டு) 8) — ய் (நா, நி, நே)

2 கீழே கொடுக்கப்பட்டுள்ள எழுத்துக்களை வரிசைப்படுத்தி சரியான வார்த்தைகளை எழுதுக:-

- 1) வில் கோ 5) னி சி மா 9) ன் மில் ன
2) ல் நெ 6) ரும் இ பு 10) ரி கு ன் ய
3) ஞ் ஓ சா தர் 7) டம் ம
4) மை ம 8) ட க ம்

3 கீழே கொடுக்கப்பட்டுள்ள எழுத்துக்களை முதன்மையாக வைத்து ஐந்து வார்த்தைகள் எழுதவும் :-

(உதாரணம்:- மா = மாடு, மாது, மான்)

ச, த முதன்மையாக கொண்டு ஐந்து வார்த்தைகள் எழுதவும்.

- 5) அதனுல்தண்ணீரை குடிக்க முடியவில்லை.
- 6) ஒரு யாகத்திற்கு தண்ணீர் தாகமாக இருந்தது.
- 7) வெளியே கிடந்த சிறுசிறு கூழாங்கற்களை பொருக்கி பாளைக்குள் போட்டது.
- 8) தாகம் போசனை செய்தது.
- 9) தண்ணீர் பாளைக்கு மேலே வந்தது.

3 உந்து விலாசத்தையும், உறவினர் ஒருவரின் பெயரையும் எழுது:-

இரண்டாம்நிலை - எண்ணறிவு மதிப்பீடு.

- 1 தங்கம் துணி்கடையில் 30 ரூபாய்க்கு புடவையும், 20 ரூபாய்க்கு வேட்டியும், 12 ரூபாய்க்கு துணிவாங்கினால் அவள் கடைகாரருக்கு எவ்வளவு ரூபாய் கொடுக்க வேண்டும்?
- 2 ஒரு பைசையில் 56 மாடுகள் உள்ளன. அதில் எருமைமாடுகள் 24, பசுமாடுகள் 18, மீதமுள்ளவை கன்றுக்குட்டிகள் என்றால் கன்றுக்குட்டிகள் எத்தனை?
- 3 1 கிலோ அரிசி 2 ரூபாய் 18 கிலோ அரிசியின் விலை என்ன?
- 4 10 ரூபாயின் விலை ரூ 2-50 பை ஒரு பென்சிலின் விலை என்ன?
- 5 என்விரும் ரூ 64 இருந்தது அத்தொகையை 8 பேருக்கு சமமாக பங்கீட்டுக் கொடுத்தால் ஒவ்வொருவருக்கும் கிடைக்கும் தொகை எவ்வளவு?

மூன்றாம்நிலை - எழுத்தறிவு மதிப்பீடு.

- 1 கீழே கொடுக்கப்பட்டுள்ள பகுதியைப் பார்த்து நிறுத்தி எழுது
அழகன் கூட்டுறவுச் சங்கத்தில் உறுப்பினன் ஆனான் உரிய பங்குத் தொகையைக் காட்டினான். எளிய வசதியான வீடு கிடைத்தது. வருவாயில் ஒரு பகுதியை மறவாது வங்கியில் செலுத்தினான் குறைந்த வட்டியில் கடனைக் காட்டினான். இருபது ஆண்டுகளில் வீடு அவனுக்கு உரிமை ஆனது அழகன் மகிழ்ச்சி அடைந்தான் சமுதாயம் அவனை மதிக்கத் தொடங்கியது.
- 2 உங்கள் ஊர் திருவிழாவைப்பற்றி ஐந்து அல்லது ஆறு வாக்கியங்கள் எழுது.
- 3 ஊராட்சி ஒன்றிய ஆணையருக்கு, கிராமத்தில் தண்ணீர் தொட்டி கட்டுவதற்கு கடிதம் எழுது.

முன்றும்நிலை - எண்ணறிவு மதிப்பீடு

- 1 பட்டுக்கோட்டையிலிருந்து தஞ்சாவூருக்கு செல்லும் பஸ் காலை 11:10 மணிக்கு புறம் 12 மணிக்கு போய்ச் சேருகிறது என்றால் பட்டுக்கோட்டையில் ஓடி இருந்து தஞ்சாவூர் செல்ல எத்தனை மணிநேரம் பஸ்ஸில் பிரயாணம் செய்ய வேண்டும்? ??
- 2 ராமன் 1 டசன் ஆரஞ்சு 5½ ரூபாய் எனவும், 1 கிலோ திராட்சைகைச் 18½ ரூபாய் என கொண்டு 4 டசன் ஆரஞ்சு பழங்களும், 5 கிலோ திராட்சையுமும் ம் (வாங்கினான் என அவனுக்குச் செலவான தொகை எவ்வளவு?
- 3 அழகன் கட்டவேண்டிய தொகை ரூ. 2000-00 ஆண்டு ரூ. 100-00 0.2 வீதம் அவன் எத்தனை ஆண்டுகளில் கட்டி முடிப்பான்?
- 4 ரூபாய் 500க்கு 6% வட்டிவீதம் 2 வருடங்களில் கிடைக்கும் மொத்தத் தொகை எவ்வளவு?

விழிப்புணர்ச்சி செயல்திறன் மதிப்பீடு.

- 1 முதியோர் கல்வியின் மூலம் நீங்கள் அடைந்த நன்மை என்ன?
- 2 கூட்டுறவுத்துறையினால் உங்களுக்கு கிடைத்த நன்மைகள் என்ன??
- 3 தேர்தலில் ஓட்டுப்போட வயதுவரம்பு என்ன?
- 4 நம் நாட்டின் குடியரசுத் தலைவரின் பெயர் என்ன?
- 5 பாரதப் பிரதமரின் பெயர் என்ன?
- 6 உங்கள் கிராமத்திற்கு மின்விளக்கு, குடிதண்ணீர் வசதி தேவைப்பட்டால் யாரை அழைக்க வேண்டும்? கடிதம் எழுதத் தெரியுமா?
- 7 இந்தியாவின் தலைநகர் எது?
- 8 நாம் எப்பொழுது சுதந்திரம் பெற்றோம்?
- 9 உங்களுக்கு அரசியல் ஈடுபாடு உண்டா?
- 10 தமிழ்நாட்டின் கவர்னர் பெயர் என்ன?

NIEPA DC



D00781

Sub. National Systems Unit,
National Institute of Educational
Planning and Administration
17-B, SriAurbindo Marg, New Delhi-110016
DOC. No.....
Date..... 21/5/83