

**Rashtriya Madhymik Shiksha
Abhiyan Society
U.T., Chandigarh**

**Agenda for 2nd Meeting of
Executive Committee Scheduled to
be held on 25.07.2012**

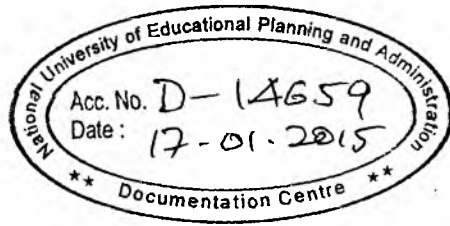
AT

**Conference Hall, U.T.,
Secretariat, Ground Floor, Sector-
9, Chandigarh**

NUEPA DC



D14659



Agenda for the Executive Committee meeting of Rashtriya Madhyamik Shiksha Abhiyan Mission / Society Scheduled to be held on 25.07.2012.

Contents

Agenda Item No.	Description	Flag	Page No.
1	Minutes of the 1 st Executive Committee of RMSA held on 07-02-2011	A	1-5
2	Action Taken Report	B	1-5
3	Budget - Rashtriya Madhyamik Shiksha Abhiyan, U.T., Chandigarh.	C	1-2
4	Annual Report of Rashtriya Madhyamik Shiksha Abhiyan, U.T., Chandigarh, Chandigarh.	D	1-3
5	Annual Work Plan in Budget-RMSA	E	1-93
6	Management Structure of Rashtriya Madhyamik Shiksha Abhiyan, U.T., Chandigarh.	F	1-13
7	In-Service Training Programmes	G	1-2
8	Civil Works	H	1-4

Agenda Item No.1

Subject: Minutes of the 1st Executive Committee of RMSA held on 07-02-2011

The minutes of the 1st meeting of Executive Committee of Rashtriya Madhyamik Shiksha Abhiyan Mission / Society held on 07-02-2011 were circulated vide memo No. PD/SSA/EA1/2011/3106-26 dated 15-02-2011 (copy enclosed as per annexure-I) to the members who attended the said meeting. Since no comments have been received from any member of the committee, the same is stand approved.

ANNEXURE - I

STATE PROJECT DIRECTOR-CUM-DPI(S)

Sarva Shiksha Abhiyan Society/Mission, U.T., Chandigarh -
Additional Deluxe Building, Sector-9D, Chandigarh Phone: 0172-5067072-80
Fax: 0172-5067073,75 E-mail: ssautchd@yahoo.co.in

To


1.	The Deputy Commissioner, Chandigarh Administration.	Member
2.	The Special Secretary-Finance, Chandigarh Administration.	Member
3.	The Director Public Instruction (C) Chandigarh Administration.	Member
4.	The Director Public Instruction (S) - cum-Project Director RMSA, UT, Chandigarh.	Secretary
5.	The Legal Remembrancer, Chandigarh Administration.	Member
6.	The Director, Social Welfare, Chandigarh Administration.	Member
7.	The Director, State Institute of Education, Chandigarh Administration.	Member
8.	The District Education Officer, Chandigarh Administration.	Member
9.	The Assistant Director Vocational Education, O/O the DPI(S), Chandigarh Administration.	Member
10.	The Block Development and Panchayat Officer, Chandigarh.	Member
11.	The Finance and Planning Officer, Finance Department, Chandigarh.	Member
12.	The Assistant Controller (F&A), Education Department, Chandigarh.	Member
13.	The Assistant Controller (F&A), SSA, UT, Chandigarh.	Member
14.	The Project Director or nominee, RMSA, Punjab.	Member
15.	The Project Director or Nominee, RMSA, Haryana.	Member
16.	The Project Coordinator, RMSA Society, UT, Chandigarh.	Member

Memo No. PD/SSA/EA1/2011/2106-26
Dated Chandigarh, the 16.2.2011

Subject: Minutes of the 1st Meeting of the Executive Committee for Rashtriya Madhyamik Shiksha Abhiyan.

Please refer to this office letter no. PD/SSA/EA1/2011/2524 dated 31.01.2011 on the subject noted above.

Please find enclosed a copy of Minutes of the 1st meeting of the Executive Committee for Rashtriya Madhyamik Shiksha Abhiyan Society held on 07.02.2011 in the conference hall of UT, Secretariate, UT, Chandigarh for information and necessary action.


Project Coordinator, 15/2
Sarva Shiksha Abhiyan Society
Chandigarh

MINUTES OF THE FIRST MEETING OF THE EXECUTIVE COMMITTEE OF RASHTRIYA MADHYAMIK SHIKSHA ABHIYAN SOCIETY HELD ON 7.2.2011 IN THE CONFERENCE HALL, U.T. SECRETARIAT, SECTOR-9, CHANDIGARH.

.....

A meeting of the Executive Committee of the Rashtriya Madhyamik Shiksha Abhiyan Society was held under the chairmanship of Shri V.K. Singh, IAS, Education Secretary on 7.2.2011 at 3.00 p.m. in the Conference Hall, U.T. Secretariat, Sector-9, Chandigarh and the following were present:-

- | | | |
|-----|--|--------|
| 1. | Sh. Ajoy Sharma, IAS, Special Secretary-Finance, Director Public Instruction (C), Director Public Instructions (S)-cum Project Director RMSA, U.T., Chandigarh | Member |
| 2. | Sh. Sant Prakash, LR-cum Director of Prosecution U.T., Chandigarh. | Member |
| 3. | Smt Varsha Khangwar, HCS, Director Social Welfare U.T. Chandigarh. | Member |
| 4. | Sh. Surender S Dahiya, Director State Institute of Education, U.T., Chandigarh. | Member |
| 5. | Sh. Chanchal Singh, District Education Officer, U.T, Chandigarh. | Member |
| 6. | Smt Saroj Mittel, The Assistant Director Vocational Education, O/o the DPI(S), U.T., Chandigarh. | Member |
| 7. | Sh. S.L. Nautiyal, The Block Development and Panchayat Officer, Financial Department, U.T., Chandigarh. | Member |
| 8. | Sh. Bhupinder Jatana, The Assistant Controller(F&A), Education Department, U.T., Chandigarh. | Member |
| 9. | Sh. Roshan Lal, The Assistant Controller(F&A), SSA Society, U.T., Chandigarh. | Member |
| 10. | Sh. Ram Kumar Sharma, The Project Coordinator, SSA Society, U.T, Chandigarh. | Member |

The brief description of the implementation of Rashtriya Madhyamik Shiksha Abhiyan, recently introduced by the Govt. of India, MHRD was explained by the DPI (S)-cum-Project Director RMSA, U.T., Chandigarh. It was further informed that the society, as per guidelines of the Govt. of India, has already been constituted. The goal and objectives of the RMSA were explained.

The following decisions were taken in consideration of the agenda items:-

1. Agenda item No. 1 relating to adoption of constitution of RMSA Mission / Society and Resolution was approved.
2. Agenda item No. 2 relating to the Budget as approved by the Project Approval Board, Ministry of HRD, Govt. of India, was accepted.
3. So far as agenda item No. 3 relating to creation of Management Structure at State Project Director, RMSA level was considered. It was decided to constitute a committee headed by the Director of Public Instruction (S) and District Education Officer, Registrar Education (College), Finance and Planning Officer as other members to recommend the management structure and minimum qualifications required for various post. This Sub- Committee will submit its report within 10 days time to Education Secretary.
4. Agenda item No. 4 relating to Civil Works was accepted.
5. Agenda item No. 5 relating to adoption of Financial Rules was approved.
6. Agenda item No. 6 relating to schools to be covered under RMSA and creation of Cluster Heads was approved.
7. Agenda item No. 7 relating to creation of posts of teachers was deferred. It was desired by the Chair that school wise data with regard to students and teacher needs to be studied first. The Director of public Instructions (S) was asked to collect and analyse the data and put up to Education Secretary within 10 days. It was further decided to develop the MIS for all the Government Schools on priority basis.
8. Agenda item No. 8 relating to Annual Grants was approved.

9. Agenda item No. 9 relating to In-Service Training for existing teachers was approved. It was further stressed that a proper training policy needs to be framed to reap the benefits of RMSA.

Meeting ended with vote of thank to the Chair.

Agenda Item No.2

Subject: Action Taken Report.

Action Taken Report on the minutes of the 1st meeting of the Executive Committee held on 07.02.2011.

The minutes of the 1st meeting of the Executive committee of Rashtriya Madhyamik Shiksha Abhiyan held on 07.02.2011 were circulated vide memo no. PD/SSA/EA1/2011/3106-21 dated 16.02.2011 to the members who attended the said meeting. Since no comments have been received from any member of the committee, the same stand approved. Action taken report is given below:

Action Taken Report

<u>Agenda No.</u>	<u>Details of Agenda</u>	<u>Action Taken</u>
1	Adoption of constitution of RMSA Mission/Society and Resolution	It is for the information of Executive Committee.
2	Budget Approved by the Project Approval Board, Ministry of Human Resource Development, Govt. of India.	It is for the information of Executive Committee.
3	Creation of Management Structure at State project Director, RMSA level	Committee has submitted the report is annexed herewith at annexure-I of Agenda item No. 3
4	Civil Works	A sum of Rs. 61.20 lacs could only be released towards upgradation of GMS-Indira Colony for rest of the work. Chief Engineer & Chief Architect U.T., Chandigarh has been requested to issue draft rough cost of estimation of Civil works.

5	Adoption of Financial Rules	Implemented
6	Detail of schools to be covered under RMSA and creation of Cluster Heads	Implemented
7	Creation of Posts of Teachers	After assessing the school data the requirement of school teacher of TGTs under RMSA is no more exist now.
8	Annual grants	Maintenance grant @ Rs. 25000/- per month and school grant @ 50000/- was released to schools for its utilization.
9	In service Training for existing teachers	No training was conducted due to insufficient funds.

Annexure - 1

Sr. No.	Name of Post	No. of Post	Qualification	Mode of Appointment	Remarks	Justification
1	State Project Director-RMSA	1	DPI(S) will be designated as SPD-RMSA	-----	---	
2	Dr. State Project Director RMSA <i>Co-ordinator</i>	1	From amongst the Principal from Education Deptt. U.T. On deputation having minimum of 8 Years experience at Senior Secondary Level.	On deputation		
3	Administrative Officer	1	On deputation from amongst supdt. Grade I of U.T., Chandigarh or equivalent post having at least 3years service as Supdt.	-	-	
4	Superintendent Grade II	1	(a) Retired Superintendent of U.T. Chandigarh having 5 years experience of working as Superintendent OR/10 Years experience as Sr Asst in a Govt. Department and proficiency in operation of computer.	On contract basis.	Emolument will be paid as applicable to the contractual employees of Chandigarh Administration fixed by the Personal Department, UT, and Chandigarh as amended from time to time.	The MHRD has created a new mission namely RMSA for improvement in the Secondary Education with effect from the year 2010-2011. The work of RMSA presently is being dealt by the existing staff of SSA To establish the new office one Superintendent Grade -II is required
5	Sr Assistant	4	Retired Sr. Asstt. from U.T., Chandigarh with at least 05 years experience as such in a Govt. department and proficiency in operation of computer	On contract basis.	Emolument will be paid as applicable to the contractual employees of Chandigarh Administration fixed by the Personal Department, U.T., Chandigarh as amended from time to time.	The MHRD has created a new mission namely RMSA for improvement in the Secondary Education with effect from the year 2010-2011. The work of RMSA presently is being dealt by the existing staff of SSA To establish the new office four Sr Assistant are required

6.	Programme Officers (i) Quality (ii) Equity/Access (iii) Planning/ Monitoring & Research (iv) Community Mobilization	4	Lecturers with good academic records on deputation from Education Dept failing which on contract basis.	On deputation/on contract basis	Emolument will be paid as applicable to the contractual employees of Chandigarh Administration fixed by the Personal Department, UT, Chandigarh as amended from time to time.	In order to improve the secondary education. One Quality and Equity Planning/Monitoring & Community Mobilization shown in column two is req
7.	Section Officer	1	On deputation from Finance Deptt. (Qualified SAS)	On deputation		He will route files thro (F&A) SSA.
8.	Clerk cum-Cashier	1	On deputation from the department of UT Chandigarh and proficiency in operation of computer having 5 years experience.	On deputation		Dealing all the cash relating of RMSA
9.	Programmer EMIS	1	B.E. in computer Science/ M.Sc. Computer Science/ MCA with 60% marks with 3 year exp. as programmer	On contract basis	Emolument will be paid as applicable to the contractual employees of Chandigarh Administration fixed by the Personal Department, UT, Chandigarh as amended from time to time.	Dealing the EMIS of 3rd level one Programmer of B required.
10.	Executive Engineer, Civil Works	1	On deputation/on contract basis Retired XEN/SDO from U.T., Chandigarh experience in dealing with civil works.	On deputation/contract basis	Emolument will be paid as applicable to the contractual employees of Chandigarh Administration fixed by the Personal Department, UT, Chandigarh as amended from time to time.	Civil Work matter of RMSA

11	Clerks	4	Graduate and proficiency in operation of computer (word processing and Spread Sheets) and a speed of 30 w.p.m. in computer typewriting in English.	On contract basis	Emolument will be paid as applicable to the contractual employees of Chandigarh Administration fixed by the Personal Department, UT, Chandigarh as amended from time to time.	Establishment Branch -2 Account Branch-1 Programme Officer-1
12	Data Entry Operators	2	Candidate should be Graduate from recognized University. Candidate should have minimum typing speed of 30 w. p .m with at least one year Certificate diploma in word processing/Modern Office Practices/ Commercial and Secretarial Practices	On contract basis	Emolument will be paid as applicable to the contractual employees of Chandigarh Administration fixed by the Personal Department, UT, Chandigarh as amended from time to time.	Programmer EMIS-1 Establishment Branch-1
13	Helper/Office Assistant	4	10+2 with knowledge of Computer	On contract basis	Emolument will be paid as applicable to the contractual employees of Chandigarh Administration fixed by the Personal Department, UT, Chandigarh as amended from time to time.	Dy. State Project Director RMSA -1 Programmer EMIS & Programme Officer-1 Account Branch-1 Establishment-1
14	Steno-Typist	2	Graduation with authorized one year Stenographer Course(English) with good speed and experience of working on computer	On contract basis	Emolument will be paid as applicable to the contractual employees of Chandigarh Administration fixed by the Personal Department, UT, Chandigarh as amended from time to time.	One each with State Project Director/Dy. State Project Director RMSA

Agenda Item No.3

Subject: BUDGET-RMSA

RMSA was launched in U.T., Chandigarh in the year 2009 as per the directions/guidelines issued by MHRD, Govt. of India for providing support to the State Education Department for Secondary Level Education. The budget is to be shared in the ratio of 75:25 by the Centre and State Govt. respectively.

A sum of Rs. 10.00 lacs were provided in the year 2009-10 as Preparatory Grant under the scheme by the GOI on 31.03.2010 but was released by the Chandigarh Administration and the same was adjusted in the Grant of the subsequent year. Thus, there was no Preparatory Grant for RMSA.

In the year 2010-11 a sum of Rs. 420.24 lacs was approved. Out of which 348.03 lacs was provided for Civil Works. Against this approved outlay only a sum of Rs. 45.71 lacs was released by the GOI for recurring purposes including MMER and Chandigarh Administration has released its full share as 25% of the Budget i.e. Rs. 105.06 lacs. During the year a sum of Rs. 61.06 lacs was spent on non-recurring activities and MMER.

For the year 2011-12 a sum of Rs. 479.24 lacs was approved out of which Rs. 371.23 lacs was for Non Recurring purposes. The RMSA-UT, Chandigarh has actually received only a sum of Rs. 153.54 lacs for spill-over of non-Recurring activities of the financial year 2010-11 and Rs. 81.01 lacs for Recurring expenditure from the GOI, whereas U.T., Chandigarh has released Rs. 19.86 against Budget Outlay approved by the Project Approval Board-RMSA as Rs. 99.96 lacs was lying with the Society as excess grant of the previous year. Out of this a sum of Rs. 61.12 lacs stands released to the Engg. Department for up-gradation of GMS-Indira Colony in March 2012 and Rs. 59.75 lacs under non-

recurring activities as school grant. A sum of Rs. 2.27 lacs was spent under MMER.

Presently, only Rs. 242.12 lacs are lying with the RMSA under non-recurring head. Except this no funds are available for any other activity.

For the FY 2012-2013 and 12th Five year Plan a sum of Rs. 500.00 lacs and Rs. 2500.00 lacs respectively has been asked for various activities under RMSA from the State Govt. and AWP&B 2012-13 which has to be submitted to GOI for approval and release of funds is placed as Agenda Item No.5.

The matter is placed before the Executive Committee of RMSA for kind information.

Agenda Item No.4

Subject: Annual Report of RMSA

RMSA commenced in U.T., Chandigarh in the year 2009 as per the directions/guidelines issued by MHRD, Govt. of India for providing support to the State Education Department for Secondary Level Education. The expenditure on the project is to be shared by the Centre and Union Territory Administration in the ratio of 75:25.

Govt. of India, Ministry of Human Resource Development, New Delhi desired to supply the Annual Report for the year 2009-2010 and 2010-2011 in respect of RMSA. Since no major activities were taken out due to non-receipt of preparatory grant from Govt. of India, MHRD during the year 2009-2010, therefore, nil report was sent to Govt. of India, MHRD, vide letter at (Annexure-"I"). The English version Annual Report 2010-2011 was prepared and approved by Chairperson, RMSA on 30-03-2012 and subsequently sent to Govt. of India, MHRD, New Delhi vide letter No.EC/RMSA/Supdt/2012/117 dated 11.04.2012 (Annexure-"I & II").

The matter is placed before Executive Committee for Ex-Post-Facto approval.

From

State Project Director,
Rashtriya Madhyamik Shiksha Abhiyan,
Union Territory, Chandigarh.

To

Joint Secretary (Secondary Education),
Govt. of India,
Ministry of Human Resource Development,
Department of School Education & Literacy,
New Delhi.

Memo.No. EC/RMSA/Supdt/2012/22-24
Dated, Chandigarh, the, 13/2/12

Subject: Preparation of Annual Report and Audited Accounts alongwith submission of reasons for delay – Regarding.

Kindly refer to your D.O. letter No. 1-52/2010-Sch.1 dated 19th, December, 2011 on the subject cited above.

It is intimated that Annual Report on Rashtriya Madhyamik Shiksha Abhiyan (RMSA) for the year 2009-2010 in respect of Union Territory Chandigarh cannot be prepared as it was in its preparatory stages during that year. It is further added that grant for RMSA for the year 2009-2010 was also not received from Govt. of India, MHRD. However a sum of Rs. 10 Lacs were approved and released as State Share on 31.03.2010 as a preparatory grant which was adjusted in the State Share of the next year. Annual Accounts in respect of RMSA, Union Territory Chandigarh for the year 2009-10 and 2010-11 has already been submitted to Govt. of India, MHRD vide No.SPD/RMSA/AB/2011/253 dated 20.09.2011.



State Project Director,
Rashtriya Madhyamik Shiksha Abhiyan,
Union Territory, Chandigarh.

Endst.No.

Dated:

A copy is forwarded to the following for information:-

1. Mission Coordinator, RMSA
U.T. Chandigarh.
2. Assistant Controller (F&A), SSA
U.T. Chandigarh.



State Project Director,
Rashtriya Madhyamik Shiksha Abhiyan,
Union Territory, Chandigarh.

Annexure-II

STATE PROJECT DIRECTOR, CHANDIGARH
Rashtriya Madhyamik Shiksha Abhiyan, U.T., Chandigarh

Memo No.EC/RMSA/Supdt./2012/117

Dated: 11.4.2012


To

Smt. Radha S. Chauhan
Joint Secretary (Secondary Education)
Govt. of India
Ministry of Human Resource Development (MHRD)
Department of School Education & Literacy
Shastri Bhavan
New Delhi -110115

Subject:- Submission of Annual Report for 2010-11 in respect of RMSA.

Kindly refer to your D.O. letter No. 10-52/2010-Sch.1, dated 19th December, 2012, on the subject noted above.

Please find enclosed nine copies of the Annual Report for the financial year 2010-11 in respect of Rashtriya Madhyamik Shiksha Abhiyan, Union Territory, Chandigarh for further necessary action.


State Project Coordinator,
Rashtriya Madhyamik Shiksha Abhiyan,
Union Territory, Chandigarh

Agenda Item No.5

Subject: Annual Work Plan in Budget-RMSA

The draft for AWP&B 2012-13 (annexed as Annexure-I) is placed before the Executive Committee for deliberation and prior approval.

Annexure-I

**RASHTRIYA MADHYAMIK
SHIKSHA ABHIYAN
(RMSA)**

ANNUAL WORK PLAN & BUDGET

2012-13

U.T., CHANDIGARH

Rashtriya Madhyamik Shiksha Abhiyan

3rd Floor, Additional Deluxe Building

Sector -9, Chandigarh

Ph. 0172-5067073-80, Fax: 0172-5067075

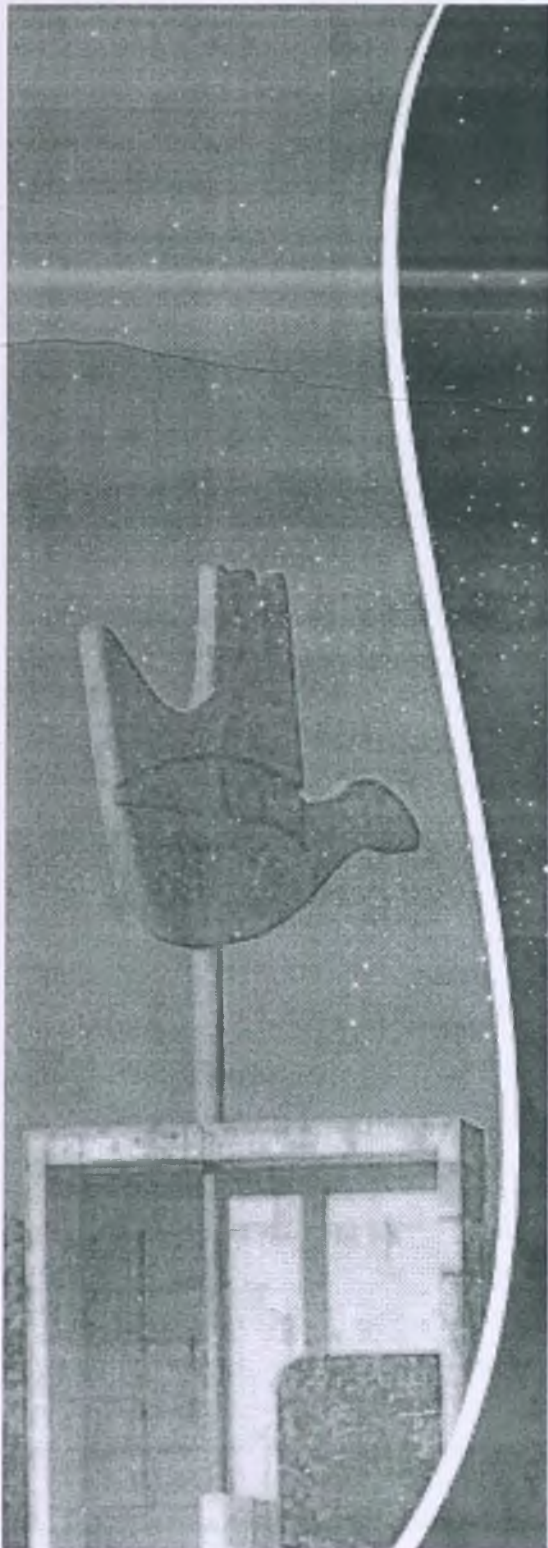
Index

Sr. No.	Name of Chapter	Pages
1	Profile of the city & educational facilities	3-14
2	Progress overview of RMSA 2011-12	15-15
3	Schooling educational facilities in U.T.Chandigarh	16-34
4	Planning Process	35-39
5	Budget proposed for recurring activities RMSA 2012-13	40-60
6	Annexure	61-81

CHAPTER I

PROFILE OF THE CITY & EDUCATIONAL FACILITIES

City at a Glance as per Census 2011:



CHANDIGARH : HIGHLIGHTS

- Chandigarh UT is a uni-district territory and came into existence on 1st November, 1966.
- It has an area of 114.0 sq. km.
- The population of Chandigarh U.T. (1,054,686) has crossed one million mark and it is very close to the population of Mizoram State (1,091,014).
- Next to NCT of Delhi (11.297), Chandigarh (9,252) is the most densely populated.
- There has been four - fold increase in population density during 1971-2011, from 2,257 to 9,252.
- Chandigarh has a literacy rate of 86.43 percent and ranks eighth among States/U.Ts.
- Sex ratio of Chandigarh has increased from 777 to 818; an increase of 41 points during 2001 - 2011.
- Sex ratio of child population in the Age Group 0-6 years has increased from 845 to 867, by 22 points during 2001-2011.
- Male - Female literacy is quite narrow; 90.54 percent among males and 81.38 percent among females in Chandigarh U.T. are literate.

SOURCE:- CENSUS 2011

CITY AT A GLANCE:

NO. OF DISTRICTS	CHANDIGARH	1	
AREA OF CHANDIGARH		114 sq.km	
POPULATION	PERSONS	1,054,686	
	MALES	580,282	
	FEMALES	474,404	
DECADAL POPULATION GROWTH 2001-2011		ABSOLUTE	PERCENTAGE
	PERSONS	154,051	17.10
	MALES	73,344	14.47
	FEMALES	80,707	20.50
DENSITY OF POPULATION (per Sq.km.)		9,252	
SEX RATIO (females per 1000 males)		818	
POPULATION IN THE AGE GROUP OF 0-6 YEARS		ABSOLUTE	PERCENTAGE TO TOTAL POPULATION
	PERSONS	117,953	11.18
	MALES	63,187	10.89
	FEMALES	54,766	11.54
LITERATES		ABSOLUTE	LITERACY RATE
	PERSONS	809,653	86.43
	MALES	468,166	90.54
	FEMALES	341,487	81.38

Source: Census 2011

Although, initially planned for a population of half - a - million, its population reached 451,610 in 1981, 642,015 in 1991 and 900,635 in 2001. As per Census 2011, Chandigarh Union Territory has a population of 1,054,686 which is more than twice that of the number for which it was originally planned. There has been a net accretion of 154,051 persons in Chandigarh's population during 2001 - 2011.

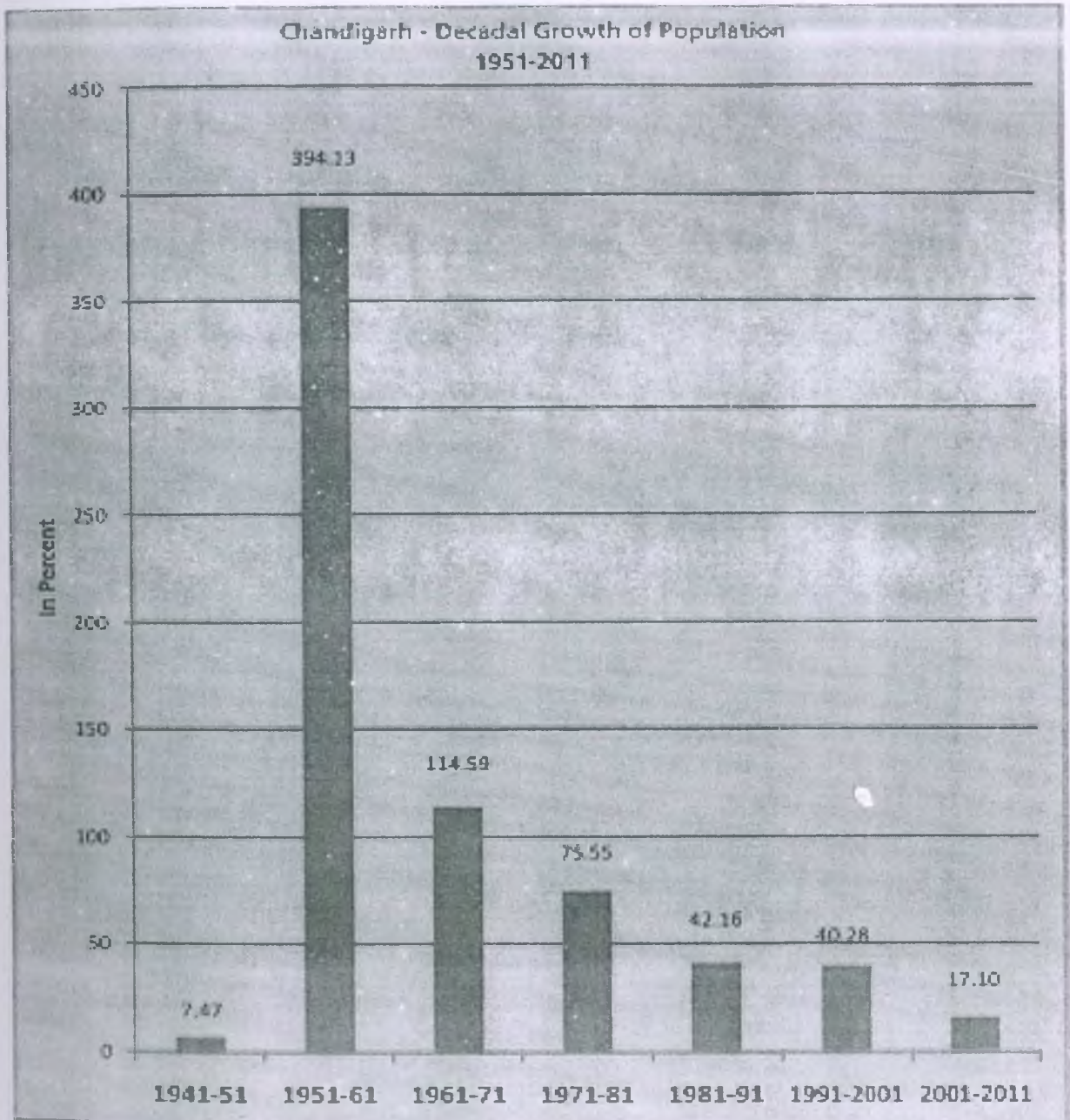
Population and Its Growth Chandigarh UT : 1901 - 2011

Union Territory/District	Census Year	Persons	Variation since preceding Census		Males	Females
			Decadal absolute variation	Percent Decadal variation		
1	2	3	4	5	6	7
Chandigarh U.T	1901	21,967			12,402	9,565
	1911	18,437	-3,530	-16.07	10,717	7,720
	1921	18,133	-304	-1.65	10,405	7,728
	1931	19,783	1,650	9.10	11,300	8,483
	1941	22,574	2,791	14.11	12,807	9,767
	1951	24,261	1,687	7.47	13,623	10,638
	1961	119,881	95,620	394.13	72,576	47,305
	1971	257,251	137,370	114.59	147,080	110,171
	1981	451,610	194,359	75.55	255,278	196,332
	1991	642,015	190,405	42.16	358,614	283,401
	2001	900,635	258,620	40.28	506,938	393,697
	2011	1,054,686	154,051	17.10	580,282	474,404

Source : Census 2011

Population Growth Rates

During 2001 - 2011, there has been a sharp decline in the percentage growth rate of population of Chandigarh UT. It has declined from 75.55 percent during 1971-81 to 42.16 percent during 1981-91 and further to 40.28 percent during 1991-2001. The decadal growth rate of 17.10 percent for 2001 - 2011, besides being the lowest ever since 1951, is marginally lower than Country's overall growth rate of 17.64 percent.



Source : Census 2011

Child Population in Age Group 0-6 Years

The data on child population in the age group 0-6 years is primarily intended for calculating the literacy rates. However, it also allows us to broadly analyse possible linkages with growth of population, particularly providing leads on fertility.

As per Census 2011 the total number of children in the age group 0-6 years in Chandigarh UT is 117,953 including 63,187 males and 54,766 females. This number is little higher than that of 115,613 in 2001 population. However, the proportion of child population in age group 0-6 years in Chandigarh UT has declined from 12.83 percent in 2001 to 11.18 percent in 2011 registering a fall of 1.65 percentage points during 2001-2011. The percentage of males in the age group 0-6 years has declined from 12.36 to 10.89, while the corresponding decline among females is from 13.45 to 11.54 percent.

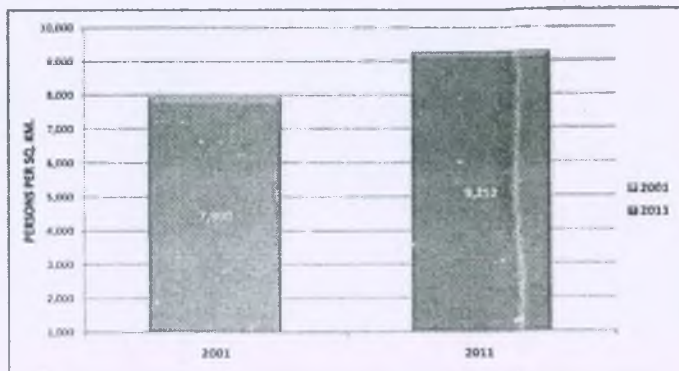
Density of Population

'Density of Population' is defined as the number of persons per square kilometer. It is an important indicator of population concentration in an area. As per the provisional population totals of Census 2011, the population density of Chandigarh UT has gone up to 9,252. There has been four -fold increase in population density during this period. Chandigarh UT had a density of 2,257 persons per square kilometer in 1971 which increased to 3,961 in 1981 and further to 5,632 in 1991. During this decade the density of population has increased from 7,900 in 2001 to 9,252 signifying that 1,352 more people inhabit every square kilometer as compared to a decade ago.

**Density of Population - Chandigarh
1971 - 2011**

Years	Density per. Sq. km.
1971	2,257
1981	3,961
1991	5,632
2001	7,900
2011	9,252

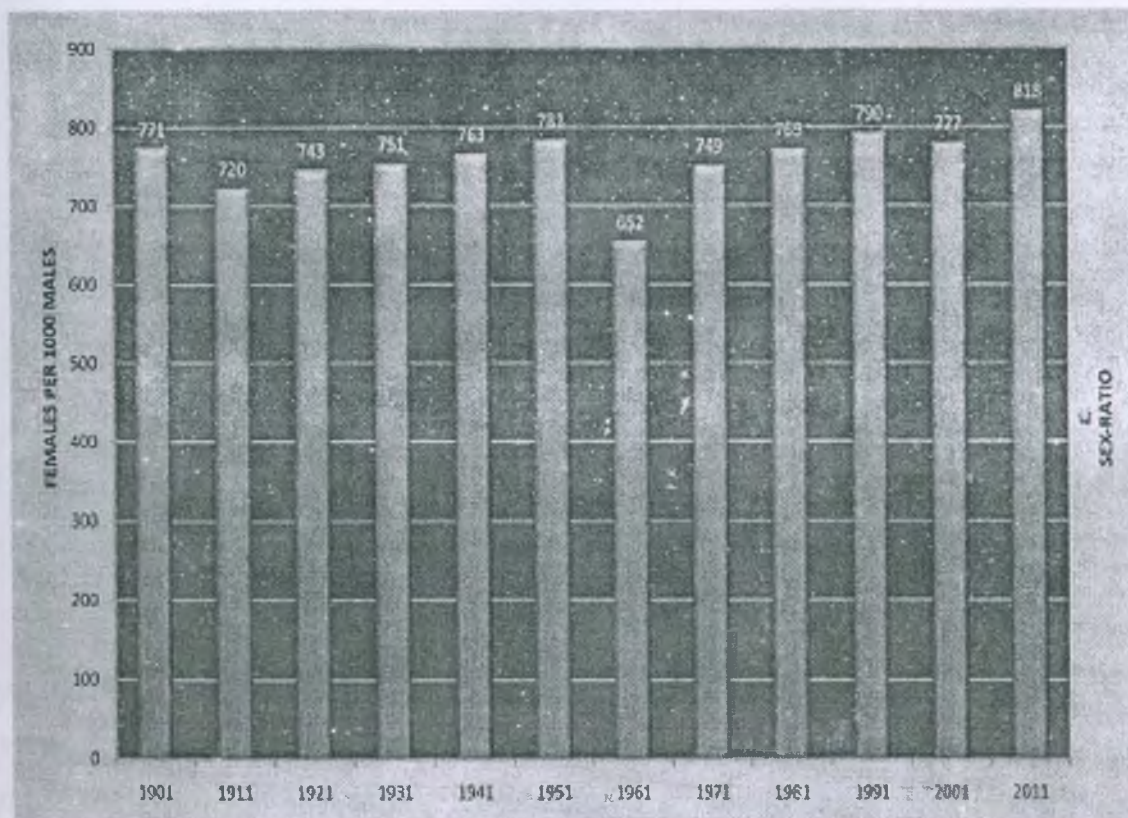
**Density of Population - Chandigarh
2001 - 2011**



Trends in Sex Ratio

In consonance with the overall trends in sex ratio in India, the sex ratio in Chandigarh has been historically unfavourable to females. Graph mentioned below shows that the trends in sex ratio are somewhat fluctuating till 1961. Chandigarh had a sex ratio of 749 at the 1971 Census which improved to 769 in 1981 and further to 790 in 1991. The Census 2001 recorded a fall in its sex ratio to 777 (by 13 points). However, a significant rise in sex ratio is noticed during this decade. As per Census 2011 Chandigarh has a sex ratio of 818 showing an increase by 41 points.

**Chandigarh - Sex-Ratio
1901 - 2011**



Likewise the over all sex ratio, there has been significant improvement in the child sex ratio in the age group 0-6 years in Chandigarh. The child sex ratio has increased from 845 in 2001 to 867 in 2011, an increase of 22 points during this decade.

Literates and illiterates In Chandigarh UT, there are 809,653 literates as per Census 2011 resulting in an overall literacy rate of 86.43 percent. This is well above the MDG set by the United Nations and the Chandigarh UT is heading towards universal literacy. Chandigarh ranks among the most literate part of the country.

Ranking of States and Union Territories by literacy rate and sex : 2011

Rank	Persons		Rank	Males		Rank	Females	
	India/State/Union Territory #	Literacy rate		India/State/Union Territory #	Literacy rate		India/State/Union Territory #	Literacy rate
1	2	3	1	4	5	1	6	7
1	Kerala	93.91	1	Lakshadweep [*]	96.11	1	Kerala	91.98
2	Lakshadweep [*]	92.28	2	Kerala	96.02	2	Mizoram	89.40
3	Mizoram	91.58	3	Mizoram	93.72	3	Lakshadweep [*]	88.25
4	Tripura	87.75	4	Goa	92.81	4	Tripura	83.15
5	Goa	87.40	5	Tripura	92.18	5	Goa	81.84
6	Daman & Diu [*]	87.07	6	Puducherry [*]	92.12	6	Andaman & Nicobar Islands [*]	81.84
7	Puducherry [*]	86.55	7	Daman & Diu [*]	91.48	7	Chandigarh [*]	81.38
8	Chandigarh [*]	86.43	8	NCT of Delhi [*]	91.03	8	Puducherry [*]	81.22
9	NCT of Delhi [*]	86.34	9	Himachal Pradesh	90.83	9	NCT of Delhi [*]	80.93
10	Andaman & Nicobar Islands [*]	86.27	10	Chandigarh [*]	90.54	10	Daman & Diu [*]	79.59
11	Himachal Pradesh	83.78	11	Andaman & Nicobar Islands [*]	90.11	11	Nagaland	76.69
12	Maharashtra	82.91	12	Maharashtra	89.82	12	Himachal Pradesh	76.60
13	Sikkim	82.20	13	Uttarakhand	88.33	13	Sikkim	76.43
14	Tamil Nadu	80.33	14	Sikkim	87.29	14	Maharashtra	75.48
15	Nagaland	80.11	15	Gujarat	87.23	15	Tamil Nadu	73.86
16	Manipur	79.85	16	Tamil Nadu	86.81	16	Meghalaya	73.78
17	Uttarakhand	79.63	17	Manipur	86.49	17	Manipur	73.17
18	Gujarat	79.31	18	Dadra & Nagar Haveli [*]	86.46	18	Punjab	71.34

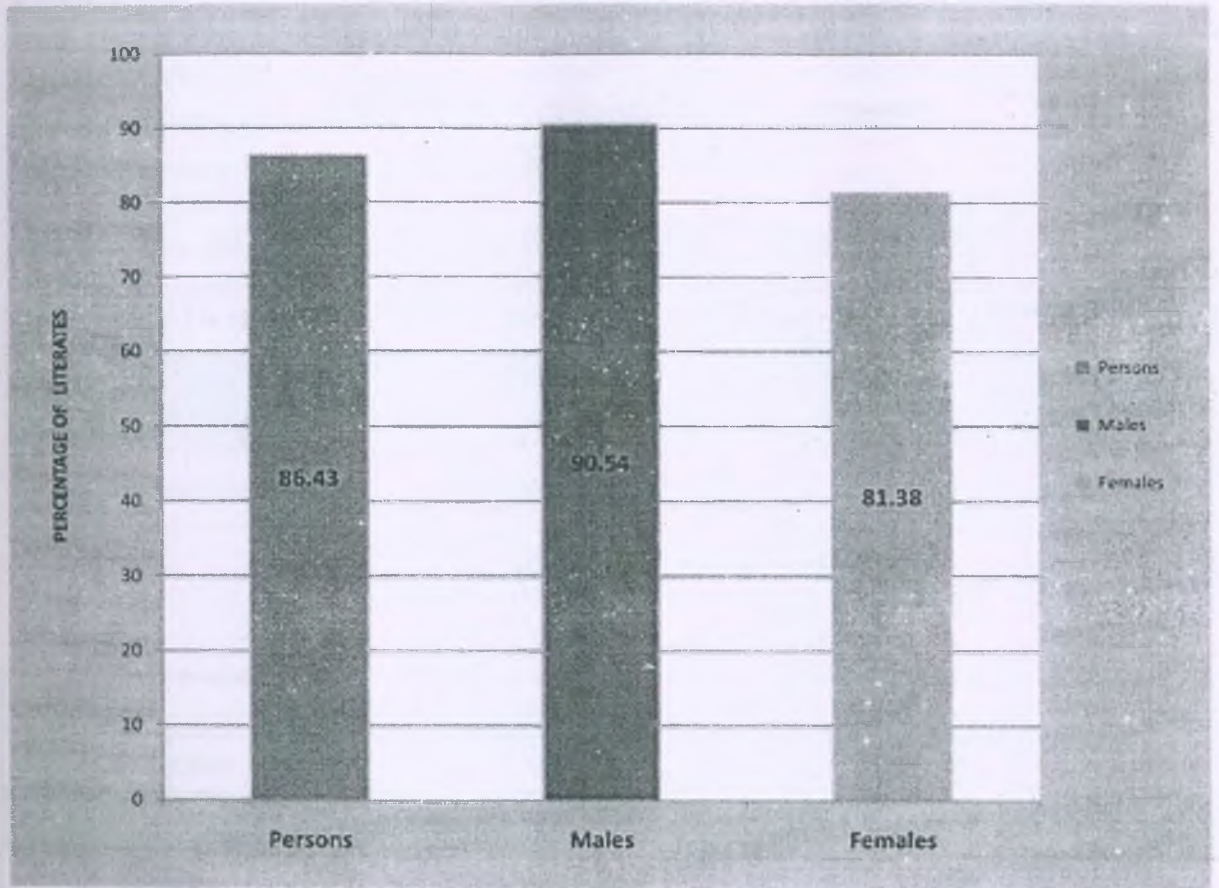
Source : Census 2011

Literacy rate of Chandigarh UT for 1971 to 2011. At the 1971 Census seven out of every ten persons (70.4%) were literate. The percentage of literates increased to 74.8 percent in 1981 and 77.8 percent in 1991. The literacy rate of 86.43 percent as per Census 2011 is higher than that of 2001 (81.9%) by 4.5 percentage points.

Male -Female Gap in Literacy Rate As per the provisional totals of Census 2011, nine out of every ten males (90.54%) and eight out of every ten females (81.38%) in Chandigarh are literate. At the Census 1971 three-fourths (75.74%) males and two thirds of females (63.15%) females

were literate showing a gap of 12.5 percentage points. There is a marked improvement in the literacy rate and female literacy in particular and reduction in the gap between the literacy rate of males and females. At the 1971 Census, 63.2 percent females and 75.7 percent males were literate. According to provisional results of Census 2011, 90.54 percent among males and 81.38 percent among females are literates and the gap between the two has reduced to 9.16 percentage points.

**Chandigarh - Literacy Rate by Sex
2011**



Source : Census 2011

**Distribution of Population, Decadal Growth Rate,
Sex-Ratio and Population Density**

District Code	State/District	Population 2011			Percentage decadal growth rate of population		Sex-Ratio* (Number of Females per 1000 Males)		Population density per sq. km.	
		Persons	Males	Females	1991-01	2001-11	2001	2011	2001	2011
1	2	3	4	5	6	7	8	9	10	11
	CHANDIGARH U.T.	1,054,686	580,282	474,404	40.28	17.10	777	818	7900	9252

**Percentage Decadal Variation in Population for
State and Districts : 1901 - 2011**

District Code	State/District	Percentage Decadal Variation										
		1901-11	1911-21	1921-31	1931-41	1941-51	1951-61	1961-71	1971-81	1981-91	1991-01	2001-11
1	2	3	4	5	6	7	8	9	10	11	12	13
	Chandigarh U.T.	-16.07	-1.65	9.10	14.11	7.47	394.13	114.59	75.55	42.16	40.28	17.10

Sex-Ratio for State and Districts : 1901-2011

Sl. No.	State/District	Sex-ratio since (Number of females per 1000 males)											
		1901	1911	1921	1931	1941	1951	1961	1971	1981	1991	2001	2011
1	2	3	4	5	6	7	8	9	10	11	12	13	14
	Chandigarh U.T.	771	720	743	751	763	781	652	749	769	790	777	818

Population in the Age-Group 0-6, Number of Literates and Literacy Rate for State and Districts : 2011

Sl. No.	State/District	Total Population			Population in age group 0-6			Number of literates*			Literacy rate#		
		P	M	F	P	M	F	P	M	F	P	M	F
1	2	3	4	5	6	7	8	9	10	11	12	13	14
	Chandigarh U.T.	1,054,686	580,282	474,404	117,953	63,187	54,766	809,653	468,166	341,487	86.43	90.54	81.38
1	Chandigarh District	1,054,686	580,282	474,404	117,953	63,187	54,766	809,653	468,166	341,487	86.43	90.54	81.38

Note:

* Literates exclude children in the age group 0-6 years that were by definition treated as illiterate in the Census of India 2011

Literacy rate is the percentage of literates to total population aged 7 years and above.

Literacy rate = Number of Literates/Population of age 7+*100

Literacy Rates by Sex for State and District : 2001 and 2011

District Code	State/District	Literacy rate*					
		Persons		Males		Females	
		2001	2011	2001	2011	2001	2011
1	2	3	4	5	6	7	8
	Chandigarh U.T.	81.9	86.43	86.1	90.54	76.5	81.38

Proportion of Child Population in the Age-Group 0-6 to Total Population : 2001 and 2011

District Code	State/District	Proportion of Child Population in the Age-Group 0-6 to Total Population					
		2001			2011		
		P	M	F	P	M	F
1	2	3	4	5	6	7	8
	Chandigarh U.T.	1,15,613	62,664	52,949	117,953	63,187	54,766
		12.83	12.36	13.45	11.18	10.89	11.54


As per Census Department of UT Chandigarh the population of 14-18 years age group for the year 2011 is not available with Census Department. The data will be released by the Census Department after August 2012. Therefore, after the receipt of data the same will be used by RMSA UT Chandigarh for calculation of educational indicators like Gross Enrolment & Net Enrolment Ratios.

Houses in UT Chandigarh as per Census 2011

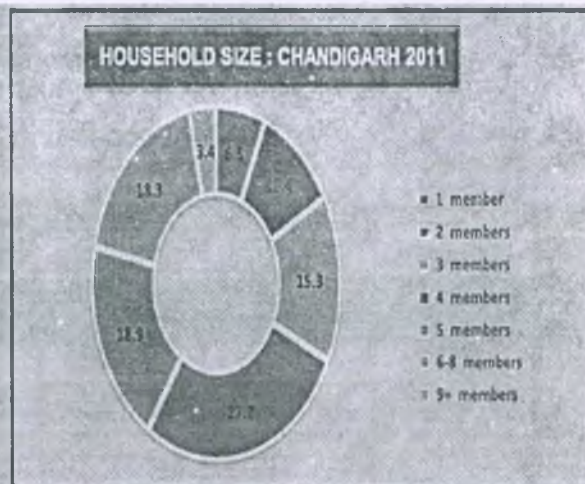
Housing Stock 2001-2011										
Total/ Rural/ Urban	Total									
	Total Census Houses		Vacant Census Houses		Occupied Census Houses		Residential & Residential- cum-Other use		Non-residential Census	
	2011	2001	2011	2001	2011	2001	2011*	2001	2011*	2001
1	2	3	4	5	6	7	8	9	10	11
Total	298,367	244,134	6.7	8.1	93.3	91.9	84.3	85.8	15.2	14.2
Rural	8,911	26,428	6.3	6.8	93.7	93.2	80.9	83.2	18.5	16.8
Urban	289,456	217,706	6.7	8.2	93.3	91.8	84.4	86.1	15.1	13.9

* Excluding Locked Census Houses

Ownership status			
Total No. of Households (Excluding institutional households)	Ownership status		
	Owned households	Rented households	Other households
1	2	3	4
235,061	47.7	47.0	5.4



Household Size								
Total No. of Households (Excluding institutional households)	1 member	2 members	3 members	4 members	5 members	6-8 members	9+ members	
	1	2	3	4	5	6	7	8
235,061	6.5	10.4	15.3	27.2	18.9	18.3	3.4	



CHAPTER II

Progress overview of RMSA 2011-12

Sr.No.	Activity Recommended	Achievement
1	<ul style="list-style-type: none"> In-Service teacher training During the year 2011-12 In-service training for 200 teachers & 80 school heads alongwith budget outlay of Rs. 4.20 lacs was approved. 	<ul style="list-style-type: none"> Due to non-availability of funds these training programme could not be conducted.
2.	<ul style="list-style-type: none"> Annual School Grant @Rs.0.50 lacs per school for 80 schools. 	<ul style="list-style-type: none"> The grant was released to all 80 schools alongwith the guidelines. Grant was released at cluster level for further distribution to member schools.
3.	<ul style="list-style-type: none"> Minor Repair Grant @Rs.0.25 lacs per school for 79 schools. 	<ul style="list-style-type: none"> The grant was released to all 79 schools alongwith the guidelines. Grant was released at cluster level for further distribution to member schools.
4	<ul style="list-style-type: none"> Study tour for 4880 general boy students studying in class X @ Rs.200 per student i.e. Rs. 9.76lacs 	<ul style="list-style-type: none"> Due to non-availability of funds these tours could not be organized.
5	<ul style="list-style-type: none"> (Holding exhibitions, Melas, Quiz & other competitions @ Rs. 0.05 lacs per school i.e. Rs.4.00lacs for 80 schools. 	<ul style="list-style-type: none"> Due to non-availability of funds these activities could not be conducted.

CHAPTER III

SCHOOLING EDUCATIONAL FACILITIES IN UT CHANDIGARH

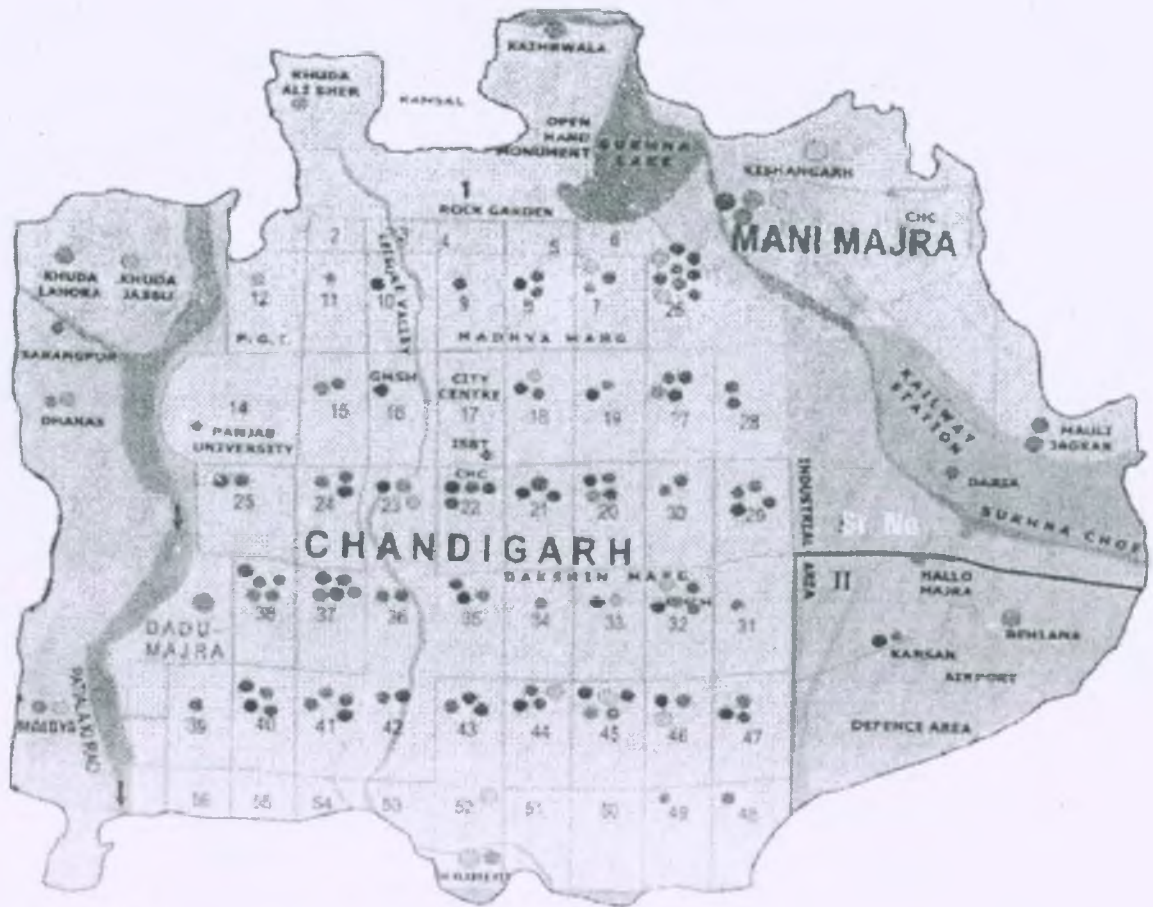
U.T. Chandigarh has a good network of 104 Govt. schools. 7 Govt.-Aided schools, 69 Private recognized schools, 6 Kendriya Vidyalaya Sangathans/ JVS and Air Force Schools.

Table showing No. of Schools in UT Chandigarh (All Management)

Management	No. of schools
Govt.	104
Govt. Aided	07
Private Recognized	69
KVS/NVS/AFS	06
Total	186

DISE 2011-12

MAP SHOWING SCHOOLING FACILITIES IN UT CHANDIGARH



- | | |
|--|---|
| <ul style="list-style-type: none"> ● Govt. Model Sr. Sec. Schools- 22 ● Govt. Sr. Sec. Schools- 15 ● Govt. Model High Schools- 21 ● Govt. High Schools- 23 ● Govt. Model Middle Schools- 03 | <ul style="list-style-type: none"> ● Govt. Middle Schools- 11 ● Govt. Primary Schools- 9 ● Govt. Aided Schools- 07 ● Recognized Private Schools- 69 |
|--|---|

Enrollment in Schools

Most of the schools in Chandigarh are composite in nature and cover classes from I-VIII, I to X or I to XII. Central sectors have optimum PTR whereas outer sectors which cover the migratory & slum population have higher PTR. Similarly SCR is higher in peripheral areas as compared to the inner sectors.

Enrollment at Primary, Upper Primary and Elementary Level

The details of enrollment of pupils in primary and upper primary in U.T. Chandigarh is given as under:

Management	Primary Level			Upper Primary Level			Elementary Level		
	Boys	Girls	Total	Boys	Girls	Total	Boys	Girls	Total
Govt.	33120	30918	64038	21288	17212	38500	54408	48130	102538
Govt. Aided	643	618	1261	729	571	1300	1372	1189	2561
Pvt. Unaided	16977	12800	29777	9638	7065	16703	26615	19865	46480
KVs/NVs/AFs	1852	1286	3138	1271	881	2152	3123	2167	5290
Total	52592	45622	98214	32926	25729	58655	85518	71351	156869

DISE 2011-12

A total of 156869 children have been enrolled in Primary and Upper Primary sections. Out of which 98214 children have been enrolled in Primary schools and 58655 have been enrolled in Upper Primary schools.

NO. OF SCHOOLS OFFERING SECONDARY EDUCATION IN UT CHANDIGARH:

Management of Schools	No. of Schools
Govt. Schools	81
Aided Schools	7
Private Recognized Schools	43
Central Schools	6
Total	137

Enrolment & Participation at Secondary Level- Govt. Schools

Enrollment at Secondary Level SEMIS 2011-12- All Management										
		Enrollment IX			Enrollment X			Enrollment IX – X		
	Caste	BOY	GIRL	TOTAL	BOY	GIRL	TOTAL	BOY	GIRL	TOTAL
Govt.	SC	1060	963	2023	1060	1019	2079	2120	1982	4102
	ST	6	4	10	1	3	4	7	7	14
	OBC	112	76	188	97	80	177	209	156	365
	Others	4824	3931	8755	4562	3916	8478	9386	7847	17233
	Total	6002	4974	10976	5720	5018	10738	11722	9992	21714
	Aided	SC	9	29	38	22	26	48	31	55
	ST	0	0	0	2	0	2	2	0	2
	OBC	3	37	40	1	33	34	4	70	74
	Others	615	301	916	511	296	807	1126	597	1723
	Total	627	367	994	536	355	891	1163	722	1885
Private Recognized	SC	60	45	105	59	41	100	119	86	205
	ST	8	7	15	12	6	18	20	13	33
	OBC	54	29	83	32	35	67	86	64	150
	Others	2961	1982	4943	2795	2050	4845	5756	4032	9788
	Total	3083	2063	5146	2898	2132	5030	5981	4195	10176
Central	SC	50	61	111	66	39	105	116	100	216
	ST	5	3	8	6	6	12	11	9	20
	OBC	12	2	14	11	7	18	23	9	32
	Others	306	250	556	308	249	557	614	499	1113
	Total	373	316	689	391	301	692	764	617	1381
All Schools	SC	1179	1098	2277	1207	1125	2332	2386	2223	4609
	ST	19	14	33	21	15	36	40	29	69
	OBC	181	144	325	141	155	296	322	299	621
	Others	8706	6464	15170	8176	6511	14687	16882	12975	29857
	Total	10085	7720	17805	9545	7806	17351	19630	15526	35156

Enrolment of Govt. Schools along with GPI

Caste	Enrollment IX			Enrollment X			Enrollment IX - X			GPI
	BOY	GIRL	TOTAL	BOY	GIRL	TOTAL	BOY	GIRL	TOTAL	(IX-X)
SC	1060	963	2023	1060	1019	2079	2120	1982	4102	0.93
ST	6	4	10	1	3	4	7	7	14	0.75
OBC	112	76	188	97	80	177	209	156	365	1.00
Others	4824	3931	8755	4562	3916	8478	9386	7847	17233	0.84
Total	6002	4974	10976	5720	5018	10738	11722	9992	21714	0.85

Share of enrolment at Secondary Level

Type of Schools	Enrolment IX-X	%age participation at Secondary Level
Govt. Secondary Schools	21714	62%
Aided Secondary Schools	1885	5%
Private Recognized Schools	10176	29%
Central Schools	1381	4%
Total	35156	

SEMIS 2011-12

Social Category wise share of Enrolment at Secondary level in Govt. Schools

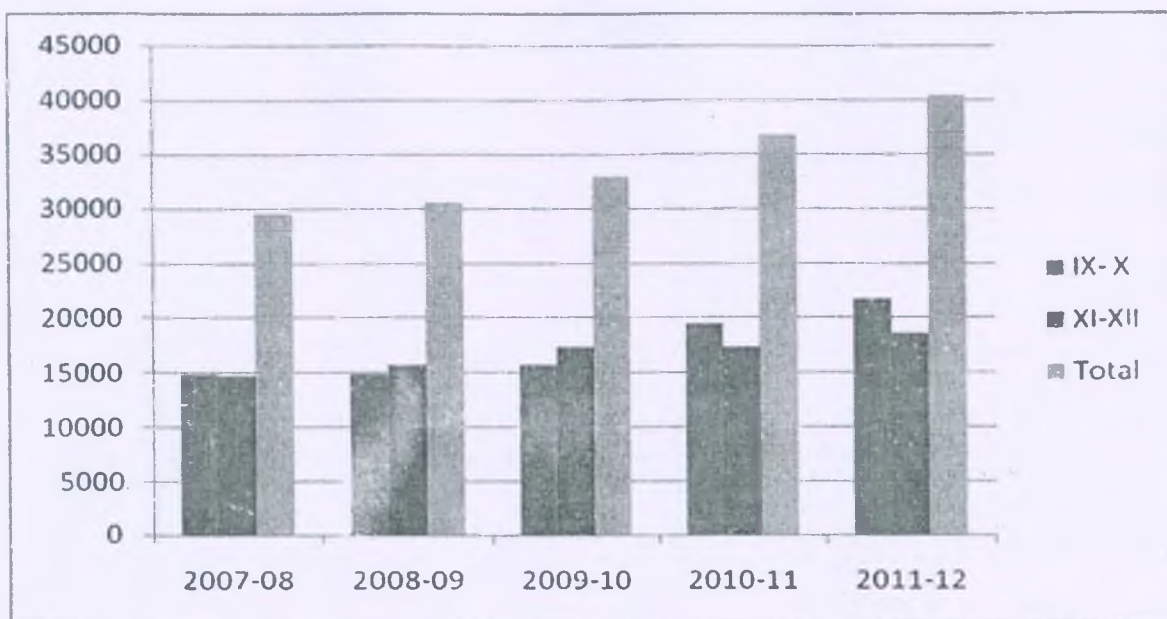
All Govt. recognized Schools		
Caste	Enrolment IX - X	%age of participation
SC	4102	18.89
ST	14	0.06
OBC	365	1.68
OTH	17233	79.36
Total	21714	

No. of Sections and Student Section Ratio at Secondary Level of All Management:-

Type	Class IX		Class X		Total IX-X		SSR
	No. of Sections	Enrolment	No. of Sections	Enrolment	No. of sections	Enrolment	
Govt.	217	10976	225	10738	442	21714	49.13
Aided	23	994	22	891	45	1885	41.89
Pvt. Recognized	128	5146	123	5030	251	10176	40.54
Central	16	689	16	692	32	1381	43.16
All Schools	384	17805	386	17351	770	35156	45.66

Progress in Enrolment of Secondary Classes (Govt. Schools)

Classes	2007-08	2008-09	2009-10	2010-11	2011-12	% Increase over 2007-08
IX-X	14799	14738	15629	19416	21714	46.73
XI-XII	14680	15691	17253	17314	18595	26.67
Total	29479	30429	32882	36730	40309	36.74
	Source DEO Office			Source SEMIS		



Performance of Children at Class X (Result March 2011)

Category	Students Appeared in Board Exam			Students Passed in Board Exams		
	Boys	Girls	Total	Boys	Girls	Total
SC	813	717	1530	798	712	1510
ST	13	13	26	13	13	26
OBC	82	83	165	82	83	165
General	7075	5629	12704	7036	5610	12646
Total	7983	6442	14425	7929	6418	14347

Pass % of class X Category and Gender Wise:

Pass percentage of students in Board Examination			
Category	Boys	Girls	Total
SC	98.15	99.30	98.69
ST	100	100	100
OBC	100	100	100
General	99.44	99.66	99.54
Total	99.32	99.62	99.45

Full Time Regular Teacher at Secondary Level

Subject wise Sanctioned post																	
Total No. of Sanctioned Posts	Regional Sanctioned	English Sanctioned	Hindi Sanctioned	Sanskrit Sanctioned	Others Lang. Sanctioned	Physics Sanctioned	Biology	Social Science Sanctioned	Maths	Science Sanctioned	Computer Sanctioned	Phy. Edu	Work Edu. Sanctioned	Arts Sanctioned	Music Sanctioned	Dance Sanctioned	Other Sanctioned
1093	54	102	137	45	30	12	26	212	132	163	7	58	24	41	24	0	26

Total Number of Para Teacher Working at Secondary Level

Subject wise Para Teachers																	
Total No. of Sanctioned Posts	Regional	English	Hindi	Sanskrit	Others Lang.	Physics	Biology	Social Science	Maths	Science	Computer	Phy. Edu	Work Edu.	Arts & Craft	Music	Dance	Other
172	7	15	14	1	1	3	6	22	24	17	51	6	1	2	1	0	1

NO. OF SCHOOLS OFFERING SENIOR SECONDARY EDUCATION IN UT CHANDIGARH:

Management of Schools	No. of Schools
Govt. Schools	34
Aided Schools	6
Private Recognized Schools	31
Central Schools	5
Total	76

Table shows the no. of All management schools offering the streams and their enrolment:

Class	Arts. (No. of Sr. Sec. Schools)	Enrolment	Science (No. of Sr. Sec. Schools)	Enrolment	Commerce (No. of Sr. Sec. Schools)	Enrolment	Vocational (No. of Sr. Sec. Schools)	Enrolment
XI	56	5971	53	5949	50	4126	23	1800
XII	55	4513	51	4920	46	3511	24	1377

Enrolment of All management Sr. Sec. Students - Stream Wise:

	Arts			Science			Commerce			Vocational		
	Boys	Girls	Total	Boys	Girls	Total	Boys	Girls	Total	Boys	Girls	Total
XI	3227	2744	5971	3740	2209	5949	2169	1957	4126	942	858	1800
XII	2365	2148	4513	3179	1741	4920	1839	1672	3511	732	645	1377
Total XI-XII	5592	4892	10484	6919	3950	10869	4008	3629	7637	1674	1503	3177

Table shows the no. of Govt. schools offering the streams and their enrolment:

Class	Arts. (No. of Sr. Sec. Schools)	Enrolment	Science (No. of Sr. Sec. Schools)	Enrolment	Commerce (No. of Sr. Sec. Schools)	Enrolment	Vocational (No. of Sr. Sec. Schools)	Enrolment
XI	31	4419	16	2931	15	1437	21	1742
XII	30	3171	16	2302	15	1252	22	1341
Total XI-XII	61	7590	32	5233	30	2689	43	3083

Enrolment of all Govt. Sr. Sec. Students - Stream Wise:

	Arts			Science			Commerce			Vocational		
	Boys	Girls	Total	Boys	Girls	Total	Boys	Girls	Total	Boys	Girls	Total
XI	2239	2180	4419	1787	1144	2931	616	821	1437	909	833	1742
XII	1527	1644	3171	1459	843	2302	549	703	1252	718	623	1341
Total XI-XII	3766	3824	7590	3246	1987	5233	1165	1524	2689	1627	1456	3083

TABLE SHOWING ENROLMENT AT SENIOR SECONDARY LEVELS ALL MANAGEMENT:

Enrolment at Senior Secondary Level SEMIS 2011-12 (All stream)										
	Caste	Enrollment XI			Enrollment XII			Enrollment XI-XII		
		BOY	GIRL	TOTAL	BOY	GIRL	TOTAL	BOY	GIRL	TOTAL
Govt.	SC	1047	805	1852	706	554	1260	1753	1359	3112
	ST	8	21	29	5	12	17	13	33	46
	OBC	22	23	45	28	13	41	50	36	86
	Others	4474	4129	8603	3514	3234	6748	7988	7363	15351
	Total	5551	4978	10529	4253	3813	8066	9804	8791	18595
Aided	SC	17	29	46	5	11	16	22	40	62
	ST	1	0	1	1	0	1	2	0	2
	OBC	14	30	44	4	13	17	18	43	61
	Others	1243	422	1665	1092	323	1415	2335	745	3080
	Total	1275	481	1756	1102	347	1449	2377	828	3205
Private Recognized	SC	40	21	61	24	21	45	64	42	106
	ST	17	10	27	18	12	30	35	22	57
	OBC	47	20	67	30	14	44	77	34	111
	Others	2788	1932	4720	2340	1696	4036	5128	3628	8756
	Total	2892	1983	4875	2412	1743	4155	5304	3726	9030
Central	SC	61	39	100	46	31	77	107	70	177
	ST	5	8	13	5	2	7	10	10	20
	OBC	25	14	39	19	12	31	44	26	70
	Others	269	265	534	278	258	536	547	523	1070
	Total	360	326	686	348	303	651	708	629	1337
ALL Schools	SC	1165	894	2059	781	617	1398	1946	1511	3457
	ST	31	39	70	29	26	55	60	65	125
	OBC	108	87	195	81	52	133	189	139	328
	Others	8774	6748	15522	7224	5511	12735	15998	12259	28257
	Total	10078	7768	17846	8115	6206	14321	18193	13974	32167

Percentage share of Govt. Schools at Sr. Secondary level

Class	% of SC participation		% of General participation	
	Boys	Girls	Boys	Girls
XI	18.86	16.17	80.60	82.94
XII	16.60	14.53	82.62	84.82
Total XI-XII	17.88	15.46	81.48	83.76

Student Section Ratio at Secondary and Sr. Secondary Level of Govt. Schools:

Class	No. of Sections	Enrolment	Student Section Ratio (SSR)
IX	217	10976	50.58
X	225	10738	47.72
XI	201	10529	52.38
XII	188	8066	42.90

Enrolment of all All management Sr. Sec. Students - Stream Wise:

Class	Arts			Science			Commerce			Vocational		
	Boys	Girls	Total	Boys	Girls	Total	Boys	Girls	Total	Boys	Girls	Total
XI	3227	2744	5971	3740	2209	5949	2169	1957	4126	942	858	1800
XII	2365	2148	4513	3179	1741	4920	1839	1672	3511	732	645	1377
Total XI-XII	5592	4892	10484	6919	3950	10869	4008	3629	7637	1674	1503	3177

Age group enrollment

Age	Class 9		Class 10		Age	Class 11		Class 12	
	B	G	B	G		B	G	B	G
Below 13	129	97	5	8	Below 15	215	167	5	4
13	1990	1738	221	188	15	1466	1342	118	154
14	4362	3326	1887	1819	16	4125	3218	1423	1447
15	2124	1601	3768	2834	17	2929	2141	3589	2606
Above 15	1480	958	3664	2957	Above 17	1343	900	2980	1995
Total	10085	7720	9545	7806	Total	10078	7768	8115	6206

Enrolment at Senior Secondary Level SEMIS 2011-12 (Arts stream)

Enrolment at Senior Secondary Level SEMIS 2011-12 (Arts stream)										
	Caste	Enrollment XI			Enrollment XII			Enrollment XI-XII		
		BOY	GIRL	TOTAL	BOY	GIRL	TOTAL	BOY	GIRL	TOTAL
Govt.	SC	455	350	805	308	291	599	763	641	1404
	ST	4	7	11	1	5	6	5	12	17
	OBC	10	10	20	14	5	19	24	15	39
	Others	1770	1813	3583	1204	1343	2547	2974	3156	6130
	Total	2239	2180	4419	1527	1644	3171	3766	3824	7590
Aided	SC	3	23	26	4	10	14	7	33	40
	ST	1	0	1	0	0	0	1	0	1
	OBC	4	22	26	1	7	8	5	29	34
	Others	402	134	536	337	104	441	739	238	977
	Total	410	179	589	342	121	463	752	300	1052
Private Recognized	SC	9	3	12	8	5	13	17	8	25
	ST	6	1	7	7	5	12	13	6	19
	OBC	4	4	8	6	1	7	10	5	15
	Others	515	341	856	417	302	719	932	643	1575
	Total	534	349	883	438	313	751	972	662	1634
Central	SC	11	6	17	7	12	19	18	18	36
	ST	2	1	3	1	1	2	3	2	5
	OBC	2	3	5	1	1	2	3	4	7
	Others	29	26	55	49	56	105	78	82	160
	Total	44	36	80	58	70	128	102	106	208
ALL Management	SC	478	382	860	327	318	645	805	700	1505
	ST	13	9	22	9	11	20	22	20	42
	OBC	20	39	59	22	14	36	42	53	95
	Others	2716	2314	5030	2007	1805	3812	4723	4119	8842
	Total	3227	2744	5971	2365	2148	4513	5592	4892	10484

Enrolment at Senior Secondary Level SEMIS 2011-12 (Science stream)

Enrolment at Senior Secondary Level SEMIS 2011-12 (Science stream)										
		Enrollment XI			Enrollment XII			Enrollment XI-XII		
	Caste	BOY	GIRL	TOTAL	BOY	GIRL	TOTAL	BOY	GIRL	TOTAL
Govt.	SC	294	175	469	174	89	263	468	264	732
	ST	3	9	12	4	4	8	7	13	20
	OBC	6	8	14	9	5	14	15	13	28
	Others	1484	952	2436	1272	745	2017	2756	1697	4453
	Total	1787	1144	2931	1459	843	2302	3246	1987	5233
Aided	SC	9	4	13	1	1	2	10	5	15
	ST	0	0	0	1	0	1	1	0	1
	OBC	7	5	12	3	5	8	10	10	20
	Others	424	115	539	395	90	485	819	205	1024
	Total	440	124	564	400	96	496	840	220	1060
Private Recognized	SC	19	14	33	11	10	21	30	24	54
	ST	8	4	12	9	6	15	17	10	27
	OBC	27	9	36	13	7	20	40	16	56
	Others	1252	747	1999	1066	632	1698	2318	1379	3697
	Total	1306	774	2080	1099	655	1754	2405	1429	3834
Central	SC	29	13	42	32	7	39	61	20	81
	ST	2	6	8	1	1	2	3	7	10
	OBC	17	6	23	13	5	18	30	11	41
	Others	159	142	301	175	134	309	334	276	610
	Total	207	167	374	221	147	368	428	314	742
ALL Management	SC	351	206	557	218	107	325	569	313	882
	ST	13	19	32	15	11	26	28	30	58
	OBC	57	28	85	38	22	60	95	50	145
	Others	3319	1956	5275	2908	1601	4509	6227	3557	9784
	Total	3740	2209	5949	3179	1741	4920	6919	3950	10869

Enrolment at Senior Secondary Level SEMIS 2011-12 (Commerce stream)

Enrolment at Senior Secondary Level SEMIS 2011-12 (Commerce stream)										
	Caste	Enrollment XI			Enrollment XII			Enrollment XI-XII		
		BOY	GIRL	TOTAL	BOY	GIRL	TOTAL	BOY	GIRL	TOTAL
Govt.	SC	114	131	245	80	93	173	194	224	418
	ST	1	5	6	0	3	3	1	8	9
	OBC	3	3	6	5	3	8	8	6	14
	Others	498	682	1180	464	604	1068	962	1286	2248
	Total	616	821	1437	549	703	1252	1165	1524	2689
Aided	SC	5	2	7	0	0	0	5	2	7
	ST	0	0	0	0	0	0	0	0	0
	OBC	3	3	6	0	1	1	3	4	7
	Others	417	173	590	360	129	489	777	302	1079
	Total	425	178	603	360	130	490	785	308	1093
Private Recognized	SC	10	4	14	5	6	11	15	10	25
	ST	3	4	7	2	1	3	5	5	10
	OBC	16	5	21	11	5	16	27	10	37
	Others	990	830	1820	843	751	1594	1833	1581	3414
	Total	1019	843	1862	861	763	1624	1880	1606	3486
Central	SC	21	16	37	7	7	14	28	23	51
	ST	1	1	2	3	0	3	4	1	5
	OBC	6	5	11	5	5	10	11	10	21
	Others	81	93	174	54	64	118	135	157	292
	Total	109	115	224	69	76	145	178	191	369
ALL Management	SC	150	153	303	92	106	198	242	259	501
	ST	5	10	15	5	4	9	10	14	24
	OBC	28	16	44	21	14	35	49	30	79
	Others	1986	1778	3764	1721	1548	3269	3707	3326	7033
	Total	2169	1957	4126	1839	1672	3511	4008	3629	7637

Enrolment at Senior Secondary Level SEMIS 2011-12 (Vocational stream)

Enrolment at Senior Secondary Level SEMIS 2011-12 (Vocational stream)										
	Caste	Enrollment XI			Enrollment XII			Enrollment XI-XII		
		BOY	GIRL	TOTAL	BOY	GIRL	TOTAL	BOY	GIRL	TOTAL
Govt.	SC	184	149	333	144	81	225	328	230	558
	ST	0	0	0	0	0	0	0	0	0
	OBC	3	2	5	0	0	0	3	2	5
	Others	722	682	1404	574	542	1116	1296	1224	2520
	Total	909	833	1742	718	623	1341	1627	1456	3083
	Aided	SC	0	0	0	0	0	0	0	0
ST	0	0	0	0	0	0	0	0	0	0
OBC	0	0	0	0	0	0	0	0	0	0
Others	0	0	0	0	0	0	0	0	0	0
Total	0	0	0	0	0	0	0	0	0	0
Private Recognized	SC	2	0	2	0	0	0	2	0	2
	ST	0	1	1	0	0	0	0	1	1
	OBC	0	2	2	0	1	1	0	3	3
	Others	31	14	45	14	11	25	45	25	70
	Total	33	17	50	14	12	26	47	29	76
Central	SC	0	4	4	0	5	5	0	9	9
	ST	0	0	0	0	0	0	0	0	0
	OBC	0	0	0	0	1	1	0	1	1
	Others	0	4	4	0	4	4	0	8	8
	Total	0	8	8	0	10	10	0	18	18
ALL Management	SC	186	153	339	144	86	230	330	239	569
	ST	0	1	1	0	0	0	0	1	1
	OBC	3	4	7	0	2	2	3	6	9
	Others	753	700	1453	588	557	1145	1341	1257	2598
	Total	942	858	1800	732	645	1377	1674	1503	3177

Transition Rate from Class VIII to IX

$$\frac{\text{Enrolment in Class IX} - \text{repeaters in class IX}}{\text{Enrolment in Class VIII in the previous year}} \times 100$$

Transition Rate from VIII to IX Classes- All Schools			
Social Category	Boys	Girls	Total
SC/ST	98.81	101.77	100.22
OBC	110.00	78.89	93.53
Others	96.37	96.68	96.50
Total	96.86	96.97	96.91

Transition Rate from VIII to IX classes - Govt. Schools			
Social Category	Boys	Girls	Total
SC/ST	98.85	101.50	100.10
OBC	100.94	60.66	79.39
Others	89.21	94.56	91.54
Total	90.97	95.01	92.76

Transition Rate from Class IX to X

$$\frac{\text{Enrolment in Class X} - \text{repeaters in class X}}{\text{Enrolment in Class IX in the previous year}} \times 100$$

Transition Rate from IX to X Classes- All Schools			
Social Category	Boys	Girls	Total
SC/ST	100.08	94.02	97.07
OBC	80.47	102.00	90.60
Others	98.59	100.23	99.31
Total	98.46	99.31	98.84

Transition Rate from IX to X classes - Govt. Schools			
Social Category	Boys	Girls	Total
SC/ST	97.32	94.69	96.01
OBC	71.32	76.47	73.59
Others	95.73	97.14	96.38
Total	95.49	96.22	95.83

Repetition Rate

$$= \frac{\text{Repeaters in Class n}}{\text{Enrolment of Class}} \times 100$$

Repetition Rate IX Classes- All Schools			
Social Category	Boys	Girls	Total
SC/ST	2.75	1.62	2.21
OBC	2.76	1.39	2.15
Others	1.22	0.91	1.09
Total	1.43	1.02	1.25

Repetition Rate IX Classes- Govt. Schools			
Social Category	Boys	Girls	Total
SC/ST	3.10	1.86	2.51
OBC	4.46	2.63	3.72
Others	2.14	1.48	1.84
Total	2.35	1.57	2.00

Repetition Rate X Classes- All Schools			
Social Category	Boys	Girls	Total
SC/ST	0.73	0.61	0.68
OBC	3.55	1.29	2.36
Others	0.67	0.69	0.68
Total	0.72	0.69	0.71

Repetition Rate X Classes- Govt. Schools			
Social Category	Boys	Girls	Total
SC/ST	0.66	0.59	0.62
OBC	5.15	2.50	3.95
Others	1.16	1.15	1.16
Total	1.14	1.06	1.10

Gender Gap at Secondary Level

$$= \frac{\text{Enroll of boys in IX-X} - \text{Enroll of girls in IX-X}}{\text{Total Enrolment in IX-X (Boys + Girls)}} \times 100$$

Gender Gap at Secondary Level (SEMIS 2011-12)	
Caste	Gender Gap
SC	3.54
ST	15.94
OBC	3.70
Others	13.09
Total	11.67

Dropout Rate for Secondary

$$= \frac{\text{Enroll in Class IX in 2009-10} - \text{Enroll in Class X in 2010-11}}{\text{Enrolment in class IX 2009-10}} \times 100$$

Drop Out Rate from IX to X classes:

Drop Out Rate- All Schools			
Category	Boys	Girls	Total
SC	-0.82	5.39	2.27
All	0.82	0.00	0.45

Drop Out Rate- Govt. Schools			
Category	Boys	Girls	Total
SC	2.03	4.75	3.39
All	3.41	2.75	3.10

Drop Out Rate from VIII to IX classes:

Drop Out Rate- All Schools			
Category	Boys	Girls	Total
SC	-1.61	-3.44	-2.48
All	1.73	2.03	1.86

Drop Out Rate- Govt. Schools			
Category	Boys	Girls	Total
SC	-2.01	-3.42	-2.68
All	6.84	3.47	5.35

Retention Rate for Secondary = 100 – Dropout Rate

Retention Rate- All Schools			
Category	Boys	Girls	Total
SC	100	94.61	97.73
All	99.18	100	99.55

Retention Rate- Govt. Schools			
Category	Boys	Girls	Total
SC	97.97	95.25	96.61
All	96.59	97.25	96.9

Retention Rate from VIII to IX classes:

Drop Out Rate- All Schools			
Category	Boys	Girls	Total
SC	100	100	100
All	98.27	97.97	98.14

Retention Rate- Govt. Schools			
Category	Boys	Girls	Total
SC	100	100	100
All	93.16	96.53	94.65

Total number of teachers at Secondary level with Qualification details.

Secondary Teacher with Qualification detail									
Total		UG		Graduate		PG		Phd/M.Phil	
M	F	M	F	M	F	M	F	M	F
423	1680	15	12	140	418	234	1163	34	87
2103		27		558		1397		121	
Total = 2103									

Higher Secondary Teacher with Qualification detail																					
Total		Arts				Science				Commerce				Vocational				Others			
M	F	PG		Phd		PG		Phd		PG		Phd		PG		Phd		PG		Phd	
		M	F	M	F	M	F	M	F	M	F	M	F	M	F	M	F	M	F	M	F
256	903	79	354	13	75	90	190	17	40	30	152	4	16	20	69	2	6	1	1	0	0
1159		433		88		280		57		182		20		89		8		2		0	
1159																					

Distribution of Schools having computers for students							
State: Chandigarh		Management: All Management			Year: 2011-12		
District	School Categories						
	Sec. Only	Hr. sec. Only	Intermediate/Junior college	Degree college	Post graduate college	No Response	Total Schools
1 CHD	59	75	0	0	0	0	134
All districts	59	75	0	0	0	0	134

Schools having not computers for students

Sr. No.	School Name
1	GHS - 19
2	GMHS DHANAS
3	ST MARY SCHOOL 46B

Distribution of Schools having playground							
State: Chandigarh		Management: All Management			Year: 2011-12		
District	School Categories						
	Sec. Only	Hr. sec. Only	Intermediate/Junior college	Degree college	Post graduate college	No Response	Total Schools
1 CHD	60	75	0	0	0	0	135
All districts	60	75	0	0	0	0	135

Schools having no playground

Sr. No.	School Name
1	INSTITUTE OF BLIND 26
2	GHS I AREA I COL 4

Distribution of Schools having Furniture for teachers							
State: Chandigarh		Management: All Management			Year: 2011-12		
District	School Categories						
	Sec. Only	Hr. sec. Only	Intermediate/Junior college	Degree college	Post graduate college	No Response	Total Schools
1 CHD	61	76	0	0	0	0	137
All districts	61	76	0	0	0	0	137

Distribution of Schools having urinals							
State: Chandigarh		Management: All Management			Year: 2011-12		
District	School Categories						Total Schools
	Sec. Only	Hr. sec. Only	Intermediate /Junior college	Degree college	Post graduate college	No Response	
1	CHD	61	76	0	0	0	137
All districts		61	76	0	0	0	137

Distribution of Govt Schools having Science integrated labs						
District	School Categories					Total Schools
	Sec. & Hr. sec. Only	Intermediate/ Junior college	Degree college	Post graduate college	No Response	
1	CHD	71	0	0	0	71

Govt. Schools having not integrated labs

Sr. No.	School Name
1.	GMHS 12
2.	GSSS RAIPUR KHURD
3.	GHS MAULI COLONY
4.	GHS SARANGPUR
5.	GMHS 25
6.	GMHS DHANAS
7.	GHS KAJHERI
8.	GHS KARSAN PH 2
9.	GHS I AREA I COL 4
10.	GHS DARIA

Distribution of Schools having Library Facility						
District	School Categories					Total Schools
	Sec. & Hr. sec. Only	Intermediate/ Junior college	Degree college	Post graduate college	No Response	
1	CHD	135	0	0	0	135

Schools having not Library Facility

Sr. No.	School Name
1	GHS - 19
2	GHS 46

CHAPTER IV

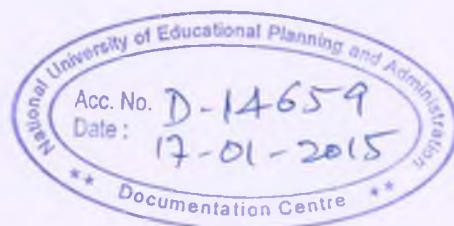
Planning Process

The AWP&B 2012-13 has been framed in consonance with the decentralized planning process with emphasis on disaggregated target setting & participatory planning approach. For planning & implementation at grass root level, bottom up approach has been followed by RMSA. For drawing up the AWP& B 2012-13 the process of planning has initiated from the cluster level. Each cluster has constituted planning teams at their level in which adequate representation has been given to all the stake holders i.e. children, parents, teachers, community & NGOs. The aim of education is expected to reflect the current needs & aspiration of a society as well as its lasting values. Chandigarh has ensured that the physical spaces of schools can be transformed into learning spaces by enduring certain basic provisioning such as training to teachers.

Rashtriya Madhyamik Shiksha Abhiyan (RMSA) is aimed at expanding and improving the standards of secondary education - classes IX & X. The RMSA would also take secondary education to every corner of the country by ensuring a secondary school (up to class X) within a radius of 5km for every neighbourhood. Rashtriya Madhyamik Shiksha Abhiyan (RMSA) which is the most recent initiative of Government of India to achieve the goal of universalisation of secondary education (USE).

The vision for secondary education is to make good quality education available, accessible and affordable to all young persons in the age group of 14-18 years. With this vision in mind, the following is to be achieved:

- To provide a secondary school within a reasonable distance
- Ensure universal access of secondary education
- Universal retention
- Providing access to secondary education



Main objectives

- To ensure that all secondary schools have physical facilities, staffs and supplies at least according to the prescribed standards through financial support in case of Government/ Local Body and Government aided schools, and appropriate regulatory mechanism in the case of other schools
- To ensure that no child is deprived of secondary education of satisfactory quality due to gender, socio-economic, disability and other barriers
- To improve quality of secondary education resulting in enhanced intellectual, social and cultural learning
- To ensure that all students pursuing secondary education receive education of good quality

In the context of Universalisation of Secondary Education (USE), large-scale inputs & facilities need to be provided to meet the challenge of numbers, credibility and quality. It inter-alia requires assessment/ provision of educational needs, physical infrastructure, human resource, academic inputs and effective monitoring of implementation of the programmes. Quality schooling is to ensure the relevance of education in practical life. Enrolment and retention at secondary level can be improved with quality education.

Following strategies for universalising access to secondary education & improving its quality are as under:

- To follow the common school system and common curriculum.
- Subject-specific teachers for all the six core-subjects of secondary classes in each school will be maintained.
- All the teachers in place for secondary classes will be qualified and trained
- Adequacy of teachers will be ensured for additional Enrolment where the pupil teacher ratio will be maintained at 25:1.
- For the professional development of teachers and innovate techniques in teaching practices, every teacher will undergo in-service training for 05 days per year. Non-teaching activities will be minimised to increase the number of days available for teaching activities.

- It is not only the availability of teacher but their quality and commitment that matters in quality of schooling. Teachers' attendance rate in schools will be increased and to monitor their attendance by School Management Committee (SMC) will be involved.
- To improve the commitment of teachers they will be awarded with incentives by their performance measured in terms of learning achievements of children. Teachers accountability will be fixed by grading their performance level.
- To improving the availability of learning resources wherein every school with secondary classes will be having a science laboratory with required equipments, library with sufficient number of books, computer lab with internet connectivity.
- National Curriculum Framework 2005 will be followed and the availability of textbooks and other teaching learning material in accordance with NCF (2005) will be ensured.
- Although there will not be change in number of instructional days in a academic year, there will be change in instructional time of teacher where gradual reduction of instructional time is planned to increase the students learning opportunity. Change in classroom practices and use of innovative methodologies will be encouraged. An active student's participation will be ensured. The children will be encouraged to debate, discuss, question on topics and have dialogue with teachers.
- For improving learning achievement at school-level, merit scholarship for the outstanding students will be instituted. The learning outcomes in terms of percentage of low achievers will be improved.
- Achieving the goal of universalization of secondary education must also ensure the universal performance (quality) at a predetermined level (i.e. at least 60 per cent of the children at secondary level will achieve 60 per cent mastery over subjects and the other learning tasks).
 - Providing required infrastructure like black board, furniture, library, science & mathematics laboratory, computer lab, and toilet blocks.
 - Appointment of additional teachers
 - Bridge courses for plugging the learning gaps for students passing out of class VIII
 - Provide fullest opportunity for socialisation to children coming from diverse socio-economic background.

Expanded access to secondary schooling has to address the question of quality for improving participation and completing the secondary grades. Increasing the mean years of schooling in the population will have developmental consequences; Provided there are learning gains from additional time spent in school and the learning is relevant to life in future for livelihoods. For this purpose improvement in interventions like curriculum, pedagogy, relevance and teacher education is most desired to create good opportunities to learn which can even offset disadvantages of family back ground. Enrollment and retention at secondary level can be improved with quality education. Availability of adequate and appropriate teachers is a precondition for improving quality. Therefore in this annual plan budget for professional development of teachers through in- service training; improvement in the availability of learning resources to be in tune with National Curriculum Framework 2005, strengthening of resource institutions for promoting innovations in class room practices, study tour for teachers and for improving achievement level of students have been proposed. Following targets have been drawn to improve the indicators of quality.

Targets for Quality Improvement during 2012-13

- Rationalization and of deployment of teachers for equality of PTR in all schools and to reduce PTR from 1:30 to 1:25.
- Creation of additional posts of librarians, lab attendant other staff.
- Improve performance of students
- Improve transition rate from class VIII to IX
- Reduce dropout rate at secondary stage
- Survival rate at secondary level to be improved
- Impart in service training to 50% of the teachers teaching at secondary stage.
- Improve teaching learning process by increasing the learning opportunity time.
- Promote use of Teaching Learning Material.
- Promote Technology Assisted teaching in at least 60% schools.
- Promoting e-learning
- Strengthening institutional support for meeting academic needs of Secondary Education.
- Improvement in Examination and Evaluation system by adopting CCE and Grading system.
- Arrangements for guidance and counseling at secondary level
- Improve Promotion rate at secondary level

- Setting up and strengthening of Libraries in all schools at secondary level.
- Strengthening of Science , Maths , Social Science and other labs
- Encourage Community Participation by enhanced participation of Management Committees constituted at school level.
- Conduct of seminars for students of classes IX & X.
- Conduct of study visit
- Capacity building of teachers, CRCCs, Heads & URCCs.

CHAPTER V
BUDGET PROPOSED FOR RECURRING ACTIVITIES
RMSA 2012-13

QUALITY PLAN (RMSA) 2012-13

TOTAL BUDGET

Rs.141.919 lacs

Rashtriya Madhyamik Shiksha Abhiyan (RMSA) aims at making good quality education available, accessible and affordable to all children in the age group of 14-18 years.

After completion of eight years cycle of elementary schooling, a child enters in Secondary Education stage, which is considered as a crucial stage in the educational hierarchy as it prepares the children for higher education. RMSA is a step forward after SSA in the direction of expanding and improving the standards of secondary education. Keeping this vision in mind, secondary school within a distance of 5 Km is to be provided .All marginalized categories are to be brought in the fold of education by ensuring access to secondary education. U.T., Chandigarh is making efforts in the direction of achieving following objectives for taking the vision of RMSA forward.

Main Objectives

- To ensure that all secondary schools have physical facilities, staffs and supplies at least according to the prescribed standards through financial support in case of Government/Local Body and Government aided schools, and appropriate regulatory mechanism in the case of other schools.
- To ensure that no child is deprived of secondary education of satisfactory quality due to gender, socio-economic, disability and other barriers.
- To improve quality of secondary education resulting in enhanced intellectual, social and cultural learning.
- To ensure that all students pursuing secondary education receive good quality of education. Further U.T. will endeavor hard to improve following enabling conditions to meet the challenge of numbers, credibility and quality:
- Required infrastructure.

- Provision of capacity building of teacher, Heads/Principals through In-Service training Programmes.
- Conducive environment for enhancing learning level of students.
- Desired changes in teaching learning process.

Improvement in quality is one of the main thrust areas of RMSA .Quality based education plays important role in teaching learning process. The Quality of education includes many factors right from the physical environment of the classroom to teaching learning process and academic support to the teachers and Heads/Principals of the schools.

In-Service training Programmes

Budget-Rs. 6.585 Lacs

Rashtriya Madhyamik Shiksha Abhiyan aims at universalisation of quality education at secondary stage. The focus of RMSA is on overall development of children on both curricular & co-curricular aspects. For this purpose encouragement to Active learning pedagogy, participatory approach, understanding with reasoning, exposure to life skills etc needs to be given. Since the teacher is considered as the most important & responsible component in the education system, who provide opportunity to the learners to learn at their pace & can facilitate them in learning with understanding by giving them a variety of experiences & chances to learn, it is necessary to enable the teachers to continuously upgrade their knowledge & teaching skills through In-Service training programmes. In view of this, during the year 2012-13 In-Service teacher training will be carried out. In 2012-13, 300 teachers teaching classes IX & X will be covered under 05 days In-Service teacher training. During the training programmes, sessions on subject enrichment & different pedagogical practices will be ensured. It is mandatory to create a pool of resource persons who will be actively involved in various In-Service training programmes. U.T has already constituted a group of resource persons, who have been contributing in various state level In-service training programmes. Further, resource persons from schools local colleges & university will be involved for strengthening of existing pool of resource persons, who will participant in difference training under RMSA. To update their information about RMSA, various quality interventions & for renewal of pedagogical practices as per the need of the teachers, 02 days orientation programme for key resource persons has been proposed. Similarly capacity building of existing 20 librarians and 50 Laboratory Assistants has been planned for quality improvement.

In-Service Training Programme (2012-13) -- A Broad Outline

A. In-Service Teacher Training (05 days)

Sr. No.	Focus Area	Target Group	Month & Duration	Physical Target
	Enrichment of subject content, Active learning Pedagogy, Learning with understanding & reasoning, CCE, Understanding principles behind child centered education, Classroom for All, Learning through discovery & exploration, Addressing behavioral & adolescent problems, Making Power point presentations, , Action Research, Peer learning etc.	TGTs teaching classes 9 th & 10 th	Aug, Sept, Nov. & Jan. 2013	300 Teachers

B. Capacity Building of Key Resource Persons (02 days)

	To undertake various training programmes as per revised scenario. (Keeping in view RTE, NCF & CCE, Participatory Approach, Behavior management etc.)	Members of SRG & Group of Academician from University, local Colleges & Schools	August, September (02 days)	35 Persons
--	--	---	-----------------------------	------------

C. Capacity Building of Principal/Head of the Schools (05 days)

	Educational, Personal relational intellectual & organizational Leadership qualities,	Principals /School heads	Oct./Dec. (05 days)	81 persons
--	--	--------------------------	---------------------	------------

d. Capacity Building of Librarians

	Upkeep of libraries, technology in maintaining various records pertaining library.	School Librarians	Nov./Dec.	20 persons
--	--	-------------------	-----------	------------

e. Capacity Building of Laboratory Assistant

	Upkeep of laboratories, maintenance of records, use of laboratories for smooth transition.	School Lab Laboratory Assistants	Nov./Jan 2013	50 persons
--	--	----------------------------------	---------------	------------

- **In-Service Teacher Training** **Budget- Rs. 4.50 lacs**
05 days In-service teacher training to 300 teachers teaching at secondary level to be organized by incurring an expenditure of Rs.300 per day per teacher.
- **Capacity building of Principals / Heads** **Budget- Rs. 1.215 lacs**
05 days training to 81 Principals/Heads of Schools is proposed @ Rs.300/- per person per day.
- **Capacity Building of Key Resource Persons** **Budget- Rs. 0.24 lacs**
02 days orientation of 40 Key Resource Persons @Rs.300/- per person is to be organized.
- **Capacity Building of Librarians** **Budget- Rs. 0.18 lacs**
03 days training for 20 existing librarians @Rs.300/- per person per day is to be organized.
- **Capacity Building of Laboratory Assistant** **Budget- Rs. 0.45 lacs**
03 days training it is proposed for 50 existing laboratory Assistant @Rs.300/- per person per day.

In-Service Training Programmes

Sr. No.	Type of Training	Days	Physical Target	Fin. Target (In lacs)	Head
1.	In-Services Teacher Training	05	300	Rs. 4.50	Rs.6.585 lacs Training
2	Capacity Building of Key Resource Persons	02	40	Rs. 0.24	
3.	Capacity Building of Principals/heads	05	81	Rs.1.215	
4.	Capacity Building of Librarians	03	20	Rs. 0.18	
5.	Capacity Building of Laboratory Assistant	03	50	Rs. 0.45	

➤ **Training Modules**

Training Modules are basic requirement before conduct of any training/ orientation programme. Training modules in different subject areas and pedagogical skills are proposed to be procured in 2012-13 from NCERT/IGNOU. Expenditure involved will be met out of savings of In-Service teacher training 2012-13.

➤ **School Grant**

Budget-Rs.40.50 lacs

During the year 2012-13, 81 Govt. schools at secondary level will be provided school grant @ Rs.0.50 lacs per school annually along with the guidelines at cluster level for further distribution to school. This grant is provided to all govt. schools at secondary level to equip the schools with facilities & for repair / replacement of laboratory equipment , purchase of lab consumables, purchase of books,

periodicals, newspaper, P.A system, racks ,electricity charge, water charges, purchase of sports equipment, music, dance, painting culture teacher aids, teaching learning material , maps, charts, stationery etc. This grant can also be used for conducting sports day/ annual day, organizing meetings etc. Budget proposed for 81 schools is Rs.40 50 lacs (i.e Rs.0.50 lacs per school x 81 schools.)

➤ **Minor Repair Grant**

Budget-Rs.20.00 lacs

In 2012-13, 80 Govt. schools at secondary level will be provided minor repair grant @ Rs.0.25 lacs per school along with the guidelines at cluster level for further distribution to schools. This grant is available only for Govt. schools having their own pucca building. Minor Repair grant will be used for repair of school building, toilets, playground, computer electrical fitting, white washing, painting, sanitary, furniture & other fittings. Budget proposed for this grant is Rs.20.00 lacs (i.e. Rs.0.25 lacs x 80 schools).

➤ **Camping / excursion trip for students of class IX**

Budget-Rs. 21.984 lacs

To promote life skills, broaden the outlooks of the student & to give students a chance to get firsthand experience, there is a need of taking the children for picnic, camping & excursions. These type of activities are the integral part of the school curriculum to broaden the outlook of students & involve interaction with social & cultural surroundings, activity based learning & exposure to life skills. For this purpose places like museum, historical places, Vidhan Sabha etc will be considered. The advantages of the excursion/ camping in brief are:

- Learning through direct experience
- Supplement the classroom activities
- Participating in such activities encourage the students
- Add to the mental & social development of the children
- Help in developing the qualities of leadership, tolerance & team spirit among the students.
- Add to the variety in social programmes
- Developing the aesthetic sense in the youth

Keeping this in view it is proposed to organize 01 day camping/picnic or local excursion for the students of class IXth @Rs.200/- annually.

Budget proposed Rs.21.984 lacs i.e Rs.200/- for 10992 students of class IX.

➤ Strengthening of Guidance & counseling services at school level

(Budget-Rs.6.00 lacs)

Guidance services in the schools are almost missing. In the absence of guidance service, the students community faces large number of problems such as indiscipline, absenteeism, wastage & stagnation, mass copying in the examinations, poor relations between teacher & taught, groupism, changes in adolescent period etc. Only the trained & competent persons who are fully interested & dedicated are the right person for this duty. Guidance is an inclusive programme aiding pupils to achieve their optimum growth.

Thus services rendered by way of guidance for the all round development of personality of the child should form an integral part of the school programme.

Organization of the good guidance services in the school involves cooperation of the whole staff, head of the institution, parent of the children & children itself.

Guidance services have a number of advantages which are given below:

1. Through guidance services the students are able to choose the subject of their choice from different streams.
2. Availability of guidance & counseling services in the school itself help the students immensely. They can seek guidance whenever they find its necessity.
3. There is reduction of frustration from the minds of the students. Thus chances of getting astray are less.
4. The students become self disciplined. Problems of indiscipline in the school are reduced.
5. There is a channelization of extra energies of students. The students are kept busy in different types of programmes.

For strengthening guidance & counseling services in the schools, following points will be considered:

1. The school counselor or guidance master be appointed. Under his leadership planning for various programmes be made.
2. They can arrange a number of extension lectures.
3. Promotion of adolescent education-awareness programmes relating to HIV/AIDS

Thus there is need of setting up good guidance & counseling services .Keeping in view U. T. Chandigarh is planning to appoint 05 counsellors @ Rs. 0.20 lacs for 06 months. i.e Rs.6.00 lacs (.Rs.0.20 lacs x 06 mnths x 5 counselors)

➤ **Sports Equipment**

Budget-Rs.16.20 lacs

Chandigarh is one of India's premier sporting cities. To maintain & enhance sports activities Chandigarh needs to promote sports activities in schools. Besides cognitive development or classroom teaching, development of psychomotor & affective domains is also important. Sports activities will create interest among children & motivate them to attend school regularly. During the previous years, no budget for this activity was proposed. During the year 2012-13, U.T. Chandigarh is planning to involve students of classes IX & X in various sports activities. Hence it is proposed to procure sports equipment (indoor & outdoor) such as basketball, football, hockey, bats, disc, chess, table tennis, badminton, skipping ropes, carom boards. For this purpose a budget of Rs.0.20 lacs as per the norms of RMSA per school for 81 schools at secondary level is proposed.

Budget for this is Rs.16.20 lacs (Rs.0.20 lacs x 81 schools)

➤ **Study tour for teachers outside the state**

Budget-Rs.8.00 lacs

RMSA is aimed at expanding & improving the standards of secondary education. Quality of education at secondary level depends on quality of teaching learning process. Teachers need to explore our learners to the in evitable changes. By holding these type of activities teachers get opportunity to share their views & provide the opportunities of social get together to many intellectuals & it will be a platform to exchange their ideas & sharing their good practices. This enabled them to broaden their learning & acquire new knowledge in a cultural environment different from their own & they also learnt about the education system of other states. They will also visit different schools for an interaction with the student & staff members. To promote practical skill, U.T Chandigarh is planning to organize 03 days study tour for 40 teachers/officials from clusters (at least 04 teachers from each cluster). Budget proposed as per the norms of RMSA is Rs.8.80 lacs (Rs.0.20 lacs x 40 persons)

➤ **Science Kits**

Budget-Rs.12.15 lacs

There is a need to focus on improvement of classroom processes & make teaching- learning centric. To advocate the principles of joyful learning through active participation, learning by doing, teachers need Science Kits to support the textbook & these kits are prime use of creating interest among students of classes IX & X.

At secondary level focus will be accelerating leaning outcome by achieving competencies as envisaged across science. It will be achieved by concentrating the following:-

- Emphasis on subject specific quality processes in science in class-room transaction by focusing on changed thinking from behaviorist approach to constructivist approach.
- Promote project & leisure time activities in science.
- Children have to be exposed to experiential learning through science kits

Keeping in view, it is proposed to procure 10 science kits per school @ Rs. 1500/- per kit as per the norms of RMSA. Budget proposed for this activity is Rs. 12.15 lacs i.e. (Rs. 1500 x 81 schools x 10 kits)

➤ **Study tour for students outside the state**

Budget-Rs. 8.50 lacs

To expose the students to different culture, historical event or some other exposure, U.T. Chd. is planning to organize 01 day study tour for 405 students studying in class X (05 students from each school). Study tour to other states fosters a spirit of unity & oneness. The students develop contacts with the people of other region & states, which broaden their horizon. Keeping in view, budget proposed for this activity is Rs.8.50 lacs (Rs.2000 per student x 425 persons (405 students & 20 teachers i.e. 01 teacher after every 20 students)

➤ **Science Fair**

Budget-Rs.1.00 lacs

By coordinating a Science fair, it will be helping students to think 'outside the box'. Science fair projects, provide students the opportunity to think critically & address their interest through inquiry based learning. Keeping this in view U.T. Chd. is planning to conduct a Science fair for the classes IXth & Xth at State Institute of Education, Sec-32. The proposed budget for this activity is Rs.1.00 lacs as per the norm of RMSA. This amount may be utilized for organizing , putting up of stalls, travelling expenses, refreshment, prizes, participation certificates, video coverage, photography etc.

Book Fair

Budget-Rs.1.00 lacs

Books are considered as our best companion. Especially, for students & teachers, books are no lesser than blessings which help them grow with ever changing scenario .To upgrade their knowledge & to enhance the ability to read with comprehension & reasoning & to expose the students to a variety of books on subject content, General Knowledge , IT and other reference books, U.T. Chd. is planning to organize a book fair. For exhibition of different books from different publications, publishers/publication houses will be invited. A budget of Rs.1.00 lacs. is proposed for this purpose as per norms of RMSA.

RMSA (Children with Special Needs)

One of the main objectives of RMSA is to ensure that no child is deprived of secondary education with satisfactory quality, due to gender, socio-economic, disability and other barriers. In order to provide secondary education to CWSN in the age group of 14-18 years and enrolled in schools, a scheme- Inclusive Education for Disabled at Secondary Stage is being implemented but it does not cover out of school CWSN. Further, according to section 3 (2) of chapter 2 of RTE Act 2009 which mandates that CWSN are to be provided need based support as per the clause (!) of section 2 and chapter V of PWD Act, 1996 in the age group till 18 years. SSA is providing support to CWSN in the age group of 6-14 years but CWSN who are out of school are not being covered in any of the scheme. In order to provide support to CWSN who are out of school, a comprehensive survey was conducted and according to the survey report there are in total 34 CWSN in the age group of 14-18 years who are out of school. The disability wise breakup of the CWSN identified is as under:-

Disability	Boys	Girls	Total
HI	1	0	1
MD	6	4	10
MI	2	1	3
MR	6	8	14
OH	4	2	6
Total	19	15	34

1) **Appointment of Resource Teachers (Special Education):-** Support to out of school CWSN cannot be provided until, Special educators or trained faculty in the field of Special Education is not appointed. (As per the data out of 34 out of school CWSN, 14 are children with mental retardation). As such it is proposed to appoint 3 special educators @ Rs. 28,600/- per month for 5 months. Thus, total budget proposed is Rs. $(28,600 \times 5 \times 3) =$ Rs. **4,29,000/-**

2) **Training on Life Skills to CWMD, CWMI and CWMR:-** Out of the 34 out of school CWSN, 27 CWSN are from multiple disability, Mental Illness and mental retardation categories, for whom it is not possible to provide normal curriculum. The focus of training of these children shift to the vocational training, in order to make them independent. The initial vocational training and assessment be provided by the special

educators. A budget of Rs. 50,000/- is proposed for assessment and procuring raw material for life skill training.

3) Open Schooling for children with Hearing Impairment and Orthopaedic Handicaps:-

As per the survey, there are 20 out of school CWSN with hearing impairment and orthopaedic handicap mental illness and multiple disabilities. The intellectual ability of these CWSN is at par with the non disabled children as such they can follow normal curriculum with adaptations. In order to provide support to these CWSN, it is proposed to cover them under open schooling facility since there are lot of concessions available for children with disabilities. As such it is proposed following budget is proposed for this intervention.

S.No	Particulars	Amount
1	Registration fees @ Rs. 1000/- per child for 20 CWSN	Rs. 20,000/-
2	Examination fees @ Rs.150/- per subject for 5 subjects	Rs. (150*20*5) = Rs. 15,000/-
3	Stationery items and educational kit @ Rs. 600/- per child	Rs. (20*600)= Rs.12,000/-
	Total	Rs. 47,000/-

Thus, total budget proposed is Rs. 47,000/-

4) Escort and Transport Facility:- In order to bring CWSN to the school / training centre, it is proposed to provide escort / transport facility @ Rs. 300/- per child per month for 5 months. Thus total budget proposed is Rs. (34*300*5) = Rs.51,000/-

S.No	Particulars	Amount in (Rs./-)
1	Appointment of Resource Teachers (Special Education)	4,29,000
2	Training on Life Skills to CWMD, CWMI and CWMR	50,000
3	Open Schooling for children with Hearing Impairment and Orthopaedic Handicaps:-	47,000
4	Escort and Transport Facility	51,000
	Total	5,77,000/-

INNOVATION:

Education of children belonging to SC/ST/OBC.

Rs. 148.48 lac

The Rashtriya Madhyamik Shiksha Abhiyan has Special focus on educational development of children belonging to the scheduled castes, scheduled tribe, other backward classes. It must be ensured that every activity under the programme must identify the benefit that will accrue to the children from the above mentioned communities. In the terms of NCF 2005, all children must succeed irrespective of their social backwardness and gender. The system should be such that responds to the local needs and children from different backward grounds must feel comfortable in schools. Use of home language and more flexible evaluation strategies are required.

The table given below gives the enrolment position at Secondary level in govt. schools:

Enrollment at Secondary Level SEMIS 2011-12- Govt. Schools										
		Enrollment IX			Enrollment X			Enrollment IX - X		
Govt.	Caste	BOY	GIRL	TOTAL	BOY	GIRL	TOTAL	BOY	GIRL	TOTAL
	SC	1060	963	2023	1060	1019	2079	2120	1982	4102
	ST	6	4	10	1	3	4	7	7	14
	OBC	112	76	188	97	80	177	209	156	365
Total		1178	1043	2221	1158	1102	2260	2336	2145	4481

To meet these goals of of RMSA, we propose to start the following activities in the year 2012-13.

Total no. of children : 4481

Sr. No.	Item Name	Total Cost Rs. In lac
1.	Special teaching classes/remedial classes (after school hours by qualified teachers appointed by SMDC) especially for the children who are not doing academically well (120 teachers 3 in each centre @150/- per hour per day for approx 1200 children (approx 30 children in a group) of class IX. (approx 25 days)in a month.	27.00 (120 teacher@150*25*6 months)
2.	Providing text books and stationery kits etc. @Rs.600 per child per annum for 4481 students of 9 th and 10 th class	26.88
3.	Interactive session with parents on quarterly basis: Expenses on refreshment @Rs.30 for approx 8962 parents	8.06
4.	Provision for scholarship to the children securing A grade in IX class @Rs.500/- approx 500 children	2.50
5.	In order to motivate and encourage to ST/ST/OBC students for attaining secondary education and for enhancing employability skills, it is proposed to impart skill courses (like beauty culture, housekeeping, soft toy making, bakery and confectionary, mobile repairing and requirement proposed by SMDC) for 100 hours by hiring the services of the part time instructors <ul style="list-style-type: none">Honorarium to instructor for 100 hours @rs.150/- per hour for 81 instructors (Rs.12.15 lac)Raw material @Rs.5000/- for 81 schools (04.05)Contingency @Rs.1000/- for 81 schools (0.81)	17.01

Sr. No.	Item Name	Total Cost Rs. In lac
6.	Children belonging to ST/ST/OBC require various awareness and recreational activities. As such during 2012-13 Excursion trip will be organized to Science city Kapurthala @Rs.550 per child. Thus total budget of Rs.24.64 lac (550*4481 students of 9 th and 10 th) is proposed.	24.64
7	Uniforms for 2221 students of class 9 th @Rs.500/-	11.10
8.	To encourage greater participation of girls in the secondary stage National Scheme of Incentives to girls for secondary education had been launched in June 2008. The scheme covers all eligible girls belonging to SC/ST communities who pass class VIII. As per the scheme, a sum of Rs.3000/- will be deposited in the name of eligible girl as fixed deposit and she would be entitled to withdraw it with interest thereon on reaching 18 years of age. FDR of Rs.3000 for 1043 girls (if girl students increased then out of the saving of component; these girls students will be covered.	31.29
Total		148.48

Girl's Education

Rs.78.93 lac

Girls Education is the primary focus in RMSA. The participation of the women in the affairs of the school will be ensured through constitution of SMC.

The dropout rate of girls at secondary level is comparatively higher in Northern states as per RMSA. Therefore special incentive to girls education need to be provided, so that they are able to overcome obstacles such as poverty domestic/sibling responsibilities girls child labour, low preference to girls education, preference to marriage over education etc. The present scenario of participation of girls in UT Chandigarh can be viewed as per the following statistical information provided under SEMIS 2011-12.

Class	Enrollment of Girls
IX	3931
X	3916
Total	7847

According to the data of SEMIS 2011-12 there is a gender gap of 11.67 at secondary level. Normally, it is observed that girl students drop out after completing elementary grades because of their family conditions earning livelihood for family, various adolescent and sex issues related girls and lack of awareness among the community members, SEMIS data 2011-12 reveals that there is overall dropout of 3.10 at secondary level whereas, in case of girl students it is 2.75.

Category	Dropout Rate-Govt. Schools		
	Boys	Girls	Total
SC	2.03	4.75	3.39
All	3.41	2.75	3.10

Source: SEMIS 2011-12

SEMIS data reflects that the transition rate of girls from VIII to IX class is 95.01 whereas of boys it is 90.97. There is light improvement in the transition rate of girls from IX to X i.e. 96.22.

	Transition Rate of from VIII to IX	Transition rate of from IX to X
Boys	90.97	95.49
Girls	95.01	96.22

Source: SEMIS 2011-12

SEMIS data reveals that 1.57% girls repeat in class IX and 1.06% in class X

Repetition Rate (in Govt. schools)

	Class-IX	Class-X
Boys	2.35	1.14
Girls	1.57	1.06

In order to reduce the repetition rate or dropout rate among girls and to increase the rate of transition from VIII to IX class without dropouts, following strategies/interventions are proposed for 2012-13

Sr. No.	Item Name	Total Cost
1	Providing text books and stationery kit etc. @Rs.600 per child per annum for 7847 girls of 9 th and 10 th class	47.08
2	To motivate the girl students of class 9 th and 10 th to attend the classes regularly attendance scholarship is proposed for top 3 girl students in each class from 3 sections @Rs.200/-per month for 6 months approximately 586 girls.	5.83
3.	Adolescent girls enrolled in 9 th & 10 th class need to be given counseling/awareness about various hormonal changes and tips for health and hygiene In order to make them aware about the issues it is very important that seminars/awareness camps may be organized at school level and provided them personal health & hygiene kits@Rs.50/- for approx 10000 girls studying in 9 th & 10 th classes thus benefiting adolescent girls. As such it is proposed that 2 days seminar/awareness camps at school level by inviting counselors/medical experts so that the queries of girls may be addressed properly. A budget of Rs.7.03 lac @Rs.2500 for 81 schools (for 2 days is proposed).(2500*81*50*10000)	7.03

4	Karate training/Self defense training for periphery schools after/before hours (for approx 2000 girls of 9 th class) <ul style="list-style-type: none"> • Honorarium to part time instructors(@RS.150/- per hour X 2hours daily X 30 days X approx 81 centres for 25 children in each centre. 	7.20
5.	One day Education trip @Rs.300/- is proposed for 3931 girls of class 9 th i.e. Ucha Pind, Sanghol, Virasat-E-Khalsa , other historical and religicus places nearby Chandigarh	11.79
Total		78.93

RMSA Plan- Out of school children

Budget outlay for dropout OOSC 2012-13

Rs.57.53 lac

The Rashtriya Madhyamik Shiksha Abhiyan recognizes the need for special efforts to bring the out of school children, especially girls and children from disadvantaged sections, to school. This would require a proper identification of children who are out of school in the course of micro-planning. It also calls for involving women, SC/ST, OBC and Minorities through participatory processes in the effective management of schools.

To bring the out of school children back to the mainstream of formal education MIS unit of UT Chandigarh conducted a survey of Out of school children the report of which is enclosed herewith as annexure-A. In the survey 1441 out of school children have been identified. The following budgetary provisions are proposed for supporting these children as under:

Sr. No.	Item/Purpose	Amount(in Lacs)																
1.	Honorarium to special coaching teachers for 52 days (Saturday & Sundays)only for six months@Rs.150/- per hour per day in 20 clusters (5 teachers in each subject) (150*52*100)	7.80																
2.	Stationary kits(notebooks, practical note book, pen, geometry box etc.) @Rs.300/- per child for 1441 students	4.32																
3.	Examination fee & Regn. Fee for National Institute of Open schooling (NIOS)	25.83																
	<table border="1" style="width: 100%; border-collapse: collapse;"> <thead> <tr> <th style="width: 10%;"></th> <th style="width: 20%;">Registration Fee</th> <th style="width: 30%;">Examination fee</th> <th style="width: 40%;">Total</th> </tr> </thead> <tbody> <tr> <td style="text-align: center;">Boys (825)</td> <td style="text-align: center;">1000</td> <td style="text-align: center;">Rs.150 each for six subjects (150*6=Rs.900)</td> <td style="text-align: center;">1567500</td> </tr> <tr> <td style="text-align: center;">Girls (616)</td> <td style="text-align: center;">750</td> <td style="text-align: center;">Rs.150 each for six subjects(150*6=Rs.900)</td> <td style="text-align: center;">1016400</td> </tr> <tr> <td colspan="3" style="text-align: center;">Total</td> <td style="text-align: center;">2583900</td> </tr> </tbody> </table>			Registration Fee	Examination fee	Total	Boys (825)	1000	Rs.150 each for six subjects (150*6=Rs.900)	1567500	Girls (616)	750	Rs.150 each for six subjects(150*6=Rs.900)	1016400	Total			2583900
	Registration Fee		Examination fee	Total														
Boys (825)	1000		Rs.150 each for six subjects (150*6=Rs.900)	1567500														
Girls (616)	750		Rs.150 each for six subjects(150*6=Rs.900)	1016400														
Total			2583900															
4.	TLM @Rs.500/- per teacher for 100 teachers (5 teachers for each subject; total 100 teachers in 20 clusters)	(0.5																
5.	The aim of achieving secondary education can be fulfilled with the active participation of the community at large. To generate awareness among the masses about the aims of RMSA it is very important that various tools of publicity are adopted, so that the community becomes aware and to ensure participation of the public in the programme through radio/print media and other means. A budget of Rs.5.00 lac is proposed for this activity.	5.00																

Sr. No.	Item/Purpose	Amount(in Lacs)
6.	Interactive session with parents to share the performance and achievement to their ward on quarterly basis - refreshment @Rs.30 for approx 2882 parents	0.86
7.	Exposure visit for Dropout children: Exposure visit help in enhancing the knowledge and to give them firsthand experience. It is proposed to organize one day excursion trip for OOS students to Science city. An excursion trip to Science City Kapurthala Jalandhar will give a break from the monotony of daily routine and also to ignite the interest of children in scientific field. The budget of Rs.7.92 @Rs.550 is proposed (for transport, entry fee, lunch refreshment & shows).	7.92
8.	In order to motivate and encourage to OOS students for attaining secondary education and for enhancing employability skills, it is proposed to impart skill training of 52 hours by hiring the services of the part time instructors <ul style="list-style-type: none"> • Honorarium to instructor for 50 hours @rs.150/- per hour for 20 instructors (Rs.1.50 lac) • Raw material @Rs.5000/- for 20 centres (1.00) • Contingency @Rs.1000/- for 20 centres (0.20) 	2.70
9.	Honorarium to Group D for 52 days (Saturdays & Sundays) for six months according to DC rates @Rs.232/- per day in 20 clusters (for group 'D' Employees)	0.20
10.	Honorarium to cluster head for supervision & monitoring @Rs.2000/- per month for six months in 20 clusters	2.40
	Total	57.53

Non Residential Special Training Centres for 45 Girls (in difficult circumstances) Rs.2.977 lac

It is proposed to run 2 RSTCs for 45 girls in Babu Dham Colony, most of them belong to minority community, who are either illiterate or dropout in collaboration with Social Welfare Department. Boarding & lodging facilities shall be provided by Social Welfare Department and all other academic expenses will be met by SSA. There would be upto 25 children in one RSTC and funds for providing text books, TLM, Stationary etc at the cost of Rs.6000/-.

BUDGET

NRST centres: 2

Children to be covered: 45

Budget:-Rs. 2.977 lac

Sr. No.	Item Name	Amount (Lac)
1	Honorarium to 5 special coaching teachers for 6 months @.5000/- per month	1.50
2	Excursion Trips(two trips) for 45 girls @ Rs.300 per girl (45x300x2)	0.27
3	Rehabilitation counseling facilities (honorarium to counsellor @Rs.7500/- per month (daily visit)	0.45
4	Extra Curricular Activities & cultural activities @Rs.500/- per child for transport/refreshment & prizes (500x45)	0.225
5	Medical Care, contingency fund for unforeseen circumstances @Rs.2500/- per centre (2500x2)	0.05
6	Stationary kits(notebooks, practical note book, pen, geometry box etc.) @Rs.500/- per child for 45 girls (500x45)	0.225
7	Health & Hygiene kit @Rs.500/- per child	0.225
8	TLM @Rs.500/- per teacher for 2 teachers	0.01
9	CCE Record for all students @ Rs.50/- per child (50x45)	0.022
Total		2.977

BUDGET PROPOSED UNDER COMMUNITY MOBILISATION & TRAINING PROGRAMME

Community Trainings: Rs. 08.26 Lacs

Community Mass Mobilization: Rs. 02.10 Lacs

TRAININGS

Training of SMDC

(Rs.08.26 Lacs)

Two days training programme will be conducted for the SMDC members on the importance SMDC, their roles & responsibilities, academic monitoring, account maintenance and other school related topics.

The details of composition of 17 members of School Management and Development Committee are as under:

- Principal, Chairman of the Committee.
- Vice Principal –Member.
- One teacher each from Social Science, Science and Mathematics- members.
- One gentleman and one lady from parents- members.
- Two members from Panchayats or Urban Local Body.
- One member each from SC/ST Community, Educationally Backward Minority Community, women groups.
- Three experts as members, each from Science, Humanities and Art/Craft/ Culture Background to be nominated by the District Programme Coordinator.
- One officer from Education Department to be nominated by the District Education Officer as Member.
- One Member from Audit and Accounts Department.

The budget proposed is mentioned as under:

No. of Govt. Schools	Total members to be trained	Proposed Amount @ Rs. 300/- per participant
81	17 members per school Total = 1377	Persons 1377 x Rs. 300 x 2 Days = Rs. 8.26 Lacs

Other activities to be carried out during 2012-13 for community mass mobilization:

Sr.No	Activities will be carried out	Proposed Amount in Rs.
1	Awareness drives/rallies @ Rs. 3000/- per clusters on awareness of enrolment drives, incentives given to students in Govt. Schools.	60,000
2	Stall to be put in state functions/meals at State level for public awareness about RMSA	50,000
3	Print literature for awareness generation of RMSA Programme	50,000
4	Mass media for advertisement in newspapers about the RMSA Programme	50,000
	Total	Rs. 2.10 Lacs

BUDGET PROPOSED EMIS

ACTION PLAN FOR EMIS 2012-13

August 2012 – to March 2013

The focus of MIS unit shall be the dissemination of SEMIS data and its use in Educational planning. SEMIS Data Collection process will start in the month of Aug 2012. During this month orientation training programme will be organized for 2 teachers from all recognized schools of UT Chandigarh on capturing of SEMIS data. In order to improve the quality of data, the following Training program has been proposed.

1. **Data Dissemination programme** meant for capacity building of principal for use of key indicator in school level planning. This shall take place in the month of August 2012.
2. **Training to Principals and Head Teachers & CRCs:** One day training programme of Principals / School Heads/ CRCs on the gross importance of educational data in educational planning, use of SEMIS data , interpretation of various ratios and indicators etc .
1. **Training of teachers on data capture format:** 3 days Training Programme Scattered into two phases (Pre-SEMIS and Post-SEMIS). 2 days before filling of SEMIS and 1 day after filling of SEMIS format. The Pre-SEMIS training programme shall include the gross importance of educational data in educational planning, use of SEMIS data, interpretation of various ratios and indicators etc.

3. BUDGET FOR EDUCATIONAL MANAGEMENT INFORMATION SYSTEM (EMIS):

Sr. No.	Activity Description	Activity Particulars	Total
1.	Training of School Heads/ CRC and School Teachers	Training programme shall include the gross importance of educational data in educational planning, use of SEMIS data, interpretation of various ratios and indicators and how to fill up accurate information in SEMIS DCF.	Rs. 01.00 Lac
2	PES survey	Post Enumeration Survey (5% sample checking) of SEMIS data to be done from the outside agency.	Rs. 01.00 Lacs
3	Procurement of Infrastructure for MIS Person at URC Level	Procurement of 2 Desktop Computers, 2 scanner-cum-printer, 2 Almirah, 2 Computer Tab and 2 Chair and other infrastructure as per need for the 2 MIS persons at URC Level.	Rs 03.00 Lac
4	Stationary/ Publication of SEMIS data	Printing of SEMIS DCF, Printing of School Report Cards and publication of booklet of SEMIS data.	Rs. 01.00 Lac
			Rs.06.00 Lac

Budget Proposed under Management Cost 2012-13

Sr. no.	Name of activity	Unit Cost	Rs. In Lac	
			Phy.	Fin.
A	ADMINISTRATIVE COST			
1	Salary			
	Remuneration to required SSA staff to look after the RMSA works in addition to his own duties.			13.36
B	Acedemic Supervision Monitoring & support			0.00
1	EPBX			1.5
2	Contingency expenses to 20 cluster	0.01	20	0.2
3	Contingency expenses to schools	0.01	110	1.1
C	Operating Cost			
1	Contingency & Office Expenses			5.00
2	Meeting (Account & Audit)			0.50
3	Hiring of vehicles/TA			5.00
4	Capacity Building & Training of Finance & Accounts Personnel			1.00
5	Furnishing of RMSA office			1.50
	Management Cost Total			29.16

ANNEXURE – A

Enrolment class IX as on 30th Sept 2011:

Sr.No	School Name	IX Total Section	IX BOYS SC	IX GIRLS SC	IX BOYS ST	IX GIRLS ST	IX BOYS OBC	IX GIRLS OBC	IX BOYS OTHERS	IX GIRLS OTHERS	IX BOYS TOTAL	IX GIRLS TOTAL	IX TOTAL
1	GMSSS 8	2	8	5	0	1	0	0	44	68	52	74	126
2	GMSSS 10	3	14	11	0	0	1	2	100	63	115	76	191
3	GSSS KAIMBWALA	2	4	2	0	0	0	1	42	31	46	34	80
4	GMHS 12	2	9	16	0	0	0	1	45	28	54	45	99
5	GHS 7	2	12	10	1	0	1	0	34	29	48	39	87
6	GHS 11	3	19	19	0	0	0	0	45	42	64	61	125
7	GMHS 26 PL	4	6	7	0	0	6	0	96	69	108	76	184
8	GMSSS 26 TM	5	8	15	0	0	1	0	115	84	124	99	223
9	GMSSS - 16	4	14	7	1	0	4	6	126	88	145	101	246
10	GSSS KHUDDA ALISHER	2	20	16	0	0	0	1	28	31	48	48	96
11	GGMSSS - 18	3	0	10	0	0	0	0	0	114	0	124	124
12	GMSSS MHC	5	18	13	2	0	1	0	150	106	171	119	290
13	GMHS MMC	5	9	11	0	0	9	2	137	92	155	105	260
14	GSSS RAIPUR KHURD	2	4	4	0	0	1	2	33	33	38	39	77
15	GHS MAULI JAGRAN	4	24	30	0	0	3	0	105	110	132	140	272
16	GHS MAULI COLONY	4	14	24	0	0	1	6	97	103	112	133	245
17	GMHS VIKAS NAGAR	4	23	13	0	0	9	8	125	68	157	89	246
18	GMSSS 19 C	4	15	4	1	1	4	2	106	62	126	69	195
19	GHS 30 A	2	6	6	0	0	0	0	34	23	40	29	69
20	GHS - 19	1	4	0	0	0	1	0	16	12	21	12	33
21	GGSSS 20 B	2	0	11	0	0	0	0	0	73	0	84	84
22	GMHS 20 D	1	1	0	0	0	0	0	26	14	27	14	41
23	GSSS 15	2	6	11	0	0	2	0	26	29	34	40	74
24	GMSSS 20 D	2	5	6	0	0	2	1	41	30	48	37	85
25	GMSSS 22 A	2	6	4	0	0	0	0	55	36	61	40	101
26	GMHS 22C	2	5	3	0	0	0	0	34	25	39	28	67
27	GMSSS 21 A	2	8	5	0	0	2	0	63	29	73	34	107
28	GMSSS - 23 A	2	8	9	0	0	4	0	43	18	55	27	82

Sr.No	School Name	IX Total Section	IX BOYS SC	IX GIRLS SC	IX BOYS ST	IX GIRLS ST	IX BOYS OBC	IX GIRLS OBC	IX BOYS OTHERS	IX GIRLS OTHERS	IX BOYS TOTAL	IX GIRLS TOTAL	IX TOTAL
29	GGMSSS 23	1	5	4	0	0	0	0	31	23	36	27	63
30	GMSSS SARANGPUR	2	5	3	0	1	0	2	51	33	56	39	95
31	GSSS DHANAS	2	12	11	0	0	0	0	44	40	56	51	107
32	GHS 24	2	23	19	0	0	4	2	23	24	50	45	95
33	GHS SARANGPUR	2	16	6	0	0	1	2	25	16	42	24	66
34	GSSS KHUDA LOHORA	2	8	12	0	0	1	1	30	28	39	41	80
35	GGHS 25	4	56	72	0	0	7	2	28	34	91	108	199
36	GHS DADU MAJRA	1	11	13	0	0	1	0	8	13	20	26	46
37	GMHS 25	2	13	6	0	0	2	1	22	10	37	17	54
38	GMHS DHANAS	2	1	4	0	0	0	0	33	37	34	41	75
39	GMHS - 28	2	12	6	0	0	2	1	39	25	53	32	85
40	GMHS - 29	3	9	5	0	0	1	1	67	51	77	57	134
41	GMHS - 28 D	2	9	7	0	0	2	3	58	41	69	51	120
42	GSSS 27 C	2	18	10	0	0	0	0	19	12	37	22	59
43	GGMSSS 33	3	7	7	0	0	0	0	64	61	71	68	139
44	GMHS 36 D	2	8	7	0	0	0	0	44	37	52	44	96
45	GHS 35 D	2	4	2	0	0	0	0	43	57	47	59	106
46	GGMSSS 37B	3	19	12	0	0	4	2	81	69	104	83	187
47	GSSS 38 (W)	3	46	48	0	0	0	0	36	42	82	90	172
48	GMHS 38(W)	2	8	14	0	0	1	2	21	12	30	28	58
49	GMHS 37 D	1	6	8	0	0	0	0	27	16	33	24	57
50	GSSS 37 C	3	23	10	0	0	0	0	58	37	81	47	128
51	GMHS 38 D	4	30	28	0	0	1	0	68	40	99	68	167
52	GHS 38	2	19	21	0	0	2	2	23	21	44	44	88
53	GGMSSS 40	2	5	7	0	0	1	0	58	53	64	60	124
54	GSSS MALOYA	4	35	35	0	0	3	1	75	70	113	106	219
55	GMHS 39	3	18	19	0	0	6	5	68	44	92	68	160
56	GMHS 41 BADHERI	3	18	7	0	0	0	0	58	49	76	56	132
57	GHS 40 A	4	31	14	0	0	0	0	79	54	110	68	178
58	GHS 41	4	29	14	0	0	3	3	115	58	147	75	222
59	GMHS 42	2	10	3	0	0	0	0	52	30	62	33	95
60	GGMSSS 56	6	0	0	0	0	0	0	161	151	161	151	312
61	GSSS 45A	6	26	24	0	0	2	1	126	128	154	153	307
62	GHS KAJHERI	3	23	24	0	0	0	0	75	71	98	95	193

Sr.No	School Name	IX Total Section	IX BOYS SC	IX GIRLS SC	IX BOYS ST	IX GIRLS ST	IX BOYS OBC	IX GIRLS OBC	IX BOYS OTHERS	IX GIRLS OTHERS	IX BOYS TOTAL	IX GIRLS TOTAL	IX TOTAL
63	GMSSS - 47	3	12	8	0	0	3	0	92	54	107	62	169
64	GMSSS 32	2	6	8	0	0	1	0	66	35	73	43	116
65	GMHS 31	1	8	9	0	0	0	0	23	9	31	18	49
66	GMSSS 46 D	4	10	5	0	0	0	1	100	97	110	103	213
67	GHS 46	4	18	19	0	0	0	0	91	96	109	115	224
68	GHS 32	3	7	7	0	0	0	0	62	47	69	54	123
69	GHS 47 A	1	5	2	0	0	2	1	32	21	39	24	63
70	GMSSS KARSAN	3	16	16	0	0	0	0	70	70	86	86	172
71	GHS KARSAN PH 2	3	27	40	0	0	2	2	50	49	79	91	170
72	GHS I AREA I COL 4	2	21	16	0	0	0	0	62	37	83	53	136
73	GHS HALLOMAJR A	2	8	11	1	1	0	0	68	53	77	65	142
74	GHS DARIA	2	8	10	0	0	0	1	44	48	52	59	111
75	GSSS BEHLANA	2	6	3	0	0	0	0	31	33	37	36	73
76	GHS 29 B	1	6	4	0	0	0	0	26	18	32	22	54
77	GMSS 44 - B	2	11	6	0	0	1	2	54	42	66	50	116
78	GMSSS 35	3	3	2	0	0	0	1	87	63	90	66	156
79	GMHS 43	2	8	9	0	0	0	0	50	29	58	38	96
80	GMHS 34 C	2	5	5	0	0	0	0	52	34	57	39	96
81	GSSS - MMT	6	42	29	0	0	7	5	188	99	237	133	370
		217	1060	963	6	4	112	76	4824	3931	6002	4974	10976

Enrolment of class X as on 30th Sept 2011 of all govt. schools:

Sr.No	School Name	X Total Section	X BOYS SC	X GIRLS SC	X BOYS ST	X GIRLS ST	X BOYS OBC	X GIRLS OBC	X BOYS OTHERS	X GIRLS OTHERS	X BOYS TOTAL	X GIRLS TOTAL	X TOTAL
1	GMSSS 8	2	5	2	0	0	0	0	38	68	43	70	113
2	GMSSS 10	3	13	13	0	0	1	0	65	55	79	68	147
3	GSSS KAIMBWALA	2	1	0	0	0	0	0	49	32	50	32	82
4	GMHS 12	2	7	11	0	0	0	0	40	41	47	52	99
5	GHS 7	2	12	8	0	2	1	0	39	27	52	37	89
6	GHS 11	3	13	29	0	0	1	2	57	46	71	77	148
7	GMHS 26 PL	3	6	7	0	0	0	1	76	53	82	61	143
8	GMSSS 26 TM	6	28	14	0	0	0	0	116	129	144	143	287
9	GMSSS - 16	4	14	10	0	0	7	2	110	77	131	89	220
10	GSSS KHUDDA ALISHER	2	16	12	0	0	0	0	26	27	42	39	81
11	GGMSSS - 18	3	0	13	0	0	0	4	0	115	0	132	132
12	GMSSS MHC	4	16	11	1	0	0	0	111	80	128	91	219
13	GMHS MMC	4	13	5	0	0	7	3	108	76	128	84	212
14	GSSS RAIPUR KHURD	1	6	1	0	0	0	3	19	22	25	26	51
15	GHS MAULI JAGRAN	5	37	43	0	0	2	2	125	121	164	166	330
16	GHS MAULI COLONY	5	23	25	0	0	2	1	111	102	136	128	264
17	GMHS VIKAS NAGAR	3	9	8	0	0	3	4	62	59	74	71	145
18	GMSSS 19 C	3	8	8	0	0	2	0	81	82	91	90	181
19	GHS 30 A	2	5	4	0	0	0	0	21	24	26	28	54
20	GHS - 19	1	7	8	0	0	0	0	14	13	21	21	42
21	GGSSS 20 B	3	0	12	0	0	0	1	0	94	0	107	107
22	GMHS 20 D	3	8	2	0	0	1	0	60	29	69	31	100
23	GSSS 15	2	23	15	0	0	1	0	39	21	63	36	99
24	GMSSS 20 D	3	4	3	0	0	2	0	56	40	62	43	105
25	GMSSS 22 A	3	8	5	0	0	0	0	61	52	69	57	126
26	GMHS 22C	2	25	16	0	0	0	0	35	15	60	31	91
27	GMSSS 21 A	2	9	4	0	0	1	0	46	26	56	30	86
28	GMSSS - 23 A	1	4	2	0	0	2	0	29	24	35	26	61
29	GGMSSS 23	2	8	12	0	0	0	0	32	23	40	35	75
30	GMSSS SARANGPUR	1	2	3	0	1	3	2	23	21	28	27	55

Sr.No	School Name	X Total Section	X BOYS SC	X GIRLS SC	X BOYS ST	X GIRLS ST	X BOYS OBC	X GIRLS OBC	X BOYS OTHERS	X GIRLS OTHERS	X BOYS TOTAL	X GIRLS TOTAL	X TOTAL
31	GSSS DHANAS	3	11	11	0	0	0	1	46	54	57	66	123
32	GHS 24	2	29	20	0	0	11	5	8	7	48	32	80
33	GHS SARANGPUR	2	10	7	0	0	0	1	21	16	31	24	55
34	GSSS KHUDA LOHORA	2	8	9	0	0	1	1	29	26	38	36	74
35	GGHS 25	2	14	56	0	0	1	2	6	35	21	93	114
36	GHS DADU MAJRA	2	7	13	0	0	0	0	27	17	34	30	64
37	GMHS 25	2	9	8	0	0	0	1	17	21	26	30	56
38	GMHS DHANAS	2	3	0	0	0	0	0	30	30	33	30	63
39	GMHS - 28	2	12	9	0	0	1	3	37	35	50	47	97
40	GMHS - 29	3	13	8	0	0	1	1	52	47	66	56	122
41	GMHS - 28 D	3	4	5	0	0	2	1	68	48	74	54	128
42	GSSS 27 C	3	19	13	0	0	1	0	50	23	70	36	106
43	GMSSS 33	3	14	1	0	0	0	0	56	43	70	44	114
44	GMHS 36 D	2	10	4	0	0	2	0	44	34	56	38	94
45	GHS 35 D	2	11	7	0	0	0	0	39	35	50	42	92
46	GMSSS 37B	3	10	10	0	0	3	1	86	64	99	75	174
47	GSSS 38 (W)	4	50	66	0	0	0	0	53	49	103	115	218
48	GMHS 38(W)	1	9	11	0	0	1	0	19	21	29	32	61
49	GMHS 37 D	2	8	8	0	0	0	0	34	29	42	37	79
50	GSSS 37 C	3	25	11	0	0	0	0	47	28	72	39	111
51	GMHS 38 D	3	20	24	0	0	1	2	59	24	80	50	130
52	GHS 38	2	16	20	0	0	2	0	28	23	46	43	89
53	GMSSS 40	2	9	10	0	0	0	0	53	44	62	54	116
54	GSSS MALOYA	5	43	45	0	0	11	10	93	78	147	133	280
55	GMHS 39	3	14	6	0	0	3	5	80	48	97	59	156
56	GMHS 41 BADHERI	3	11	7	0	0	0	0	72	31	83	38	121
57	GHS 40 A	5	52	45	0	0	0	0	85	73	137	118	255
58	GHS 41	4	29	18	0	0	4	1	82	71	115	90	205
59	GMHS 42	2	8	2	0	0	0	0	35	21	43	23	66
60	GMSSS 56	6	0	0	0	0	0	0	165	161	165	161	326
61	GSSS 45A	5	24	28	0	0	0	10	127	110	151	148	299
62	GHS KAJHERI	4	25	31	0	0	2	0	71	76	98	107	205
63	GMSSS - 47	3	11	4	0	0	3	2	83	47	97	53	150
64	GMSSS 32	2	7	5	0	0	1	0	61	30	69	35	104
65	GMHS 31	1	10	8	0	0	0	0	16	17	26	25	51

Sr.No	School Name	X Total Section	X BOYS SC	X GIRLS SC	X BOYS ST	X GIRLS ST	X BOYS OBC	X GIRLS OBC	X BOYS OTHERS	X GIRLS OTHERS	X BOYS TOTAL	X GIRLS TOTAL	X TOTAL
66	GMSSS 46 D	4	7	12	0	0	1	0	119	91	127	103	230
67	GHS 46	4	16	12	0	0	0	0	79	69	95	81	176
68	GHS 32	3	5	14	0	0	0	0	60	45	65	59	124
69	GHS 47 A	1	4	8	0	0	0	0	25	25	29	33	62
70	GMSSS KARSAN	3	17	19	0	0	0	0	63	53	80	72	152
71	GHS KARSAN PH 2	3	23	39	0	0	2	0	38	48	63	87	150
72	GHS I AREA I COL 4	2	12	5	0	0	0	0	52	52	64	57	121
73	GHS HALLOMAJR A	3	7	9	0	0	0	0	76	65	83	74	157
74	GHS DARIA	2	5	4	0	0	0	0	32	34	37	38	75
75	GSSS BEHLANA	2	4	7	0	0	2	2	24	35	30	44	74
76	GHS 29 B	2	7	8	0	0	0	0	21	28	28	36	64
77	GMSS 44 - B	2	8	7	0	0	0	1	37	31	45	39	84
78	GMSSS 35	3	2	6	0	0	0	0	82	53	84	59	143
79	GMHS 43	2	14	12	0	0	0	1	51	32	65	45	110
80	GMHS 34 C	2	4	3	0	0	1	0	46	37	51	40	91
81	GSSS - MMT	7	40	18	0	0	4	4	229	108	273	130	403
		225	1060	1019	1	3	97	80	4562	3916	5720	5018	10738

ANNEXURE- B

Enrolment of XI classes in Govt. Schools:

Sr.No	School Name	XI Total Section	XI BOYS SC	XI GIRLS SC	XI BOYS ST	XI GIRLS ST	XI BOYS OBC	XI GIRLS OBC	XI BOYS OTHERS	XI GIRLS OTHERS	XI BOYS TOTAL	XI GIRLS TOTAL	XI TOTAL
1.	GMSSS 8	10	55	54	0	0	2	0	236	191	293	245	538
2.	GMSSS 10	9	61	17	1	0	0	0	203	103	265	120	385
3.	GSSS KAIMBWALA	1	3	0	0	0	0	0	36	4	39	4	43
4.	GMSSS 26 TM	2	0	0	0	0	0	0	73	37	73	37	110
5.	GMSSS - 16	9	37	41	4	5	0	2	188	256	229	304	533
6.	GSSS KHUDDA ALISHER	1	7	4	0	0	1	0	32	14	40	18	58
7.	GGMSSS - 18	13	0	87	0	11	0	0	0	623	0	721	721
8.	GMSSS MHC	4	16	25	0	0	2	1	89	95	107	121	228
9.	GMSSS 19 C	11	84	29	1	1	2	0	352	139	439	169	608
10.	GGSSS 20 B	8	0	56	0	0	0	5	0	345	0	406	406
11.	GSSS 15	2	15	19	0	0	0	0	62	50	77	69	146
12.	GMSSS 20 D	5	37	8	1	2	0	0	134	62	172	72	244
13.	GMSSS 22 A	6	41	17	0	0	0	0	226	65	267	82	349
14.	GMSSS 21 A	7	45	24	0	1	3	2	196	120	244	147	391
15.	GMSSS - 23 A	11	59	21	0	1	0	0	264	105	323	127	450
16.	GGMSSS 23	4	0	57	0	0	0	0	0	188	0	245	245
17.	GSSS DHANAS	3	21	9	0	0	0	0	80	33	101	42	143
18.	GSSS KHUDA LOHORA	1	6	1	0	0	1	0	37	19	44	20	64
19.	GSSS 27 C	4	34	4	0	0	1	0	190	37	225	41	266
20.	GMSSS 33	9	50	26	0	0	0	0	229	140	279	166	445
21.	GMSSS 37B	11	78	59	0	0	1	4	258	228	337	291	628
22.	GSSS 38 (W)	3	31	11	0	0	0	0	92	39	123	50	173
23.	GSSS 37 C	4	25	18	0	0	0	0	104	73	129	91	220
24.	GMSSS 40	12	62	67	0	0	1	3	217	292	280	362	642
25.	GSSS MALOYA	1	5	9	0	0	3	1	18	22	26	32	58
26.	GSSS 45A	4	20	8	0	0	0	0	113	54	133	62	195
27.	GMSSS - 47	5	20	13	0	0	1	2	92	79	113	94	207
28.	GMSSS 32	11	63	46	1	0	4	1	159	198	227	245	472

Sr.No	School Name	XI Total Section	XI BOYS SC	XI GIRLS SC	XI BOYS ST	XI GIRLS ST	XI BOYS OBC	XI GIRLS OBC	XI BOYS OTHERS	XI GIRLS OTHERS	XI BOYS TOTAL	XI GIRLS TOTAL	XI TOTAL
29.	GMSSS 46 D	7	44	24	0	0	0	0	203	156	247	180	427
30.	GMSSS KARSAN	2	5	1	0	0	0	0	68	11	73	12	85
31.	GSSS BEHLANA	1	3	1	0	0	0	0	22	6	25	7	32
32.	GMSS 44 - B	3	21	2	0	0	0	0	85	43	106	45	151
33.	GMSSS 35	10	57	32	0	0	0	2	221	237	278	271	549
34.	GSSS - MMT	7	42	15	0	0	0	0	195	65	237	80	317
		201	1047	805	8	21	22	23	4474	4129	5551	4978	10529

Enrolment of classes XII of all Govt. Schools

Sr.No	School Name	XII Total Section	XII BOYS SC	XII GIRLS SC	XII BOYS ST	XII GIRLS ST	XII BOYS OBC	XII GIRLS OBC	XII BOYS OTHERS	XII GIRLS OTHERS	XII BOYS TOTAL	XII GIRLS TOTAL	XII TOTAL
1.	GMSSS 8	9	26	19	0	3	2	0	169	159	197	181	378
2.	GMSSS 10	9	34	16	2	1	5	3	171	68	212	88	300
3.	GMSSS 26 TM	1	3	3	0	0	0	0	34	25	37	28	65
4.	GMSSS - 16	8	46	34	0	0	0	0	190	177	236	211	447
5.	GSSS KHUDDA ALISHER	1	5	7	0	0	1	0	6	2	12	9	21
6.	GGMSSS - 18	13	0	70	0	3	0	2	0	517	0	592	592
7.	GMSSS MHC	4	16	10	0	0	0	1	90	87	106	98	204
8.	GMSSS 19 C	11	49	18	0	1	0	1	262	132	311	152	463
9.	GGSSS 20 B	7	0	37	0	0	0	0	0	239	0	276	276
10.	GSSS 15	2	23	10	0	0	0	0	55	44	78	54	132
11.	GMSSS 20 D	4	15	11	0	3	5	0	121	61	141	75	216
12.	GMSSS 22 A	6	22	5	0	0	1	0	173	55	196	60	256
13.	GMSSS 21 A	7	26	12	0	0	0	0	153	97	179	109	288
14.	GMSSS - 23 A	10	46	7	2	1	2	2	220	74	270	84	354
15.	GGMSSS 23	4	0	42	0	0	0	0	0	158	0	200	200
16.	GSSS DHANAS	3	8	3	0	0	1	0	52	28	61	31	92
17.	GSSS KHUDA LOHORA	1	4	1	0	0	2	1	9	4	15	6	21
18.	GSSS 27 C	4	26	1	0	0	2	0	131	11	159	12	171
19.	GMSSS 33	8	28	19	0	0	0	0	184	144	212	163	375
20.	GMSSS 37B	9	34	25	0	0	1	0	234	181	269	206	475
21.	GSSS 38 (W)	2	24	18	0	0	0	0	37	30	61	48	109
22.	GSSS 37 C	4	21	16	0	0	1	0	80	64	102	80	182
23.	GMSSS 40	11	55	39	0	0	0	0	202	222	257	261	518
24.	GSSS MALOYA	1	0	3	0	0	0	1	7	12	7	16	23
25.	GSSS 45A	4	25	7	0	0	0	0	77	39	102	46	148
26.	GMSSS - 47	5	17	11	0	0	0	0	86	56	103	67	170
27.	GMSSS 32	11	29	23	1	0	1	1	139	131	170	155	325
28.	GMSSS 46 D	7	25	17	0	0	0	0	131	131	156	148	304
29.	GMSSS KARSAN	2	6	8	0	0	0	0	23	13	29	21	50
30.	GSSS BEHLANA	1	2	3	0	0	0	0	11	7	13	10	23

Sr.No	School Name	XII Total Section	XII BOYS SC	XII GIRLS SC	XII BOYS ST	XII GIRLS ST	XII BOYS OBC	XII GIRLS OBC	XII BOYS OTHERS	XII GIRLS OTHERS	XII BOYS TOTAL	XII GIRLS TOTAL	XII TOTAL
31.	GMSS 44 - B	3	14	6	0	0	4	1	66	32	84	39	123
32.	GMSSS 35	9	36	33	0	0	0	0	235	192	271	225	496
33.	GSSS - MMT	7	41	20	0	0	0	0	166	42	207	62	269
		188	706	554	5	12	28	13	3514	3234	4253	3813	8066

List of Govt. Schools offering Arts Stream at XI – XII

Arts Stream		
Sr. No.	XI School Name	XII School Name
1	GMSSS 8	GMSSS 8
2	GMSSS 10	GMSSS 10
3	GSSS KAIMBWALA	-----
4	GMSSS 26 TM	GMSSS 26 TM
5	GMSSS - 16	GMSSS - 16
6	GSSS KHUDDA ALISHER	GSSS KHUDDA ALISHER
7	GGMSSS - 18	GGMSSS - 18
8	GMSSS 19 C	GMSSS 19 C
9	GGSSS 20 B	GGSSS 20 B
10	GSSS 15	GSSS 15
11	GMSSS 20 D	GMSSS 20 D
12	GMSSS 21 A	GMSSS 21 A
13	GGMSSS 23	GGMSSS 23
14	GSSS DHANAS	GSSS DHANAS
15	GSSS KHUDA LOHORA	GSSS KHUDA LOHORA
16	GSSS 27 C	GSSS 27 C
17	GMSSS 33	GMSSS 33
18	GMSSS 37B	GMSSS 37B
19	GSSS 38 (W)	GSSS 38 (W)
20	GSSS 37 C	GSSS 37 C
21	GMSSS 40	GMSSS 40
22	GSSS MALOYA	GSSS MALOYA
23	GSSS 45A	GSSS 45A
24	GMSSS - 47	GMSSS - 47
25	GMSSS 32	GMSSS 32
26	GMSSS 46 D	GMSSS 46 D
27	GMSSS KARSAN	GMSSS KARSAN
28	GSSS BEHLANA	GSSS BEHLANA
29	GMSS 44 - B	GMSS 44 - B
30	GMSSS 35	GMSSS 35
31	GSSS - MMT	GSSS - MMT

Enrolment of class XI(Arts Stream) as on 30th Sept 2011 of all govt. schools

Sr.No	School Name	XI Total Section	XI BOYS SC	XI GIRLS SC	XI BOYS ST	XI GIRLS ST	XI BOYS OBC	XI GIRLS OBC	XI BOYS OTHERS	XI GIRLS OTHERS	XI BOYS TOTAL	XI GIRLS TOTAL	XI TOTAL
1	GMSSS 8	4	37	25	0	0	2	0	120	83	159	108	267
2	GMSSS 10	2	16	13	0	0	0	0	49	52	65	65	130
3	GSSS KAIMBWALA	1	3	0	0	0	0	0	36	4	39	4	43
4	GMSSS 26 TM	2	0	0	0	0	0	0	73	37	73	37	110
5	GMSSS - 16	2	7	9	3	2	0	2	35	68	45	81	126
6	GSSS KHUDDA ALISHER	1	7	4	0	0	1	0	32	14	40	18	58
7	GGMSSS - 18	4	0	26	0	2	0	0	0	238	0	266	266
8	GMSSS 19 C	2	18	6	0	0	0	0	69	31	87	37	124
9	GGSSS 20 B	5	0	39	0	0	0	4	0	242	0	285	285
10	GSSS 15	1	15	13	0	0	0	0	62	28	77	41	118
11	GMSSS 20 D	2	19	2	0	2	0	0	58	18	77	22	99
12	GMSSS 21 A	2	18	7	0	1	1	1	65	37	84	46	130
13	GGMSSS 23	3	0	53	0	0	0	0	0	169	0	222	222
14	GSSS DHANAS	2	18	9	0	0	0	0	59	33	77	42	119
15	GSSS KHUDA LOHORA	1	6	1	0	0	1	0	37	19	44	20	64
16	GSSS 27 C	3	34	4	0	0	1	0	190	37	225	41	266
17	GMSSS 33	2	15	11	0	0	0	0	52	49	67	60	127
18	GMSSS 37B	3	28	16	0	0	0	0	66	87	94	103	197
19	GSSS 38 (W)	3	31	11	0	0	0	0	92	39	123	50	173
20	GSSS 37 C	3	24	12	0	0	0	0	98	50	122	62	184
21	GMSSS 40	4	27	26	0	0	0	0	77	124	104	150	254
22	GSSS MALOYA	1	5	9	0	0	3	1	18	22	26	32	58
23	GSSS 45A	2	9	6	0	0	0	0	74	34	83	40	123
24	GMSSS - 47	2	17	7	0	0	1	2	52	33	70	42	112
25	GMSSS 32	2	25	16	1	0	0	0	40	43	66	59	125
26	GMSSS 46 D	2	20	7	0	0	0	0	48	55	68	62	130
27	GMSSS KARSAN	1	5	1	0	0	0	0	50	5	55	6	61
28	GSSS BEHLANA	1	3	1	0	0	0	0	22	6	25	7	32
29	GMSS 44 - B	3	21	2	0	0	0	0	85	43	106	45	151
30	GMSSS 35	2	11	6	0	0	0	0	38	62	49	68	117
31	GSSS - MMT	2	16	8	0	0	0	0	73	51	89	59	148
TOTAL		70	455	350	4	7	10	10	1770	1813	2239	2180	4419

Enrolment of class XII(Arts Stream) as on 30th Sept 2011 of all govt. schools

Sr.No	School Name	XII Total Section	XII BOYS SC	XII GIRLS SC	XII BOYS ST	XII GIRLS ST	XII BOYS OBC	XII GIRLS OBC	XII BOYS OTHERS	XII GIRLS OTHERS	XII BOYS TOTAL	XII GIRLS TOTAL	XII TOTAL
1	GMSSS 8	3	16	6	0	1	1	0	89	69	106	76	182
2	GMSSS 10	2	10	7	1	0	0	0	43	34	54	41	95
3	GMSSS 26 TM	1	3	3	0	0	0	0	34	25	37	28	65
4	GMSSS - 16	2	9	8	0	0	0	0	24	50	33	58	91
5	GSSS KHUDDA ALISHER	1	5	7	0	0	1	0	6	2	12	9	21
6	GGMSSS - 18	4	0	35	0	1	0	1	0	190	0	227	227
7	GMSSS 19 C	2	9	1	0	0	0	0	42	26	51	27	78
8	GGSSS 20 B	4	0	22	0	0	0	0	0	152	0	174	174
9	GSSS 15	1	23	6	0	0	0	0	55	23	78	29	107
10	GMSSS 20 D	2	6	5	0	3	2	0	59	23	67	31	98
11	GMSSS 21 A	2	12	5	0	0	0	0	44	32	56	37	93
12	GGMSSS 23	3	0	38	0	0	0	0	0	140	0	178	178
13	GSSS DHANAS	2	8	3	0	0	1	0	33	28	42	31	73
14	GSSS KHUDA LOHORA	1	4	1	0	0	2	1	9	4	15	6	21
15	GSSS 27 C	3	21	1	0	0	2	0	111	11	134	12	146
16	GMSSS 33	2	12	8	0	0	0	0	36	51	48	59	107
17	GMSSS 37B	3	10	12	0	0	0	0	53	67	63	79	142
18	GSSS 38 (W)	2	24	18	0	0	0	0	37	30	61	48	109
19	GSSS 37 C	3	21	10	0	0	1	0	75	51	97	61	158
20	GMSSS 40	4	31	19	0	0	0	0	95	77	126	96	222
21	GSSS MALOYA	1	0	3	0	0	0	1	7	12	7	16	23
22	GSSS 45A	2	14	6	0	0	0	0	49	29	63	35	98
23	GMSSS - 47	2	10	7	0	0	0	0	55	24	65	31	96
24	GMSSS 32	2	9	11	0	0	0	1	29	33	38	45	83
25	GMSSS 46 D	2	10	6	0	0	0	0	37	40	47	46	93
26	GMSSS KARSAN	1	6	4	0	0	0	0	11	10	17	14	31
27	GSSS BEHLANA	1	2	3	0	0	0	0	11	7	13	10	23
28	GMSS 44 - B	3	14	6	0	0	4	1	66	32	84	39	123
29	GMSSS 35	2	6	13	0	0	0	0	29	49	35	62	97
30	GSSS - MMT	2	13	17	0	0	0	0	65	22	78	39	117
TOTAL		65	308	291	1	5	14	5	1204	1343	1527	1644	3171

List of Govt. Schools offering Science Stream at XI-XII level:

Science Stream		
Sr. No.	XI School Name	XII School Name
1	GMSSS 8	GMSSS 8
2	GMSSS 10	GMSSS 10
3	GMSSS - 16	GMSSS - 16
4	GGMSSS - 18	GGMSSS - 18
5	GMSSS MHC	GMSSS MHC
6	GMSSS 19 C	GMSSS 19 C
7	GMSSS 22 A	GMSSS 22 A
8	GMSSS 21 A	GMSSS 21 A
9	GMSSS - 23 A	GMSSS - 23 A
10	GSSS DHANAS	GSSS DHANAS
11	GMSSS 33	GMSSS 33
12	GMSSS 37B	GMSSS 37B
13	GMSSS 40	GMSSS 40
14	GMSSS 32	GMSSS 32
15	GMSSS 46 D	GMSSS 46 D
16	GMSSS 35	GMSSS 35

Enrolment of class XI(Science Stream) as on 30th Sept 2011 of all govt. schools

Sr.No	School Name	XI Total Section	XI BOYS SC	XI GIRLS SC	XI BOYS ST	XI GIRLS ST	XI BOYS OBC	XI GIRLS OBC	XI BOYS OTHERS	XI GIRLS OTHERS	XI BOYS TOTAL	XI GIRLS TOTAL	XI TOTAL
1	GMSSS 8	2	8	4	0	0	0	0	68	19	76	23	99
2	GMSSS 10	2	17	0	1	0	0	0	60	36	78	36	114
3	GMSSS - 16	5	24	19	1	3	0	0	107	123	132	145	277
4	GGMSSS - 18	4	0	22	0	6	0	0	0	205	0	233	233
5	GMSSS MHC	2	10	12	0	0	2	1	58	45	70	58	128
6	GMSSS 19 C	5	41	15	1	0	1	0	174	52	217	67	284
7	GMSSS 22 A	4	29	12	0	0	0	0	177	38	206	50	256
8	GMSSS 21 A	2	12	2	0	0	0	0	68	23	80	25	105
9	GMSSS - 23 A	3	20	5	0	0	0	0	72	38	92	43	135
10	GSSS DHANAS	1	3	0	0	0	0	0	21	0	24	0	24
11	GMSSS 33	5	27	10	0	0	0	0	153	64	180	74	254
12	GMSSS 37B	5	25	34	0	0	1	4	155	76	181	114	295
13	GMSSS 40	3	19	16	0	0	1	1	77	56	97	73	170
14	GMSSS 32	2	16	4	0	0	1	0	53	34	70	38	108
15	GMSSS 46 D	3	11	6	0	0	0	0	110	46	121	52	173
16	GMSSS 35	4	32	14	0	0	0	2	131	97	163	113	276
TOTAL		52	294	175	3	9	6	8	1484	952	1787	1144	2931

Enrolment of class XII(Science Stream) as on 30th Sept 2011 of all govt. schools

Sr.No	School Name	XII Total Section	XII BOYS SC	XII GIRLS SC	XII BOYS ST	XII GIRLS ST	XII BOYS OBC	XII GIRLS OBC	XII BOYS OTHERS	XII GIRLS OTHERS	XII BOYS TOTAL	XII GIRLS TOTAL	XII TOTAL
1	GMSSS 8	2	5	3	0	1	1	0	47	17	53	21	74
2	GMSSS 10	2	7	5	1	1	5	3	56	17	69	26	95
3	GMSSS - 16	4	29	17	0	0	0	0	118	72	147	89	236
4	GGMSSS - 18	4	0	6	0	2	0	1	0	145	0	154	154
5	GMSSS MHC	2	10	5	0	0	0	1	61	37	71	43	114
6	GMSSS 19 C	5	26	9	0	0	0	0	154	61	180	70	250
7	GMSSS 22 A	4	10	2	0	0	1	0	128	36	139	38	177
8	GMSSS 21 A	2	7	3	0	0	0	0	63	13	70	16	86
9	GMSSS - 23 A	2	4	0	2	0	1	0	59	25	66	25	91
10	GSSS DHANAS	1	0	0	0	0	0	0	19	0	19	0	19
11	GMSSS 33	4	13	10	0	0	0	0	117	75	130	85	215
12	GMSSS 37B	4	17	8	0	0	1	0	137	64	155	72	227
13	GMSSS 40	2	10	3	0	0	0	0	51	43	61	46	107
14	GMSSS 32	2	10	4	1	0	0	0	53	17	64	21	85
15	GMSSS 46 D	3	5	3	0	0	0	0	63	39	68	42	110
16	GMSSS 35	3	21	11	0	0	0	0	146	84	167	95	262
	TOTAL	46	174	89	4	4	9	5	1272	745	1459	843	2302

List of Govt. Schools offering Commerce Stream at XI-XII Level:

Commerce Stream		
Sr. No.	XI School Name	XII School Name
1	GMSSS 8	GMSSS 8
2	GMSSS - 16	GMSSS - 16
3	GGMSSS - 18	GGMSSS - 18
4	GMSSS MHC	GMSSS MHC
5	GMSSS 19 C	GMSSS 19 C
6	GGSSS 20 B	GGSSS 20 B
7	GMSSS 20 D	GMSSS 20 D
8	GMSSS 22 A	GMSSS 22 A
9	GMSSS 21 A	GMSSS 21 A
10	GMSSS - 23 A	GMSSS - 23 A
11	GMSSS 37B	GMSSS 37B
12	GMSSS 40	GMSSS 40
13	GMSSS 32	GMSSS 32
14	GMSSS 46 D	GMSSS 46 D
15	GMSSS 35	GMSSS 35

Enrolment of class XI(Commerce Stream) as on 30th Sept 2011 of all govt. schools

Sr.No	School Name	XI Total Section	XI BOYS SC	XI GIRLS SC	XI BOYS ST	XI GIRLS ST	XI BOYS OBC	XI GIRLS OBC	XI BOYS OTHERS	XI GIRLS OTHERS	XI BOYS TOTAL	XI GIRLS TOTAL	XI TOTAL
1	GMSSS 8	1	3	7	0	0	0	0	24	31	27	38	65
2	GMSSS - 16	2	6	13	0	0	0	0	46	65	52	78	130
3	GGMSSS - 18	2	0	22	0	3	0	0	0	91	0	116	116
4	GMSSS MHC	1	3	8	0	0	0	0	23	29	26	37	63
5	GMSSS 19 C	2	17	8	0	1	1	0	55	47	73	56	129
6	GGSSS 20 B	1	0	8	0	0	0	1	0	44	0	53	53
7	GMSSS 20 D	3	18	6	1	0	0	0	76	44	95	50	145
8	GMSSS 22 A	1	7	3	0	0	0	0	29	21	36	24	60
9	GMSSS 21 A	2	14	9	0	0	2	1	61	34	77	44	121
10	GMSSS - 23 A	2	9	8	0	1	0	0	47	51	56	60	116
11	GMSSS 37B	1	9	4	0	0	0	0	19	34	28	38	66
12	GMSSS 40	1	5	6	0	0	0	1	18	37	23	44	67
13	GMSSS 32	1	2	6	0	0	0	0	18	33	20	39	59
14	GMSSS 46 D	2	13	11	0	0	0	0	45	55	58	66	124
15	GMSSS 35	2	8	12	0	0	0	0	37	66	45	78	123
TOTAL		24	114	131	1	5	3	3	498	682	616	821	1437

Enrolment of class XII(Commerce Stream) as on 30th Sept 2011 of all govt. schools

Sr.No	School Name	XII Total Section	XII BOYS SC	XII GIRLS SC	XII BOYS ST	XII GIRLS ST	XII BOYS OBC	XII GIRLS OBC	XII BOYS OTHERS	XII GIRLS OTHERS	XII BOYS TOTAL	XII GIRLS TOTAL	XII TOTAL
1	GMSSS 8	1	3	4	0	1	0	0	19	28	22	33	55
2	GMSSS - 16	2	8	9	0	0	0	0	48	55	56	64	120
3	GGMSSS - 18	2	0	21	0	0	0	0	0	98	0	119	119
4	GMSSS MHC	1	1	4	0	0	0	0	22	33	23	37	60
5	GMSSS 19 C	2	10	8	0	1	0	1	45	41	55	51	106
6	GGSSS 20 B	1	0	6	0	0	0	0	0	42	0	48	48
7	GMSSS 20 D	2	9	6	0	0	3	0	62	38	74	44	118
8	GMSSS 22 A	1	8	3	0	0	0	0	29	12	37	15	52
9	GMSSS 21 A	2	6	2	0	0	0	0	43	39	49	41	90
10	GMSSS - 23 A	2	6	3	0	1	1	2	50	36	57	42	99
11	GMSSS 37B	1	3	3	0	0	0	0	27	20	30	23	53
12	GMSSS 40	1	5	4	0	0	0	0	17	35	22	39	61
13	GMSSS 32	1	3	4	0	0	1	0	27	21	31	25	56
14	GMSSS 46 D	2	10	8	0	0	0	0	31	52	41	60	101
15	GMSSS 35	2	8	8	0	0	0	0	44	54	52	62	114
TOTAL		23	80	93	0	3	5	3	464	604	549	703	1252

List of Govt. Schools offering Vocational Courses at XI-XII levels:

Vocational Stream		
Sr. No.	XI School Name	XII School Name
1	GMSSS 8	GMSSS 8
2	GMSSS 10	GMSSS 10
3	GGMSSS - 18	GGMSSS - 18
4	GMSSS MHC	GMSSS MHC
5	GMSSS 19 C	GMSSS 19 C
6	GGSSS 20 B	GGSSS 20 B
7	GSSS 15	GSSS 15
8	GMSSS 22 A	GMSSS 22 A
9	GMSSS 21 A	GMSSS 21 A
10	GMSSS - 23 A	GMSSS - 23 A
11	GGMSSS 23	GGMSSS 23
12	GSSS 27 C	GSSS 27 C
13	GMSSS 33	GMSSS 33
14	GMSSS 37B	GMSSS 37B
15	GSSS 37 C	GSSS 37 C
16	GMSSS 40	GMSSS 40
17	GSSS 45A	GSSS 45A
18	GMSSS - 47	GMSSS - 47
19	GMSSS 32	GMSSS 32
20	GMSSS KARSAN	GMSSS KARSAN
21	GMSSS 35	GMSSS 35
22	GSSS - MMT	GSSS - MMT

Enrolment of class XI(Vocational Stream) as on 30th Sept 2011 of all govt. schools

Sr.No	School Name	XI Total Section	XI BOYS SC	XI GIRLS SC	XI BOYS ST	XI GIRLS ST	XI BOYS OBC	XI GIRLS OBC	XI BOYS OTHERS	XI GIRLS OTHERS	XI BOYS TOTAL	XI GIRLS TOTAL	XI TOTAL
1	GMSSS 8	3	7	18	0	0	0	0	24	58	31	76	107
2	GMSSS 10	5	28	4	0	0	0	0	94	15	122	19	141
3	GGMSSS - 18	3	0	17	0	0	0	0	0	89	0	106	106
4	GMSSS MHC	1	3	5	0	0	0	0	8	21	11	26	37
5	GMSSS 19 C	2	8	0	0	0	0	0	54	9	62	9	71
6	GGSSS 20 B	2	0	9	0	0	0	0	0	59	0	68	68
7	GSSS 15	1	0	6	0	0	0	0	0	22	0	28	28
8	GMSSS 22 A	1	5	2	0	0	0	0	20	6	25	8	33
9	GMSSS 21 A	1	1	6	0	0	0	0	2	26	3	32	35
10	GMSSS - 23 A	6	30	8	0	0	0	0	145	16	175	24	199
11	GGMSSS 23	1	0	4	0	0	0	0	0	19	0	23	23
12	GSSS 27 C	1	0	0	0	0	0	0	0	0	0	0	0
13	GMSSS 33	2	8	5	0	0	0	0	24	27	32	32	64
14	GMSSS 37B	2	16	5	0	0	0	0	18	31	34	36	70
15	GSSS 37 C	1	1	6	0	0	0	0	6	23	7	29	36
16	GMSSS 40	4	11	19	0	0	0	1	45	75	56	95	151
17	GSSS 45A	2	11	2	0	0	0	0	39	20	50	22	72
18	GMSSS - 47	3	3	6	0	0	0	0	40	46	43	52	95
19	GMSSS 32	6	20	20	0	0	3	1	48	88	71	109	180
20	GMSSS KARSAN	1	0	0	0	0	0	0	18	6	18	6	24
21	GMSSS 35	2	6	0	0	0	0	0	15	12	21	12	33
22	GSSS - MMT	5	26	7	0	0	0	0	122	14	148	21	169
TOTAL		55	184	149	0	0	3	2	722	682	909	833	1742

Enrolment of class XII(Vocational Stream) as on 30th Sept 2011 of all govt. schools

Sr.No	School Name	XII Total Section	XII BOYS SC	XII GIRLS SC	XII BOYS ST	XII GIRLS ST	XII BOYS OBC	XII GIRLS OBC	XII BOYS OTHERS	XII GIRLS OTHERS	XII BOYS TOTAL	XII GIRLS TOTAL	XII TOTAL
1	GMSSS 8	3	2	6	0	0	0	0	14	45	16	51	67
2	GMSSS 10	5	17	4	0	0	0	0	72	17	89	21	110
3	GGMSSS - 18	3	0	8	0	0	0	0	0	84	0	92	92
4	GMSSS MHC	1	5	1	0	0	0	0	7	17	12	18	30
5	GMSSS 19 C	2	4	0	0	0	0	0	21	4	25	4	29
6	GGSSS 20 B	2	0	9	0	0	0	0	0	45	0	54	54
7	GSSS 15	1	0	4	0	0	0	0	0	21	0	25	25
8	GMSSS 22 A	1	4	0	0	0	0	0	16	7	20	7	27
9	GMSSS 21 A	1	1	2	0	0	0	0	3	13	4	15	19
10	GMSSS - 23 A	6	36	4	0	0	0	0	111	13	147	17	164
11	GGMSSS 23	1	0	4	0	0	0	0	0	18	0	22	22
12	GSSS 27 C	1	5	0	0	0	0	0	20	0	25	0	25
13	GMSSS 33	2	3	1	0	0	0	0	31	18	34	19	53
14	GMSSS 37B	1	4	2	0	0	0	0	17	30	21	32	53
15	GSSS 37 C	1	0	6	0	0	0	0	5	13	5	19	24
16	GMSSS 40	4	9	13	0	0	0	0	39	67	48	80	128
17	GSSS 45A	2	11	1	0	0	0	0	28	10	39	11	50
18	GMSSS - 47	3	7	4	0	0	0	0	31	32	38	36	74
19	GMSSS 32	6	7	4	0	0	0	0	30	60	37	64	101
20	GMSSS KARSAN	1	0	4	0	0	0	0	12	3	12	7	19
21	GMSSS 35	2	1	1	0	0	0	0	16	5	17	6	23
22	GSSS - MMT	5	28	3	0	0	0	0	101	20	129	23	152
TOTAL		54	144	81	0	0	0	0	574	542	718	623	1341

Dist: Rashtriya Madhyamik Shiksha Abhiyan Society, U. T. Chandigarh

S.No.	Activities	2011-12					Spill over for 2011-12	Fresh Proposal			Total	
		Approval for 2011-12		Tentative Exp till 31st March 2011				Unit Cost	Phy	Fin		
		Phy	Fin	Phy	Fin	% Fin						
1	2	3	4	5	6	7	9	10	11	12=(11*10)	13=(12+9)	
	Non recurring											
1	New Schools											0.00
1.01	1 section school											0.00
1.02	2 section school											0.00
1.03	Residential Schools											0.00
	Sub total											0.00
21	Civil Works of new school											0.00
2.01	1 section school	0	0	0	0	0	0					0.00
2.02	2 section school	4	232.5	1	58.1	25	0	0.00	0	0.00		0.00
2.03	Residential Schools	0	0	0	0	0	0					0.00
	Sub total	4	232.5	1	58.1	25	0	0.00	0	0.00		0.00
3	Strengthening of existing schools											0.00
3.01	Additional Classroom	21	118.2	0	0	0	0	0.00	0	0.00		0.00
3.02	Lab equipment	1	1	0	0	0	0	0.00	0	0.00		0.00
3.03	Head Master Room	0	0	0	0	#DIV/0!	0	0.00	0	0.00		0.00
3.04	Office Room	0	0	0	0	#DIV/0!	0	0.00	0	0.00		0.00
3.05	Computer Room	0	0	0	0	#DIV/0!	0	0.00	0	0.00		0.00
3.06	Library	1	7	0	0	0	0	0.00	0	0.00		0.00
3.07	Art and Craft room	0	0	0	0	#DIV/0!	0	0.00	0	0.00		0.00
3.08	Girls Activity Room	0	0	0	0	#DIV/0!	0	0.00	0	0.00		0.00
3.09	Toilet block block & water facility	8	12	0	0	0	0	0.00	0	0.00		0.00
3.1	Others	0	0	0	0	#DIV/0!	0	0.00	0	0.00		0.00
	Sub total	31	138.2	0	0	0	0	0.00	0	0.00		0.00
4	Other Civil works											0.00
4.01	Teacher quarters	0	0	0	0	0	0	0.00	0	0.00		0.00
4.02	Hostels	0	0	0	0	0	0	0.00	0	0.00		0.00
	Sub total	0	0	0	0	0	0	0.00	0	0.00		0.00

(Handwritten mark)

Dist: Rashtriya Madhyamik Shiksha Abhiyan Society, U. T. Chandigarh

S.No.	Activities	2011-12					Spill over for 2011-12	Fresh Proposal			Total
		Approval for 2011-12		Tentative Exp till 31st March 2011				Unit Cost	Phy	Fin	
		Phy	Fin	Phy	Fin	% Fin					
1	2	3	4	5	6	7	9	10	11	12=(11*10)	13=(12+9)
	Non recurring										
5	Major repair										0.00
5.01	Major repair	0	0	0	0	0	0	0.00	0	0.00	0.00
	Subtotal	0	0	0	0	0	0	0.00	0	0.00	0.00
6	MMER										0.00
6.01	MMER		3.88		2.28	59				29.16	29.16
	Subtotal	0	3.88	0	2.28	59	0	0.00	0	29.16	29.16
	TOTAL Non recurring										0.00
	Recurring										0.00
7	Staff for new school										0.00
7.01	Head Master	0	0	0	0	0	0	0.00	0	0.00	0.00
7.02	Subject teacher 1	0	0	0	0	0	0	0.00	0	0.00	0.00
7.03	Subject teacher 2	0	0	0	0	0	0	0.00	0	0.00	0.00
7.04	Subject teacher 3	0	0	0	0	0	0	0.00	0	0.00	0.00
7.05	Subject teacher 4	0	0	0	0	0	0	0.00	0	0.00	0.00
7.06	Subject teacher 5	0	0	0	0	0	0	0.00	0	0.00	0.00
7.07	Subject teacher 6	0	0	0	0	0	0	0.00	0	0.00	0.00
7.08	Subject teacher 7	0	0	0	0	0	0	0.00	0	0.00	0.00
7.09	Subject teacher 8	0	0	0	0	0	0	0.00	0	0.00	0.00
7.1	Lab Attendant	0	0	0	0	0	0	0.00	0	0.00	0.00
7.11	Librarian	0	0	0	0	0	0	0.00	0	0.00	0.00
7.12	Duftary	0	0	0	0	0	0	0.00	0	0.00	0.00
	Sub total	0	0	0	0	0	0	0.00	0	0.00	0.00
8	Staff for residential school										0.00
8.01	Head Master	0	0	0	0	0	0	0.00	0	0.00	0.00
8.02	Subject teacher 1	0	0	0	0	0	0	0.00	0	0.00	0.00
8.03	Subject teacher 2	0	0	0	0	0	0	0.00	0	0.00	0.00
8.04	Subject teacher 3	0	0	0	0	0	0	0.00	0	0.00	0.00

Dist: Rashtriya Madhyamik Shiksha Abhiyan Society, U. T. Chandigarh

S.No.	Activities	2011-12					Spill over for 2011-12	Fresh Proposal			Total	
		Approval for 2011-12		Tentative Exp till 31st March 2011				Unit Cost	Phy	Fin		
		Phy	Fin	Phy	Fin	% Fin						
1	2	3	4	5	6	7	9	10	11	12=(11*10)	13=(12+9)	
	Non recurring											
8.05	Subject teacher 4	0	0	0	0	0	0	0.00	0	0.00	0.00	
8.06	Subject teacher 5	0	0	0	0	0	0	0.00	0	0.00	0.00	
8.07	Subject teacher 6	0	0	0	0	0	0	0.00	0	0.00	0.00	
8.08	Subject teacher 7	0	0	0	0	0	0	0.00	0	0.00	0.00	
8.09	Subject teacher 8	0	0	0	0	0	0	0.00	0	0.00	0.00	
8.1	Lab Attendant	0	0	0	0	0	0	0.00	0	0.00	0.00	
8.11	Librarian	0	0	0	0	0	0	0.00	0	0.00	0.00	
8.12	Duftary	0	0	0	0	0	0	0.00	0	0.00	0.00	
	Sub total	0	0	0	0	0	0	0.00	0	0.00	0.00	
9	Furniture for existing schools										0.00	
9.01	Furniture based on students	0	0	0	0	0	0	0.00	0	0.00	0.00	
	Sub total	0	0	0	0	0	0	0.00	0	0.00	0.00	
10	Staff for schools sanctioned in previous years										0.00	
10.01	Head Master	0	0	0	0	0	0	0.00	0	0.00	0.00	
10.02	Subject teacher 1	0	0	0	0	0	0	0.00	0	0.00	0.00	
10.03	Subject teacher 2	0	0	0	0	0	0	0.00	0	0.00	0.00	
10.04	Subject teacher 3	0	0	0	0	0	0	0.00	0	0.00	0.00	
10.05	Subject teacher 4	0	0	0	0	0	0	0.00	0	0.00	0.00	
10.06	Subject teacher 5	0	0	0	0	0	0	0.00	0	0.00	0.00	
10.07	Subject teacher 6	0	0	0	0	0	0	0.00	0	0.00	0.00	
10.08	Subject teacher 7	0	0	0	0	0	0	0.00	0	0.00	0.00	
10.09	Subject teacher 8	0	0	0	0	0	0	0.00	0	0.00	0.00	
10.1	Lab Attendant (4 months)	42	23.94	0	0	0	0	0.80	42	33.60	33.60	
10.11	Librarian	0	0	0	0	0	0	0.00	0	0.00	0.00	
10.12	Duftary	0	0	0	0	0	0	0.00	0	0.00	0.00	
	Sub total	42	23.94	0	0	0	0	0.80	42	33.60	33.60	
11	Additional Teachers for existing schools										0.00	

Dist: Rashtriya Madhyamik Shiksha Abhiyan Society, U. T. Chandigarh

S.No.	Activities	2011-12					Spill over for 2011-12	Fresh Proposal			Total	
		Approval for 2011-12		Tentative Exp till 31st March 2011				Unit Cost	Phy	Fin		
		Phy	Fin	Phy	Fin	% Fin						
1	2	3	4	5	6	7	9	10	11	12=(11*10)	13=(12+9)	
	Non recurring											
8.05	Subject teacher 4	0	0	0	0	0	0	0.00	0	0.00	0.00	
8.06	Subject teacher 5	0	0	0	0	0	0	0.00	0	0.00	0.00	
8.07	Subject teacher 6	0	0	0	0	0	0	0.00	0	0.00	0.00	
8.08	Subject teacher 7	0	0	0	0	0	0	0.00	0	0.00	0.00	
8.09	Subject teacher 8	0	0	0	0	0	0	0.00	0	0.00	0.00	
8.1	Lab Attendant	0	0	0	0	0	0	0.00	0	0.00	0.00	
8.11	Librarian	0	0	0	0	0	0	0.00	0	0.00	0.00	
8.12	Duftary	0	0	0	0	0	0	0.00	0	0.00	0.00	
	Sub total	0	0	0	0	0	0	0.00	0	0.00	0.00	
9	Furniture for existing schools										0.00	
9.01	Furniture based on students	0	0	0	0	0	0	0.00	0	0.00	0.00	
	Sub total	0	0	0	0	0	0	0.00	0	0.00	0.00	
10	Staff for schools sanctioned in previous years										0.00	
10.01	Head Master	0	0	0	0	0	0	0.00	0	0.00	0.00	
10.02	Subject teacher 1	0	0	0	0	0	0	0.00	0	0.00	0.00	
10.03	Subject teacher 2	0	0	0	0	0	0	0.00	0	0.00	0.00	
10.04	Subject teacher 3	0	0	0	0	0	0	0.00	0	0.00	0.00	
10.05	Subject teacher 4	0	0	0	0	0	0	0.00	0	0.00	0.00	
10.06	Subject teacher 5	0	0	0	0	0	0	0.00	0	0.00	0.00	
10.07	Subject teacher 6	0	0	0	0	0	0	0.00	0	0.00	0.00	
10.08	Subject teacher 7	0	0	0	0	0	0	0.00	0	0.00	0.00	
10.09	Subject teacher 8	0	0	0	0	0	0	0.00	0	0.00	0.00	
10.1	Lab Attendant (4 months)	42	23.94	0	0	0	0	0.80	42	33.60	33.60	
10.11	Librarian	0	0	0	0	0	0	0.00	0	0.00	0.00	
10.12	Duftary	0	0	0	0	0	0	0.00	0	0.00	0.00	
	Sub total	42	23.94	0	0	0	0	0.80	42	33.60	33.60	
11	Additional Teachers for existing schools										0.00	

Dist: Rashtriya Madhyamik Shiksha Abhiyan Society, U. T. Chandigarh

S.No.	Activities	2011-12					Spill over for 2011-12	Fresh Proposal			Total	
		Approval for 2011-12		Tentative Exp till 31st March 2011				Unit Cost	Phy	Fin		
		Phy	Fin	Phy	Fin	% Fin						
1	2	3	4	5	6	7	9	10	11	12=(11*10)	13=(12+9)	
	Non recurring											
11.01	Head Master	0	0	0	0	0	0	0.00	0	0.00	0.00	
11.02	Subject teacher 1	0	0	0	0	0	0	0.00	0	0.00	0.00	
11.03	Subject teacher 2	0	0	0	0	0	0	0.00	0	0.00	0.00	
11.04	Subject teacher 3	0	0	0	0	0	0	0.00	0	0.00	0.00	
11.05	Subject teacher 4	0	0	0	0	0	0	0.00	0	0.00	0.00	
11.06	Subject teacher 5	0	0	0	0	0	0	0.00	0	0.00	0.00	
11.07	Subject teacher 6	0	0	0	0	0	0	0.00	0	0.00	0.00	
11.08	Subject teacher 7	0	0	0	0	0	0	0.00	0	0.00	0.00	
11.09	Subject teacher 8	0	0	0	0	0	0	0.00	0	0.00	0.00	
11.1	Lab Attendant	0	0	0	0	0	0	0.00	0	0.00	0.00	
11.11	Librarian	0	0	0	0	0	0	0.00	0	0.00	0.00	
11.12	Duftyary	0	0	0	0	0	0	0.00	0	0.00	0.00	
	Sub total	0	0	0	0	0	0	0.00	0	0.00	0.00	
12	School Grant										0.00	
12.01	School Grant	80	40	80	40	0	0	0.50	81	40.50	40.50	
	Sub total	80	40	80	40	0	0	0.50	81	40.50	40.50	
13	Minor Repair										0.00	
13.01	Minor Repair	79	19.75	79	19.8	100	0	0.25	80	20.00	20.00	
	Sub total	79	19.75	79	19.8	100	0	0.25	80	20.00	20.00	
14	Teacher Training										0.00	
14.01	Training for head masters	0	1.2	0	0	0	0	0.00	0	0.00	0.00	
14.02	Inservice training for existing teachers	0	3	0	0	0	0	0.02	300	4.50	4.50	
14.03	Training for new teachers	0	0	0	0	0	0	0.00	0	0.00	0.00	
14.04	Capacity building of key Resource persons							0.01	40	0.24	0.24	
14.05	Capacity building of Principals/Heads							0.02	81	1.22	1.22	

83

Dist: Rashtriya Madhyamik Shiksha Abhlyan Society, U. T. Chandigarh

S.No.	Activities	2011-12					Spill over for 2011-12	Fresh Proposal			Total	
		Approval for 2011-12		Tentative Exp till 31st March 2011				Unit Cost	Phy	Fin		
		Phy	Fin	Phy	Fin	% Fin						
1	2	3	4	5	6	7	9	10	11	12=(11*10)	13=(12+9)	
	Non recurring											
14.06	Capacity Building of Librarians							0.01	20	0.18	0.18	
14.07	Capacity Building of Laboratory Assistant							0.01	50	0.45	0.45	
14.08	Training of SMDC members		3							0.00	0.00	
	Sub total	0	7.2	0	0	0	0	0.05	491	6.59	6.59	
15	Quality Interventions										0.00	
15.01	Camping/Excursion trip for students of Class IX within State	0	0	0	0	0	0	0.00	10992	21.98	21.98	
15.02	Study tours for students out side State	0	9.76	0	0	0	0	0.02	425	8.50	8.50	
15.03	Study tour for teachers	0	0	0	0	0	0	0.02	425	8.50	8.50	
15.04	Science exhibition at school level	0	0	0	0	0	0	0.00	0	1.00	1.00	
15.05	Science exhibition at district level	0	0	0	0	0	0	0.00	0	0.00	0.00	
15.06	Book fair	0	0	0	0	0	0	0.00	0	1.00	1.00	
15.07	Special teaching for learning enhancement	0	0	0	0	0	0	0.00	0	0.00	0.00	
15.08	Hub for edusat	0	0	0	0	0	0	0.00	0	0.00	0.00	
15.09	Other activities(holding exhibition, mela & quiz	0	4	0	0	0	0	0.00	0	0.00	0.00	
15.1	Other activities(Holding of seminars at school	0	0	0	0	0	0	0.00	0	0.00	0.00	
15.11	Sports equipment	0	0	0	0	0	0	0.20	81	16.20	16.20	
15.12	Setting up of language lab in 20 schools	0	0	0	0	0	0	0.00	0	0.00	0.00	
15.13	Procurement of 10 Science kits per school @ Rs. 1500/-	0	0	0	0	0	0	0.15	81	12.15	12.15	
15.14	Salary for Counsellors	0	0	0	0	0	0	1.20	5	6.00	6.00	
	Sub total	0	13.76	0	0	0	0	1.59	12009	75.33	75.33	
16	Equity Interventions										0.00	
16.01	Girls oriented activities										0.00	
16.02	Providing text books and stationery kit etc.	0	0	0	0	0	0	0.01	7847	47.08	47.08	
16.03	Attendance scholarship is proposed for top 3	0	0	0	0	0	0	0.01	586	5.83	5.83	
16.04	seminars/awareness camps of Health & hygiene	0	0	0	0	0	0	0.00	6152	7.03	7.03	

Dist: Rashtriya Madhyamik Shiksha Abhiyan Society, U. T. Chandigarh

S.No.	Activities	2011-12					Spill over for 2011-12	Fresh Proposal			Total
		Approval for 2011-12		Tentative Exp till 31st March 2011				Unit Cost	Phy	Fin	
		Phy	Fin	Phy	Fin	% Fin					
1	2	3	4	5	6	7	9	10	11	12=(11*10)	13=(12+9)
	Non recurring										
16.05	Karate training/Self defense training for							0.00	2000	7.20	7.20
16.06	One day Education trip to 9th Students Girls	0	0	0	0	0	0	0.00	3931	11.79	11.79
	Sub total	0	0	0	0	0	0	0.02	20516	78.93	78.93
17	SC/ ST oriented activities										0.00
17.01	Special teaching classes/remedial classes	0	0	0	0	0	0	0.00	0	27.00	27.00
17.02	Providing text books, workbooks and	0	0	0	0	0	0	0.01	4481	26.89	26.89
17.03	Interactive session with parents on quarterly	0	0	0	0	0	0	0.00	8962	8.06	8.06
17.04	Provision for scholarship to the children	0	0	0	0	0	0	0.01	500	2.50	2.50
17.05	In order to motivate and encourage to ST/ST/OBC									17.01	17.01
17.06	Children belonging to ST/ST/OBC require							0.01	4481	24.64	24.64
17.07	Uniforms for 2221 students of class 9 th	0	0	0	0	0	0	0.01	2221	11.11	11.11
17.08	To encourage greater participation of girls in the	0	0	0	0	0	0	0.03	1043	31.29	31.29
	Sub total									148.49	148.49
18	Educational Backward Minorities oriented										0.00
18.01	Awareness Programme@ 10000/- per cluster	0	0	0	0	0	0	0.00	0	0.00	0.00
18.02	Educational Trip (Science city)	0	0	0	0	0	0	0.00	0	0.00	0.00
18.03	Reference/Sample books/Study material to	0	0	0	0	0	0	0.00	0	0.00	0.00
18.04	Quarterly School Level meeting @Rs.1000/- for	0	0	0	0	0	0	0.00	0	0.00	0.00
18.05	Text books @Rs.500/- for 500 children	0	0	0	0	0	0	0.00	0	0.00	0.00
18.06	Stationary Kits @Rs.500/-for 500 children	0	0	0	0	0	0	0.00	0	0.00	0.00
	Sub total									0.00	0.00
19	Interventions for Out of school children										0.00
	Open School System										0.00
19.01	Honorarium to special coaching teachers	0	0	0	0	0	0	0.00	0	7.80	7.80
19.02	Stationary kits(notebooks, practical note book)	0	0	0	0	0	0	0.00	1441	4.32	4.32
19.03	Examination fee & Regn. Fee for National	0	0	0	0	0	0	0.01	1750	25.83	25.83
19.04	TLM	0	0	0	0	0	0	0.01	100	0.50	0.50

Dist: Rashtriya Madhyamik Shiksha Abhiyan Society, U. T. Chandigarh

S.No.	Activities	2011-12					Spill over for 2011-12	Fresh Proposal			Total	
		Approval for 2011-12		Tentative Exp till 31st March 2011				Unit Cost	Phy	Fin		
		Phy	Fin	Phy	Fin	% Fin						
1	2	3	4	5	6	7	9	10	11	12=(11*10)	13=(12+9)	
	Non recurring											
19.05	The aim of achieving secondary education car	0	0	0	0	0	0	0.00	0	5.00	5.00	
19.06	Interactive session with parents to share the	0	0	0	0	0	0	0.00	2882	0.86	0.86	
19.07	Exposure visit for Dropout children: Exposure visit	0	0	0	0	0	0	0.00	0	7.92	7.92	
19.08	In order to motivate and encourage to OOS st	0	0	0	0	0	0	0.00	0	2.70	2.70	
19.09	Honorarium to Group 'D'	0	0	0	0	0	0	0.01	20	0.20	0.20	
19.1	Honorarium to cluster head for supervision &	0	0	0	0	0	0	0.12	20	2.40	2.40	
	Sub total	0	0	0	0	0	0	0.12	20	57.53	57.53	
20	Non Residential Special Training Centres for 45	0	0	0	0	0	0				0.00	
20.01	Honorarium to 5 special coaching teachers for 6	0	0	0	0	0	0	0.30	5	1.50	1.50	
20.02	Excursion Trips (two Trips) for 45 girls @ Rs.	0	0	0	0	0	0	0.01	45	0.27	0.27	
20.03	Rehabilitation Counselling Facilities	0	0	0	0	0	0			0.45	0.45	
20.04	Extra Curricular Activities	0	0	0	0	0	0	0.01	45	0.23	0.23	
20.05	Medical Care, Contingency fund for unforeseen	0	0	0	0	0	0			0.05	0.05	
20.06	Stationary Kits	0	0	0	0	0	0	0.01	45	0.23	0.23	
20.07	Health & Hygiene Kit	0	0	0	0	0	0	0.01	45	0.23	0.23	
20.08	TLM grant	0	0	0	0	0	0	0.01	2	0.01	0.01	
20.09	CCE record	0	0	0	0	0	0	0.00	45	0.02	0.02	
	Sub Total	0	0	0	0	0	0	0.33	232	2.98	2.98	
21	Children with Special needs (IED)	0	0	0	0	0	0				0.00	
21.01	Appointment of Resource Teachers	0	0	0	0	0	0	1.43	3	4.29	4.29	
21.02	Traning on life skill to CWMD, CWMI and CWMR									0.50	0.50	
21.03	Open schooling for children with hearing Impairment & OH									0.47	0.47	
21.04	Escort and Tansport Facility							0.02	34	0.51	0.51	
21.05	Strengthing of Resource Centre	0	0	0	0	0	0	0.00	0	0.00	0.00	
21.06	Setting up redressal centre for learning	0	0	0	0	0	0	0.00	0	0.00	0.00	

Dist: Rashtriya Madhyamik Shiksha Abhiyan Society, U. T. Chandigarh

S.No.	Activities	2011-12					Spill over for 2011-12	Fresh Proposal			Total	
		Approval for 2011-12		Tentative Exp till 31st March 2011				Unit Cost	Phy	Fin		
		Phy	Fin	Phy	Fin	% Fin						
1	2	3	4	5	6	7	9	10	11	12=(11*10)	13=(12+9)	
	Non recurring											
	Sub total										5.77	5.77
22	Guidance and Counselling											0.00
22.01	Salary for Counsellors	0	0	0	0	0	0	0.00	0	0.00	0.00	0.00
22.02	Tools	0	0	0	0	0	0	0.00	0	0.00	0.00	0.00
22.03	Literature & display material	0	0	0	0	0	0	0.00	0	0.00	0.00	0.00
22.04	Other 1	0	0	0	0	0	0	0.00	0	0.00	0.00	0.00
22.05	Other 2	0	0	0	0	0	0	0.00	0	0.00	0.00	0.00
	Sub total										0.00	0.00
23	MMER											0.00
24	Community Training											0.00
24.01	Training of SMDC members	0	0	0	0	0	0	0.01	1377	8.26	8.26	8.26
	Sub total										8.26	8.26
25	Curriculum reform											0.00
25.01	Activity 1	0	0	0	0	0	0	0.00	0	0.00	0.00	0.00
25.02	Activity 2	0	0	0	0	0	0	0.00	0	0.00	0.00	0.00
25.03	Activity 3	0	0	0	0	0	0	0.00	0	0.00	0.00	0.00
25.04	Activity 4	0	0	0	0	0	0	0.00	0	0.00	0.00	0.00
25.05	Activity 5	0	0	0	0	0	0	0.00	0	0.00	0.00	0.00
	Sub total											0.00
26	Community Mobilisation											0.00
26.01	Awareness drives/rallies @ Rs. 3000/- per clusters	0	0	0	0	0	0	0.00		0.60	0.60	0.60
26.02	Stall to be put in state functions/meals at State	0	0	0	0	0	0			0.50	0.50	0.50
26.03	Print literature for awareness generation of RMSA	0	0	0	0	0	0			0.50	0.50	0.50
26.04	Mass media for advertisement is newspapers									0.50	0.50	0.50
	Sub total										2.10	2.10
27	Educational Management Information System (EMIS)											0.00
27.01	Training of school heads/CRC and school teachers	0	0	0	0	0	0	0.00	0	1.00	1.00	1.00

S.No.	Activities	2011-12					Spill over for 2011-12	Fresh Proposal			Total	
		Approval for 2011-12		Tentative Exp till 31st March 2011				Unit Cost	Phy	Fin		
		Phy	Fin	Phy	Fin	% Fin						
1	2	3	4	5	6	7	9	10	11	12=(11*10)	13=(12+9)	
	Non recurring											
27.02	PES survey	0	0	0	0	0	0	0.00	0	1.00	1.00	
27.03	Stationary									1.00	1.00	
27.04	Hardware	0	0	0	0	0	0	0.00	0	3.00	3.00	
	Sub total									6.00	6.00	
	28 Research and Evaluation										0.00	
28.01	Activity 1	0	0	0	0	0	0			0.00	0.00	
28.02	Activity 2	0	0	0	0	0	0				0.00	
28.03	Activity 3	0	0	0	0	0	0				0.00	
	Sub total										0.00	
28.04	Salaries	0	0	0	0	0	0	0.00	0	0.00	0.00	
28.05	Honurarium	0	0	0	0	0	0	0.00	0	0.00	0.00	
28.06	TA/ DA	0	0	0	0	0	0	0.00	0	0.00	0.00	
28.07	Other Activities 1	0	0	0	0	0	0	0.00	0	0.00	0.00	
28.08	Other Activities 2	0	0	0	0	0	0	0.00	0	0.00	0.00	
28.09	Other Activities 3	0	0	0	0	0	0	0.00	0	0.00	0.00	
28.1	Other Activities 4	0	0	0	0	0	0	0.00	0	0.00	0.00	
	Sub total MMER									0.00	0.00	
	TOTAL Recurring									0.00	0.00	
	GRAND TOTAL (Non recurring + recurring)										515.24	

Civil works %
MMER %

Agenda Item No.6

Subject: Management Structure of Rashtriya Madhyamik Shiksha Abhiyan, UT, Chandigarh.

As per Manual on Financial Management and Procurement for RMSA, the scheme if any will be implemented through State Societies for this purpose. An option is also available for smaller States/U.T.s to implemented through the existing society that implement SSA.

In order to start RMSA project, a detailed proposal for the creation of various posts at Directorate level was put up at Agenda Item No.3 (Annexure-"I") in the first meeting of Executive Committee held on 7th February, 2011. Names of 12 posts under Management Structure at State Project Director, RMSA level were proposed for filling up by different methodologies as mentioned in the agenda at (Annexure-"II").

However, Executive Committee of RMSA decided at Para-3 of its minutes (Annexure-"III") dated 07.02.2011 as under:-

"So far as agenda item No.3 relating to creation of Management Structure at State Project Director, RMSA level was considered. It was decided to constitute a committee headed by the Director of Public Instructions (S) and District Education Officer, Registrar Education (College), Finance and Planning Officer as other members to recommend the management structure and minimum qualifications required for various posts. This Subject-Committee will submit its report within 10 days time to Education Secretary."

Consequent to the aforesaid observations of EC a Sub-Committee was constituted under the chairmanship of DPI (S) which submitted its report (Annexure-"IV") which recommended various posts for Management Structure

of RMSA, U.T. Chandigarh along with detailed criteria containing Name of Post, No. of posts, Qualifications, Mode of Appointment, justification etc. The report of the Sub-Committee was approved by worthy Education Secretary on 24.03.2011. Recommendations of the Sub-Committee on the Management Structure contained in its report may kindly be approved by the Executive Committee. These appointments will be made as and when requirement arise.

In order to ensure that RMSA is implemented effectively and in a time bound manner, a post of Superintendent Grade-II/RMSA was filled up as per norms contained in the report of the Sub-Committee which was approved by worthy Secretary, Education. However, other posts contained in the aforementioned report of the Sub-Committee could not be filled up due to paucity of funds. It is also pertinent to mention that Superintendent RMSA has resigned from this post on 18.06.2012 and new posts can not be filled up right now due to paucity of funds.

It is also mentioned here that no sufficient funds are available in the RMSA Accounts to meet out the expenditure on salary of RMSA staff. However, there is also a provision in the Manual on Financial Management and Procurement for RMSA as referred in para 1.2.4 that the scheme will be implemented through State Societies for this purpose. An option is also available for smaller States/U.T.s to implement through the existing society that implements SSA.

Hence the matter is placed before the Executive Committee to approve the functioning of RMSA through the existing required staff of Sarva Shiksha Abhiyan Society till the funds are available, for which suitable remuneration may be paid.

Agenda Item No 3

Annexure-I

Creation of Management Structure at State Project Director, RMSA level.

In order to start the project the proposal for creation of various posts at Directorate level of RMSA, was added in the Annual Work Plan & Budget (AWP&B) for the year 2010-11. But in the minutes of the meeting of the Project Approval Board held under the Chairmanship of the Secretary, School Education & Literacy, MHRD, New Delhi only a budget of Rs. 8.24 Lac has been sanctioned under Management Monitoring Evaluation & Research (MMER), without mentioning any detail of the posts. Therefore, it is proposed that the following posts at Directorate level of RMSA may be created and the budget provision of the same will be demanded in the Annual Work Plan & Budget (AWP&B) for the year 2011-12:

Sr. No.	Name of Post	No. of Post	Qualification / Remarks	Mode of Appointment	Remarks
1	State Project Director-RMSA	1	DPI(S) will be designated as SPD-RMSA	-----	---
2	Superintendent Grade II	1	Graduate with at least 5 years experience of working as Superintendent in a Govt. department and proficiency in operation of computer.	On contract basis.	Emolument will be paid as applicable to the contractual employees of Chandigarh Administration fixed by the Personal Department, UT, Chandigarh as amended from time to time.
3	Sr Assistant	1	Graduate with at least 05 years experience on working as Senior Assistant in a Govt. department and proficiency in operation of computer	On contract basis.	Emolument will be paid as applicable to the contractual employees of Chandigarh Administration fixed by the Personal Department, UT, Chandigarh as amended from time to time.

3	Additional Mission Director	1	Principal/ Lecturer from Education Deptt. On deputation	On deputation	--
4	Programme Officers (i) Quality (ii) Equity/Access (iii) Planning/Monitoring & Research (iv) Community Mobilization	4	Lecturers with good academic records on deputation from Education Dept/ on contract basis.	On deputation/on contract basis	Emolument will be paid as applicable to the contractual employees of Chandigarh Administration fixed by the Personal Department, UT, Chandigarh as amended from time to time.
5.	Assistant Controller (F&A)	1	On deputation from Finance Deptt.	On deputation	On deputation from Finance Department, Chandigarh Administration.
6.	Section Officer	1	On deputation from Finance Deptt.	On deputation	--
7.	Cashier	1	On deputation from the department of UT Chandigarh and proficiency in operation of computer	On deputation	--
8.	Programmer EMIS	1	B.E. in computer Science/ M.Sc. Computer Science/ MCA with 60% marks with 3 year exp. as programmer	On contract basis	Emolument will be paid as applicable to the contractual employees of Chandigarh Administration fixed by the Personal Department, UT, Chandigarh as amended from time to time.
9	Executive Engineer, Civil Works	1	On deputation/on contract basis	On deputation/contract basis	Emolument will be paid as applicable to the contractual employees of Chandigarh Administration fixed by the Personal Department, UT, Chandigarh as amended from time to time.

10	Clerks	7	Graduate and proficiency in operation of computer (word processing and Spread Sheets) and a speed of 30 w.p.m. in computer typewriting in English.	On contract basis	Emolument will be paid as applicable to the contractual employees of Chandigarh Administration fixed by the Personal Department, UT, Chandigarh as amended from time to time.
11	Data Entry Operators	2	Candidate should be Graduate from recognized University. Candidate should have minimum typing speed of 30 w.p.m with one year Certificate diploma in word processing/Modern Office Practices/ Commercial and Secretarial Practices/	On contract basis	Emolument will be paid as applicable to the contractual employees of Chandigarh Administration fixed by the Personal Department, UT, Chandigarh as amended from time to time.
12	Peon	6	Middle Standard from a recognized Board/Institution	On contract basis	Emolument will be paid as applicable to the contractual employees of Chandigarh Administration fixed by the Personal Department, UT, Chandigarh as amended from time to time.

The matter is placed for the approval of the Executive Committee.

Sr. No.	Name of Post	No. of Post	Qualification	Mode of Appointment	Remarks	Justification
1	State Project Director-RMSA	1	DPI(S) will be designated as SPD-RMSA	-----	---	---
2	State Project Director RMSA <i>Co-ordinator</i>	1	From amongst the Principal from Education Deptt. U.T. On deputation having minimum of 8 Years experience at Senior Secondary Level.	On deputation		
3	Administrative Officer	1	On deputation from amongst supdt. Grade I of U.T. Chandigarh or equivalent post having at least 3years service as Supdt.			
4	Superintendent Grade II	1	(a) Retired Superintendent of U.T. Chandigarh having 5 years experience of working as Superintendent OR/10 Years experience as Sr Asst in a Govt. Department and proficiency in operation of computer.	On contract basis.	Emolument will be paid as applicable to the contractual employees of Chandigarh Administration fixed by the Personal Department, UT, and Chandigarh as amended from time to time.	The MHRD has created a new mission namely RMSA for improvement in the Secondary Education with effect from the year 2010-2011. The work of RMSA presently is being dealt by the existing staff of SSA To establish the new office one Superintendent Grade -II is required
5	Sr Assistant	4	Retired Sr. Asstt. from U.T., Chandigarh with at least 05 years experience as such in a Govt. department and proficiency in operation of computer	On contract basis.	Emolument will be paid as applicable to the contractual employees of Chandigarh Administration fixed by the Personal Department, U.T., Chandigarh as amended from time to time.	The MHRD has created a new mission namely RMSA for improvement in the Secondary Education with effect from the year 2010-2011. The work of RMSA presently is being dealt by the existing staff of SSA To establish the new office four Sr Assistant are required

[Signature]
D.S.

6
R.F.S. - 42-

[Signature]

6. Programme Officers (i) Quality (ii) Equity/Access (iii) Planning/ Monitoring & Research (iv) Community Mobilization	4	Lecturers with good academic records on deputation from Education Dept failing which on contract basis.	On deputation/on contract basis	Emolument will be paid as applicable to the contractual employees of Chandigarh Administration fixed by the Personal Department, UT, Chandigarh as amended from time to time.	In order to improve the secondary education One Quality and Equity Planning/Monitoring & Research and Community Mobilization shown in column two is req
7. Section Officer	1	On deputation from Finance Deptt. (Qualified SAS)	On deputation		He will route files thro (F&A) SSA.
8. Clerk cum-Cashier	1	On deputation from the department of UT Chandigarh and proficiency in operation of computer having 5 years experience.	On deputation		Dealing all the cash relation of RMSA
9. Programmer EMIS	1	B.E. in computer Science/ M.Sc. Computer Science/ MCA with 60% marks with 3 year exp. as programmer	On contract basis	Emolument will be paid as applicable to the contractual employees of Chandigarh Administration fixed by the Personal Department, UT, Chandigarh as amended from time to time.	Dealing the EMIS of So level one Programmer of E required.
10. Executive Engineer, Civil Works	1	On deputation/on contract basis Retired XEN/SDO from U.T., Chandigarh experience in dealing with civil works.	On deputation/contract basis	Emolument will be paid as applicable to the contractual employees of Chandigarh Administration fixed by the Personal Department, UT, Chandigarh as amended from time to time.	Civil Work matter of RMSA

[Handwritten signature]

7 *[Handwritten mark]*
- 8 -

[Handwritten signature]

[Handwritten mark]

11	Clerks	4	Graduate and proficiency in operation of computer (word processing and Spread Sheets) and a speed of 30 w.p.m. in computer typewriting in English.	On contract basis	Emolument will be paid as applicable to the contractual employees of Chandigarh Administration fixed by the Personal Department, UT, Chandigarh as amended from time to time.	Establishment Branch -2 Account Branch-1 Programme Officer-1
12	Data Entry Operators	2	Candidate should be Graduate from recognized University. Candidate should have minimum typing speed of 30 w. p .m with at least one year Certificate diploma in word processing/Modern Office Practices/ Commercial and Secretarial Practices	On contract basis	Emolument will be paid as applicable to the contractual employees of Chandigarh Administration fixed by the Personal Department, UT, Chandigarh as amended from time to time.	Programmer EMIS-1 Establishment Branch-1
13	Helper/Office Assistant	4	10+2 with knowledge of Computer	On contract basis	Emolument will be paid as applicable to the contractual employees of Chandigarh Administration fixed by the Personal Department, UT, Chandigarh as amended from time to time.	Dy. State Project Director RMSA -1 Programmer EMIS & Programme Officer-1 Account Branch-1 Establishment-1
14	Steno-Typist	2	Graduation with authorized one year Stenographer Course(English) with good speed and experience of working on computer	On contract basis	Emolument will be paid as applicable to the contractual employees of Chandigarh Administration fixed by the Personal Department, UT, Chandigarh as amended from time to time.	One each with State Project Director/Dy. State Project Director RMSA

STATE PROJECT DIRECTOR-CUM-DPI(S)

Sarva Shiksha Abhiyan Society/Mission, U.T., Chandigarh

Additional Deluxe Building, Sector-9D, Chandigarh Phone: 0172-5067072-80

Fax: 0172-5067073.75 E-mail: ssaatchd@yahoo.co.in

To

1.	The Deputy Commissioner, Chandigarh Administration.	Member
2.	The Special Secretary-Finance, Chandigarh Administration.	Member
3.	The Director Public Instruction (C) Chandigarh Administration.	Member
4.	The Director Public Instruction (S) - cum-Project Director RMSA, UT, Chandigarh.	Secretary
5.	The Legal Remembrancer, Chandigarh Administration.	Member
6.	The Director, Social Welfare, Chandigarh Administration.	Member
7.	The Director, State Institute of Education, Chandigarh Administration.	Member
8.	The District Education Officer, Chandigarh Administration.	Member
9.	The Assistant Director Vocational Education, O/O the DPI(S), Chandigarh Administration.	Member
10.	The Block Development and Panchayat Officer, Chandigarh.	Member
11.	The Finance and Planning Officer, Finance Department, Chandigarh.	Member
12.	The Assistant Controller (F&A), Education Department, Chandigarh.	Member
13.	The Assistant Controller (F&A), SSA, UT, Chandigarh.	Member
14.	The Project Director or nominee, RMSA, Punjab.	Member
15.	The Project Director or Nominee, RMSA, Haryana.	Member
16.	The Project Coordinator, RMSA Society, UT, Chandigarh.	Member

Memo No. PD/SSA/EA1/2011/2106-26

Dated Chandigarh, the 16.2.2011

Subject: Minutes of the 1st Meeting of the Executive Committee for Rashtriya Madhyamik Shiksha Abhiyan.

Please refer to this office letter no. PD/SSA/EA1/2011/2524 dated 31.01.2011 on the subject noted above.

Please find enclosed a copy of Minutes of the 1st meeting of the Executive Committee for Rashtriya Madhyamik Shiksha Abhiyan Society held on 07.02.2011 in the conference hall of UT, Secretariate, UT, Chandigarh for information and necessary action.

[Signature]
Project Coordinator,
Sarva Shiksha Abhiyan Society
Chandigarh

9

u

15/2



MINUTES OF THE FIRST MEETING OF THE EXECUTIVE COMMITTEE OF RASHTRIYA
MADHYAMIK SHIKSHA ABHIYAN SOCIETY HELD ON 7.2.2011 IN THE
CONFERENCE HALL, U.T. SECRETARIAT, SECTOR-9, CHANDIGARH.

.....

A meeting of the Executive Committee of the Rashtriya Madhyamik Shiksha Abhiyan Society was held under the chairmanship of Shri V.K. Singh, IAS, Education Secretary on 7.2.2011 at 3.00 p.m. in the Conference Hall, U.T. Secretariat, Sector-9, Chandigarh and the following were present:-

1. Sh. Ajoy Sharma, IAS, Special Secretary-Finance, Director Public Instruction (C), Director Public Instructions (S)-cum Project Director RMSA, U.T., Chandigarh Member
2. Sh. Sant Prakash, LR-cum Director of Prosecution U.T., Chandigarh. Member
3. Smt Varsha Khangwar, HCS, Director Social Welfare U.T., Chandigarh. Member
4. Sh. Surender S Dahiya, Director State Institute of Education, U.T., Chandigarh. Member
5. Sh. Chanchal Singh, District Education Officer, U.T, Chandigarh. Member
6. Smt Saroj Mittel, The Assistant Director Vocational Education, O/o the DPI(S), U.T., Chandigarh. Member
7. Sh. S.L. Nautiyal, The Block Development and Panchayat Officer, Financial Department, U.T., Chandigarh. Member
8. Sh. Bhupinder Jatana, The Assistant Controller(F&A), Education Department, U.T., Chandigarh. Member
9. Sh. Roshan Lal, The Assistant Controller(F&A), SSA Society, U.T., Chandigarh. Member
10. Sh. Ram Kumar Sharma, The Project Coordinator, SSA Society, U.T, Chandigarh. Member

The brief description of the implementation of Rashtriya Madhyamik Shiksha Abhiyan, recently introduced by the Govt. of India, MHRD was explained by the DPI (S)-cum-Project Director RMSA, U.T., Chandigarh. It was further informed that the society, as per guidelines of the Govt. of India, has already been constituted. The goal and objectives of the RMSA were explained.

The following decisions were taken in consideration of the agenda items:-

1. Agenda item No. 1 relating to adoption of constitution of RMSA Mission / Society and Resolution was approved.

2. Agenda item No. 2 relating to the Budget as approved by the Project Approval Board, Ministry of HRD, Govt. of India, was accepted. (9-11-12 2012)

3. So far as agenda item No. 3 relating to creation of Management Structure at State Project Director, RMSA level was considered. It was decided to constitute a committee headed by the Director of Public Instruction (S) and District Education Officer, Registrar Education (College), Finance and Planning Officer as other members to recommend the management structure and minimum qualifications required for various post. This Sub-Committee will submit its report within 10 days time to Education Secretary.

4. Agenda item No. 4 relating to Civil Works was accepted.

5. Agenda item No. 5 relating to adoption of Financial Rules was approved.

6. Agenda item No. 6 relating to schools to be covered under RMSA and creation of Cluster Heads was approved.

7. Agenda item No. 7 relating to creation of posts of teachers was deferred. It was desired by the Chair that school wise data with regard to students and teacher needs to be studied first. The Director of public Instructions (S) was asked to collect and analyse the data and put up to Education Secretary within 10 days. It was further decided to develop the MIS for all the Government Schools on priority basis. SES-1

8. Agenda item No. 8 relating to Annual Grants was approved.

9. Agenda item No. 9 relating to In-Service Training for existing teachers was approved. It was further stressed that a proper training policy needs to be framed to reap the benefits of RMSA.

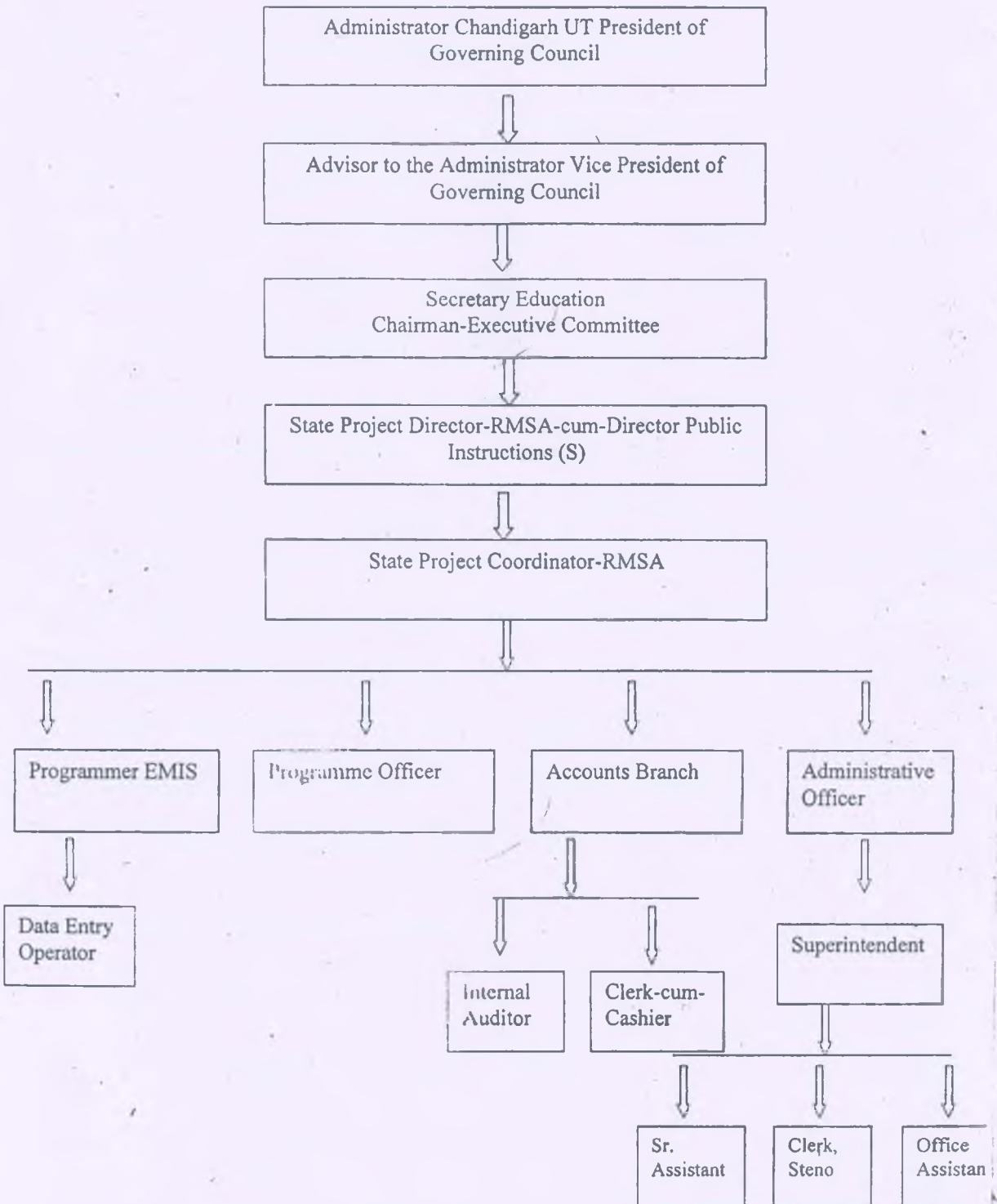
1093

Meeting ended with vote of thank to the Chair.

10

Annexure - IV

Management Structure of RMSA, UT Chandigarh.



Agenda Item No.7

Subject:- In-Service training Programmes

Rashtriya Madhyamik Shiksha Abhiyan aims at universalization of quality education at secondary stage. The focus of RMSA is on overall development of children on both curricular & co-curricular aspects. For this purpose encouragement to Active learning pedagogy, participatory approach, and understanding with reasoning, exposure to life skills etc needs to be given. Since, the teacher is considered as the most important & responsible component in the education system, who provides opportunity to the learners to learn at their pace & can facilitate them in learning with understanding by giving them a variety of experiences & chances to learn, it is necessary to enable the teachers to continuously upgrade their knowledge & teaching skills through In-Service training programmes. RMSA places great emphasis on building the capacity of teachers and Heads / Principals by upgrading their knowledge & skills through In-Service trainings. As per RMSA financial manual there is a provision of Rs. 300/- per day per person for 05 days training programme.

Norms for In-Service Trainings

Sr. No.	Item	Expenditure
1	Honorarium to Course Director	Rs.2000/-
2	Honorarium to Coordinator (If 02 or more than 02 batches)	Rs.1500/-
3	Honorarium to Resource Persons i.e. Rs.800 per period i.e Rs.800 per period (90 mnts) x 4 periods x 5 days	Rs. 16000/-
4	Stationery @ Rs.30/-per participant i.e. Rs.30 x 35 participants	Rs.1050/-

5	Refreshment @ Rs.50 per day per person i.e. Rs. 50 x 5 days x 45 persons (Including participants, RPs, course Director & other staff involved in the training programme.)	Rs.11250/-
6	Contingency @ Rs. 5000/- (per batch)	Rs.5000/-
7	Group D (per batch)	Rs.500/-
8	Ministerial Support (per batch)	Rs.700/-
	Total	Rs.38000/-

These trainings will be imparted at State Institute of Education-32, Regional institute of English-32, Colleges of Education & Schools. The size of each group will be 35-40 persons. The saving under In-service training is to be spent on procurement of teaching /training modules.

- **Note:** The Above norms will be applicable for SMDC Training Programme also.

Executive Committee may approve the norms for all In-Service training programmes.

Agenda Item No.8

Subject: Civil Works of RMSA

The Ministry of Human Resource development, (Department of School Education and Literacy), New Delhi in its 5th meeting of Project Approval Board for Rashtriya Madhyamik Shiksha Abhiyan (RMSA) held on 29th -30th September, 2010 has sanctioned the budget of Rs.348.03 Lac under head civil works. The detail of the works required to be executed during the financial year 2010-11 was as under:

Ser No	Components	Physical	Unit Cost	Total amount approved (Rs in Lac)
1.	New/Upgraded schools			
1.1	Up gradation of upper primary school(2 section schools)	4	61.50	246.00
2.	Strengthening of existing school	8	-	102.03
2.1	Classrooms	11	5.63	61.93
2.2	Science lab	1	6.10	6.10
2.3	Library	3	7.00	21.00
2.4	Separate toilet Block & drinking water facilities	8	1.50	12.00
2.5	Lab Equipment	1	1.00	1.00
	Total (Civil Works)			348.03

The following four schools have been identified for upgradation to secondary level under RMSA during 2010-11:-

1. Govt. Model Middle School - Maloya, Chandigarh.
2. Govt. Middle School Sector-46, Chandigarh.
3. Govt. Middle School Sector-52, Chandigarh.
4. Govt. Middle School-Indira Colony, Manimajra, Chandigarh

In addition to above the following schools have been identified for Additional Classrooms, Science Lab & Library as noted against each:-

Sr. No.	Name of the School	Additional Class Rooms	Science Lab	Library	Present Status
1.	GMSSS- MHC, MM, Chandigarh	02	-	-	Drawings issued
2.	GMHS- Manimajra Chandigarh	02	-	-	Drawings awaited
3.	GHS- Mauli Colony	01	-	01	Drawings issued
4.	GSSS- Raipur Khurd	-	-	01	Drawings awaited
5.	GMSSS- Sarangpur	-	-	01	Drawings issued
6.	GHS- Kajheri	02	-	-	Drawings issued
7.	GSSS- Manimajra Town	04	01	-	Drawings issued
	Total	11	01	03	

The Director, MHRD, New Delhi has issued revised budget outlay of Rs. 341.20 Lac vide letter No. F.1-2/2010-Sch.1 dated 30.06.2011 and MHRD has also released 1st installment of Rs. 153.54 Lac for civil works as spillover but the Engineering Department, Chandigarh has not prepared rough cost estimate. The unit cost of school was reduced from Rs.61.50 to 58.12 Lac. The Engineering Department, Chandigarh has not prepared rough cost estimate. Therefore, no administrative approval could be issued.

The MHRD has also approved the strengthening of following schools of 2011-12 in the 10th meeting of PAB held on 31.05.2011 and has approved Rs. 63.30 Lac but no funds have been released:-

Sr. No.	Name of the School	Additional Class Rooms	Library
1.	GHS- Mauli Jagran	04	-
2.	GMHS- Vikas Nagar	04	-
3.	GHS- Karsan	01	-
4.	GMHS- 43	01	01
	Total:	10	01

Further, the position of civil works of RMSA has been reviewed with the ongoing works of Education Department of SSA. Out of four schools identified for up-gradation during the year 2010-11 only one school GMS- Indira Colony, Manimajra, Chandigarh is to be up-graded in which the construction is going on. Funds have already been released in r/o GMMS- Maloya, GMS- 46 and GMS- 52 as SSA share. Therefore no funds can be released from RMSA to these schools except in respect of GHS- Mauli Colony for which funds to the tune of Rs. 58.12 Lac for up-gradation and 3.00 Lac for 2 Nos. Toilets and Drinking Water as RMSA share has been released.

The drawings for 7 Nos. schools identified during 2010-11 for Additional Class Rooms, Science Lab and Library stand issued by the Architect Department 3-4 years ago and these schools have since been completed therefore no funds can be released out of RMSA funds.

During the year 2011-12, four schools have been identified for construction of Additional Class Rooms in each school, Science Lab etc. It is reiterated that share of SSA in r/o of these schools has been released except GMHS- 43, Chandigarh. Construction against those Additional Class Rooms where SSA funds were released has not been completed. Hence, funds out of RMSA can not be released.

Chandigarh is a planned city and it is not feasible to construct one class room. In U.T., Chandigarh only additional blocks/ additional floors are added in the existing building.

It is therefore, proposed that MHRD may kindly be requested to release funds for complete block/additional floor only out of RMSA. At present additional floors are under construction in Govt. High School - Police Colony, Sector-26, Chandigarh.

The present position of funds under civil works is as under:

Year	Total Allocation (` in Lacs)	State Share (` in Lacs)	Center Share (` in Lacs)
2011-12	63.30	15.82	47.48
2010-11	370.71	92.68	278.03
Total:	434.01	108.50	325.51

