

# STATE ADULT EDUCATION PROGRAMME

(SELF - SUFFICIENCY SCHEME)

A Report of the Projects 1980

SALEM DISTRICT



YERCAUD LAKE

-548215

374

TAM-S



Directorate of Non-Formal and Adult Education

TAMILNADU

Sub. National Systems Unit,  
National Institute of Educational  
Planning and Administration  
17-B, SriAurobindo Marg, New Delhi-110016  
DOC. No. D.-773 ...  
Date.....27/5/83

PRIME MINISTER OF INDIA  
Mrs. INDIRA GANDHI



“..... Education is not something that is confined to the class room ..... One is learning continuously from what is happening to one or around one from the people with whom one is mixing .....

CHIEF MINISTER OF TAMILNADU  
**Mr. M. G. Ramachandran**



“The State Adult Education Programme is a boon to the poor and downtrodden who missed schooling in their early years. Implementing developmental schemes in villages will be of no use if illiteracy is not eradicated. Literacy of women is more vital for the uplift of the community”.

EDUCATION MINISTER OF TAMILNADU  
**Mr. C. Aranganayagam**



“Adult Education is a medium of human resource development. The Programme aims at bringing those people in the main stream of the national life who had been ignored so far.”

Director of Non-Formal and Adult Education Tamil Nadu  
Doctor (Mrs) STELLA SOUNDARARAJ



“Adult education ensures the success of our democracy and mass participation of all citizens in the national development effort”.



DISTRICT COLLECTOR  
Mr. S. R. KARUPPANNAN

Addressing the gathering at the District level Valedictory Function  
of the SAEP, Salem.



Our Director with Salem District Adult Education  
functionaries.



## C O N T E N T S

## P A R T - A

District Report

Sl. No.	Subject	Page
1.	Foreward	.. 2
2.	District Map	.. 5
3.	Sales an outline	.. 6
4.	Introduction	.. 7
5.	Phasing the Programme	.. 8
6.	Tables I to XIV	.. 15 - 29
7.	Analysis and evaluation	.. 11

## P A R T - B

Project Reports

1.	Kadayampatti	.. 30
2.	Kolathur	.. 55
3.	Managiripet	.. 69
4.	Tiruchengodu	.. 90

**F O R E W O R D**

Adult Education Programme is a mass movement. To eradicate illiteracy of several lakhs of people in the State is no easy task.

The launching of Self-sufficiency Scheme in the State came in handy for the implementation of Adult Education Programme. Under the Self-sufficiency Scheme 69 Blocks were selected in Tamil Nadu. Out of 69 blocks, in 61 blocks Adult Education Programme was launched in January/February '80, the remaining eight blocks having been already covered under a different programme and the first phase of the programme came to a close in November/December '80.

Monitoring and evaluation formed the main thrust in the Programme and as a result the present report has been brought out. The report brings out the growth, history and the implementation of the programme in all its aspects.

I congratulate Mr. Sundaram, District Adult Education Officer, Project Officers, Field functionaries and officials of the Developmental Departments of Salem District for making the Programme a success and bringing out such a beautiful and illustrative report.

MADRAS-6

18 - 4 - '81

Dr. (Int.) Stella Soundararaj,  
M.Sc., (Lond.), B.T., Ph.D.,

DIRECTOR OF NON FORMAL & ADULT EDUCATION

**STATE ADULT EDUCATION PROGRAMME  
ESTABLISHMENT**

1. **Dr. (Mrs.) Stella Sundraraj, M.Sc., (Lond), B.T., Ph.D.,**  
**Director of Non-formal & Adult Education,**  
**Madras.**

2. **S. Sundaram, M.A., B.T.,**  
**District Adult Education Officer,**  
**Salen.**

3. **Project Officers**

<b>M. Ganapathy, B.Sc., B.T.,</b>	<b>- Kadayampatti.</b>
<b>M. Devadas, M.A., B.T.,</b>	<b>- Kolathur.</b>
<b>S. Devaraj, B.A., B.T.,</b>	<b>- Managiripet.</b>
<b>S. Antony Ganaprasadam,</b> <b>B.Sc., M.Ed.,</b>	<b>- Tiruchengodu.</b>

**STATE ADULT EDUCATION PROGRAMME**

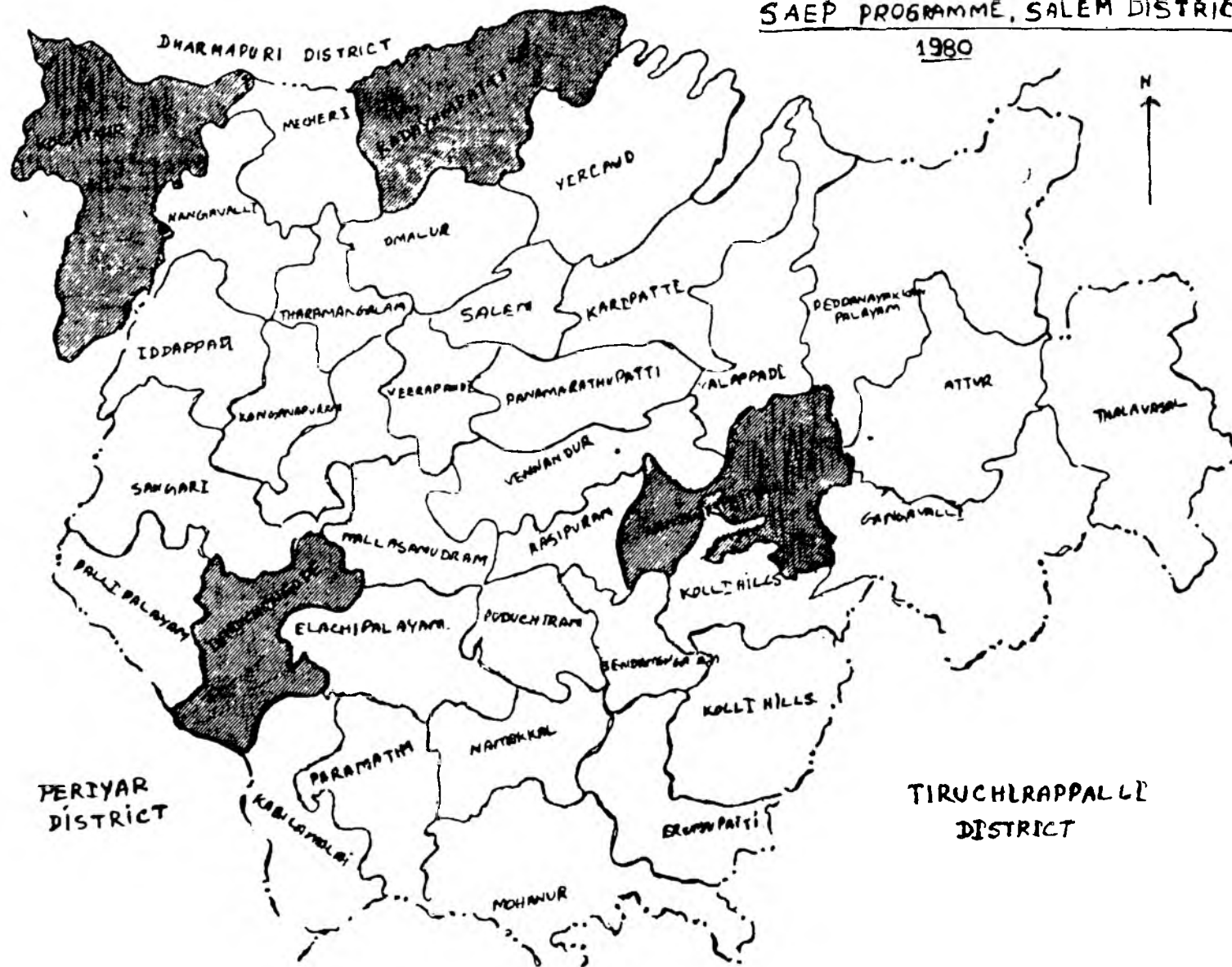
**SALEM - 1990**

**DISTRICT OFFICE ESTABLISHMENT**

<b>District Adult Education Officer</b>	<b>  Mr. S. Sundaram, M.A., B.T.,  </b>
<b>Assistant</b>	<b>: Mrs. B. Leela,</b>
<b>Statistical Assistant</b>	<b>: Mr. G. Insarathan</b>
<b>Junior Assistant</b>	<b>: Mr. N. Ramasamy</b> <b>Mr. K. Subramanian</b>
<b>Steno-Typist</b>	<b>: Miss. T.A. Narayanaswari, B.A.,</b>
<b>Basic Servant</b>	<b>: Mr. R. Krishnasamy</b>
<b>Driver</b>	<b>: Mr. S. Ulaganathan</b>

SAEP PROGRAMME, SALEM DISTRICT

1980



**P A R T- A**  
**STATE ADULT EDUCATION PROGRAMME**  
**I PHASE 1980 SALEM DISTRICT**  
**DISTRICT REPORT**

**I SALEM DISTRICT GEOGRAPHICAL AND CULTURAL STATUS**

Salem District is geographically situated in the centre of Tamil Nadu. It is surrounded by Shervaroy and Kollihills of the Eastern Ghats. These hills protect Salem from natural calamities like cyclones, storms etc. The area of the District is 8043 square kilometres with a population of 34.3 lakhs according to the 1981 census. Among them only 13.25 lakhs people are literates. (Men-6.66 lakhs, Women-4.59 lakhs.). There are nine taluks and 35 Panchayat Unions in this District.

The main occupations of the people are Agriculture and weaving. The District is having the biggest public Sector unit Salem Steel Plant (under construction) besides cement, sugar, paper, Aluminium, Magnesite, Cango factories and handloom textiles. The biggest dam in Tamil Nadu namely the Mettur Dam constructed across the river Cauvery in this District only helps the Agricultorists on the Western and Southern parts of the district to a certain extent. In the other parts, farmers rely on borewells and seasonal rains. The Attur rice that is being cultivated in this District is considered to be a good variety. Salem is also famous for mangoes.

### Health resorts:

Yercaud and Kollihills are the two health resorts of this district. They are also known as resorts for middle class people. Yercaud is situated at a height of 5000 feet in the Utharvarayan hills at a distance of 30 kms from Salem. The main attraction is the beautiful natural scenery of the place. Summer festivals and flower shows are celebrated every year in May. Kollihills is situated 90 kms away from Salem and its height is 3000 feet. This hillock is having fully grown herbs and medicinal plants. There is also a water falls from a height of 150 feet. It is also famous for honey.

### Temples:

There are beautiful temples in this District. The temples at Manakkal, Paramangalam and Tiruchengodu are famous for the best sculptures of our country. There are also two historical forts on the Manakkal and Sankari hillocks built by Tippusultan.

## II ADULT EDUCATION FOR THE UPLIFT OF MASSSES

All our Five Year Plans emphasize removal of unemployment, appreciable rise in the standard of living of the poorest sections of the population and provision by the State of the basic needs of the people including clean drinking water, adult literacy, elementary education, health care, rural roads and rural housing. It is recognized that adult education -- looked upon as a method of human resource development including literacy, functional development and creation of

awareness among the poor regarding their inherent power to determine their destinies—should become the method in the new development process. It can contribute to the new development strategy by making a substantial part of the work force literate and better skilled.

The State Adult Education Programme recognizes the importance of giving special priority to the age-group 15-35 which is important from the production point of view. Women form a substantial and integral segment of the labour force. An understanding about the role and status of women in society will therefore be an essential part of all programmes organized under State Adult Education Programme. Highest priority needs to be given to Scheduled Castes and Scheduled Tribes. The State Adult Education Programme emphasizes acquisition of literacy skills, development of functionality and creation of awareness. It is really a mass movement.

### III PHASING THE PROGRAMME

Taking into consideration all the aims and objectives of the State Adult Education Programme, the I Phase of the Programme was implemented in Salem District during 1980 in the Self-sufficiency blocks, Kadayanpatti, Kolathur, Managiripet and Tiruchengodu at the rate of 100 centres in each block. The population of the District according to 1981 census is 34.3 lakhs as against 29.9 lakhs in 1971. The literacy rate is 13.25 lakhs, (Men-8.66, Women-4.59 lakhs). The successful implementation of the State Adult Education Programme of all the agencies helped to increase the percentage of literacy



among adults. 400 animators were selected from the teaching community and unemployed youths and they were given pre-service training for 10 days. All the 400 centres functioned for 90 days during 1960. An analysis of all the four State Adult Education Programme projects organized in this District is given in detail in the following pages. A complete picture of the four blocks in the form of Fourteen Tables is also given. A District map is also attached with this report.

### DISTRICT LEVEL ACTIVITIES

In order to tone up the administration at the district level effort has been taken to obtain successful results.

#### Meeting with Developmental Officers and District Adult Education Board members

The District Adult Education Officer used to meet frequently all the Developmental Officers at the District level to get their co-operation. A District Adult Education Board was formed with Collector as its Chairman and the District Adult Education Officer as Secretary and all Development Officers, Commissioners, Project Officers and other individuals involved in Adult Education Programme as members. The board met once in a quarter to discuss and find ways to solve problems in adult literacy centres.

#### Monthly meeting of Project Officers

The District Adult Education Officer convened once in a month meeting of the Project Officers and had discussions with them to successfully implement the scheme. He also had frequent visits to the Projects and gave proper guidance.

All India Radio Seminar on Adult Education

The Director of All India Radio, Coimbatore with the help of the District Adult Education Officer and Project Officers conducted a seminar on Adult Education on 2.10.80 at Salem. The seminar was largely attended by adult learners and animators. The Honourable Education Minister also participated in the seminar. The seminar was presided over by Dr. Int. Stella Sundraraj, Director of Non-formal and Adult Education and inaugurated by Thiru S.R. Karuppannan, District Collector; Thiru C. Adhiraman, Assistant Director also participated in the seminar. The Honourable Education Minister Thiru C. Aranganayagan in his address stressed the need for adult education besides giving valuable and practicable suggestions in the implementation of the programme. The seminar was found very useful. An exhibition stall was also installed with aids charts and flash cards used in the adult education centres. The exhibits won much appreciation from the audience. Cultural performances of learners were the highlights of the seminar.

Anniversary Function of the State Adult Education Programme

The District Level Valodictory function of all the Projects was celebrated in a fitting manner on 23.12.80 at Salem. The District Collector Thiru S.R. Karuppannan presided and declared open the aids exhibition. The Collector appreciated the successful implementation of the scheme in Salem District. He also suggested that the "Adult Education Centres" can better be named as 'Revived Opportunity' centres for learning. Thiru K.S. Subbiah

Assistant Director also addressed the meeting.

#### SUCCESS OF THE SCHEME

It is because of the sincere and hardwork turned out in the field by the animators, Supervisors and Project Officers the scheme has been a great success in this District during the 7 Phases of the Programme 1980.

#### A N A L Y S I S

A total number of 13310 learners (7547 men + 5763 women) were enrolled in all the four Self-sufficiency blocks in Salem District. Madayampatti stood first in enrolling more learners. There were 4737 Scheduled Caste learners (2757 men + 1980 women). Compared with other blocks, in Tiruchengodu, there were more Scheduled Caste learners.

The State Adult Education Programme aims at educating all the illiterates in the age group 15 to 35, during the year under report though the total enrolment was 10684 under the age group. This forms 82.51 of the total learners. This group of learners is the vital force of the community.

Majority of the learners were agricultural labourers.

Unemployed youths, unemployed teachers and Bala Sevikas did good work in the field as animators. In general women animators were more devoted than men in running the centres. There were 80 animators belonging to the Scheduled Castes. In Madayampatti block, two centres where the learners were exclusively Caste Hindus were run by two Scheduled Caste animators. The response was good. If proper environment is created and opportunities given.

there would be no illfeeling between caste Hindus and Harijans.

240 Centres were located in private houses, in public buildings and in temples. This shows the involvement of the public in the implementation of the programme. The working hours prescribed were quite suitable to the learners. The visits to the centres by developmental officials were found inadequate. More visits by them would have helped development in functionality.

### EVALUATION

The final evaluation of learners was taken up in December '30, the last month of the programme. A common tool for evaluation was prepared and used.

#### Literacy and Literacy Level

	Level of attainment		
	Grade I V std level	Grade II III Std level	Grade III I std level
1) Kadayanpatti	923	647	667
2) Kolathur	570	760	995
3) Nanagiripet	454	270	522
4) Tiruchengodu	736	1227	342
	<u>2682</u>	<u>3504</u>	<u>2526</u>

The percentage of literacy attainment in each block is given below

Kadayanpatti	82.5%
Kolathur	80.0%
Nanagiripet	73.00%
Tiruchengodu	80.5%

Functionality and awareness

The achievement in functionality and awareness was tested individually by keen observation and through oral questions. The following is the break up of figures of involvement of learners in developmental activities during the year under report.

S.No	Name of the activity	No. of learners involved
1.	Small savings	2153
2.	Cottage industries	343
3.	Involvement in animal husbandry schemes	1443
4.	Cattle rearing including poultry	955
5.	Kitchen garden	842
6.	Special service like clearing the streets, deepening of wells etc	1631
7.	But electrification	257
8.	Excursion	2929
9.	Meetings, functions & Celebrations	3319
10.	Cultural activities	5047
11.	Availing loan facilities from Government and Bank	517

Centre level evaluation

Centre level evaluation of all the four hundred centres was done by the supervisors concerned. The supervisors met three important persons where the centres functioned and included their observations and remarks in the evaluation sheets. A limited number of centres were also evaluated externally by

developmental officials and other important persons of the locality.

Project level evaluation

The Project level evaluation was done by the project officers themselves.

Conclusion

In general everyone feels the change of improvement in the village life and wants the scheme to be continued for some more time. The State Adult Education Programme Scheme in this district has been very successfully implemented. The District has also earned a good name.

**T A B L E I**

**STATEMENT SHOWING THE NAMES OF BLOCKS AND DISTRIBUTION OF CENTRES ACCORDING TO S.I.**

Sl. No	Blocks in Salem District	Men	No. of centres for women	Combined	Total
1.	Kadayampatti	47	40	13	100
2.	Kolathur	42	37	21	100
3.	Nanagiripet	50	50	—	100
4.	Tiruchengodu	41	29	30	100
	<b>Total</b>	<b>180</b>	<b>156</b>	<b>64</b>	<b>400</b>

In order to enrol more women illiterates provision had been made in two hundred and twenty centres.

**T A B L E II**

**DISTRIBUTION OF LEARNERS ACCORDING TO CASTE, SEX ETC**

L.No	Blocks in Salem District	S.C			S.T			Others			Total		
		Men	Women	Total	Men	Women	Total	Men	Women	Total	Men	Women	Total
1.	Kadayampatti	579	323	902	40	14	54	1340	1215	2555	1959	1582	3541
2.	Kolathur	678	520	1198	145	71	216	<del>2222</del> 1342	723	1865	2065	1314	3379
3.	Namagiripet	540	540	1080	163	30	193	910	1050	1960	1613	1620	3233
4.	Tiruchengodu	960	597	1557	-	-	-	950	690	1630	1910	1277	3187
<b>Total</b>		<b>2757</b>	<b>1980</b>	<b>4737</b>	<b>348</b>	<b>115</b>	<b>463</b>	<b>4442</b>	<b>3668</b>	<b>8110</b>	<b>7547</b>	<b>5703</b>	<b>13310</b>
<b>Percentage</b>				<b>35.5%</b>				<b>3.5%</b>		<b>61%</b>			

In total enrolment, Kadayampatti exceeds all other blocks. In Tiruchengodu block more scheduled Caste learners were enrolled.

S.C Scheduled Caste  
S.T Scheduled Tribe



TABLE III

LEARNERS BY AGE

Sl.No	Blocks in Salem District	Below 15			Between 15-35			Above 35			Total		
		Men	Women	Total	Men	Women	Total	Men	Women	Total	Men	Women	Total
1.	Kadayampatti			1554	1229	2783	405	323	728	1959	1532	3511	
2.	Kolathur	-	-	1332	1212	3074	203	102	305	2065	1314	3379	
3.	Nemagiripet	-	-	1447	1450	2897	166	170	336	1613	1620	3233	
4.	Tiruchengodu	-	-	1254	976	2230	655	301	957	1910	1277	3187	
	Total	-	-	6117	4867	10984	1430	896	2326	7547	5763	13310	

In the age group 15 to 35 more learners were enrolled in Kolathur block. The enrolment of 10,984 learners in the age group 15-35 is 82.5% of the total learners. This group is the vital force of the community.

**TABLE IV**  
**LEARNERS BY OCCUPATION**

Sl. No	Blocks in Salem District	Students in Agriculturist	Agri. Labourers	Artisans	Self employed	Business	Casual Labourers	Unemploy- ed Coolies	Total
1.	Kadayampatti	649	1362	302	346	38	394	400	3611
2.	Kolathur	757	2453	50	119	-	-	-	3379
3.	Namagiripet	867	1249	-	-	27	1090	-	3233
4.	Tiruchengodu	410	1875	-	-	-	594	318	3187
<b>Total</b>		<b>2683</b>	<b>6939</b>	<b>352</b>	<b>465</b>	<b>65</b>	<b>2068</b>	<b>718</b>	<b>13310</b>

In all the blocks majority of learners were agricultural labourers.

**TABLE V**  
**ANIMATORS BY AGE**

Sl.No	Blocks in Salem District	15 - 24			25 - 29			30 - 34			35 - 54 & above						Total		
		M.	W.	T.	M.	W.	T.	M.	W.	T.	M.	W.	T.	IL	W.	T.	M.	W.	OT.
1.	Kadayampatti	8	20	28	9	3	12	12	12	24	22	14	36	-	-	-	51	49	100
2.	Kolathur	36	27	63	14	4	18	6	3	9	8	2	10	-	-	-	64	36	100
3.	Namagiripot	6	17	23	5	9	14	6	9	15	32	14	46	1	1	2	50	50	100
4.	Tiruchengodu	13	9	22	7	12	19	8	5	13	34	4	38	4	-	4	66	30	96*
<b>Total</b>		<b>63</b>	<b>73</b>	<b>136</b>	<b>35</b>	<b>28</b>	<b>63</b>	<b>32</b>	<b>29</b>	<b>61</b>	<b>96</b>	<b>34</b>	<b>130</b>	<b>5</b>	<b>1</b>	<b>6</b>	<b>231</b>	<b>165</b>	<b>396</b>

\* 4 animators were handling two centres each.

There were more number of animators in the age group 15 to 24. Four animators were handling two centres each in Tiruchengodu block.

**T A B L E VI**  
**A N I M A T O R S C A T E G O R Y W I S E**

Sl.No	Blocks in Salem District	Day School Teachers			Unemployed Teachers			Unemployed Youths			Retired Military persons			Other Balasevikas			Total		
		M.	W.	T.	M.	W.	T.	M.	W.	T.	M.	W.	T.	M.	W.	T.	M.	W.	T.
1.	Kadayanpatti	42	15	57	4	2	6	5	18	23	-	-	-	-	14	14	51	42	100
2.	Kolathur	14	4	18	6	-	6	44	32	76	-	-	-	-	-	-	64	36	100
3.	Managiripet	35	24	59	1	1	2	14	22	36	-	-	-	-	3	3	50	50	100
4.	Tiruchengodu	39	7	46	-	-	-	24	17	41	3	-	3	-	6	6	66	30	96
<b>Total</b>		<b>130</b>	<b>50</b>	<b>180</b>	<b>11</b>	<b>3</b>	<b>14</b>	<b>87</b>	<b>89</b>	<b>176</b>	<b>3</b>	<b>-</b>	<b>3</b>	<b>-</b>	<b>23</b>	<b>23</b>	<b>231</b>	<b>165</b>	<b>396</b>

There were more day school teachers employed as animators. Unemployed teachers, unemployed youths and Balasevikas did good work in the field. In general women animators were more devoted than men in running the centres.

**TABLE VII**  
**ANIMATORS BY COMMUNITY**

Sl.No	Blocks in Salem District	Scheduled Caste		Scheduled Tribe		Others		Total		Grand Total
		Men	Women	Men	Women	Men	Women	Men	Women	
1.	Kadayampatti	10	11	-	-	41	38	51	49	100
2.	Kolathur	6	2	7	4	51	30	64	36	100
3.	Namagiripet	8	9	2	-	40	41	50	50	100
4.	Tiruchengodu	29	14	-	-	37	16	66	30	96
	<b>Total</b>	<b>53</b>	<b>36</b>	<b>9</b>	<b>4</b>	<b>169</b>	<b>125</b>	<b>231</b>	<b>165</b>	<b>396</b>

In Tiruchengodu block there were more number of Scheduled Caste animators and four animators in that block handled two centres each.

**T A B L E VIII**

**RESIDENCE OF ANIMATORS WITH REFERENCE TO LOCATION OF CENTRES**

Sl. No	Blocks in Salem District	In the Same village		Within 1 Km.		More than 1 Km		Total	
		Men	Women	Men	Women	Men	Women	Men	Women
1.	Yadayampatti	39	41	7	4	5	4	51	49
2.	Kolathur	61	23	2	2	1	11	64	38
3.	Managiripet	10	31	20	17	20	2	50	50
4.	Tiruchengodu	42	20	8	4	16	6	66	30
<b>Total</b>		<b>152</b>	<b>115</b>	<b>37</b>	<b>27</b>	<b>42</b>	<b>23</b>	<b>231</b>	<b>165</b>

As qualified animators were not available, sixtyfive animators were employed outside the locality.

**TABLE IX**  
**CENTRES BY LIGHTING FACILITIES**

Sl.No	Blocks in Salem District	Electrified	Non-electrified	Total
1.	Kadayanpatti	40	60	100
2.	Kolathur	34	66	100
3.	Managiripet	64	36	100
4.	Tiruchengodu	40	60	100
	<b>Total</b>	<b>178</b>	<b>222</b>	<b>400</b>

Centres provided with electric lights show quick improvements.

**TABLE X**  
**CENTRES BY LOCATION**

Sl.No	Blocks in Salem District	School building	Private building	Pt.Board Offices	Reading rooms	Balwadi centres	Joe.Trg. centres	Public buildings	Others Temp. places	Total
1.	Kadayanpatti	37	48	-	-	-	-	18	-	100
2.	Kolathur	42	25	1	-	-	-	6	26	100
3.	Kanagiripet	45	38	-	-	-	-	6	11	100
4.	Tiruchengodu	35	20	-	-	-	-	9	36	100
	<b>Total</b>	<b>159</b>	<b>122</b>	<b>1</b>	<b>-</b>	<b>-</b>	<b>-</b>	<b>39</b>	<b>73</b>	<b>400</b>

Two hundred and forty centres were located in private houses, in public buildings and in temples. This shows the involvement of the public in the implementation of the programme.



TABLE XI

NO. OF CENTRES BY WORKING HOURS

Sl.No	Blocks in Salem District	6 a.m. to 10 a.m.	10 a.m. to 1 p.m.	1 to 4 p.m.	6 to 8 p.m.	8 p.m. & above	Total
1.	Kadayanpatti	-	-	-	1	99	100
2.	Kolathur	-	-	-	100	-	100
3.	Managiripet	-	-	-	94	6	100
4.	Tiruchengodu	-	-	-	18	82	100
	<b>Total</b>	=	=	=	<b>213</b>	<b>187</b>	<b>400</b>

Two hundred and thirteen centres functioned between 6 and 8 P.M. and the hundred and eighty seven centres after 8 P.M. This duration specified was quite suitable to the rural learners.

**T A B L E X I Y**

**NUMBER OF CENTRES VISITED BY THE DEVELOPMENTAL DEPARTMENT OFFICIALS**

Sl.No	Blocks in Salem District	Agriculture	Animal Husbandry	Co-op	Health	Industry	S.M	Others	Total
1.	Kadayampatti	3	13	8	11	-	17	29	81
2.	Kolathur	10	23	15	39	-	9	-	90
3.	Managripet	10	2	5	20	6	4	2	49
4.	Tiruchengodu	-	-	1	-	-	-	2	3
<b>Total</b>		<b>23</b>	<b>38</b>	<b>29</b>	<b>64</b>	<b>6</b>	<b>30</b>	<b>33</b>	<b>223</b>

More visits by developmental Officials would help development in functionality. Film shows too would create motivation among the learners.

**TABLE XIII**  
**CENTRES BY ATTENDANCE**

Sl. No	Blocks in Salem District	Below 10	10 to 20	20 to 30	30 & above	Total
1.	Vadayaipatti	-	21	58	21	100
2.	Kolathur	-	14	79	7	100
3.	Manjiripet	-	37	58	5	100
4.	Tiruchengodu	-	30	68	2	100
	<b>Total</b>	-	<b>102</b>	<b>363</b>	<b>35</b>	<b>400</b>

13

**T A B L E X I V**

**DISTRIBUTION OF LEARNERS WHO HAVE INVOLVED THEMSELVES IN SOCIAL ACTIVITIES**

Sl. No	Name of the Activity	Scheduled Casts			Scheduled Tribes			Others			Total		
		Men	Women	Total	Men	Women	Total	Men	Women	Total	Men	Women	Total
1.	Cultural activity	1223	806	2029	68	48	116	1884	1048	2932	3145	1902	5047
2.	Conducting meetings and functions	1632	993	2525	161	64	225	2336	2455	4791	4729	3445	8174
3.	Involvement in social work	490	202	692	113	32	145	596	208	804	1149	442	1591
4.	Insurance	681	434	1115	70	13	83	1078	655	1733	1827	1102	2929
5.	Organising forums and clubs	308	99	407	80	10	90	462	321	783	820	430	1250
6.	Availing loan facilities provided by												
	a) Government	137	6	143	10	-	10	209	-	209	385	6	391
	b) Bank	64	2	66	6	-	6	89	4	93	149	6	155

contd. . . . .

T A B L E XIV Contd.

DISTRIBUTION OF LEARNERS WHO HAVE INVOLVED THEMSELVES IN SOCIAL ACTIVITIES

Sl.No	Name of the Activity	Scheduled Casts			Scheduled Tribes			Others			Total		
		Men	Women	Total	Men	Women	Total	Men	Women	Total	Men	Women	Total
7.	Availing other benefits												
	a) But electrification	99	20	119	32	2	34	120	13	133	261	35	296
	b) Subsidised supply of seeds and fertilizer	-	-	-	-	-	-	-	-	-	-	-	-
	c) Poultry <i>forming</i>	5	-	5	-	-	-	5	-	5	10	-	10
	d) Bee Keeping	-	-	-	-	-	-	-	-	-	-	-	-
	e) Insemination	306	180	486	91	10	101	618	240	856	1012	430	1443
	f) Prevention of animal Diseases	192	73	265	46	15	61	541	78	619	779	166	945
	g) Anyother(Specify)	-	-	-	-	-	-	-	-	-	-	-	-
8.	Small Savings	466	412	878	81	25	106	718	452	1171	1265	290	2155

This table shows the learners involvement in various developmental activities.

**STATE ADULE EDUCATION PROGRAMME  
KADAYAMPATTI PROJECT  
REPORT  
I Phase 1980**

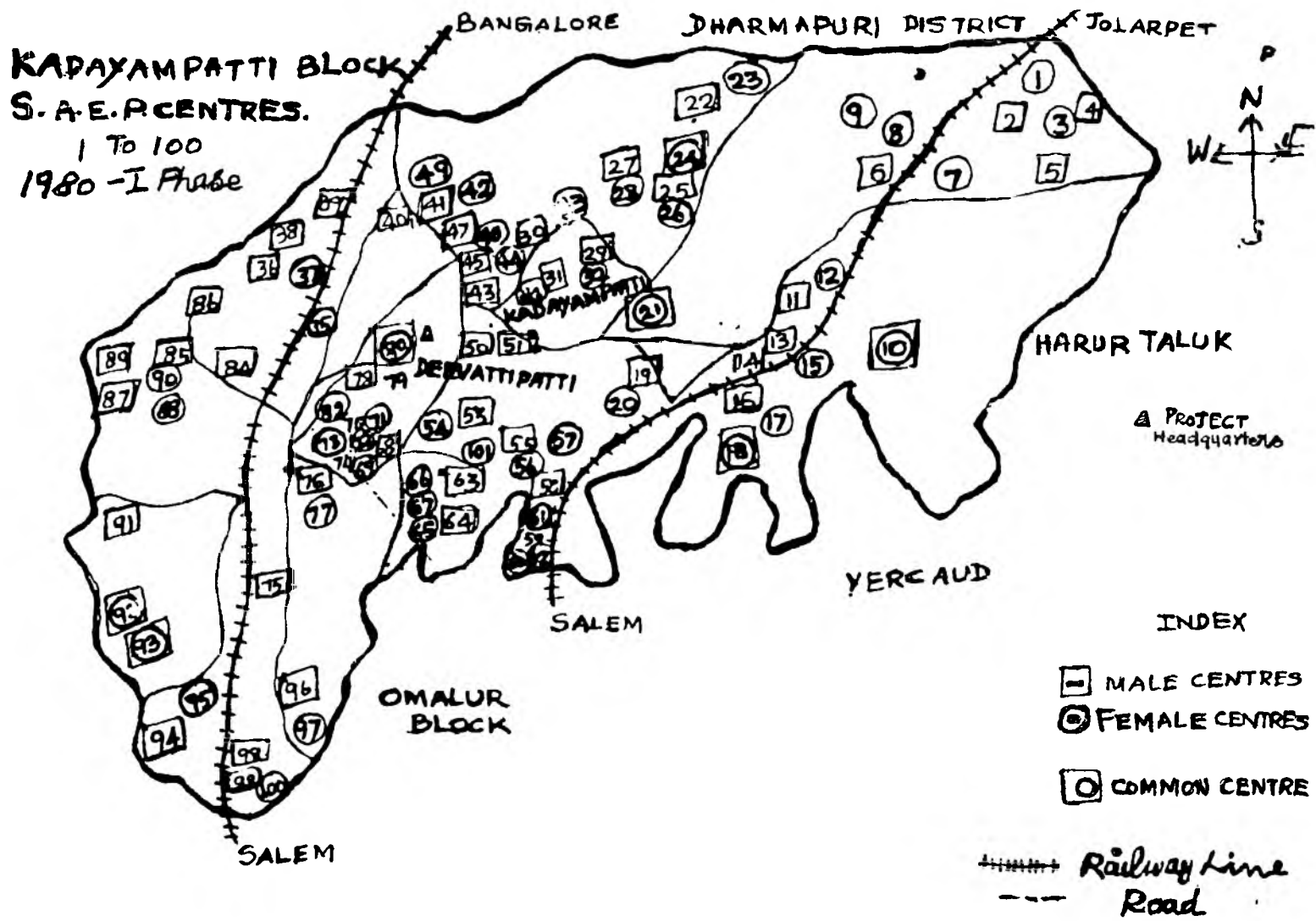
**C O N T E N T S**

<b>Sl. No.</b>	<b>Subject</b>	<b>Page</b>
1	Establishment	31
2	Block Map	32
3	Aims and objectives	33
4	Kodayampatti Block Location	34
5	Formation of S.A.E.P centres	34
6	An analysis - Tables I to XIV	34 - 42
7	Visit to centres by V.I.P.S	43
8	Meeting with Developmental Officials	43
9	Booniampatti Spinning Centre	44
10	Conduct of meeting of Supervisors and animators	44
11	Visits made to cen res by the Project Officer and Supervisors	45
12	Photos	
13	Functions, Festivals and Excursions	45
14	Organising special programmes like news letters etc.,	47
15	Evaluation	48
16	Valedictory Functions	51

STATE ADULT EDUCATION PROGRAMME  
 KADAYAMPATTI  
 I PHASE 1960

E S T A B L I S H M E N T

PROJECT OFFICER	:	M.GANAPATHY B.Sc.,B.T.,
Supervisors	:	
	1 .	S.Kandassamy B.Sc.,B.Ed.,
	2 .	C.Sekar B.Sc.,B.Ed.,
	3 .	V.Nagarajan B.Sc.,B.Ed.,
Assistant	:	A.Nagarajan
Junior Assistant	:	P.Chitra
Basic Servant	:	M.Ponnusamy





## STATE ADULT EDUCATION PROGRAMME - I Phase 1980

## KADAYAMPATTI BLOCK. SALEM DISTRICT

Aims and objectives:

1. The implementation of Adult Education Programme in our country is based on the assumptions

a. that illiteracy is a serious impediment to an individual's growth and to country's socio-economic progress;

b. that education is not coterminus with schooling but takes place in most work and the life situations;

c. that learning working and living are inseparable and each acquires only when correlated with others;

d. that the means by which people are involved in the process of development are atleast as important as the ends and

e. that the illiterate and the poor can rise to their own liberation through literacy dialogue and action.

2. Adult education should emphasize imparting of literacy skills to persons belonging to the economically and socially deprived sections of society.

3. Adult education programme is looked upon as a method of human resource development, including literacy, functional development and creation of awareness among the poor. Based on these principles, State Adult Education Programme has been implemented in Kadayampatti block.

Kadayampatti Block (Salem District) Location :

Kadayampatti block is one of the most backward blocks in this district. It lies in Omalur Taluk. On the eastern side the block is surrounded by Sheraroy hills. The Population of the block as per 1971 census is 81,734. (41757 men and 39977 women) The literates as per 1971 census are 18148. (15312 men and 4836 women) The literacy is only 22.2%. The State average is 39.5%. Agriculture, mat and cloth weaving are the major occupations of the people in the area. Proper irrigational facilities are not available. Hence agriculturists are doing only dry crops. The block has been taken under Self Sufficiency Programme of the Tamilnadu Government. Hence it is in the fitness of things that the State Adult Education Programme has also been implemented in this block along with the Self-sufficiency programme.

Formation of State Adult Education Programme centres :

A total number of 100 State Adult Education Programme centres in Kadayampatti block were started in two batches on 18.1.80 and 1.2.80 after giving 10 days training to the animators. 47 centres were started on 18.1.80 and 53 centres were started on 1.2.80. There were 47 men centres, 40 women centres and 13 combined centres. A total number of 3511 learners (1959 men and 1552 women) were enrolled.

Kadayampatti SAMP centres - An analysis :

An analysis of the functioning of centres in the form of fourteen tables will enable us to have an idea about the Scheme.

**T A B L E I**

**STATEMENT SHOWING THE NAME OF BLOCKS AND DISTRIBUTION OF CENTRES ACCORDING TO SEX**

Sl.No.	DISTRICT	NAME OF THE BLOCK	No. of centres for			TOTAL
			Men	Women	Combined	
1	SALEM	KADAYAMPATTI	47	40	13	100

**T A B L E II**

**DISTRIBUTION OF LEARNERS ACCORDING TO CASTE, SEX ETC.,**

Sl.No.	District	Name of the block	Scheduled Caste			Scheduled Tribe			Others			Total	
			Men	Women	Total	Men	Women	Total	Men	Women	Total	Men	Women
1	Salem	Kadayampatti	579	323	902	40	14	54	1340	1215	2555	1959	1552
		Percentage		25.7			1.5			72.8	TOTAL: 3511		

**Notes** (1971 census) The Total Population of this Panchayat Union is 81,734. (41767 men and 39977 women) 7426 men and 7121 women are Scheduled Castes and 1357 men and 1296 women are Scheduled Tribes. In this block according to 1971 census 13,312 men and 4836 women were shown as educated and literates. Hence a large number of men and women in all community needs more adult education centres. On an average 35 learners were enrolled in a centre.

**T A B L E   I I I**  
**L E A R N E R S   B Y   A G E**

Sl. No.	District	Name of the block	Below 15		Between 15 - 35			Above 35			Total		Grand Total	
			Men	Women	Men	Women	Total	Men	Women	Total	Men	Women		
1	Salem	Kadayampatti	-	-	-	1554	1229	2783	405	325	728	1959	1552	3511

**Note :** A total number of 396 boys and 266 girls under 6-14 age group attended State Adult Education Programme centres during 1980. They were not enrolled but benefitted by the Scheme. Out of the 3511 learners, 2783 were in the age group 15-35. It comes to 79%.

**T A B L E   I V**  
**L E A R N E R S   B Y   O C C U P A T I O N**

Sl. No.	District	Name of the block	Agri- cultu- rists	Agri. Labourers	Artisans	Self employed	Business	Casual Labourer	Others	TOTAL
1	Salem	Kadayampatti	649	1782	302	346	38	394	400	3511

**Note :** Stonemiths, Carpenters, Painters, and Potters are shown under artisans. Tomato merchants and vegetable and flower vendors come under the heading 'Business'. Weavers cloth and mat weaving come under self employed. Others include unemployed and colliers.

**T A B L E V**  
**A N I M A T O R S B Y A G E**

Sl. No.	District	Name of the block	15 - 24		25 - 29		30 - 34		35 - 54		54 & above		Total	
			Men	Women	Men	Women	Men	Women	Men	Women	Men	Women	Men	Women
1	Salem	Kadayampatti	8	20	9	3	12	12	22	14	-	-	51	49

Note : Out of 51 male animators 22 belong to the age group 30-54 and out of 49 women animators 26 belong to the age group 30-54. It is noteworthy that majority of the animators were in the age group 30-54 with matured mind and manners.

**T A B L E VI**  
**A N I M A T O R S C A T E G O R Y W I S E**

Sl. No.	District	Name of the block	Day School teachers			Unemployed teachers			Unemployed Youths			Retired persons M.M.F	
			Men	Women	Total	Men	Women	Total	Men	Women	Total		
1	Salem	Kadayampatti	42	15	57	4	2	6	5	18	23	- - -	
			Military persons			Others			Balwadies			Total	
			—			—			14	14	51	49	100

Note : Unemployed youths, unemployed teachers and Balwadies did good work in the field. In general women animators were more devoted than men in running the centres.

**T A B L E VII**  
**A N I M A T O R S B Y C O M M U N I T Y**

Sl.No.	District	Name of the Scheduled Caste block	Scheduled Caste		Scheduled Tribe		Others		Total		Grand Total
			Men	Women	Men	Women	Men	Women	Men	Women	
1	Salem	Kadayampatti	10	11	-	-	41	38	51	49	100

**Note:** There were 17 centres for Scheduled Caste men and 8 centres for Scheduled caste women taught by 15 Scheduled caste animators and 10 backward caste animators. Two Scheduled Caste animators were running centres of other community learners. The response was good.

**T A B L E VIII**  
**R E S I D E N C E O F A N I M A T O R S W I T H R E F E R E N C E T O L O C A T I O N O F C E N T R E S**

Sl.No	District	Name of the block	In the same village		Within 1km.		More than 1km.		Total	
			Men	Women	Men	Women	Men	Women	Men	Women
1	Salem	Kadayampatti	36	43	3	2	12	4	51	49

- 38 -

**T A B L E IX**  
**CENTRES BY LIGHTING FACILITIES**

Sl.No	District	Name of the block	Electrified	Non-electrified	Total
1	Salem	Kadayampatti	40	60	100

Satisfaction of work : Electrified centres show quick improvement than Non-electrified centres.

62

**T A B L E X**  
**CENTRES BY LOCATION**

Sl. No	District	Name of the block	School buildings	Private buildings	Public Buildings	Reading rooms	Salvodi centres	Co-op. centres	Pub. buildings	Other buildings	Total
1	Salem	Kadayampatti	37	45	—	—	—	—	18	—	100

Note : No. of school buildings electrified - 11  
 No. of private houses electrified - 17  
 No. of public building electrified - 18

63 centres were located in Private houses and Public buildings.  
 This shows the involvement of the public in the implementation of the programme.

**T A B L E X I**  
**No. OF CENTRES BY WORKING HOURS**

Sl.No	District	Name of the block	6A.M	70A.M	1-4P.M	4-6P.M	6-8P.M	8P.M & above	TOTAL
1	Salem	Kadayampatti	—	—	—	—	1	99	100

All the centres functioned during 6 - 8P.M a time suitable to the rural folk.

40

**T A B L E X I I**  
**NUMBER OF CENTRES VISITED BY THE DEVELOPMENTAL DEPARTMENT OFFICIALS.**

Sl.No	District	Name of the block	Agriculture	Animal Husbandry	Co-op.	Health	Indus-try.	Social welfare	Others Postal authorities	TOTAL
1	Salem	Kadayampatti	3	13	8	11	—	17	29	81

More visits by Developmental Officials would help development in functionality. Film shows too would create motivation among learners.



**T A B L E XIII**  
**CENTRES BY ATTENDANCE**

Sl.No	District	Name of the block	10 to 20	20 to 30	30 & above	Total
1	Salem	Kodayampatti	21	58	21	100

**T A B L E XIV**  
**DISTRIBUTION OF LEARNERS WHO HAVE INVOLVED THEMSELVES IN SOCIAL ACTIVITIES**

Sl.No	District	Name of the block	Name of activity	S.C			S.T			Others			Grand Total		
				M.	W.	T.	M.	W.	T.	M	W	T	M	W	T
1	Salem	Kadayampatti	Cultural activity	463	180	643	29	6	35	860	480	1340	1352	666	2018
			Conducting meetings & functions	350	41	391	24	6	30	1220	920	2140	1594	967	2561
			Involvement in Social Work	47	31	78	3	3	5	104	44	148	154	77	231
			Excursion	165	157	302	-	-	-	187	160	347	352	297	649
			Organising Forum & Clubs	56	10	66	-	-	-	87	63	150	143	73	216

contd. ....

T A B L E XIV contd.

DISTRIBUTION OF LEARNERS WHO HAVE INVOLVED THEMSELVES IN SOCIAL ACTIVITIES

Sl. No	District	Name of the block	Name of the activity	S.C			S.T			Others			Grand Total				
				M.	W.	T	M.	W.	T	M.	W.	T	M.	W.	T		
1	Salem	Kadayampatti	Availing loan facilities provided														
			a. Government	-	-	-	-	-	-	-	-	-	-	-	-	-	-
			b. Bank	20	-	20	-	-	-	25	-	25	45	-	45		
			Availing other benefits														
			a. Hut electrified	17	12	29	-	-	-	30	11	41	47	23	70		42
			b. Subsidised supply of seeds and fertilizers	-	-	-	-	-	-	-	-	-	-	-	-		
			c. Poultry farming	1	-	1	-	-	-	-	-	-	1	-	1		
			d. <sup>Bee</sup> Bee keeping	-	-	-	-	-	-	-	-	-	-	-	-		
			e. Insemination	-	-	-	-	-	-	40	-	40	40	-	40		
			f. Prevention of Animal diseases	20	11	31	-	-	-	17	4	21	37	15	52		
			g. Any other (specify)	-	-	-	-	-	-	-	-	-	-	-	-		
			Small savings	127	113	240	-	-	-	210	79	289	337	192	529		

S.C - Scheduled Caste

S.T - Scheduled Tribe



Women learners of Bommiampatti village in Kadayampatti Block with the District Adult Education Officer, Project Officer and Supervisors.



Women learners at Bommiampatti (Kadayampatti block)  
Gandhi Ashram Spinning Centre with Adult Education  
functionaries of Salem District.

Visit to centres by Very Important Persons of the Locality :

In addition to the visits by Developmental Officers, about 98 centres received visits by other important people and Officials of the locality.

Sl.No	Details of the Visitor	No. of centres visited
1	Translation Assistant of the Tamilnada Government Secretariat	3
2	Registered Village Medical Practitioners	9
3	Telephone Department Officials	10
4	Railway Station Master	1
5	Forest Department Officials	2
6	Ex-Presidents of Co-operative Societies and Village Panchayats	14
7	Graduates and important people of the village	25
8	Retired Sub-Inspector of Police	1
9	Assistant Electricity Board	2
10	Ex-village Munsifs and Karnams	31
		<u>98</u>

Meeting made by the Project Officer with the Developmental Functionary at the Block level and District level :

The Project Officer met the Developmental Officers in the area once in every month. In the District level, the Project Officer met the Personnel Assistant to the Collector, Assistant Director, Village and Khadi Industries, Manager, Small Scale Industries on 2.9.80 in connection with starting some Industries in the Project area. The Project Officer explained in detail, the functioning of the centres at Kadayampatti to the District Collector on 23.12.80 when the latter presided over the District Function.

Spinning centre at Bommiampatti :

A spinning centre with 30 mechanised charkas was started in Bommiampatti village to employ 30 women adult learners of the State Adult Education Programme. The Gandhi Ashram, Tiruchengode provided the charkas to the centre. After proper training, the women learners working in this spinning centre get daily wages ranging from Rs.5/- to Rs.7/- according to their ability. The women learners get continuous employment even after the closure of State/ Adult Education Programme centre. It is to be specially noted that the attendance of the women centre was on the increase after the starting of the spinning centre.

Conduct of meetings of Supervisors and Animators:

The Project Officer used to meet the Supervisors once in a week and give them suitable instructions. The Project Officer also used to convene monthly meetings of Supervisors to review their diaries and the work turned out in the field. One day seminar was regularly conducted from March '80. The Programme for one day inservice training includes free and frank discussions on the difficulties in running the centres, salient features, demonstration lessons, preparation of aids, cultural activities and special lectures by Developmental Officials.

March 80	:	22.3.80	for	100 animators
April 80	:	26.4.80	for	100 animators
May 80	:	21.5.80	for	34 animators
"	:	23.5.80	for	33 animators
"	:	28.5.80	for	33 animators

45

June 80	:	28.6.80	for 100 animators
July 80	:	26.7.80	for 100 animators
August 80	:	9.8.80	for 33 animators
"	:	16.8.80	for 33 animators
"	:	23.8.80	for 34 animators
September 80	:	20.9.80	for 100 animators
October 80	:	2.10.80	for 33 animators
"	:	4.10.80	for 33 animators
"	:	25.10.80	for 34 animators
November 80 I seminar	:	11.11.80	for 100 animators
November 80 II seminar	:	22.11.80	for 100 animators

Visits made to the centres by the Supervisors and Project Officers:

Visits were made as per details given below:

	No. of centres received visits						Total	
	No visit	I	II	III	IV			
M. Ganapathy Project Officer	nil	36	39	21	4	100		
	No. of centres received visits							
	VI	VII	VIII	IX	X	XI	XII	Total
S. Kandasamy Supervisor	4	3	6	3	7	4	7	34
C. Sekar Supervisor	6	2	5	7	8	4	1	33
V. Nagarajan Supervisor	-	2	8	8	4	6	5	33

ORGANISING FUNCTIONS, - FESTIVALS - AND EXCURSIONS:- In all the

centres National Festivals were celebrated in a fitting manner, besides the following functions in Block level.

1. International Literacy Day: The International Literacy Day was celebrated in a fitting manner at Naduppatti on 8.9.80. The District Adult Education Officer, P.A to the District Collector, Project Officer, Rural Functional Literacy Project, Salem, Deputy Inspector of Schools, Kadayampatti, Extension Officer (Education) and other important persons of the locality participated. A large number of people attended the function. Cultural activities performed by the animators and learners were largely appreciated.

A full page Special Supplement in "Malai Malai" daily newspaper was brought out on the same day.

2. Radio Seminar on Adult Education: A large number of learners from this block attended the Radio Seminar on Adult Education at Salem on 2.10.80. A learner, one animator, one Supervisor and the Project Officer participated in the seminar discussions which was presided over by the Director of Non-formal and Adult Education. A stall was also executed on the same day with all exhibits on Adult Education prepared and used by the animators in a fitting manner.

3. Hundredth day celebration of Bommiampatti Spinning centres

The Hundredth day of Bommiampatti Spinning centre specially started with the help of Tiruchengode Gandhi Ashram for the benefit of women learners of the State Adult Education programme women centre, Bommiampatti was celebrated in a fitting manner on 28.10.80. The District Adult Education Officer, the Salem District Secretary of the Parent Teachers Association,



the Headmaster, Government High School, Bembiampatti, the Deputy Inspector of Schools and others participated.

4. Mupperum Visha : The Mupperum Visha i.e Tamilnadu Government's Self Sufficiency Scheme propaganda celebration *and Prime Minister Sub. Indira Gandhi's Birthday celebration* Nehru's Birthday celebration were combined and celebrated on a grand scale at Pessariyatti on 14.11.80. The Assistant Director of Non-formal and Adult Education, The District Adult Education Office., Salem, Project Officers of Pennagaram and Namagiriypet, the Deputy Inspector of Schools, Salem Scout Organiser and others participated. A poetic recitation of Nehru's life and a drama enacted by the animators drew the attention of all.

5. Excursion : Learners and animators went on <sup>an</sup> excursion to Salem, Gangee, Sathanur, Tiruvannamalai and to Hegenakkal. A total number of 649 learners participated.

ORGANISING special Programmes like Newsletter, Film shows All India Radio Programme etc. :

A special supplement insisting on the importance of Adult Literacy, through two articles and a poem was brought out on 8.9.80 in Malai Malai daily newspaper. All the functions celebrated in the area were given in the news form in the All India Radio, Coimbatore and in leading news papers.

The Project Officer has written a special article in the All India Radio, Coimbatore Souvenir on Adult Education brought out on 2.10.80 at Salem.

Creating Public awareness in the Project area:

Wall posters were printed and published when functions were celebrated. An information hand book-let containing the names of centres and animators, no. of learners benefited the particulars showing the effect of literacy, functionality and awareness and can res visited by development and other individuals was brought out at the time of the Valedictory project level function. The book-lets were widely distributed. The book-let was self explanatory on the work turned out in the field of Adult Education and won much appreciation.

Attainment made by the learners in the Literacy aspect:

Out of the total number of 3511 learners enrolled, 2896 learners have successfully completed the course and received certificates. The achievement is 82.7%. Most of the learners were able to read and write. They were able to read News papers, Sign boards and Cinema posters.

Evaluation at Learner level:

The final evaluation of the learners was conducted in November 80, the last month of the programme. Out of the 2896 successful learners 659 declined to write the evaluation test as they felt shy of writing the same. 2237 learners wrote the evaluation test and the gradings are as follows.

Grade I (V std) level	....	923
Grade II (III std) level	....	647
Grade III (I std) level	....	667

The evaluated papers are kept in the office in a bound form. A tool used for evaluation is enclosed.

Evaluation of Functionality and Awareness:

Learners showed progress in their mode of living. The involvement of learners in Developmental activities were tested individually by keen observation and through oral questions. Health habits, cleanliness, avoidance of evil habits, community co-operation and obedience to elders etc. were the source of the activities involved in the programme to create awareness. The following is the break up of figures of involvement of learners in Developmental activities during the year under report.

Involving the learners in various Developmental activities like small savings etc:

The following is the break up of figures of learners involved in developmental activities during the year under report

Sl.No	Name of the activity	No. of learners involved
1.	Small savings	529
2	Cottage Industries	346
3	Involvement in Animal Husbandry scheme	92
4	Cattle rearing including Poultry	702
5	Kitchen garden	842
6	<sup>Social</sup> special service like cleaning the streets, deepening of common wells etc.	231
7	But electrification	70
8	Excursion	649
9	Meetings, Functions and celebrations	2561
10	Cultural activities	2018

Centre level evaluation:

Centre level evaluation of all the 100 centres was done by the Supervisors concerned. The Supervisors met three important persons of each village, where the centre functioned and included in their evaluation sheets the observations and remarks made by them about the impact of the scheme on the village life. In general every one feels the change of improvement in the village life and wants the scheme to be continued for some more time.

## CLASSIFICATION OF CENTRES

Rating	Good	Satisfactory	Average	Below average
No. of centres	39	46	15	nil

External evaluation:

A total number of 20 centres were evaluated by the Developmental Officials and others. They have expressed full satisfaction about the functioning of the scheme.

Sl.No	Details of the Officials and others visited	No. of centres visited
1	Deputy Agricultural Officer (Extension) Kadayampatti	1
2	Medical Officer, Primary Health Centre Kadayampatti	1
3	Basic Health worker (H.M.B.P Dept.)	1
4	Rural Welfare Officer, Kadayampatti	3
5	Graduates and important people of the locality	14
		<hr/> 20 <hr/>

Project Level Evaluation:

This was done by the Project Officer. The Project Officer

after a brief analysis of the activities of the Project from the beginning to the end prepared and submitted the Project evaluation report. The remarks made by the visiting officials and Very Important Persons helped him to evaluate the Project. The Kadayampatti block has earned a good name in the District and State in the successful implementation of the scheme.

Valodictory Function: First anniversary celebration of State Adult Education programme centres:

The valodictory function of all the 100 centres was celebrated in a fitting manner centrewise in all the 100 centres. The local officials and important people of the locality were present during these functions. Certificates were issued to all the learners. The Project level function was celebrated on 15.12.80. Wide publicity was given through Wall Posters and through a hand book-let containing all statistical informations of all the 100 centres functioned at Kadyampatti.

The Deputy Director of Non-formal and Adult Education the District Adult Education Officer, the Project Officers of Salem, Tiruchengode and Namagiripet, the commissioner, and the Deputy Inspector of Schools of the locality participated. The local M.L.A opened the exhibition and he appreciated the scheme. All the participants praised the functioning of all these centres in the locality. The Karaga Attam was performed by the animators. 2564 learners participated in all these functions.

A copy of the certificate is annexed in this report. The final evaluation conducted in this block at the three levels, viz. learners level, centre level and Project level reveals the success of the State Adult Education Programme in this block.

பதிவுசாரண மதிப்பீடு அமைச்சு அறிவுரை அறிவிப்பு

சமீப நாள்

சமீப நாள் - 1999

கிடைக்க/கிடைக்க/பெறும் . . . . .

அமைச்சு அறிவுரை அறிவிப்பு கிட்டி எழுப்புகிற பதிவுசாரண பதிவு பெறும்.

அறிவுரை அறிவிப்பு . . . . .

அமைச்சு அறிவுரை . . . . .

. . . . . அறிவிப்பு

சமீப நாள்.

பதிவு: . . . . . | கிட்டி அமைச்சு,

நாள்: . . . . . | . . . . . அறிவிப்பு

மேலும் அமைச்சு அறிவுரை அறிவிப்பு, சமீப நாள்.

**செயல் வகை அறிவுரை கல்வித் திட்டம், சென்னை மாநகரம்.**

**சரிசெய்தல் மதிப்பீட்டிற்கான 1979**

வகை, பெயர்:

சரிசெய்தல் பெயர், |  
பெயர்

சரி/பெயர்/பெயர்

மதிப்பீடு

40 மதிப்பீடுகள்

சரிசெய்தல் கல்விக்கான படிப்பில் கட்டிய செலவுகளை அளவிடும்.

1. சரிசெய்தல் - ( சரிசெய்தல் கல்விக்கான படிப்பில் கட்டிய செலவுகளை அளவிடும் ) (10)  
சரிசெய்தல்/சரிசெய்தல்/சரிசெய்தல்
2. சரிசெய்தல் கல்விக்கான படிப்பில் கட்டிய செலவுகளை அளவிடும். (5)  
1. 2. 3. 4. 5.
3. சரிசெய்தல் கல்விக்கான படிப்பில் கட்டிய செலவுகளை அளவிடும். (5)  
1. 2. 3. 4. 5.
4. சரிசெய்தல் கல்விக்கான படிப்பில் கட்டிய செலவுகளை அளவிடும். (5)  
1. சரிசெய்தல் (ச, ச, ச, ச) 2. சரிசெய்தல் (ச, ச, ச, ச) 3. சரிசெய்தல் (ச, ச, ச, ச) 4. சரிசெய்தல் (ச, ச, ச, ச) 5. சரிசெய்தல் (ச, ச, ச, ச)
5. சரிசெய்தல் கல்விக்கான படிப்பில் கட்டிய செலவுகளை அளவிடும். (5)  
1. சரிசெய்தல் (ச, ச, ச, ச) 2. சரிசெய்தல் (ச, ச, ச, ச) 3. சரிசெய்தல் (ச, ச, ச, ச) 4. சரிசெய்தல் (ச, ச, ச, ச) 5. சரிசெய்தல் (ச, ச, ச, ச)
6. சரிசெய்தல் கல்விக்கான படிப்பில் கட்டிய செலவுகளை அளவிடும். (5)  
1. சரிசெய்தல் . . . . . 2. சரிசெய்தல் . . . . . 3. சரிசெய்தல் . . . . .  
4. சரிசெய்தல் . . . . . 5. சரிசெய்தல் . . . . .

7. சரிசெய்தல்:	27	சரிசெய்தல்:	30 -
	18		12
	-----		-----

8. சரிசெய்தல் கல்விக்கான படிப்பில் கட்டிய செலவுகளை அளவிடும்.
9. சரிசெய்தல் கல்விக்கான படிப்பில் கட்டிய செலவுகளை அளவிடும்.

1. சரிசெய்தல் கல்விக்கான படிப்பில் கட்டிய செலவுகளை அளவிடும். (5)  
1. 2. 3. 4. 5.



**STATE ADULT EDUCATION PROGRAMME  
KOLATHUR PROJECT REPORT  
I Phase 1980**

**C O N T E N T S**

<b>Sl.No</b>	<b>SUBJECT</b>	<b>Page</b>
1	Establishment	56
2	Project Map	57
3	Introduction	58
4	Tables I to XIV	58 - 65
5	Photos	
6	Evaluation	66

## STATE ADULT EDUCATION PROGRAMME

KOLATHUR

I PHASE 1990

## E S T A B L I S H M E N T

PROJECT OFFICER : M. DEWADAS M.A., B.T.,

Supervisors :

1. N. Subramanian B.Sc., B.Ed.,

2. K. Saniappan B.Sc., B.Ed.,

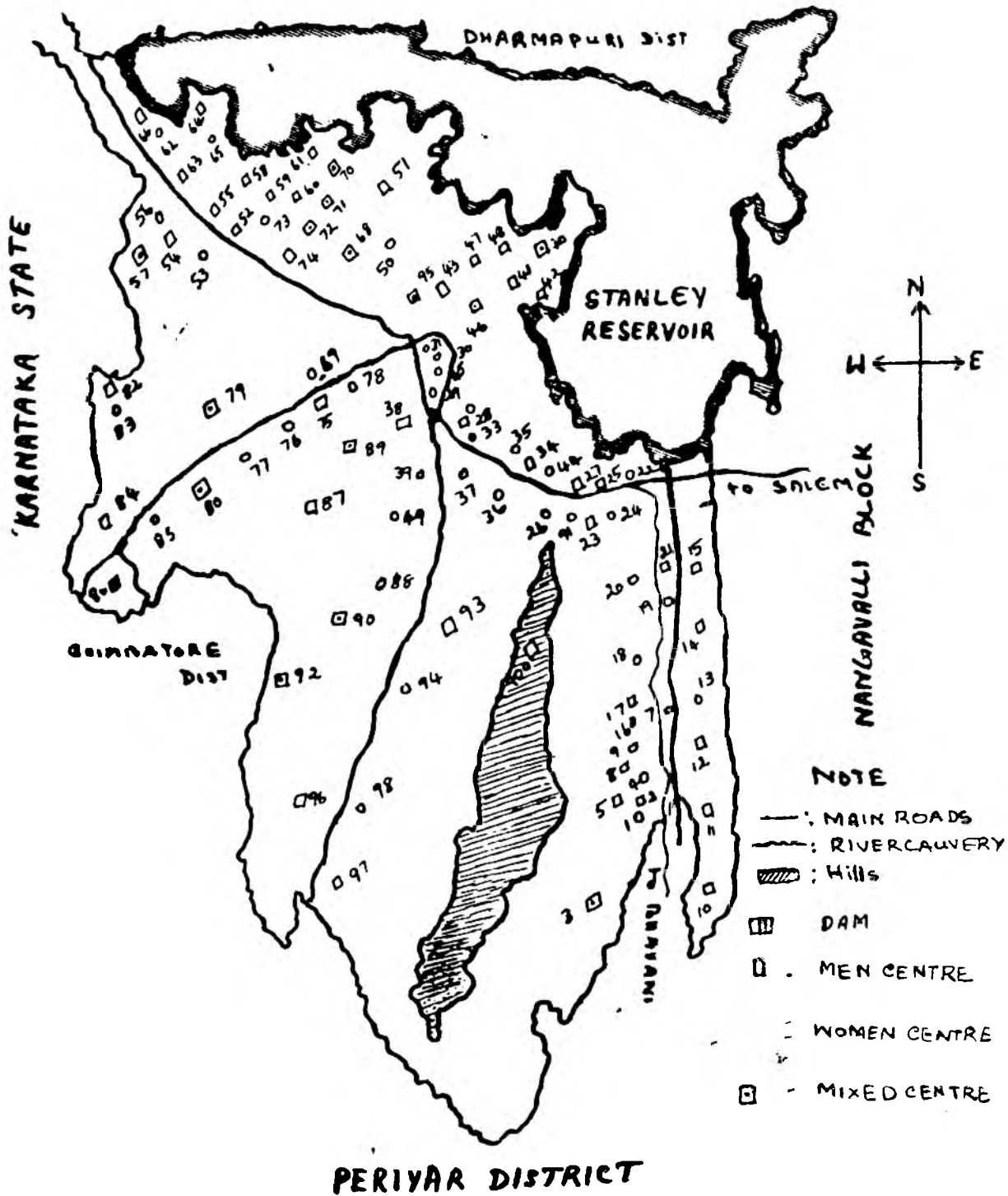
3. K. Annadurai B.Sc.,

Assistant : N. Chinnaiyan

Junior Assistant : E. Loganathan

Basic Servant : L.S. Ganesan

# STATE ADULT EDUCATION PROGRAMME KOLATHUR BLOCK 1980 (I Phase)



## STATE ADULT EDUCATION PROGRAMME - I Phase 1980

## KOLATHUR BLOCK - SALEM DISTRICT

Adult Education was introduced in Kolathur Block during 1980. 100 centres were selected in rural areas to educate the poor villagers. 100 animators were selected to run these centres. They were given training for 10 days in two batches of fifty each. The training for the first batch was conducted from 22.12.79 to 31.12.79 and the second batch from 21.1.80 to 30.1.80. The first batch of centres started functioning from 18.1.80 and the second batch from 1.2.80. 3379 learners were enrolled in these centres.

The population of Kolathur Block according to 1971 census was 56,054. Out of this, 8,554 Scheduled caste, 3,929 Scheduled tribes and 43,572 others were in it. The total number of literates were men 8,650 and women 3,328. The percentage of the literates in Kolathur block was 21.4. The percentage of literacy in this block was lower than the state average which was 39.5% as per 1971 census. The percentage of women literates was very low being only 12.3%

## T A B L E I

STATEMENT SHOWING THE NAME OF BLOCK AND DISTRIBUTION OF CENTRES ACCORDING TO SEX

Sl.No	District	Name of the block	No. of centres for Total		
			Men	Women	Combined

1	Salem	Kolathur	42	37	21	100
---	-------	----------	----	----	----	-----

As educated women are not available in rural areas to work as animators, more women centres could not be opened in this block.

T A B L E II

DISTRIBUTION OF LEARNERS ACCORDING TO CASTE, SEX ETC.,

Sl. No	District	Name of the block	Scheduled Caste			Scheduled Tribe			Others			Grand total		
			Men	Women	Total	Men	Women	Total	Men	Women	Total	Men	Women	Total
1	Salem	Kolathur	678	520	1198	145	71	216	1242	723	1965	2065	1314	3379
		percentage			34			7			59			

3379 adults were enrolled in Kolathur block. 2065 (61%) were men and 1314 (39%) were women. Learners of scheduled caste and scheduled tribe were 1414 (41%). On an average 35 learners were enrolled in a centre. Their percentage of scheduled caste and scheduled tribe in the total population was 22 whereas the scheduled caste and scheduled tribe learners in the Adult Education centres formed 41% of the learners.

T A B L E III

LEARNERS BY AGE.

Sl. No	District	Name of the block	Below 15			Between 15 - 35			Above 35			Total			Grand Total
			Men	Women	Total	Men	Women	Total	Men	Women	Total	Men	Women	Total	
1	Salem	Kolathur	-	-	-	1862	1212	3074	203	102	305	2065	1314	3379	

Out of 3379 learners 3074 were in the age group between 15-35. It comes to about 91%. This forms the major working force of the society for whom this adult education is a must

**T A B L E I V**  
**L E A R N E R S B Y O C C U P A T I O N**

Sl.No	District	Name of the block	Agriculturists	Agricultural Labourers	Others	Total
1	Salem	Kolathur	757	2453	169	3379

The majority of the learners of this block were small agriculturists and agricultural labourers.

**T A B L E V**  
**A N I M A T O R S B Y A G E**

Sl.No	District	Name of the block	15 - 24		25 - 29		30 - 34		35 - 54		54 & above		TOTAL	
			Men	Women	Men	Women	Men	Women	Men	Women	Men	Women		
1	Salem	Kolathur	36	27	14	4	6	5	8	2	-	-	64	36

Out of the 100 animators 65 belonged to the age group 15 to 24. Young unemployed youths came forward to teach the adult illiterates and to bring a change in society

**T A B L E VI**  
**A N I M A T O R S C A T E G O R Y W I S E**

Sl.No	District	Name of the block	Day School teachers			Trained but unemployed teachers			Unemployed youths		TOTAL
			Men	Women	Total	Men	Women	Total	Men	Women	
1	Salem	Kolathur	14	4	18	6	-	6	44	32	76

Out of the 100 animators 82 were unemployed youths. This is the special quality of the selection of animators in this block. The unemployed youths used their whole time in running the centres.

**T A B L E VII**  
**A N I M A T O R S B Y C O M M U N I T Y**

Sl. No	District	Name of the block	Scheduled caste		Scheduled Tribe		Others		Total		Grand total
			Men	Women	Men	Women	Men	Women	Men	Women	
1	Salem	Kolathur	6	2	7	4	51	30	64	36	100

8 men and 6 women animators belonging to other communities conducted centres in Harijan colonies.

**T A B L E VIII**

**RESIDENCE OF ANIMATORS WITH REFERENCE TO LOCATION OF CENTRES**

Sl.No	District	Name of the block	In the same village		Within 1km.		More than 1km.		Total	
			Men	Women	Men	Women	Men	Women	Men	Women
1	Salem	Kolathur	61	23	2	2	1	11	64	36

Out of 100 animators 84 were the local people and 16 belonged to the neighbouring villages

**T A B L E IX**

**CENTRES BY LIGHTING FACILITIES**

Sl.No	District	Name of the block	Electrified	Non-electrified	Total
1	Salem	Kolathur	34	66	100

Only 34 centres were electrified. Other centres were provided with hurricane lights.



**T A B L E X**  
**C E N T R E S B Y L O C A T I O N**

Sl.No	District	Name of the block	School building	Private houses	Panchayat Union Offices	Public buildings	Others	Total
1	Salem	Kolathur	42	25	1	6	26	100

Out of 100 centres, 74 were conducted inside the private and public buildings. 26 were conducted in open places. The owners of the private buildings permitted to conduct adult education centres by free of cost.

65

**T A B L E X I**  
**N o . O F C E N T R E S B Y W O R K I N G H O U R S**

Sl.No	District	Name of the block	6A.M	10A.M	1-4-P.M	4-6P.M	6-8P.M	8P.M & above	Total
1	Salem	Kolat ur	-	-	-	-	100	-	100

All the 100 centres functioned between 6P.M to 8P.M. This was the most convenient time for the rural people, since they were all agricultural labourers.

T A B L E XII

NUMBER OF CENTRES VISITED BY THE DEVELOPMENTAL DEPARTMENT OFFICIALS

Sl.No	District	Name of the block	Agriculture	Animal husbandry	Co-op.	Health	Social welfare	Total
1	Salem	Kolathur	10	25	15	33	9	90

Out of 100 centres 90 centres received the visits by the developmental Officers. The Developmental Officers extended their full co-operation in running the centres effectively. Their co-operation helped much to create awareness among the learners and to improve their occupation.

64

T A B L E XIII

CENTRES BY ATTENDANCE

Sl.No	District	Name of the block	10 to 20	20 to 30	30 and above	Total
1	Salem	Kolathur	14	79	7	100

Out of 100 centres 86 centres had 20 and above average attendance. This shows the interest among the adult illiterates in attending the Adult Education centres, inspite of their hard work during the day time.

T A B L E X I V

DISTRIBUTION OF LEARNERS WHO HAVE INVOLVED THEMSELVES IN SOCIAL ACTIVITIES

Sl.No	Name of the activity	Scheduled Caste			Scheduled Tribe			Others			Total Grand		
		Men	Women	Total	Men	Women	Total	Men	Women	Total	Men	Women	Total
1	Cultural activities	144	131	275	9	22	31	161	134	295	314	287	601
2	Meeting and functions	176	130	306	17	28	45	290	227	517	483	385	868
3	Excursion	74	40	114	10	3	13	224	114	338	308	157	465
4	Organising forums and clubs	27	-	27	-	-	-	50	20	70	77	20	97
5	Small savings	25	15	40	16	-	16	80	28	108	121	41	162
6	Loan facilities	16	-	16	16	-	16	140	-	140	172	-	172

From the table it is seen that adult education produced a great change in the attitude of the learners. Considerable improvements have been made in schemes such as family planning, small savings etc.



The PRO Mr. M. MUTHUKALATHI is addressing the animators at Mathaiyankuttai in Kolathur Block. The DAEO Mr. S. SUNDARAM, Mr. M. GANAPATHI PO Kadayampatti and Mr. M. DEVADOSS PO Kolathur are also seated.



Certificates issued by  
Thiru K. P. NATCHIMUTH, M. L. A., Elected representative, Mettur

Objectives kept in view in implementing the Adult Education:

Majority of the learners were small agriculturists and agriculture labourers. The main objective kept in view in this block was agriculture oriented. It was aimed to improve the standard of living of these people in addition to imparting literacy and numeracy and make them aware of their position in society.

Evaluation: The first phase of the programme came to an end by the end of November 80. Evaluation was conducted by the last week of November 80. Printed question papers were given to the learners in all these centres. The attainment in literacy and numeracy was judged from their performances.

The attainment in functionality and awareness was judged by their change of attitude towards life and their improvement in their occupation.

Achievements in literacy and numeracy:

Most of the learners were able to read and write. They were able to read news papers and sign boards and do simple arithmetic calculations relating to their life situations. Some of the learners could write letters.

Achievements in functionality:

Most of the agricultural learners were enlightened with improved methods of cultivation. They started to use certified seeds and pesticides. Some of them made use of preventive medicine and insemination for the up keep of their cattles. Some of the women learners were taught handicrafts such as net work, wire bag making and embroidery.

Achievement in awareness :

A change in their attitude towards literacy was seen among the learners. An interest in making their children literate was created among the learners and changes in their health habits and cleanliness and their attitude towards family welfare were also noted among them. A habit of saving was developed among the learners and some of them opened accounts in Banks and Post Offices.

Valedictory Functions:

Valedictory function for the issue of certificates at the Project level was conducted on 16.12.80. The District Adult Education Officer, Salem presided over the function. The Mettur constituency M.L.A Thiru K.P.Nachimuthu issued the af certificates to the learners was held in each centre. The functions were attended by the important people of the villages. Out of 3,579 learners 2,700 were issued certificates. This comes about 80%. This is really an achievement in this field.

Awareness about the centres to all villagers:

The change among the learners of Adult Education centres made the other illiterate villagers to think about their positions. The illiterates wish the centres to continue for a few more years. The learners wish to have continuing education so that they may not forget what they have learnt. The prominent people of the villages feel that

Adult Education Programme is a gift to the illiterate population of the villages. Thus Adult Education Programme sets in a change in the attitude among the villagers.

## STATE ADULT EDUCATION PROGRAMME

## NAMAGIRIPET PROJECT REPORT

I PHASE 1980

C O N T E N T S.

Sl.No.	Subject	Page
1.	Introduction	71
2.	Project Map	73
3.	Tables I to XIV	74-81
4.	Photos	
5.	Opening and closing of the centres during the Project period.	82
6.	Successful implementation of the Scheme.	82
7.	Attainment made by learners in the literary aspect.	87
8.	Valedictory function.	87



STATE ADULT EDUCATION PROGRAMME

NAMAGIRIPET

I PHASE 1980

ESTABLISHMENT

Project Officer : S. Devaraj, B.A., B.T.,

Supervisors 1: D. Gandeepan, B.So., B.Ed.,

2: P. Kandasamy, B.So., B.Ed.,

3: C. Natesan, B.A., B.Ed.,

Assistant : A. Mohammed Ibrahim.

Basic Servant : E. Manoharan.

## STATE ADULT EDUCATION PROGRAMME - I Phase 1980

## NAMAGIRIPET BLOCK. SALEM DISTRICT.

Introduction.

"Mass illiteracy is India's sin and shame and must be liquidated." - Gandhiji.

The one thing that will make a nation great is the education of the people. Education makes the people easy to lead, but impossible to be driven, easy to govern but impossible to be enslaved. The masses must have opinions of their own and should be in a position to follow, guide, criticise or initiate proposals connected with local or provincial, national or international matters. So in a democratic country every citizen must be free and be in a position to understand the problems they have to face and the issues they have to decide. This is possible only by imparting the right type of education to the citizens of a democratic country.

The Self-sufficiency Scheme of the Tamil Nadu Government aims to raise the standard of living of the people who are below the poverty line. To create awareness and literacy and numeracy are the most essential factors. Therefore State Adult Education Programme was launched with the objectives of providing the villagers literacy and numeracy, improving functionality and creating social awareness.

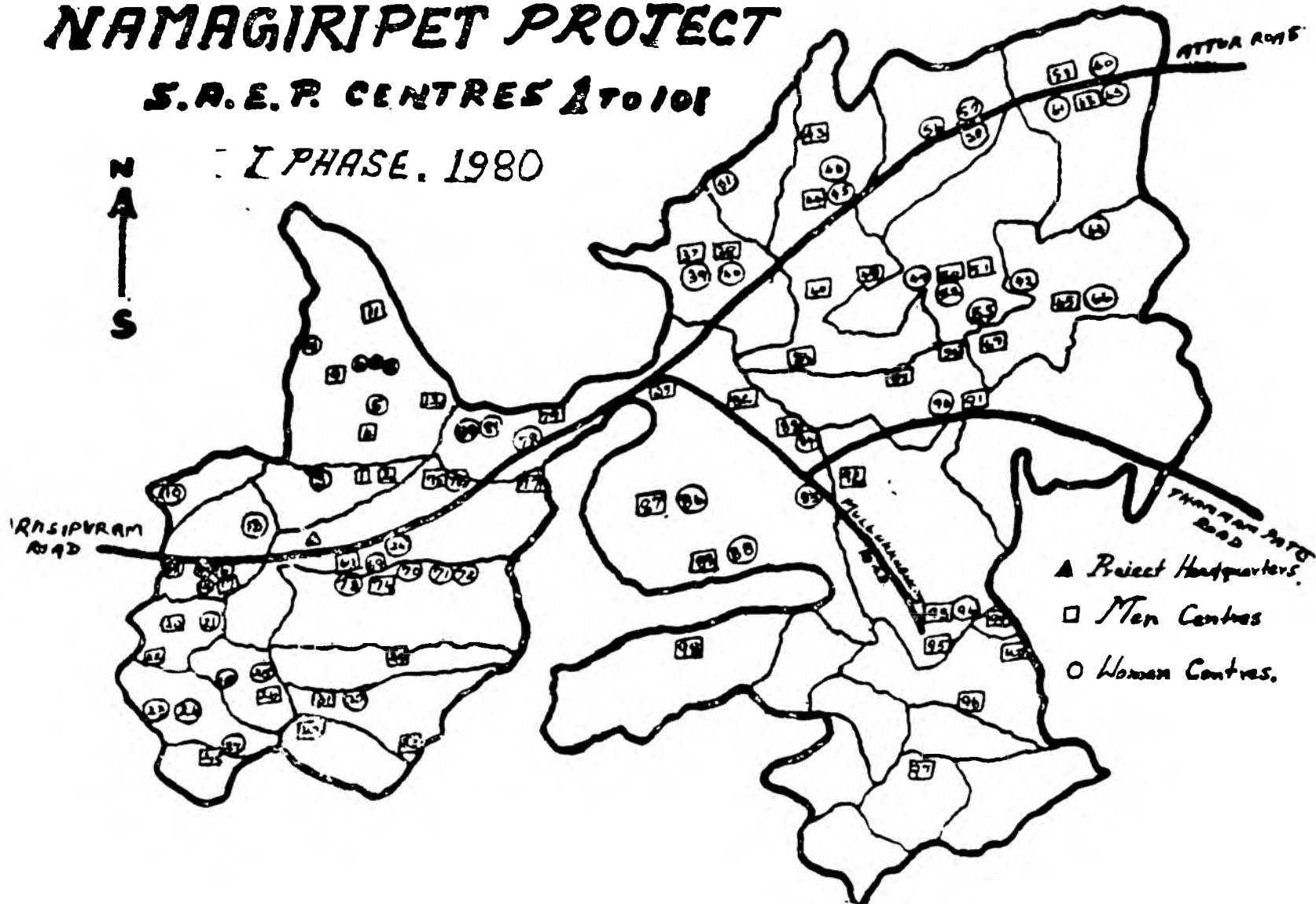
The first phase of the programme started in Namagiripet on 18-1-1980.

Namagiripet block is a part of Rasipuram Taluk and it lies between Rasipuram and Attur municipal towns. The Population of the block according to 1971 census was 71,405. Out of this 16003 were Scheduled Castes and 6063 were Scheduled Tribe. The percentage of literacy was below 30%

# NAMAGIRIPET PROTECT

S.A.E.P. CENTRES 1 TO 101

I PHASE, 1980



**T A B L E I**

STATEMENT SHOWING THE NAME OF BLOCKS AND DISTRIBUTION OF CENTRES ACCORDING TO SEX.

Sl.No.	District	Name of the Block	No. of centres for			Total
			Men	Women	Combined.	
1.	Salem	Namagiripet	50	50	Nil	100

Out of the 100 centres one half of the centres are exclusively for women handled by women animators.

**T A B L E II**

DISTRIBUTION OF LEARNERS ACCORDING TO CASTE, SEX ETC.

-74-

Sl.No.	District	Name of the Block	Scheduled Caste			Scheduled Tribe			Others			Total		
			Men	Women	Total	Men	Women	Total	Men	Women	Total			
1.	Salem	Namagiripet	540	540	1080	163	30	193	910	1050	1960	1613	1620	3233
Percentage			33%			7%			60%					

1. In Salem District, 3233 adult learners were enrolled in Namagiripet Block.
2. In the total enrolment of learners 50% were men and 50% were women.
3. Scheduled Caste learners were 1080 (i.e. 33% out of the total enrolment)
4. Scheduled Tribe learners were 193 (i.e. 7% out of the total enrolment)
5. Learners belonging to other communities were 1960 (i.e. 60% out of the total enrolment)
- 6.

On an average 32 learners were enrolled in a centre.

**T A B L E III**  
**L E A R N E R S B Y A G E.**

Sl.No.	District	Name of the Block.	Below 15		Between 15 - 35			Above 35			Total		Grand Total	
			Men	Women	Men	Women	Total	Men	Women	Total	Men	Women		
1.	Salem	Namagiripet	..	..	..	1447	1450	2897	166	460 <sub>170</sub>	336	1613	1620	3233

1. Out of 3233 learners, 2897 were in the age group between 15-35. It comes to 89%. This is the vital section of the society.
2. Out of 3233 learners, 336 were in the age group above 35. It comes to 11%. Steps should be taken to attract them also to attend the centres.

**T A B L E IV**  
**L E A R N E R S B Y O C C U P A T I O N**

Sl.No.	District	Name of the Block.	Agriculturist	Agri. Labourers.	Business	Casual Labourers	Others	Total
1.	Salem	Namagiripet	867	1249	27	1090	..	3233

Agricultural labourers (38%) are the major participants of the centres. Small business men (8%) were also benefitted.

T A B L E V.  
A N I M A T O R S B Y A G E.

Sl.No.	District.	Name of the Block.	15 - 24		25 - 29		30 - 34		35 - 54		54 & above		Total	
			Men	Women	Men	Women	Men	Women	Men	Women	Men	Women	Men	Women
1.	Salen.	Namagiripet	6	17	5	9	6	9	32	14	1	1	50	50

Out of the 50 women animators, 35 belong to the age group 15-34. 46 animators belong to the age group 35-54. It shows that the centres were run by animators with experience and maturity of mind.

T A B L E V I  
A N I M A T O R S C A T E G O R Y W I S E.

(76)

Sl.No.	District	Name of the Block.	Day School Teachers			Unemployed Trained Teachers			Unemployed Youths			Others C.W.O.S.		Total	G R A N D TOTAL	
			Men	Women	Total	Men	Women	Total	Men	Women	Total	Men	Women			
1.	Salen.	Namagiripet	35	24	59	1	1	2	14	22	36	Nil	3	3	50	50

Day School teachers were the majority of the animators-59%. Out of the 36 unemployed youths, 22 were women animators.

**T A B L E VII**  
**A N I M A T O R S B Y C O M M U N I T Y.**

Sl.No.	District.	Name of the Block.	Scheduled Caste		Scheduled Tribe		Others		Total		Grand Total
			Men	Women	Men	Women	Men	Women	Men	Women	
1.	Salem	Namagiripet	8	9	2	-	40	41	50	50	100

Out of 100 animators only 19 animators belong to Scheduled Caste and Scheduled Tribe though 40% of the learners belong to these communities. It shows the dearth of educated persons in these communities.

(77)

**T A B L E VIII**  
**R E S I D E N C E O F A N I M A T O R S W I T H R E F E R E N C E T O L O C A T I O N O F C E N T R E S.**

Sl.No.	District	Name of the Block.	In the same village		Within 1 Km.		Morethan 1 Km.		Total	
			Men	Women	Men	Women	Men	Women	Men	Women
1.	Salem	Namagiripet	10	31	20	17	20	2	50	50

1. Total No. of Animators = 100
2. Animators in the same village = 41%
3. Animators within 1 Km = 37%
4. Animators within 2 Km. = 22%



**T A B L E IX**  
**CENTRES BY LIGHTING FACILITIES.**

Sl.No.	District	Name of the Block	Electirified	Non-electrified	Total
1	Salem	Namagiripet	64	36	100

Out of 100 centres 64% of centres were electfified, 36% of centres are Non-electrified. But all the 100 centres were provided with 300 Hurricane lights.

(78)

**T A B L E X**  
**CENTRES BY LOCATION.**

Sl.No.	District	Name of the Block.	School Buildings.	Private Houses	Pt.Board Offices.	Public Buildings.	Others Temples.	Reading rooms.	Total
1.	Salem.	Namagiripet	45	38	..	6	11	..	100

38 centres were located in private houses. Location of the centres was not a hindrance to the learners for learning.

**T A B L E X I**  
**NO. OF CENTRES BY WORKING HOURS.**

Sl.No.	District	Name of the Block.	6 A.M.	10 A.M.	1-4 P.M.	4-6 P.M.	6-8 P.M.	8-P.M. & above.	Total
1.	Salem.	Nanagiripet	..	..	..	..	94	6	100

1. Out of 100 centres 94% of centres were functioning between 6 P.M. to 8 P.M. This was the most convenient time for the rural people since most of them were agriculturists and agricultural labourers.
2. 6% of the Centres were conducted between 8 P.M. to 10 P.M. As learners were working in factories in those centres, they were willing to come after 8 P.M.

(79)

**T A B L E X I I**  
**NUMBER OF CENTRES VISITED BY THE DEVELOPMENTAL DEPARTMENT OFFICIALS.**

Sl.No.	District	Name of the Block.	Agriculture.	Animal Husbandry.	Co-operative.	Health Dept.	Small Scale Industries.	Social Welfare	Other Dept.	Total
1.	Salem	Nanagiripet	10	2	5	20	6	4	2	49

49 visits were made by other developmental persons. It shows the co-operation extended towards the project by other development department personnel.

**T A B L E - XIII**  
**CENTRES BY ATTENDANCE.**

Sl.No.	Name of the District.	Name of the Block.	Attendance in the centres				Total
			Below 10	Average 10 to 20	20 to 30	30 & above	
1	Salem	Namagiripet	Nil	37	58	5	100

In 37 centres, the average attendance was ranging between 10-20. In those centres were casual labourers and factory labours. So they were not able to attend the Adult Education class in the night time regularly.

**T A B L E -XIV**  
**DISTRIBUTION OF LEARNERS WHO HAVE INVOLVED THEMSELVES IN SOCIAL ACTIVITIES.**

Sl. No. activity.	Scheduled Caste			Scheduled Tribe			Others		Total	Total		Grand Total
	Men	Women	Total.	Men	Women	Total	Men	Women		Men	Women	
1. Cultural activity.	305	240	545	30	20	50	580	345	925	915	605	1520
2. Meetings & functions	420	415	835	120	40	160	820	925	1745	1360	1380	2740
3. Involvement in Social work	320	125	445	110	30	140	265	145	410	695	300	995
4. Excursion	275	242	517	60	10	70	420	315	735	755	567	1322

Celebrated Republic Day, Independence Day and International Literacy Day in centre level in many centres and also at Block level. Excursions to Mettur Dam, Kollihills and Yercaud and some other places were undertaken.

Cont.....

(80)

**T A B L E - XIV Cont..**

**DISTRIBUTION OF LEARNERS WHO HAVE INVOLVED THEMSELVES IN SOCIAL ACTIVITIES.**

Sl.No.	Name of the activity.	Scheduled Caste			Scheduled Tribe			Others			Total		Grand Total
		Men	Women	Total	Men	Women	Total	Men	Women	Total	Men	Women	
5.	Availing loan facilities provided by Bank.	..	..	..	..	..	..	43	46	89	43	46	89
6.	Availing other benefits.												
a.	Hut Electrification.	22	5	27	3	2	5	27	21	48	52	28	80
b.	Small Savings	215	240	455	65	25	90	270	245	515	550	510	1060
c.	Insemination	235	180	415	60	10	70	265	240	505	560	430	990
d.	Prevention of animal diseases	65	30	95	30	15	45	85	27	112	180	72	252

(81)

89 Learners availed loan facilities from Banks.

1060 learners began to save money in Banks.

80 learners had their houses electrified.

It is evident from these that awareness has been created among the villagers.



Entertainment by animators and learners of Namagiripettai S. A. E. P.  
Project at the District Valedictory function Salem.

**CLOSING AND OPENING OF THE CENTRES DURING THE PROJECT PERIOD.**

During the Project period, centre No. 76, Aoklampatty was closed on 30-8-80. The animator Tmt.H.Krishnaveni did not conduct the class regularly. She refused to go to the Centre. Loosly women candidates was not available. Hence the centre was closed on 30-8-80 and new centre No.101 was opened at Tho. Jedarpalayam on 1-10-80.

The list of dates of opening and closing of the centre is enclosed in the annexure.

**SUCCESSFUL IMPLEMENTATION OF THE SCHEME.**

**Meetings made by the Project Officer with Development functionaries at Block level.**

For the month of May One-day in-service training was given to the animators on 3-5-80. Project Officer and Supervisors conducted the function.

For the month of June '80, animators were given one day Inservice training on 15-7-80. Guest lectures were given by two important persons.

In the morning Thiru B. N Subramanian, B.Sc.,(Agri) Deputy Agriculture Officer spoke on the importance of agriculture and pest control.

In the evening Tmt. Lakshmi, M.B.B.S., Civil Assistant Surgeon spoke on family planning and about various diseases and remedies.

For the month of July '80, one day Inservice training was

given to the animators on 5-8-80. A. Ramasamy, Gramasevak gave a guest lecture.

For the month of August '80 one day Inservice training was given on 23-8-80. Thiru Dr.M. Kailasam, B.A., M.B., B.S., District Medical Officer for Leprosy Control Unit gave guest Lecture on Leprosy and how to control it. It was very much useful to the animators.

For the month of September '80 oneday Inservice training was given on 17-9-80. Project Officer and Supervisors attended the functions. Veterinary Doctor was asked to give guest lecture. But due to unavoidable circumstances he did not come to the function.

## 2. AT DISTRICT LEVEL.

In the month of October '80 one day inservice training was given in district level at Salem. The inservice training was conducted in Nehru Kalairangan.

The morning session was given to Adult Education.Seminar on Adult Education was very useful to animators and <sup>learners.</sup> lectures. ~~lectures.~~ Int. Dr.Stella Soundararaj, M.Sc.,(London)B.T., Phd., presided over the function. Doubts were raised and cleared to the animators. Thiru C. Adhimoosam, M.A., B.Sc., B.T., spoke on Adult Education.

The President stressed the importance of Adult Education and said that it must be extended to all the Harijan areas.

In the evening Thiru C. Aranganayagam, Minister for Education stressed the importance of Adult Education.

For the month of November inservice training was given on 1-11-80 and 26-11-80

3. ORGANISING SPECIAL PROGRAMMES LIKE BRINGING NEWS LETTER  
FILM SHOWS, ALL INDIA RADIO PROGRAMME ETC.,

All India Radio Programme.

One day Inservice training was conducted at Salem with the Joint Co-operation of the All India Radio Programme, Coimbatore. Exhibition arrangements were made by the co-operation of Agriculture Department, Medical Department and other co-operative Societies.

In the morning session Int. Dr. Stella Soundararaj, M.Sc., (London) Phd., B.T., presided over the function. Thiru C. Adhimalan, M.A., B.Sc., B.T., spoke on the importance of Adult Education.

A large number of people participated in the function. In the evening Thiru C. Aranganayagam, Minister for Education spoke on the importance of Adult Education.

Exhibition arrangements were very attractive.

4. Creating public awareness in the Project area for the programme by exhibiting slides in Theatres, Through Wall-Posters etc.

This scheme created a sense of awareness among the people. Cleanliness is next to Godliness. People keep their streets and houses very clean. They like to keep their body clean. It created a sense of Saving money through Small Savings Scheme.

It created a sense of politics. They know how to select their Political leaders.

In many villages film shows were arranged and wide publicity was given to the people about Adult Education, Family Planning, Cleanliness, and about various kinds of diseases viz., Le-prosy, Cholera, Small pox, Malaria, Diphtheria,



Whooping Cough, Polio attack etc., As a result people are able to keep the environment and their houses neat and clean.

People come in contact with Government Officers for their needs.

## 5. INVOLVEMENT OF VOLUNTARY AGENCIES IN THE DEVELOPMENT OF CENTRES AND VILLAGES.

Voluntary Agencies in the villages: people voluntarily come forward to help open Adult Education centres. They give public buildings and Temples for conducting Adult Education classes. On arranging meetings also, they gave their Co-operation voluntarily.

## 6. ORGANISING FUNCTIONS, FESTIVALS AND EXCURSIONS.

### 1. Functions.

1. Republic day celebration.
2. Independence day celebration.
3. International Literacy day.
4. Gandhi Jayanthi.
5. Childrens day celebration.

In most of the centres Republic Day was celebrated with the co-operation of the people and learners. So also Independence day was celebrated with the co-operation of learners and villagers. In most of the centres Sports were conducted to the learners and Prizes were given to them. It was celebrated in a fitting manner.

International literacy day celebration was conducted with the joint co-operation of the Animators and learners in Oduvankurichi, Mangalapuram and Mullukurichi. Very Important persons took part in the function. -

Gandhi Jayanthi was celebrated in District Level at Salem.

It was conducted in a grand scale. All the animators and many of the learners participated in the function. Minister for Education, Minister for local self Government and Panchayat, *and* Minister for Law and Co-operative Society ~~ere~~ participated in the function. Director of Non-formal and Adult Education Tmt. Stella Soundararaj, M.Sc., (London) Phd., B.T., presided over the function in morning session. Assistant Director for Non-formal and Adult Education Thiru. Adhinoolam, M.A., B.Sc., B.T., spoke on the importance of Adult Education.

In the evening session Thiru S.A. Subramani, I.A.S., Director of Agriculture presided over the function. Thiru B.D. Sundararaj Director of Rural Development, Thiru S.R. Karuppannan, I.A.S., Collector, Salem, Thiru K. Selvam, M.A., Director of Coimbatore Broadcast Station, Thiru P. Saravanan, Thiru K. Somaundaram, B.Sc., Agri, Thiru S. Janagiram, B.Sc., B.T., Chief Educational Officer Salem etc., were the important persons who took part in the function

#### 7. EXCURSIONS.

755 men and 567 women participated in the excursion. They visited Salem, Kollihills, Yercaud and Mettur Dam.

About 915 men and 605 women participated in Cultural activities.

About 1350 men and 1275 women participated in the public meetings. About 420 men and 322 women participated in the Social organisations. About 695 men and 300 women took activities in Social work.

#### 8. EVALUATION.

Evaluation is the most important factor in any scheme. The progress of a scheme can be watched through evaluation. It helps

for planning, modification, fulfilment of the objectives, to identify the defects and difficulties and for future planning.

Evaluation of learners was done periodically by the animators of the centre on three main aspects of adult education namely literacy and numeracy, functionality and awareness. Final evaluation was done by the superiors directly in all the centres. A tool had been evolved to assess the attainment of literacy and numeracy, functionality and awareness. The assessment is given separately. Certificates were distributed to the beneficiaries with functions arranged in the centres.

Besides evaluation of learners, evaluation of centres by supervisors and also by external agency was conducted. The reports approve the success of the scheme besides giving valuable suggestions for improvement.

#### 9. ATTAINMENT MADE BY LEARNERS IN THE LITERACY ASPECT.

Most of the illiterate people in many centres are now able to read newspapers and write letters to their friends. They are also able to read the posters and name boards. A sense of awareness has been created among the people towards better life, prohibition, cleanliness in villages, co-operation and citizenship.

#### VALEDICTORY FUNCTION.

The Valedictory function at Project level was celebrated on 6-12-60 at Panchayat Union Elementary School, Namagiripet. The Chief Educational Officer, Salem District Thiru S. Janakiraman, B.A., B.Sc., B.T., presided over the function. Certificates to the.....

beneficiaries were distributed by Thiru S. Peer Mohideen M.Sc., B.Ed., District Educational Officer, Namakkal, Thiru S. Sundaram, M.A., B.T., District Adult Education Officer Salem, Thiru N. Srinivasan, B.A., B.T., Deputy Inspector of Schools Namagiripet, Thiru R. Periannan, M.A., B.T., Headmaster, Government Higher Secondary School, Namagiripet, Dr. Esther Lakshmi, M.B.B.S., Civil Assistant Surgeon, Govt. Primary Health Centre, Namagiripet Thiru S. Shanmugasundaram, M.A., B.T., Deputy Inspector of Schools Vennandur, Thiru Rathinasabapathy, M.A., B.T., Deputy Inspector of Schools, Attur and Extension Officers of the Namagiripet Panchayat Union were the Chief guests. Cultural activities were the highlight of the function. Villupattu by animators was appreciated by the gathering. The function was very colourful and was attended by all the animators and a large number of learners besides a very large number of public.

Functions were also conducted at centre level in all the hundred centres. The Supervisors and local important persons participated in the centre level functions. Certificates were distributed to the learners who did not attend the Project level function.

The District level valedictory function was held on 23-12-80 at Mahatma Gandhi Stadium, Salem. Thiru S.R. Karuppanan, I.A.S., District Collector presided over the function and opened the exhibition arranged by the various projects of the district. Thiru K.S. Subbiah M.A., M.Ed., Assistant Director of Non-formal and Adult Education, Madras participated in the function.

Thiru S. Ganesa Pillai, M.A., M.Ed., District Educational Officer, Sankari and Thiru G. Selvam, M.A., Director of all India Radio, Coimbatore were the Chief guests. Our District Adult Education Officer welcomed the gathering. Variety entertainments were a part of the function and our project played a major role.

STATE ADULT EDUCATION PROGRAMME  
TIRUCHENGODU PROJECT REPORT  
I Phase 1980  
C O N T E N T S.

Sl.No.	Subject	Page
1.	Establishment	91
2.	Project Map	92
3.	Introduction	93
4.	Tables I to XIV	96-103
5.	Photos	
6.	Successful implementation of the scheme	104
7.	Evaluation	106
8.	Valedictory function	107

**STATE ADULT EDUCATION PROGRAMME,****TIRUCHENGODU****I PHASE 1980****E S T A B L I S H M E N T**

**PROJECT OFFICER** : S. ANTONY GNANAPRAKASAM,  
B.Sc., M.Ed.,

**Supervisors** 1: T.V. Shanmugavadivalu,  
B.Sc., B.Ed.,

2: K. Nallusamy, B.Sc., B.Ed.,

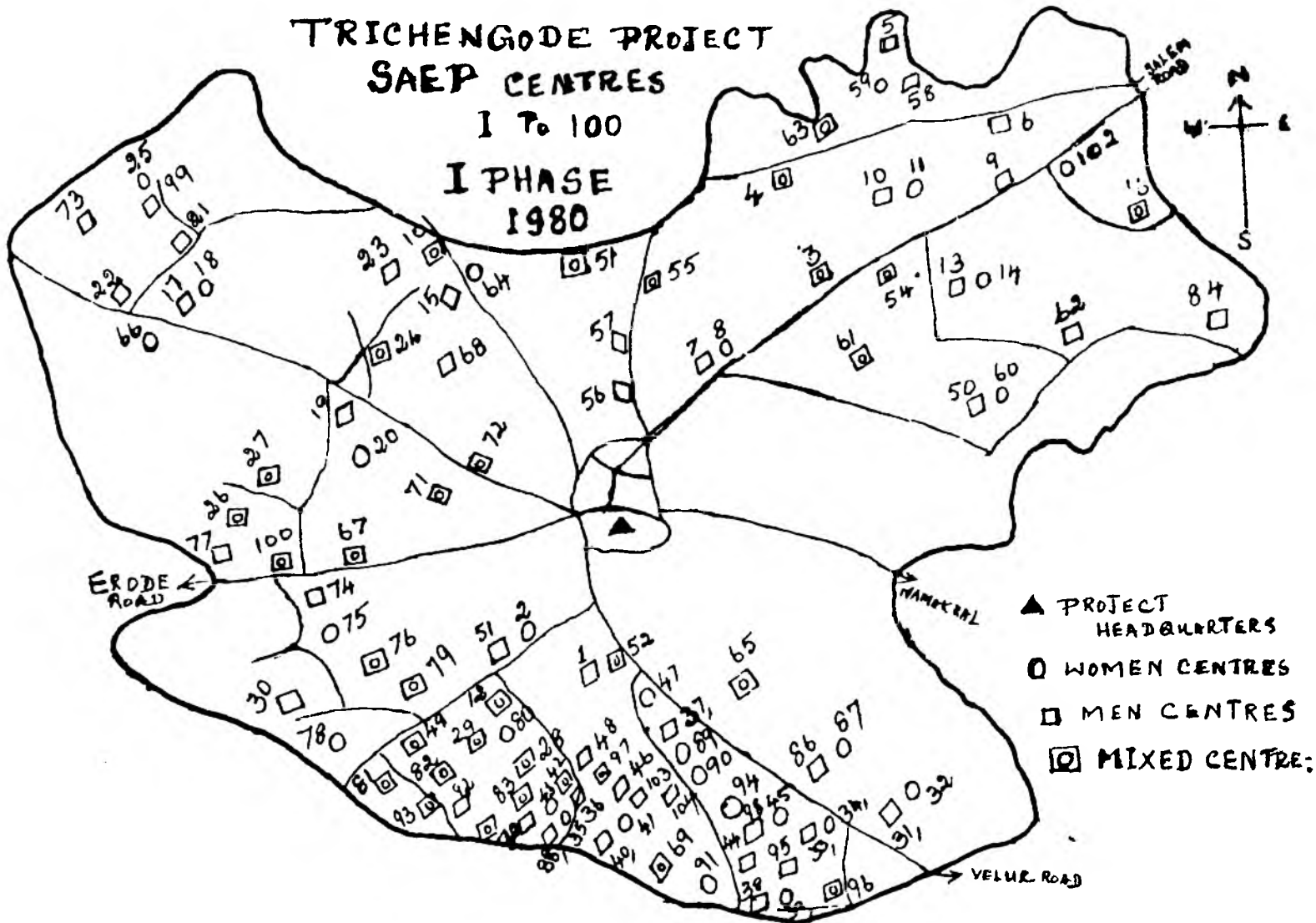
3: R. Krishnan, B.A.,

**Assistant** : E. Boominathan, B.A., B.Ed.,

**Junior Assistant** : T. Jayaprakasam.

**Basic Servant** : T. Letchuman.

TRICHENGODE PROJECT  
 SAEP CENTRES  
 1 To 100  
 I PHASE  
 1980



- ▲ PROJECT HEADQUARTERS
- WOMEN CENTRES
- MEN CENTRES
- ◻ MIXED CENTRE:



STATE ADULT EDUCATION PROGRAMME--I PHASE 1980

TIRUCHENGODU BLOCK, SALEM DISTRICT.

INTRODUCTION;

The success of a democracy rests on the qualitative progress of the citizen of the State. To achieve this, the Government of Tamil Nadu introduced the Self-sufficiency Scheme in the year 1979. The scheme aims at raising the standard of living of the rural masses who are living below the poverty line, by creating employment opportunities in the villages. The deprived sections of the community should develop literacy, numeracy, functionality and awareness through this scheme. The State Adult Education Programme has been implemented in the Self-sufficiency Blocks with the above objectives from the year 1980 onwards.

The programme has been launched in Tiruchengodu in one of the Self-sufficiency Blocks selected at the first instance. The first batch of 50 centres commenced from 18-1-1980 and the second batch of 50 centres started functioning from 1-2-80. The orientation training to the first batch of animators was conducted from 22-12-1979 to 31-12-1979 and to the second batch from 21-1-1980 to 30-1-1980.

The population of the block is 54,111. Out of which 10625 belong to Scheduled Caste.

Tiruchengode Taluk occupies a prominent place in Salem District. The taluk is named after the mountain Tiruchengodu hill. In sangam literature Tiruchengodu hill occupies an important place.

At the top of the hill there is a temple. A large number of people come from far and wide to worship here.

The height of the mountain is about 1000 ft. It extends from north to south for about three kilo metres.

The average rain fall is about 75 cm. During summer season the temperature is unbearable. The river cauvery flows on the south west border of Tiruchengodu Taluk. There are only a few lakhs in this area.

Irrigation is carried on only with the help of pump sets. Cauvery water is brought here and most of the houses are connected with water taps.

Only in rainy season dry cultivation is carried on in many places. There are many power loom factories and sising mills. In dry land groundnuts is the main crop. Pullicar spinning and weaving mill is the important textile mill in this area. About 3000 people work here. There are many workshops here. Lorry building is going on here. In rural area Gounders are very prominent. They are sufficiently rich and their standard of living is to a certain extent satisfactory. In urban area Mudaliars are very rich. A large amount of finance flows in this community.

There are scheduled caste people cobblers, Adi-Dravidas etc., They are very poor and their standard of living is also very low. The Kongu Vellalas are culturally developed people in this area.

#### ENROLMENT:

Total enrolment in the adult education centre was 1910 Men and 1277 women (3187) Out of this 1557 belonged to

Scheduled Caste (960+597) This is 49%. 2230 learners were in the age group 15-35 and 957 were above 35 years. 175 learners below the age of 15 also attended centres. They are not enrolled but benefitted by attending the centres.

T A B L E I

STATEMENT SHOWING THE NAME OF BLOCKS AND DISTRIBUTION OF CENTRES ACCORDING TO SEX.

Sl.No.	District	Name of the Block	No. of centres for			Total
			Men	Women	Combined	
1	Salem	Tiruchengodu	41	29	30	100

29 Centres were exclusively for women and women were enrolled in the 30 combined centres also.

(96)

T A B L E II

DISTRIBUTION OF LEARNERS ACCORDING TO CASTE, SEX ETC.,

Sl.No.	District	Name of the Block.	Scheduled Caste			Scheduled Tribe			Others			Total		
			Men	Women	Total.	Men	women	total	Men	Women	Total	Men	Women	Total
1.	Salem	Tiruchengodu	960	597	1557	..	..	..	<sup>950</sup> <del>960</del>	680	1630	1910	1277	3187
		Percentage			49%									51%

Out of the total enrolment of 3187, learners belonging to Scheduled casta were 1557 (49%)

T A B L E I I I

L E A R N E R S B Y A G E

Sl.No.	District	Name of the Block	Below 15			Between 13-35			Above 35			Total Grand		
			Men	Women	Total	Men	Women	Total	Men	Women	Total	Men	Women	Total
1.	Salem	Tiruchengodu	108	67	175	1254	976	2230	656	301	957	1910	1277	3187

175 learners below the age of 15 were attending the centres but they were not enrolled.

T A B L E I V.

L E A R N E R S B Y O C C U P A T I O N

Sl.No.	District	Name of the Block.	Agricul- turst	Agri. Labourers	Artisans	Self-employed	others	Total
1	Salem	Tiruchengodu	410	1875	518	..	584	3187

More than half (58.5%) of the total enrolment were agricultural labourers.

T A B L E V  
A N I M A T O R S B Y A G E.

Sl.No.	District	Name of the Block.	15-24		25-29		30-34		35-54		54 and above		Total	
			Men	Women	Men	Women	Men	Women	Men	Women	Men	Women	Men	Women
1	Salem	Tiruhengodu	13	9	7	12	8	5	34	4	4	..	66	30

Animators were incharge of two centres each.

T A B L E V I  
A N I M A T O R S C A T E G O R Y W I S E.

Sl.No.	District	Name of the Block	Day School Teachers			Retired persons			Others			Total		
			Men	Women	Total	Men	Women	Total	Men	Women	Total	Men	Women	Total
1	Salem	Tiruhengodu	39	7	46	3	..	3	24	23	47	66	30	96

Others include 6 Balasevigas. 41 animators were unemployed youths.

**T A B L E V I I**  
**A N I M A T O R S B Y C O M M U N I T Y**

Sl.No.	District	Name of the Block.	Scheduled Caste		Scheduled Tribe		Others		Total		Grand Total
			Men	Women	Men	Women	Men	Women	Men	Women	
1.	Salem	Tiruchengodu	29	14	..	..	37	16	66	30	96

43 learners belong to Scheduled caste. This is 45%

(66)

**T A B L E V I I I**  
**R E S I D E N C E O F A N I M A T O R S W I T H R E F E R E N C E T O L O C A T I O N O F C E N T R E S .**

Sl.No.	District	Name of the Block.	In the same village		Within 1 Km.		More than 1 Km.		Total	
			Men	Women	Men	Women	Men	Women	Men	Women
1	Salem	Tiruchengodu	37	25	8	4	21	1	66	30

Since educated youths were not available in the villages, animators with a distance of more than 1 Km. from the centres had to be appointed.

**T A B L E IX.**

**CENTRES BY LIGHTING FACILITIES.**

Sl.No.	District.	Name of the Block	Electrified	Non-electrified	Total
1.	Salem	Tiruchengodu	40	60	100

Only 40% of the centres were electrified. Hurricane lamps were supplied to all the centres.

(100)

**T A B L E X**

**CENTRES BY LOCATION.**

Sl.No.	District	Name of the Block	School Buildings.	Private Houses	Public Buildings	Others Temples & churches	Total
1.	Salem	Tiruchengodu.	35	20	9	36	100

Only 35 centres were accommodated in the school buildings. Since school buildings were not accessible to the learners centres were located in temples and private houses.



**T A B L E X I.**

**NO. OF CENTRES BY WORKING HOURS.**

Sl.No.	District	Name of the Block.	6 A.M.	10-A.M.	1-4 P.M.	4-6 P.M.	6-8 P.M.	8-PM & above	Total
1.	Salem.	Tiruchengodu.	..	..	..	2	16	82	100

Most of the centres (82) worked after 8-00 P.M. It was the most convenient time to the learners

**T A B L E X I I.**

**NUMBER OF CENTRES VISITED BY THE DEVELOPMENTAL DEPARTMENT OFFICIALS.**

Sl.No.	District	Name of the Block.	Agriculture.	Animal Husbandry	Co-op.	Health	Indus-try	Social Welfa-re	Others	Total
1	Salem	Tiruchengodu	..	..	1	..	..	..	2	3

Visits by the developmental departmental officials were not encouraging. For the successful implementation of the programme their involvement is quite essential.



Elected Peoples Representatives  
Mr. P. DHANABAL, M. L. A., and Mr. SAIT SENGODA GOUNDER  
participating in the SAEP project level valedictory function at Tiruchengode on 13-12-1980

**T A B L E XIII**  
**CENTRES BY ATTENDANCE**

Sl.No.	District	Name of the Block	10 to 20	20 to 30	30 & above	Total
1	Salem	Tiruchengodu	30	68	2	100

The attendance of the learners was not satisfactory. Film shows, cultural programmes, folk songs and such other activities might attract the learners and improve their attendance to the centres.

**T A B L E XIV.**

**DISTRIBUTION OF LEARNERS WHO HAVE INVOLVED THEMSELVES IN SOCIAL ACTIVITIES.**

Sl.No.	Name of the activity	Scheduled Caste			Scheduled Tribe			Others			Grand Total		
		Men	Women	Total	Men	Women	Total	Men	Women	Total	Men	Women	Total
1.	Cultural activities.	311	255	566	..	..	..	253	89	342	564	344	908
2.	Meetings & functions	686	340	1026	..	..	..	606	383	989	1292	723	2015
3.	Social work.	163	46	209	..	..	..	177	19	196	340	65	405
4.	Excursion	167	15	182	..	..	..	245	66	311	412	81	493
5.	Organising forum & clubs etc.	105	2	107	..	..	..	75	13	88	180	15	195

Contd.....

102

**T A B L E XIV Contd..**

**DISTRIBUTION OF LEARNERS WHO HAVE INVOLVED THEMSELVES IN SOCIAL ACTIVITIES.**

Sl.No.	Name of the Activity	Scheduled Caste			Scheduled Tribe			Others			Grand Total		
		Men	Women	Total	Men	Women	Total	Men	Women	Total	Men	Women	Total
6.	Availing loan facilities	155	8	163	..	..	..	133	4	137	288	12	300
7.	Hut electrification	17	3	20	..	..	..	15	6	21	32	9	41
8.	Poultry forming	2	..	2	..	..	..	6	4	10	8	4	12
9.	Bee keeping	5	..	5	..	..	..	5	..	5	10	..	10
10.	Insemination	22	..	22	..	..	..	41	..	41	63	..	63
11.	Prevention of animal diseases.	76	32	108	..	..	..	104	47	151	<sup>180</sup> <del>209</del>	79	259
12.	Small Savings	99	46	145	..	..	..	158	101	259	257	147	404

This table reveals that the learners were very much interested in different kinds of social activities with a marked attainment in their functionality.



Elected Peoples Representatives  
Mr. P. DHANABAL, M. L. A., and Mr. SAIT SENGODA GOUNDER  
participating in the SAEP project level valedictory function at Tiruchengode on 13-12-1980



Thiru. S. GANESA PILLAI, District Educational Officer, Sankari distributing certificates to the beneficiaries at the valedictory function on 13-12-1980 in Thiruchengode Project, Salem District

**OPENING AND CLOSING OF CENTRES DURING THE PROJECT PERIOD.**

Out of the One hundred centres opened during January/February 1980 four centres had to be closed for unsatisfactory functioning. They were 1. Anangur (Men), 2. Athipalayan (Men) 3. Paramasivagoundampalayan and 4. Simmolasi (Women) new centres with serial numbers from 101 to 104 were opened. They were at Palasalai, Morpalayan (Women) Prithy and Panneerkuthy palayan (Women)

**SUCCESSFUL IMPLEMENTATION OF THE SCHEME.**

**a) Meetings of the Project Officers with developmental functionaries.**

One day Inservice training to animators was conducted every month except March and April. The Project Officer and the Supervisors were the resource persons in these meetings. Besides, the Project Officer and the Supervisors, Extension Officers of the Panchayat Union, Headmasters of high schools and persons from other departments participated and gave guest lectures. These were very useful to the animators in running the centres.

The Project Officer and the Supervisors met the developmental functionaries often to make them visit the centres also.

**b) ORGANISING SPECIAL PROGRAMMES.**

Adult Education seminar was conducted in co-operation with All India Radio, Coimbatore at Nehru Kalaiarangan, Salem on 2-10-1980. Dr.(Tmt) Stella Soundararaj, MSo.,(Load) B.T., Ph.D., Director of Non-formal and Adult Education presided over the function. Hon.C. Aranganayagam, M.A.,B.T.,B.L.,

Minister for Education also participated. An exhibition was arranged in this connection and our Project participated in it. A souvenir was published on the day which contained a newsletter of the project.

A supplementary of the local daily "Malai Malar" was brought about in this connection and also on the day of the valedictory function.

C) Creating public awareness in the Project area for the Programme.

It is a mass scheme and hence publicity is a necessity to create public awareness in the project area. Wall posters published by the State Resource Centre were exhibited at important places like bus stand, market places etc.,. Wide publicity was given through mike sets in villages at the inauguration of the centres.

D) Organising functions, festivals etc.,.

Functions were held to celebrate the following.

1. Republic Day.
2. Independence Day.
3. World Literacy Day
4. Gandhi Jayanthi etc.,.

Centre level functions were held in almost all centres to celebrate Republic Day and Independence Day with the co-operation of the public.

World Literacy Day was celebrated on 8-9-1980 at three places namely Morpalayan, Thokkavadi and Erayamanalam.

Gandhi Jayanthi was celebrated at District level at Salem in a very grand manner. Our Beloved Director presided over the Adult Education Seminar in the morning session.



Our Education Minister participated in the evening session. An exhibition was also arranged.

495 learners took part in excursions.

### Evaluations:

Evaluation of learners was done periodically by the animators to assess the progress of achievement of the objectives of adult education namely literacy and numeracy, functionality and social awareness. Final evaluation was conducted by the Supervisors. A tool was evolved at district level to assess literacy and numeracy. 2304 learners were assessed and they were graded. 735 learners were assessed and they were graded. placed in the I grade which is equivalent to 5th standard level. 1227 learners were assessed as grade II which is equivalent to 3rd standard level and 342 learners were placed in grade III which is equal to 1st standard level.

Functionality and awareness were assessed with the help of records maintained by the animators.

Besides evaluation of learners, evaluation of centres was also done. This was done by the Supervisors as well as by external agency.

### Attainment made by the learners in the literacy aspect:

I grade 5th Std. level		II grade 3rd Std level		III grade 1st std level		Total		Grand Total
Men	women	Men	Women	men	women	M	W	
413	322	730	497	202	140	1345	959	2304

**Note: Total enrolment was 3187. Out of the total enrolment the number of beneficiaries were 2304.**

**Valedictory Function:**

Valedictory Function was held on 13.12.80 at Tiruchengode. The Deputy Director of Non-formal and Adult Education, Madras presided over the function. Thiru P. Dhanapal M.A., Member of Legislative Assembly declared open the exhibition arranged by the animators. The District Adult Education Officer, Commissioner of the Tiruchengode Panchayat Union, Officials of Education and other departments and local influential persons participated in the function. Certificates to the beneficiaries were distributed by the District Education Officer, Sankari. The animators, a large number of learners and public attended the function.

Functions were also celebrated at centre level at various places.



Sub. National Systems Unit,  
National Institute of Educational  
Planning and Administration  
17-B, SriAurobindo Marg, New Delhi-110016  
DOC. No.....*D-773*  
Date.....*29/12/80*