

# **GOVERNMENT OF TAMILNADU**

**DEPARTMENT OF ELEMENTARY EDUCATION**

## **THE DISTRICT PRIMARY EDUCATION PROGRAMME**

**SOUTH ARCOT DISTRICT**

NIEPA DC



D10544

**LIBRARY & DOCUMENTATION CENTRE**

**National Institute of Educational  
Planning and Administration.**

**17-B, Sri Aurobindo Marg,**

**New Delhi-110016**

DOC. No..... P-10544

Date..... 16-02-2000

# **DISTRICT PRIMARY EDUCATION PROGRAMME**

## **SOUTH ARCOT DISTRICT**

	<b>CONTENTS</b>	<b>PAGE NO.</b>
<b>CHAPTER I</b>	<b>AN INTRODUCTION TO THE DISTRICT OF SOUTH ARCOT</b>	<b>1 - 14</b>
<b>CHAPTER II</b>	<b>PROBLEMS AND ISSUES IN PRIMARY EDUCATION</b>	<b>15 - 21</b>
<b>CHAPTER III</b>	<b>THE PROJECT</b>	<b>22 - 27</b>
<b>CHAPTER IV</b>	<b>COST OF THE PROJECT</b>	<b>28 - 34</b>
<b>CHAPTER V</b>	<b>MANAGING AND MONITORING MANAGEMENT STRUCTURE</b>	<b>35 - 37</b>
<b>CHAPTER VI</b>	<b>BENEFITS AND RISKS</b>	<b>38 - 41</b>

## ANNEXURES

		PAGE NO.
I	District Educational Statistics	42 - 55
II	Organisation and Management of Primary Education	56
III	Financing Education	57 - 59
IV	Institution Development	60
	1 Teaching learning and play materials required for one school with cost	61 - 65
	2 Equipments and Furnitures required for one school with cost and District requirements	66 - 68
	3 Requirement of Class room Buildings	69 - 70
	4 Requirement of Drinking water, Electricity and Toilet facilities	71
	5 Requirement of Additional Teacher posts	72 - 73
	6 School Complexes	74
V	Participation in Project Preparation	75 - 85
VI	Summary of the Project	86 - 89
VII	List of special coaching centres	90 - 92
VIII	List of schoolless habitations	93 - 97
IX	Summary of Training plan Categories of Staff	98 - 99
X	Training calender	100
XI	Training Designs 1 to 10	101 - 124
XII	First year - Component wise Equipment and facilities to be provided	125 - 128
XIII	Schedule of Civil Works	129
XIV	Project cost (Calculation and detailed Tables 1 to 8)	130 - 138

<b>xv.</b>	1) <b>PROJECT COST COMPONENTWISE</b>	<b>139 - 143</b>
	2) Project cost by Category (First year and total cost of the Project) with expenditure.	<b>144 - 145</b>
	3) Project cost by component and Category with recurring and non-recurring expenditure.	<b>146 - 147</b>
 <b>xvi</b>	 <b>CHARTS</b>	
	1) District Primary Education System	<b>148</b>
	2) Project Implementation Organisation	<b>149</b>
	3) Primary Education Ladder	<b>150</b>
 <b>xvii</b>	 <b>STRENGTHENING OF RESOURCE CENTRES AND DIETS WITH COSTS</b>	 <b>151 - 152</b>
 <b>xviii</b>	 <b>MAPS</b>	
	1) South Arcot District Map	<b>153 - 154</b>
	2) Range (Block) Maps	<b>155</b>
	3) Village Maps	

## **CHAPTER - I**

### **THE DISTRICT PRIMARY EDUCATION PROGRAMME**

#### **AN INTRODUCTION TO THE DISTRICT OF SOUTH ARCOT.**

#### **GEOGRAPHY OF THE DISTRICT**

#### **INTRODUCTION**

South Arcot District lies on the east coast of Tamil Nadu with its headquarters at Cuddalore. The District got its name from the fact that originally it consisted of that portion of the Mughal Subha of Arcot which lay to the South of River Palar. In the records of those times, it is mentioned as the Southern division of Arcot. The word Arcot itself is derived from the Tamil word 'ARUKADU' meaning, 'six forests'. Traditionally it is said that the land around the palar river was covered in those days by six forests.

South Arcot District is very big in size covering an area of 10,899 sq. kilometres. The District is full of plains 130 metres above mean sea level except for a little elevation in the Western Part of the District. It is surrounded on the North by Chengai M.G.R. and North Arcot Districts, on the West by North Arcot, Salem and Dharmapuri Districts, on the South by Trichirapalli and Thanjavur Districts and on the East by the Bay of Bengal. The Head quarters of this District is Cuddalore.

## **AREA AND POPULATION**

The total population of this District according to 1991 census is 48,97,131. This is the most populated District in Tamilnadu. The total population of South Arcot District excluding Cuddalore Municipal area is 47,19,781.

## **FOREST AREA**

The Northern and Western parts of this District are covered with forests and mountains. The climate is generally hot all over the District.

## **LAND**

The main occupation of the people of this district is agriculture. Most of the areas in the North and the West are covered with mountains and forests. Out of the total area of 10,89,842 hectares only 1,71,590 hectares are wet lands and the remaining are dry.

## **RIVERS AND MOUNTAINS**

There are many mountains and rivers in this district. The Pennaiyar, the Gadilam, the Vellar and the Manimuthar are the important rivers and the Kalrayan Hills, the Gingee Hills, and the Kallakurichi Hills are some important hills in this district.

## **DEMOGRAPHICS**

### **DETAILS OF POPULATION**

Total Population of South Arcot District:

Male	:	24,05,517
Female	:	23,14,264

The above figures include 13,23,299 belonging to the Scheduled Castes and 58,009 to the Scheduled Tribes.

The sex ratio in the district is 972 females for every 1000 males.

### **RATE OF GROWTH OF POPULATION**

According to the last two census figures the rate of growth of population during the last decade is found to be 15.92%.

## **INFRASTRUCTURE DEVELOPMENT**

### **IRRIGATION**

Though the irrigation facilities are not upto the mark in the district during the last two decades, remarkable progress has been made by the Government Agencies. At present the main sources of irrigation are tanks, small dams and bore-wells. Most of the lands are still lying unirrigated and dry. Now a lot of work is required in this direction. There are 12 anicuts meant for irrigation.



## **SAFE DRINKING WATER**

Appreciable work has been done by Government in the field of supply of drinking water during last decade. Almost all the villages are provided either with over-head tanks or with deep bore-well hand pumps.

## **ROAD TRANSPORT**

Even though many villages are connected by Tar Roads, there are Villages yet to be connected by tar and metal roads. The maintenance of roads is also poor in villages.

## **ELECTRICITY**

Almost all the villages are electrified. Only 2% of the villages are yet to be electrified. This is due to natural barriers. Single light services are also provided to the poor dwellers at a nominal rate.

## **ECONOMY**

### **MAIN SOURCES OF INCOME**

A few years ago it was believed that the main sources of livelihood were from agriculture and forestry. But later on, a large number of people were engaged in industries, trade and as labourers.

The Kalrayan Hills consist of 105 villages. The people of these villages mainly depend upon forests for their livelihood. The people living in 3875 villages of this district mainly depend upon Agriculture.

There are 7 municipalities 35 Blocks, 2 Townships, 32 Town Panchayats and 1766 village Panchayats in South Arcot District.

The lands are not very fertile as most of the rivers become dry shortly after the rainfall during the North East monsoon. On the whole the district is dry and the average rainfall is 1183 m.m. per year. Paddy, Sugarcane and Groundnuts are cultivated by irrigation. The dry lands are utilised for growing ragi, maize, cotton, turmeric and tobacco. There are 5 sugar factories, three spinning mills, one paper mill, one biscuit factory 3 ceramic factories and 3,628 small scale industries in the district.

The famous Neyveli Lignite Corporation is situated in the district. Apprentices are entertained in various categories as skilled and unskilled labourers. This Corporation supplies thermal Electric Power to Tamil Nadu and its neighbouring States.

There are 8,76,386 agricultural labourers and 19,61,126 other workers in this district.

## **MIGRATION TRENDS**

From time to time migration of people from this district to the neighbouring districts is quite common. During the time of sowing and harvesting, a large number of agricultural labourers migrate to the nearby areas and districts. The migration from other districts towards this one is not substantial to reckon with.

## **SOCIAL STRUCTURE**

### **LANGUAGES**

The main language of the people is Tamil.

## **RELIGION**

Since people from many provinces and districts have migrated to this district. One can find followers of all important religions such as Hinduism, Islam, Christianity and Jainism.

## **SPECIAL AREAS**

### **MINING ACTIVITIES**

Neyveli is rich in Lignite. A huge quantity of Lignite is excavated. Granites and building stones are also available in some parts of the district.

### **TOWNS AND VILLAGES**

- A) Total No. of Towns : 41
- B) Total No. of Villages : 3875

### **REMOTE AND BACKWARD AREAS**

There are some areas which are quite remote and inaccessible such as the Kalrayan Hills, Pichavaram Mangrove forests in Chinnasalem and Partonovo Blocks, resulting in poverty and backwardness.

### **OTHER SPECIAL FEATURES**

Literacy growth in this district is somewhat alarming.

Year	Percentage of literates
1971	31.14
1981	36.78
1991	53.4

The literacy rate gradually increased due to the steps taken by the Government through Formal Education Non-formal and Adult Education Departments.

### **ADMINISTRATIVE SET UP**

The district of South Arcot has been divided into 5 Revenue Divisions. They are Chidambaram, Cuddalore, Vrindhachalam, Villipuram and Tindivanam.

The District consists of 13 Taluks and 35 Blocks.

The Villages are governed by Village Panchayats, Municipalities are governed by Municipal Councils. The Blocks are administrated by the Panchayat Union Councils.

### **PRESENT STATUS AND IMPACT OF VARIOUS PROGRAMMES IN THE DISTRICT**

1. Operation Black Board Scheme:

First, Second and Third Phases have been completed in all Primary Schools.

2. D.I.E.T. is imparting Training to Elementary School Teachers. They also conduct Pre-service Training courses.

3. Education Technology - NIL

4. Minimum levels of learning : Programmes are sorted out for achieving minimum level of learning.

5. Incentive programme for S.C and S.T. students:

1. Free Text Books are given through Welfare Department.
2. Free Uniforms to S.C. and S.T. students.
3. Noon Meal schemes to all poor students.
4. Free Chappals.
5. Free Slates for I standard students.
6. Free bus passes for students upto VIII standard.

6. Computerised planning for Education : Nil

### **GROWTH OF LITERACY RATE**

1971	:	31.14
1981	:	36.78
1991	:	53.4

### **ACCESS**

No. of habitations and population are not served by Primary Education facilities within one Kilometre. 119 habitations with a population of 300 people and above do not have a school in that locality.

### **MAGNITUDE OF THE TASK AHEAD**

The percentage of enrolment of school children is 85% at present. We propose to achieve 100% enrolment by the end of 1999.

Retention rate of students is to be increased from 80.2% to 95.0%. To improve the quality of education, more facilities should be provided. Government has recognised the magnitude of the problem of poor academic performance in

Primary Schools especially in rural areas. Research studies have identified factors which have resulted in the poor quality of education. Now the time has come to take a serious view in improving quality of education. One must ask "what level of good quality education is affordable by developing countries and how can such affordability be assessed?" The bottom line is that all children who attend school should atleast learn to read and write and do simple arithmetic.

The drop out rate in the Primary stage at present is 22.27% (1990-91). This is to be minimised and to be restricted to 10%. Drop outs among Scheduled Caste Students is 24.5% and among Scheduled Tribes students 30.0%.

2. The following are the Inputs required for ensuring universal Primary Education.

Now the teacher pupil ratio is 1:48

- a) Teachers are to be provided in sufficient numbers. The teacher pupil ratio should be maintained at 1:35
- b) Adequate and suitable buildings, teaching learning materials, equipment etc., are to be provided.

### **FACTORS HINDERING THE UNIVERSALISATION OF PRIMARY EDUCATION (U.P.E.) IN THE DISTRICT**

1. Most of the parents are illiterate. They have no urge either to provide for or to improve their children's education.
2. Poverty is another crucial factor resulting in high rate of drop outs.
3. Absence of awareness among parents, especially in mothers.

#### 4. Lack of inputs:

Inadequate of teaching personnel, building and equipment facilities.

Teaching personnel are not equipped with proper inservice training to make them upto date in their professional skills.

#### 5. Lack of effective and meaningful supervision:

Supervision is essential for the successful functioning of a school whether it is Formal or Non-Formal Education Programme. But little attention is paid to this important factor which has resulted in the poor quality of Education. The ratio of supervisors to the no. of schools he has to supervise is 1:50. The supervisors have to travel long distances to reach the schools. They have no vehicles.

Travel is a problem for the Supervisors. (Vide Table No. 1(A))

**HILL AREAS OCCUPY SOME PORTION OF THIS DISTRICT. KALRAYAN HILLS IS THE MOST IMPORTANT TRIBAL AREA. 31 GOVERNMENT TRIBAL RESIDENTIAL PRIMARY SCHOOLS AND 5 SUCH MIDDLE SCHOOLS ARE FUNCTIONING IN THE ABOVE AREA**

- |                      |                   |
|----------------------|-------------------|
| 1. Arasampattu       | 16. Mavadipattu   |
| 2. Arampoondi        | 17. Mottaiyanur   |
| 3. Kannoor           | 18. Mozhipattu    |
| 4. Kodamathi         | 19. Nochimedu     |
| 5. Chinnapala Poondi | 20. Perumboor     |
| 6. Kilakadu          | 21. Papathimoolai |

- |                      |                    |
|----------------------|--------------------|
| 7. Keelnilavoor      | 22. Pottiam        |
| 8. Keelathukuli      | 23. Sankarapuram   |
| 9. Melvazhapadi      | 24. Serapattu      |
| 10. Mattaparai       | 25. Talavellar     |
| 11. Moolakadu        | 26. Thunbusampattu |
| 12. Mattapattu       | 27. Thekkanpattu   |
| 13. Mundiur          | 28. Vandayapadi    |
| 14. Melpatcheri      | 29. Vanjikuzhi     |
| 15. Mel Thoradipatti | 30. Varam          |
|                      | 31. Gomugidam (G)  |

#### **MIDDLE SCHOOLS**

1. Pachery	Noon Meal Centres	:	3012
2. Innadu	Children Fed:		
3. Mariyarpalayam	Male Children	:	171544
4. Kottaputhur	Female	:	168942
5. Paranginatham	Organisers	:	3012
	Cook and Helpers	:	6024

523 I.C.D.S. Centres sponsored by the Government of India are functioning in this District.

#### **PRIMARY EDUCATION IN SOUTH ARCOT DISTRICT**

There is a great demand for Education in South Arcot District because it is economically and socially most backward district. About 85% of the total population is living in villages. Nearly 47.5% of the population is below the poverty line.



The total literacy rate of the District is 53.4% Male literacy percentage is 66.88 and Female literacy rate is 38.7. The Scheduled Caste literacy rate is 39.29% and the Scheduled Tribes rate is 27.8%.

During 1991-92 the School age (6-11) population is 6,84,397. Out of this, Boys population is 3,32,290 and Girls population is 3,52,107. The total enrolment of this age group is 5,61,782. Boys enrolment figure is 2,86,434 and girls figure is 2,75,348. The total percentage of enrolment is 82.1%. Boys rate is 86.2% and that of girls is 78.2%. the Scheduled Caste & ST rate is 61.95.

The enrolment figures of upper Primary (11-14) age group are as follows:

School age population (11-14) age group

Boys ... 172912

Girls ... 125869

Enrolment

Boys ... 153810

Girls ... 103955

SC Boys ... 32989

Girls ... 19828

ST Boys ... 642

Girls ... 341

(Vide Annexure I)

## **MANAGEMENT OF PRIMARY EDUCATION IN THE DISTRICT**

The District Primary and Other educational institutions are controlled by the Chief Educational Officer. The Revenue district is divided into four Educational Districts, each district under the control of District Educational Officer. The

Revenue District is also divided into Thirty six (36) Ranges, each under the Control of Assistant Educational Officer. The Assistant Educational Officers are assisted by the Deputy Inspector of Schools, Additional Deputy Inspector of Schools and Junior Deputy Inspector of Schools. These District Educational Officers, Assistant Educational Officers, Deputy Inspector of Schools, Additional Deputy Inspector of Schools, and Junior Deputy Inspector of Schools are the School Supervisors of the Primary and upper primary schools. The Assistant Educational Officers and District Educational Officers are also the Managers of these schools. The District Institute of Educational Research and Training is functioning in this district at Vadalur. This gives preservice and in service training for teachers.

**DISTRICT PRIMARY EDUCATION PROGRAMME  
REVENUE DISTRICT - SOUTH ARCOT  
EDUCATIONAL ADMINISTRATIVE SETUP**

**Chief Educational Officer**

Educational Dist. Dist. Ednl. Officer Cuddalore	Educational Dist. Dist. Ednl. Officer Vridhachalam	Educational Dist. Dist. Ednl. Officer Villupuram	Educational Dist. Dist. Ednl. Officer Tindivanam
Ranges 10 AEOs 10	Ranges 9 AEOs 9	Ranges 10 AEOs 10	Ranges 7 AEOs 7
DIS 11 Mobile Science Van 1	DIS Mobile Science Van 1	DIS 10 Mobile Science Van 1	DIS 7 Mobile Science Van 1
ADIS 3 JDIs 1	ADIS 1 JDIs 1	ADIS 1 JDIs 1	JDIS 1

**Financing Education**

The Government of Tamilnadu is financing the Government, Panchayat Union and Aided Primary and Upper Primary Schools. The buildings and other equipments are provided by the Government for Government Schools and the Panchayat Union councils for Panchayat Union Schools (Vide Annexure III).

## CHAPTER - II

### PROBLEMS AND ISSUES IN PRIMARY EDUCATION

#### SOUTH ARCOT DISTRICT

Achieving Universal Primary Education has been a major aim of most countries since the early 1960s. Universalisation of Primary Education is visualised in terms of cent percent enrolment, retention, completion and most importantly providing effective learning access and infrastructure. The General administration has taken efforts in this regard and made provision in the budget for education. But more attention has to be paid to improve quality, teaching/learning inputs and products. Hence non-enrolment, repetition, dropout and low learning achievement as well as their consequences and illiteracy are still major challenges particularly for the disadvantaged groups in all societies, the poor, rural and female.

The literacy rate in the district is only 53.4%. The percentage of male literacy is 66.88% and female literacy is 38.7%. Among the Scheduled castes, male literacy rate is 44.38% and female literacy rate is 34.19%. Literacy percentage among scheduled caste is only 39.29%. The female literacy rate of South Arcot District excluding Cuddalore Municipal area is 38.7% which is less than the All India Female Literacy rate of 39.4%.

Gross enrolment ratio, for all is 85.0%, 87% for boys and 83.1% for girls. Among Scheduled Castes, however it is 74% for SCs, 78.4% for SC boys and 70.8% for SC girls and for Scheduled Tribes it is 70.6% with 75.2% for boys and

65.7% for girls. The figures shown above reveal that the district is facing problems of absence of quality of education in schools and achievement of different social economic groups as is indicated by the figures of enrolment and drop outs of Scheduled Castes and Scheduled Tribes, and girls.

The available data do not fully bring out the extent of inequity in regard to the availability of schooling facilities, enrolment, retention and completion and achievement. This can only be taken care of with the help of bench mark survey.

Among the problems and Issues the following will have to be noted:

## **DROP OUTS**

In this district Drop-out is due to family circumstances, poverty and feelings of social inferiority among school age children. Lack of effective teaching and schools remaining less attractive are also causes, for children to drop out. Now the overall drop out rate is 22.67% in this district.

1. 39 reducing dropouts to 10% feeling of social deprivation will be tackle
2. The village elders will be entrusted with the task of bringing the children to school regularly.
3. Now the teacher pupil ratio in this district is 1:48. This has to be reduced to 1:35. So more no. of teachers are to be appointed. Teachers will have to be motivated to make the children receptive to teaching (Vide Annexure 4-5)
4. People living below the poverty line do not send their children to school regularly because they engage their children in domestic duties. To bring these children to school regularly escort system may be introduced in all the

schools. Senior fifth standard pupils will be entrusted to bring the school children of their area to schools and to assist them to resolve learning problems.

5. Social recognition may be given to those villagers which have achieved cent percent enrolment, retention and completion.
6. By improving the infrastructure of the schools and by providing more attractive teaching learning materials and play materials etc., pupils will be attracted to schools (Vide Annexure - IV-1).

I. Non-Formal Centres are to be started for the benefit of the school drop outs and non-starters. In villages poor children are utilised for agricultural labour and for domestic duties and to substantiate the family income. They are deprived of primary education because they have no time to attend the formal schools. Non-formal education centres may help the children to attain the marginal level of learning and to supplement the formal schooling systems.

Therefore Non-Formal centres are to be started in 1370 villages in this district where the dropouts and non-starters are more in number. This comprises 50% of the primary schools in each range. For two or three hamlets in one Panchayat a Non-formal education centre will be located. (Vide Table No.4).

2. About 47.5% of the population live below poverty line. So they do not realise the importance of education as they do not derive any immediate benefit. Hence there is lack of interest on their part to get their children enrolled in schools.

3. Female literacy is quite low with 38.7% as the female children are detained at house to look after the domestic duties.
4. Lack of community participation - communities can participate directly and indirectly in efforts to improve schools quality. The problem is that the Government's "Participation" is limited to the provision of resources. The Parents and the community must show interest in mobilizing efforts to improve quality of education. In order to promote such participation the establishment and strengthening of local PTAs and Mother Teacher Councils is necessary.

Indeed the State Government have the following schemes for improving attendance and retention of children in Primary Schools. They are:

1. Child Welfare Centres.
2. Noon Meal Programme.
3. Free supply of uniforms, Text Books, Slates Note books and foot-wear.
4. Scholarships
5. Free bus passes for students upto 8th Standard.

There is also Government of India's operation Black Board Scheme in operation for strengthening school situation in regard to appointment of additional teachers, supply of equipment and Library books etc.

**RANGEWISE DROPOUT RATE OF SOUTH ARCOT DISTRICT**

**Tindivanam Educational District**

		Male	Female	Overall
1.	Mailam	19.36%	21.25%	20.31%
2.	Gingee	21.25%	23.2%	22.23%
3.	Melmalayanur	22.36%	23.18%	22.77%
4.	Marakkanam	21.18%	22.64%	21.91%
5.	Vanur	19.12%	21.32%	20.22%
6.	Olakkur	19.42%	22.39%	20.88%
7.	Vallam	19.18%	22.14%	20.66%

**Villupuram Educational District**

		Male	Female	Overall
1.	Kanai	20.12%	22.64%	21.38%
2.	Mogaiyur	19.43%	22.16%	20.08%
3.	Koliyanur	18.76%	21.92%	20.34%
4.	Vikravandi	19.43%	22.38%	20.91%
5.	Kandamangalam	19.74%	21.98%	20.86%
6.	Ulundurpettai	19.93%	22.43%	21.18%
7.	Tirukoilur	19.32%	22.51%	20.92%
8.	Thiruvannainallur	19.71%	22.01%	20.86%
9.	Thirunavalur	18.97%	22.46%	20.72%



**Vridhachalam Educational District**

		Male	Female	Overall
1.	Kammapuram	18.05 %	21.02 %	19.85 %
2.	Nallur	19.89 %	22.34 %	21.05 %
3.	Mangalore	18.95 %	22.12 %	20.54 %
4.	Chinnasalem	19.10 %	22.04 %	20.55 %
5.	Kallakurichi	19.12 %	22.05 %	20.81 %
6.	Thiagadurgam	19.05 %	23.05 %	21.05 %
7.	Sankarapuram	19.97 %	22.86 %	21.42 %
8.	Rshivandiam	19.42 %	22.12 %	20.77 %
9.	Vridhachalam	18.86 %	21.93 %	20.04 %

**Cuddalore Educational District**

		Male	Female	Overall
1.	Cuddalore	17.12 %	20.04 %	18.58 %
2.	Annagiramam	19.31 %	21.64 %	20.48 %
3.	Panruti	18.33 %	22.79 %	20.56 %
4.	Kurinjipadi	17.93 %	22.81 %	20.37 %
5.	Parangipettai	20.46 %	26.43 %	23.04 %
6.	Bhuvanagiri	17.81 %	22.89 %	20.35 %
7.	Keerapalayam	17.86 %	22.92 %	20.39 %
8.	Kumaratchi	17.12 %	21.76 %	19.44 %
9.	Kattumannarkoil	17.43 %	21.83 %	19.63 %
10.	Neyveli	18.91 %	22.93 %	20.92 %

**DISTRICT PRIMARY EDUCATION PROGRAMME**  
**SOUTH ARCOT DISTRICT**  
**NO.OF PRIMARY SCHOOLS AND TEACHERS**

Year	Primary Schools	Number of School Teachers
1988-89	2714	10060
1989-90	2718	10058
1990-91	2724	10107
1991-92	2730	10150
1992-93	2738	10207

## CHAPTER III

### THE PROJECT

Taking into account the shortcoming of the educational system in South Arcot District, it is proposed to implement the following programmes to achieve universalisation of Primary Education.

1. To ensure universal provision of facilities, to achieve cent percent enrolment and retention and to improve the quality of education so that all children in the primary stage attain the minimum level of learning.
2. To ensure all round qualitative improvement in education for all children in 6-11 age group.
3. To increase the enrolment of girls and weaker sections.
4. To evolve and implement a new strategy on teachers' responsiveness to the community and to promote school-community relationship.
5. To focus on teacher training both pre-service and inservice training modules and to boost the capability of the teacher through appropriate strategies.
6. To improve academic and planning facilities and to provide adequate accommodation for the students to take care of school environment and hygiene.

7. To take care of the problems consequent on the increase in student population in upper Primary and Secondary school and implement an immediate relief programme to tackle the situation.
8. To develop an appropriate management information system, school statistics and data base so as to enable continuous monitoring and evaluation of the progress made in the implementation and
9. To evolve a sound system of administration and management both at the stage and District level in keeping with the new system of district decentralised planning and its efficient implementation.

The objectives of project and the strategy for achieving them will be evolved on the basis of existing knowledge and data. As correct data are not available they will be generated through a bench mark survey and exchange of ideas through workshops and seminars. The strategy will be comprehensive covering children from age 6 to 11 and special target oriented programmes for girls and SC/ST.

There has to be specification of plan objectives for District planning and there has also to be an assessment of the present situation for which bench mark survey will be conducted. The specific objectives can be briefly stated as follows:

1. Enrolling all children - boys, girls, S.C. ST., rural, urban, in 6-11 age group by appropriate measures. During the year 1992-93, out of 6,84,317 school age population (6-11) only 5,61,782 children were enrolled. Similarly 1,22,535 children were enrolled. Similarly out of 2,46,779 SC/ST school age (6-11) population only 1,52,883 were enrolled. The remaining 93,869 were not enrolled. The over all enrolment is 8% and the SC/ST enrolment is 61.9%.

2. Now the drop out rate for boys is 20.5% and for girls 24.62%. Reducing drop out rates to a specified level, say 10% for both boys and girls.
3. Ensuring minimum level of learning by improving the quality of education.

The strategies for achieving the above targets can be further elaborated for enrolling all children in the 6-11 age group as given below. They have to be further disaggregated and costed.

At present, Noon Meal Programme /ICDP programme covers all blocks in the District. Linkages will be established between such centres and the Primary schools so as to ensure that the attendance of children in primary schools is further strengthened. (Vide Design No.7)

The strategies for improving the quality of Primary education are as follows:

1. Improving facilities such as buildings, drinking water facilities, electricity and organising awareness campaign. Strengthening of Resource centres, (lead and sub-lead schools and school complexes.

(Vide Annexure IV Table I)

2. Training Programmes for Primary School Teachers including multigrade and multiple teaching, training in the use of materials supplied under Operation Black Board Scheme and training to achieve minimum of level of learning. Training for all the Primary School Headmasters and also for Key Resource Persons and Range Level Officers.

Key Resource persons (432 - PG/B.T. Assistants of High/Higher Secondary Schools) are to be trained at the D.I.E.T, Vadalur. These persons will in turn conduct inservice training courses to the serving Secondary Grade Teachers. Headmasters of Primary Schools, and the Office bearers of non-governmental organisations at the range level at the resource centres i.e., the lead and sub-lead schools which are to be formed.

(Vide Designs - 1 to 10)

3. Qualitative improvement such as supply of Text Books, (Curriculum development and Text books) Work books, Teaching learning materials, Play materials, Equipments etc. (Vide Table No.6) (Vide Annexure-IV)

### **STRENGTHENING OF WOMEN'S EDUCATION**

Appointment of new teachers, organising Mother-Teacher Councils in all the Primary Schools. This will reduce the drop out rate of girls from 24.62% to 10%

(Vide Table No.2,

### **IMPROVING READINESS TO LEARN**

Periodical medical check up to all children in Primary Schools.

A small number of disabled children are studying in the primary schools. These children are lagging behind other pupils. To cope them up, callipers and tri-cycles are to be provided for handicapped children. For deaf children, Hearing aids are to be provided. Children with eye-defects are to be provided with Spectacles. Teachers are to be given orientation training to pay special attention to the disabled and handicapped children (Vide Table No.3)

6. Innovative Programmes through community and Non Governmental Organisations. Non-formal Centres, Special coaching centres, Training to office bearers of village improvement committee and office bearers of Magalir Mandrams.(Vide Table No.4) (Vide Design No.8 and 9
7. Management and monitoring-strengthening of block level officers and DIET. 30 block level Supervisors ar to be appointed. (Vide Table No.5)

Organisers of Balwadis and ICDS Centres are to be trained. Resource centres are to be started in each Range (Block) and strengthened. The DIETS and the range level offices are also to be strengthened.

Provision of Midday Meals to all needy children. Now the drop out rate in this district is 22.27. If the above strategies are followed the rate of drop out will be reduced to 11%. The rate of retention in this district is 78.56%. IN future if this programmes is implemented following the above strategies the rate of retention will be increased to 89%.

**GENERAL DROP OUT RATE IN THE AGE GROUP 6 - 11**

**1988 - 1989 to 1992 - 1993**

Year	Number of Pupils			Percentage		
	Boys	Girls	Total	Boys	Girls	Total
1988-89	17672	19203	36875	22.29%	26.04%	23.52%
1989-90	17616	19004	36614	21.03%	25.49%	23.13%
1990-91	17086	18585	35671	20.71%	24.62%	22.27%
1991-92	16944	17977	34921	20.39%	23.81%	22.10%
1992-93	16662	17610	34272	20.05%	23.02%	21.54%

**S.C./S.T. DROP OUT RATE IN THE AGE GROUP 6 - 11**

**1988-89 to 1992-93**

1988-89	18010	36877	30.32%	37.81%	34.06%
1989-90	21272	42896	31.01%	38.41%	34.75%
1990-91	23104	49353	32.00%	39.12%	35.96%
1991-92	25228	53711	32.71%	39.92%	36.32%
1992-93	26408	56325	33.26%	40.76%	37.01%



## CHAPTER IV COST OF THE PROJECT

The South Arcot District Plan consists of the following important components.

### 1. IMPROVING FACILITIES

In South Arcot district 106 Primary Schools are functioning without any pucca class room buildings and 405 primary schools have only single class room. Out of 405 Primary Schools with one class room, 288 Primary Schools are considered for providing additional two classroom buildings under the District Primary Education Programme. Drinking water facilities are required for 2257 schools. There is no electricity facility in almost all the 2314 Primary Schools. Two Resource Centres (Lead and Sub-lead Schools) are to be started in each range for giving training to primary school teachers. These two schools are to be clubbed with the surrounding primary schools to form school complexes. The School complexes will improve the quality of teaching and learning.

### AWARENESS CAMPAIGN

Non-Governmental interventions such as Awareness Campaigns may be organised to create social awareness among the rural folks, especially women. Fifty such camps per range (excluding Neyveli and Villupuram ranges) will be organised. Expenditure will be incurred on printing and pasting of posters, Printing of notices, public advertisements, organising rallies in villages (such as Public Addressing system charges) banners, placards etc. The total expenditure is limited to Rs.750/- per campaign. This expenditure is to be met in the I year only. Awareness campaigns will be organised at 50 centres in each of the 34 Blocks.

## EXPENDITURE FOR EACH AWARENESS CAMPAIGN

(a) Printing of Notices & Posters and pasting @ Rs.250/-	34x750x50 ----- 1700 x 750	
(b) Banners @ Placards @ Rs.250/-	-----	
(c) Organising rallies @ Rs.250/-	12,75,000	12.75 lakhs -----

The total expenditure to be incurred on 'improving facilities' will be Rs.1001.00 lakhs. (Vide Table - 1) Page No.

## 2. TRAINING PROGRAMMES FOR PRIMARY SCHOOL TEACHERS

(Including Multigrade & Multiple Teaching)

The Secondary Grade Teachers and Headmasters of the Primary Schools will have to be given inservice training in Multiple and Multigrade teaching. Operation Black Board Training and minimum level of learning training to have effective teaching-learning process in the schools according to the revised syllabus. The Primary School Headmasters are also to be trained for better administration and management of the schools through the DIETs. For this purpose, 216 teachers (B.T. Assistants and P.G. Assistants) 72 teachers for each of the three subjects (English, Mathematics and Science) will be given training at the DIET. They are the Key Resource Persons. After receiving training these key resource persons will conduct Inservice Training Programme for the secondary

grade teachers and headmasters of primary schools in different training centers. Moreover, Inspecting Officers such as District Educational Officers, Assistant Educational Officers, Deputy Inspector of Schools and Junior Deputy Inspector of Schools Deputy Inspector (Science) will have to be trained for their effective supervision of the schools and also to co-ordinate the work of the teachers in teaching learning process. There are 90 Inspecting Officers (Supervisory Staff) in the Revenue District. The training will be given in the DIET for them. The estimated cost of these training programmes will be Rs. 162.78 lakhs. (Vide Design No. 1 to 6)

### **3. CURRICULUM DEVELOPMENT AND TEXT BOOKS**

There are 626 Primary Schools which require teaching learning materials and 2378 schools require equipment for effective teaching learning process in all the class room. Interactive materials, Text Books and work books may also be provided for the children. These work books and interactive materials to be provided for the students will help the student to understand well all the concepts in the different subjects so that the minimum level of learning would be achieved uniformly by the students. Play materials are also to be supplied. The estimated cost towards the supply of these items is Rs.288.040 lakhs (Vide Table 7) (Vide Annexure IV)

### **4. STRENGTHENING OF WOMEN'S EDUCATION**

Additional posts of teachers are to be provided for the primary Schools which will help to facilitate the attainment of minimum levels of learning by involving them effectively in the teaching learning process. Moreover it also ensures that there are atleast two teachers available in each Primary school for imparting qualitative education.

Secondary Grade Teachers posts are required for this purpose. Further, the Primary Schools which do not have separate toilet facilities for girls may be provided with the same. The Mother Teacher Council started in all the Primary Schools will improve the School management system especially to attract girl students enrolled. A sum of Rupees one thousand is to be sanctioned to each council for effective functioning. Moreover in all the Primary Schools in Tamil Nadu only women teachers are appointed and mothers of the students could easily co-ordinate with the teachers for the overall development of the child as well as the school. Therefore, the said Council may be constituted in all the Schools. The estimated cost of the above items will be Rs.1137.38 lakhs.

(Vide Table - II)

## **5. IMPROVING READINESS TO LEARN**

The students in the Primary Schools should be healthy to facilitate regular attendance in the schools. Therefore, the medical check-up of the students atleast once a year is a must and it will help the parents to do the follow up work and also to maintain good health of their wards. Further physically handicapped children may be provided with supporting equipment viz. calippers, tricycles, hearing aids and spectacles. The cost towards the implementation of the above items will be Rs.425.8 lakhs. (Vide Table - 3)

## **6. INNOVATIVE PROGRAMMES THROUGH COMMUNITY AND NON GOVERNMENTAL ORGANISATIONS. (CONSTITUTION OF NON-FORMAL EDUCATION CENTRES**

Most of the students, especially the SC/ST girl students in the primary schools do not reach the minimum level of learning which is expected of them.

There are many reasons for this draw back among SC/ST girls students. The parents are very poor. The economic condition of the parents drive these girl students out of the schools to work and earn. (Mostly agricultural labour work) Moreover, the parents are illiterate and they do not know the value of education. The parents also engage their wards (Girls) to look after their household work and also the younger children of their family. Therefore it is very difficult for us to advise them not to go to work and earn wages. They cannot be compelled to attend schools forgoing their daily earnings. In order to make them literate they are to be enrolled in separate educational centres which can suit their timings. They should be given Non-Formal Education after their regular field work. Hence it is proposed to start 1370 Non-formal Education centres.

Special coaching centres may be provided to bring weaker students to the expected level of learning. Fifty two such centres are to be started. The unemployed Secondary Grade Teachers in the respective villages may be appointed as Instructors for the same and they will teach atleast for 2 hours per day throughout the year. The total cost towards these items will be Rs.153.864 lakhs. (Vide Annexe -7) ~~(Vide Table-4)~~

Pre schools centres like ICDS and ECCE are to be strengthened further for universal enrolment of these children in the first standard. Therefore, for improving the Pre-School activities in ICDS and ECCE centres, the Supervisors are to be given training. 523 such supervisors are to be trained for three days.

Village improvement committees consisting of village President, Headmasters and Teachers, Community leaders are to be formed for the improvement of Primary education in the village. The office bearers will also be given special training for one day. 1500 such committees are selected for training. Presidents and secretaries of each such committee will be given one day training.

If awareness among women folk is initiated it will lead to the reduction of the drop outs and the non-starters, thereby the risks of sustainability, replicability and cost effectiveness will decrease. For this purpose the existing Mahalir Mandrams are to be engaged. Out of these 1500 Mandrams are selected and the Presidents and Secretaries of these Mandrams will be given training for one day. The estimated cost towards the implementation of the above schemes will be Rs.4.308 lakhs. (Vide Designs 7 to 9)

## **7. MANAGEMENT AND MONITORING**

Monitoring and Management are quite necessary for the implementation of the above District Primary Education Programme successfully and without lapses. At present the Block level supervisors are loaded with more than 60 Primary/Middle Schools for managing and monitoring. With this heavy load, there cannot be effective supervision over the Primary schools. In turn the teaching learning process may not take place effectively in all the Primary schools and learners' achievement will also be comparatively poor. If the number of primary schools is reduced from 60 to 35, it is expected that the supervisors can involve themselves with more care and attention and effective supervision may be achieved easily. Therefore additional block level supervisors and district level staff may be appointed at the estimated cost of Rs.57.6 lakhs. (Table No.5)

The Block (Range) level officers are also to be strengthened for effective administration and supervision. These offices are to be supplied with equipment. Each officer is to be provided with a vehicle. Thirty six (36) range offices are functioning in this District. The estimated cost is Rs.36.18 lakhs. (Table No.6)

One District Institute of Education and Training is functioning at Vadalur in this District. It is the organ for Training teachers and curriculum development. So the DIET is also be strengthened. The estimated cost is Rs.10 lakhs. (Table No.XI)

Management Information system need attention vide publicity of this programme and the progress of the programme through Television, Radio, Journals and Dailies are to be given frequently. This willenable the public to know about District Primary Education Programme. The estimated cost is Rs. 60 lakhs. (Table No.5)

The total estimated cost of all these schemes under the District Primary Education Programme is Rs. 38.77 Crores. (Vide Table NO. 1)

## CHAPTER - V

### MANAGEMENT AND MONITORING MANAGEMENT STRUCTURE

#### DISTRICT LEVEL

The project at the district level is to be implemented by a District Executive Committee. The District Collector is the Chairman of the Committee. The Chief Educational Officer who is the ex-Officio District Project Co-ordinator is the Member-Secretary.

The following are the members of the Committee:

1. Officers of Education Department.
2. Officers of other departments at district level.
3. Members of Non Governmental Organisations.
4. Teachers' representatives.
5. Women representatives.

#### TASK FORCE

There will be a task force of 6 groups to assist the member-secretary, i.e. the District Project co ordinator in the implementation of the project. The group leaders of the task force are also the members of the District Executive Committee.

#### RESOURCE SUPPORT

Resource support is essential to design and prepare training materials and to provide to the needs of different groups of beneficiaries like women, S.C./S.T. children, pre-primary children etc. The following institutions of this district will provide the resource support.

LIBRARY & DOCUMENTATION CENTRE  
National Institute of Educational  
Planning and Administration.  
17-B, Sri Aurobindo Marg,  
New Delhi-110016  
DOC, No..... D-10544  
Date..... 16-02-2000



- (1) The District Institute of Education and Training, Vadalur.
- (2) Annamalai University. Chidambaram.
- (3) Govt.Arts College, for Men Cuddalore.
- (4) Govt. Arts College for Men, Villupuram.
- (5) Govt. Arts College, Vridhachalam.
- (6) Govt. Arts College, Trindivanam.
- (7) K.N.C.College for Women, Cuddalore.
- (8) Govt. Teacher Training Institute for Women, Villupuram.

The 6 groups of the task force will look after the following different activities:

- (1) Non Formal Education Centers
- (2) Training
- (3) Special Coaching Class Centres
- (4) Construction
- (5) Women development and E.C.C.E.
- (6) The development of S.C/S.T. Children.

The training programme will be looked after by the Principal, D.I.E.T., Vadalur and there will be consultants appointed on contract basis for the other 5 groups of the task force.

## **BLOCK LEVEL**

At the block level, officers of the Education Department will implement the programme in co-ordination with the Officers of other departments, teachers and Non Governmental Organisations.

At the Village level, the mother teacher Councils in Primary Schools and the parent teacher associations in middle schools will assist in the effective implementation of the programme.

## **MONITORING AND EVALUATION**

There will be a Monitoring Cell at the district level and a Finance and Accounts Cell to monitor whether the programme components are implemented properly at all levels. These cells will report to the District Executive Committee. The Finance and Accounts Cell will do the function of verifying whether funds allotted are utilised properly as per the rules and also be responsible for maintaining the accounts.

The mother teacher councils, the parent teacher associations and the Non Governmental Organisations at the village level and the block level officers, teachers, Non Governmental Organisations, community leaders etc. at the block level can directly inform the District Executive Committee regarding the stage and the efficiency of the implementation of the programme.

## CHAPTER VI

### BENEFITS AND RISKS

If this programme is implemented, we can reap the following benefits.

Quality of Primary Education will considerably improve. The teachers are tuned to the modern techniques of teaching and they will be bold enough to face any problems in Primary Education. Children will be attracted to attend the school regularly if the schools are well equipped. Hence the rate of Drop outs will be considerably reduced to the maximum level. The non-starters are engaged through Non-formal agencies. Hence 100% literacy in 2000 A.D. will be achieved. The unemployed trained Secondary Grade Teachers will be benefitted by this programme and they will gain experience for future service. This programme will strengthen women education particularly the deprived class of S.C. and S.T. population.

By the involvement of voluntary organisations such as Mahalir Mandrams, village improvement Committee, Parent Teachers Associations, the primary Education will awaken awareness in the rural society and ignorance will be removed. Hence the people are very receptive to the day to day affairs of the society. This will improve the national solidarity and faith for true patriotism. It will also improve the humanitarian qualities like kindness, helping others etc. This programme will make the rural mass to feel the school is for the society and society is for the school. Thereby people will begin to send their school age children to schools and they begin to feel that education is a must for their bread. They will develop the improved way of living and they will choose the best and they will be loyal to their society and to their country.

1. Teachers are the pivotal point of the programme. Only their whole hearted involvement in the programme and their sincere and hard efforts will lead to the success of the scheme.
2. Correct census of non-starters, drop-outs are to be found out only by the teachers. The major programme lies on the above two kinds of children.
3. Voluntary agencies and unemployed teachers will work with service motives and not counting the monetary and other benefits. Only then the U.E.E. will be successfully implemented.
4. The deprived classes of S.C. and S.T. Women must come forward to accept the new schemes without any prejudices.
5. The teachers must feel that the training programmes and inservice trainings are most useful and they must put it into practice for their class room teachings.
6. The supervisory staffs must work with full knowledge of the UEE programme and they must guide the teachers and evaluate them and there. The flaws at the instant itself are to be corrected. Effective supervision is necessary just like to stir the lamp. Then only light will be brighter.
7. This time bounded programme will be implemented without any hesitation and without short of funds. The hurdles in providing the implements (equipments, buildings and supply of materials) are to be lowered to the possible extent.

8. The teachers must feel that special coaching classes are only to supplement their teachings. They should not leave their responsibilities to the unemployed educated Secondary Grade Teachers and to the non-formal, voluntary agencies. They must co-ordinate with their regular legitimate duties.
9. In general the teacher and the taught must feel that UEE Programme is for them and work together loyally and truthfully. Then only the programme yeilds the success of glory of all literaters in the year 2000 A.D.
10. Benefits are bound to arise in the economy of the district and its society due to the expansion of primary Education. Studies have shown that illiteracy and lack of primary education for the labour force are grave handicaps standing in the way of rapid growth of the productivity in the rural sector. This in turn affects the economy at large. For want of primary Education, there is confidence on the part of the local artisans to start their own establishments. They are either at a loss to approach the banks or the other government financial agencies to get their projects financed, or cheated by the middlemen. Literacy not only brings confidence to the village folk but also helps them to join the stream of economic progress.

Literacy obtained by primary education provides opportunities (to these who come under this project) to face challenges more confidently. Any number of legislations will never bring in the social equalities guaranteed by our consitution and the only solution to achieve this goal is the universalition of primary Education. Social evils like untouchability, child marriage, irrational practice, dowry system, bonded labour, etc., especially will have their death knell only by the proper implementation of the DPEP.

The benefits of DPEP will be passed on to the economically downtrodden people. This programme will also educate the people in the fields of health and sanitation, child care, family planning etc. The benefits expected to come out call for the need of the programme.

2. Risks of not doing these things are very great. There are explosive situations of social unrest which have to be prevented by strengthening primary education. The masses of the population in rural areas live in grinding poverty for want of primary education. Lastly absence of primary education to everyone in an effective way will mean denial of a basic human right promised by our Constitution which should not be allowed to continue.

If this programme is implemented there is a chance of sustainability. Everybody will feel that this programme will continue forever. There is also more chance for replicability that is the other districts which are not included in this project will ask for their inclusion. Finally there is the risk of cost effectiveness.

## ANNEXURES

**DISTRICT PRIMARY EDUCATION PROGRAMME  
PROJECT PRESENTATION ATTACHEMENT - I  
'Education Statistics'**

**I. Literacy Particulars for the years 1981 and 1991**

<b>Total Population 1981</b>		<b>Literates</b>
Male	2130444	1052086
Female	2071425	493202
	4201869	1545288

<b>S.C. Population 1981</b>		
Male	672612	284307
Female	416580	159650
	1089192	443957

<b>S.T. Population</b>		
Male	32674	10617
Female	21101	6962
	53775	17579

<b>Total Population 1991</b>		
Male	2475544	1408126
Female	2395327	820596
	4870871	2228722

<b>S.C. Population</b>		
Male	863715	383309
Female	604632	206765
	1468347	590074

S.T. Population		Literates
Male	35572	13142
Female	26171	7183
	62143	20325

No. of Teachers working in Primary Schools:

Men	..	7369
Women	..	2738
		-----
Total	..	10107
		-----

ii. No. of primary schools with

one teacher	..	768
Balwadis, ICDS	..	2715 + 523

### BUILDINGS

1. No. of primary schools

without Buildings	..	165
-------------------	----	-----

2. No. of schools requiring additional

class rooms	..	2299 (*)
-------------	----	----------

(\*) (Out of 2299 schools only 200 schools have been considered for this programme).

Partly pucca Building	..	143
Rented	..	78
Thatched	..	248

2. (a) No. of schools without toilet

for Girls	..	1062
-----------	----	------



### 3. Principal sources of funding of school

- building construction in the past ..
- i) School Development Committees and Donations by the people
  - ii) From Local fund (Panchayat Union, Municipal and from Government aids)

### No. of Schools

Middle Schools	..	478
High Schools	..	212
Higher Secondary Schools	..	110
Vocational	..	---
Technical	..	---
Other Department Schools	..	
Government Teacher training schools	..	2
Aided Teacher training schools	..	3

**SOUTH ARCOT DISTRICT  
STANDARDWISE STRENGTH PARTICULARS**

Sl.No.	Name of the Block	I	II	III	IV	V
1.	Cuddalore	7271	7044	6035	5153	4301
2.	Annagramam	4283	3773	3516	3267	2885
3.	Panruti	4426	3932	3746	3279	2951
4.	Kurinjipadi	4752	4014	3994	3685	3249
5.	Parangipettai	3995	3338	3253	3111	2509
6.	Bhuvangiri	3661	2917	2998	2458	2593
7.	Keerapalayam	3883	3433	3353	3665	3135
8.	Kumaratchi	3501	2369	2283	2233	1974
9.	Kattumannarkoil	2854	2695	2549	2382	2089
10.	Neyveli	1360	1322	1317	1385	1343
11.	Olakkur	2764	3006	2961	2651	2052
12.	Milam	2494	2687	2541	2465	2173
13.	Vanur	3440	3319	3120	2784	2274
14.	Merakanam	3715	2952	2842	2638	2156
15.	Vallam	2831	2791	2628	2686	2141
16.	Gingee	3867	3731	3657	3531	2967
17.	Melmalayanur	3299	3273	3114	3070	2687
18.	Vridhachalam	3231	3027	3079	2725	2540
19.	Kammapuram	3439	2964	2646	2313	2048
20.	Nallur	2990	2814	2631	2269	2092

Contd.....

21.	Mangalore	3396	3440	3333	2963	2388
22.	Chinnaselem	2935	2352	2207	2053	2212
23.	Kallakurichi	3389	2940	2837	2469	1925
24.	Thiyagadurugam	1884	1852	1764	1396	1229
25.	Sankarapuram	3648	3504	3243	2700	2359
26.	Rshivandiyam	2847	2725	2682	1989	1582
27.	Kanai	3333	3216	3194	2649	2087
28.	Mugaiyur	3994	3905	3631	3286	2658
29.	Koliyanur	2574	2496	2243	1587	1656
30.	Vikravandi	2794	2838	2531	2452	1984
31.	Kandamangalam	2465	2577	2408	2298	2258
32.	Ulundurpettai	3403	3081	2776	2190	1754
33.	Tirukoilur	3052	2993	2781	2195	1963
34.	Tiruvonnainallur	3567	3226	2885	2121	1750
35.	Tirunavalur	3453	3305	3041	2382	1890
36.	Villupuram (Municipal)	871	787	740	688	737
		119666	110638	104537	93168	80787

**DISTRICT PRIMARY EDUCATION PROGRAMME**

**SOUTH ARCOT DISTRICT**

**NO. OF SCHOOLS UNDER ALL MANAGEMENTS**

**From 1985-1986 To 1992-1993**

Year	Government	Municipal	Panchayat Union	Aided	Un-Aided	Total
<b>1985-86</b>						
Primary	182	61	2054	405	1	2703
Middle	4	18	308	156	-	486
High School	169	1	-	21	-	191
Hr.Sec.School	55	2	-	19	-	76
<b>1986-87</b>						
Primary	185	63	2059	406	-	2713
Middle	4	18	308	156	-	486
High School	171	1	-	21	-	193
Hr.Sec.School	58	2	-	21	-	81
<b>1987-88</b>						
Primary	185	63	2059	406	-	2713
Middle	4	18	308	156	-	486
High School	171	1	-	21	-	193
Hr.Sec.School	61	2	-	21	-	81
<b>1988-89</b>						
Primary	185	63	2061	406	-	2715
Middle High School	4	18	308	156	-	486
School	172	1	-	21	1	195
Sec.School	65	2	-	22	-	89

Year	Government	Municipal	Panchayat Union	Aided	Un-Aided	Total
1989-90						
Primary	185	63	2064	406	-	2718
Middle	4	18	305	156	-	483
High School	174	2	-	21	1	198
Hr.Sec.School	76	2	-	22	-	100
1990-91						
Primary	185	63	2070	406	-	2724
Middle	4	18	300	156	-	478
High School	194	2	-	21	1	212
Hr.Sec.School	79	2	-	28	1	110
1991-92						
Primary	185	63	2076	406	-	2730
Middle	4	18	305	156	-	483
High School	193	2	-	24	1	220
Hr.Sec.School	80	2	-	30	-	112
1992-93						
Primary	185	63	2084	406	-	2738
Middle	2	18	307	156	-	483
High School	193	2	-	24	1	220
Hr.Sec.School	80	2	-	30	-	112

**DISTRICT PRIMARY EDUCATION PROGRAMME**

**SOUTH ARCOT DISTRICT**

**EDUCATIONAL STATISTICS**

**1. Gross Enrolment District Level (1991-92)**

	Boys	Girls	Total
All	587557	463290	1050847
S.C.	132087	90934	223021
S.T.	1839	1192	3031

**2. List of Government/Aided/Private Schools (1991-92)**

	Government	Municipal	Panchayat	Aided	Un-Aided	Total
Primary	185	63	2076	406	-	2738
Middle	4	18	305	156	-	483

**3. S.C. & S.T. Students at all levels (1991-92)**

	Standard	I	II	III	IV	V	Total
S.C.	Boys	16697	14964	14392	12834	11885	70772
	Girls	14026	13682	12299	11322	9589	60918
S.T.	Boys	180	186	181	150	130	827
	Girls	162	153	147	132	133	727

Dropout in I to V standards Boys : 20.71% Girls : 24.62% Total 22.67%

#### 4. Girls students at all levels : 1991-1992

a. Enrolment	:	4,63,290
b. Drop out	:	24.62%

#### 5. Organisational Structure of District : 1992-1993

Block	:	35
Primary Schools	:	2738
Middle Schools	:	483
High Schools	:	220
Higher Secondary Schools	:	112
Chief Educational Officer	:	1
District Educational Officers	:	4
Assistant Educational Officers	:	36
Deputy Inspector of Schools	:	37
Mobile Science Van (D.I.S.)	:	4
Addl. Deputy Inspector of Schools	:	5

#### 6. Repetition and Drop out rates : 1991-92

Total	:	22.27%
Boys	:	20.71%
Girls	:	24.62%
S.C. Total	:	24.5%
Male	:	22.0%
Female	:	27.0%
S.T. Total	:	30.0%
Male	:	31.0%
Female	:	29.0%

**7. No. of Schools and Teachers employed :**

From 1985-1986 to 1992-1993.

	Year	No. of Schools		Total No. of Teachers	
		Panchayat Union	Aided	Male	Female
Primary	85-86	2297	406	7097	2894
	86-87	2307	406	7139	2921
	87-88	2307	406	7163	2972
	88-89	2309	406	7195	2994
	89-90	2312	406	7217	3040
	90-91	2318	406	7236	3052
	91-92	2324	406	7276	3176
	92-93	2332	406	8468	4448

Middle Schools	85-86	330	156	3043	1369
	86-87	330	156	3057	1372
	87-88	330	156	3061	1384
	88-89	330	156	3084	1397
	89-90	327	156	3092	1400
	90-91	322	156	3101	1422
	91-92	327	156	3207	1436
	92-93	329	156	3214	1446

High Schools	85-86	170	21	1859	618
	86-87	172	21	1865	624
	87-88	172	21	1939	600
	88-89	173	22	1972	613
	89-90	176	22	1961	607
	90-91	190	22	1980	617
	91-92	195	25	1991	610
	92-93	195	25	1997	618



Higher Sec. Schools	85-86	57	19	2849	1262
	86-87	60	21	2858	1241
	87-88	63	21	2876	1233
	88-89	67	22	2892	1247
	89-90	76	22	2907	1230
	90-91	81	29	*2962	1231
	91-92	82	30	2983	1237
	92-93	82	30	2987	1239

### 8. SCHOOL ENROLMENT - 1990-1991

All Students at all Levels			
	TOTAL	BOYS	GIRLS
PRIMARY	503189	265753	237436
MIDDLE	269581	151060	118521
HIGH SCHOOL	118368	69416	48952
HIGHER SEC.SCHOOL	159709	101328	58381

S.C. STUDENTS			
	TOTAL	BOYS	GIRLS
PRIMARY	108502	62138	46364
MIDDLE	56962	32352	24610
HIGH SCHOOL	24421	15501	8920
HIGHER SEC.SCHOOLS	33136	22096	11040

<b>S.T. STUDENTS</b>			
PRIMARY	1377	739	638
MIDDLE	600	369	231
HIGH SCHOOLS	427	262	165
HIGHER SEC.SCHOOLS	627	469	158

	<b>All Students</b>	<b>S.C</b>	<b>S.T</b>	
6-11	Total	686083	148003	1723
	Boys	364638	83594	950
	Girls	321445	64409	773
11-14	Total	247630	52053	852
	Boys	149098	32672	560
	Girls	98532	19381	292

**ENROLMENT (1985-86 TO 1990-91)**

	<b>Over all</b>		<b>S.C.</b>		<b>S.T.</b>	
	Boys	Girls	Boys	Girls	Boys	Girls
1985-86						
I	57569	53545	17756	14996	299	216
II	56086	49307	15544	12884	252	143
III	52046	45130	13178	11624	231	137
IV	49499	38672	12625	9711	154	105
V	40764	27929	10659	5381	133	121
Total	255964	214583	69759	54596	1069	722
1986-87						
I	58091	48282	17922	15272	270	167
II	56077	51022	15711	14257	248	168
III	55174	47008	13345	10797	216	162
IV	49295	39905	12792	9984	219	141
V	41808	31205	10826	5654	178	141
Total	260445	217422	70596	55964	1131	779

## ENROLMENT

	Over all		S.C.		S.T.	
	Boys	Girls	Boys	Girls	Boys	Girls
1987-88						
I	57282	46197	15748	11087	249	206
II	57378	47823	12623	10521	212	131
III	54275	45212	10855	9042	201	107
IV	48146	44357	10148	8429	168	105
V	48758	38524	11786	6935	124	97
Total	265839	223113	61160	46014	954	646
1988-89						
I	62363	52748	16714	13187	388	273
II	58319	52417	15662	12604	364	269
III	55130	46901	14339	11725	347	241
IV	51302	42584	12825	10213	329	218
V	44119	31154	12929	8196	274	175
Total	271233	228804	72469	55925	1702	1176

	Over all		S.C.		S.T.	
	Boys	Girls	Boys	Girls	Boys	Girls
1989-90						
I	62620	53886	15508	14549	329	278
II	57917	53090	13779	12813	324	264
III	55518	46688	13330	10219	305	247
IV	51703	43044	14409	9137	288	219
V	43617	34224	11799	8400	251	188
Total	271375	230932	66925	55118	1497	1196
1990-91						
I	59529	57589	15138	12696	239	201
II	56904	49888	12314	10463	243	211
III	52019	46542	11310	2139	215	184
IV	51611	46390	10078	8954	198	134
V	51601	45353	9535	7892	187	116
Total	271664	245762	58375	49144	1082	846

**DISTRICT PRIMARY EDUCATION PROGRAMME**

**SOUTH ARCOT DISTRICT**

**Retention Rate**

Year	Standardwise Enrolment				
	I	II	III	IV	V
89-90	116506	111007	102206	94747	77841
88-89	115111	110736	102031	93886	75273

**88-89            89-90**

I	II Standard	1,11,007/1,15,111	0.964
II	III Standard	1,02,206/1,10,736	0.923
III	IV Standard	94,747/1,02,031	0.929
IV	V Standard	77,841/93,886	0.829

Therefore Rate of retention = 0.964 x 0.923 x 0.929 x 0.829 = 0.685

85-86 Enrolment in Standard I = 1,11,114

89-90 Enrolment in Standard V = 77,841

Therefore cohort ratio is 77,841/1,11,114 = 0.700

**SOUTH ARCOT DISTRICT**

**NO. OF PRIMARY SCHOOLS AND TEACHERS**

Year	No. of Primary	
	Schools	School Teachers
1988-89	2714	10060
1989-90	2718	10058
1990-91	2724	10107
1991-92	2730	10150
1992-93	2738	10207

**DISTRICT PRIMARY EDUCATION PROGRAMME**

**SOUTH ARCOT DISTRICT**

**A N N E X U R E - II**

**ORGANISATION AND MANAGEMENT OF PRIMARY EDUCATION**

<b>SOUTH ARCOT DISTRICT</b>	<b>Sanctioned</b>	<b>Working</b>
Chief Educational Officer	1	1
District Educational Officer	4	4
Inspectress of Girls	1	1
Supervisory Staff:		
Assistant Educational Officers	37	37
Deputy Inspector of Schools	38	38
Junior Deputy Inspector of Schools	3	3
Deputy Inspector of schools (Science)	4	4

3. No. of Institutions per supervisor : 50

4 Vacancies in Supervisory posts : NIL

5. Physical facilities :

Vehicles available to the supervisors : NIL

Typewriters (Each for one A.E.O's Office) : One

Telephone (Only one phone for C.E.O) : One

6. Systems of Payments

Every month on the last working day through Banks and Treasuries.

Availability of Resource Institutions and persons in and around the District.

Resource Institution : D.I.E.T.Vadalur.

**DISTRICT PRIMARY EDUCATION PROGRAMME**

**SOUTH ATCOT DISTRICT**

**A N N E X E - III**

**FINANCING EDUCATION - DISTRICT PRIMARY SCHOOL EXPENDITURE**

Year	Actual expenditure for elementary schools in the District (in Rupees)	Enrolment					
		Primary  I-II	Middle or upper primary  VI-VIII	High school's  VI-VIII	Higher Sec. School  VI-VIII	Total	Expenditure per student in Rupees
1980-81	100143615	567845	64374	35204	32297	699720	143
1981-82	121321006	578664	65725	37033	33529	714951	169
1982-83	142763715	588680	66862	38987	34861	729390	195
1983-84	161742913	598666	66298	40871	36193	744028	217
1984-85	212513426	608552	76652	42690	37574	765468	277
1985-86	230712104	619683	81006	44510	38957	784156	294
1986-87	240817628	630159	82439	49046	43970	805614	299
1987-88	264976722	640598	83784	56172	51583	832137	318
1988-89	288782333	650406	85232	63385	56096	855119	337
1989-90	338215412	660830	86724	68688	63183	879425	384
1990-91	464778176	662003	88165	73842	69019	893029	520
1991-92	529263121	686083	90257	80938	78435	933713	567
1992-93	576329178	693919	92541	84435	80789	951684	606
1993-94 (4 months)	207460593	701621	95084	87656	85125	969486	-

**DISTRICT PRIMARY EDUCATION PROGRAMME**

**SOUTH ARCOT DISTRICT**

**PRIMARY AND UPPER PRIMARY LEVEL (ELEMENTARY)**

Year	Scholar ships	Free student ships	EXPENDITURE ON INCENTIVES						Remarks
			Uniforms	Free supply of test books	Midday Meals	Free supply of slates	Free supply of cheppals	Free Busspasses	
1980-81	-	-	-	-	22510	59138	-	-	-
1981-82	-	-	-	-	22933	59138	-	-	-
1982-83	-	-	-	-	4732169	59138	-	-	-
1983-84	-	-	-	-	4963439	82792	-	-	-
1984-85	-	-	-	-	13725175	82792	-	-	-
1885-86	-	-	-	-	13759425	88799	-	-	-
1986-87	-	-	25536195	27239608	26096040	88799	708019	-	-
1987-88	-	-	26922825	28717680	27984015	88799	77779	-	-
1988-89	-	-	26853345	30995089	37208160	101484	-	-	-
1989-90	-	-	29315150	31088369	38373240	106796	8576160	-	-
1990-91	-	-	31366200	38896568	37641840	106796	-	57262	-
1991-92	-	-	31214400	38705856	37457280	120145	960910	62781	-
1992-93	-	-	33465025	47460305	36507300	120145	-	65104	-
1993-94	-	-	26511155	34223491	28921260	120145	-	-	-

DISTRICT PRIMARY EDUCATION PROGRAMME

SOUTH ARCOT DISTRICT

PRIMARY & UPPER PRIMARY LEVEL

Year	Scholarship	Free student ship	BENEFICIARIES						
			Free supply of uniforms	Free supply of text books	Midday meals	Free supply of slates	Free supply cheppals	Free Buses	Remarks
1980-81	..	..	..	..	150072	47310	..	..	..
1981-82	--	..	..	..	152889	47310	..	..	..
1982-83	..	..	..	..	364013	47310	..	..	..
1983-84	..	..	..	..	381803	47310	..	..	..
1984-85	..	..	..	..	549007	47310	..	..	..
1985-86	..	..	..	..	550377	50742	..	..	..
1986-87	..	..	567471	567471	579912	50742	54463	..	..
1987-88	--	..	598285	598285	621867	50742	598285	..	..
1988-89	..	..	596741	584813	620136	50742	..	..	..
1989-90	..	..	586303	586573	639554	53398	571744	..	..
1990-91	..	..	627364	627364	627364	53398	..	52057	..
1991-92	..	..	624288	624288	624288	53398	640607	57074	..
1992-93	..	..	608455	608455	608455	53398	..	59186	..
1993-94	..	..	482021	482021	482002	53398	..	..	..



**DISTRICT PRIMARY EDUCATION PROGRAMME**

**SOUTH ARCOT DISTRICT**

**PRIMARY & UPPER PRIMARY LEVEL**

Year	Budget provision	Revised Estimate	Actual expenditure
1980-81	90747715	81733617	100143615
1981-82	127476000	126213000	121321006
1982-83	156712000	147621000	142763715
1983-84	186387000	178618000	161742913
1984-85	326743000	318868000	2121513426
1985-86	341764000	331876000	230712104
1986-87	354970000	346313000	240817628
1987-88	386342000	374718000	264976722
1988-89	403264000	399462000	288782333
1989-90	453765000	442262000	338215412
1990-91	485697000	417394000	464778176
1991-92	519790000	519069000	529263121
1992-93	556800000	54990000	576329178

**PRIMARY & UPPER PRIMARY SCHOOL**

Year	Teachers Salaries other emoluments	Salaries & employments of others
1980-81	99100000	1043615
1981-82	120193374	1127632
1982-83	141574921	1188794
1983-84	160480596	1262317
1984-85	211212754	1300672
1985-86	229318128	1393976
1986-87	23940546	1412163
1987-88	263479660	1497062
1988-89	267181052	1600381
1889-90	336454151	1761261
1990-91	462955700	1822476
1991-92	527449309	1813812
1992-93	574518495	18110683
1993-94		

**DISTRICT PRIMARY EDUCATION PROGRAMME**

**SOUTH ARCOT DISTRICT**

**A N N E X U R E - I V**

**INSTITUTIONAL DEVELOPMENT PROGRAMME (1)**

1. Supply of teaching, learning and play materials to primary schools.
2. Equipment & Furnitures
3. Requirement of Class room Buildings
4. Improving facilities such as Drinking water facilities, electricity connections and toilets.
5. New teachers to be appointed and rangewise requirement of teachers.
6. School complexes.

**1. TEACHING LEARNING MATERIALS**

**LIST OF ARTICLES REQUIRED FOR A PRIMARY SCHOOL**

1. Models to show different shapes and volumes  
(It may be either in wood or in metals) Rs.
  - a) Rectangle cube
  - b) Square cubs
  - c) Cylinder
  - d) Hemi-sphere
  - e) Sphere
  - f) Pyramids
  - g) Cone      7 x 15 105.00

## II. GLASSWARES :

(Required to conduct experiments)

1. Glass Jars (Assorted) - 3 or 4 Nos.4 x 20	:	80/-
2. Glass tubes (Different diametres) 6 Nos 6x 5	:	30/-
3. 3.Measuring Jars-100ml; 200 ml;500ml; 100ml 13 x 50	:	150/-
4. Glass funnels (Assorted)	:	30/-
5. Flate bottomed flask- 200ml;500ml;100ml	:	75/-
6. Conical flask-100ml; 200ml 500ml	:	75/-
7. Rubber corks-one whole, two wheels for the above 6 Nos in each	:	25/-
8. Water-level apparatus- 1 No with stand	:	50/-
9. Glasstugh 3 Nos	:	150/-
10. Measuring tape - (tailors-size -1)	:	7/-
11. Gasjars-3 Nos	:	90/-
12. One hold porcelain-Gas Jar table-3 Nos	:	90/-
13. 'L' bend glass tubes- 10cm length 3 Nos	:	10/-
14. Test-tubes-6 Nos		
15. Test tube stand. wooden 2 Nos	:	20/-
16. Test tube holder - 2 Nos	:	15/-
17. Burette-100ml;2Nos with stand	:	85/-
18. Over flowing jar 2 Nos	:	25/-
19. Pipette-25ml,50ml, 100ml,each one	:	100/-
20. Menometre tubes 2 Nos	:	30/-

21. Simple microse scope (palmist-lense) or Magnifying lense	:	25/-
22. Rubber tubes or Hose tubes 3 Nos	:	15/-
23. Plain mirror -1 No.Mirror stripts 3 Nos with wooden stands-3 Nos.	:	15/-

#### PERMANENT ARTICLES:

1. Measuring scales 1 foot - 1 No	:	3/-
1/2 metre scale-2 Nos	:	18/-
1 metre scale 2 Nos	:	36/-
2. Scissors - 1No. Nut-cutter 1 No.Forcepts 1 No	:	75/-
3. Inclined plane Apparatus with roller and pane	:	175/-
4. Weight box - upto 500 gms	:	175/-
5. Spring balance -200gm. 500gm.1K.gm.each	:	125/-
6. Pullies-single, double triple each 4 Nos.	:	82/-
7. Stop clock-1 (table type)	:	95/-
8. Magnatic compass 1 No	:	75/-
9. Bar Magnets -1 set	:	55/-
10. Horse shoe Magnet -1 No	:	25/-
11. Electromagnet - 1 No	:	15/-
12. Ring and ball apparatus 1 No wooden round	:	40/-
13. Wooden round black with different metal strips (Bimetal strips) to show conduction of heat.	:	50/-

**MODELS :**

1. Heart
2. Brain
3. Legs
4. Ear
5. Eye
6. Digestive system
7. Joints-types
8. Kidney
9. Skin

Stuffed models of birds beaks  
and feather each Rs.150 x 3

: 450/-

-----

2803/-

**MATHEMATICS :**

- 1) Geometry box board type : 200/-
- 2) Models: wooden each 1 No. minimum 20cms size
  - (1) Rectangle
  - (2) Triangle
  - (3) Square
  - (4) Parallelogram
  - (5) **Trepizium**
  - (6) Circle 10 x 15 : 150/-
  - (7) **Rhombus**

(8) Hezogan		
(9) Pentagan		
(10) Octogan		
3) Graph Board - rooling type	:	35/-
4) One metre scale - 2 Nos	:	65/-
5) Half metre scale - 2 Nos	:	35/-
6) Flannel Board	:	250/-
7) Number models 1 to 10	:	25/-
8) Calculator	:	200/-
9) Picture album	:	200/-
10) Flash Cards 100 cards	:	200/-
11) Tamil letters 247	:	500/-
12) English letters 26	:	52/-
13) Stock bundles plastic		
10,100,1000	:	60/-
		-----
		4775/-
		-----

### PLAY MATERIALS

1. Ring tennis 5 Nos	:	100/-
2. Volley ball 5 Nos	:	750/-
Volley ball net 2	:	150/-
3. Carrom Board with coins 3	:	750/-
4. Chess Board with coins 3	:	150/-
5. Tennis Balls	:	75/-
6. Charts, Album, Pictures & Maps	:	1250/-
		-----
Total costs	:	8000/-
		-----
Total costs : Rs.8,000.00		

**DISTRICT PRIMARY EDUCATION PROGRAMME**

**SOUTH ARCOT DISTRICT**

**ANNEXURE - IV**

**EQUIPMENTS AND FURNITURES (2)**

The Primary and Middle schools require the following equipments.

The list of articles with cost is furnished below:

1. Tables with two drawers (steel)	..	Rs. 1250
2. Chairs with arms (Wooden)	..	Rs. 325
3. Black Boards	..	Rs. 325
4. Cup Boards (Steel)	..	Rs. 3000
5. Water drums with five Tumblers	..	Rs. 600
6. Map stands	..	Rs. 700
		-----
		Rs. 6200
		-----

The total requirements of the District is furnished herewith.

**DISTRICT PRIMARY EDUCATION PROGRAMME**  
**SOUTH ARCOT DISTRICT**  
**FURNITURE AND OTHER FACILITIES REQUIRED**

Sl.No	Name of the Range	No.of schools	No.of chairs required	No.of schools	No.of tables required	No.of schools	No.of Black boards
(1)	(2)	(3)	(4)	(5)	(6)	(7)	(8)
1.	Gingee	82	231	82	231	69	228
2.	Merkanam	90	200	90	180	90	205
3.	Melmalayanur	68	131	71	136	67	120
4.	Mailam	59	223	59	205	48	185
5.	Vanur	68	215	57	161	57	201
6.	Dlakkur	45	182	48	157	44	163
7.	Vallam	73	150	73	161	73	140
8.	Kanai	52	184	53	218	50	171
9.	Mugaiyur	87	212	88	81	83	178
10.	Kolliyanur	71	81	71	94	68	86
11.	Vikravandi	50	93	49	225	42	66
12.	Kandamangalam	56	225	56	152	56	212
13.	Ulundurpet	69	170	69	121	60	170
14.	Tirukoilur	58	121	58	188	58	124
15.	Thiruvannainallur	46	188	46	143	57	157
16.	Thirunavalur	62	154	59		59	121
17.	Villupuram Municipal	--	--	--	--	--	--
18.	Vridhachalam	41	171	37	158	44	190
19.	Kammapuram	65	141	65	154	65	74
20.	Nallur	42	91	43	92	38	78



21.	Mangalur	75	198	75	183	74	165
22.	Chinnasalem	56	88	56	89	16	42
23.	Thiyadurugam	78	212	78	212	78	123
24.	Kallakurichi	71	226	71	226	71	226
25.	Sankarapuram	69	242	65	242	70	216
26.	Rishivandiyam	64	178	65	178	65	179
27.	Cuddalore	51	189	41	170	50	152
28.	Annagiraman	54	180	48	150	49	171
29.	Panruti	36	108	29	111	26	104
30.	Kurinjipadi	27	76	27	68	36	100
31.	Parangipettai	63	140	54	114	61	150
32.	Bhuvanahiri	25	66	49	86	31	80
33.	Keerapalayam	70	218	70	218	65	200
34.	Kumaratchi	70	256	65	250	62	220
35.	Kattumannarkoil	66	217	66	217	69	263
36.	Neyveli	39	110	39	110	46	129
		2106	5856	2072	5661	1997	5385

1. Eversilver water drums with 5 eversilver

tumblers @ Rs.600/- (1 per set school) : 2738 Nos.

2. Steel cub boards with 2 doors

@ Rs.3000/- (2 per school) : 2738

3. Map stand @ Rs.700/- 2 per school : 5476

These equipments will be supplied in five phases as shown in the cost estimate table.

N.B. Tables increase to 7633

Chairs increase to 7872

Black Boards increase to 7362

**DISTRICT PRIMARY EDUCATION PROGRAMME**  
**SOUTH ARCOT DISTRICT**  
**ANNEXURE - IV**  
**REQUIREMENT OF CLASS ROOM BUILDINGS (3)**

In this district, 106 schools are functioning in thatched sheds without pucca buildings. So priority is given to these schools for constructing three class room buildings.

In the project report provisions are made for 165 three class room buildings. The above 106 schools can be included in this list and the cost of the remaining 59 three class rooms buildings could be utilised for the construction of two class room buildings (i.e. additional building).

So the number of two class room building is raised from 200 in the report to 288 and the three class room buildings are reduced from 165 in the report to 106. Due to this arrangement the total cost of the buildings does not exceeds the amount allotted in the report.

**COST :**

1. Three class room building for 106 schools at the cost of Rs.3 lakhs per building	Rs.318 Lakhs
2. Two class room building for 288 schools at the cost of Rs.2 lakhs per building	Rs.576 Lakhs
	-----
	Rs.894 Lakhs
	-----

**DISTRICT PRIMARY EDUCATION PROGRAMME**  
**SOUTH ARCOT DISTRICT**  
**PARTICULARS ABOUT CLASS BUILDINGS**

Sl.No (1)	Name of the ranges (2)	Two class room buildings. (3)	Three class room buildings (4)
1.	Gingee	8	1
2.	Merkanam	-	1
3.	Melmalayanur	8	-
4.	Mailam	4	7
5.	Vanur	6	10
6.	Olakkur	4	7
7.	Vallam	16	1
8.	Kanai	12	2
9.	Mugaiyur	23	-
10.	Koliyanur	7	-
11.	Vikravandi	13	-
12.	Kandamangalam	18	1
13.	Ulundurpettai	4	2
14.	Tirukoilur	10	-
15.	Thiruvonnainallur	10	4
16.	Thirunavalur	11	2
17.	Villupuram (Municipal)	- 5	- 10
18.	Vridhachalam	7	1
19.	Kammapuram	5	2
20.	Nallur	4	-
21.	Mangalur	4	-
22.	Chinnasalam	8	-
23.	Kallakuruchi	11	1
24.	Thiyagadurugam	11	8
25.	Sankarapuram	4	3
26.	Rshivandiyam	15	5
27.	Cuddalore	7	11
28.	Annagramam	5	-
29.	Panruti	7	11
30.	Kurinjpadi	2	10
31.	Parangipettai	6	3
32.	Bhuvanagiri	4	-
33.	Keerapalayam	10	9
34.	Kumaratchi		--
35.	Kattumannarkoil		--
36.	Neyveli		
		288	106

N.B. Two Class Room Building increases to 320

**DISTRICT PRIMARY EDUCATION PROGRAMME  
SOUTH ARCOT DISTRICT**

**ANNEXURE - IV**

**PARTICULARS ABOUT TOILET FOR GIRLS,  
DRINKING WATER, POWER CONNECTIONS - FACILITIES - (4)**

Sl.No (1)	Name of the range (2)	No.of schools which require toilets for girls (3)	No.of schools which require power connection (4)	No.of schools which require drinking water facilities (5)
1.	Gingee	99	103	103
2.	Markanam	39	89	90
3.	Melmalayanur	87	88	88
4.	Mailam	68	59	55
5.	Vanur	78	59	38
6.	Olakkur	55	61	46
7.	Vallam	73	73	73
8.	Kanai	65	58	52
9.	Mugaiyur	82	85	87
10.	Koliyanur	79	76	76
11.	Vikravandi	48	49	50
12.	Kandamangalam	65	65	65
13.	Ulundurpettai	69	69	69
14.	Tirukoilur	58	57	58
15.	Thiruvonnainallur	66	59	60
16.	Tirunavalur	67	71	60
	Minicipal-	-	-	-
17.	Villupuram	68	67	58
18.	Vridhachalam	64	64	60
19.	Kammapuram	79	79	79
20.	Nallur	75	52	74
21.	Mangalur	62	64	66
22.	Chinnasalem	63	41	64
23.	Kallakurichi	68	75	76
24.	Thiyagadurugam	48	46	43
25.	Sankarapuram	67	61	65
26.	Rshivandiyam	75	72	53
27.	Cuddalore	62	58	59
28.	Annagramam	80	78	77
29.	Panruti	88	82	82
30.	Kurinjpadi	59	86	55
31.	Perangipettai	48	48	32
32.	Bhuvanagiri	71	59	62
33.	Keerapalayam	68	60	65
34.	Kumaratchi	65	57	77
35.	Kattumannarkoil	46	44	40
36.	Neyveli			
<b>Total</b>		<b>2351</b>	<b>2314</b>	<b>2257</b>

N.B.No.of Toilets restricted to 430, Electricity facilities increase to 2664, Drinking water facilities increase to 2688 Schools.

**DISTRICT PRIMARY EDUCATION PROGRAMME**

**SOUTH ARCOT DISTRICT**

**ANNEXURE - IV**

**PARTICULARS ABOUT NEW TEACHERS TO BE APPOINTED -- (5)**

The enrolment figures of the past years of this district show an increase of 1.2% every year. The total additional enrolment is 15, 782 per year. Additional teachers required to the tune of additional enrolment as per the 1:35 ratio, is 450 per year.

Hence 240 teachers are to be appointed every year in the District Primary Education Programme at the rest by the State Government.

**SOUTH ARCOT DISTRICT**

**NUMBER OF TEACHERS REQUIRED (BLOCKWISE) AT PRESENT**

Vridhachalam Educational District			Cuddalore Educational District		
1.	Vridhachalam	33	1.	Cuddalore	26
2.	Kammapuram	18	2.	Annagramam	44
3.	Nallur	15	3.	Panruti	34
4.	Mangalur	36	4.	Kurinjpadi	15
5.	Kallakurichi	43	5.	Portonovo	54
6.	Sankarapuram	54	6.	Bhuvanagiri	24
7.	Chinnasalem	56	7.	Keerapalayam	16
8.	Thiyagadurgam	36	8.	Kumaratchi	8
9.	Rshivandiyam	49	9.	Kattumannarkoil	13
		340			234

Tindivanam Educational District			Villupuram Educational District		
1.	Olakkur	11	1.	Kolliyanur	20
2.	Mailam	32	2.	Vikravandi	53
3.	Merkanam	55	3.	Kanai	33
4.	Vanur	45	4.	Kandamangalam	38
5.	Vallam	31	5.	Tirukoilur	36
6.	Gingee	25	6.	Mugaiyur	44
7.	Melmalayanur	55	7.	Thiruvannainallur	64
			8.	Tirunavalur	34
			9.	Ulundurpet	50
		254			372

ABSTRACT		
1.	Cuddalore Educational District	234
2.	Vridhachalam Educational District	340
3.	Villupuram Educational District	372
4.	Tindivanam Educational District	254
Total		1200

**DISTRICT PRIMARY EDUCATION PROGRAMME**

**SOUTH ARCOT DISTRICT**

**ANNEXURE - IV.**

**SCHOOL COMPLEX - (6)**

School Complexes are to be formed in all ranges at the rate of two per range. Primary schools around the lead school (Higher Secondary School) and the sub-lead school (Higher/High school) will be clubbed into two clusters. They will discuss and demonstrate the experiments and new techniques of teaching. No travelling allowance is required since the cluster is within the radius of 8 kms. Lead and sub-lead schools are to be provided Rs.1000/- per year per centre as contingencies (to purchase consumable articles like acids, chemicals stationeries). Refreshment charges for participants and teachers involved @ Rs.500/- per term, total refreshment charge does not exceed Rs.1500/- per year per centre.

EXPENDITURE STATEMENT FOR SCHOOL COMPLEX					
a) Lead schools - 36		Contingencies per year Rs. 1000/-			
sub-lead schools - 36		per Centre : Rs. 72,000.00			
Rupees in Lakhs					
I year	II year	III year	IV year	V year	Total
0.72	0.72	0.72	0.72	0.72	3.6
b) Refreshment charges for the participants & teachers @					
Rs.1500/- per year (Rs.500/- per term) 72 Centres expenditure					
1.08	1.08	1.08	1.08	1.08	5.4
1.80	1.80	1.80	1.80	1.80	9.0

## DISTRICT PRIMARY EDUCATION PROGRAMME

### SOUTH ARCOT DISTRICT

#### A N N E X U R E - V

#### (1) PARTICIPATORY APPROACH IN PROJECT PREPARATION

This District Primary Education Programme Project is prepared on the basis of consultations and participations in the gross root level. A state level meeting of Chief Educational Officers, Assistant Educational Officers and Deputy Inspector of Schools of three districts of South Arcot, Thiruvannamalai Sambuvarayar, Dharmapuri was convened at Madras on 1.2..93 to 5.2.93 by the Director of School Education, Director of Elementary Education, Director of Non-Formal Education, Director of Training, Profeessor of SCERT & DIET, Educationists and representative of Non-Governmental Organisations also attended the Meeting. The meeting discussed and gave guide lines to prepare the Project in gross root level.

With the help of the guidelines suggested by the World Bank Expert Mr.John Middleton, a Preliminary District Plan document was prepared at the District Headquarters.

On spot discussion was held at Cuddalore from 8-2-93 to 13-2-93 with the Primary School Headmasters, Assistant Educational Officers, Deputy Inspector of Girls, Office bearers of Non-Governmental Organisations by the Deputy Director of Elementary Education Mr.Parthasarathy, and Mr.Thirunavukkarasu a staff member of D.I.E.T, Madras.

The Chief Educational Officer of this District attended a two days seminar on the District Primary Education Programme at the D.I.E.T Krishnagiri on 11.6.93 and 12.6.93.



In this meeting, the first plan document prepared in the district was discussed in detail. The additions and deletions to be done was also discussed.

The draft District Plan document for South Arcot was handed over by the Chief Educational Officer to Dr. Kuldip Kumar, Member of the National Level care team for onward transmission to the Department of Education, New Delhi on 1-7-93 at Madras.

The Chief Educational Officer attended the meeting of the preparatory mission by the World Bank authorities at Madras on 19-7-93 and 20-7-93. In this meeting various points were discussed from the District Plan documents and the lines on which the document has to be modified were indicated.

In South Arcot District the Chief Educational Officer convened a special meeting of all the District Educational Officers, Assistant Educational Officers, Deputy Inspector of Schools, Educationists and members of non-governmental organisations on 28-7-93 at Cuddalore. The meeting resolved to study the problems and issue that prevents the achievement of Universalisation of Primary Education in this District. The Block level officers organised village level meetings in all the villages in all the blocks from 16-8-93 to 31-8-93. These meetings were attended by the Village leaders, Office bearers of Parent Teacher Association, Mother Teacher Council and Mahalir Mandrams, Village Administrative Officers and Primary School Headmasters and Teachers. These meetings discussed clearly the problems and issues that prevents the achievement of Universalisation of Primary Education and suggested various strategies for improvement.

The main problems and issues focussed in all these meetings were, the problems of Droup outs, Poverty, lack of facilities to schools, lack of effective supervisions. They also suggested various strategies for improvement such as providing basic facilities to schools, appointment of teachers, organising awareness campaigns etc. Similarly Block level meetings were attended by the Village leaders,

members of N.G.O.S. educationists, representatives of Headmasters and Teachers and Block level officers. They discussed the problems and issues that prevents U.P.E. and strategies for the improvement of U.P.E. in their villages. They finally classified the main problems and issues and strategies to be followed for the achievement of U.P.E. on the basis of the outcomes of these village level and block level meetings, the Block level officers (Assistant Educational Officers) prepared the Project and submitted to the Chief Educational Officer.

Again the Chief Educational Officer organised a meeting of District Educational Officers, Deputy Inspector of Schools, Educationists and members of N.G.O.s. They discussed about the projects submitted by the Assistant Educational Officers and they further classified the problems and issues and strategies for improvement on 11-9-93 at Cuddalore.

Finally on the basis of all the outcomes of these meetings they prepared the District Primary Educational Project.

Two Assistant Educational Officers from this district attended the D.P.E.P. meeting held at Dharmapuri on 30-10-93 and 31-10-93 organised by the Director of Elementary Education. Guidelines were given by the Director to improve the project document.

Again on 9-11-93 and 10-11-93 two Assistant Educational Officers attended the D.P.E.P. meeting organised by the Director of Elementary Education at Dharmapuri. The Director has reviewed the project preparation and give instructions for the rectification.

On 20-11-93 Two Assistant Educational Officers attended the meeting organised the Director of Elementary Education at Madras. Dr. Kuldip Kumar, members of the National Care team reviewed the Project and gave guidelines for additions and delitions.

The Chief Educational Officer and two Assistant Educational Officers attended the meeting held at Madras from 29-11-93 to 1-12-93 . The Secretary for Education, Government of Tamil Nadu, Mr.J.P.Prakash, I.A.S.,Deputy Secretary for Education, Government of India, the Joint Secretary Finance, Director of School Education, Director of Elementary Education, and Director of Teacher Education Research and Training, Officials from Text Book Committee, Professors of SCERT attended the meeting.

The meeting reviewed the District Project and gave guidelines for inclusion and deletions in the project.

**DISTRICT PRIMARY EDUCATION PROGRAMME**

**SOUTH ARCOT DISTRICT**

**ANNEXURE - V**

**THE PARTICIPATORY PROCESS IN PROJECT PREPARATION**

<b>S.No.</b>	<b>DATE OF EVENTS</b>	<b>PLACE</b>	<b>SUBJECT MATTERS</b>
1	01.02.1993 To 05.02.1993	Madras	<p>A Team of seven members from South Arcot District was summoned to Madras by the Director of School Education. The Team consisted of the chief Educational Officer, Two Assistant Educational Officers, Two Deputy Inspectors of Schools, One Panchayat Union Primary School, Headmaster one aided Middle School Headmaster and one member from a Non-Governmental organisation. Likewise Personnel from two other Revenue Districts of Tamil Nadu were also summoned. The teams were addressed by the Director of School Education, the Director of Teacher Education, the Director Elementary Education, Research and Training and the Director of Non-Formal Education, They spoke to the teams about the salient features of Social Safety Net and the District Primary Education Programmes. The members of all the District teams sat together, discussed all the problems and issues of primary Education in their respective Districts and also suggested ways and means to improve the quality of primary Education of universal Primary Education. They had in their mind problems about the achievement of universal Primary Education before 2000 A.D. in Tamil Nadu and they discussed various strategies for</p>

achieving Universal Enrolment. Universal retention and Universal completion. The team had initially prepared a write-up about their Revenue District Primary Education problems and issues based on the suggestions given by the world Bank expert Mr. John Middleton.

2. 08.02.93  
to 13.02.93 Cuddalore

The meeting at Madras was followed by an on the spot discussion in the field at the District headquarter. One Deputy Director of the Education Department from Madras and one from Madras D.I.E.T were deputed. They had prepared a preliminary District plan Document as per the guidelines suggested by the world Bank Expert Mr. John Middleton. The problems and issues in achieving effective universalisation of primary Education were clearly identified and strategies were considered for achieving this goal.

3.11.06.93 DIET  
to 12.06.93 KRISHNAGIRI

The Chief Educational Officer attended a two day seminar on the district Primary Education Programme at the D.I.E.T Krishnagiri. The National Level core Team Members, state Level core Team members. The additional secretary to Government of Tamil Nadu, Education Department, the Director of School Education, Elementary Education, Teacher Education, Research & Training and Non-formal Education, three Chief Educational officers of the District concerned, the Principals of 3 DIETS. Dr. Vinaitherthan, Professor, Directorate of Teacher Education,

Research & Training,  
Dr.C.B.Padmanaban, Madras.  
Institute of Development studies,  
District level and Block level officers  
Members of Non-Governmental,  
organisations, Primary school  
Headmasters and the Representatives  
of the Teaching community  
participated in the seminar. The first  
plan Document was discussed in  
details and additions and deletions to  
be done in the plan Document were  
also discussed. This seminar  
provided an opportunity for the cross  
section of the public of Dharmapuri  
District to become familiar with the  
DPEP projects in general and the  
District plan for Dharmapuri in  
particular.

4.1.7.93 Madras

The draft District Plan document for  
South Arcot and the other two  
districts were handed over to  
Dr.Kuldip kumar, professor, NCERT,  
Member of the National level core  
team for onward transmission to the  
Department of Education, Ministry of  
Human Resources Development for  
preparatory Mission work by the  
world Bank authorities.

5.19.07.93 Madras  
to 20.07.93

The Chief Educational officer  
attended the meeting of the  
preparatory Mission by the world  
Bank authorities. The preparatory  
Mission of the world Bank consisting  
of Mr.John Middleton, Ms. Lock  
Head, Ms.Teas, Miss.Sauitha Bashir,  
Dr.Kuldip Kumar of NCERT, Dr.  
Vargheese of NIEPA, Mr.J.P.Prahash,  
I.A.S., Deputy Secretary to  
Government of India, Department of  
Education, the State Level core team  
headed by Thiru. V.Sankara  
subbaiyam, I.A.S., Secretary to Govt.

of Tamilnadu, Education Dept. Chief Educational officers of the District concerned, officials of Harijan welfare Department, social welfare Department, Directorate of Technical Education and the members of the non-Governmental organisation attended the two-day meeting. In this meeting various points were discussed from the District Plan Document and the lines on which the documents have to be modified were indicated.

6.28.07.93 Cuddalore

A special meeting was convened (South Arcot) by the Chief Educational officer at Cuddalore with our Block Level officers District Educational officers, teachers Representatives, and the Members of Non-Governmental Organisations. The Director of Elementary Education, Madras, participated in the meeting and advised them to convene a meeting at the Block level with Headmasters of Primary schools, Teachers Representatives, members of Parent Teachers Association, Members of Non-Governments organisations as members so as to have a participatory approach, in the preparation of the District Primary Education Programme. At the Block level meeting, problems and issues of primary Education in that particular block including specific problems pertaining to a particular area could be discussed. Solutions would be formulated and the Block Level officer, would be able to give a write-up about the District Primary Education programme at the Block Level so that the authorisies of the District level Primary Education Committee could finalise and prepare

the District Plan Document for the pre-appraisal by the world Bank Team. In this connection the Chief Educational officer had already been instructed to collect the proceedings of the village and Block level meetings, analyse them and be ready with a modified District Plan.

7.17.8.93 D.I.E.T  
Vadalur (S.A.Dt)

A Meeting of the Principal and all members of staff of D.I.E.T, Vadalur Personal Assistant to the Chief Educational officers, One Assistant Educational officer (Protonovo) and one Deputy Inspector of Schools (Cuddalore) was held at Vadalur. The Director of Elementary Education addressed the Meeting. The District Primary Education Programme was discussed in detail in the meeting.

8.20.8.93 Cuddalore

The Chief Educational officer convened a meeting of all Assistant Educational officers and District Educational officers. Discussions were held at the grass-root level and identified the problems and issues of Primary Education.

9.16.08.93 All blocks  
To  
31.08.93.

The Assistant Educational officers of this District Convened meetings in their blocks with all block level officers, Headmasters of Primary schools, Teacher Representatives, Members of the Voluntary organisations, Members of parent teachers Associations & Mother Teacher Councils. The meeting discussed the problems and issues in their blocks and pointed out strategies for achieving the goals.



10. 10.09.93 Cuddalore The Chief Educational officer convened a meeting of all the District Educational officers, Assistant Educational officers and Deputy Inspectors of schools. They discussed the actions taken by them so far and submitted their Documents and necessary particulars.
11. 20.10.93 Cuddalore A meeting of District Educational officers, Assistant Educational officer Inspectress of Girls High schools and Deputy Inspectors of schools, was held at Cuddalore under the chairmanship of the Chief Educational officer. The defects and points to be included in the documents were discussed in detail. The Assistant Educational officers and Deputy Inspectors of schools submitted the additional particulars required and they discussed the preparation of District Plan Document based on the participatory process by means of meetings held at the village and the block levels.
- 12.330.10.93 Dharmapuri Two Educational officers from South Arcot attended the meeting at Dharmapuri, held under the chairmanship of the Director of Elementary Education Madras. The Chief Educational officers and principals of the DIETS of the Districts concerned attended the meeting. The meeting discussed the preparations of District Plan Document based on the participatory process by means of meetings held at Village level and block level and District level for pre-appraisal before the World Bank Authorities.
- 13.6.11.93 Cuddalore A meeting of all Assistant Educational officers and Deputy Inspector of schools of South Arcot was convened by the Chief Educational officer at Cuddalore. The meeting discussed about the school mapping.
14. 9.11.93 Dharamapuri  
and 10.11.93  
schools One Assistant Educational officer(Por-tonovo) and one Deputy Inspector of (Bhuvanagiri) attended the DPEP meeting at Dharmapuri. The meeting was attended by the Chief Educational officers of Dharmapuri and Thiruvannamalai Sambuvarayar District and Assistant Educational

officers and Deputy Inspector of schools of Dharmapuri and Thiruvannamalai Sambuvarayar Districts. The Director of Elementary Education has reviewed the project preparation and gave instructions for rectifications.

15. 20.11.93 Madras

A meeting of the Project District was held at Madras under the Chairmanship of the Director of Elementary Education. Dr. Kuldip kumar of NCERT guidance. Thiru.Zackarias, Deputy Secretary to Government, Education Department. Thiru.G.Venkatasubramaniyan, Assistant Director of Elementary Education, Madras. 6

The Chief Educational Officer, AssistEducational Officers, Deputy Inspector of Schools of the Project District attended the meeting. In this meeting various points were discussed from the District Project and lines on which the Documents have to be modified were indicated Dr.Kuldipkumar of NCERT clearly defined the additions and deletions to be done in the plan document.

16. 29.11.93 to  
01.12.93 Madras

The draft plan of the District Primary Education Programme of the Project Districts were perused by the world bank team consisting of Mr.Philipchogain, Mr.K.N.Rao, Mr.J.P.Prakash, I.A.S., Deputy Secretary for Education, Government of India and Dr.Kuldip kumar of NCERT, along with Secretary for Education, Government of Tamil Nadu, State Deputy Secretary for Finance, The Director of School Education, the Director of Elementary Education, the Joint Director of Elementary Education, the Assistant Director of Elementary Education, the Director of Training and Research, the Joint Director for Non-formal Education, Officials of the Tamil Nadu Text book society, Professors of the SCERT, an Engineer from P.W.D., Chief Educational Officers of the Project Districts.

The world bank experts suggested some modifications, inclusions and deletions. The Director of Elementary Education requested the Chief Educational Officers of the Project Districts to submit the Project proposals on or before 10th of December 1993.

## **DISTRICT PRIMARY EDUCATION PROGRAMME**

### **SOUTH ARCOT DISTRICT**

#### **A N N E X U R E - I V** **SUMMARY OF THE PROJECT**

Tamil Nadu State has been selected for the implementation of the District Primary Education Programme by the Government of India. The world bank authorities are pleased to implement the DPEP in the South Arcot District, which is one of the backward districts of Tamilnadu. South Arcot is socially and economically backward.

The total outlay of Rs.3913.016 lakhs for South Arcot District Primary Education Programme is submitted to the World Bank. On perusal of the same, the administrative sanction, technical sanction etc. needs six months time after the submission of the project. So we predict that the Tamilnadu Government may get the money during the month of September or October'84 from the Government of India.

Naturally it is the rainy season of the State. So the expenditure to be incurred during the first year of the District Primary Education Programme is restricted to an extent of realisation. So that the amount we get may be fully utilised in time fruitfully.

For civil works we need only Rs.137 lakhs out of 937 lakhs which is of 24% of the total programme, to construct class room buildings and toilets during the first year of the programme.

Similarly for Training Components we need only Rs.27.38 lakhs for the first year out of 198.8 lakhs, which is of 5.3% of the total project to conduct trainings to teachers, Key Resource persons etc. during the first year of the scheme.

In the same way for quality improvement we are providing Rs.2576.428 lakhs, which is 70.67% of the programme. Out of this we require Rs.380.867 lakhs during the first year of the project.

The first year expenditure is summarised along with the total cost of the District Primary Education Programme is shown below component wise.

**COMPONENT WISE EXPENDITURE OF THE PROJECT**

(Rs. in lakhs)					
Sl. No.	Details	Quantity First Year	Total Plan of DPEP	First Year	Total Cost
		No. of Schools	No. of Schools		
1.	Three class room @ Rs.3.0 lakhs)	14	106	42.000	318.000
2.	Two Class room @ Rs.2.0 lakhs	42	320	84.000	640.000
3.	Toilets for girls @ Rs.10,000/-	110	430	11.000	43.000
4.	Drinking Water supply @ Rs.10,000/-	220	2688	22.000	268.800
5.	Provision of electricity facility @ Rs.,5000/-	450	-	22.500	115.700
6.	Appointment of awachers @ Rs.2,400/-	240	1200	69.100	1036.500

7.	Organising Mother Teacher Council @ Rs.1,000/-	538	2738	5.380	27.380
8.	Awariness Campaign @ Rs.750/-	850 (Campaign)	1800	6.375	13.500
9.	Non-formal centres @ Rs.300/- P.M/centres	185 (Centres)	1370 (Centres)	6.660	139.104
10.	Special coaching centre @ Rs.300/- PM	82 (Centres)	-	2.952	14.760
11.	Miscellaneous Expenditure	-	-	1.200	6.000
12.	Tasks force @ Rs.6,000/- PM	3 (Persons)	-	2.16	10.8
13.	Block Level Supervision @ Rs.2,800/- PM	30 (Supervisors)	-	11.520	57.600
14.	Strengthening of Block level Officers @ Rs.10.05 lakhs	12 (Officers)	3 (Officers)	12.060	36.180
15.	Tables @ Rs.1,250/- each.	1000 (Schools)	7633 (Schools)	12.500	95.383
16.	Chairs @ Rs.325/- each	1000 (Schools)	7872 (Schools)	3.250	25.585
17.	Block Boards @ Rs.325/- each	1000	7362	3.250	23.928
18.	Cup Boards @ Rs.3,000/- each	222	2738	6.660	82.140

19.	Water drum with 5 Thumblers (all ever silver) @ Rs.600/- set	222 set	2738 set	1.3332	16.428
20.	Map stand @ Rs.700/- each	444	5476	3.108	38.332
21.	School Complex @ Rs.1,000+1,500) Two per range	72	-	1.800	9.000
22.	Teaching & Learning Articles & Play materials @ Rs.8,000/- per School	222	2738	17.760	219.040
23.	Training Programme	-	-	27.238	198.893
24.a.	Medical check up	680000 (Students)	3500000 (Students)	81.600	420.000
24.b.	Provision for disabled children	580 (Students)	2900 (Students)	1.160	5.800
Total				458.608	3877.153

**DISTRICT PRIMARY EDUCATION PROGRAMME**  
**SOUTH ARCOT DISTRICT**  
**A N N E X U R E - V I I**  
**LIST OF PLACES WHERE SPECIAL COACHING CENTRES FOR**  
**SC/ST TO BE STARTED**

**CUDDALORE EDUCATIONAL DISTRICT**

1. Kurinjipadi West
2. Thiruthuraiyur
3. Kullanchavadi
4. Kattumannarkoil
5. Melpattambakkam
6. Alampadi
7. Palayamkottai
8. T.Neduncheri
9. Semakottai
10. Mela Vanniyur (Komaratchi)
11. Meedikudi (Portono)
12. Gopalapuram (Portonovo)
13. Kadabuliyur
14. Gengaikondan (Neyveli)
15. Adivarahanatham (Bhuvanagiri)
16. Uluthur (Bhuvanagiri)
17. Komaratchi
18. Themmur
19. Kumaramangalam Colony
20. Mel Kavarapattu (Annagramam)

**VIRUDHACHALAM EDUCATIONAL DISTRICT**

1. Thittagudi
2. Pennadam

3. Mangalore
4. Mangalampettai
5. Thiyagadurugam
6. Avirankudi
7. Seplanatham
8. Kallakurichi
9. Chinnasalem
10. Sankarapuram
11. Vadakkanandal
12. Semandarkudi
13. Deva Pandalam
14. Nainarpalayam
15. Sepakkam
16. Dharmanallur
17. Komugi Dam
18. M.Podaiyur
19. Theevalore
20. Hmai Hgaram
21. Eduthavainatham
22. Kariyalur
23. Mudakkuthurai

**VILLUPURAM EDUCATIONAL DISTRICT**

1. Mambazhapattu
2. Valavanur
3. Sirumadurai
4. Manakkuppam
5. Thirunavallor
6. Thirukoilur
7. Thiruvonnainallur
8. Kandachipuram
9. Kappoor



10. Kandamangalam
11. Siruvanthadi
12. Vikravandi
13. Koliyanur
14. Mugaiyur
15. Kanai
16. Irundai (Tirunavalur)
17. Saravanapakkam Colony (T.V.Nallur)
18. Veerapandu (Mugaiyur)

**TINDIVANAM EDUCATIONAL DISTRICT**

1. Sorathur (Vallam)
2. Kadambur (Vallam)
3. Marakanam
4. Vellimedupet
5. Kiliyanur
6. Gingee
7. Avalurpet
8. Ananthapuram
9. Singanur (Merkanam)
10. Kavarai
11. Pulichapallam
12. Kondamur
13. Vanur
14. Melmalaiyanur
15. Sithamur (Merkanam)
16. Kalleri
17. Kondhamoor (Tindivanam)
18. Kallapuliyur
19. Ilodu
20. Sathiyamangalam
21. Keel Edaiyalam (Merkanam)

**DISTRICT PRIMARY EDUCATION PROGRAMME**  
**SOUTH ARCOT DISTRICT**  
**ANNEXURE - VIII**  
**LIST OF SCHOOLLESS HABITATIONS IN SOUTH ARCOT**

S.No (1)	Name of the Habitation (2)	Population (3)	School age children (4)	Name of the Range (5)	Educational District (6)
1	Iyankuppam	313	18	Kammapuram	Vridhachalam
2	Nandukuzhi	304	17	"	"
3	Putheri	750	55	Nallur	"
4	Tho.Kudikadu	875	60	Nallur	"
5	Amman Nagar	580	90	Kallakuriohi	"
6	Kumarai	350	40	Mangalur	"
7	Vilanthangal	860	110	Kallakuriohi	"
8	Kariyappa Nagar	490	65	"	"
9	Puthur	650	75	"	"
10	Palrampattu (Colony)	740	92	"	"
11	Attupannai Road	1500	105	Chinnasalem	"
12	Kadathurkattu Kottagai	1000	90	"	"
13	Puthur	750	75	"	"
14	Patharampallam	800	80	"	"
15	Poruvarur	310	37	Sangarapuram	"
16	Kattuvannanzoor Nari Kuravar Colony	400	45	"	"
17	Manakkadu	370	42	"	"
18	Haidra pakkam	450	75	Thirukoilur	Villupuram
19	Thotti	250	32	"	"
20	Vadukuppam	569	42	Kandamangalam	"

21	Chinnakuppam	451	40	"	"
22	Managalapuram	323	48	Kannai	"
23	Vayalamoor	307	42	"	"
24	Vinayagapuram	318	46	"	"
25	Thuravithangal	372	51	"	"
26	Pudur	352	50	"	"
27	Siruvaimedu	369	48	"	"
28	Samapsiva Reddipallayam	370	85	Vikravandi	"
29	Erichanampalayam	850	90	"	"
30	Kappiyampuliyur (Colony)	2511	62	Vikravandi	Villupuram
31	Mangkuppam	327	41	"	"
32	ThiruNanthipuram	356	41	"	"
33	Krishnapuram	480	30	Thirunavalur	"
34	Sithur	530	35	"	"
35	Nachikuppam	732	29	"	"
36	Thottai	747	30	"	"
37	Iyampalayam	345	25	"	"
38	Kuchipalayam	465	29	"	"
39	Kakakuppam Indira Nagar	1017	110	Koliyanur	"
40	Thottimedu	1155	135	Thiruvennainallur	"
41	Anna Nagar	355	45	"	"
42	Chinna Edayar	925	109	"	"
43	Mandagamedu	390	51	"	"
44	Sarayamedu	395	52	"	"
45	Sorathuram palayam	859	105	"	"

46	Mettukuppam	754	90	"	"
47	Kuchipalayam	949	114	"	"
48	Kothanur	402	48	"	"
49	Kovilapuram	1098	126	"	"
50	Keezhthaniyalampattu	630	73	"	"
51	Palliarpalayam	1087	132	"	"
52	Palliyanthangal	300	45	Ulundurpettai	"
53	Puthananthal	300	30	"	"
54	Kalsirungagalur	1000	100	"	"
55	Kettiyanthal	300	30	"	"
56	Paramesvari Mangalam	300	30	"	"
57	Thuthanurthangalam	300	30	"	"
58	Vadugapalayam	300	40	"	"
59	Vankappadi	300	30	"	"
60	Regunathapuram	300	30	"	"
61	Ramanathapuram	300	30	"	"
62	A. Mazhavarayanur	300	30	"	"
63	Vadatharam	341	27	Vallam	Tindivanam
64	Pazhaya sorathur	312	25	"	"
65	Ariyankuppam	300	31	Mailam	"
66	Azhakiiyanallur	300	24	"	"
67	Eralikuppam	300	20	"	"
68	Mempattu	335	48	Melmalayanur	"
69	Athipattu Colony	535	64	"	"
70	Nandipuram	315	49	"	"

71	Panichamedukuppam	520	80	Markanam	"
72	Arkampoondi	350	55	Melmalayanur	"
73	Nallampakkam	540	75	Merkanam	"
74	Vinayagapuram Kiramam	1047	103	Gingee	"
75	Devanthangal Kiramam	750	120	"	"
76	Vellai Kirammam	375	75	"	"
77	Thirvennainallur	410	42	Kurinjipadi	Cuddalore
78	Vettiyan colony	600	65	"	Cuddalore
79	Arasakkuppam	550	58	"	"
80	Pillayar palayam	456	46	"	"
81	Reddiyar pettai	352	39	"	"
82	Anayam pettai	365	38	"	"
83	Vadaku kodakudi	300	70	Kumaratchi	"
84	Rettai kulam	400	40	Bhuvanagiri	"
85	Siyappadi	400	40	"	"
86	Senninatham	600	60	"	"
87	Sanakkadu	400	40	"	"
88	Subhaiya Nagar	375	38	"	"
89	Padarimedu (P.Kolakudi)	450	45	"	"
90	Muthukrishnapuram	500	50	"	"
91	Ammankuppam	450	45	"	"
92	Adivaraganatham	1000	100	"	"
93	Suthukuzhi	400	40	"	"

94	Mettukuppam	500	50	Bhuvanagiri	Cuddalore
95	Keezhnathamur	595	55	Kattumannarkoil	"
96	Kuppupillai Savadi	600	55	"	"
97	Pallaya kandan	556	45	"	"
98	Thandarasangkuppam	561	45	"	"
99	Kottamedu	902	56	"	"
100	Periyar Nagar	827	55	"	"
101	Vellampoondi	583	55	"	"
102	Keelpuliankudi	574	55	"	"
103	Kuchipalayam	625	55	"	"
104	Arulmozhi Devan	946	50	"	"
105	Thiruvasaladi	300	39	Parrangipaettai	"
106	Vadaku Chavadi	300	29	"	"
107	Natarajapuram	350	34	"	"
108	Seethakuppam	500	45	Cuddalore	"
109	Sethu Kattupalayam	150	25	"	"
110	Pallipattu	1200	110	Cuddalore	Cuddalore
111	Manthipalayam	967	119	Annagramam	"
112	Nedukattupalayam	1345	125	Panruti	"
113	Kuyavenmedu	510	61	"	"
114	Anguchettipalayam (Colony)	975	235	"	"
115	Ponnankuppam	495	81	"	"
116	Ampuzhukai	300	100	Vanur	Tindivanam
117	Sirunavoor	300	90	"	"
118	Seethanapattu	300	70	"	"

**DISTRICT PRIMARY EDUCATION PROGRAMME**

**SOUTH ARCOT DISTRICT**

**ANNEXURE -IX**

**TRAINING PROGRAMME BY CATEGORY**

Category

Programme

1) Primary Schools

Teachers

- 1) In-Service Training on multi-grade & Multiple training
- 2) In-Service Training on minimum level of learning
- 3) In-Service Training on Operation Black Board Scheme
- 4) In-Service Training on handling of Disabled children.

Headmasters

- 1) In-Service Training on school administration and teacher supervision.

2) Community members

- 1) Training for Mahalir mandram on UPE
- 2) Training for village improvement Committee on UPE

3) Block level staff

- 1) Training for the achievement of UPE for AEO's, DIS, ADIs
- 2) Training to co-ordinate with Primary school for ICDS Supervisors.

4) District level Staff

Training for Key Resource persons

**DISTRICT PRIMARY EDUCATION PROGRAMME**

**SOUTH ARCOT DISTRICT**

**ANNEXURE-IX**

**SUMMARY TRAINING PLAN**

**CATEGORIES OF STAFF TO BE TRAINED**

Category	Number			
	<u>Total</u>	<u>Annually</u>		
<u>Primary Schoools</u>				
Serving Teachers	.. 12816	.. 6408 (in batches)		
New Teachers	.. 1200	.. 240		
Serving Headmasters	.. 2738	.. 2738 (in batches)		
New Headmasters	.. --	.. --		
<u>Community Members</u>				
Village Improvement Committee members	.. 1500	.. 500 (in batches)		
Mahalir Manram Members	.. 1500	.. 750 (in batches)		
<u>Block Level Staff</u>				
Assistant Educational Officer	.. 36	.. 36		
Deputy Inspector of Schools	.. 39	.. 39		
Additional Deputy Inspector of schools	.. 7	.. 7		
ICDS-Supervisors	.. 523	.. 174		
<u>District Level Staff</u>				
Key Resource persons	.. 432	.. 216 (in batches)		



**DISTRICT PRIMARY EDUCATION PROGRAMME**

**SOUTH ARCOT DISTRICT  
ANNEXURE - X  
TRAINING CALENDER**

1994 - 1995

Category / Programm	Responsible Institution	First Quarter	Second Quarter	Third Quarter	Fourth Quarter
1. Key Resource Persons (432) PG/B.T.Asst. Training	D.I.E.T. Vadalur	--	October '94 3 batches consisting of 40 trainers in each 6 days per batch	November '94 4 batches consisting of 44 trainees 6 days per batch	February '95 3 batches consisting of 40 trainees days per batch
2. Supervisory Staff (112) AEOs & DIs of the District	D.I.E.T. Vadalur	--	December '94 2 batches consisting of 21 AEOs & 22 DIs for 5 days.	January '94 One batch consisting of 21 AEOs & 22 DIs for 5 days	--
3. Primary School Secondary Grade Asst. (12816) Operation Black Board Training	Resource Centres (Lead and Sub-lead Schools) Centres of the Ranges 36x2=72 centres	--	November '94 45+45 per batch in the lead & sub-lead centres - 2 batches training for 3 days Total (45+45+45+45) 180 x 36 = 6480 Teachers	--	January '94 40+40 per batch in the lead & sub-lead schools centres. 2 Batches training for 3 days Total (40+40+40+40) 160x36 = 5760
4. Non-Governmental organisations office bearers Training ICDS Organisers (523)	Resource Centres (lead school of the ranges)	--	--	--	March '95 One batch consisting of 35 ICDS organisers. 3 days training in 2 ranges of the South Arcot District.
5. Village Improvement Committee Office bearers Trainings.	Resource Centres (Lead & sub-lead schools) of the ranges	--	--	--	Training in 11 ranges in the (lead school centres) 10 batches each 45 office bearers and 1 batch 50 office bearers Total 500. One day training in the batch in the batch of March '95.

**DISTRICT PRIMARY EDUCATION PROGRAMME**

**SOUTH ARCOT DISTRICT**

**ANNEXURE-XI**

**TRAINING PROGRAMME DESIGNS - ABSTRACT**

1. Training of key resource persons - 216 x 2 batches = 432  
Vide Design - 1)
2. Supervisory staff (Assistant Educational Officers & Deputy Inspector of Schools)  
Serving .. 82  
New appointed .. 30 112  
(Vide Design - 2)
3. Secondary Grade Teachers  
Serving teachers : 12816  
Newly appointed @ 240 for 5 years : 1200  
-----  
14016  
-----
  - a. Multi grade & Multiple teaching - 4 day - 2nd year of DPEP  
(Vide design - 3)
  - b. OBB training - 3 days in the 1st year of DPEP  
(Vide design - 4)
  - c. MLL Training - 10 days - 3rd & 4th year of DPEP @ 50% per year  
(Vide design - 5)
  - d. Primary school Headmaster 2738 - 2 days training in 5th year of DPEP for management & monitoring  
(Vide design - 6)
4. ICDS - supervisor - 523 (174, 174 & 175) during the 1st three years  
3 days training (Vide design - 7))
5. Mahalir Mandram - office bearer 3000. (750+750)  
One day in 2nd & 4th year of DPEP  
(Vide design - 8)
6. VIC - office bearer 1500. One day training @ 500 person during the 1st three year of DPEP  
(Vide design - 9)
7. Training for integrated Education of disabled children.

**DISTRICT PRIMARY EDUCATION PROGRAMME**

**SOUTH ARCOT DISTRICT**

**PROJECT PREPARATION ATTACHMENT**

**TRAINING PROGRAMME DESIGN - 1**

**PROGRAMME :**

Key Resource persons.

B.T.Assistants & P.G.Assistants working in High and Higher Secondary Schools will be selected for the key resource persons training. They will act as Key Resource Persons from all the other trainings.

**TASKS :**

To impart in-service training, including Multiple teaching Multi grade teaching, Operation Black Board Training, Management and Administrative Training for Primary School Headmasters.

2. To impart training to Magalir Mandram office bearers, village improvement committee office bearers, MTC - Office bearers (mother teacher council).

Instructors of the Non-formal centres and Instructors of the special coaching centre.

**OBJECTIVES:**

The trained teacher will be able to improve the level of learning achievements, train older students to assist younger students.

**CONTENT:**

Methods of identifying levels of student learning.

**DURATION:**

6 days.

**NO. OF TRAINEES:**

216 X 2 = 432.

**ACTIVITIES:**

1. Group discussions
2. Practise in school setting with observation
3. Hearing lectures
4. Demonstration.

**TRAINERS:**

From D.I.E.T, Universities and SCERT

**INSTITUTION:**

DIET

**BUDGET:**

**HONORORIUM:**

1.	Trainees	-	216x50x6	:	Rs.64,800-00
2.	Trainers	-	16x100x6	:	Rs.9,600-00

**MATERIALS:**

Trainees stationary @ Rs.20x 216	:	Rs.	4,320-00
Trainers stationary @ Rs.30x 16	:	Rs.	480-00

**TRAVELLING ALLOWANCE:**

Flat rate of TA & OA Rs. 250/- : Rs. 58,000-00

Total for 216 key resource persons : Rs. 1,37,200-00

Another 216 key resource : Rs. 1,37,200-00

Grand Total : Rs. 2,74,400-00

Grand Total : Rs. 2,74,400-00

**DISTRICT PRIMARY EDUCATION PROGRAMME  
SOUTH ARCOT DISTRICT  
TRAINING PROGRAMME DESIGN-2**

- PROGRAMME :** SUPERVISORY STAFF (2)  
Assistant Educational Officers and Deputy Inspectors.
- TASKS :** For effective supervision and Managements.
- OBJECTIVES :** To provide effective administration and to strengthen inspection of schools.
- CONTENT :**
1. Methods of identifying the levels of teaching.
  2. Maintenance of Registers and forms
  3. To improve the efficiency of teachers and Non-teaching staffs.
- DURATION :**
- 10 days - in the first year of the programme  
(5) days in the 3rd year of DPEP)  
Maintenance of Registers and Administrative trainings.
- No.of Trainees :**
- |                                     |    |
|-------------------------------------|----|
| Serving Asst.Educational Officers & |    |
| Deputy Inspector of Schools,        | 82 |
| Newly appointed                     | 30 |
- ACTIVITIES :**
1. Group discussion
  2. Lectures
  3. Demonstration
- TRAINERS :**
- Administrative Training Institute of SCERT.

## DESIGN NO. 2

### INSTITUTION :

DIET, Vadalur.

### BUDGET :

#### HONORORIUM

Trainees	:	112 x 50 x 10	=	5,60,000.00
Trainers	:	5 x 100 x 10	=	5,000.00

#### MATERIALS

Trainees @ Rs. 20 x 112	=	2,240.00
Trainers @ Rs. 30 x 5	=	150.00

### TRAVELLING ALLOWANCES :

Flate rate of TA & DA Rs.150/- per head 117 x 150	=	17,250.00
Five year expenditure Total	Rs.	80,640.00
3rd year expenditure Total	Rs.	50,140.00
		-----
Grand Total	Rs.	1,30,780.00
		-----

**DISTRICT PRIMARY EDUCATION PROGRAMME**  
**SOUTH ARCOT DISTRICT**  
**PROJECT PREPARATION ATTACHMENT**  
**TRAINING PROGRAMME - DESIGN (3)**

**PROGRAMME :**

Inservice training on Multi grade and Multiple Teaching for Secondary Grade Teachers.

**TASKS :**

Using multigrade and Multiple teaching methods.

**OBJECTIVES :**

The trained teacher will be able to group students by level of learning achievement.

Train older students to assist younger ones.

Use a variety of Group learning activities.

**CONTENTS :**

Methods of identifying levels of student learning.

Methods of Group based learning.

**MATERIALS :**

1. Video tape of effective multi-grade teaching multiple teaching.
2. Papers on multi grade teaching and multiple teaching.
3. Teachers Hand Book (to be developed)

**DURATION :**

4 days in the 2nd year of the Programme.

2 days for multiple teaching and

2 days for multigrade teaching.

**NUMBER OF TRAINEES :**

- |                     |   |                |
|---------------------|---|----------------|
| 1. Serving Teachers | = | 12816          |
| 2. Newly appointed  | = | 240 (per year) |



### DESIGN NO.3

**ACTIVITIES :**

1. Watch Video tape.
2. Group discussions.
3. Practice in school setting with observation.
4. Hearing lectures
5. Demonstrations.

**TRAINERS :**

Key Resource persons

DIETS

**INSTITUTIONS :**

Resource centres

(Local & Sub head centres in the Ranges)

**NO.OF TRAINING CENTRES :**

72 (in the whole District)

**PLACE OF DELIVERY :**

School Complex.

**BUDGET :**

**HONORARIUM**

Honorarium for trainees Rs.50 x 13056 x 4 days	26,11,200/
Honorarium for trainers Rs.100 x 216 x 4	86,400/-
Materials for trainers Rs. 20 x 13056 (Teachers)	2,61,120/-
Materials for trainees Rs30 x 216 (Teachers)	6,480/-
	-----
Total Rs.	29,65,200/-
	-----

**TRAVELLING ALLOWANCE :**

Trainers & Trainees - Nil

**DISTRICT PRIMARY EDUCATION PROGRAMME**  
**SOUTH ARCOT DISTRICT**  
**TRAINING PROGRAMME - DESIGN 4**

**PROGRAMME :**

Operation Block Board Training for Primary School Teachers (4)

**TASKS :**

To provide training to handle the Operation Black Board equipments for effective teaching.

**OBJECTIVES :**

To improve the quality of teaching and learning.

**CONTENTS :**

1. Identification of aids.
2. Usage of the aids and materials.
3. Purpose of the OBB aids.
4. Identification of situations to use OBB aids.

**DURATION :**

3 days training in the First year and 3 days in the 5th year of DPEP.

**NO.OF TRAINEES :**

Serving teachers 12816 plus

New appointed of teachers @ 240 per year (12816 & 14016)

**ACTIVITIES :**

1. Group discussion
2. Identification of aids.
3. Demonstration
4. Identification of usage of OBB aids.

**TRAINERS :**

216 Key Resource persons

**INSTITUTION**

Lead and sub-lead centres of the Range.

**DESIGN NO.4**

**BUDGET :**

**First Year Expenditure :**

Honorarium for trainees 12816 x 50 x 3	:	19,22,400.00
Honorarium for trainers 216 x 100 x 3	:	64,800.00

**MATERIAL COST**

Trainers 216 x 30	:	6,480.00
Trainees 12816 x 20	:	2,56,320.00

**TRAVELLING ALLOWANCE :**

Trainers & Trainees	:	Nil
---------------------	---	-----

First year expenditure total 22,50,000.00

**5th Year Expenditure**

Honorarium for trainees 14016 x 50 x 3	:	21,02,400.00
Honorarium for trainers 216 x 100 x 3	:	64,800.00

**MATERIALS COST :**

Trainees 14016 x 20	:	2,80,320.00
Trainers 210 x 30	:	6,480.00

**TRAVELLING ALLOWANCES :**

Trainers & Trainees	:	Nil
---------------------	---	-----

Total 24,54,000.00

Grand total 47,04,000.00

**DISTRICT PRIMARY EDUCATION PROGRAMME  
SOUTH ARCOT DISTRICT  
TRAINING PROGRAMME DESIGN - (5)**

**PROGRAMME :**

Minimum level of learning training to Primary School Teachers.

**TASKS :**

To achieve minimum level of learnings in each standard and in each subjects.

**OBJECTIVES :**

To ascertain minimum skills in each standards and subjects.

**CONTENTS :**

Identification of skills be learnt standard wise and for each subjects.

**DURATION :**

10 days. (during the 4th and 5th year of the DPEP).

**NO.OF TRAINEES :**

7008 teachers during 4th year.

7008 teachers during 5th year.

**ACTIVITIES :**

1. Hearing of lectures.
2. Model teachings.
3. Practice in school setting observation.
4. Demonstration of learning out comes.

**TRAINERS :**

Key resource persons.

(DESIGN NO.5)

**INSTITUTE :**

Lead and sub lead centres of the range.

**BUDGET :**

Honorarium for trainees	:	
7008 x Rs.50 x 10 days	:	Rs.35,04,000.00
Trainers 216 x Rs.100 x 10 days	:	2,16,000.00

**MATERIAL COST :**

Trainers 216 x 30	:	Rs.	6,480.00
Trainees 7008 x 20	:	Rs.	1,40,160.00

**TRAVELLING ALLOWANCES :**

-Nil-

Total for 4th year	38,66,640.00
5th year	38,66,640.00
Grand total	77,33,280.00

**DISTRICT PRIMARY EDUCATION PROGRAMME**  
**SOUTH ARCOT DISTRICT**  
**TRAINING PROGRAMME DESIGN - (6)**

**PROGRAMME :**

Management and Monitoring training.

Primary school Headmasters are to be trained.

**TASKS :**

1. To provide effective maintenance of records and Registers of the Primary schools and to have effective supervision over his subordinates.
2. To impart qualitative and quantitative improvements of schools.

**OBJECTIVES :**

Effective management will inturn improve the standards of teachers and taught.

**CONTENTS :**

Methods of supervision and identification of level of teachings of the teachers.

**DURATION :**

2 days in the 5th year of DPEP.

**NO.OF TRAINEES :**

2738 Primary school Headmastes.

**ACTIVITIES :**

1. Hearing of lectures.
2. Demonstration
3. Visiting of schools.
4. Discussion.

(DESIGN NO.6)

**TRAINERS :**

Key resource persons of the ranges.

**INSTITUTES :**

Lead and sub lead centres of the range.

**BUDGET :**

Honorarium	:	2738 x Rs.75 x 2	Rs.	4,10,700.00
for Trainees				
Trainers	:	4 x Rs.100 x 2	Rs.	800.00

**MATERIAL COSTS :**

Trainees	:	2738 x Rs.20	Rs.	54,760.00
Trainers	:	4 x Rs.30	Rs.	120.00
Travelling Allowances	:			- Nil-

-----  
Total Rs. 4,66,380.00  
-----

**DISTRICT PRIMARY EDUCATION PROGRAMME  
SOUTH ARCOT DISTRICT  
TRAINING PROGRAMME DESIGN - 7**

**PROGRAMME :**

ICDS - Supervisors (523)

**TASKS :**

1. To impart training to teach 3 to 5 age group children by play way methods.
2. To make children to feel that school going habit in a joyful and to culminate the fear for school.

**OBJECTIVES :**

ICDS - Supervisors will be able to help the Primary School to enhance the enrolment and to quality improvement.

**CONTENTS :**

Awareness among children for 8 school going habits.

**MATERIALS :**

Play materials, charts, Models etc.

**DURATION :**

3 days during the First three years in phased manner.

**NO.OF TRAINEES :**

174 : 174 : 175 (523)

**ACTIVITIES :**

1. Group Discussion.
2. Hearing of lectures.
3. Demonstration.

**TRAINERS :**

4 Key resource persons.



(DESIGN NO.7)

**INSTITUTION :**

Lead and sub lead centres of the range.

**BUDGET :**

Honorarium for Trainees 174 x 3 x Rs.50	:	26,100.00
Material cost	:	174 x Rs.100
17,400.00		
		-----
Total 1st year Rs.		43,500.00
2nd year		43,500.00
3rd year		43,500.00
		-----
		1,30,750.00
Honorarium for Trainers	:	
Rs.100 x 3 x 4 Rs.1200 x 3 years	:	3,600.00
Material Cost Rs.100 x 4 x 3 years	:	1,200.00
		-----
Total Rs		1,35,550.00
		-----

**DISTRICT PRIMARY EDUCATION PROGRAMME**  
**SOUTH ARCOT DISTRICT**  
**TRAINING PROGRAMME DESIGN NO.8**  
**PROJECT PREPARATION ATTACHMENT**

**PROGRAMME :**

Training Programme for the Office beares of Mahalir Mandram of the villages (Women).

**TASKS :**

Strengthening of Women Education in villages.

**OBJECTIVES :**

Trained office beares will be able to ;

Help the Primary school teachers and Headmasters for the cent percent enrolment, revention and completion of girls.

Provide facilities for Primary schools.

Create awareness among the village women folk.

**CONTENTS :**

Awareness among women folk.

Importance of UPE.

**MATERIALS :**

Papers on UPE.

Video Tapes on Awareness lectures on importance of women Education.

Audio Tapes on folk songs.

**DURATION :**

One day during II & IV years of the Programme.

**NO.OF TRAINEES :**

1500 persons from 750 mandrams per year.

**(DESIGN NO.8)**

**ACTIVITIES :**

Read papers on UPE.  
Group discussion.

**TRAINERS :**

2 Block level Officers  
4 key resource persons.

**INSTITUTION :**

Range resource centre.

**PLACE OF DELIVERY :**

Village.

**BUDGET :**

Remuneration for 1500 trainees x Rs.50	75,000.00
Materials for 1500 trainees x Rs.25	37,500.00
	-----
For one year	1,12,500.00
Honorarium for 6 trainers x Rs.100	600.00
Materials for 6 Trainers x Rs.100	600.00
	-----
Total for one year	1,13,700.00
Total for two year	2,27,400.00
	-----

**DISTRICT PRIMARY EDUCATION PRIMARY  
SOUTH ARCOT DISTRICT  
PROJECT PREPARATION ATTACHMENT  
TRAINING PROGRAMME DESIGN NO.9**

**PROGRAMME :**

Training Programme for the Office bearers of the Village Improvement Committees.

**TASKS :**

Overall development and administration of Primary Schools in villages.

**OBJECTIVES :**

The trained office bearers will be able to help the primary school headmasters and Teachers for enrolment of Children, retention and completion helpful for quality improvement and facilities required.

**CONTENTS :**

Importance of achievement of UPE is explained.

**MATERIALS :**

Papers on goals of UPE and its achievements.  
Lectures.

**DURATION :**

One day during first three years.

**NO.OF TRAINEES :**

500 persons in each year.

**ACTIVITIES :**

Read background paper.  
Group discussions.

(DESIGN NO.9)

**TRAINERS :**

Range (Block) level officers - 2  
Key resource persons - 4

**INSTITUTION :**

Range Resource Centre.

**PLACE OF DELIVERY :**

Native Village.

**BUDGET :**

Materials for 500 trainees x Rs. 25 : 12,500.00

Remuneration for 500 trainees x Rs.25 : 12,500.00

Per year for 500 person Total Rs. 25,000.00

Expenditure for 3 year for 1500 persons 75,000.00

Honorarium for 6 Trainers x Rs.100 x 3 1,800.00

Cost of Materials. for 6 Trainers x Rs.50 300.00

Total Rs. 77,100.00

**DISTRICT PRIMARY EDUCATION PROGRAMME**  
**SOUTH ARCOT DISTRICT**  
**PROJECT PREPARATION ATTACHMENT**  
**TRAINING PROGRAMME - DESIGN - 10**

**PROGRAMME :**

In-Service Training of Secondary Grade Teachers for integrated teachings of disabled children of Primary Schools.

**TASKS :**

Integrated teaching of disabled children.

**OBJECTIVES :**

The trained teacher will be able to handle the disabled, namely Handicapped, deaf and eye defects children of Primary Schools.

Train the disabled children to cope up with other children.

Use a variety of group learning activities.

**CONTENTS :**

1. Methods of group learning.
2. Methods to handle the disabled children.
3. Identification of children who are having some eye defects but without spectacles.

**MATERIALS :**

1. Training for the use of callipers, spectacles and hearing aids.
2. Training for the proper way of using those aids.
3. Training to teach disabled among other able pupils.

**DURATION :**

4 days during the fifth year of the programme. Out of this 4 days training, 2 days training to handle the physically handicapped children, one day training to handle the deaf children and the other day to handle children with slight eye defect.

**NUMBER OF TRAINEES :**

1. Serving Secondary Grade Teachers	:	12816
2. To be appointed Sec. Grade Teachers (during the 5 years)	:	1200
		-----
Total		14016
		-----

**Activities :**

1. Callipers (2) Hearing Aids (3) Spectacles for long and short sights.
2. Demonstration for using the above at random situations.
3. Practice in school getting with observation
4. Hearing of lectures.
5. Watch video tapes.

**Trainers :**

Key resource persons - Trained in DIET (432)

**Institution :**

Resource Centres (Lead of sub lead centres) of the ranges

**No.of Training Centres :**

72 in the whole District.

**Place of Delivery :**

School Complex.

### Budget

#### Honorarium :

(1)	Trainees	:	14016 x 50 x 4	Rs.	28,03,200.00
(2)	Trainers	:	216 x 100 x 4	Rs.	86,400.00

#### Materials :

(1)	Trainees	:	20 x 14016	Rs.	2,80,320.00
(2)	Trainers	:	216 x 30	Rs.	6,480.00

Total Rs. 31,76,400.00

Travelling allowance - Nil.



**DISTRICT PRIMARY EDUCATION PROGRAMME**  
**SOUTH ARCOT DISTRICT**

**COST ABSTRACT OF TRAINING DESIGNS**

Design No.	Details	Cost in lakhs.
1.	Key Resource persons training 432	Rs. 2.744
2.	Supervisory staff training 432	Rs. 1.308
3.	Multigrade & Multiple teaching	Rs.29.652
4.	OBB Training	Rs.47.040
5.	MLL Training	Rs.77.320
6.	Primary School Headmaster Training	Rs. 4.664
7.	ICDS - Supervisors training	Rs. 1.336
8.	Mahalir Mandram office bearers training	Rs. 2.274
9.	VIC Office bearers training	Rs. 0.771
10.	Training to handle the disabled	Rs.31.764
<b>Total</b>		<b>Rs.198.893</b>

**DISTRICT PRIMARY EDUCATION PROGRAMME - SOUTH ARCOT DISTRICT**  
**ANNEXURE - II First Year - Component wise - Equipments and**

**Facilities to be provided**

Sl. No.	Name of the range	Drinking Water (Schools)	Teaching Learning Material (Schools)	Toilet (Schools)	Electricity (Schools)	Table Nos.	Chairs Nos.	Black Boards Nos.	Cup-Boards Nos.	Water drum with 5 tumblers Nos.	Map Stand 2 per school Nos.
1.	Cuddalore	5	6	3	12	28	28	27	7	6	12
2.	Annagiramam	6	7	3	12	28	28	27	7	6	12
3.	Panruti	5	7	3	12	28	28	27	7	6	12
4.	Kurinipadi	7	7	3	13	28	28	27	7	6	12
5.	Portonovo	8	7	3	13	28	28	27	7	6	12
6.	Bhuvanagiri	6	7	3	13	28	28	27	7	6	12
7.	Keerapalayam	6	7	3	13	28	28	27	7	6	12
8.	Kumaratchi	5	6	3	13	28	28	27	6	6	12
9.	Kattumannarkoil	6	6	3	13	28	28	28	6	6	12
10.	Neyveli	6	6	3	12	28	28	28	6	6	12
11.	Kammapuram	6	6	4	13	28	28	28	6	6	12
12.	Vridbachalam	5	6	3	12	28	28	28	6	7	12
13.	Nallur	6	6	3	13	28	28	28	6	7	12
14.	Mangalur	5	6	3	12	28	28	28	6	7	12
15.	Thiagadurgam	7	6	3	13	28	28	28	6	7	12
16.	Rishivandiyam	7	6	3	12	28	28	28	6	7	12
17.	Kallakurichy	5	6	3	12	28	28	28	6	7	12
18.	Chinnasalem	6	6	3	13	28	28	28	6	6	12
19.	Sankarapuram	6	6	3	12	28	28	28	6	6	12
20.	Ulunthurpet	5	6	3	12	28	28	28	6	6	12
21.	Tirukoilur	6	6	3	13	28	28	28	6	6	12
22.	Tiruvennainallur	6	6	3	12	28	28	28	6	6	12
23.	Kanai	6	6	3	12	28	28	28	6	6	12
24.	Villupuram	4	6	3	13	28	28	28	6	6	12
25.	Kandamangalam	7	6	3	12	28	28	28	6	6	12

26.	Koilianur	6	6	3	13	28	28	28	6	6	12
27.	Vikravandi	7	6	3	12	28	28	28	6	6	12
28.	Mugaiyur	6	6	3	12	28	28	28	6	6	14
29.	Tirunavalur	6	6	3	13	27	27	28	6	6	14
30.	Olakkur	4	6	3	12	27	27	28	6	6	14
31.	Marakanam	7	6	3	13	27	27	28	6	6	14
32.	Vanur	7	6	3	13	27	27	28	6	6	14
33.	Gingee	7	6	3	13	27	27	28	6	6	14
34.	Vallam	6	6	4	12	27	27	28	6	6	12
35.	Melamalaiyanur	9	6	3	13	27	27	28	6	6	12
36.	Maiiam	8	6	3	12	27	27	28	6	6	12
		220 schools Rs.1000 per School	222 Schools Rs. 8000 per School	110 Schools Rs 5000 per Toilet	450 schools Rs 5000p er School	1000T Rs 1250 per Table	1000C Rs.325 per chair	1000 OBB Rs.325 per Board	222 C.B. Rs.3000 each	222 sets Rs.600 per set	444 MS Rs.700 per school

**DISTRICT PRIMARY EDUCATION PROGRAMME**

**SOUTH ARCOT DISTRICT**

**FIRST YEAR - PROVISIONS**

	Name of the Range (1)	Provision for Handicapped No.of Children (2)	Awareness Campaign (3)	School Complex (4)	Mother Teacher Council (5)	Strengthening of Block offices (6)	Non-formal centres to be started (7)
1.	Cuddalore	17	23	2	14	-	5
2.	Annagiramam	17	23	2	14	-	6
3.	Panruti	17	23	2	15	-	6
4.	Kurinipadi	17	23	2	15	1	6
5.	Portonovo	16	23	2	15	1	6
6.	Bhuvanagiri	16	23	2	15	1	6
7.	Keerapalayam	16	23	2	15	1	5
8.	Kumaratchi	16	23	2	15	-	5
9.	Kattumannarkoil	16	23	2	15	-	5
10.	Neyveli	16	23	2	15	-	5
11.	Kammapuram	16	23	2	15	1	5
12.	Vridhachalam	16	23	2	15	-	5
13.	Nallur	16	23	2	15	-	5
14.	Mangalur	16	23	2	15	-	5
15.	Thiagadurgam	16	24	2	15	-	5
16.	Rishivandian	16	24	2	15	-	5
17.	Kallakurichi	16	24	2	15	-	5
18.	Chinnasalem	16	24	2	15	1	5
19.	Sankarapuram	16	24	2	15	1	5
20.	Ulunthurpet	16	24	2	15	-	5

1.	2.	3.	4.	5.	6.	7.	8.
21.	Tirukoilur	16	24	2	15	1	5
22.	Tiruvonnainallur	16	24	2	15	1	5
23.	Kanai	16	24	2	15	-	5
24.	Villupuram	16	24	2	15	-	5
25.	Kandamangalam	16	24	2	15	-	5
26.	Kolliyanur	16	24	2	15	-	5
27.	Vikravandi	16	24	2	15	-	5
28.	Mugaiyur	16	24	2	15	1	5
29.	Tirunavalur	16	24	2	15	1	5
30.	Olakkur	16	24	2	15	1	5
31.	Marakanam	16	24	2	15	-	5
32.	Vanur	16	24	2	15	-	5
33.	Gingee	16	24	2	15	-	5
34.	Vallam	16	24	2	15	-	5
35.	Melmalaiyanur	16	24	2	15	-	5
36.	Mailam	16	24	2	15	-	5
		580 children Rs.200 per pupil	850 camps Rs.750 per camp	72 schools Rs.1500 per year	538 councils Rs.103 per council	12 Blocks Rs.10.5 lakhs per office	185 Centres

**DISTRICT PRIMARY EDUCATION PROGRAMME  
SOUTH ARCOT DISTRICT  
ANNEXURE XIII**

**SCHEDULE OF CIVIL WORKS**

	Project year					Total
	1	2	3	4	5	
I. No. of Buildings to be constructed.						
a) Three Class rooms	14	40	52	-	-	106
b) Two Class rooms	42	116	162	-	-	320
II. Toilet facilities to be provided	110	140	180	-	-	430
III. Drinking water facilities to be provided	220	370	550	750	798	2688
IV. Provision of Electricity facilities	450	1050	1114	-	-	2664

**DISTRICT PRIMARY EDUCATION PROGRAMME**

**SOUTH ARCOT DISTRICT  
ANNEXURE-XIV PROJECT COSTS  
STRENGTHENING OF BLOCK LEVEL OFFICES**

**TABLE I (A)**

Block level offices have to be played a vital role in the implementation of this programme. So these offices must be well equipped with the following equipments.

List of equipments with cost is furnished below:

	Rs.
1. Tables 5 Rs.1500 x 5 :	7500.00
2. Chairs 5 Rs. 300 x 5 :	1500.00
3. Steel Almirah :	5000.00
4. Record racks :	4000.00
5. Typewriter (English) :	7500.00
6. Roneo machine :	10000.00
7. Two wheeler (Bullet) 2 Rs.35000 x 2 :	70000.00

-----  
Rs. 100500.00  
-----

(36 Block level offices)

Total cost for 36 block level offices: Rs.36,18,000.00

**DISTRICT PRIMARY EDUCATION PROGRAMME  
SOUTH ARCOT DISTRICT**

**TABLE NO: 1 IMPROVING FACILITIES**

Sl. No.	Details	Year						Year war Expenditure (Rupees in Lakhs)					
		I	II	III	IV	V	Total	I	II	III	IV	V	Total
1.	Three Class Room Building @ Rs.3.0 Lakhs	14	40	52	-	-	106	42.000	120.000	156.000	-	-	318.000
2.	Two Class Room Building @ Rs.2 Lakhs	42	116	162	-	-	320	84.000	232.000	324.000	-	-	640.000
3.	Toilet @ Rs.10,000/-	110	140	180	-	-	430	11.000	14.000	18.000	-	-	43.000
							Total Rs.	137.000	366.000	498.000	-	-	1001.00



**DISTRICT PRIMARY EDUCATION PROGRAMME**

**SOUTH ARCOT DISTRICT**

**TABLE NO: 2 STRENGTHENING OF WOMEN'S EDUCATION**

Sl. No.	Details	Year						Year war Expenditure (Rupees in Lakhs)					
		I	II	III	IV	V	Total	I	II	III	IV	V	Total
1.	Appointment of Addl. Teachers @ Rs.1200/- plus allowances Total Rs.2400/- pay	240	240	240	240	240	1200	69.120	138.240	207.360	276.480	345.600	1036.800
2.	Organising Mother Teacher Council @ Rs.1000/- per council	538	550	550	550	550	2738	5.380	5.500	5.500	5.500	5.500	27.380
3.	Awariness Campaign 50 in each Block 36 x 50 = 1800 @ Rs.750/- per camp	850	950	-	-	-	1800	6.375	7.125	---	---	---	13.500
Total Rs.								80.875	150.865	212.860	281.980	351.100	1077.680

**DISTRICT PRIMARY EDUCATION PROGRAMME**

**SOUTH ARCOT DISTRICT**

**TABLE NO: 3 IMPROVING READINESS TO LEARN**

Sl. No	Details	Year						Year war Expenditure (Rupees in Lakhs)					
		I	II	III	IV	V	Total	i	II	III	IV	V	Total
1.	Medical checkup for students @ Rs.12/- per pupil (Rs.10/- for checkup at Rs.2/- for History) Chart.	680000	690000	700000	710000	720000	3500000	81.600	82.800	84.000	85.200	86.400	420.000
2.	Programme for integrated education for disabled children @ Rs.200/- per year per student.	580	580	580	580	580	2900	1.160	1.160	1.160	1.160	1.160	5.800
(Recurring Expenditure)							Total Rs.	82.760	83.960	85.160	86.360	87.560	425.800

**DISTRICT PRIMARY EDUCATION PROGRAMME**

**SOUTH ARCOT DISTRICT**

**TABLE NO: 4 INNOVATIVE PROGRAMMES**

Sl. No.	Details	Year						Year war Expenditure (Rupees in Lakhs)					
		I	II	III	IV	V	Total	I	II	III	IV	V	Total
1.	Special coaching centres for SC/ST pupils. One Instructor @ Rs.250/- as salary and Rs.50/- as contingencies per month is to be appointed in the first year and continued upto the end of the programme	82	-	-	-	-	82	2.952	2.952	2.952	2.952	2.952	14.760
2.	Non formal centres are to be started to reduce drop outs and Non-starters. One Instructor @ Rs.250/- as salary and Rs.50/- as contingencies per month is to be appointed during the first year and continued upto fifth year.	185	289	294	299	303	1370	6.660	17.064	27.648	38.412	49.320	139.104
Total Rs.								9.612	20.216	30.600	41.364	52.272	153.864

DISTRICT PRIMARY EDUCATION PROGRAMME

SOUTH ARCOT DISTRICT

TABLE NO: 5 MANAGEMENT AND MONITORING

Sl. No.	Details of Expenditure	Year wise Expenditure - Rupees in Lakhs.					Total
		I	II	III	IV	V	
1.	Miscellaneous Expenditure @ Rs.10,000/- p.m.	1.200	1.200	1.200	1.200	1.200	6.000
2.	Tasks force members 3. to be appointed @ Rs.3000/- as pay and Rs.3000 as allowances not exceeding Rs.6000/- per head	2.160	2.160	2.160	2.160	2.160	10.800
3.	Block level supervisors 30 are to be appointed in the first year of the programme and they will be allowed to continue till the end of the programme. They will be paid Rs.1400/- as pay plus other allowances not exceeding Rs.1800/- P.M. Total Rs.3200/- per head per month.	11.520	11.520	11.520	11.520	11.520	57.600
(Recurring Expenditure) Total Rs.		14.880	14.880	14.880	14.880	14.880	74.400

**DISTRICT PRIMARY EDUCATION PROGRAMME**

**SOUTH ARCOT DISTRICT**

**TABLENO: 6 EQUIPMENTS (FURNITURE) TO SCHOOLS**

Sl. No.	Details	Year war supply						Year war Expenditure (Rupees in Lakhs)					
		I	II	III	IV	V	Total	I	II	III	IV	V	Total
1.	2072 school requires Tables @ Rs.1250/- each	1000	1550	1650	1700	1733	7633	12.500	19.375	20.625	21.250	21.633	95.383
2.	2016 schools requires Chairs @ Rs.325/- each	1000	1600	1700	1750	1822	7872	3.250	5.200	5.525	5.688	5.922	25.585
3.	1977 schools requires black boards @ Rs.325/- each	1000	1500	1550	1650	1662	7362	3.250	4.875	5.038	5.363	5.402	23.928
4.	2738 school requires Map stands @ Rs.700/-each	444	740	1180	1480	1632	5476	3.108	5.180	8.260	10.360	11.424	38.332
5.	2738 schools requires 1 water drum with 5 tumblers @ Rs.600/-each	222	370	590	740	816	2738	1.332	2.220	3.540	4.440	4.896	16.428
6.	2738 schools requires cup-boards @ Rs.3000/- each	222	370	590	740	816	2738	6.660	11.100	17.700	22.200	24.480	82.140
7.	Provision of Electricity @ Rs.5000-per school	450	1050	1114	--	--	2664	22.500	52.500	55.700	--	--	130.700
8.	Drinking water facilities @ Rs.10000/- per school	220	370	550	750	798	2688	22.000	37.000	55.000	75.000	79.800	268.800
9.	Strengthening of Block level office @ Rs.100500/-per office.	12	12	12	--	--	36	12.060	12.060	12.060	--	--	36.180
10.	Strengthening of 72 resource centres Rs.64,000/-per centre	12	20	20	20	--	72	7.68	12.8	12.8	12.8	--	46.08
Total Rs.								94.340	162.310	186.248	157.101	153.557	763.556

DISTRICT PRIMARY EDUCATION PROGRAMME

SOUTH ARCOT DISTRICT

TABLE NO.7 CURRICULAM DEVELOPEMNT

Sl. No.	Details of Expenditure	YEAR					Total	Year war Expenditure-Rupees in Lakhs					Total
		I	II	III	IV	V		I	II	III	IV	V	
1.	Teaching learning materials and play materials @ Rs.8000/-per school for 2738 schools	222	370	590	740	816	2738	17.760	29.600	47.200	59.200	65.280	219.040
2.	School complex namely High and Higher Secondary schools in 36 ranges are to be formed. These schools are provided with Rs.1000/- per school as contingencies and Rs.1500/-for refreshment charges per year. This will continue till the end of the programme as recurring expenditure.	72	--	--	--	--	72	1.8	1.8	1.8	1.8	1.8	9.000
Total								19.560	31.400	49.000	61.000	67.080	228.040

**DISTRICT PRIMAY EDUCATION PROGRAMME**

**SOUTH ARCOT DISTRICT**

**TABLE NO.8 TRAINING PROGRAMME**

Sl.No.	Componant	Year					Total	Year war Expenditure (Rupees in Lakhs)					Total
		I	II	III	IV	V		I	II	III	IV	V	
1.	Key Resource Pesons (432)	432	--	--	--	--	432	2.744	--	--	--	--	2.744
2.	Supervisory Staff (112)	112	--	--	--	--	112	1.308	--	--	--	--	1.308
<b>In - service Training</b>													
3.	Multigrade and Multiple Teaching (12816)	--	12816	--	--	--	12816	--	29.652	--	--	--	29.652
4.	OBB.Training	12816	--	--	--	14016	26832	22.500	--	--	--	24.540	47.040
5.	MLLTraining	--	--	--	6408	6408	--	--	--	38.660	38.660	--	77.320
6.	Management of monitoring training for Headmasters	--	--	--	--	2738	2738	--	--	--	--	4.664	4.664
7.	To handle Disabled children	--	--	--	--	14016	14016	--	--	--	--	31.764	31.764
<b>Non-Government organisations</b>													
8.	ICDS - Organisation (523)	523	523	523	--	--	--	0.452	0.452	0.452	--	--	1.356
9.	Mahalir Mandram Office bearers (P&S) 1500	--	750	--	750	--	1500	--	1.137	--	1.137	--	2.274
10.	VIC - Office bearer (1500)	500	500	500	--	--	1500	0.257	0.257	0.257	--	--	0.7
Total Rs.								27.261	31.498	39.369	39.797	60.968	198.893

DISTRICT PRIMARY EDUCATION PROGRAMME  
SOUTH ARCOT DISTRICT

**ANNEXURE - XV**  
**- PROJECT COST**

**COMPONENT AND CATEGORY (RECURRING - NON**

**RECURRING EXPENDITURES)**

TABLE NO.I PROJECT COST BY COMPONENT

Sl.No	Componant	Year wise					Total	Yearwise expenditure - Rs.in lakhs					Total
		I	II	III	IV	V		I	II	III	IV	V	
1.	<b>IMPROVING FACILITIES</b>												
	a. Three classroom Buildings	14	40	52	--	--	106	42.000	120.000	156.000	--	--	318.000
	b. 2 class room Buildings	42	116	162	--	--	320	84.000	232.000	324.000	--	--	640.000
	c. Toilet for girls	110	140	180	--	--	430	11.000	14.000	18.000	--	--	43.00
								137.000	366.000	498.000	--	--	1001.000
2.	<b>STRENGTHENING OF WOMEN'S EDUCATION</b>												
	a. Additional Appointment of teachers	240	240	240	240	240	1200	69.120	138.240	207.360	276.480	345.600	1036.800
	b. Organising Mother Teacher councils	538	550	550	550	550	2738	5.380	5.500	5.500	5.500	5.500	27.380
	c. Awareness campaign (36x50)	850	950	--	--	--	1800	6.375	7.125	--	--	--	13.500
								80.875	150.865	212.860	281.980	351.100	1077.680



**DISTRICT PRIMARY EDUCATION PROGRAMME  
SOUTH ARCOT DISTRICT**

**TABLE NO.1**

3.	<b>IMPROVING READINESS TO LEARN</b>												
	a. Medical care for pupils	6.8	6.9	7.0	7.1	7.2	35.0	81.600	82.800	84.000	85.200	86.400	420.000
	b. Disabled pupils provision	580	580	580	580	580	2900	1.160	1.160	1.160	1.160	1.160	5.800
								82.760	83.960	85.160	86.360	87.560	425.800
4.	<b>INNOVATIVE PROGRAMMES</b>												
	a. Special coaching centre for SC/ST pupils	82	--	--	--	--	82	2.952	2.952	2.952	2.952	2.952	14.760
	b. Non formal centres for Non starters and to reduce drop outs	185	289	294	299	303	1370	6.660	17.064	27.648	38.412	49.320	139.104
								9.612	20.016	30.600	41.364	52.272	153.864
5.	<b>MANAGEMENT AND MONITORING</b>												
	a. Additional supervisor staff (30) salary	30	--	--	--	--	30	11.520	11.520	11.520	11.520	11.520	57.600
	b. Tasks force members of the District (3) salary	3	--	--	--	--	3	2.160	2.160	2.160	2.160	2.160	10.800
	c. Miscellaneours Expenditure	--	--	--	--	--	--	1.200	1.200	1.200	1.200	1.200	6.000
								14.880	14.880	14.880	14.880	14.880	74.400

DISTRICT PRIMARY EDUCATION PROGRAMME

SOUTH ARCOT DISTRICT

TABLE NO : 1

6. EQUIPMENTS & FURNITURES TO SCHOOLS												
a. Tables for 2072 schools	1000	1550	1650	1700	1733	7633	12.500	19.375	20.625	21.250	21.633	95.383
b. Chairs for 2016 schools	1000	1600	1700	1750	1822	7872	3.250	5.200	5.525	5.688	5.922	25.585
c. Black Boards for 1977 schools	1000	1500	1550	1650	1662	7362	3.250	4.875	5.038	5.363	5.402	23.928
d. Mapstand for 2738 schools	444	740	1180	1480	1632	5476	3.108	5.180	8.260	10.360	11.424	38.332
e. Eversilver water drum with five tumblers	222	370	590	740	816	2738	1.332	2.220	3.540	4.440	4.896	16.428
f. Cup-boards	222	370	590	740	816	2738	6.660	11.100	17.700	22.200	21.480	82.140
g. Electricity	450	1050	1114	--	--	2664	22.500	52.500	55.700	--	--	130.7
h. Drinking water facilities	220	370	550	750	798	2688	22.000	37.000	55.000	75.000	79.800	268.800
i. Strengthening of Block level offices.	12	12	12	--	--	36	12.060	12.060	12.060	--	--	36.180
j. Strengthening of 72 resources centres @ Rs.64000/-per centre	12	20	20	20	--	72	7.68	12.8	12.8	12.8	--	46.08
							94.340	162.310	196.248	157.101	153.557	763.556

**DISTRICT PRIMARY EDUCATION PROGRAMME**

**SOUTH ARCOT DISTRICT**

**TABLE NO : 1**

<b>7. CURRICULAM DEVELOPMENT :</b>												
a. Teaching learning and play material of schools	222	370	590	740	816	2738	17.760	29.600	47.200	59.200	65.280	219.040
b. School complex contingent & refreshment	72	--	--	--	--	72	1.800	1.800	1.800	1.800	1.800	9.000
<b>8. TRAINING PROGRAMMES :</b>												
a. Key resource persons	432	--	--	--	--	432	2.744	--	--	--	--	2.744
b. Supervisory Staff	112	--	--	--	--	112	1.308	--	--	--	--	1.308
<b>SEC.GRADE.ASSTS.</b>												
c. Multigrade & Multiple teaching	--	12816	--	--	--	12816	--	29.652	--	--	--	29.652
d. OBB - Training	12816	--	--	--	14016	--	22.500	--	--	--	24.540	47.040
e. MLL- Training	--	--	6408	6408	--	12816	--	--	38.660	38.660	--	77.320
f. Management & Monitoring training	--	--	--	--	2738	2738	--	--	--	--	4.664	4.664
g. To handle disabled children	--	--	--	--	14016	14016	--	--	--	--	31.764	31.764
<b>NON-GOVT.ORGANISATIONS :</b>												
h. ICDS-Organisation	523	523	523	--	--	1569	0.452	0.452	0.452	--	--	1.356
i. Mahalir Mandram office bearers (P&S)	--	750	--	750	--	1500	--	1.137	--	1.137	--	2.274
j. VIC-Office bearers	500	500	500	--	--	1500	0.257	0.257	0.257	--	--	0.771
							27.261	31.498	39.369	39.797	60.968	198.893

**DISTRICT PRIMARY EDUCATION PROGRAMME**

**SOUTH ARCOT DISTRICT**

**TABLE NO.1 ABSTRACT**

Sl.No	Component	Year war Expenditure (Rupees in Lakhs)					TOTAL
		I	II	III	IV	V	
1.	Improving facilities	137.000	366.000	498.000	--	--	1001.000
2.	Strengthening women's Education	80.875	150.865	212.000	281.980	351.100	1077.680
3.	Improving Readiness to Leran	82.760	83.960	85.160	86.360	87.560	425.800
4.	Innovative Programmes	9.612	20.016	30.600	41.364	52.272	153.864
5.	Management and Monitoring	14.880	14.880	14.880	14.880	14.880	74.400
6.	Equipments & Furnitures	94.340	162.310	196.248	157.101	153.557	763.556
7.	Curriculum Developments	19.560	31.400	49.000	61.000	67.080	228.040
8.	Training Programmes	27.261	31.498	39.369	39.797	60.968	198.893
Total cost of the Project Rs.		466.288	860.929	1126.117	682.482	787.417	3925.033

NB : - Cost for the strengthening of the DIET @ Rs.10.0 lakhs, Cost for Teachers guide books and students work books are left out since these expenditures are included in the State Level Interventions.

TOTAL BASE COST OF THE PROJECT Rs.40.00 Crores.

ABSTRACT : CIVILWORKS - 24% Rs. 1001.000 lakhs  
 Training Programmes - 6% 198.893 lakhs Rs.1199.893 lakhs  
 Quality improvement - 70% 2743.340 lakhs

**DISTRICT PRIMARY EDUCATION PROGRAMME**

**SOUTH ARCOT DISTRICT**

**TABLE NO : 2 PROJECT COST BY CATEGORY OF EXPENDITURE**

Category	Expenditure (Rupees in Lakhs)	
	First Year	Total cost of the Project
<b>I. NON-RECURRING</b>		
a. Civil Works	137.000	1001.000
b. Electricity	22.500	130.700
c. Drinking water	22.000	268.800
d. Vehicles	8.400	25.200
<b>e. Furnitures :</b>		
1. To schools - 22.108	25.648	183.228
2. Office - 2.160		6.480
3. Resource centres 3.80		8.280
<b>f. Equipments :</b>		
1. To schools - 25.752	34.152	317.608
2. Office - 2.100		6.300
3. Resource centres 3.00		37.800
<b>Total</b>	<b>249.700</b>	<b>1985.996</b>

**TABLE NO : 2**

<b>2. RECURRING COST :</b>		
<b>a) Salaries :</b>		
Additional Teachers	69.120	1036.800
Additional Supervisors	11.520	57.600
District Task Force	2.160	10.800
Special coaching centre Instructors	2.952	14.760
Non formal centre Instructors	6.660	139.104
Total	92.412	1259.064
<b>b) Improving Facilities :</b>		
Mother Teacher Councils	5.380	27.380
Awareness Campaigns	6.375	13.500
Medical care to pupils	81.000	420.000
Provisions for disabled children	1.160	5.800
School Complex	1.800	9.000
Training Programmes	27.261	198.893
Miscellaneous	1.200	6.000
Total	124.176	680.573
(a + b) Total of recurring cost	216.588	1939.637
Grand Total of Non- recurring & recurring cost	466.288	3925 .033

**DISTRICT PRIMARY EDUCATION PROGRAMME**

**SOUTH ARCOT DISTRICT**

**TABLE NO: 3. PROJECT COSTS BY COMPONENT AND CATEGORY OF EXPENDITURE**

Sl. No	Category	Improving facilities	Women's Education	Readiness to learn	Innovative Programme	Management of Monitoring	Curriculum Development	Total
<b>I</b>	<b>NON-RECURRING COST:</b>							
		1001.000	--	--	--	--	--	1001.000
	a) Civil works	130.700	--	--	--	--	--	130.700
	b) Electricity	268.800	--	--	--	--	--	268.800
	c) Water supply	-	--	--	--	25.200	--	25.200
	d) Vehicles	191.508	--	--	--	6.480	--	197.988
	e) Furnitures	97.568	--	--	--	44.1	220.040	361.708
	f) Equipments							
	Total	1689.576	--	--	--	75.78	220.040	1985.396
<b>II</b>	<b>RECURRING EXPENDITURE :</b>							
		--	1036.800	--	--	--	--	1036.800
	a) Additional Teachers	--	--	--	--	57.600	--	57.600
	b) Additional Supervisor	--	--	--	--	10.800	--	10.800
	c) District Tasks Force	--	--	--	14.760	--	--	14.760
	d) Spl.Coaching centre Instructor	--	--	--	139.104	--	--	139.104
	e) NFC-Instructors							
	Total	--	1036.800	--	153.864	68.400	--	1259.064

III	<b>OTHER ITEMS :</b>							
	a) Mother Teacher Council	27.38 13.500	-- --	-- --	-- --	-- --	-- --	27.380 13.500
	b) Awareness campaign	--	420.000	--	--	--	--	420.000
	c) Medical Care	--	5.800	--	--	--	--	5.800
	d) Disabled children	--	--	--	--	9.000	--	9.000
	e) School complex	--	--	--	--	--	198.893	198.893
	f) Training Programmes	--	--	--	6.000	--	--	6.000
	g) Miscellaneous							
	Total	40.880	425.800	--	6.000	9.000	198.893	680.573
	Total Recurring Costs	1077.680	425.800	153.864	74.400	9.000	198.893	1939.637
	Grand Total of Recurring and Non-Recurring of the Project Costs	1077.68 1681.296	425.800	153.864	112.380	228.040	198.893	3925.033

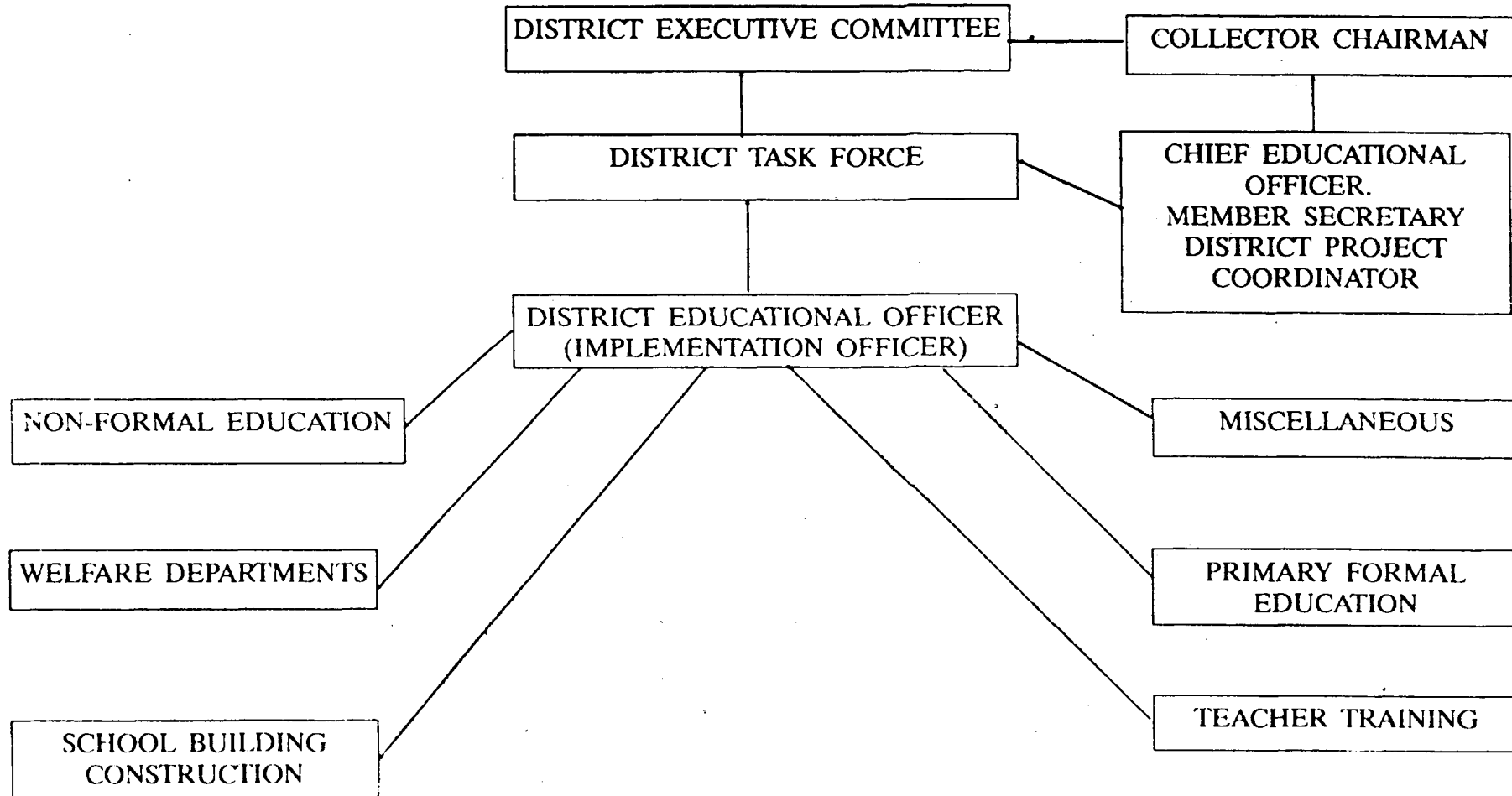
**N.B :** Cost for the strengthening of DIET (@ Rs.10.5 lakhs) and costs for teachers, guide books, work books, for pupils are left out since these expenditures are included in the State Level Intervention.

Total Base costs of the Project Rs. 4000.000 lakhs.

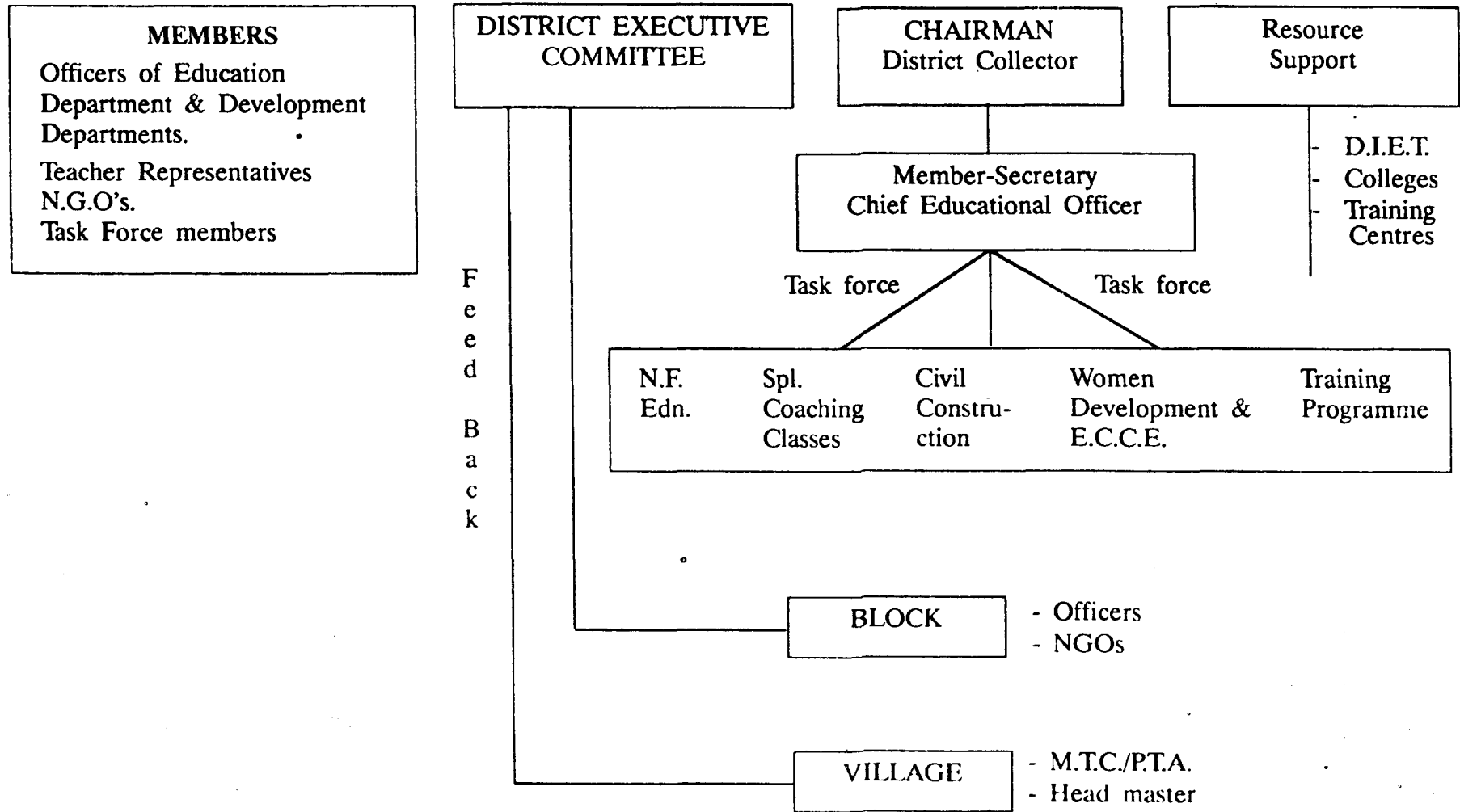


DISTRICT PRIMARY EDUCATION PROGRAMME  
SOUTH ARCOT DISTRICT

MANAGEMENT STRUCTURE



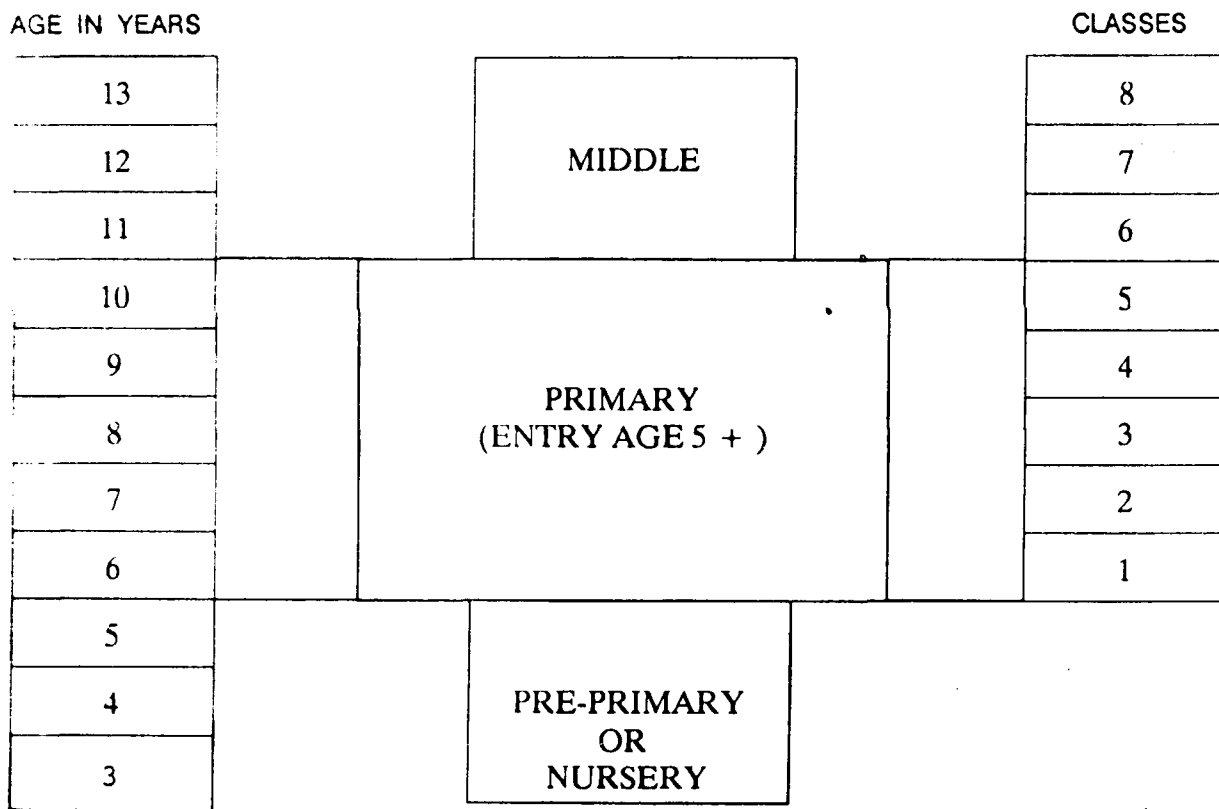
**DISTRICT PRIMARY EDUCATION PROGRAMME  
SOUTH ARCOT DISTRICT**



# DISTRICT PRIMARY EDUCATION PROGRAMME

## SOUTH ARCOT DISTRICT EDUCATIONAL LADDER

### PRIMARY EDUCATION



## DISTRICT PRIMARY EDUCATION PROGRAMME

### SOUTH ARCOT DISTRICT

#### ANNEXURE - XVII

#### \* STRENGTHENING OF DIET BY MEANS OF STATE LEVEL INTERVENTION

1.	Library Books worth and steel Racks & Almirah.	Rs. 3.0 Lakhs
2.	Laboratory articles	Rs. 1.5 Lakhs
3.	Furniture: Tables, Chairs for Conference Hall Reading Rooms	Rs. 2.0 Lakhs
4.	Audio-Visual equipments Over head projector - 1 Slide projector - 1 Public address system - 1 Two in one - 1  Video Cassettes Audio Cassettes Film strips Slides	Rs. 1.0 Lakhs
5.	Zerox	Rs. 0.5 Lakh
6.	Duplicator (Electronic)	Rs. 0.3 Lakh
7.	Electronic Typewriter	Rs. 0.2 Lakh
8.	Musical Instrument	Rs. 0.5 Lakh
9.	Games articles	Rs. 1.5 Lakh
		----- 10.00 Lakh -----

## RESOURCE CENTRES

Two Resource centres are proposed to be started at each range. For strengthening the Resource centres the following equipments are required. The list is furnished with cost. (36 ranges).

1.	Tables	(2)	Rs.	2500.00
2.	Chairs	(2)	Rs.	600.00
3.	Black Boards	(2)	Rs.	1400.00
4.	Steel cup Board	(1)	Rs.	4000.00
5.	Record racks	(1)	Rs.	3000.00
6.	Typewriter		Rs.	7500.00
7.	Zerox machine		Rs.	20000.00
8.	T.V. (Colour)		Rs.	15000.00
9.	V.C.P.		Rs.	9000.00
10.	Cassettes	(5)		
			Rs.	1000.00
				-----
	TOTAL		Rs.	64000.00
				-----

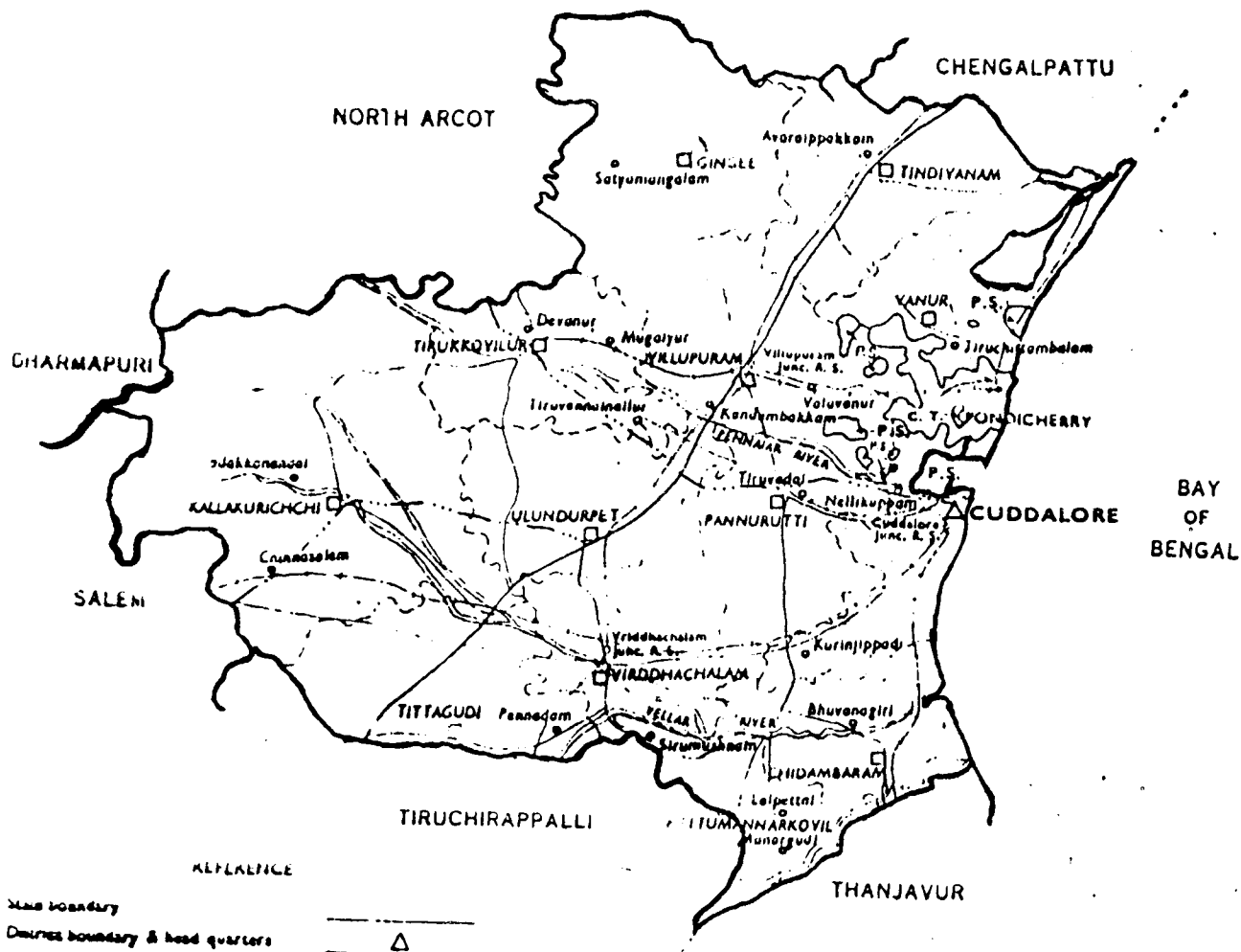
There are 36 ranges in this Districts. Neyveli and Villupuram are small ranges with limited number of schools. So one Resource Centre each for these two ranges will be sufficient. Two Centres each in the remaining 34 ranges and 1 additional centre for 2 geographically big ranges may be started. Altogether seventy (72) Resource centres are to be formed in this District.

**DISTRICT PRIMARY EDUCATION PROGRAMME**

**ANNEXURE XVIII**

**M A P S**

# SOUTH ARCOT DISTRICT



**LEGEND**

- District boundary
- - - - - District boundary & head quarters
- - - - - Tahsil boundary & head quarters
- National highways
- State highways
- Railway lines
- Junction S
- Canal
- Canal important pikes

**DISTRICT PRIMARY EDUCATION PROGRAMME  
SOUTH ARCOT DISTRICT**

**KATTUMANNARKOIL**

**(I) SCHOOL BUILDING:-**

**THREE CLASS ROOM**

1. Panchayat Union Elementary School, Srinedunjeri.

**TWO CLASS ROOM**

1. Panchayat Union Elementary School, Eyyalore.
2. Panchayat Union Elementary School, Kurungudi.
3. Panchayat Union Elementary School, Vanamadevi.

**(II) DRINKING WATER FACILITIES:-**

1. Panchayat Union Elementary School, Thethampattu (Colony)
2. Panchayat Union Elementary School, Ambujavallipettai
3. Panchayat Union Elementary School, Thiruchinnapuram
4. Panchayat Union Elementary School, Shandan
5. Panchayat Union Elementary School, Alingimangalam.

**(III) TOILET FACILITIES:-**

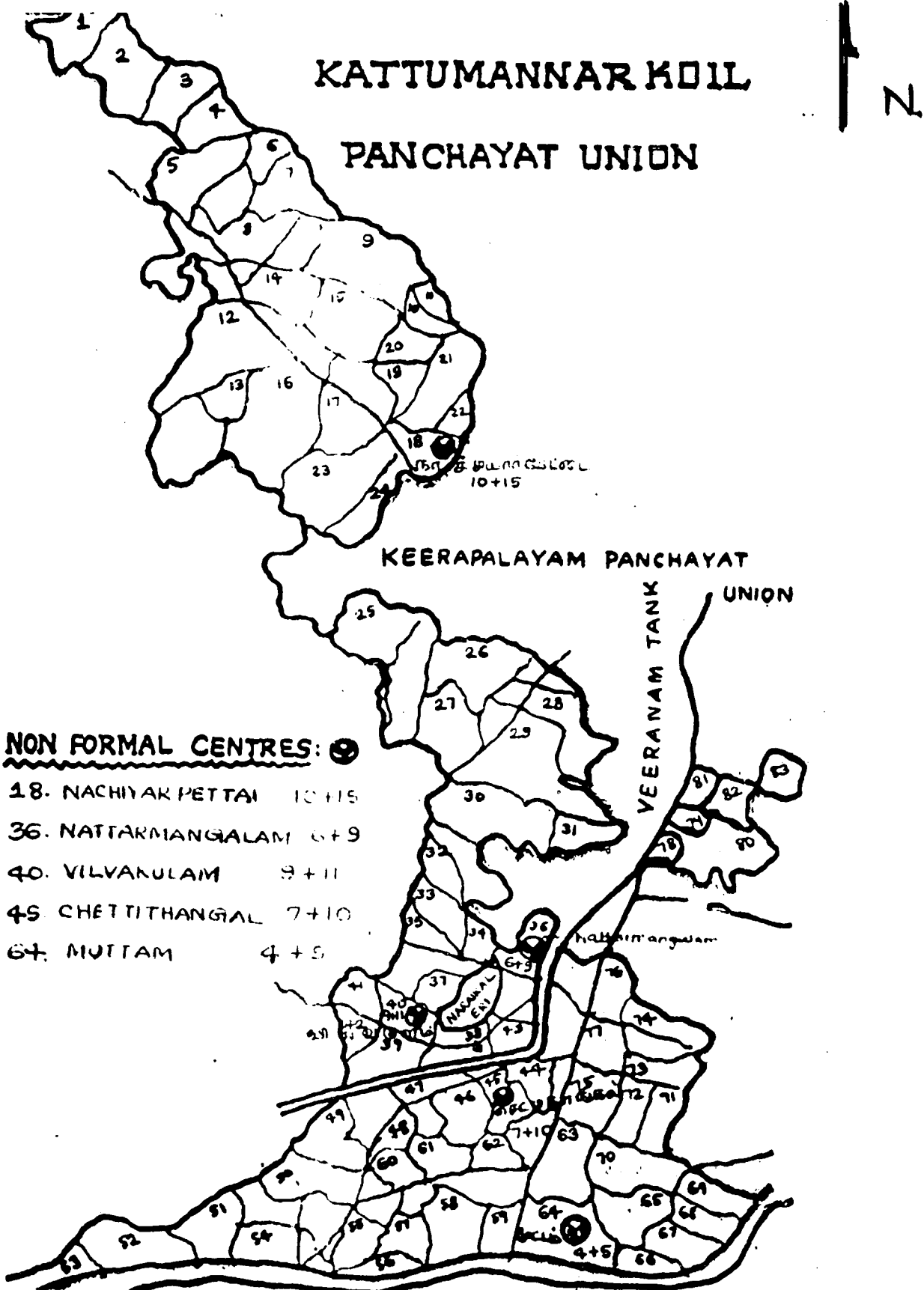
1. Panchayat Union Elementary School, Kattumannarkoil  
(West)

**(IV) ELECTRICITY FACILITIES:-**

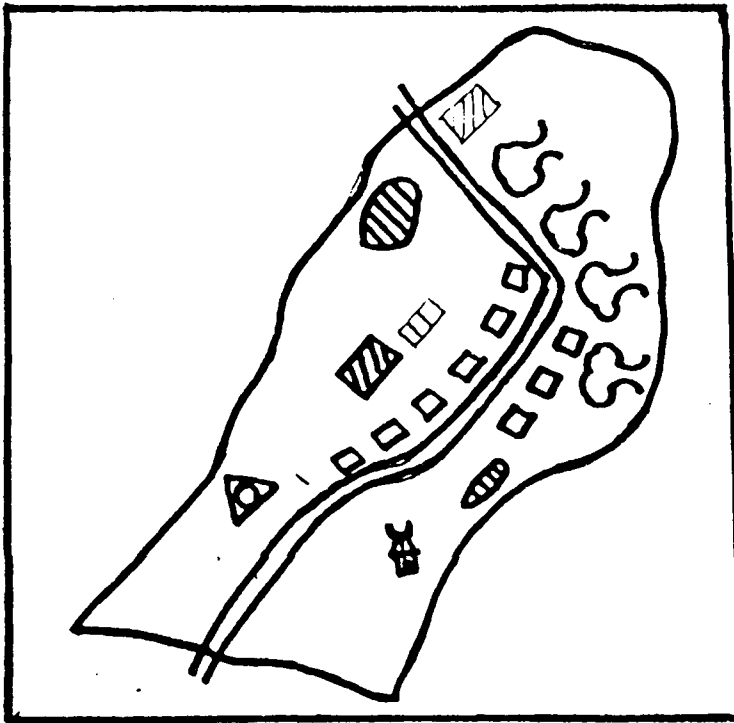
1. Panchayat Union Elementary School, Andipalayam
2. Panchayat Union Elementary School, Anandangudi
3. Panchayat Union Elementary School, Melradambur
4. Panchayat Union Elementary School, Chettithangal
5. Panchayat Union Elementary School, Kalladikuttai.



**SOUTH ARCOT DISTRICT  
KOTTUMANNAR KOIL VILLAGE**



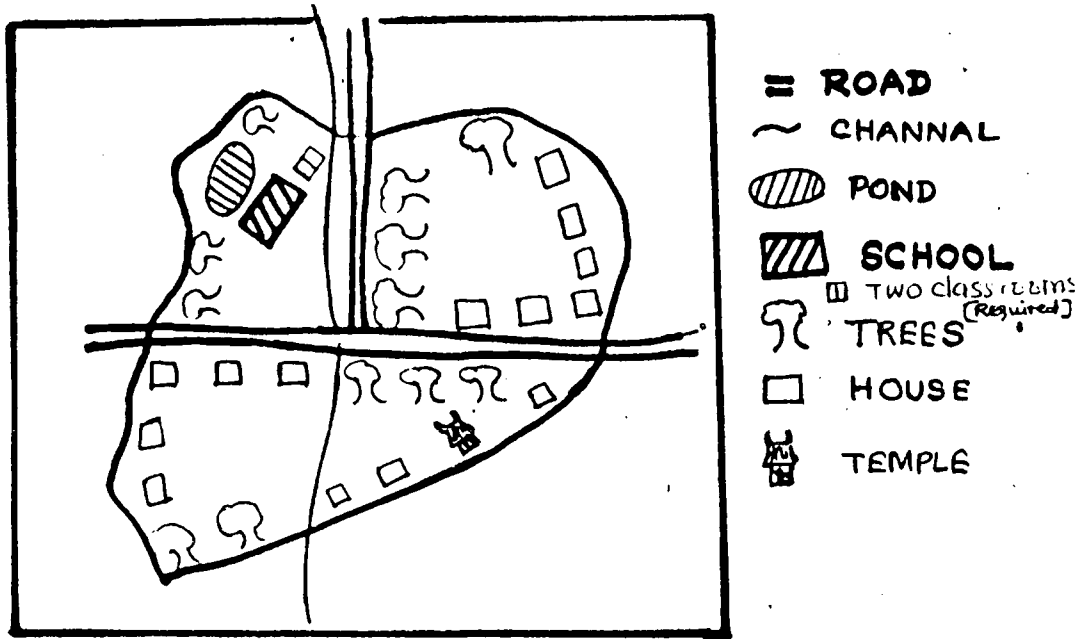
**SOUTH ARCOT DISTRICT  
KOTTUMANNAR KOIL UNION  
SRINEDUNJERY VILLAGE**



- ≡ ROAD
- HOUSE
- ▨ SCHOOL
- ☁ FOREST [TREES]
- ☪ TEMPLE
- ⊖ POND
- △ GOVT. HIGH SCHOOL WITH MIDDLE STAGE.
- ▤ Three class rooms [Required]

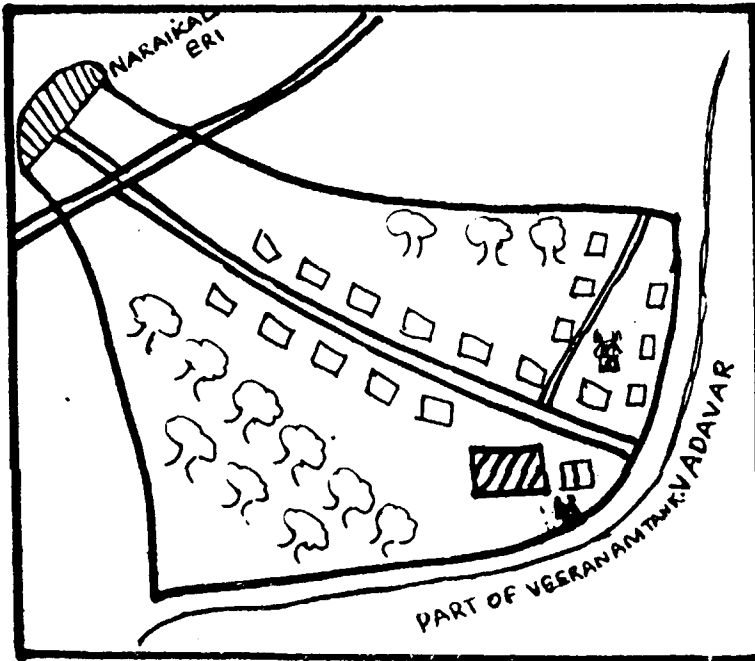
1.	VILLAGE POPULATION	MALE	FEMALE	TOTAL	
		901	898	1799	
2.	SCHOOL AGE POPULATION 6-11	BOYS	GIRLS	TOTAL	
		165	160	325	
		133	131	264	
		ENROLEMENT .....			
	YET TO BE ENROLED .....	21	20	41	
	DROPOUTS .....	11	09	20	
3.	FOR SC/ ST 6-11	73	74	147	
		ENROLEMENT .....	60	59	119
		YET TO BE ENROLED .....	10	11	21
		DROPOUTS .....	3	4	7

## SOUTH ARCOT DISTRICT EYYALUR VILLAGE



<b>1</b>	<b>VILLAGE POPULATION</b> .....	MALE	FEMALE	TOTAL	
		395	376	771	
<b>2</b>	<b>SCHOOL AGE POPULATION 6-11</b>	BOYS	GIRLS	TOTAL	
		130	105	235	
		ENROLEMENT .....	117	92	209
		YET TO BE ENROLED .....	3	2	5
	• DROPOUTS .....	10	11	21	
<b>3</b>	<b>FOR SC/ST 6-11</b>	ENROLEMENT .....	73	47	120
		YET BE ENROLED .....	2	2	4
		DROPOUTS .....	8	9	17
		83	58	141	

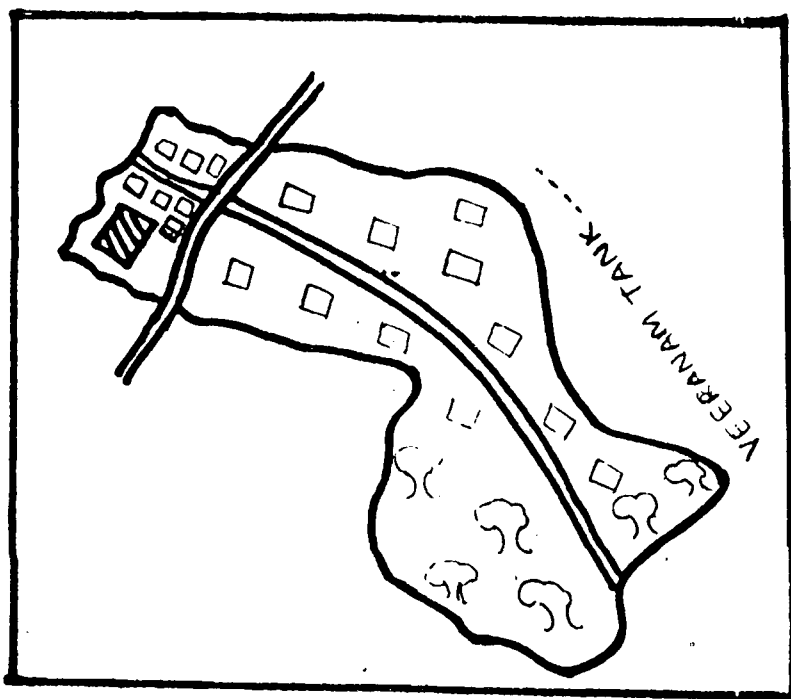
# SOUTH ARCOT DISTRICT KURUNGUDI VILLAGE



- ROAD
- RIVER
- NARAIKAL ERI
- SCHOOL
- TWO CLASS ROOMS  
(Required)
- TREES
- HOUSE
- TEMPLE.

		MALE	FEMALE	TOTAL
1	VILLAGE POPULATION . . . . .	679	641	1320
		BOYS	GIRLS	TOTAL
2	SCHOOL AGE POPULATION: 6-11	127	114	241
	ENROLEMENT . . . . .	95	88	183
	YET TO BE ENROLED . . . . .	26	16	42
	DROUPOUTS . . . . .	6	10	16
3	FOR SC/ ST 6-11 . . . . .	21	20	41
	ENROLEMENT . . . . .	18	18	36
	YET TO BE ENROLED . . . . .	1	1	2
	DROUPOUTS . . . . .	2	1	3

## SOUTH ARCOT DISTRICT VANAMADEVI VILLAGE

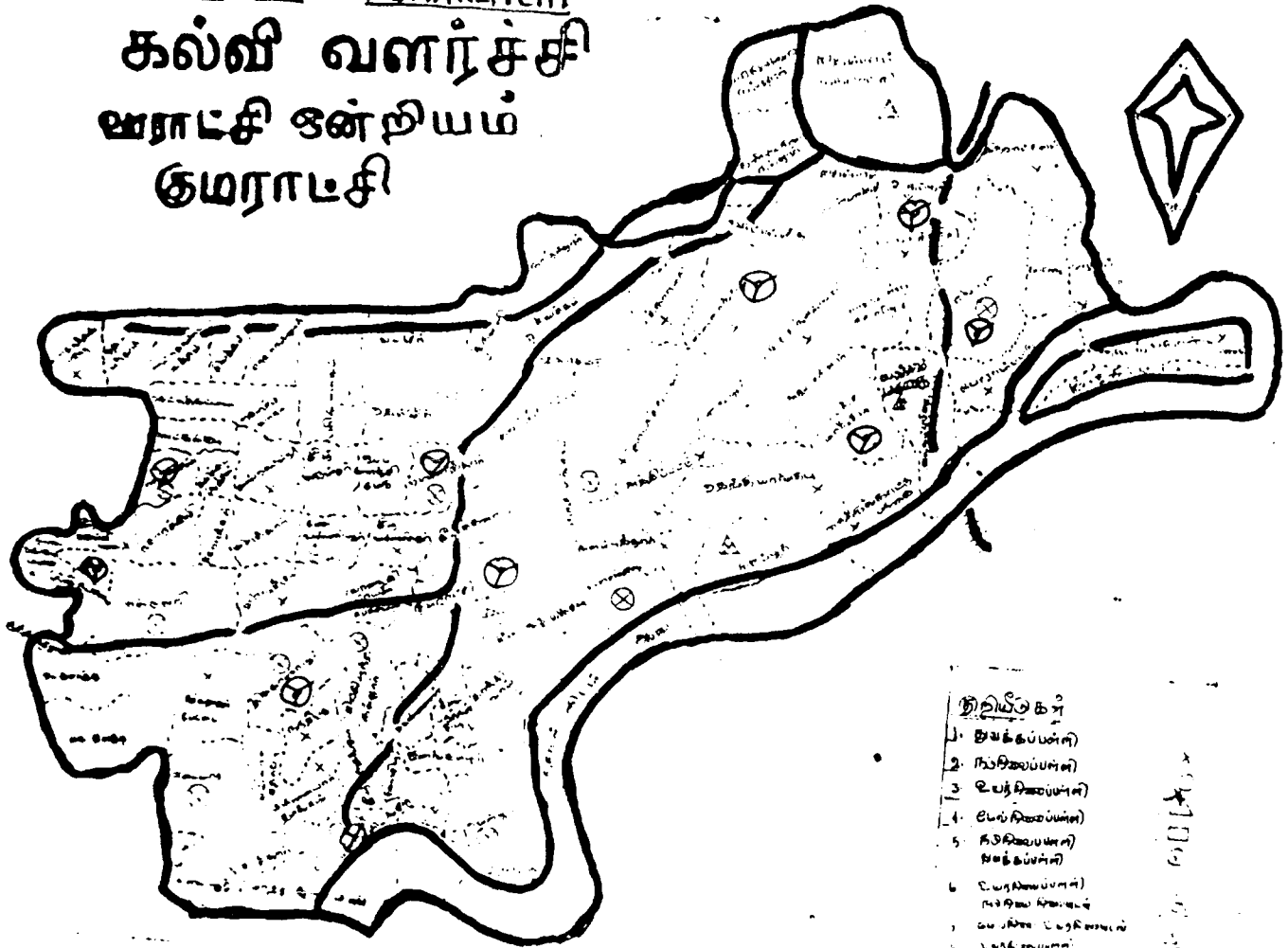


- ≡ ROAD
- HOUSE
- ▨ SCHOOL
- TWO CLASS ROOMS  
[Required]
- 🌳 TREES

		MALE	FEMALE	TOTAL
<b>1</b>	<b>VILLAGE POPULATION</b> .....	770	737	1507
<b>2</b>	<b>SCHOOL AGE POPULATION 6-11</b>	128	121	249
	ENROLEMENT .....	75	93	168
	YBT TO BE ENROLED .....	15	13	28
	DROPOUTS .....	38	15	53
<b>3</b>	<b>FOR S.C/ ST 6-11</b>	79	74	153
	ENROLEMENT .....	51	64	115
	YBT TO BE ENROLED .....	10	5	15
	DROPOUTS .....	18	5	23

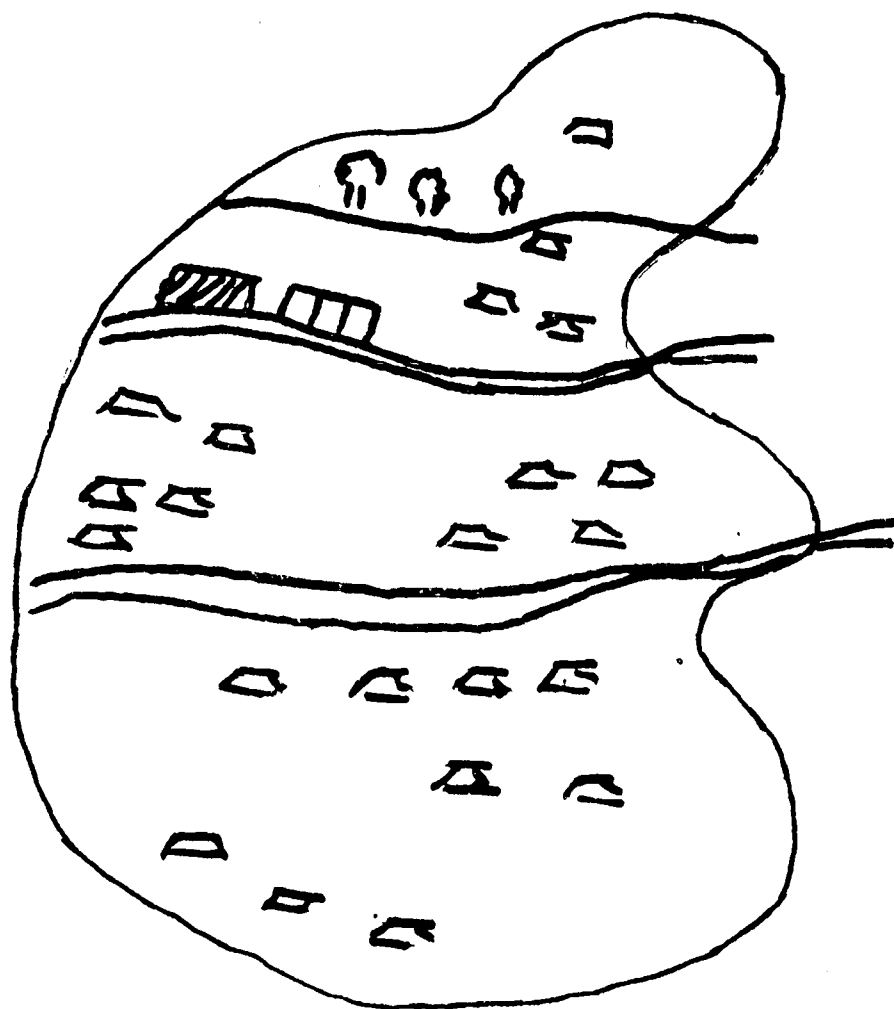
# SOUTH ARCOT DISTRICT KOMARATCHI VILLAGE

Block Map - KOMARATCHI  
**கல்வி வளர்ச்சி**  
**ஊராட்சி ஒன்றியம்**  
**குமராட்சி**



- நிதியைக் காண்க**
1. குடிசைகள்
  2. நிலம்
  3. உயர்நிலைகள்
  4. உயர்நிலைகள்
  5. கட்டுமானங்கள்
  6. உயர்நிலைகள்

## SOUTH ARCOT DISTRICT KOLLIMALAI MELPATHI

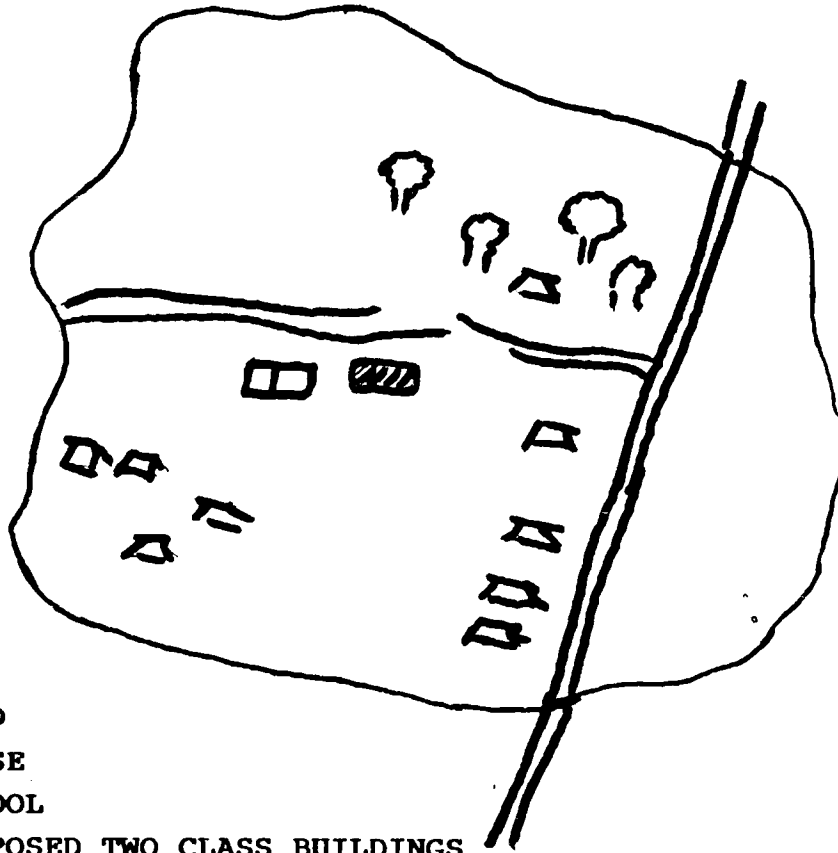







- ROAD
- HOUSE
- SCHOOL
- RIVER
- FOREST

	M	F	Total
Population	1892	1858	3750
School Children	B	G	
Enrolled	231	185	SC/ST Students
Yet to be enrolled	223	171	B    G
			24 + 35
Dropouts	8	14	
	20	15	

NAME OF SCHOOL	I	II	III	IV	V	Class Rooms	Children not in school	Teachers
P.U. ELE.SCHOOL KOLLIMALAI MELPATHI	55	51	57	69	80	2	35	9

## SOUTH ARCOT DISTRICT, KADAVACHERI VILLAGE



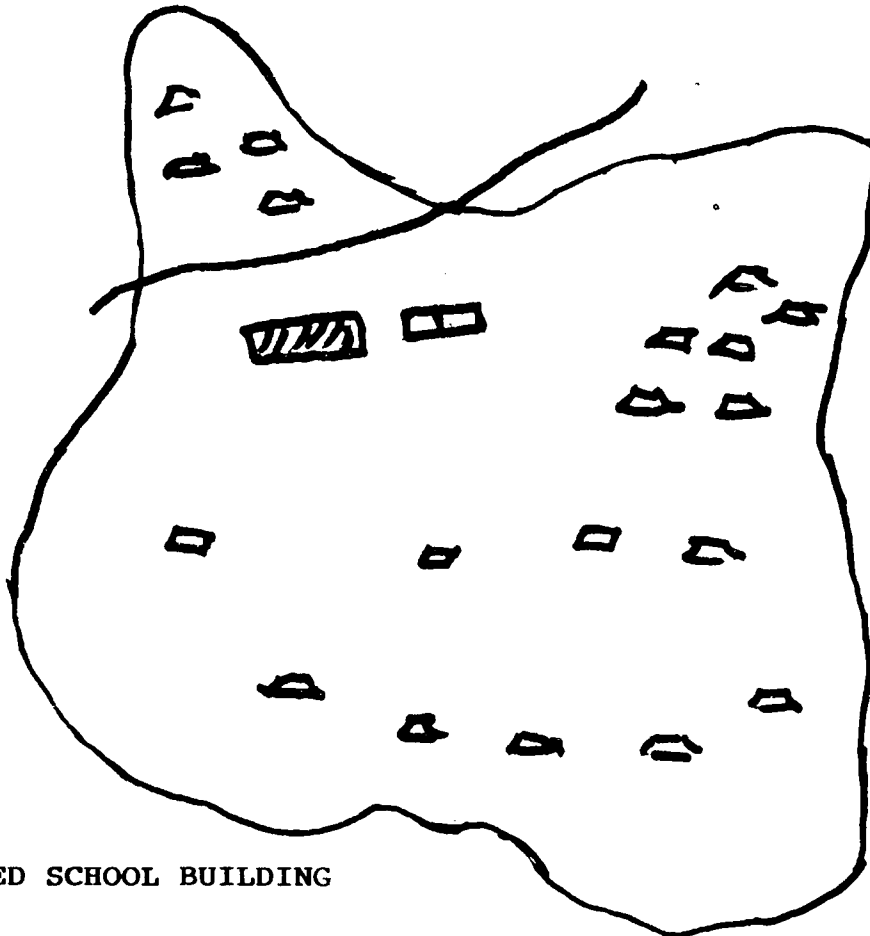
-  ROAD
-  HOUSE
-  SCHOOL
-  PROPOSED TWO CLASS BUILDINGS
-  FOREST

	M	F	Total
Population	502	503	1005
School age	B	G	
Children	79	81	SC/ST Students
Enrolled			
Students	76	78	B - G
Yet to be			26 + 24
enrolled	3	3	
Dropouts	12	+ 10	

NAME OF SCHOOL	I	II	III	IV	V	CLASS ROOM	CHILDREN NOT IN SCHOOL	TEACHERS
KADAVACHERI	32	39	32	29	22	2	6	4



## SOUTH ARCOT DISTRICT KOLLIMALAI KIZH PATHI

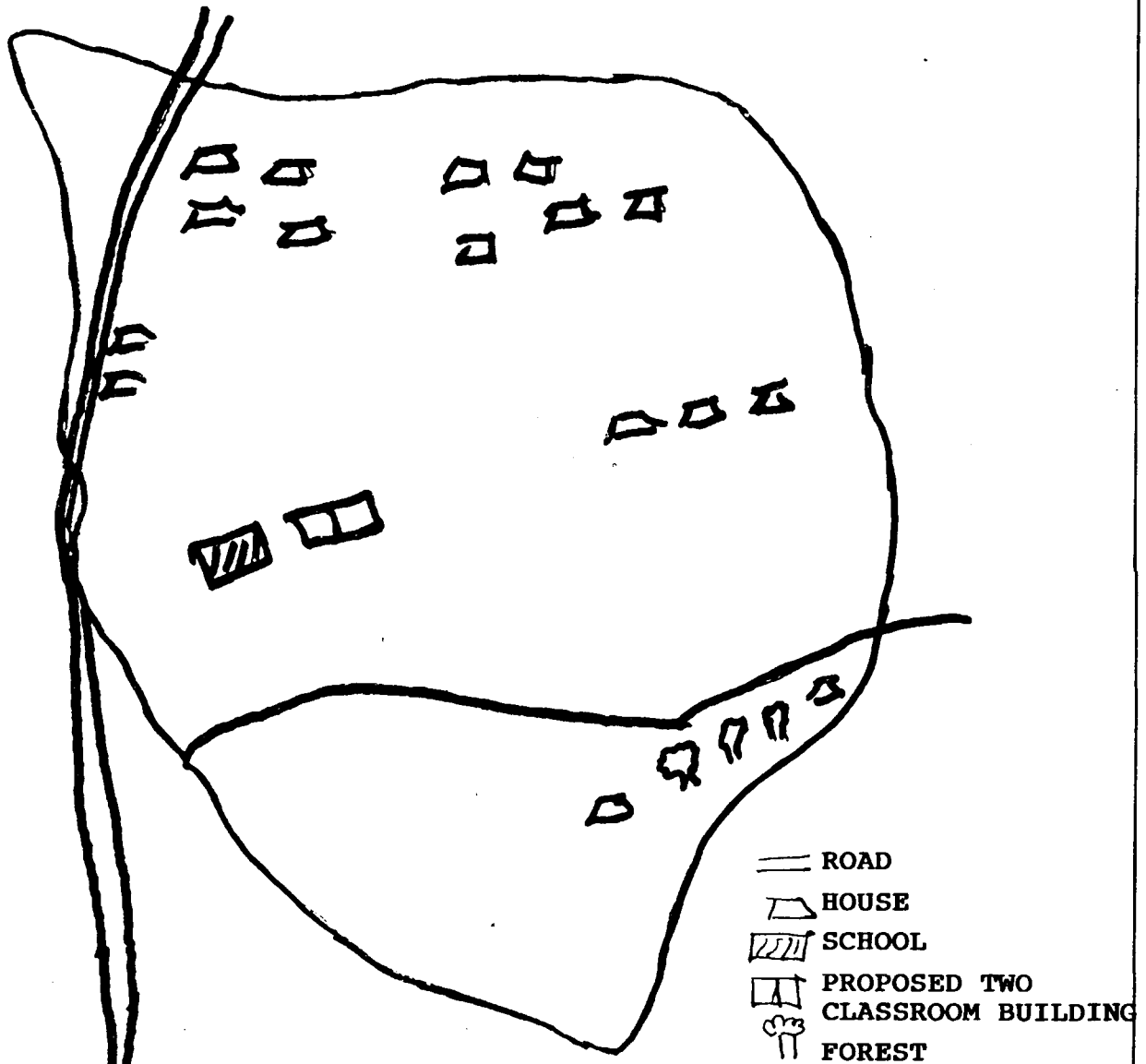


- SCHOOL
- PROPOSED SCHOOL BUILDING
- HOUSES
- RIVER

	M	F	Total
Population	888	870	1758
School age Children	B 229	G 236	SC/ST Students
Enrolled Students	218	224	-NIL-
Yet to be enrolled	11	12	
Droupouts	20	22	

NAME OF SCHOOL	I	II	III	IV	V	CLASS ROOMS	CHILDREN NOT IN SCHOOL	TEACHERS
KOLLIMALAI KIZH PATHI	36	45	46	42	42	2	33	3

## SOUTH ARCOT DISTRICT MELANEDUMBUR VILLAGE

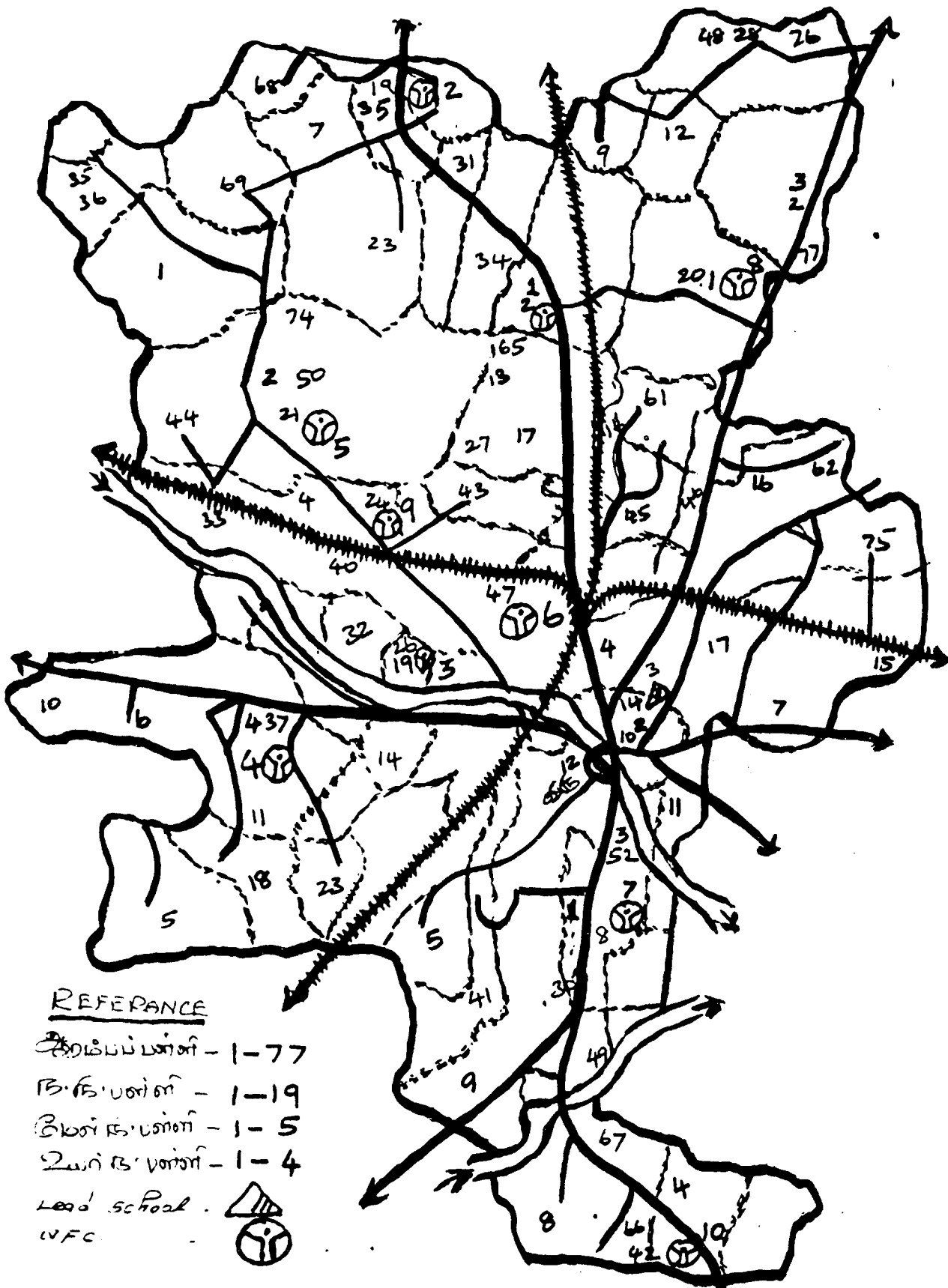


	M	F	Total
Population	349	326	675
School age children	B	G	
	70	87	
Enrolled	70	76	
			SC/ST Students
			B G
			65 + 64
Yet to be enrolled	--	11	
Droupouts	5	+ 10	

NAME OF SCHOOL	I	II	III	IV	V	CLASS ROOMS	CHILDREN NOT IN SCHOOL	TEACHERS
P.U. ELE. SCHOOL MELANEDUMBUR	34	39	31	28	28	2	11	2

Name of the District : : South Arcot	
Name of the Union : : Komaratchi	
LIST OF SCHOOLS NEEDS DRINKING WATER FACILITIES	
1.	Panchayat Union Primary Schools Melakundalapady
2.	Panchayat Union Primary Schools Jayankonda Pattinam
3.	Panchayat Union Primary Schools Pazhianallur
4.	Panchayat Union Primary Schools Vandayar Iruppu
5.	Panchayat Union Primary Schools M.Puliyangudi
LIST OF SCHOOLS NEEDS TOILET FACILITIES	
1.	Panchayat Union Primary Schools Komaratchi
LIST OF SCHOOLS NEEDS ELECTIRICITY FACILITIES	
1.	Panchayat Union Primary Schools Lalpet (SOUTH)
2.	Panchayat Union Primary Schools Elanangur
3.	Panchayat Union Primary Schools Annamalai Nagar
4.	Panchayat Union Primary Schools Agaranallur
5.	Panchayat Union Primary Schools Vadakumangudy

# SOUTH ARCOT DISTRICT VRIDDHACHALAM RANGE



**DISTRICT PRIMARY EDUCATION PROGRAMME  
SOUTH ARCOT DISTRICT**

**VIRUDHACHALAM RANGE  
LIST OF SCHOOLS**

Sl.No.	Name of the School	Sl.No.	Name of the School
	P.U. ELE. SCHOOL		
1.	Alichikudi	31.	Palliapattu
2.	Aladi	32.	Reddikuppam
3.	Chermakandiyankuppam	33.	Ralapalayam
4.	Chinnaparur	34.	Rubananayana Nallur
5.	Edaiyur	35.	Siruvambar (Main)
6.	Katchiperumantham	36.	Siruvambar (Colony)
7.	Karnatham	37.	Thoravalur
8.	Karuvepitankurichi	38.	T.Mavidandal (Boys)
9.	Kat.ianallur	39.	T.Mavidandal (Girls)
10.	Keerambur	40.	Thottikuppam
11.	Kodikkur	41.	Achimadu
12.	KO Pavalangudi	42.	Vannankudikadu
13.	KA Flamangalam	43.	Chinnavadavadi
14.	KO Mangalam	44.	M.Pudur
15.	KU Nallur	45.	Sembalakunichi
16.	Kavanai	46.	Chinnapandarankuppam
17.	Kuppanatham	47.	Erumanur
18.	Manavalanallur	48.	Kanniyankuppam
19.	Mangalampet (main)	49.	Ammerimadu
20.	Mathur	50.	M.Parur (Colony)
21.	M.Parur (main)	51.	Sivanarkuppam.
22.	M.Agaram		MPL.ELE.School
23.	Mugundanallur	52.	Savadikuppam
24.	M.Patti	53.	Poonthottam
25.	Muthanankuppam	54.	Sathukudal Salai
26.	Paravalur	55.	Kandiyankuppam
27.	Periadavadi	56.	Mislim School
28.	Puliyur	57.	Ayyanarkoil Street
29.	Padukalanatham	58.	Vayalur
30.	Peralaiyur	59.	Manalur
		60.	T.V.K.Nagar

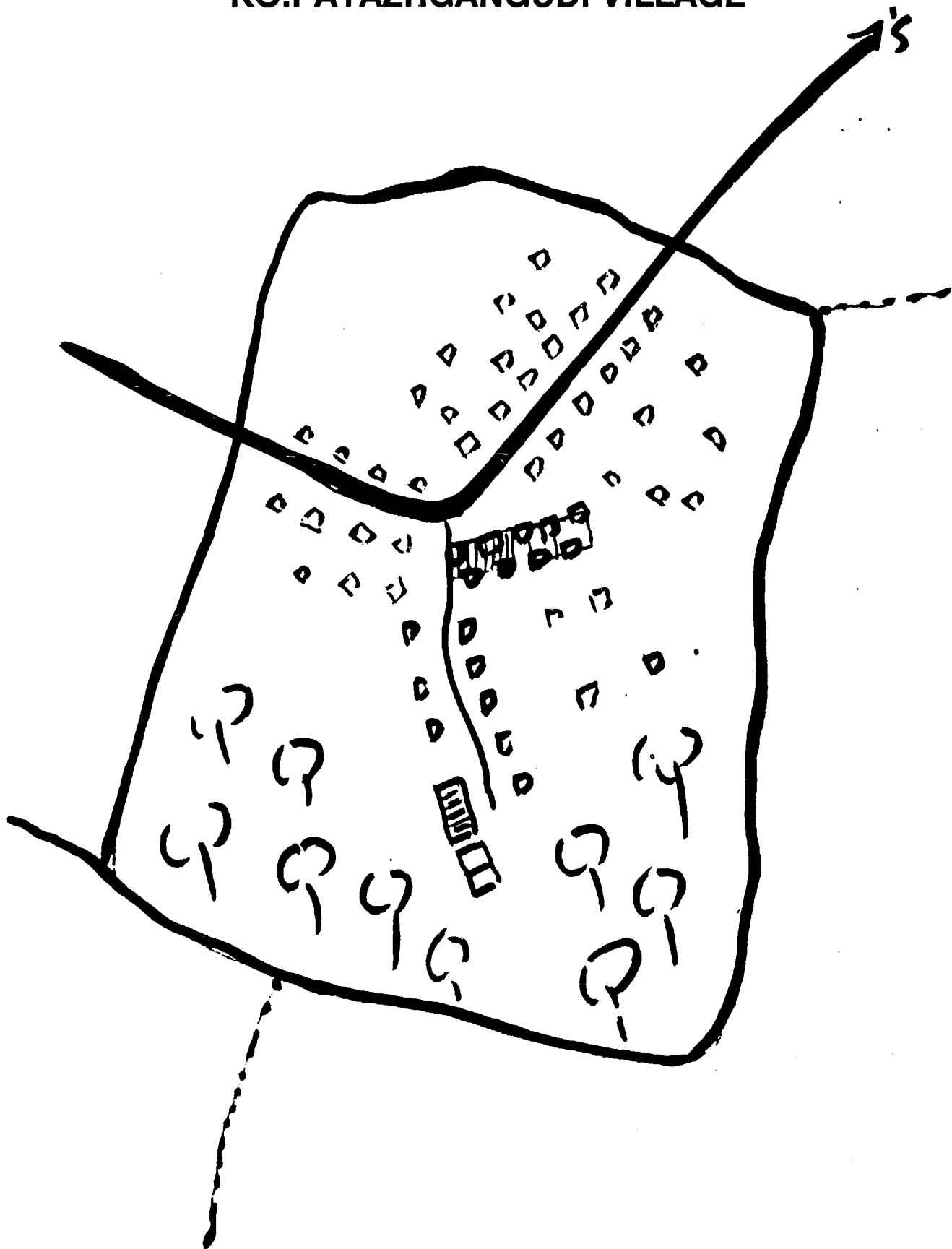
Sl.No.	Name of the School	Sl. No.	Name of the School
	<b>AIDEDELE. SCHOOL</b>		
61.	Chithanikuppam	10.	Pudupet
62.	Katchirayanatham	11.	Boothamur
63.	Kottarakuppam	12.	Saith fort Street
64.	Kuruvankuppam		<b>AIDED MIDDLE SCHOOL</b>
65.	Pudukoilkuppam		
66.	T.Puthur	13.	Kovilanur
67.	Vettaugi	14.	Pudupet
68.	Visalur	15.	Nachiyarpet
69.	Kattuparur	16.	Grusalakuppam
70.	South Street	17.	Puduvilangulam
71.	North font Street	18.	Perambalur
72.	Pudikippam D.M.	19.	Paravlur
73.	Kaspa D.M		<b>GOVERNMENT HIGH SCHOOL</b>
74.	Konankuppam		
75.	Narumanam	1.	Mathar
76.	Puliyurmettucherry	2.	M. Parur
77.	Veerareddikuppam.	3.	Aladi
	<b>P.U. MIDDLE SCHOOL</b>	4.	Thoravalur
1.	Edaichithur		<b>HR . SEC. SCHOOL</b>
2.	Ko.Poovanur		
3.	Mangalampet	1.	Kuruvepilankurichi
4.	Ralendrapattanam	2.	Vriddhachalam (Boys) Lead
5.	Sathukudal	3.	School - Do - (Girls)
6.	Vilankattur	4.	
7.	Pudukooraipet	5.	Pudukuppam DM Aided
8.	T.V.Puthur		Mangalampet
9.	Sathiyavadi		

**DISTRICT PRIMARY EDUCATION PROGRAMME  
SOUTH ARCOT DISTRICT**

**VIRUDHACHALAM RANGE  
LIST OF NON-FORMAL CENTRES SUGGESTED**

Sl. No.	Name of Centre	Strength		
		B	G	T
1.	Aladi	20	15	35
2.	Mangalampet	30	26	56
3.	Paravalur	22	16	38
4.	Thoravalur	15	9	24
5.	M.Parur	20	16	36
6.	Erumanur	11	10	21
7.	Karuvepatankuruchi	30	22	52
8.	Mathur	15	12	27
9.	M.Patti	16	9	25
10.	Vannankudikadu	14	10	24

**SOUTH ARCOT DISTRICT  
KO.PAYAZHGANGUDI VILLAGE**





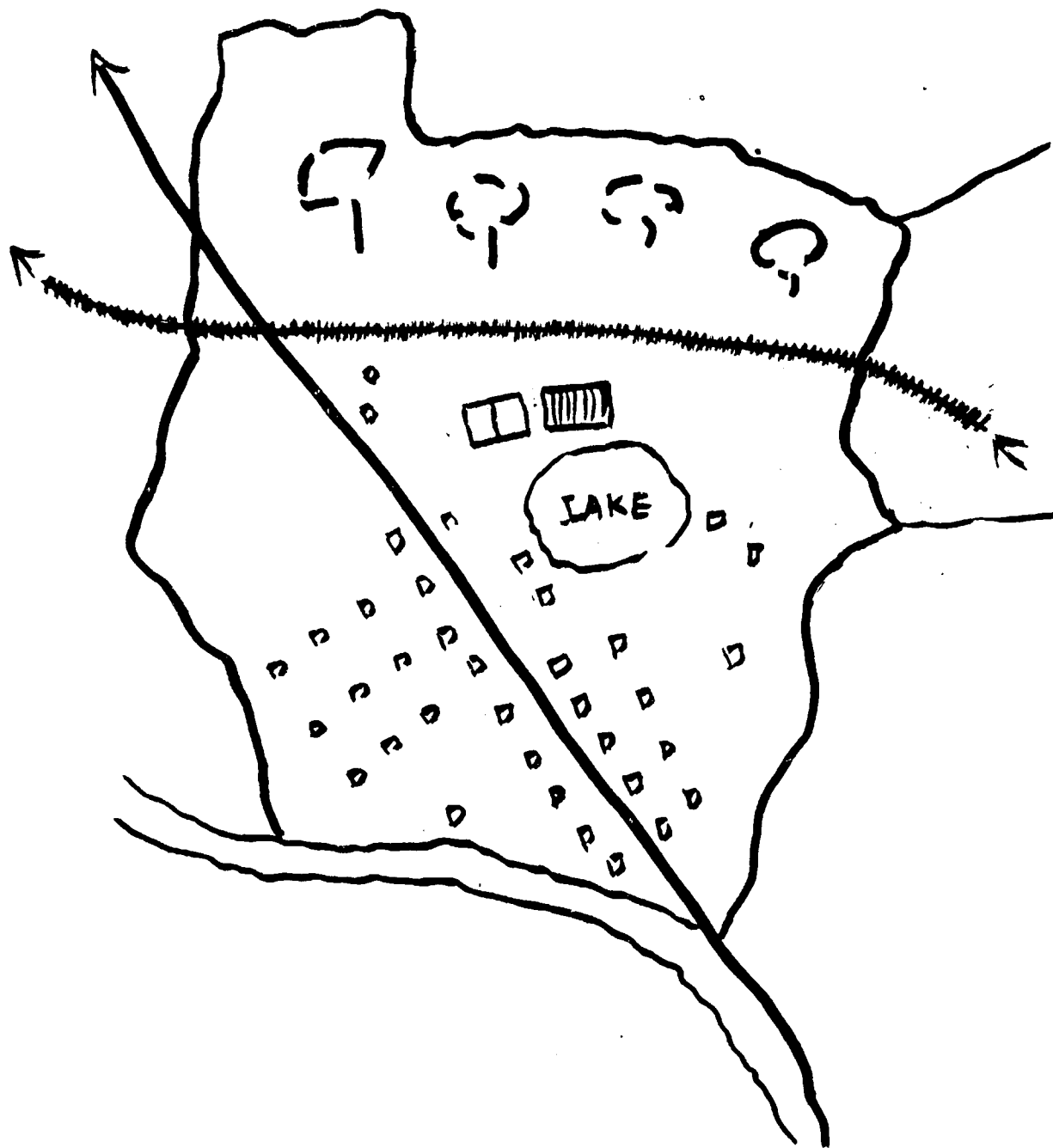
**DISTRICT PRIMARY EDUCATION PROGRAMME**

**SOUTH ARCOT DISTRICT**

**VIRUDHACHALAM RANGE**

NAME OF THE SCHOOL	STD					CLASS ROOM	CHILDREN NOT IN SCHOOL	TEACHERS
	I	II	III	IV	V			
P.V. Ele. School Ko. Pavazhankudi	46	33	27	28	28	1	22	4

**SOUTH ARCOT DISTRICT  
ERUMANUR VILLAGE**

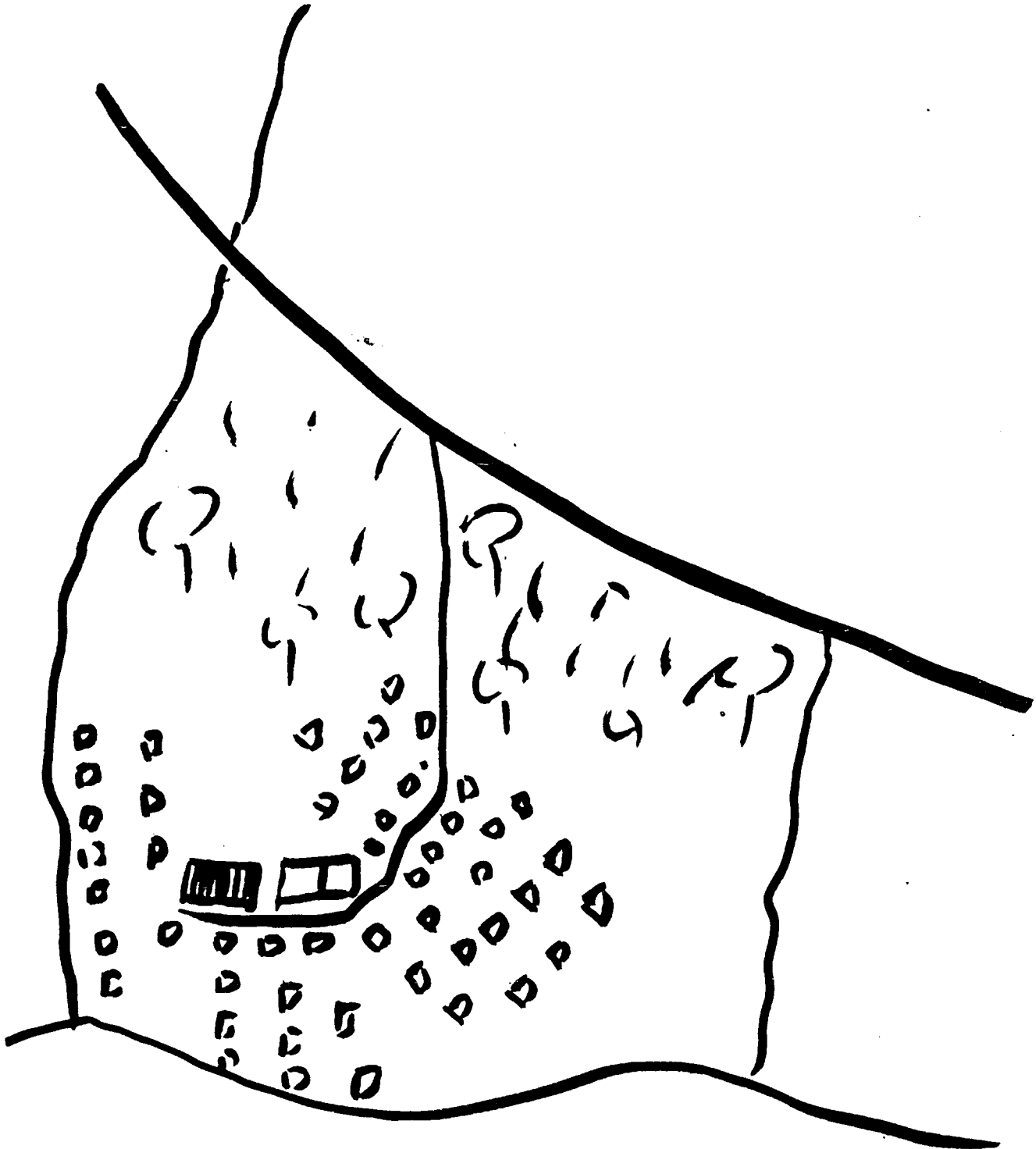


**DISTRICT PRIMARY EDUCATION PROGRAMME  
SOUTH ARCOT DISTRICT**

**VIRUDHACHALAM RANGE**

NAME OF THE SCHOOL	STD					CLASS ROOMS	CHILDREN NOT IN SCHOOL	TEACHERS
	I	II	III	IV	V			
P.U. Ele.SCHOOL ERUMANUR.	81	65	37	41	27	1	21	3

**SOUTH ARCOT DISTRICT  
VANNANKUDIKADU VILLAGE**



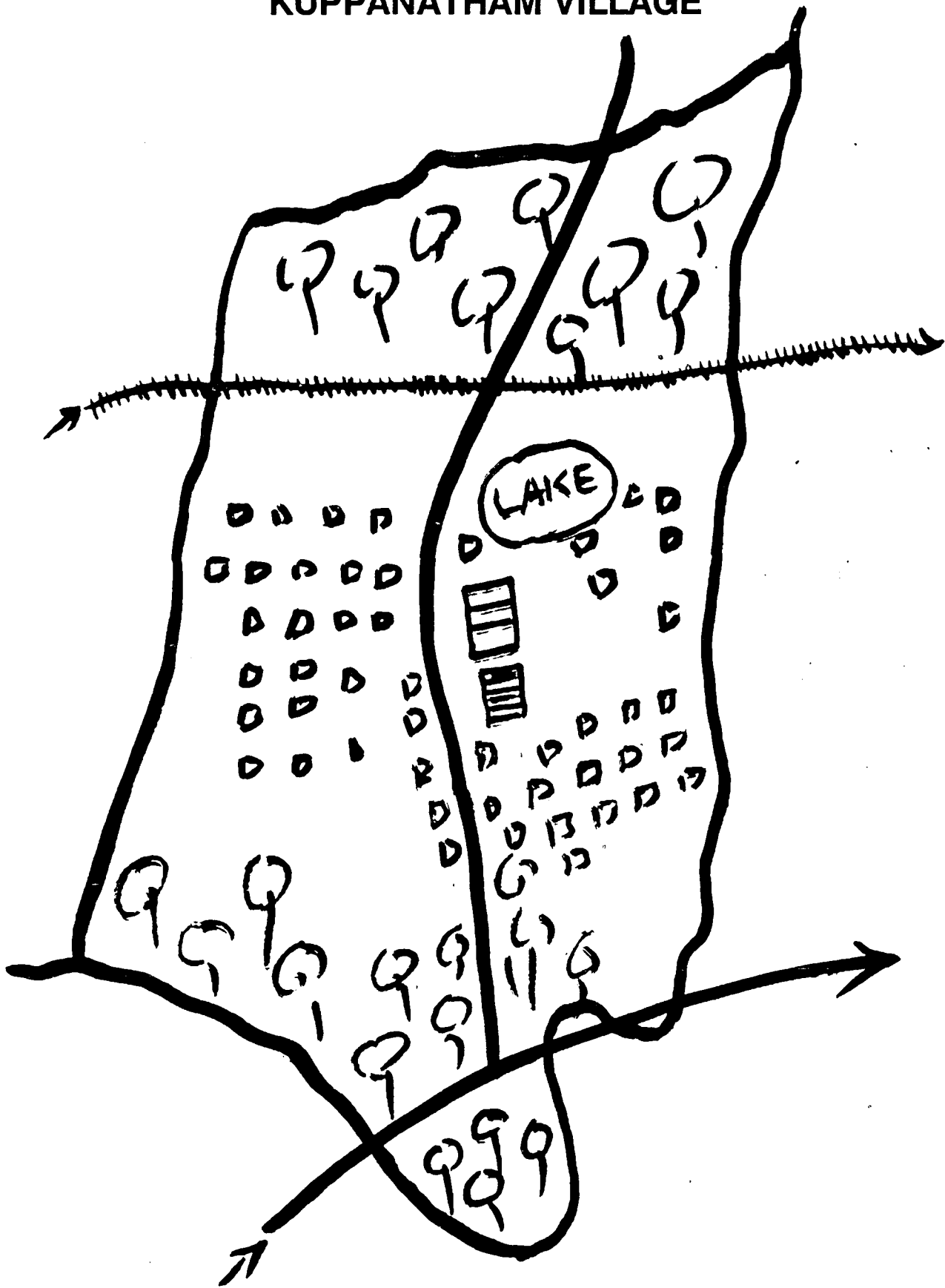
**DISTRICT PRIMARY EDUCATION PROGRAMME**

**SOUTH ARCOT DISTRICT**

**VIRUDHACHALAM RANGE**

NAME OF THE SCHOOL	STD					CLASS ROOMS	CHILDREN NOT IN SCHOOL	TEACHERS
	I	II	III	IV	V			
P.U.Ele. SCHOOL VANNANKUDIKADU	48	36	42	33	26	1	28	4

SOUTH ARCOT DISTRICT  
KUPPANATHAM VILLAGE



**DISTRICT PRIMARY EDUCATION PROGRAMME  
SOUTH ARCOT DISTRICT**

**VIRUDHACHALAM RANGE**

NAME OF THE SCHOOL	STD					CLASS ROOMS	CHILDREN NOT IN SCHOOL	TEACHERS
	I	II	III	IV	V			
P.U. Ele. SCHOOL KUPPANATHAM	46	39	36	49	36	2	33	5

**DISTRICT PRIMARY EDUCATION PROGRAMME  
SOUTH ARCOT DISTRICT**

**VIRUDHACHALAM RANGE**

**LIST OF SCHOOLS NEEDS DRINKING WATER FACILITIES**

**I P.U. Ele. School:-**

1. Aladi
2. Kanniyankuppam
3. Thottikuppam
4. Paravalur
5. Karuveppilankurichi

**LIST OF SCHOOLS NEEDS ELECTRICITY FACILITIES**

**P.U. SCHOOLS:-**

1. Aladi
2. Mathur
3. Mangalampet (Main)
4. Karuveppilankurichi
5. Thoravalur

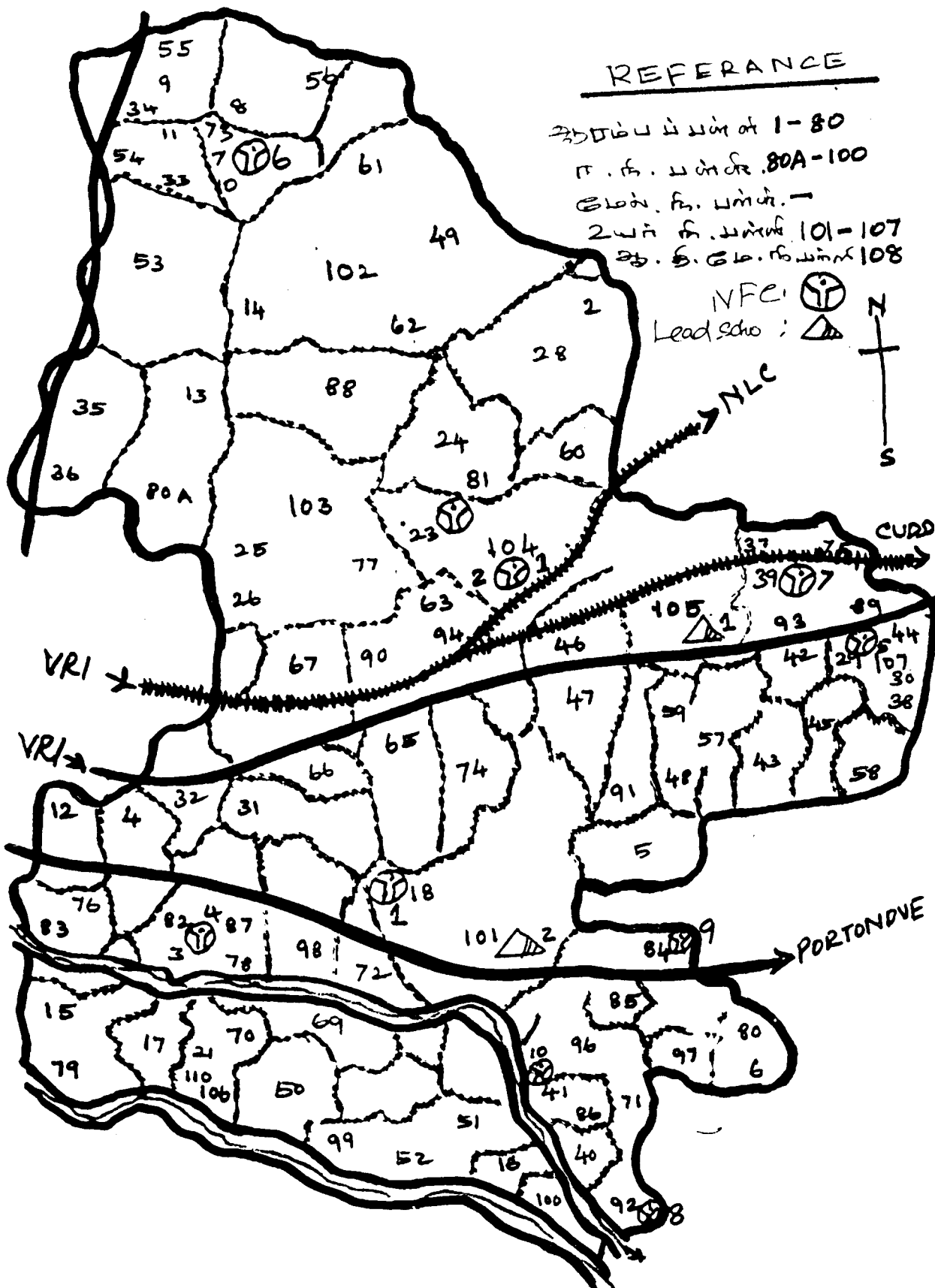
**LIST OF SCHOOLS NEEDS TOILETS FACILITIES**

**P.U. SCHOOLS**

- 1 Mangalampet (Main)



# SOUTH ARCOT DISTRICT KAMMAPURAM RANGE



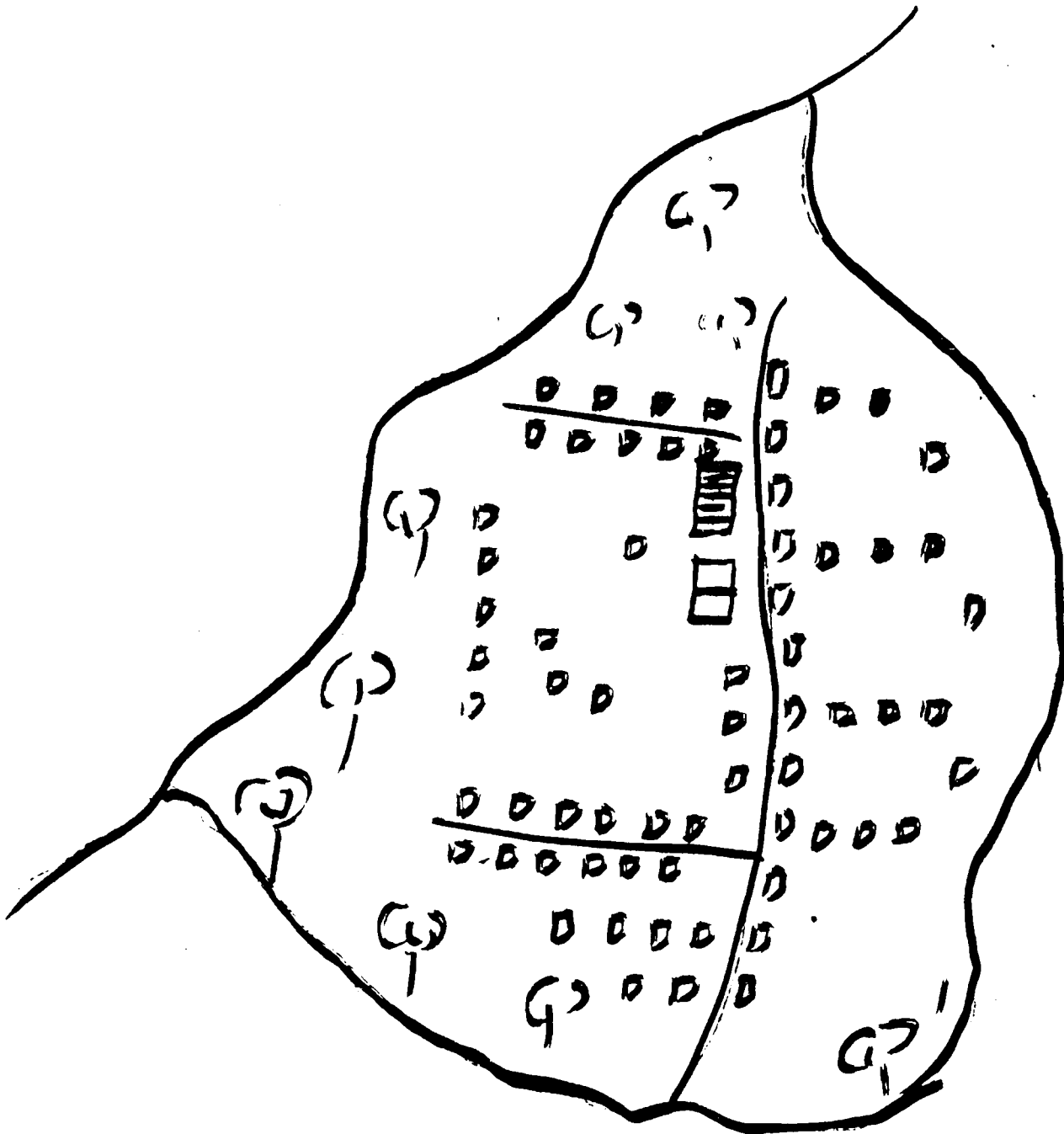
**DISTRICT PRIMARY EDUCATION PROGRAMME  
SOUTH ARCOT DISTRICT**

**KAMMAPURAM RANGE  
LIST OF SCHOOLS**

1.	Thoppulikuppam	31.	U.Kolappam
2.	Seduthankuppam	32.	Sathamangalam
3.	Sottavanam	33.	Kokoanpalayam
4.	Ko-Mavidanthai	34.	Kalarkuppam
5.	Mumudhchologan	35.	Palayapattinam
6.	Thermanallur	36.	Palayaedakuppam
7.	Irulakurichi	37.	Cadakuppam
8.	Nadiapattu	38.	Seerankuppam
9.	Pallakollai	39.	Gangaikondan
10.	Ramanathapuram	40.	Perundurair
11.	Ponndiankuppam	41.	Periyakottumulai
12.	Ko-Ponneri	42.	Keppathi
13.	P.K.Veerattikuppam	43.	Managathi
14.	Merlikirupu	44.	Veenangoni
15.	Karmangudi	45.	Uyyakondaravi
16.	Keeramangalam	46.	Vadakuvellore
17.	A. Valliam	47.	Therkkuvellore
18.	Kammapuram	48.	Melpappanapattu
19.	Ka-Puthur	49.	Nelladikuppam
20.	Keezhapalaiyur	50.	Marungur
21.	Melapalayur	51.	Kavanur (East)
22.	Kodumannur	52.	Kavanur Elementary school
23.	Melakuppam	53.	Aided
24.	Chinnakappankulam	54.	Manakollai
25.	Mudanai	55.	Kokkanpalayam R.C
26.	Puthuviruthakirikuppam	56.	Pallakollai
27.	Vrithakirikuppam	57.	Mudapuli
28.	Kaikalarkuppam	58.	Puduilavarasampattu
29.	Seplanatham (north)	59.	Kottagam
30.	Seplanatham (south)	60.	Neyeli DM. Thideerkuppam

61.	Vadakkirrupu		
62.	Therkkirrupu		
63.	Velikoonakurichi		
64.	Umangalam		
65.	Kombadikuppam	94.	Kattukoonakurichi
66.	Araslakuzhi	95.	Irrupkurichi
67.	U. Agaram	96.	Sirubarappur
68.	Devankudy	97.	Villakapadi
69.	Tholour	98.	Gopalapuram
70.	Malapalayaur	99.	Kavanur (West)
71.	Peruvarappur	100.	T.Pavazhangudi
72.	Su-Keenanur		
73.	Kovinankuppam R.C		
	<b>HARIJAN WELFARE ELEMENTARY SCHOOL</b>		<b>GOVERNMENT HIGH SCHOOLS:</b>
74.	Umangalam	101.	Kammapuram
75.	Gangaikondan	102.	Irruppu
76.	Karkudal	103.	Mudanai
77.	Mudanai	104.	Melakuppam
78.	Kumaramangalam	105.	Gangaikonancolony
79.	Karmangudi	106.	V. Keeranur
80.	Dharmanallur	107.	Seplatham (North)
	<b>PANCHAYAT UNION MIDDLE SCHOOLS:</b>		<b>HARIJAN WELFARE HR. SEC. SCHOOL DHARMANALLUR</b>
80A	Kotteri		NLC Hr. Sec. Schools (B) Neyveli
81.	Ammerikuokankuppam		NLC Hr. Sec. Schools (S) Neyveli
82.	Ko-Adanur		<b>ELEMENTARYSCHOOLS:</b>
83.	Karmudal		C. Keeranur
84.	U. Adanur		Gangaikodan (Colony)
85.	Sathapadi		
86.	Chinnakottikulai		
87.	Kumarannangalam		
88.	Periyakappankulam		
89.	Sanarapalayam		
90.	Uthangal		
91.	Veppanukurichi		
92.	Ottimedu		
93.	A. Kuravankuppam		

**SOUTH ARCOT DISTRICT  
ERULAKKURICHI VILLAGE**



**DISTRICT PRIMARY EDUCATION PROGRAMME  
SOUTH ARCOT DISTRICT**

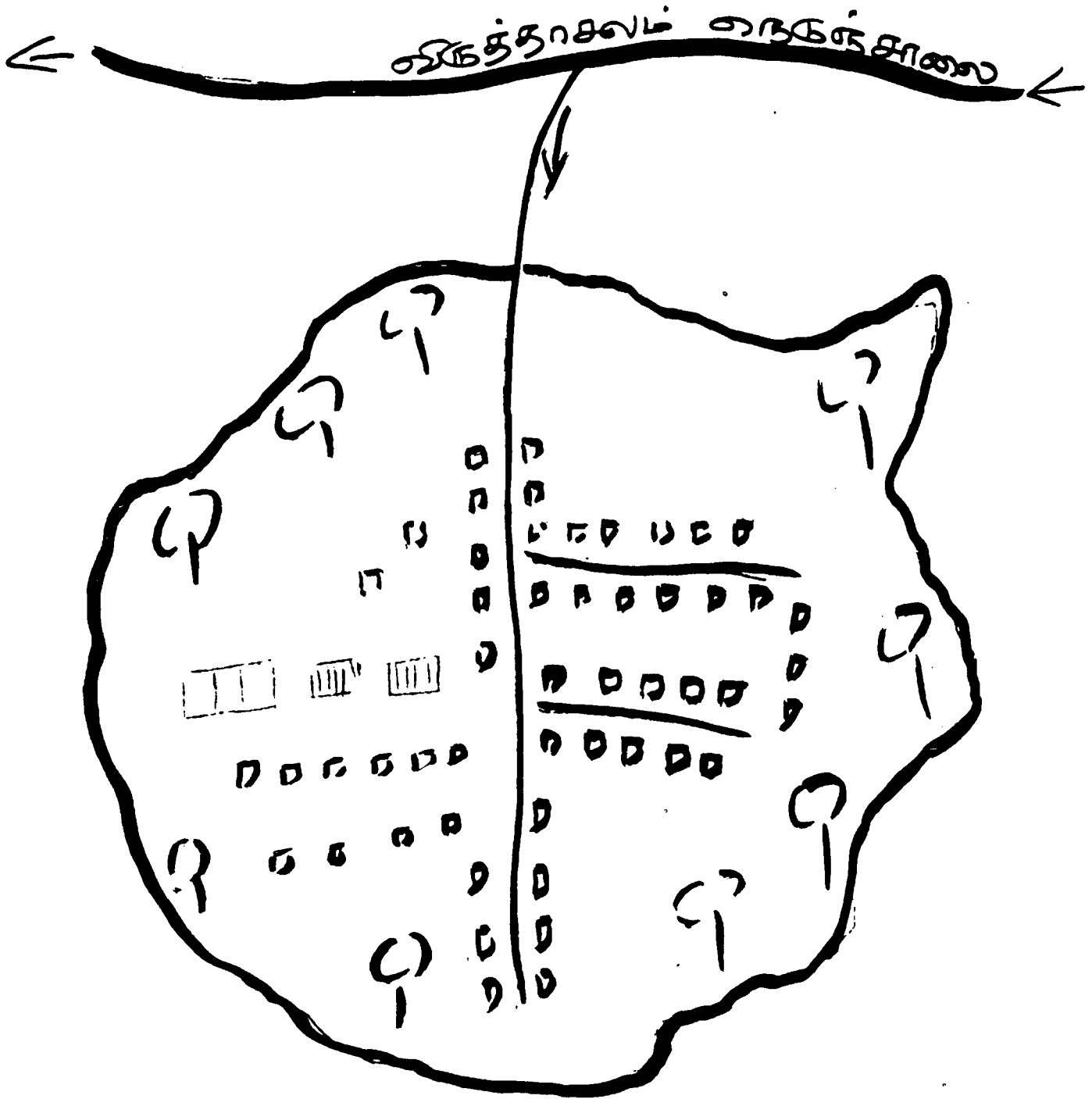
**TABLE NO.1 ABSTRACT**

**KAMMAPURAM RANGE**

**ERULAKKURICHI VILLAGE**

	Male	Female	Total
Census	770	760	1530
Schoolage children	112	77	189
Enrolled	99	58	157
Yet to be enrolled	Nil	Nil	Nil
Stagnation	2	2	4
<b>SCHOOL AGE CHILDREN</b>			
S.C.	72	40	112
S.T.	Nil	Nil	Nil

SOUTH ARCOT DISTRICT  
OTTIMEDU VILLAGE



**DISTRICT PRIMARY EDUCATION PROGRAMME**

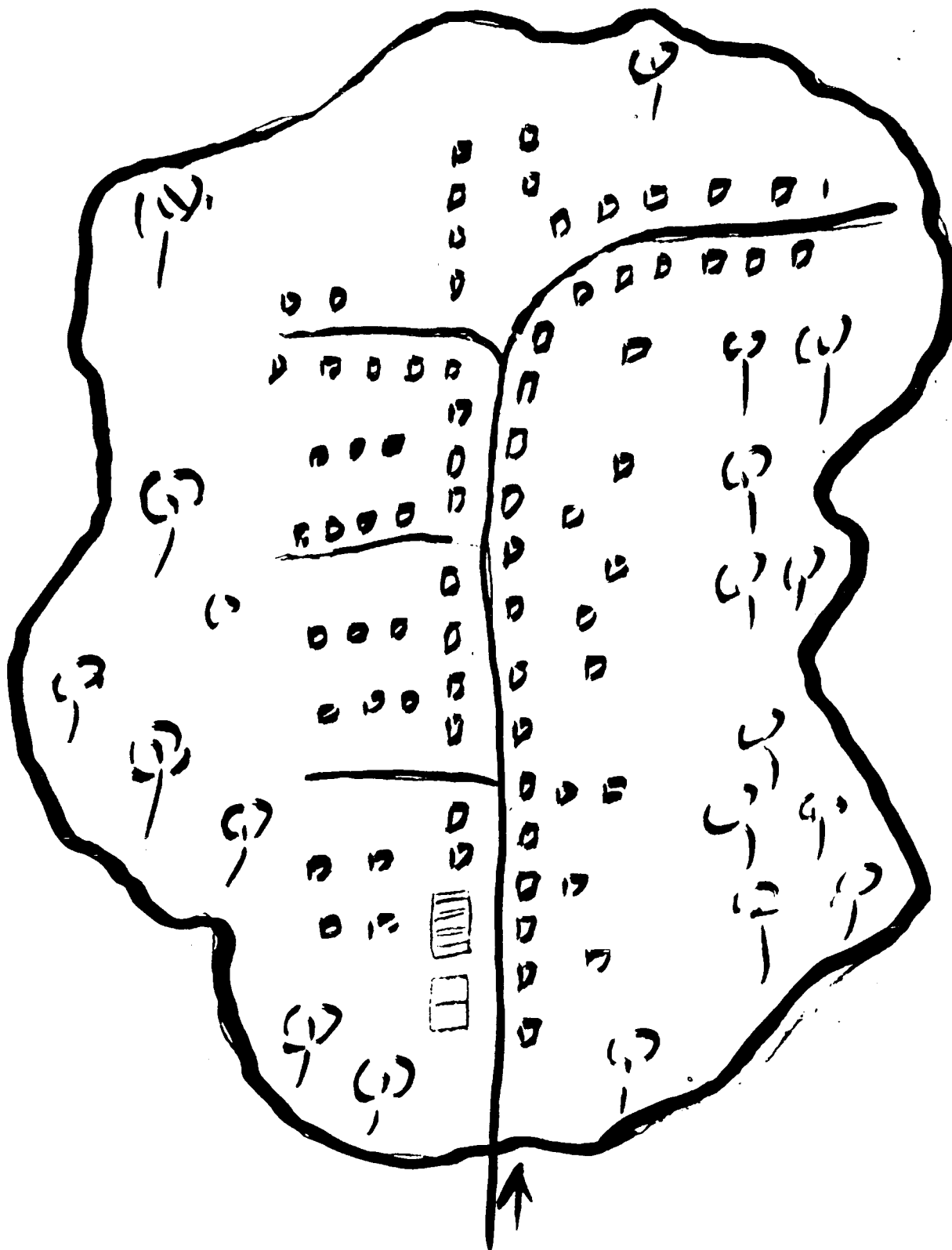
**SOUTH ARCOT DISTRICT**

**KAMMAPURAM RANGE**

**OTTIMEDU VILLAGE**

	Male	Female	Total
Census	454	460	914
Schools age Children	98	88	186
enrolled Children	64	66	130
Yet to be enrolled	9	10	19
Stagnation	3	3	6
<b>SCHOOL AGE CHILDREN</b>			
S.C	38	32	-
S.T	Nil	Nil	Nil

**SOUTH ARCOT DISTRICT  
MELAKUPPAM VILLAGE**





**DISTRICT PRIMARY EDUCATION PROGRAMME**

**SOUTH ARCOT DISTRICT**

**KAMMAPURAM RANGE**

**MELAKUPPAM VILLAGE**

	Male	Female	Total
Census	1064	1132	2196
School Age Children	158	132	290
enrolled Children	137	122	259
Yet to be enrolled	21	10	31
Stagnation	3	3	6
			2
<b>SCHOOL AGE CHILDREN</b>			
S.C.	55	53	108
S.T.	Nil	Nil	Nil

SOUTH ARCOT DISTRICT  
THOPPILIKKUPPAM VILLAGE



**DISTRICT PRIMARY EDUCATION PROGRAMME**

**SOUTH ARCOT DISTRICT**

**KAMMAPURAM RANGE**

**THOPPILIKUPPAM VILLAGE**

	Male	Female	Total
Census	803	707	1510
School Age Children	159	157	316
Enrolled	84	84	168
Yet to be Enrolled	71	70	141
Stagnation	3	2	5
<b>SCHOOL AGE CHILDREN</b>			
S.C.	53	27	80
S.T.	Nil	Nil	Nil



**DISTRICT PRIMARY EDUCATION PROGRAMME**

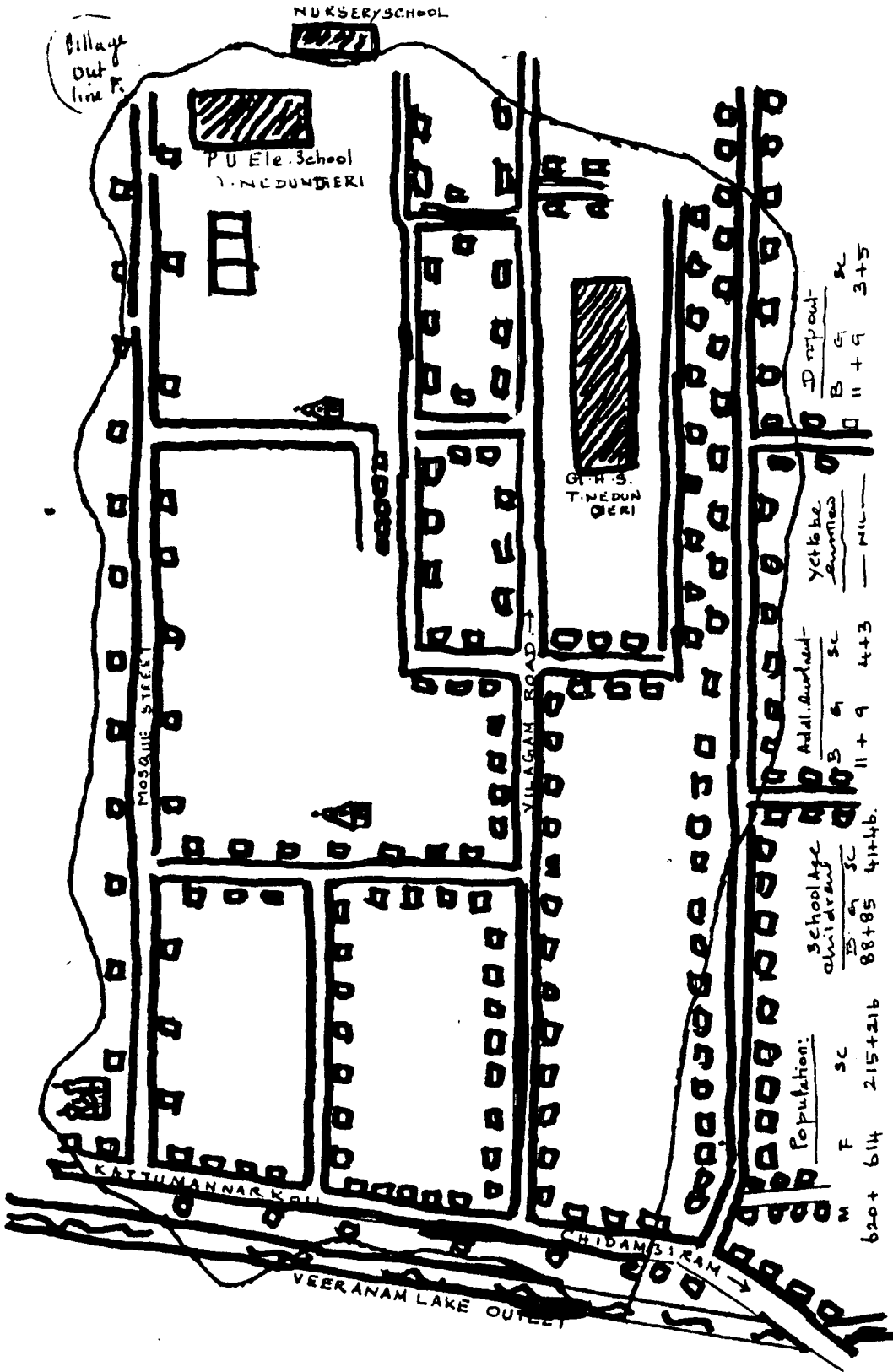
**SOUTH ARCOT DISTRICT**

**KEERAPALAYAM RANGE**

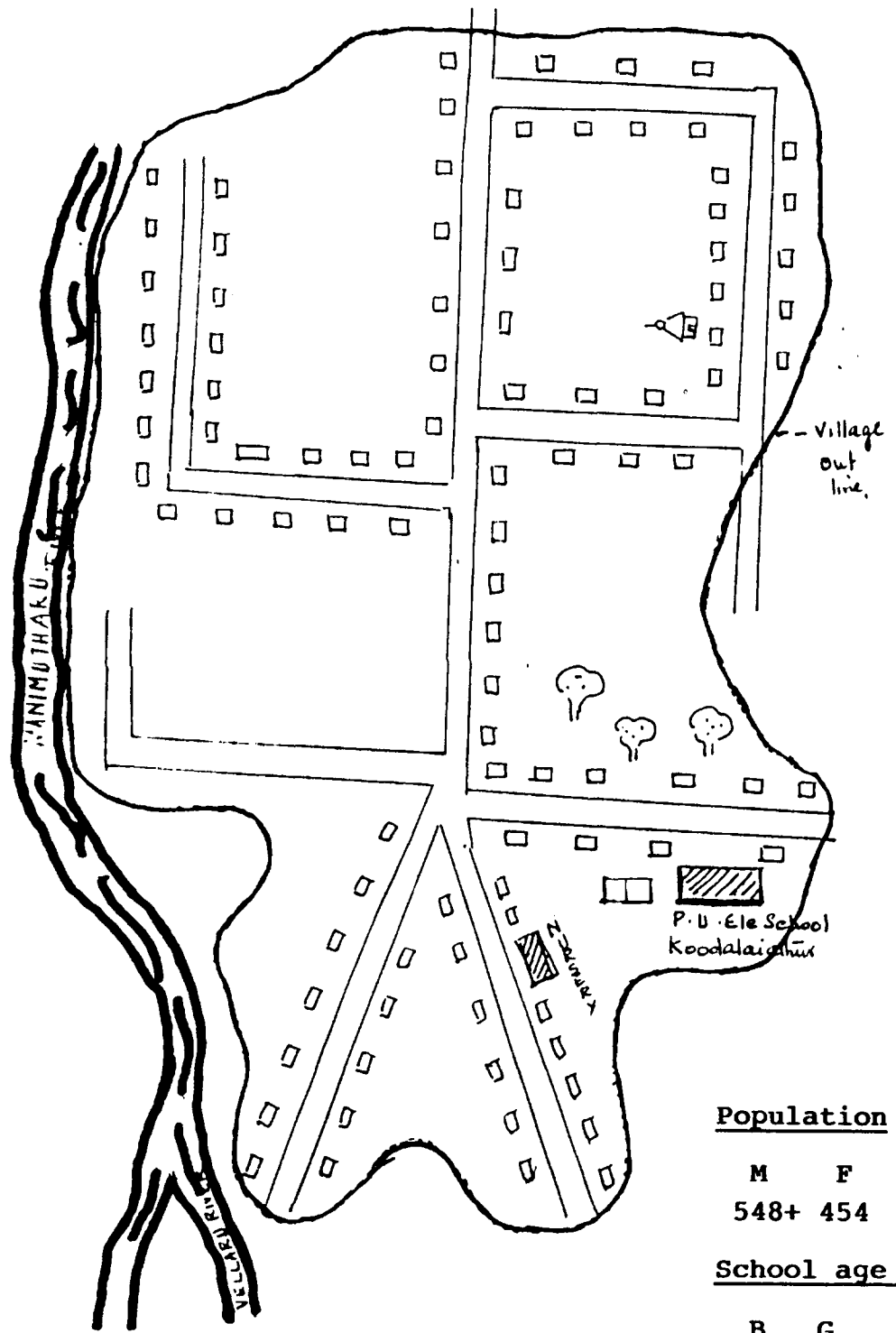
**(Facilities on Priority Wise)**

<b>i - Drinking Water Facilities</b>		
1.	Panchayat Union Ele School	VATTATHUR
2.	Panchayat Union Ele School	THANDAKARANKUPPAM
3.	Panchayat Union Ele School	THUNISIRAMEDU
4.	Panchayat Union Ele School	PERUR
5.	Panchayat Union Ele School	PALAYANKOTTAI
<b>II - Toilet Facilities</b>		
1.	P.U. Ele. School	KALIAMALAI
<b>III - Electricity Facilities:-</b>		
1.	P.U. Ele. School	KEERAPALAYAM
2.	P.U. Ele. School	POOTHANGUDI
3.	P.U. Ele. School	T.NEDUNJERI
4.	P.U. Ele. School	THERKUPALAYAM
5.	P.U. Ele. School	VELLIAKUDI
<b>IV - Lead school:-</b>		
1.	Government High School	KEERAPALAYAM
<b>V - Sub Lead School:-</b>		
1.	Government High School	PALAYANKOTTAI

# SOUTH ARCOT DISTRICT T. NEDUNJERI VILLAGE



# SOUTH ARCOT DISTRICT KODALAIATHUR VILLAGE



Yet to be enrolled

-NIL-

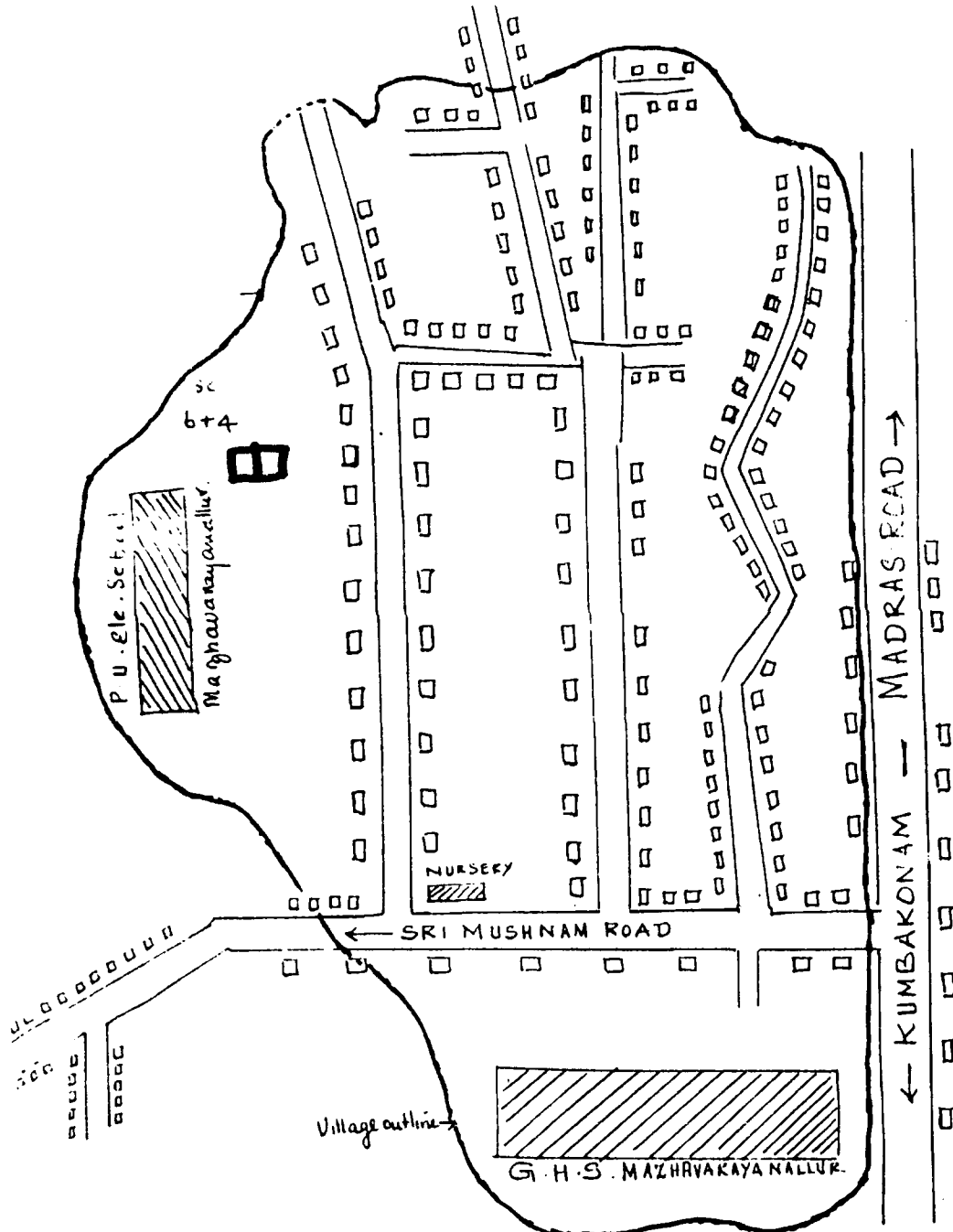
<u>Droupout</u>	<u>SC</u>
8 + 7	3 + 2

<u>Population</u>		SC
M	F	M : 176
548+	454	F : 189

<u>School age children</u>		
B	G	SC
96 + 77		33 + 27

<u>Addl. Enrolment</u>		
B	G	SC
8 + 7		3 + 3

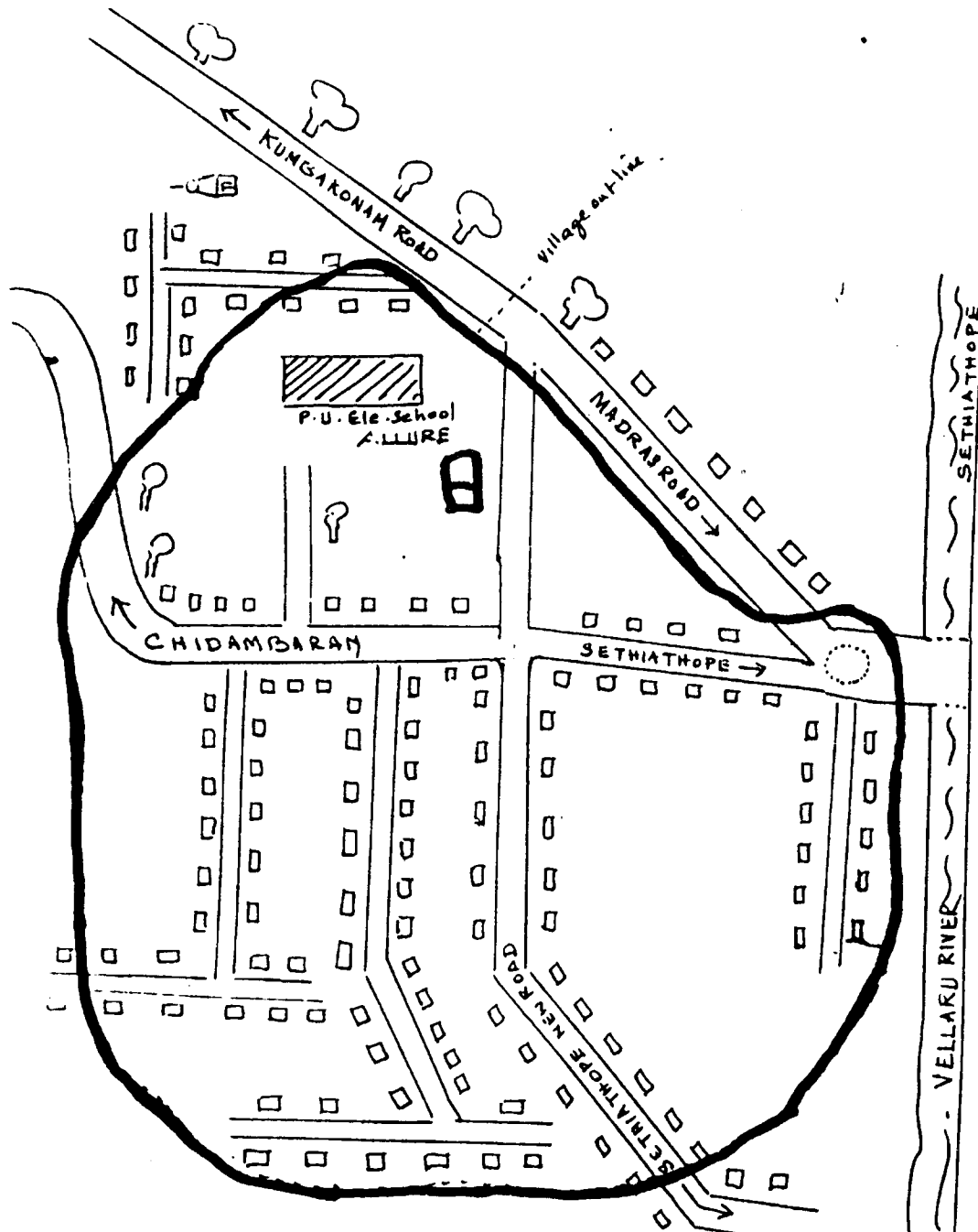
# SOUTH ARCOT DISTRICT MAZHAVARAYANALLUR VILLAGE



<u>Population</u>		<u>SC</u>	<u>Addl. Enrolment</u>			<u>Droupouts</u>	
M	F		B	G	SC	B	G
862	775	443 + 393	16	9	11 + 5		
<u>School age Children</u>			<u>Yet to be enrolled</u>			12	8
B	G	SC	B	G	SC		
91	82	51 + 39	1	2	-NIL-		

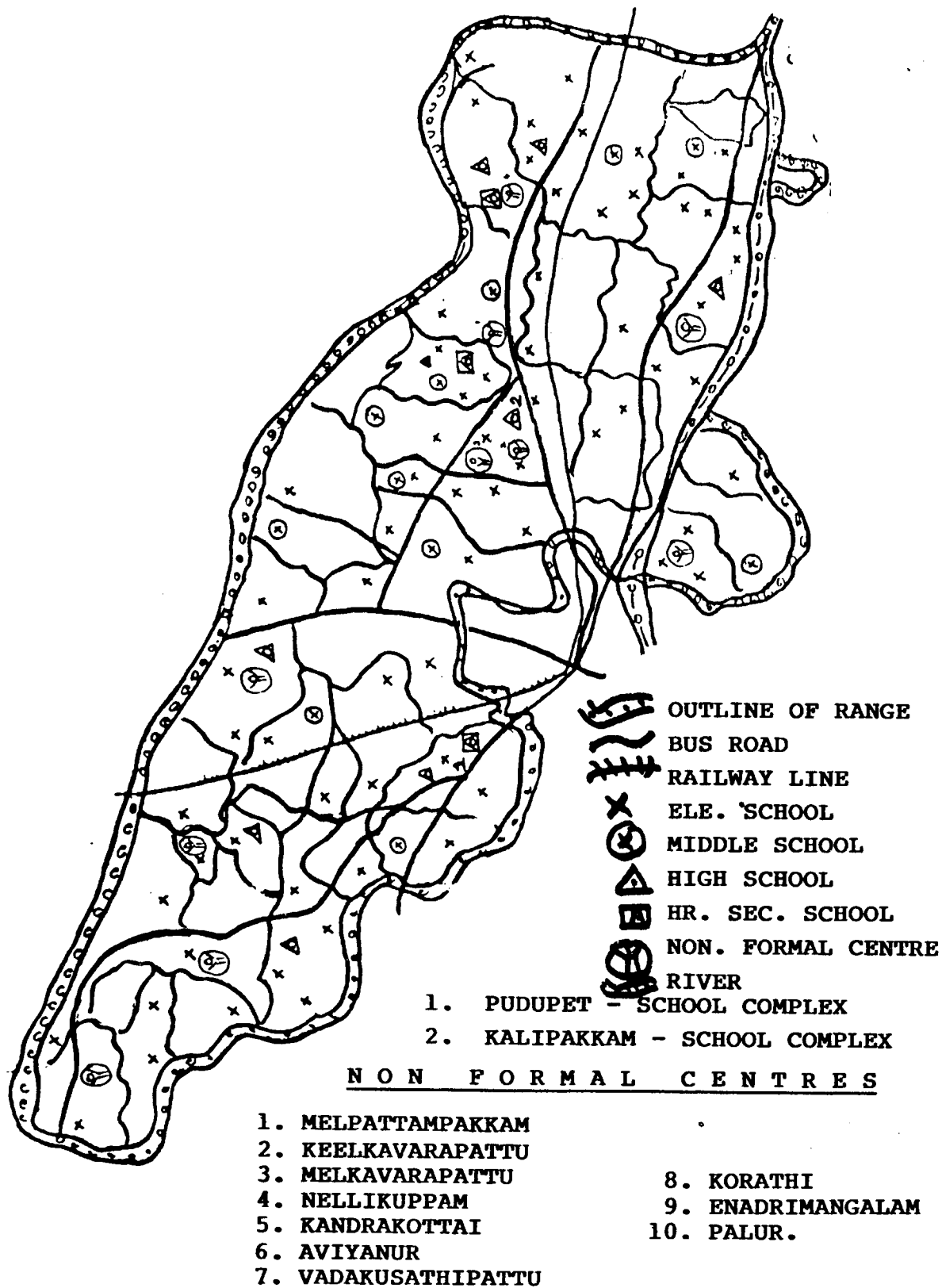


# SOUTH ARCOT DISTRICT ALLURE VILLAGE



<u>Population</u>		<u>SC</u>	<u>Addl. Emolument</u>		<u>SC</u>	
M	F	M:348	14+12		4+5	
1041	979	F:306				
<u>School age children</u>			<u>Yet to be enrolled</u>	<u>Dropouts</u>		
B	G	SC	-NIL-	B	G	SC
147	+ 156	45+37		10	+ 10	3 + 4

# SOUTH ARCOT DISTRICT ANNAGRAMAM RANGE



**DISTRICT PRIMARY EDUCATION PROGRAMME**

**SOUTH ARCOT DISTRICT**

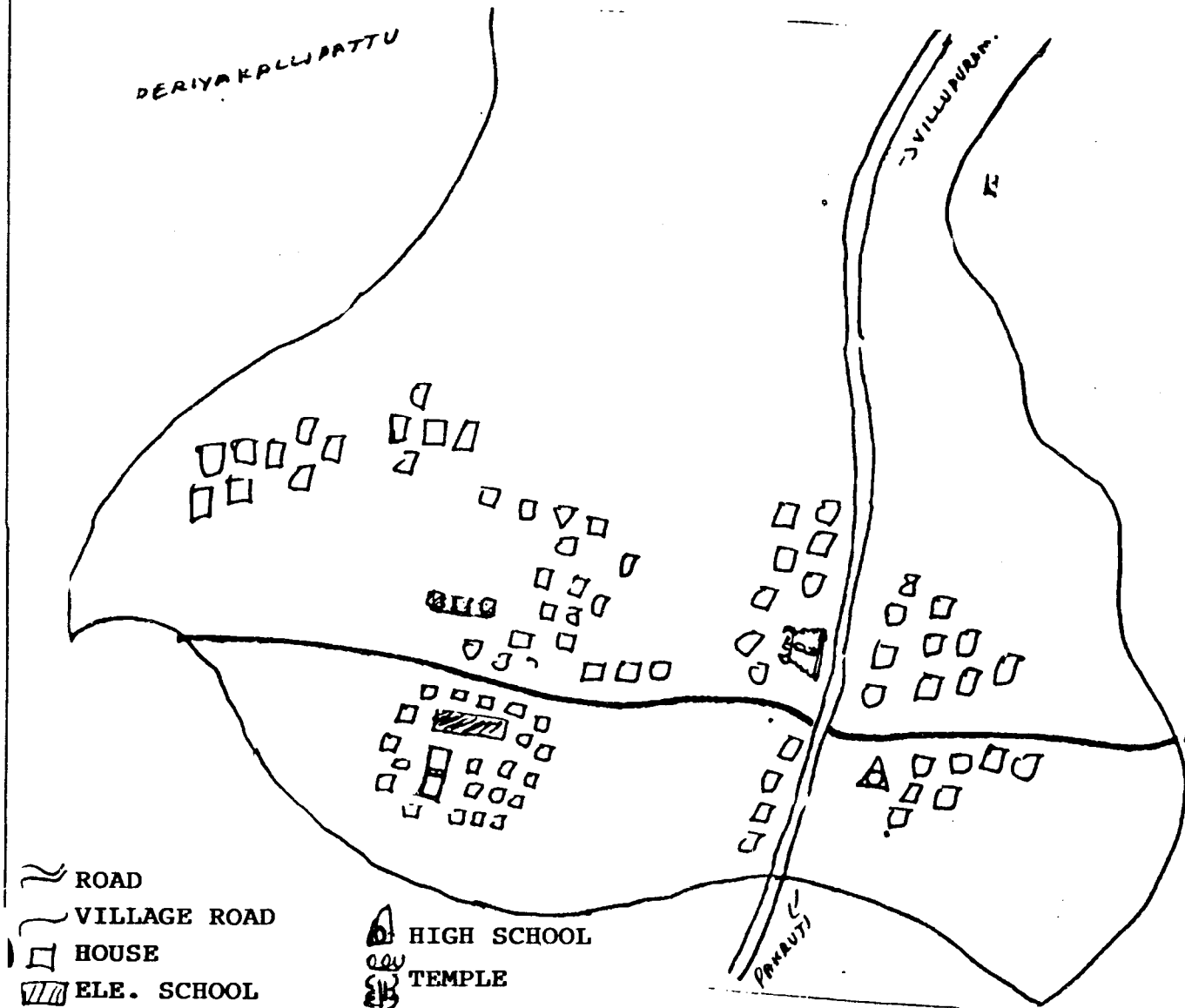
**ANNAGRAMAM RANGE**

**LIST OF SCHOOLS NEEDS ADDITIONAL BUILDINGS**

1. Panchayat Union Elementary School, Pudupettai.
2. Panchayat Union Elementary School, Kandarakottai
3. Panchayat Union Elementary School, Palur.
4. Panchayat Union Elementary School, Keelkavarapet.



# SOUTH ARCOT DISTRICT KANDRAKOTTAI VILLAGE








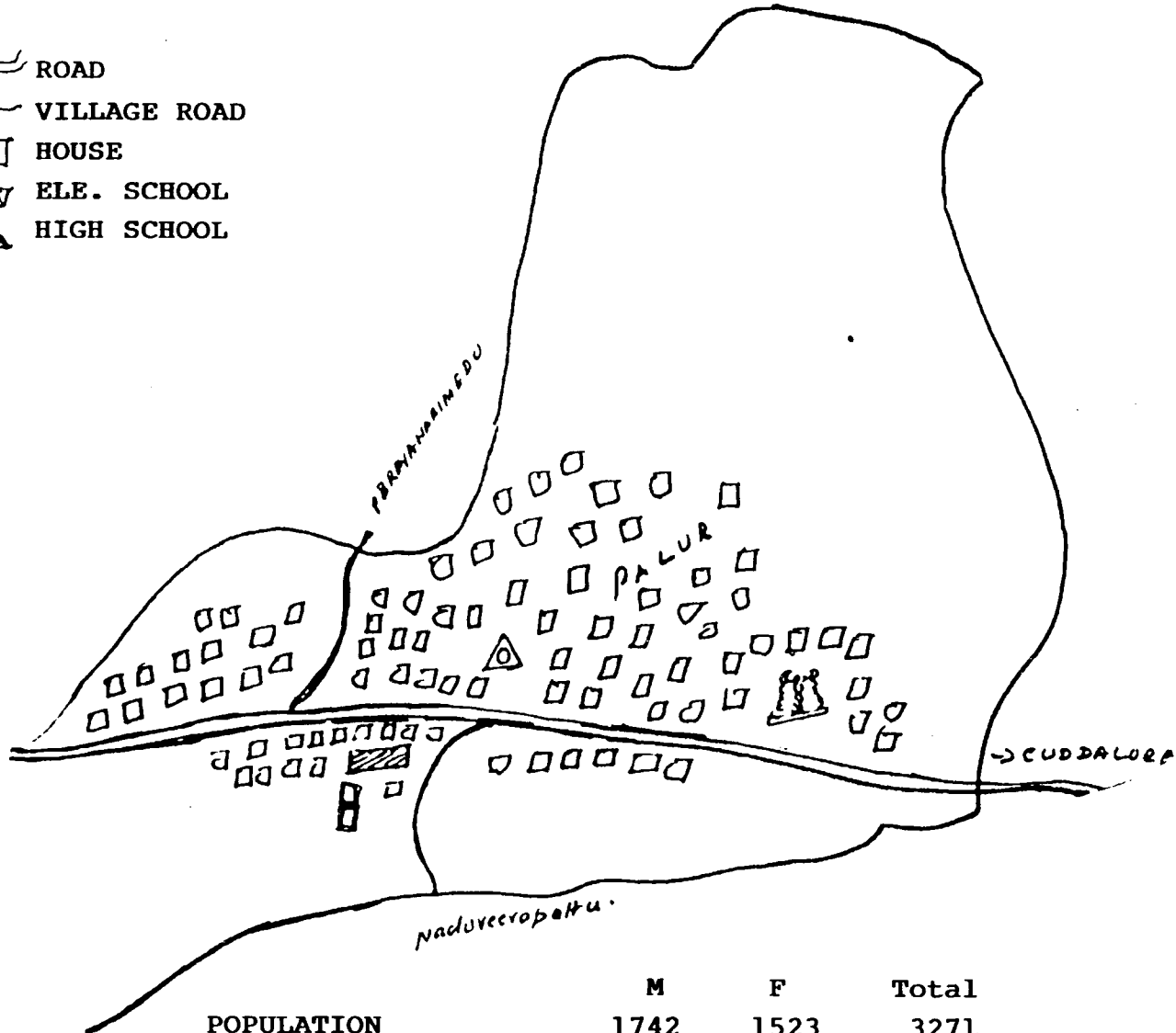
	M	F	Total
Population	961	918	1879
School age population	181	170	351
SC	121	110	231
ST	-	-	-
Enrolled	178	173	351
Yet to be enrolled	3	-	3
Dropouts	2	1	3

**DATA TO ACCOMPANY SCHOOL MAP**

NAME OF SCHOOL	I	II	III	IV	V	CLASS ROOMS	CHILDREN NOT IN SCHOOL	TEACHERS
KANDRAKOTTAI	68	82	71	72	57	2	3	5

# SOUTH ARCOT DISTRICT PALUR VILLAGE

-  ROAD
-  VILLAGE ROAD
-  HOUSE
-  ELE. SCHOOL
-  HIGH SCHOOL

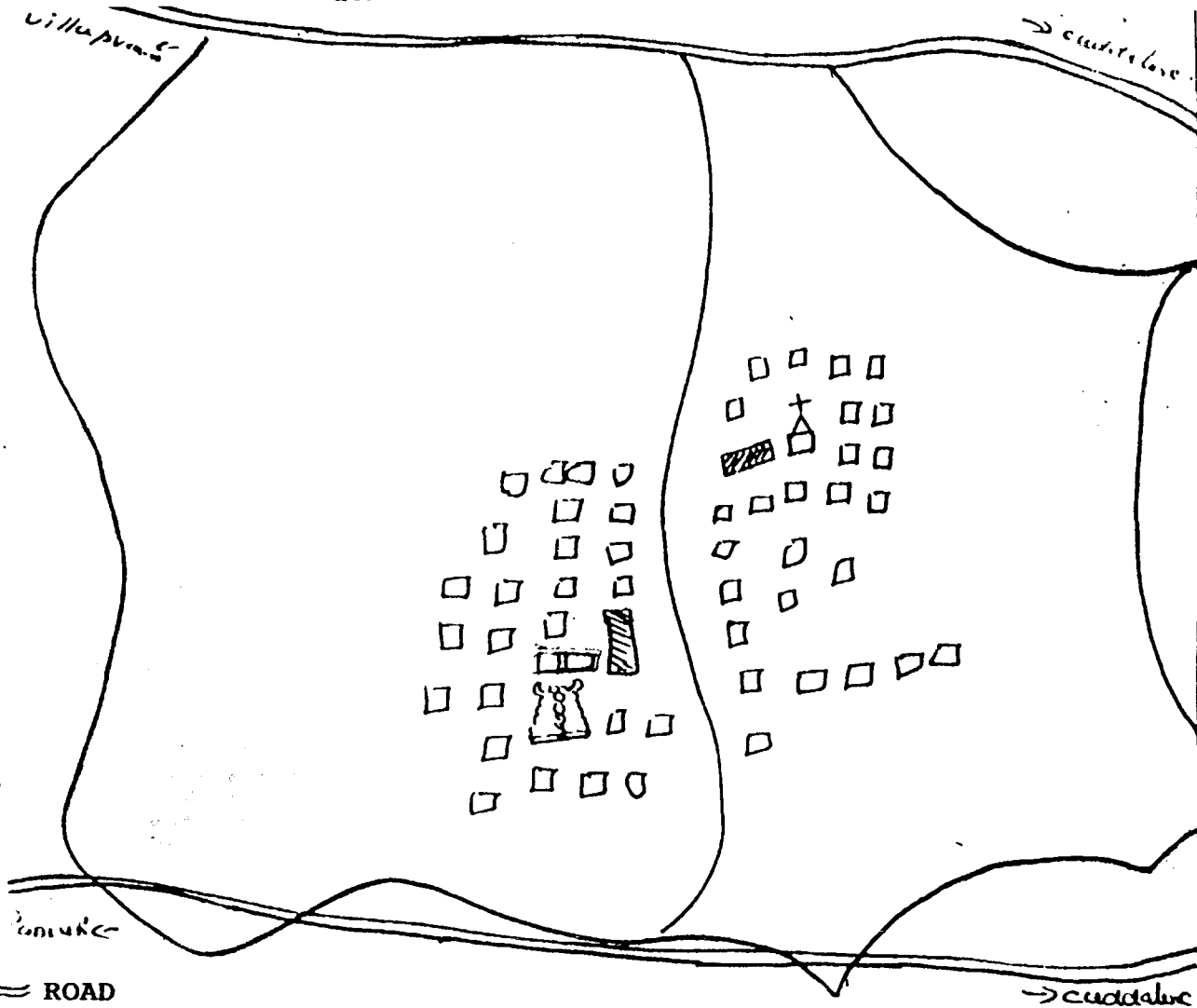


	M	F	Total
POPULATION	1742	1523	3271
SCHOOL AGE POPULATION	418	315	733
"    SC	165	119	284
"    ST	-	-	-
ENROLLED	329	256	585
YET TO BE ENROLLED	89	59	148
DROP OUTS	3	2	5

**DATA TO ACCOMPANY SCHOOL MAP**

NAME OF SCHOOL	I	II	III	IV	V	CLASS ROOMS	CHILDREN NOT IN SCHOOL	TEACHERS
PALUR	124	110	119	126	104	6	5	10

# SOUTH ARCOT DISTRICT KILKAVARAPATTU VILLAGE



- ROAD
- VILLAGE ROAD
- TEMPLE
- CHURCH
- HOUSE
- ELE. SCHOOLS

	M	F	Total
POPULATION	183	242	425
SCHOOL AGE POPULATION	68	61	129
SC	-	-	-
ST	-	-	-
ENROLLED	87	88	175
YET TO BE ENROLLED	-	-	-
DROP OUTS	2	1	3

**DATA TO ACCOMPANY SCHOOL MAP**

NAME OF SCHOOL	I	II	III	IV	V	CLASS ROOMS	CHILDREN NOT IN SCHOOL	TEACHERS
KILKAVARAPATTU	38	35	34	31	37	2	3	5

**DISTRICT PRIMARY EDUCATION PROGRAMME  
SOUTH ARCOT DISTRICT**

**ANNAGRAMAM RANGE  
LIST OF SCHOOLS NEEDS TOILET FACILITIES**

1. Panchayat Union School, Palur.

**LIST OF SCHOOLS NEEDS ELECTRICITY FACILITIES**

1. Panchayat Union Elementary School, Thorappadi.
2. Panchayat Union Elementary School, Pudupettai.
3. Panchayat Union Elementary School, Andipalayam.
4. Panchayat Union Elementary School, Elumedu.
5. Panchayat Union Elementary School, Enathirimangalam.

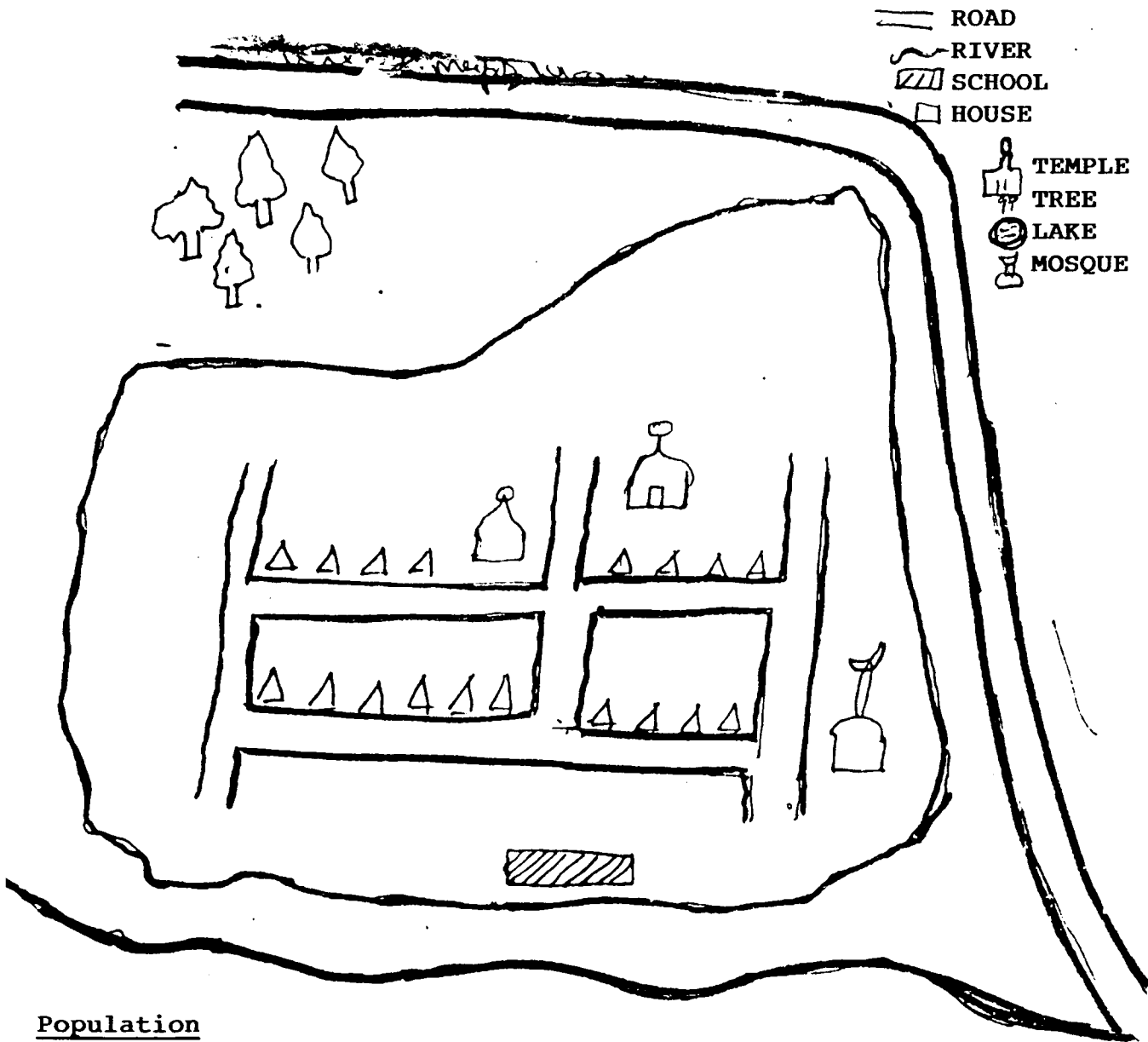
**LIST OF SCHOOLS NEEDS DRINKING WATER FACILITIES**

1. Panchayat Union Elementary School, Pudupettai.
2. Panchayat Union Elementary School, Keelkavarapet.
3. Panchayat Union Elementary School, Melkumaramangalam (Colony)
4. Panchayat Union Elementary School, Reddikuppam. Reddikuppam
5. Panchayat Union Elementary School, Agaram.





# SOUTH ARCOT DISTRICT MANGALUR BLOCK



## Population

	MALE	FEMALE	TOTAL
SC	293	298	591
BC	398	365	763
MBC	89	84	173
OC	7	11	18
	-----	-----	-----
	787	758	1545
	-----	-----	-----

Roll	I	II	III	IV	V	TL
	11+20	, 15+14	, 12+11	, 15+10	, 13+11	= 66+66
	YET TO BE ENROLLED : 0+2					
	TO BE CONSTRUCTED - 1					

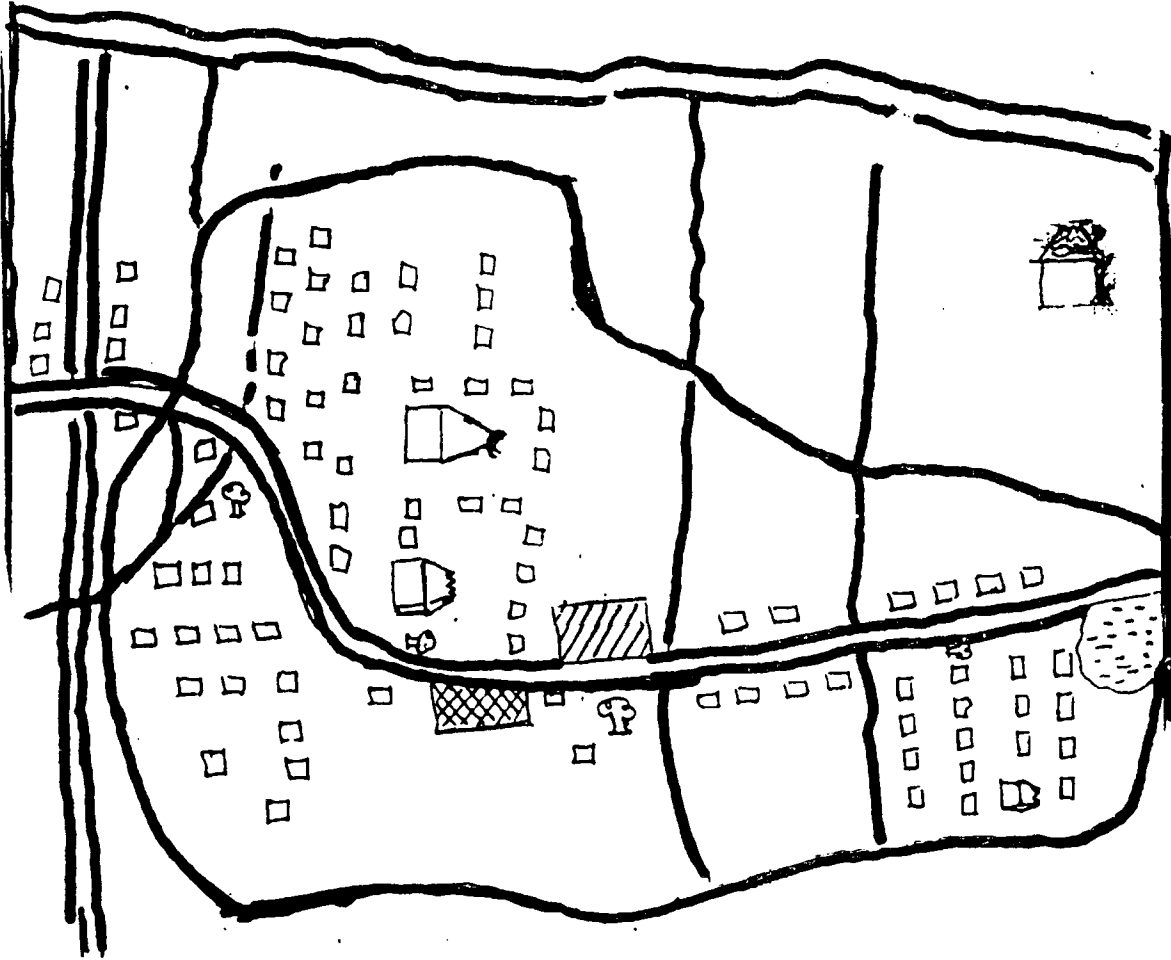
**DISTRICT PRIMARY EDUCATION PROGRAMME**

**SOUTH ARCOT DISTRICT**

**MANGALUR UNION**

Name of School	Grade	Grade	Grade	Grade	Grade	Class Rooms	Children	Teachers
	1.	2.	3.	4.	5.			
Pasar	11+20	15+14	12+11	15+10	13+11	2	Nil	4

**SOUTH ARCOT DISTRICT  
KEELAKALPOONDI VILLAGE**



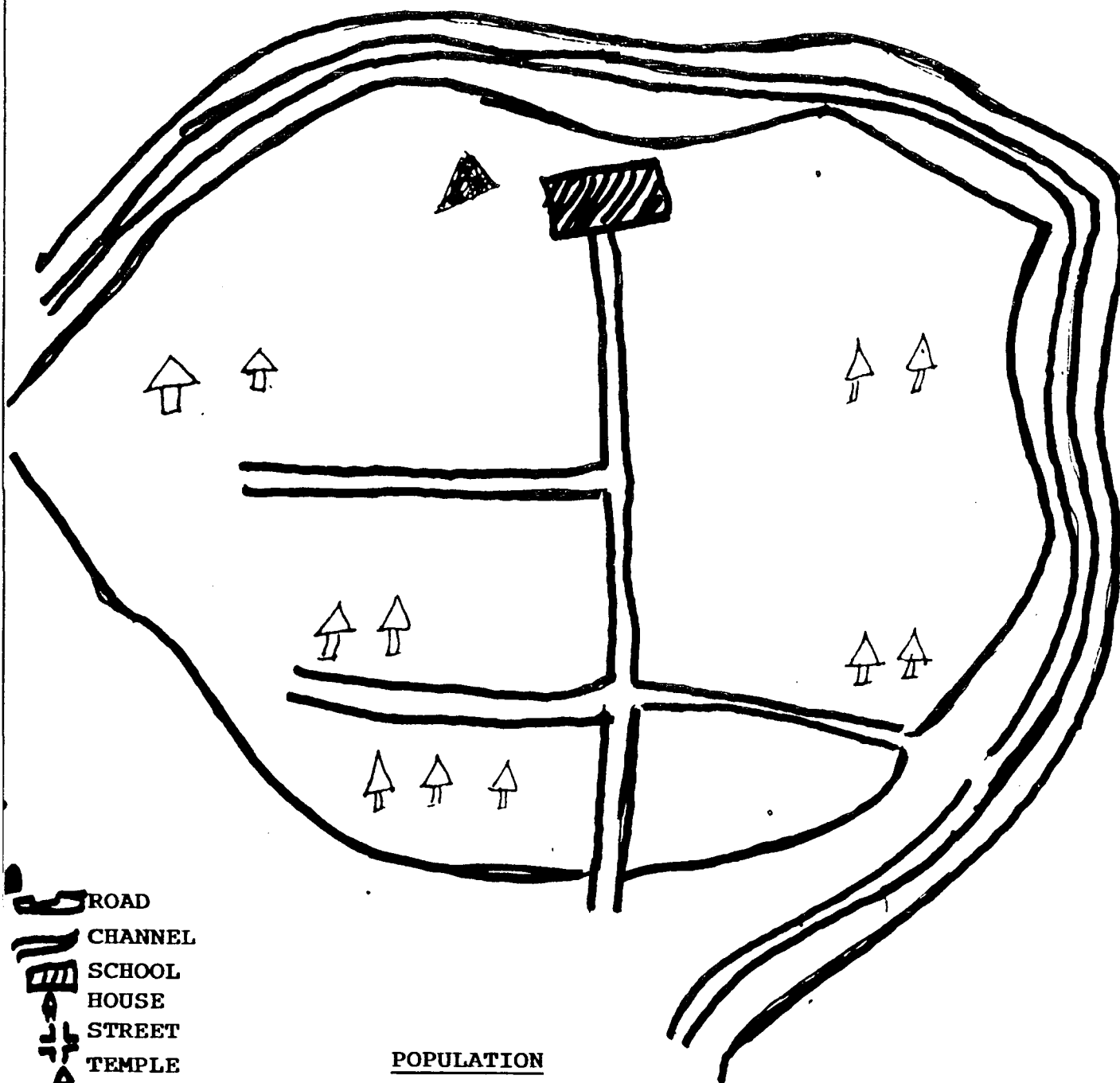
**DISTRICT PRIMARY EDUCATION PROGRAMME**







**SOUTH ARCOT DISTRICT**

**MANGALUR UNION**

Name of School	Grade	Grade	Grade	Grade	Grade	Class Rooms	Children not in School	Teachers
	1.	2.	3.	4.	5.			
Keelakalpoondi	44+31	20+22	30+24	38+27	27+17	3	Nil	6

# SOUTH ARCOT DISTRICT PULIVALAM VILLAGE



-  ROAD
-  CHANNEL
-  SCHOOL
-  HOUSE
-  STREET
-  TEMPLE

### POPULATION

	Male	Female	Total
SC	215	221	436
MBC	349	341	690
OC	-	-	-
Total	564	562	



To be constructed

ROLL

I  
20+20

II  
23+15

III  
18+17

IV  
18+15,

V  
15+9 =

TL  
94+76

Yet to be enrolled 2+1

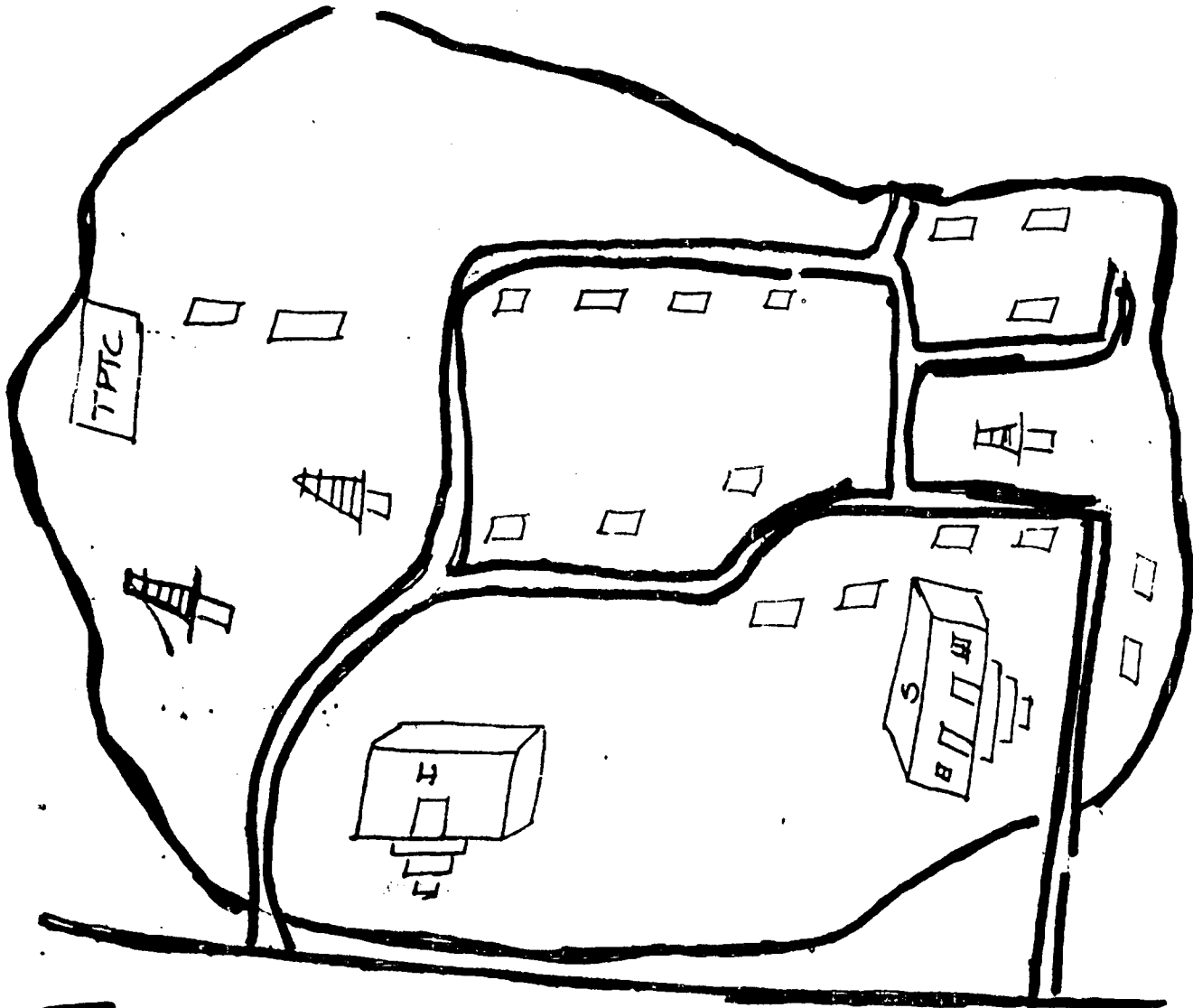
**DISTRICT PRIMARY EDUCATION PROGRAMME**

**SOUTH ARCOT DISTRICT**

**MANGALUR UNION**








Name of School	Grade	Grade	Grade	Grade	Grade	Class Rooms	Children not in School	Teachers
	1.	2.	3.	4.	5.			
Pulivalam	20+20	23+15	18+17	18+15	15+9	2	Nil	3

# SOUTH ARCOT DISTRICT T. ELAMANGALAM VILLAGE



 Road (Jittagudito Jhooludur)

CENSUS:

-  STREET
-  KOIL
-  HOUSE
-  SCHOOL
-  HOSPITAL
-  LAKE
-  TPTC

	Male	Female	Total
SC	617	608	
BC	38	40	
MBC	160	139	
OC	-	-	
<b>Total</b>	<b>815</b>	<b>787</b>	

ROLL            I            II            III            IV            V  
 20+10, 14+10, 20+14, 15+19, 23+10

Yet to be enrolled    2+1

To be constructed.



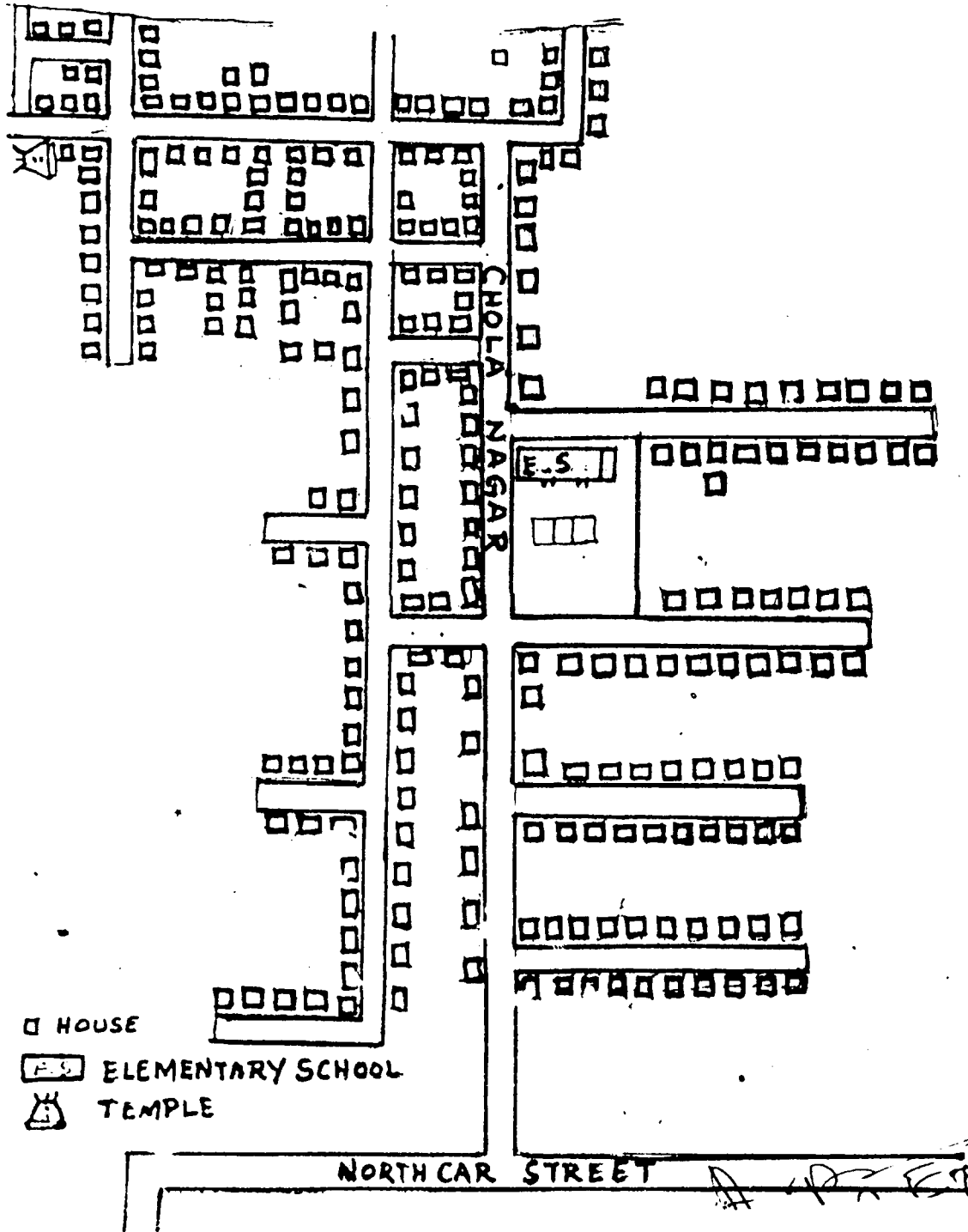
**DISTRICT PRIMARY EDUCATION PROGRAMME**  
**SOUTH ARCOT DISTRICT**

**MANGALUR UNION**

Name of School	Grade	Grade	Grade	Grade	Grade	Class Rooms	Children not in School	Teacher
	1.	2.	3.	4.	5.			
T.Elamangalam	20+10	14+10	20+14	15+19	23+10	2	Nil	5



# SOUTH ARCOT DISTRICT CHOLA NAGAR



State High Ways

Major District Road

Other District Road

Panchayat Union Road

Panchayat Road

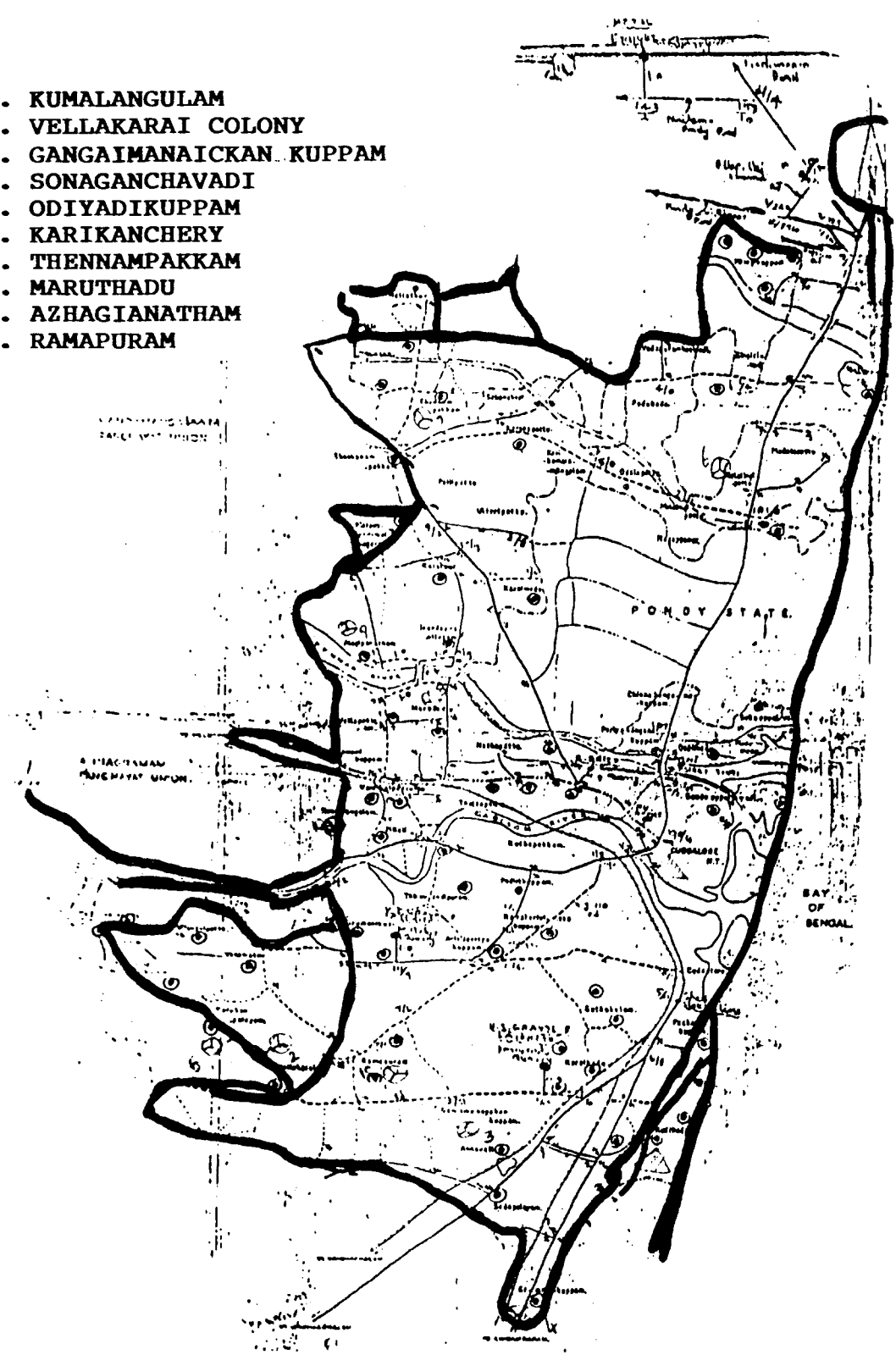
Railway Line

Sugarcane Road



# SOUTH ARCOT DISTRICT

1. KUMALANGULAM
2. VELLAKARAI COLONY
3. GANGAIMANAICKAN KUPPAM
4. SONAGANCHAVADI
5. ODIYADIKUPPAM
6. KARIKANCHERY
7. THENNAMPAKKAM
8. MARUTHADU
9. AZHAGIANATHAM
10. RAMAPURAM



**DISTRICT PRIMARY EDUCATION PROGRAMME**

**SOUTH ARCOT DISTRICT**

**CUDDALORE RANGE**

**LIST OF SCHOOLS NEEDS ADDITIONAL BUILDINGS**

1. Panchayat Union Elementary School, C.N Palayam
2. Panchayat Union Elementary School, Varakkalpattu
3. Panchayat Union Elementary School, Karaikadu Colony
4. Panchayat Union Elementary School, Va zhisothanai Palayam

**DISTRICT PRIMARY EDUCATION PROGRAMME**

**SOUTH ARCOT DISTRICT**

**CUDDALORE RANGE**

**LIST OF SCHOOLS NEEDS DRINKING WATER FACILITIES**

1. Panchayat Union Elementary School, Thrima nikuzhi
2. Panchayat Union Elementaty School, Gunduuppalavadi
3. Panchayat Union Elementary School, Ramapuram (West)
4. Panchayat Union Elementary School, Naduveerappattu Girls
5. Panchayat Union Elementary School, U. C. Chavadi

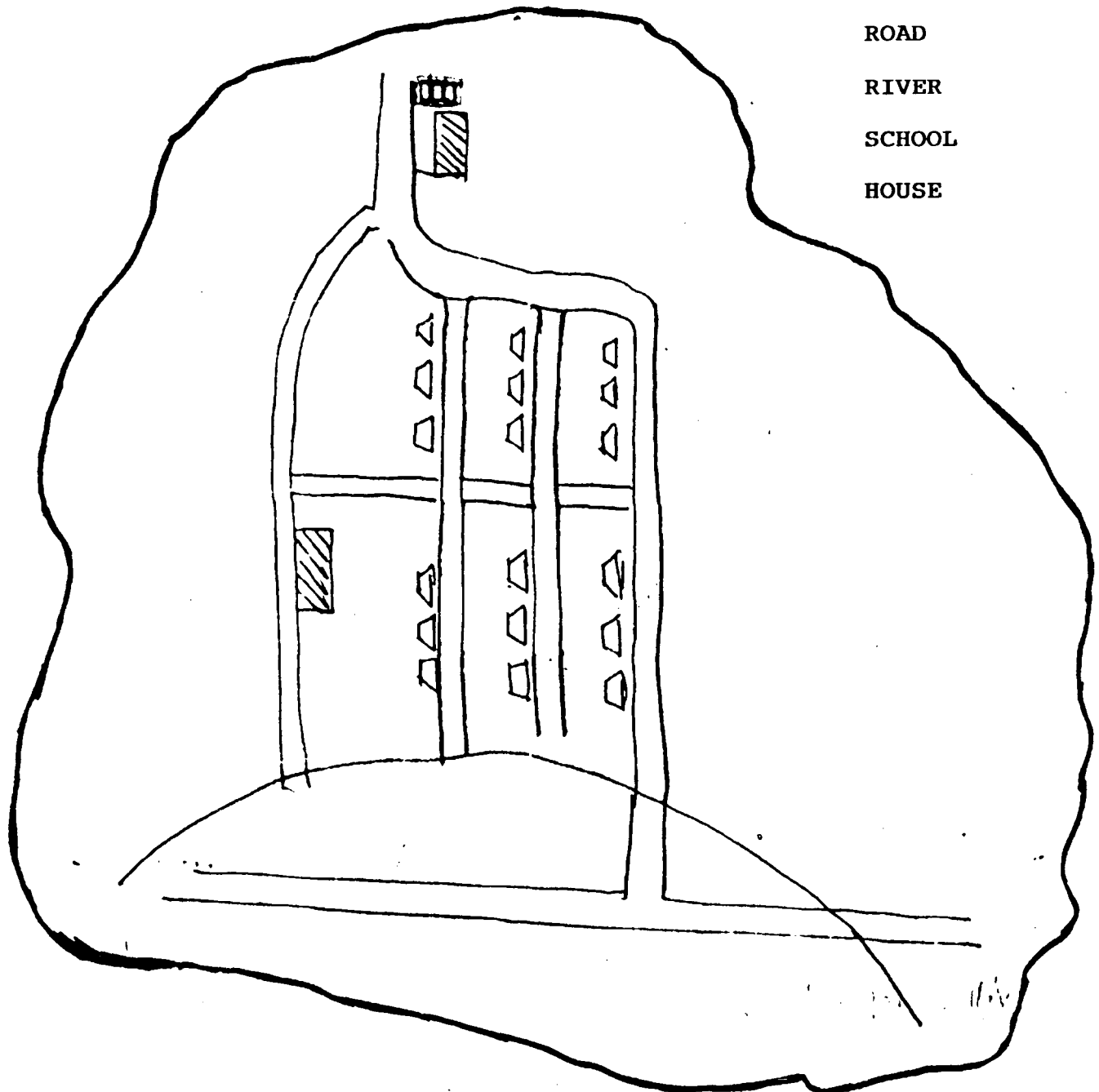
**LIST OF SCHOOLS NEEDS TOILET FACILITIES**

1. Panchayat Union School, Naduveerappattu - Girls

**LIST OF SCHOOLS NEEDS ELECTRICITY FACILITIES**

1. Panchayat Union Elementary School, Gunamangalam
2. Panchayat Union Elementary School, U.C.Chavadi
3. Panchayat Union Elementary School, Naduveerapattu-boys
4. Panchayat Union Elementary School, Sedappalayam
5. Panchayat Union Elementary School, Kannarapettai

## SOUTH ARCOT DISTRICT C.N. PALAYAM VILLAGE



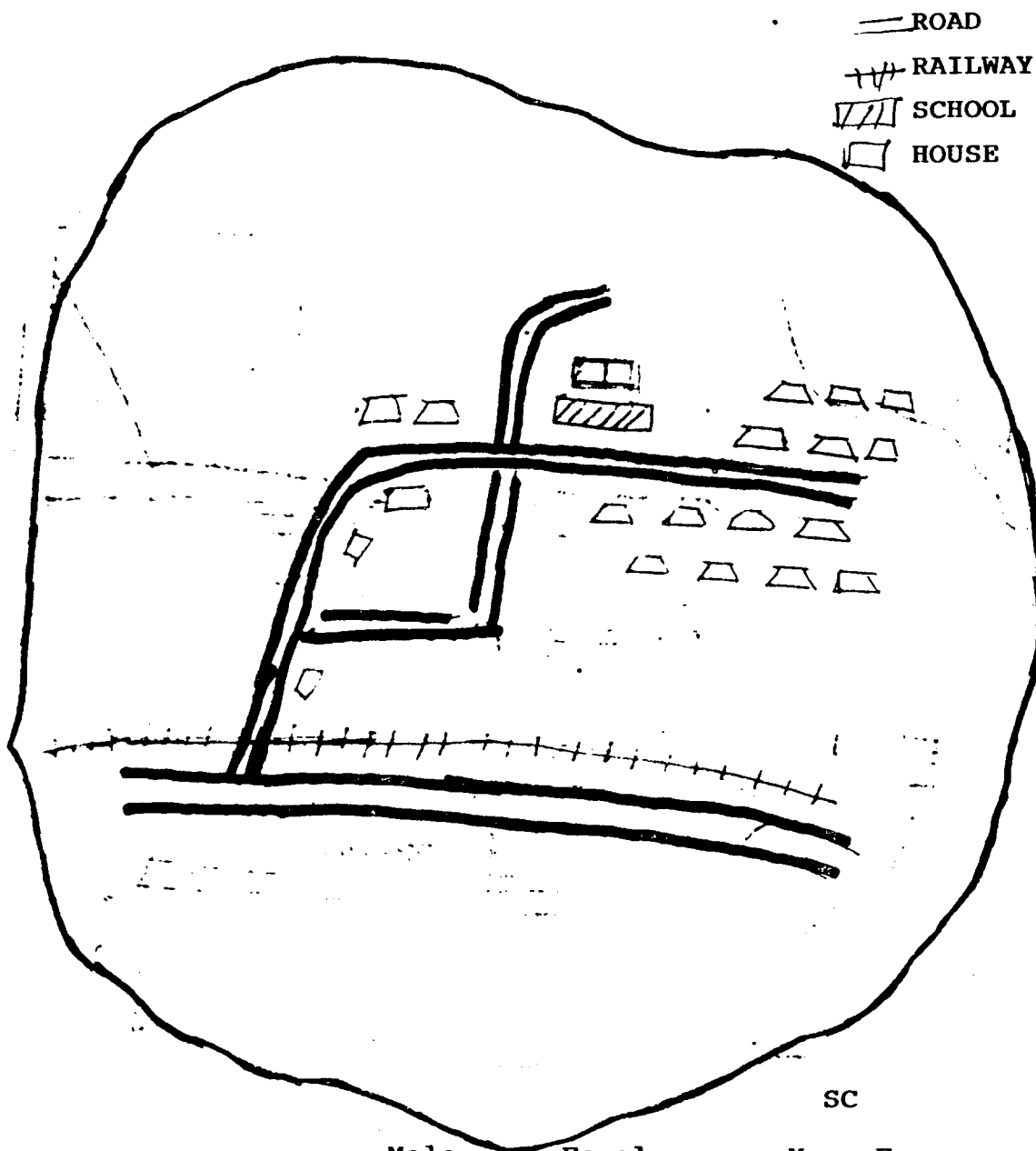
ROAD  
RIVER  
SCHOOL  
HOUSE

	Male	Female	SC	ST	
Village Population	3929	3883	807	763	--
School age population	B	G	B	G	--
Enrolment	464	394	90	80	--
Yet to be enrolled	309	293	75	61	--
Drop outs	59	32	12	14	
	26	25	15	13	

NAME OF SCHOOL	I	II	III	IV	V	CLASS ROOMS	CHILDREN IN SCHOOL	NOT IN SCHOOL	TEACHERS
C.N. PALAYAM	127	127	124	103	160	4	51		13



# SOUTH ARCOT DISTRICT VARKALPATTU VILLAGE

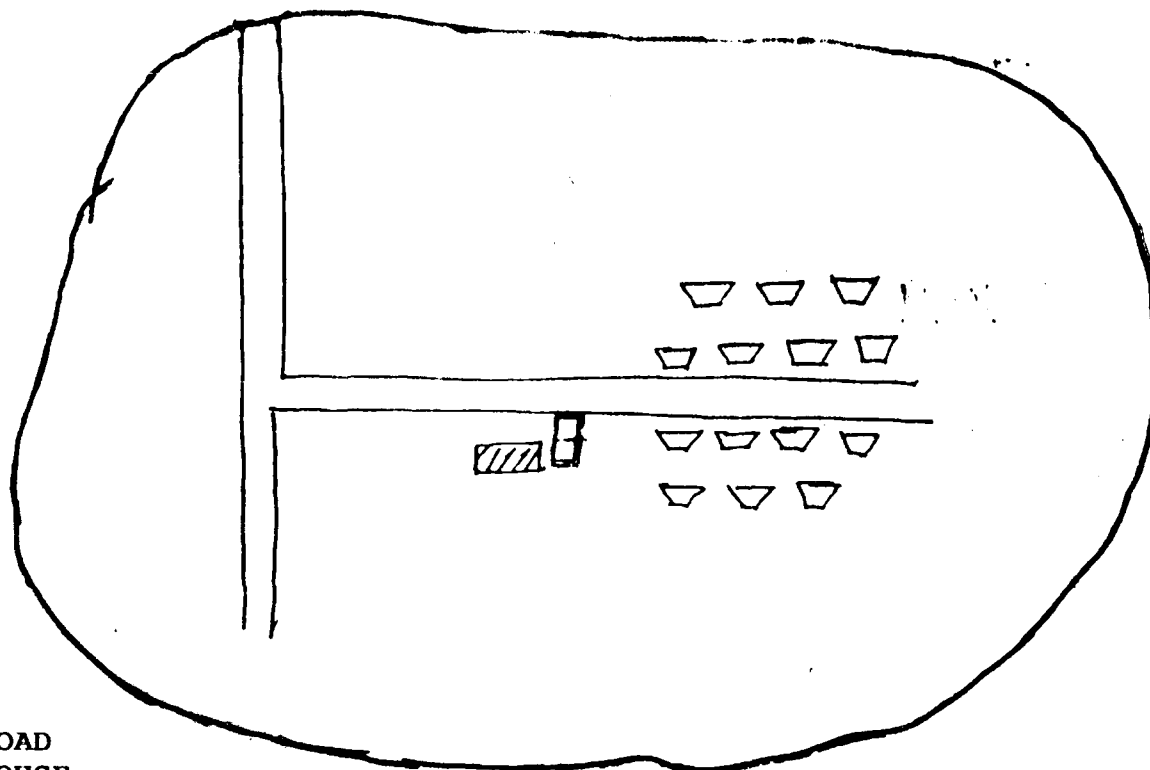


SC

	Male	Female	M	F
Village population	1459	1330	498	438
School age population	B	G	B	G
	242	196	91	74
Enrolment	293	270	126	104
Yet to be enrolled	11	10	6	4
Dropouts	15	20	12	14

NAME OF SCHOOL	I	II	III	IV	V	CLASS ROOMS	CHILDREN NOT IN SCHOOL	TEACHERS
VARAKALPATTU	144	95	101	101	122	6	21	14

## SOUTH ARCOT DISTRICT KARAIKADU COLONY VILLAGE

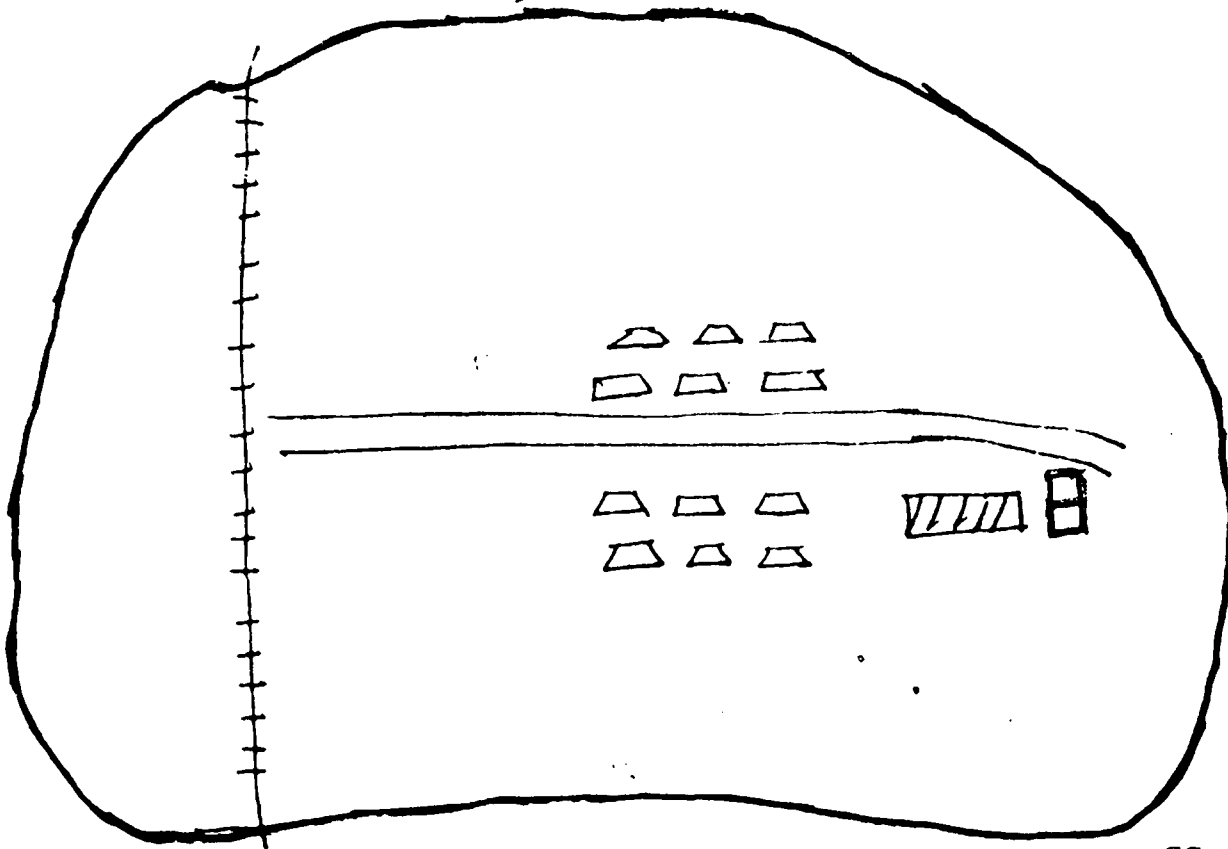


= ROAD  
 □ HOUSE  
 ▨ SCHOOL

	Male	Female	SC	
			M	F
Village population	638	600	638	600
	B	G	B	G
School age population	115	125	115	125
Enrollment	107	121	107	121
Yet to be enrolled	8	9	8	9
Drop outs	15	18	15	18

NAME OF SCHOOL	I	II	III	IV	V	CLASS ROOMS	CHILDREN NOT IN SCHOOL	TEACHERS

## SOUTH ARCOT DISTRICT VAZHI SOTHANAI PALAYAM VILLAGE



== ROAD

++++ RAILWAY

▨ SCHOOL

	Male	Female	SC	
			M	F
Village Population	642	598	251	149
	B	G	B	G
School age Population	165	153	43	38
Enrolment	155	138	38	33
Yet to be enrolled	10	15	8	9
Drop outs	8	7	4	4

NAME OF SCHOOL	I	II	III	IV	V	CLASS ROOMS	CHILDREN NOT IN SCHOOL	TEACHERS
VAZHISODANAI PALAYAM	60	54	55	65	54	2	25	5

**DISTRICT PRIMARY EDUCATION PROGRAMME**

**SOUTH ARCOT DISTRICT**

**BHUVANGIRI RANGE**

**LIST OF SCHOOLS NEEDS DRINKING WATER FACILITIES**

1. Bhuvanagiri West
2. Thiruvalluvar Nagar
3. Eswaran Koil Street
4. Periyappuppam
5. Azinichimedu

**LIST OF SCHOOLS NEEDS TOILET FACILITIES**

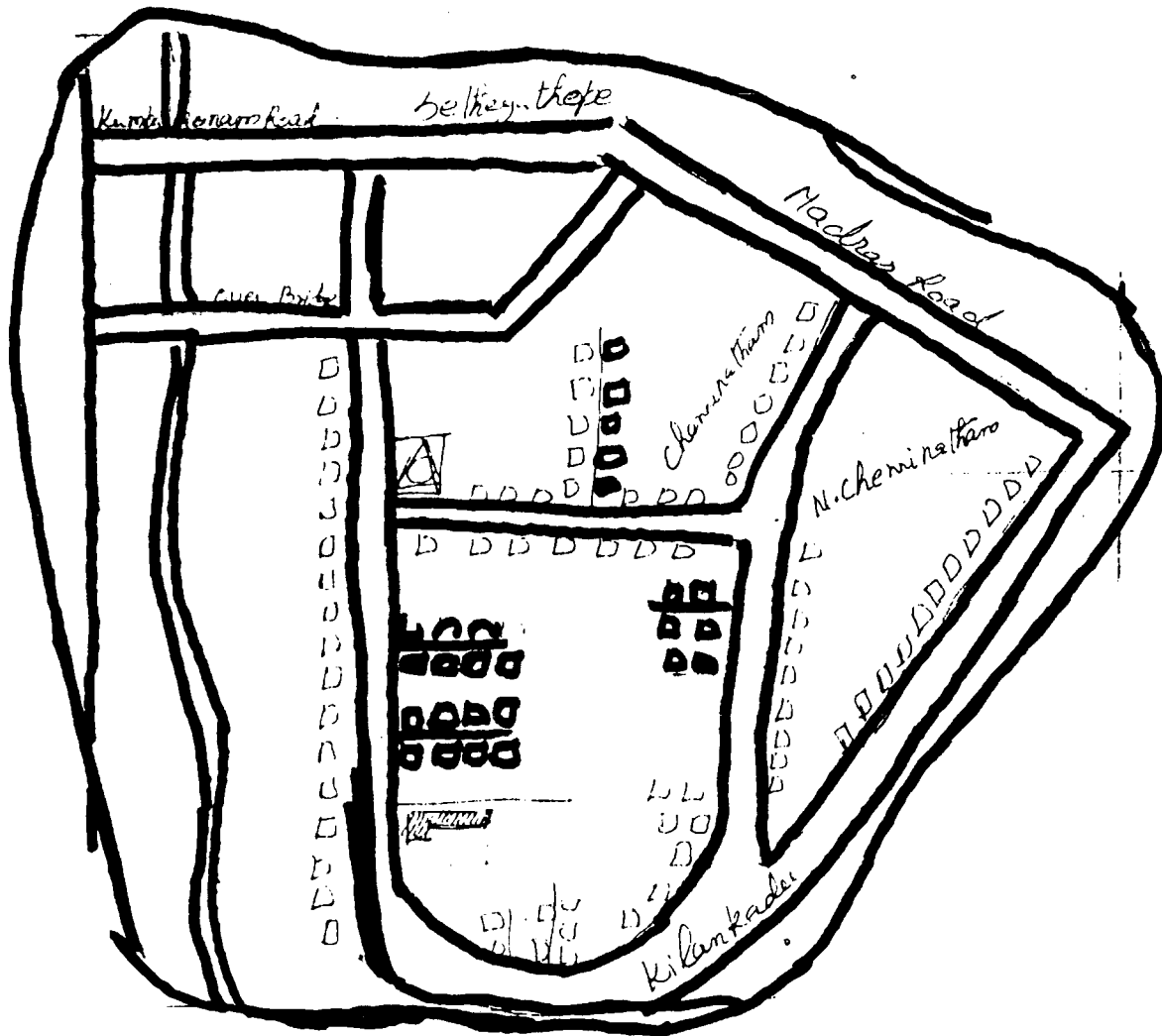
1. Perumathur
2. Bhuvanagiri West
3. Erumbur

**LIST OF SCHOOLS NEEDS ELECTRICITY FACILITIES**

1. Vadukkutthittai
2. Manjakkollai
3. Melanubavam pattu
4. B.Aathanur
5. Miralur

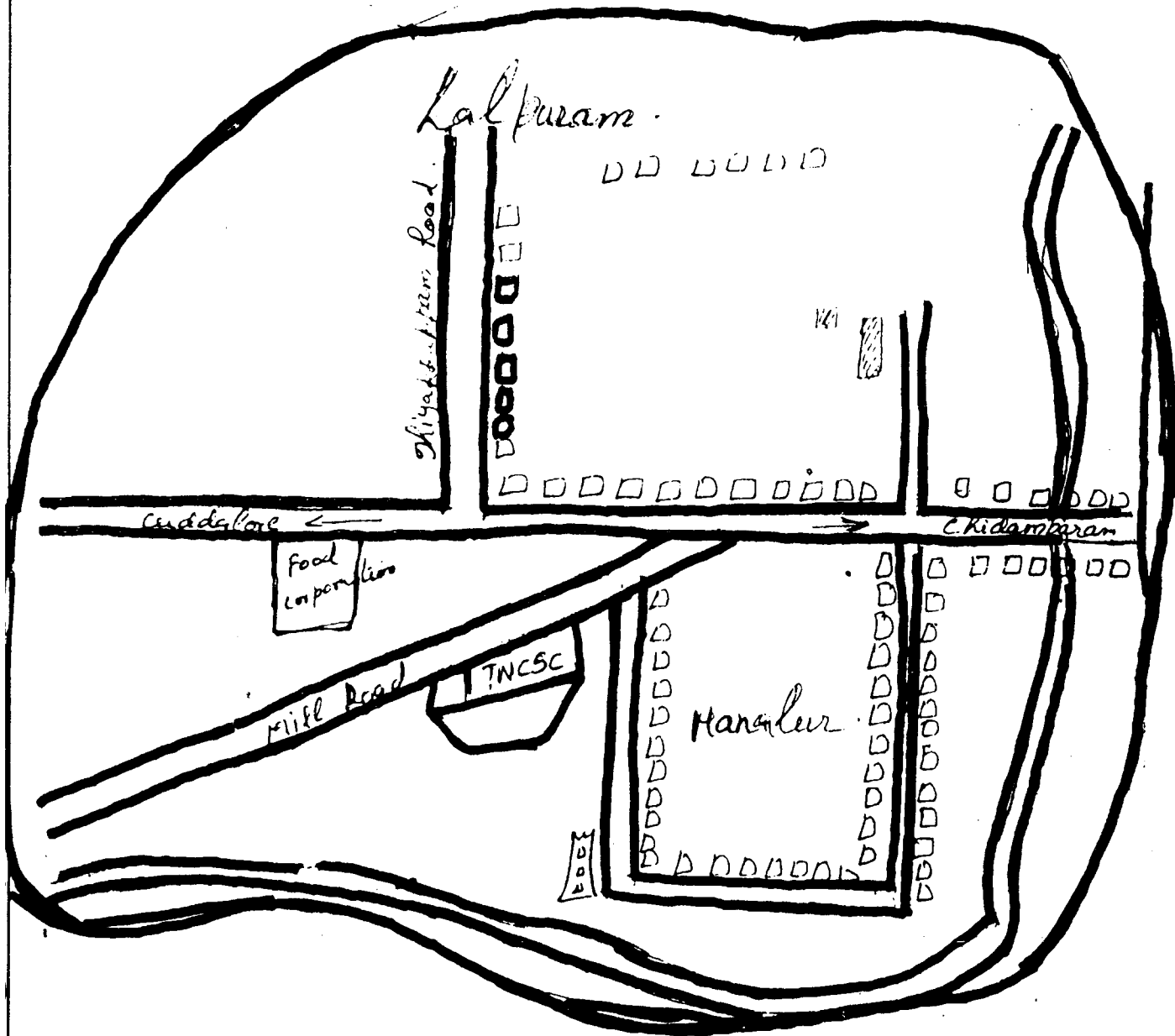


# SOUTH ARCOT DISTRICT KILANKADU VILLAGE



	Male		Female		Total
Village Population	1745		1271		3016
School age population	B		G		Total
	276		215		491
School enrolment	248		206		454
Enrolment (Average)	232		194		426
Yet to be enrolled	-		-		-
Drop outs	25		30		55
School age population	SC		ST		Total
Enrolled	B	G	B	G	
	102+	71	-	-	173
Yet to be enrolled	77+	60	-	-	137
Dropouts	15 +	18	-	-	33

# SOUTH ARCOT DISTRICT LALPURAM VILLAGE

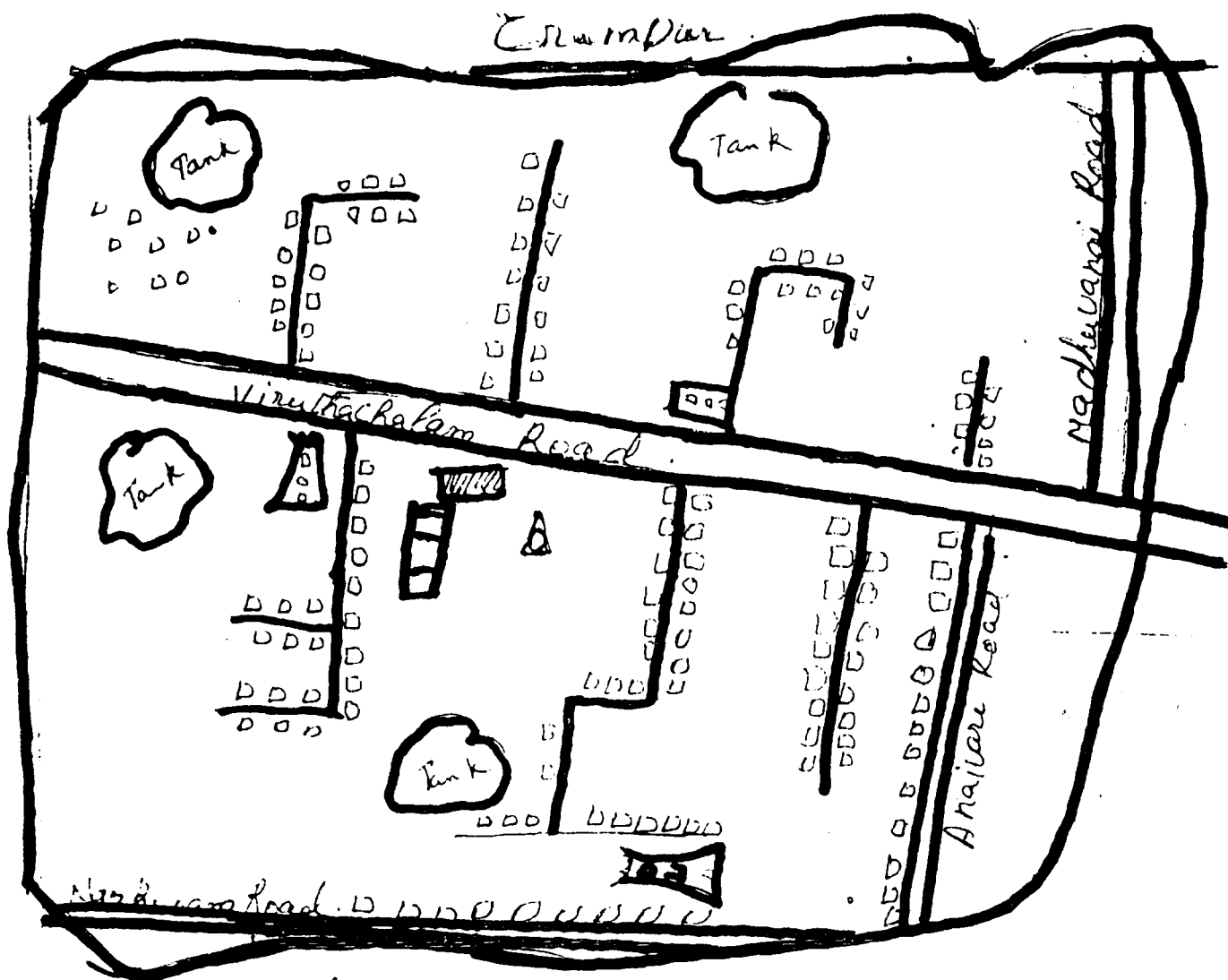


Village Population	M	F	Total
Village Population	1288	1013	2301
School age population	94	127	221
Enrolment	94	127	221
Yet to be enrolled	--	--	--
Drop outs	20	25	45

School age population	SC		ST		Total
	B	G	B	G	
Enrolment	16	+ 19	-	-	35
Yet to be enrolled	16	+ 19	-	-	35
Drop outs	15	+ 18	-	-	33

# SOUTH ARCOT DISTRICT ERAMBUR VILLAGE



Village Population	M	F	Total
	1512	+ 1469	2981

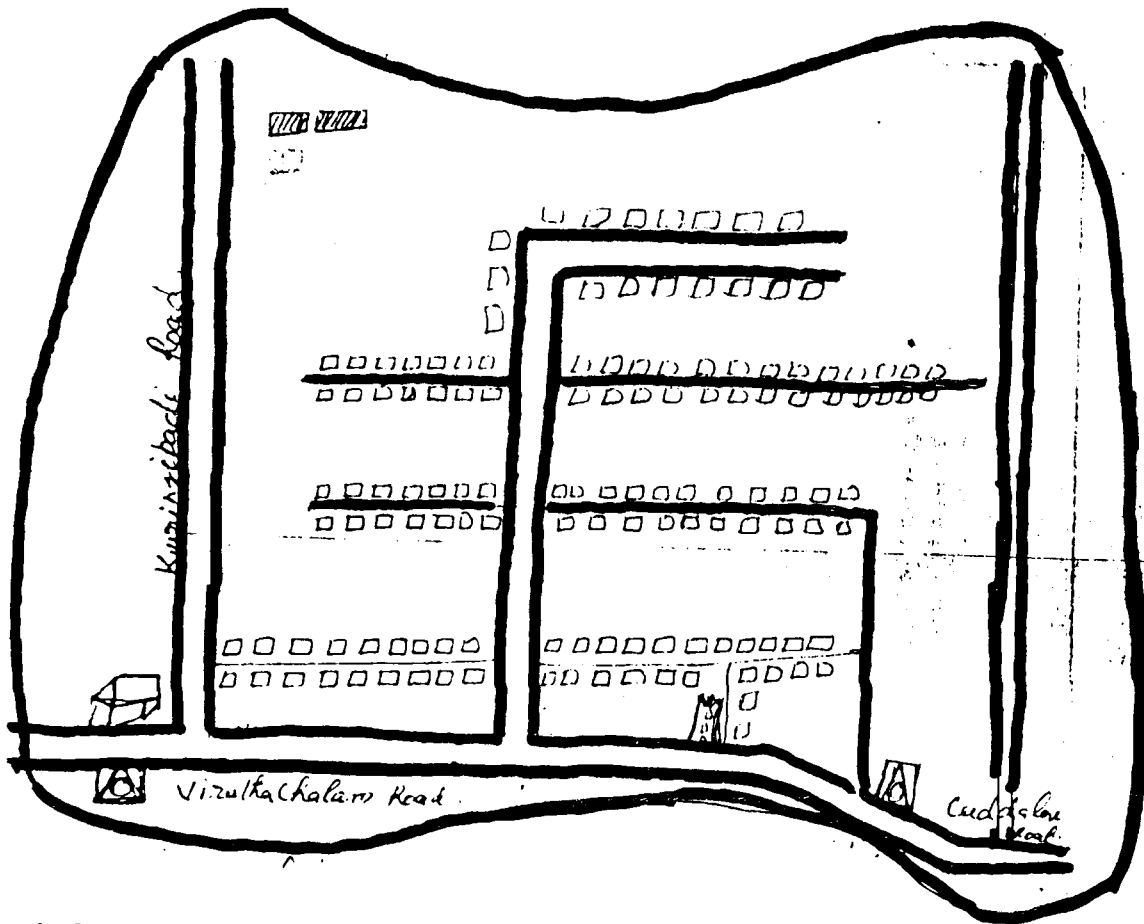
School age population	B	G	Total
	303	+ 305	608

Enrolment	296	+ 299	595
Yet to be enrolled	7	+ 6	13
Drop outs	10	+ 15	25

School age population	SC	ST	Total
	B	G	BE
	95	+ 103	----
Enrolment	35	+ 27	----
Yet to be enrolled	5	+ 11	----
Drop outs	10	+ 11	----
			198
			62
			16
			21

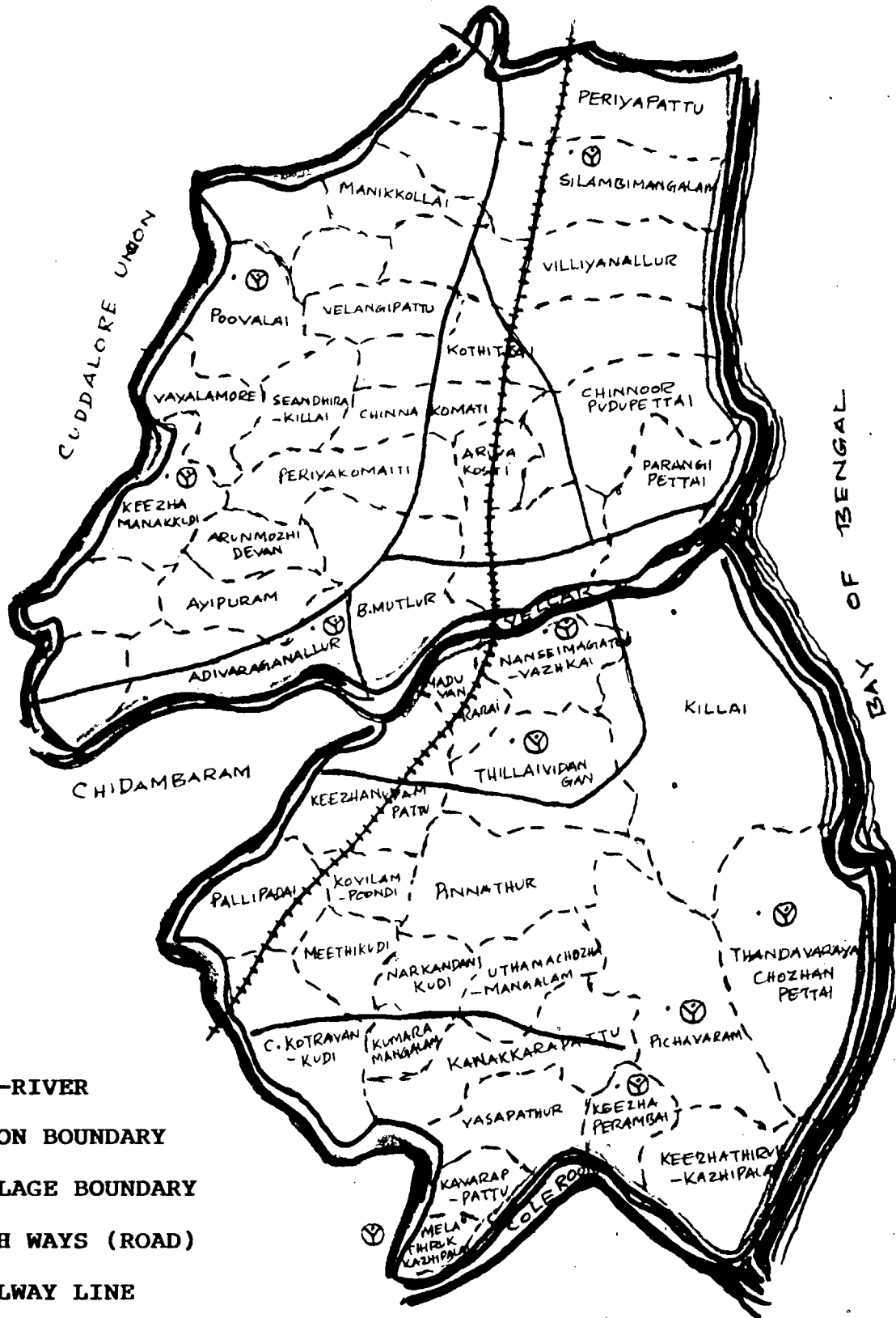


## SOUTH ARCOT DISTRICT BHUVANAGIRI EAST

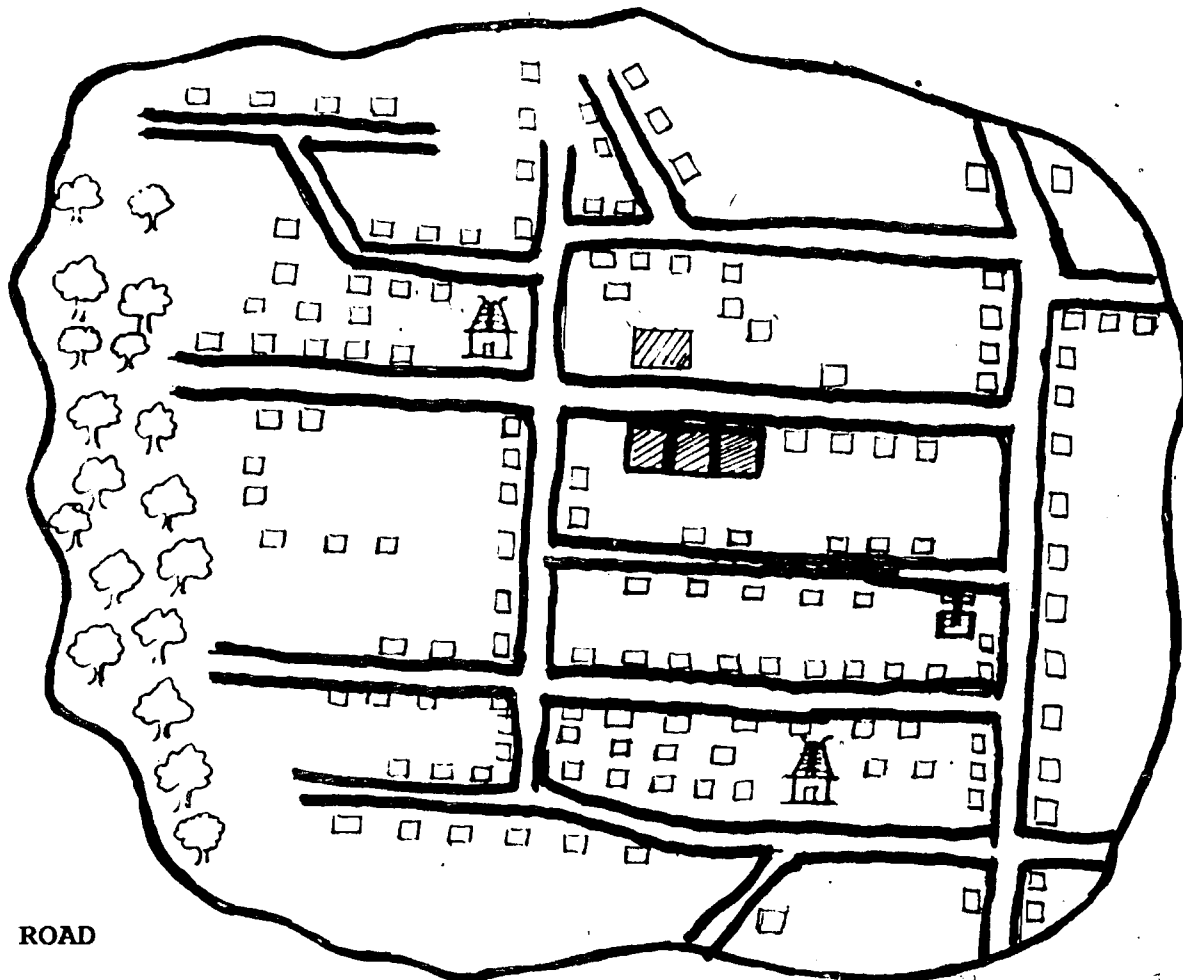


Village Population	M	F	Total		
	1435	+ 1415	2850		
School age population	B	G	490		
Enrolment	241	+ 249	208		
Yet to be enrolled	100	+ 108	11		
Drop outs	6	+ 5	43		
(Enrolled in the schools)	23	+ 20	228)		
	112	+ 116			
School age population	SC	ST	Total		
	B	G	B	G	
Enrolment	21	+ 23	----	----	43
Yet to be enrolled	15	+ 18	----	----	33
Drop outs	6	+ 7	----	----	13
	10	+ 16	----	----	26

# SOUTH ARCOT DISTRICT PARANGIPETTAI VILLAGE



# SOUTH ARCOT DISTRICT PERIYAPATTU VILLAGE



== ROAD

□ HOUSE

▨ SCHOOL

🌳 FOREST

1. Population	M.	F.	Total
	710	678	1388
2. School age population(6-11)	B.	G.	T.
	114	124	238
3. Enrollment	105	115	220
4. Yet to be enrolled	-	-	-
5. No. of Teachers	2	1	3
6. Drop outs	14	14	28

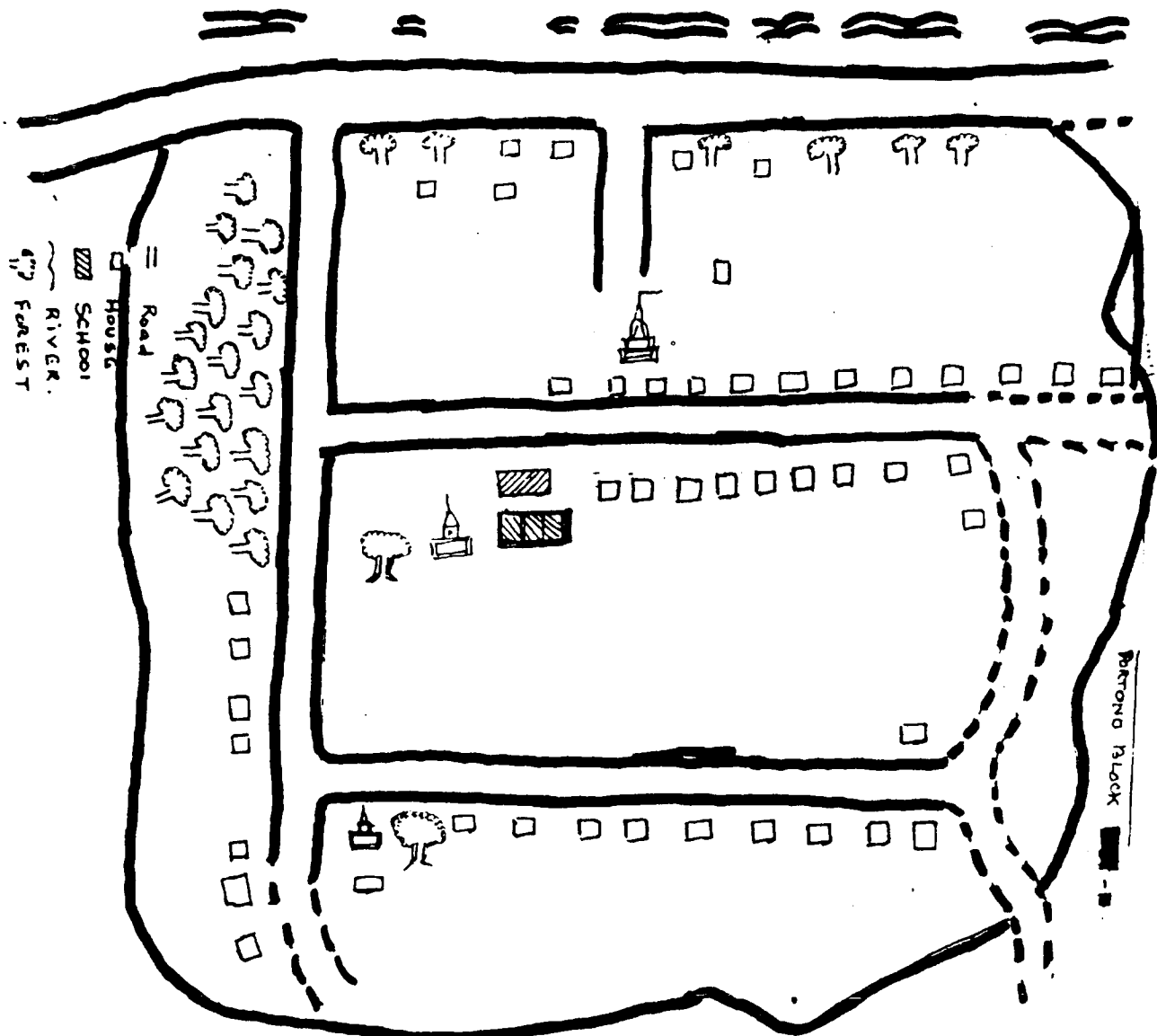
	SC	ST	Other	Total
	5 + 8	-	9 + 6	14+14

		<u>SC</u>			
I	II	III	IV	V	Total
4+5	8+8	4+10	12+9	7+12	35+44

### Strength

I	II	III	IV	V	Total
13+18,	20+19,	24+26,	27+24,	21+28	105+115 = 220

# SOUTH ARCOT DISTRICT THOPPUERUHO VILLAGE

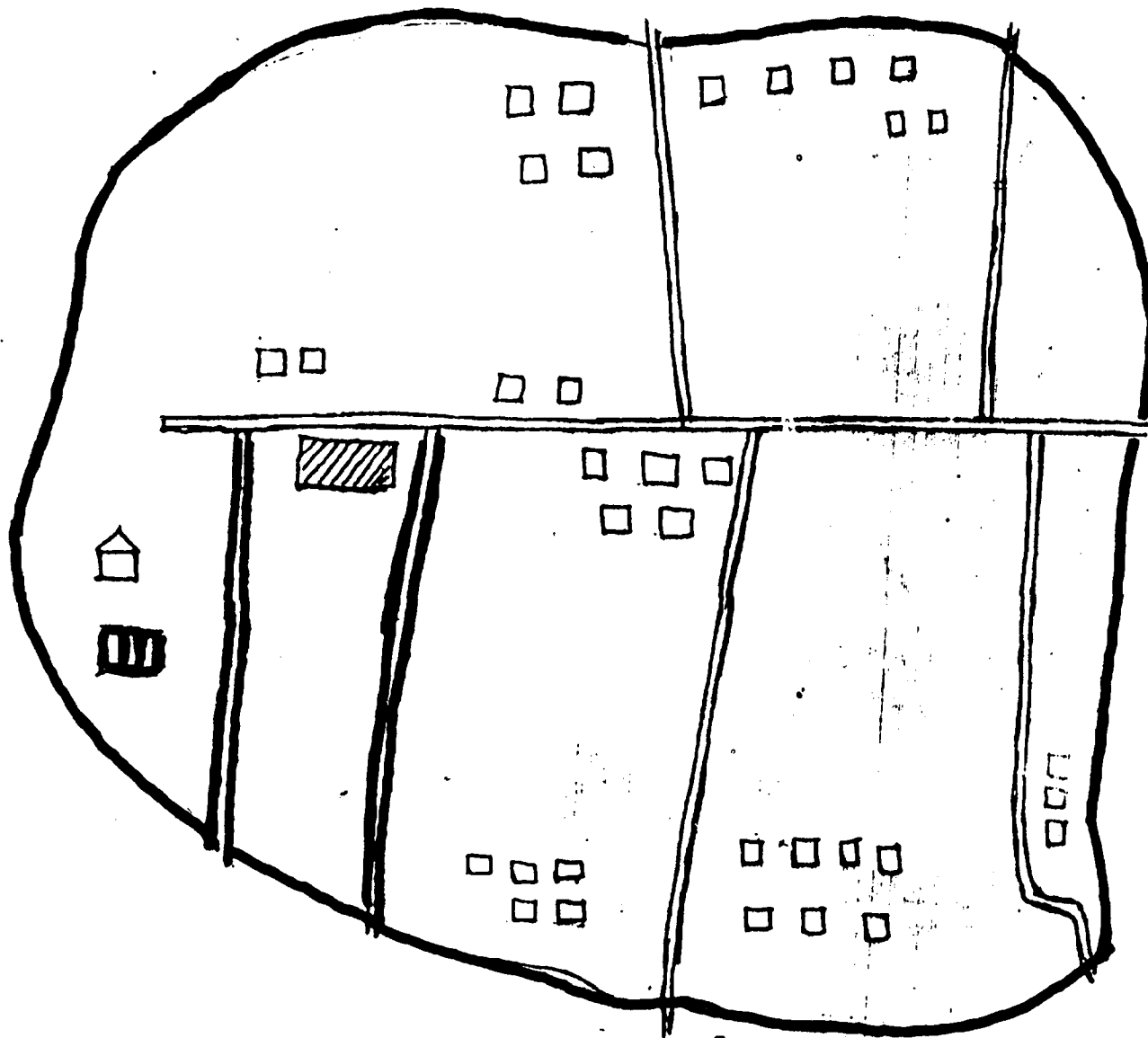


Population	M : 321	F : 348	Total : 689
School age population	B : 64	G : 70	134
Enrollment (6-11)	22	44	66
Yet to be enrolled	42	26	62
No. of Teachers	1		
Drop outs : I to V	- School started only during the year 1992-93.		

**Strength:**

I	II	III	IV	V	Total
5 + 16	4 + 11	5 + 9	2 + 2	6 + 6	22 + 44 = 66

# SOUTH ARCOT DISTRICT RAMANATHAN KUPPAM VILLAGE



SCALE = 1CM = 10MTS..

 SEA AND RIVER

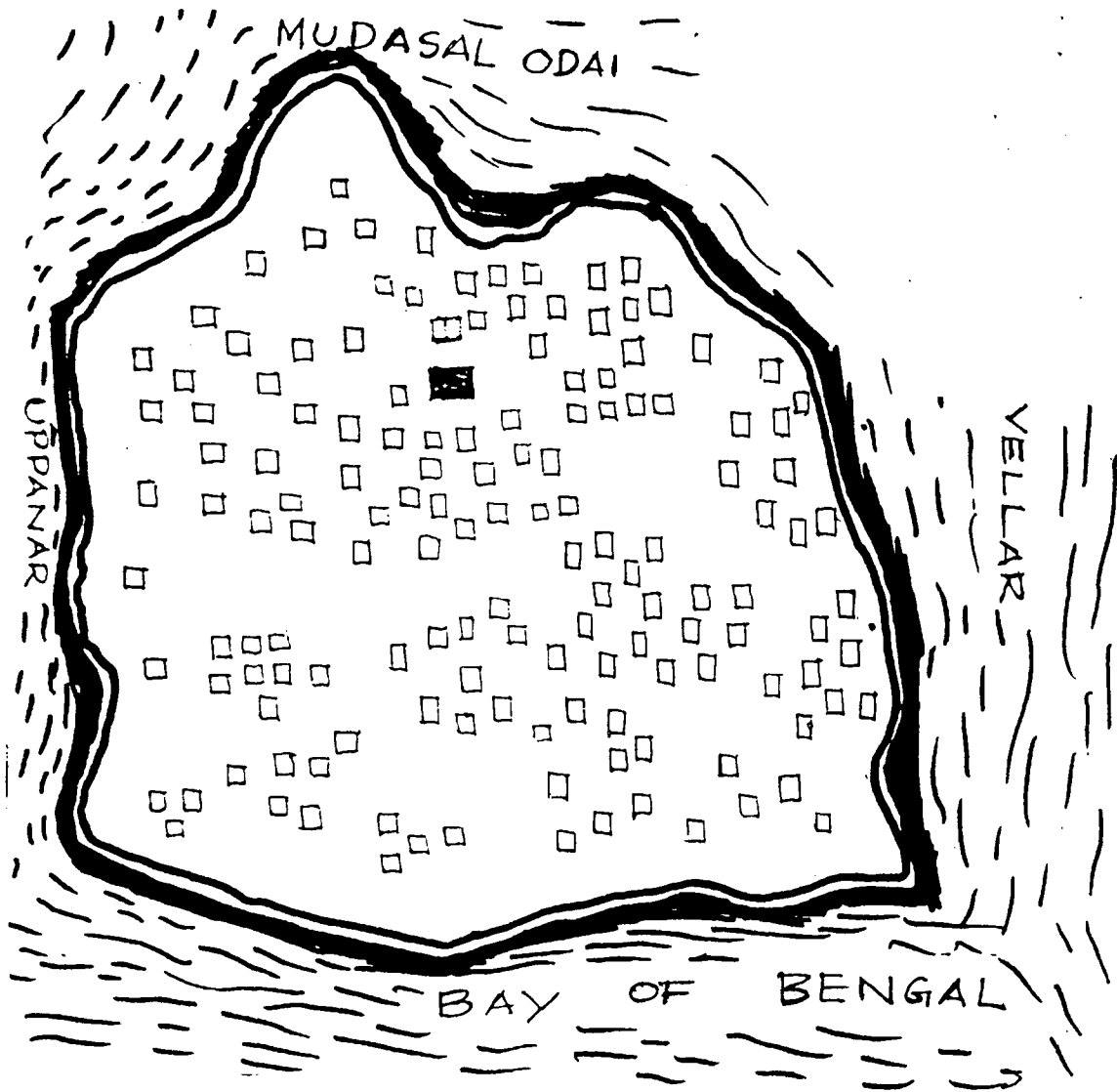
 HOUSE

 SCHOOL

### MUDASAL ODAI

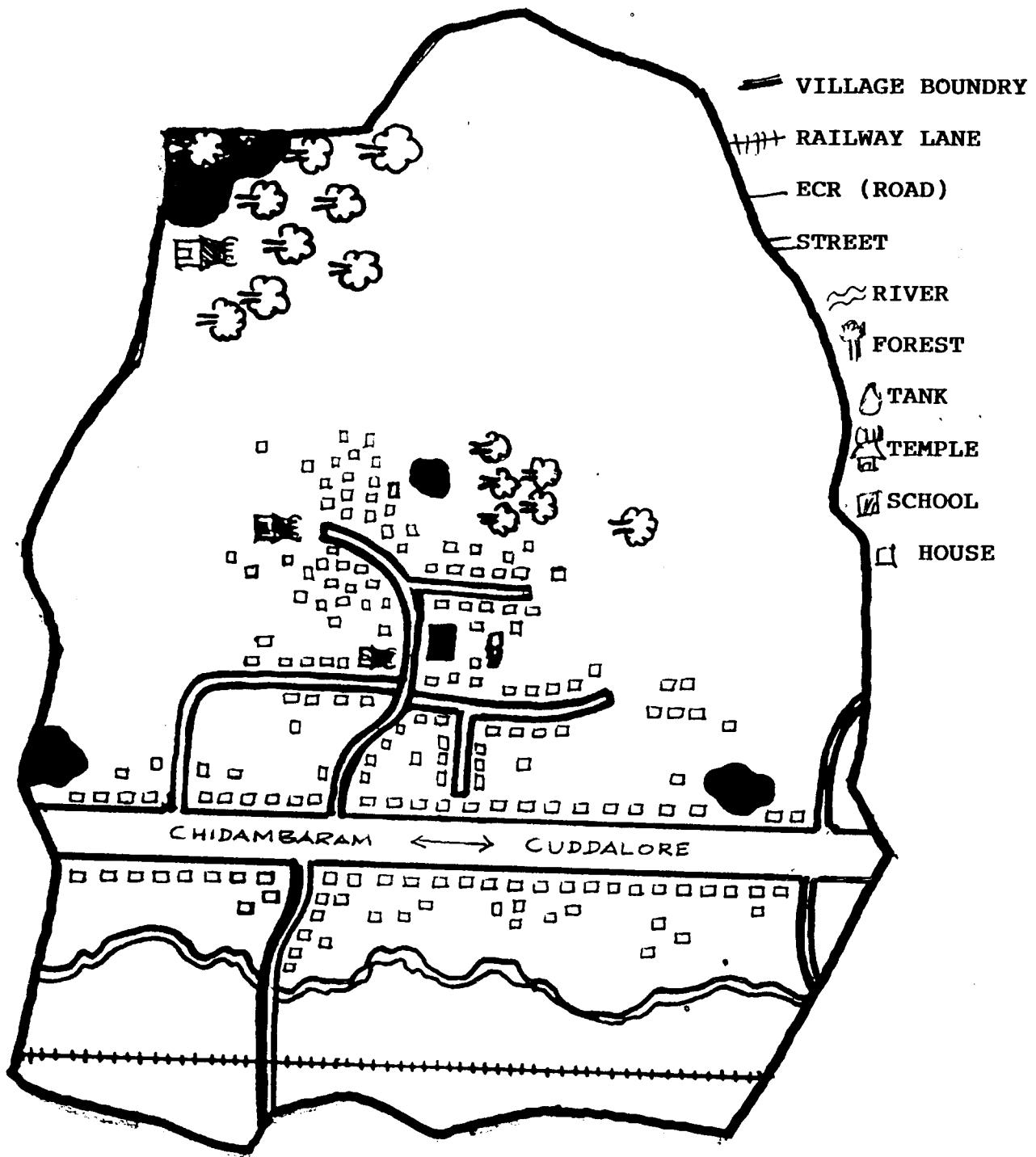
	SC	ST	MBC
1. Population	-	-	205 + 228
			B .G
2. School age children	-	-	88 + 86
3. No. of enrolled	-	-	73 + 56
4. No. to be enrolled	-	-	3 + 15
5. No. of dropouts	-	-	2 + 4

# SOUTH ARCOT DISTRICT MUDASALODAI VILLAGE

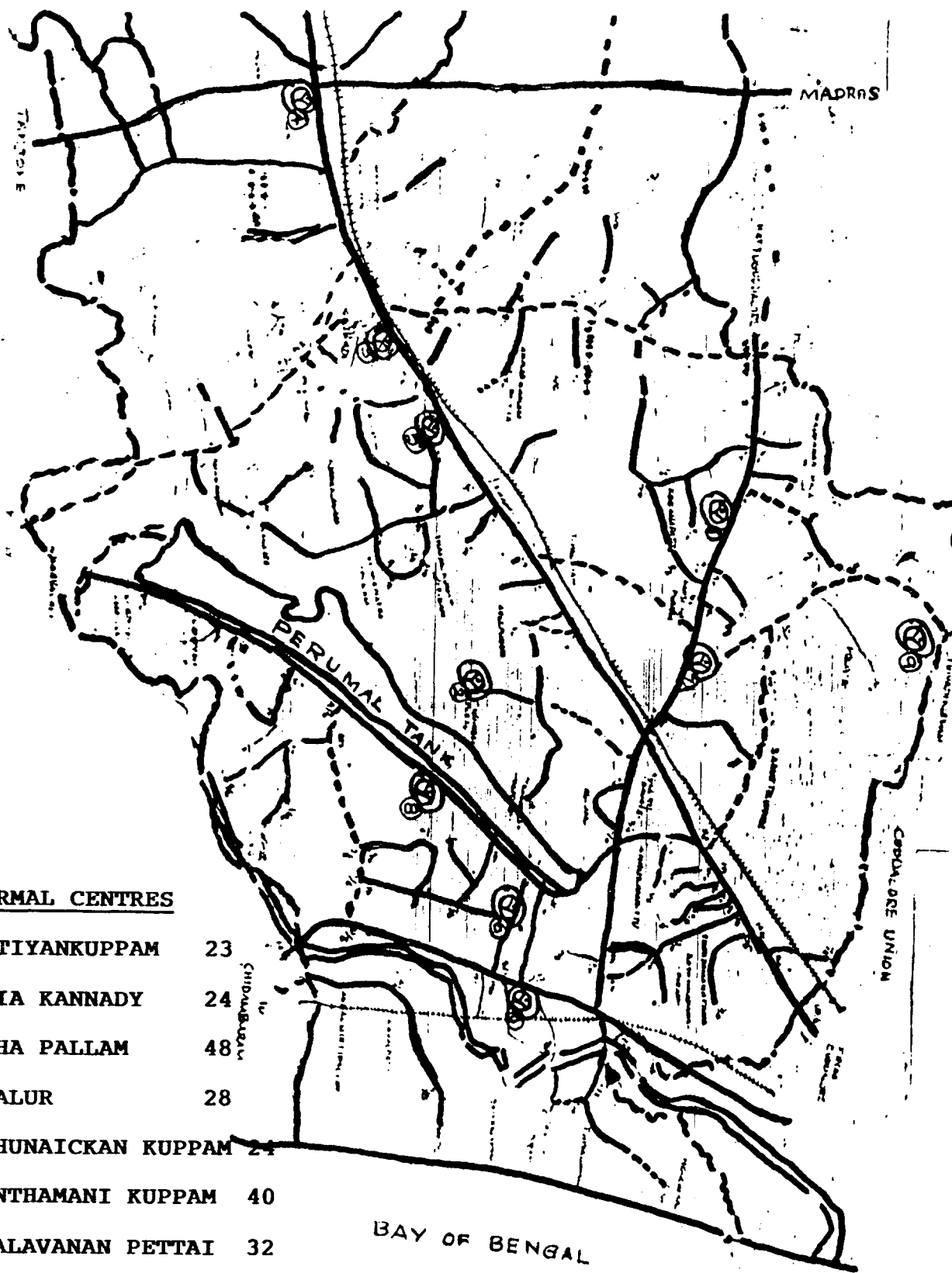


	ROAD		M	F	T
	HOUSE	1. Population	323 +	309	= 632
	SCHOOL	2. School age population	42 +	52	
	TEMPLE				
	BUILDING TO BE CONSTRUCTED	3. Enrollment	24 +	31	
	7. Strength:	4. Yet to be enrollment	4 +	2	
I	II	III	IV	V	T
5+9	7+10	1+2	7+6	4+4	24+31
					5. No. of teacher 1 + 1
					6. Dropouts 6 + 11

# SOUTH ARCOT DISTRICT SILAMBIMANGALAM VILLAGE



# SOUTH ARCOT DISTRICT KURINJIPADY VILLAGE



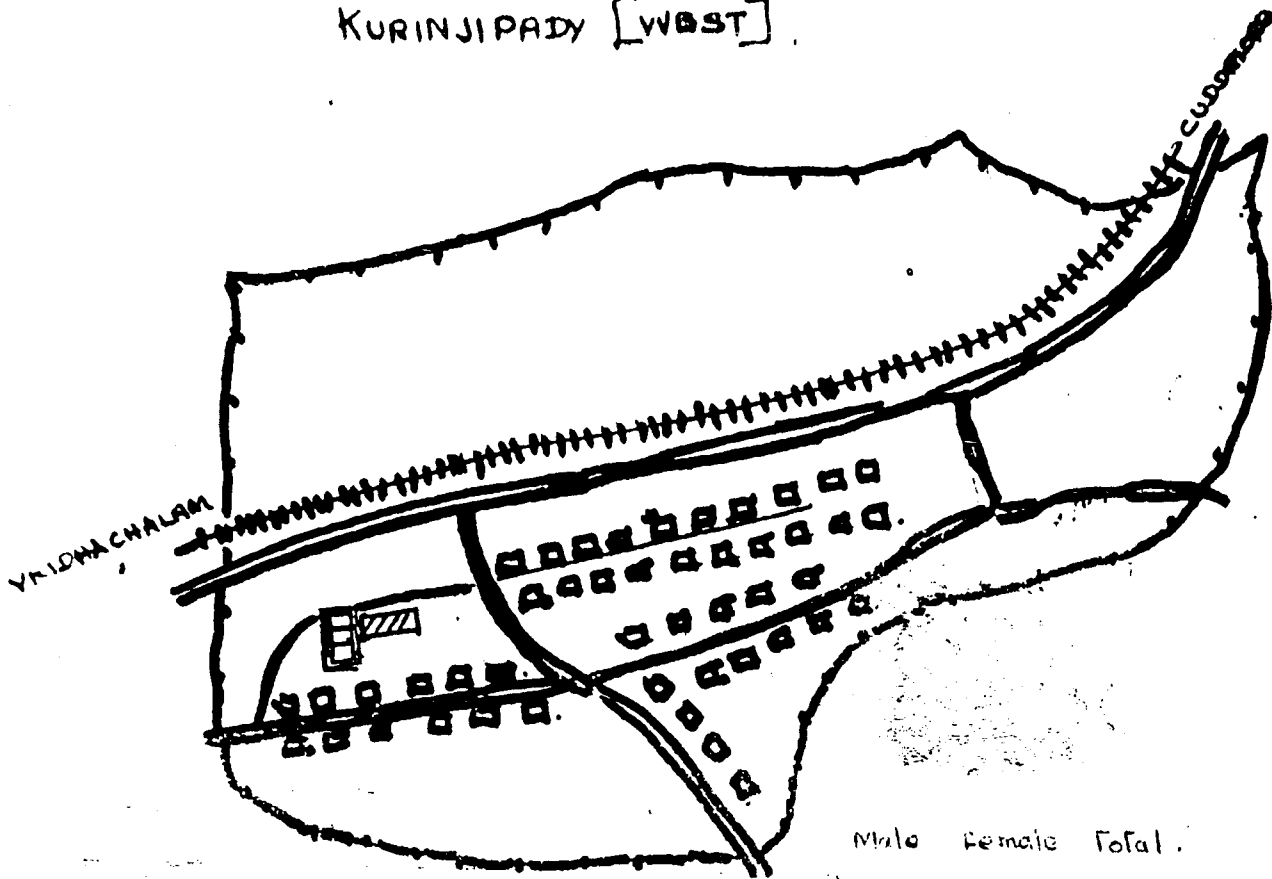
**NON FORMAL CENTRES**

1. KATTIYANKUPPAM	23
2. PERIA KANNADY	24
3. VIZHA PALLAM	48
4. VADALUR	28
5. PETHUNAICKAN KUPPAM	24
6. CHINTHAMANI KUPPAM	40
7. AMBALAVANAN PETTAI	32
8. KALLAIYAN KUPPAM	25
9. PULIYUR	20
10. METTUPALAYAM	26



# SOUTH ARCOT DISTRICT KURINJIPADY WEST

KURINJIPADY [WEST]



	Male	Female	Total
1 Village population :	3267	3278	6545
2 School age population :	413	417	830
3 Enrole ment :	409	412	821
4 Yet to be enrole mented :	4	5	9
5 School age population Sc & ST.	32	28	60
6 Enrole ment. "	32	28	60
7. Yet to be enrole mented "	NIL	NIL	NIL

== Road



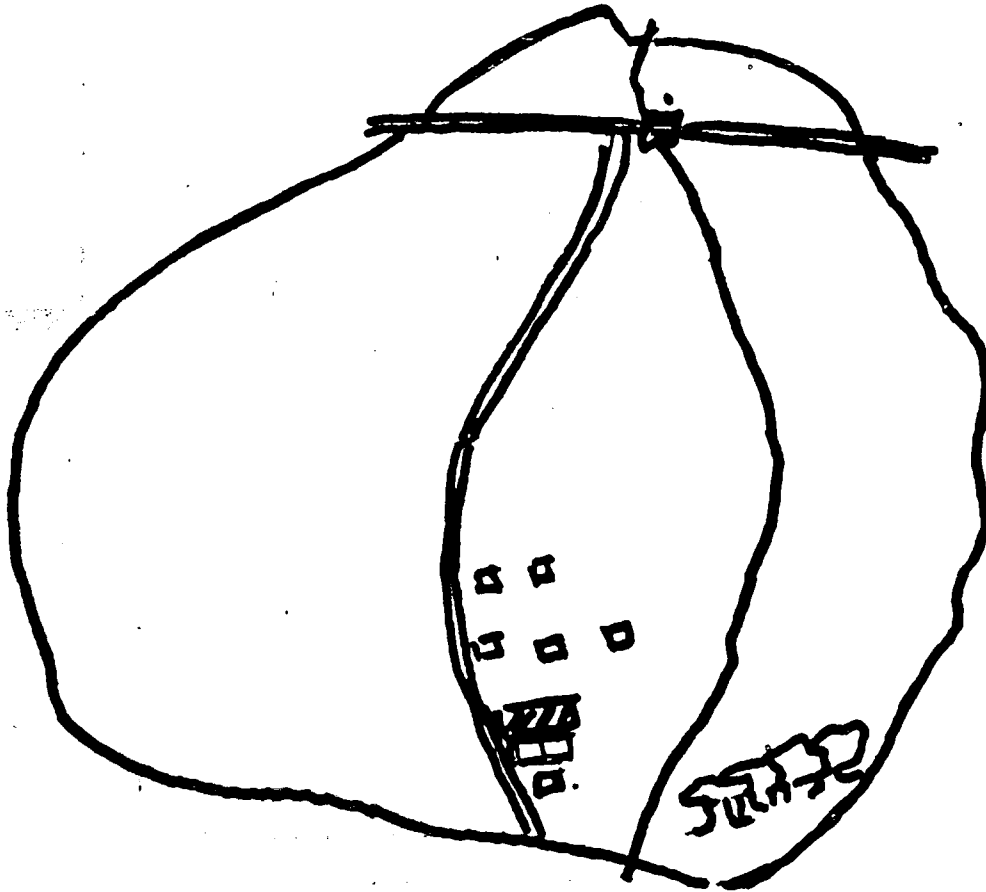
□ HOUSE

▨ School


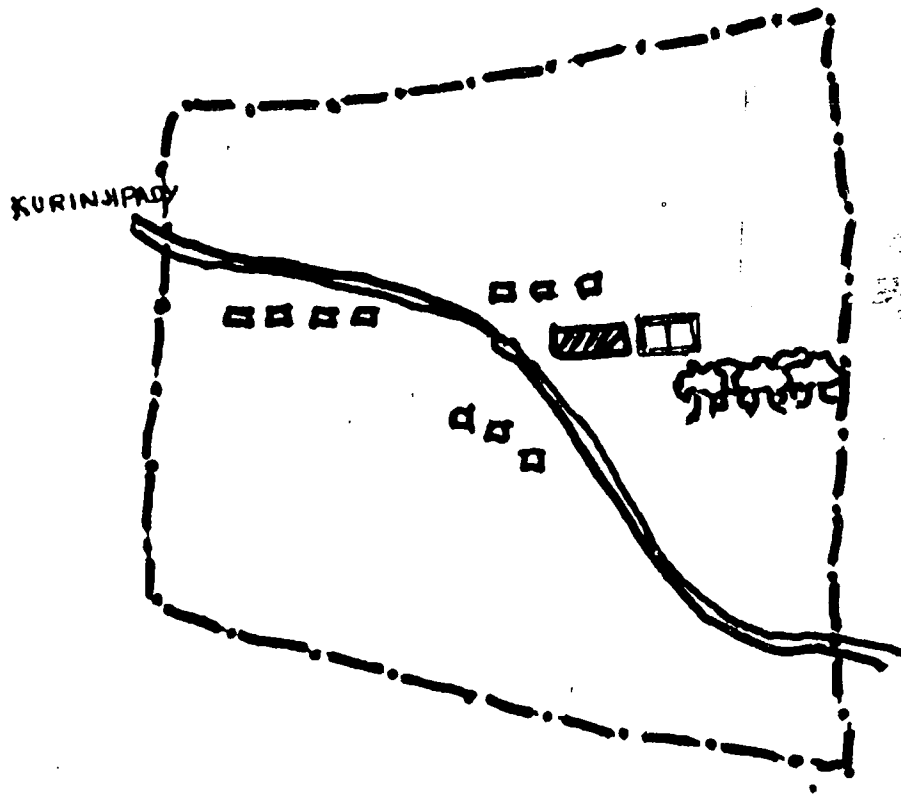
~ RIVER

🌳 FOREST

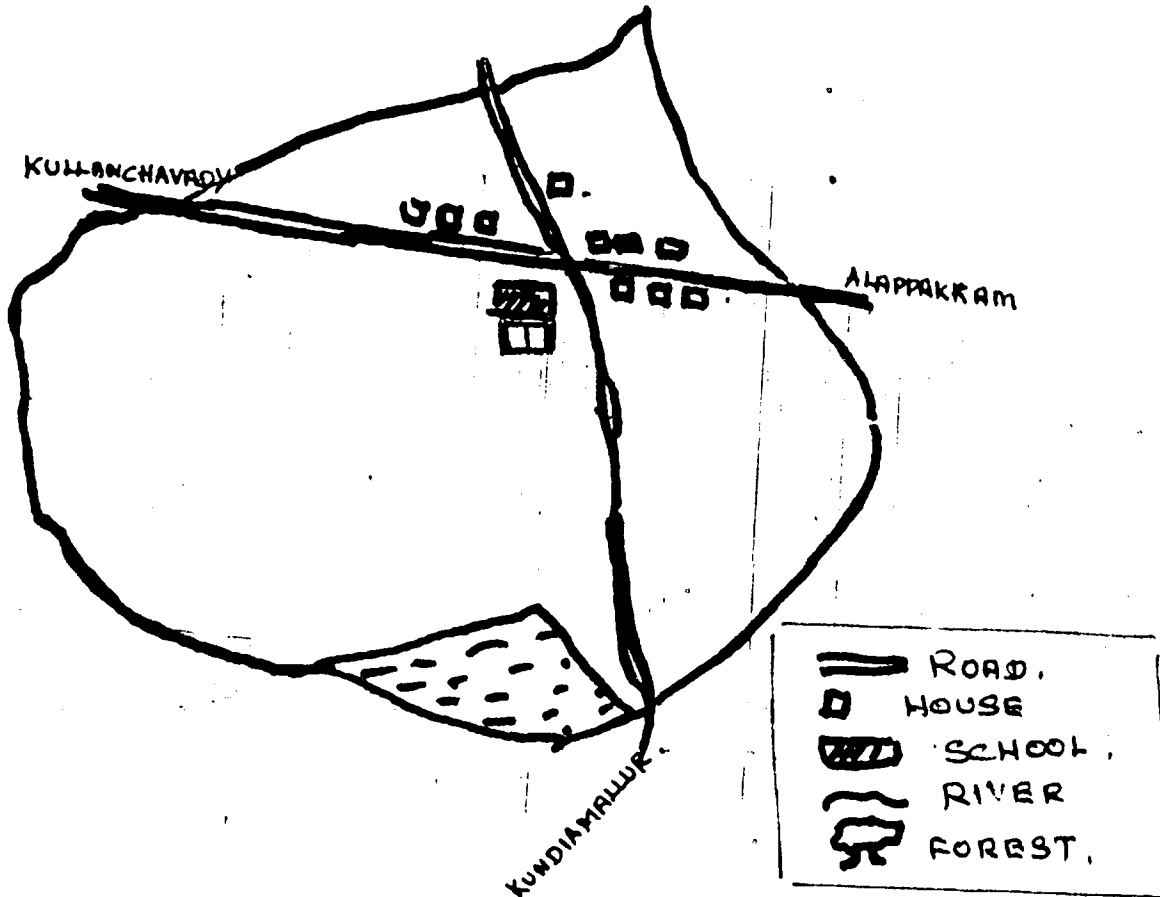
**SOUTH ARCOT DISTRICT  
THANGALI KUPPAM VILLAGE**



# SOUTH ARCOT DISTRICT GURUVAPPAN PETTAI VILLAGE



## SOUTH ARCOT DISTRICT RAMANATHAN KUPPAM



	Male	Female	Total.
1. Village population :	986	1003	1989
2. School age population:	130	160	290
3. Enrolement :	119	103	222
4. Yet to be enrolemented :	11	7	18.
5. School age population sc & ST.	85	54	139
6. Enrolement :                    "	76	49	125
7. Yet to be enrolemented : "	9	6	15

FACILITIES NEEDED

KURINJIPADY RANGE

1. Three class room village & school.

1. Panchayat Union Elementary School.  
Kurinjipady (West).

2. Two class room village & school.

1. Panchayat Union Ele. School,
  1. Thankalikuppam.
  2. Guruvappanettai.
  3. Ramanathankuppam.

3. Drinking water facilities.

1. Panchayat Union Ele. School.
  1. Parvathipuram.
  2. Poondiyankuppam.
  3. Subramaniyapuram.
  4. Thanur.
  5. Kallayankuppam.

4. Electricity facilities.

1. Panchayat Union Ele. School.
  1. K. Nellikuppam.
  2. Parvathipuram.
  3. Nagammappettai.
  4. Pusalikuppam.
  5. Thondamanatham.

5. Non Formal Centres.

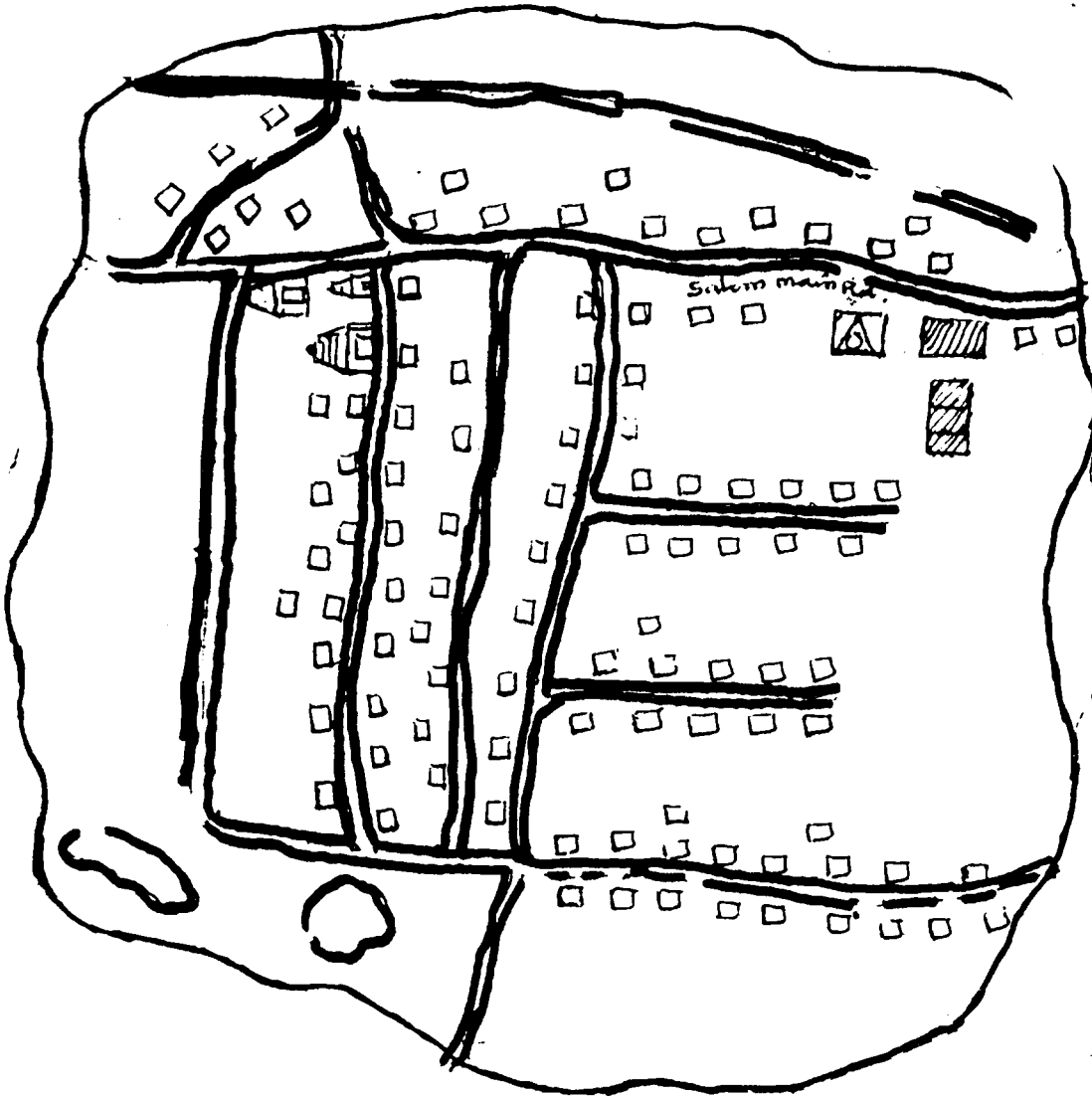
1. Kattiyankuppam.
2. Periyakannadi.
3. Vizapallam.
4. Vadalur.
5. Pethanaikaankuppam.
6. Chinthamanikuppam.
7. Ambalavananpettai.
8. Kallayankuppam.
9. Puliur.
10. Mettupalayam.










6. Toilet facilities.

1. Panchayat Union Elementary School  
Kurinjipadi (West).



# SOUTH ARCOT DISTRICT ANGUCHETTY PALAYAM VILLAGE

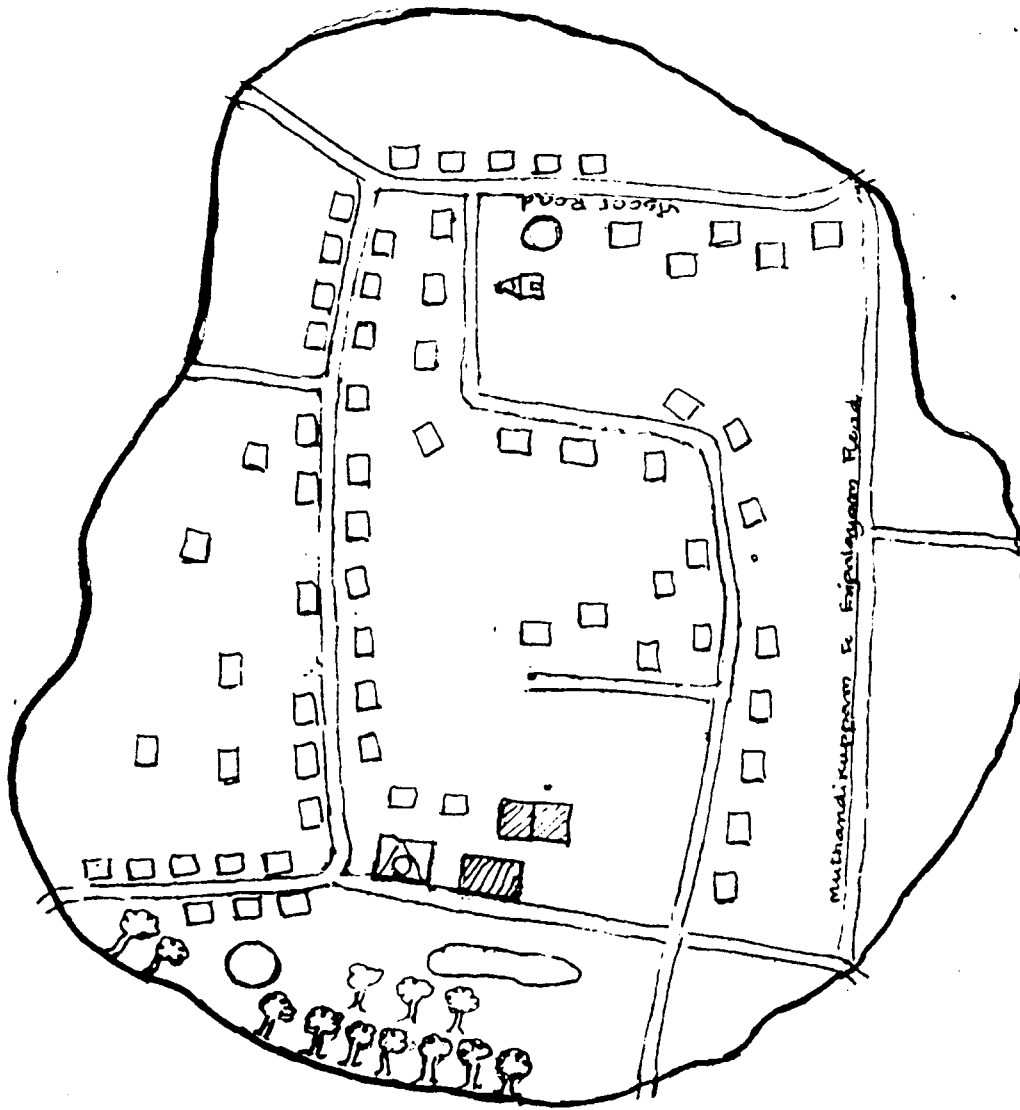










-  ROAD
-  HOUSE
-  ELE. SCHOOL
-  HIGH SCHOOL
-  TANK
-  LAKE
-  BAROIERS
-  TEMPLE
-  PROPOSED BUILDING

SCALE : 1 cm = 20 mts.

1. Census :	1875 + 1840
2. School age children :	626 + 491
3. Enrolled :	566 + 419
4. Drop outs :	20 + 22
5. To be enrolled :	40 + 62

# SOUTH ARCOT DISTRICT PANRUTU RANGE



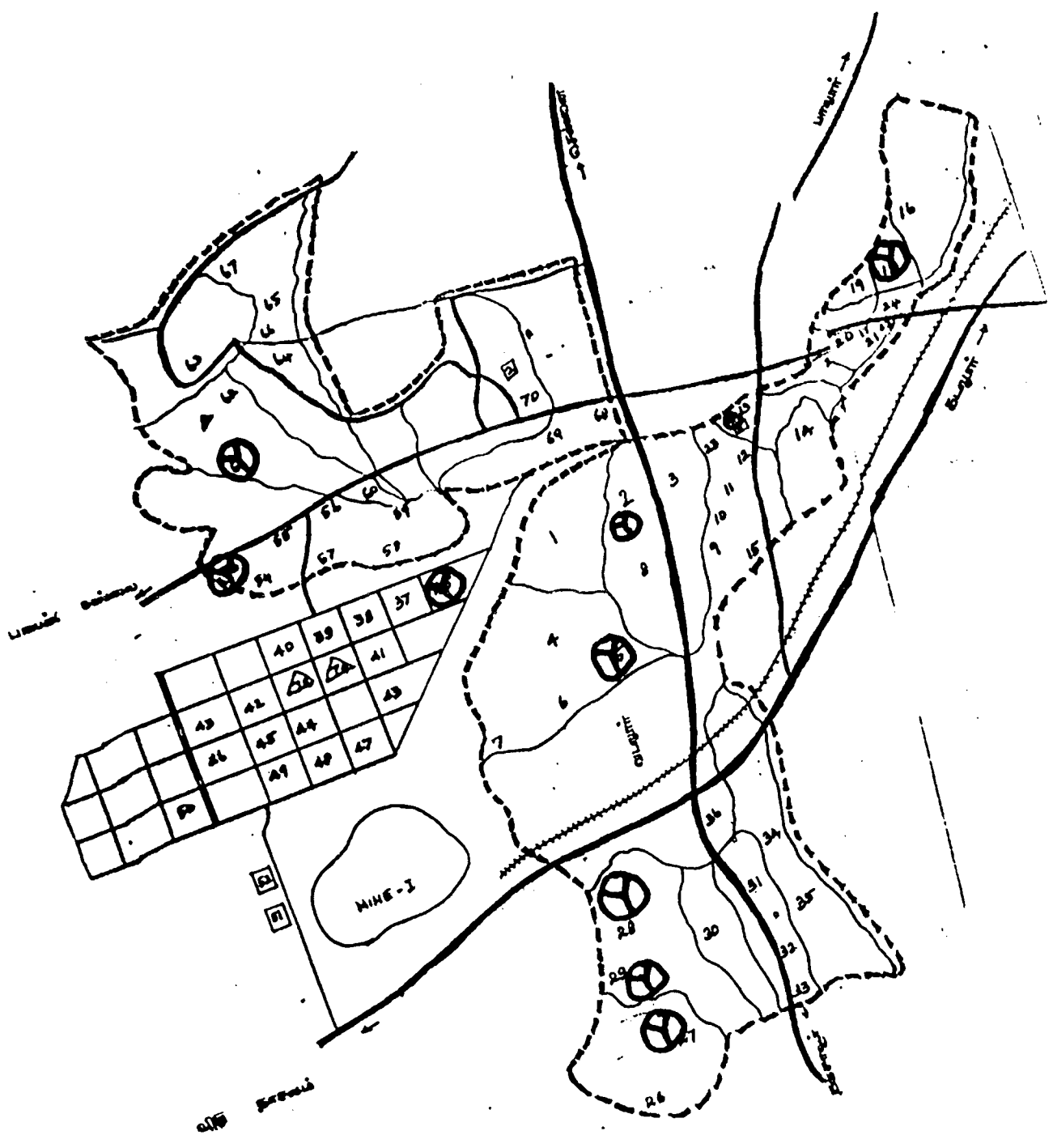
-  ROAD
-  HOUSE
-  ELE. SCHOOL
-  HIGH SCHOOL
-  WATER TANK
-  LAKE
-  FOREST
-  PROPOSED BUILDING

Scale : 1 cm = 20 mts

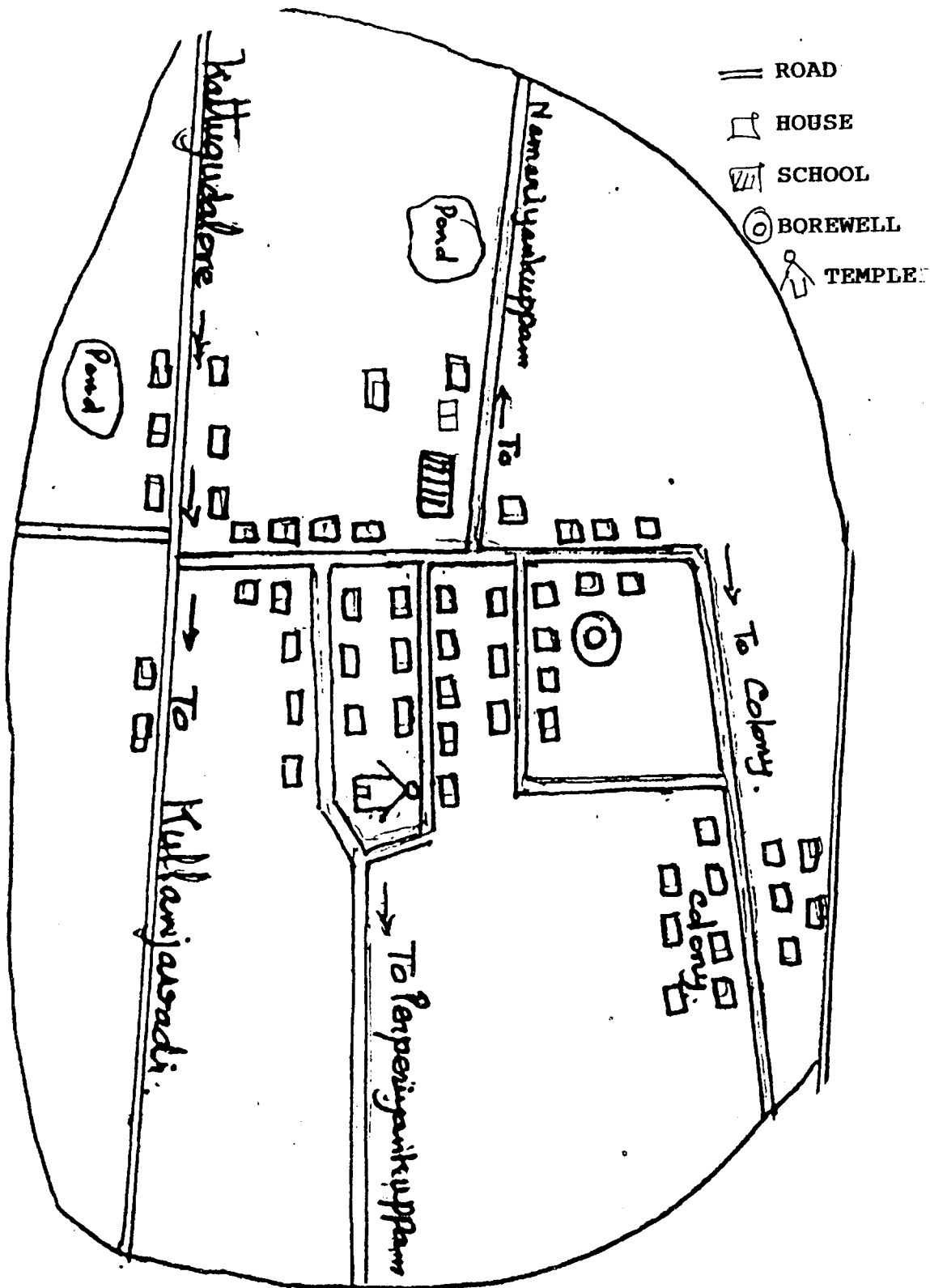
1. Census : 489 + 578
2. School age  
Population : 127 + 132
3. Enrolled : 92 + 82
4. Drop out : 10 + 8
5. To be enrolled: 25 + 42



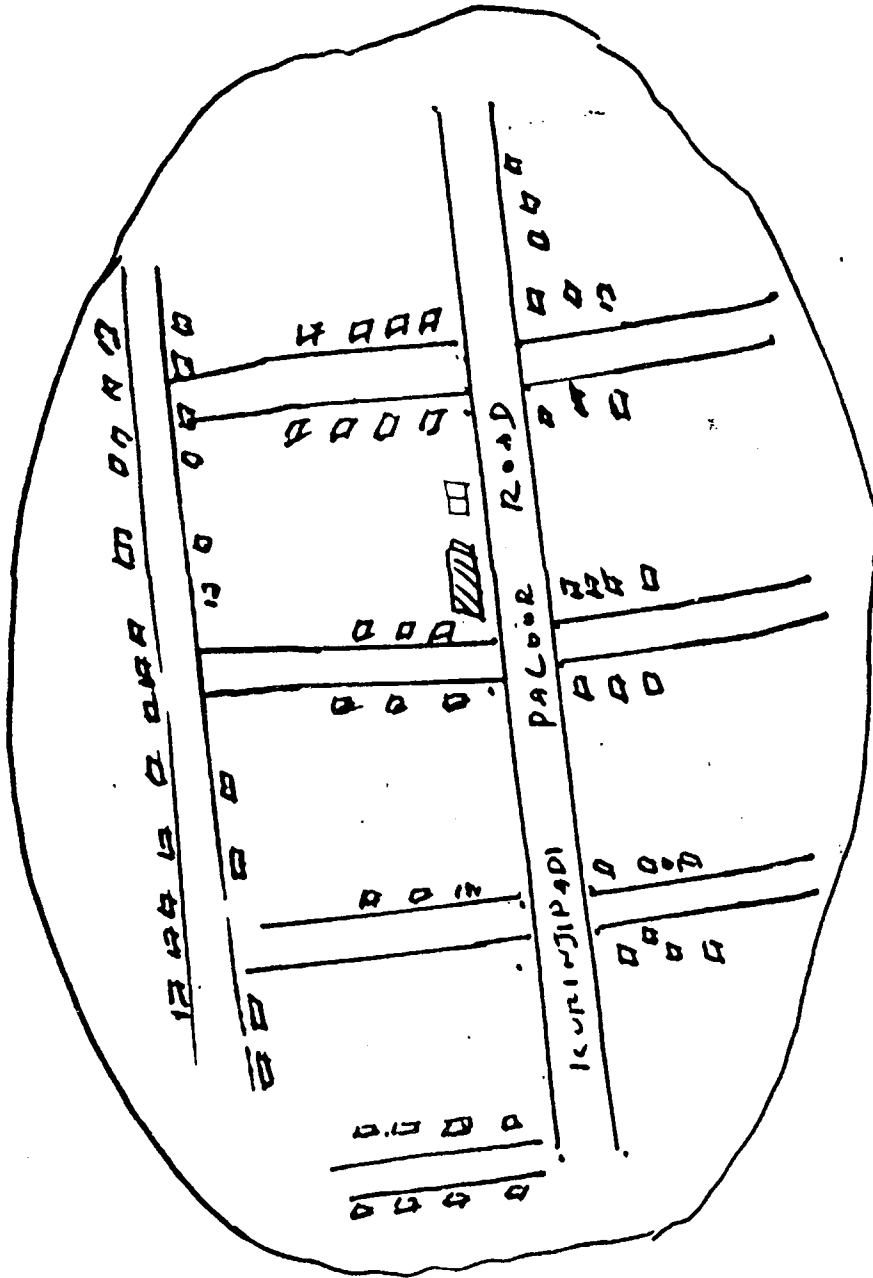
# SOUTH ARCOT DISTRICT NEYVELI RANGE



# SOUTH ARCOT DISTRICT VEERASINGANAKUMAR VILLAGE

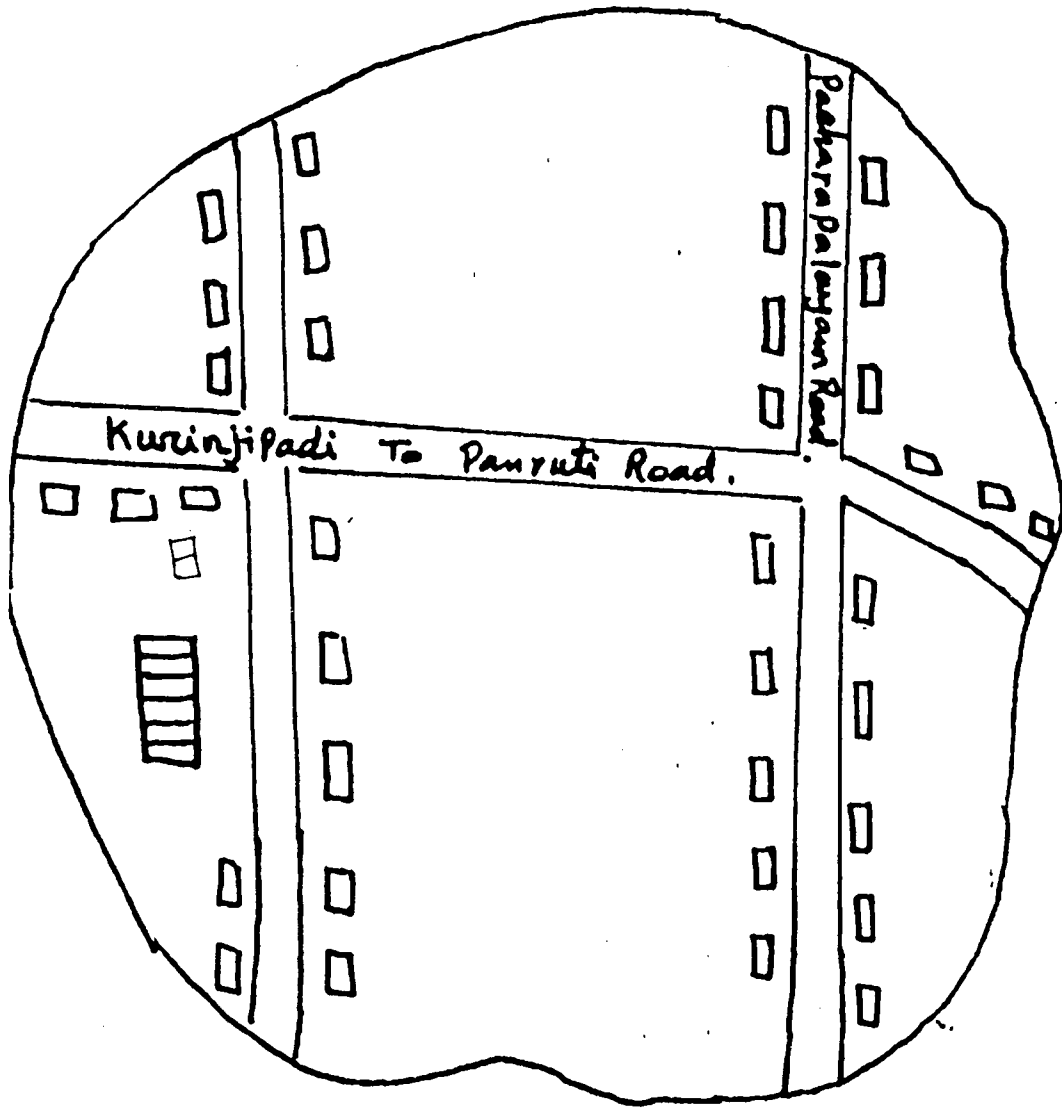


# SOUTH ARCOT DISTRICT VENKEDAMPETTAI VIL LLLAGE



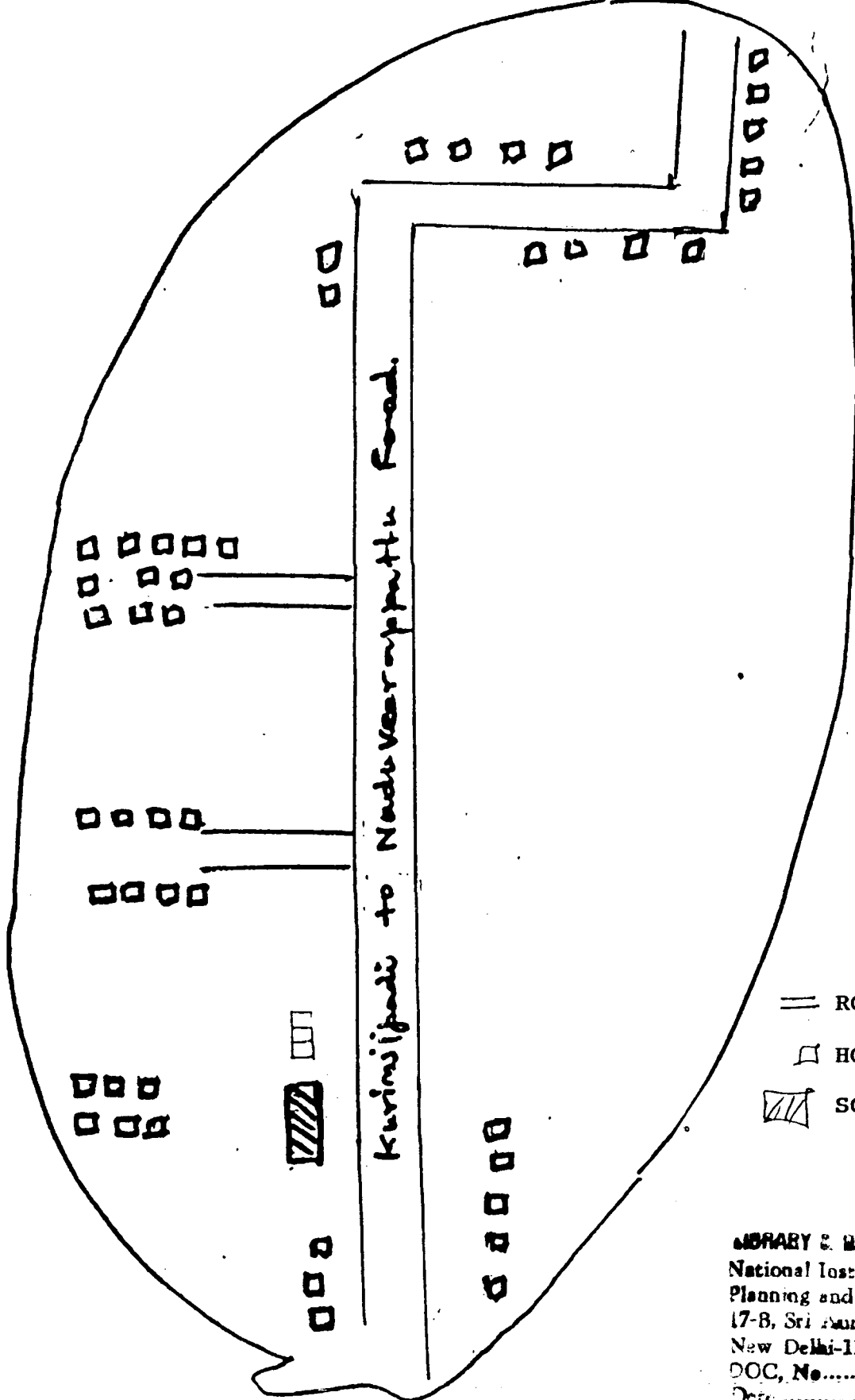
- == ROAD
- HOUSE
- ▨ SCHOOL

# SOUTH ARCOT DISTRICT KANNITHAMALINGAM



- == ROAD
- ▨ SCHOOL
- HOUSE

**SOUTH ARCOT DISTRICT  
VILLAGE MAP KO. CHATHI RAM**



- == ROAD
- HOUSE
- ▨ SCHOOL

LIBRARY & DOCUMENTATION CENTRE  
National Institute of Educational  
Planning and Administration.  
17-B, Sri Aurobindo Marg,  
New Delhi-110016  
DOC, No. D-10544  
Date 16.12.2014

NIEPA DC



D10544