




# EDUCATIONAL STATISTICS

2009 - 2010




**Commissioner & Director of School Education**


Andhra Pradesh, Hyderabad



Schools



Enrolment



Teachers



# **EDUCATIONAL STATISTICS**

## **2009 - 2010**

**COMMISSIONER & DIRECTOR OF SCHOOL EDUCATION  
ANDHRA PRADESH, HYDERABAD**

*The Right Place of every Child is School*

## ముందు మాట

పాఠశాల విద్యాశాఖ కమీషనర్ మరియు సంచాలకులవారి కార్యాలయం నుండి ప్రతి విద్యాసంవత్సరానికి గాను విద్యాగణాంక వివరములను పుస్తకరూపంలో విడుదల చేయటం జరుగుతుంది. వరుసక్రమములో తొమ్మిదవది అయిన ఈ పుస్తకంలో 2009 - 2010 విద్యా సంవత్సరమునకు సంబంధించిన విద్యా గణాంకాల వివరములు పొందుపరచడం జరిగింది.

ఈ పుస్తకంలో 2001 జనాభా లెక్కలు అంటే స్త్రీ పురుషుల జనాభా, గ్రామీణ మరియు పట్టణం వారీగా జనాభా, దేశ మరియు రాష్ట్రానికి సంబంధించిన అక్షరాస్యతా రేట్లు, జనాభా పెరుగుదల రేట్లు, బడి ఈడు పిల్లల సంఖ్యా వివరములు ఇవ్వడం జరిగింది.

జిల్లాల వారీగా నడుపబడుచున్న ప్రాథమిక, ప్రాథమికోన్నత మరియు ఉన్నత పాఠశాలల సంఖ్య, పిల్లల నమోదు మరియు ఆయా పాఠశాలలలో పనిచేస్తున్న ఉపాధ్యాయుల సంఖ్యను పొందుపరచడమైనది. విద్యాసూచికలకు సంబంధించిన వివరాలైన విద్యార్థి-ఉపాధ్యాయుని రేటు, బడి మానివేయు పిల్లల రేటు, క్రింది తరగతి నుండి పై తరగతికి నమోదు శాతముతో పాటు మార్చి 2010 లో నిర్వహించిన 10 వ తరగతి పరీక్షా పలితాలను కూడా పొందుపరచడమైనది.

గత సంవత్సరము (2008-09)లో 98,027 పాఠశాలలు ఉండగా అవి ఈ విద్యాసంవత్సరము (2009-10) లో 99,563 కు పెరిగాయి. 2009-2010 సంవత్సరం విద్యా గణాంకాల వివరములతో పాటు 2000-2001 సంవత్సరము నుండి 2009-2010 సంవత్సరము వరకు గల పాఠశాలల సంఖ్య, నమోదు మరియు ఉపాధ్యాయుల వివరములను కూడా పొందుపరచడమైనది.

ఈ పుస్తకము రాష్ట్ర, జిల్లా స్థాయిలో విద్యాశాఖ వారికి, ప్రణాళికా విభాగము వారికి అధికారులకు, అనధికారులకు విద్యాగణాంక వివరములపై పరిశోధన జరుపు పరిశోధకులకు, ఇతర నిర్వాహకులకు మరియు విద్యా వివరములతో ముడిపడి ఉన్న ప్రతి విభాగము వారికి ఉపయోగకరముగా ఉంటుందని భావిస్తున్నాము. ఈ పుస్తకమును ఇంకా అభివృద్ధి చేయటానికి మీ అమూల్యమైన సూచనలు, సలహాలు కోరుతున్నాము.

ఆర్. సత్యనారాయణ

డా॥ ఆర్. సత్యనారాయణ,

కమీషనర్ మరియు సంచాలకులు, (F.A.C)  
పాఠశాలనిధ్య.

హైదరాబాద్

తేది : 30-06-2010

# CONTENTS

Sl.No.	Title	Page No.
1	Andhra Pradesh at a glance .....	1
<b>Population Characteristics - Census 2001</b>		
2	Area, No. of Mandals, Revenue Villages, Density & Growth Rate - 2001 Census ..	2
3	District wise Total, SC and ST Population (2001 census) .....	3-4
4	District wise Total, Rural and Urban Population and Sex Ratio (2001 census) ..	5-6
5	Population of Scheduled Caste and Percentage of SC Population-2001 Census ..	7-8
6	Population of Scheduled Tribe and Percentage of ST Population-2001 Census ..	9-10
7	State wise Literacy Rates - Census 2001 .....	11-12
8	District wise Literacy Rates (2001 census) .....	13-14
9	District wise Rural & Urban Literacy Rates (2001 census) .....	15-16
10	District Wise Growth in Literacy Rates-1991-2001 Census .....	17-18
11	Projected Age Group population (2009-10) - ALL .....	19-20
12	Projected Age Group population (2009-10) - SC .....	21-22
13	Projected Age Group population (2009-10) - ST .....	23-24
14	District wise Hindu, Muslim and Christian Population (2001 census) .....	25-26
<b>Schools, Enrolment &amp; Teachers (State abstracts) (2009-10)</b>		
15	Type wise & Management wise Institutions .....	27
16	Type wise & Management wise Enrolment .....	28
17	Type wise & Management wise Teachers .....	29
18	Type wise & Management wise Vidya Volunteers .....	30
19	Type wise & Stage wise Enrolment & Type -wise and Medium wise No. of Institutions in Exclusive schools .....	31

Sl.No.	Title	Page No.
20	Type -wise & Medium-wise No. of Institutions in Parallel Media schools .....	32
21	Type-wise & Medium Wise Enrolment in Exclusive and Parallel Medium Schools .....	33
22	Type-wise & Medium Wise Teachers in Exclusive and Parallel Medium Schools .....	34
23	Class-wise S.C., S.T., ALL & B.C. Enrolment .....	35-36
<b>Management-Wise Institutions (2009-10)</b>		
24	Management Wise Number of Total Schools .....	37
25	Management Wise Number of Primary Schools .....	38
26	Management Wise Number of Upper Primary Schools .....	39
27	Management Wise Number of High Schools .....	40
28	Management Wise Number of Higher Secondary Schools .....	41
<b>Management-Wise Enrolment (2009-10)</b>		
29	Management-Wise Enrolment in Primary Schools .....	42-43
30	Management-Wise Enrolment in Upper Primary Schools .....	44-45
31	Management-Wise Enrolment in High Schools .....	46-47
32	Management-Wise Enrolment in Higher Secondary Schools .....	48-49
33	Management-Wise Enrolment in Total Schools .....	50-51
34	Type Wise Total Enrolment .....	52-53
<b>Management-Wise Teachers (2009-10)</b>		
35	Management-Wise Teachers in Primary Schools .....	54-55
36	Management-Wise Teachers in Upper Primary Schools .....	56-57
37	Management-Wise Teachers in High Schools .....	58-59
38	Management-Wise Teachers in Higher Secondary Schools .....	60-61

Sl.No.	Title	Page No.
39	Management-Wise Teachers in All Schools .....	62-63
40	Type Wise Total Teachers .....	64-65
<b>Type-Wise Vidya Volunteers (2009-10)</b>		
41	Management-Wise Vidya Volunteers in Primary Schools .....	66-67
42	Management-Wise Vidya Volunteers in Upper Primary Schools .....	68-69
43	Management-Wise Vidya Volunteers in High Schools .....	70-71
44	Management-Wise Vidya Volunteers in Total Schools .....	72-73
45	Type Wise Total Vidya Volunteers .....	74-75
<b>Class-Wise Enrolment (2009-10)</b>		
46	Class-wise Enrolment - ALL (Classes PP-V) .....	76-77
47	Class wise Enrolment - ALL (Classes VI-XII) .....	78-79
48	Stage wise Enrolment - ALL .....	80-81
49	Class-wise Enrolment- B.C. (Classes PP-V) .....	82-83
50	Class wise Enrolment - B.C. (Classes VI-XII) .....	84-85
51	Stage wise Enrolment - B.C. ....	86-87
52	Class-wise Enrolment - S.C.(Classes PP-V) .....	88-89
53	Class wise Enrolment - S.C.(Classes VI-XII) .....	90-91
54	Stage wise Enrolment - S.C. ....	92-93
55	Class-wise Enrolment - S.T. (Classes PP-V) .....	94-95
56	Class wise Enrolment - S.T. (Classes VI-XII) .....	96-97
57	Stage wise Enrolment - S.T. ....	98-99

Sl.No.	Title	Page No.
<b>Indicators (2009-10)</b>		
58	Gross Enrolment Ratio-All ( 6 -10 Age Group ) .....	100-101
59	Gross Enrolment Ratio-SC ( 6 -10 Age Group ) .....	102-103
60	Gross Enrolment Ratio-ST ( 6 -10 Age Group ) .....	104-105
61	Gross Enrolment Ratio-All ( 11 -12 Age Group ) .....	106-107
62	Gross Enrolment Ratio- SC ( 11 -12 Age Group ) .....	108-109
63	Gross Enrolment Ratio- ST ( 11 -12 Age Group ) .....	110-111
64	Gross Enrolment Ratio-All ( 13 -15 Age Group ) .....	112-113
65	Gross Enrolment Ratio- SC ( 13 -15 Age Group ) .....	114-115
66	Gross Enrolment Ratio- ST ( 13 -15 Age Group ) .....	116-117
67	Dropout Rates I - V -All .....	118-119
68	Dropout Rates I - V -SC .....	120-121
69	Dropout Rates I - V -ST .....	122-123
70	Dropout Rates I - VII -All .....	124-125
71	Dropout Rates I - VII -SC .....	126-127
72	Dropout Rates I - VII -ST .....	128-129
73	Dropout Rates I - X -All .....	130-131
74	Dropout Rates I - X -SC .....	132-133
75	Dropout Rates I - X -ST .....	134-135
76	Teacher-Pupil Ratio(Primary,Upper Primary,High Schools) .....	136
77	Transition Rate - 2009-10 .....	137
78	SSC Examination Results , March 2010 (Regular) .....	138-139



Sl.No.	Title	Page No.
<b>Budget</b>		
79	Budget out lay and Expenditure 2007-08 and 2008-09 .....	140
80	Budget Estimates - 2007-08 To 2009-10 .....	141
<b>Data From 2000-01 To 2009-10</b>		
81	Management Wise Number of Primary Schools .....	142
82	Management Wise Number of Upper Primary Schools .....	143
83	Management Wise Number of High Schools .....	144
84	Management Wise Number of Higher Secondary Schools .....	145
85	Type - Wise Management Wise Number of Total Schools .....	146-147
86	Type Wise Enrolment - 2000-2001 To 2009-10 (ALL) .....	148-149
87	Year Wise & Class Wise Enrolment - 2000-01 To 2009-10 ( Boys ) .....	150-151
88	Year Wise & Class Wise Enrolment - 2000-2001 To 2009-10 ( Girls ) .....	152-153
89	Year Wise & Class Wise Enrolment - 2000-2001 To 2009-10 ( Total ) .....	154-155
90	Stage Wise Enrolment - 2000-2001 To 2009-10 ( All ) .....	156-157
91	Type Wise Teachers - 2000-2001 To 2009-10 .....	158-159
92	Gross Enrolment Ratio - 2000-2001 To 2009-10 ( All ) .....	160
93	Drop Out Ratio - 2000-2001 To 2009-10 ( All ) .....	161
94	SSC Examination Results , 2000-2001 To 2009-10 (Regular) .....	162
95	Formulae for the calculation of GER, Drop Out Ratio and TP Ratio .....	163
96	Abbreviations .....	164

# ANDHRA PRADESH AT A GLANCE

	Characteristic	Reference Year	Unit	
1	Area	2001 Census	'000 Sq Kms.	275
2	Districts	"	Number	23
3	Revenue Mandals	"	"	1128
4	Gram Panchayats	"	"	21176
5	No. of Villages	"	"	28,123
	Inhabited			26,613
	Un-inhabited			1,510
6	Towns	"	"	210
7	Population	2001 Census	Lakhs	762.10
8	Males	"	"	385.27
9	Females	"	"	376.83
10	Females per 1000 males	"	Number	978
11	Rural Population	"	Lakhs	554.01
12	Urban Population	"	"	208.09
13	S.C. Population	"	"	123.39
14	S.T. Population	"	"	50.24
15	Density of Population	"	Per Sq Km.	277
16	Growth Rate	1991-2001	%	14.59
17	Literacy Rate	2001 Census	"	60.47
18	Male Literacy Rate	"	"	70.32
19	Female Literacy Rate	"	"	50.43

Three new revenue mandals namely Rowthulapudi mandal in East Godavari District, Elgaid mandal in Karimnagar district and Thoguta in Medak district were formed after 2001 Census.

**DISTRICT- WISE AREA, NO. OF MANDALS, REVENUE VILLAGES,  
DENSITY AND GROWTH RATE - 2001 CENSUS**

Sl. No.	District	Area (in '000 Sq. Km)	No. of Mandals	No. of Villages	Density	Growth rate (199-2001)
1	Srikakulam	5.80	38	1814	436	8.93
2	Vizianagaram	6.50	34	1524	345	6.36
3	Visakhapatnam	11.20	43	3294	338	15.36
4	East Godavari	10.80	60	1379	451	7.3
5	West Godavari	7.70	46	883	493	7.92
6	Krishna	8.70	50	986	485	14.05
7	Guntur	11.40	57	717	386	7.27
8	Prakasam	17.60	56	1083	174	10.72
9	Nellore	13.10	46	1192	203	11.18
10	Chittoor	15.20	66	1518	246	14.54
11	Kadapa	15.40	51	954	167	13.48
12	Anantapur	19.10	63	952	191	14.31
13	Kurnool	17.70	54	913	198	18.14
14	Mahabubnagar	18.40	64	1550	191	13.97
15	Ranga Reddy	7.50	37	923	468	37.41
16	Hyderabad	0.20	16	-	18432	17.18
17	Medak	9.70	45	1254	274	17.29
18	Nizamabad	8.00	36	918	293	14.98
19	Adilabad	16.10	52	1729	154	19.06
20	Karimnagar	11.80	57	1092	295	14.47
21	Warangal	12.90	51	1071	250	14.63
22	Khammam	16.00	46	1229	160	15.78
23	Nalgonda	14.20	59	1148	228	13.55
<b>Andhra Pradesh</b>		<b>275.00</b>	<b>1127</b>	<b>28123</b>	<b>275</b>	<b>13.86</b>

## DISTRICT WISE TOTAL

Dist Code	Name of the District	Total Population		
		Male	Female	Total
1	Srikakulam	1260020	1277573	2537593
2	Vizianagaram	1119541	1129713	2249254
3	Visakhapatnam	1930197	1902139	3832336
4	East Godavari	2459640	2441780	4901420
5	West Godavari	1910038	1893479	3803517
6	Krishna	2117401	2070440	4187841
7	Guntur	2250279	2214865	4465144
8	Prakasam	1552332	1507091	3059423
9	Nellore	1344935	1323629	2668564
10	Chittoor	1889690	1856185	3745875
11	Kadapa	1318093	1283704	2601797
12	Anantapur	1859588	1780890	3640478
13	Kurnool	1796214	1733280	3529494
14	Mahabubnagar	1782340	1731594	3513934
15	Rangareddy	1839227	1735837	3575064
16	Hyderabad	1981173	1848580	3829753
17	Medak	1352446	1317651	2670097
18	Nizamabad	1162905	1182780	2345685
19	Adilabad	1250958	1237045	2488003
20	Karimnagar	1747968	1743854	3491822
21	Warangal	1644895	1601109	3246004
22	Khammam	1305543	1273384	2578927
23	Nalgonda	1651990	1595992	3247982
	<b>TOTAL</b>	<b>38527413</b>	<b>37682594</b>	<b>76210007</b>

Source : CENSUS OF INDIA 2001

## SC & ST POPULATION - 2001 CENSUS

SC Population			%to Total	ST Population			%to Total
Male	Female	Total		Male	Female	Total	
113730	115879	229609	9.05	75284	75965	151249	5.96
119116	118907	238023	10.58	106079	108760	214839	9.55
146813	144406	291219	7.60	278399	279173	557572	14.55
442325	439325	881650	17.99	95234	96327	191561	3.91
367155	361808	728963	19.17	47887	48772	96659	2.54
378329	368503	746832	17.83	55201	52410	107611	2.57
414712	403293	818005	18.32	106101	102056	208157	4.66
330531	320967	651498	21.29	60670	57571	118241	3.86
295649	291508	587157	22.00	123554	118703	242257	9.08
353437	348883	702320	18.75	65048	63037	128085	3.42
207302	202190	409492	15.74	31643	29728	61371	2.36
263291	251605	514896	14.14	65722	61439	127161	3.49
320496	308141	628637	17.81	36097	33538	69635	1.97
304628	296299	600927	17.10	143115	135587	278702	7.93
263576	256469	520045	14.55	75054	71003	146057	4.09
154759	152489	307248	8.02	17862	16698	34560	0.90
235715	233777	469492	17.58	68966	65567	134533	5.04
170201	177957	348158	14.84	83135	82600	165735	7.07
231793	229421	461214	18.54	209586	206925	416511	16.74
325829	324417	650246	18.62	45807	44829	90636	2.60
279917	271468	551385	16.99	235451	222228	457679	14.10
216747	209945	426692	16.55	344027	338590	682617	26.47
291960	283828	575788	17.73	178373	164303	342676	10.55
6228011	6111485	12339496	16.19	2548295	2475809	5024104	6.59

## DISTRICT WISE RURAL AND URBAN

Sl. No.	Name of the District	Total			
		Male	Female	Total	Sex Ratio
1	Adilabad	1250958	1237045	2488003	989
2	Nizamabad	1162905	1182780	2345685	1017
3	Karimnagar	1747968	1743854	3491822	998
4	Medak	1352446	1317651	2670097	974
5	Hyderabad	1981173	1848580	3829753	933
6	Rangareddy	1839227	1735837	3575064	944
7	Mahabubnagar	1782340	1731594	3513934	972
8	Nalgonda	1651990	1595992	3247982	966
9	Warangal	1644895	1601109	3246004	973
10	Khammam	1305543	1273384	2578927	975
11	Srikakulam	1260020	1277573	2537593	1014
12	Vizianagaram	1119541	1129713	2249254	1009
13	Visakhapatnam	1930197	1902139	3832336	985
14	East Godavari	2459640	2441780	4901420	993
15	West Godavari	1910038	1893479	3803517	991
16	Krishna	2117401	2070440	4187841	978
17	Guntur	2250279	2214865	4465144	984
18	Prakasam	1552332	1507091	3059423	971
19	Nellore	1344935	1323629	2668564	984
20	Kadapa	1318093	1283704	2601797	974
21	Kurnool	1796214	1733280	3529494	965
22	Anantapur	1859588	1780890	3640478	958
23	Chittoor	1889690	1856185	3745875	982
<b>ANDHRA PRADESH</b>		<b>38527413</b>	<b>37682594</b>	<b>76210007</b>	<b>9782</b>

## POPULATION AND SEX RATIO -2001 CENSUS

Rural				Urban			
Male	Female	Total	Sex Ratio	Male	Female	Total	Sex Ratio
915067	912919	1827986	998	335891	324126	660017	965
947773	973174	1920947	1027	215132	209606	424738	974
1402279	1410731	2813010	1006	345689	333123	678812	964
1155418	1131155	2286573	979	197028	186496	383524	947
0	0	0	0	1981173	1848580	3829753	933
834579	802648	1637227	962	1004648	933189	1937837	929
1592325	1550254	3142579	974	190015	181340	371355	954
1429458	1385846	2815304	969	222532	210146	432678	944
1328589	1294203	2622792	974	316306	306906	623212	970
1047248	1020818	2068066	975	258295	252566	510861	978
1121420	1137514	2258934	1014	138600	140059	278659	1011
914907	921952	1836859	1008	204634	207761	412395	1015
1149912	1151525	2301437	1001	780285	750614	1530899	962
1885119	1864416	3749535	989	574521	577364	1151885	1005
1537700	1514930	3052630	985	372338	378549	750887	1017
1439115	1405279	2844394	976	678286	665161	1343447	981
1604767	1574617	3179384	981	645512	640248	1285760	992
1316473	1275582	2592055	969	235859	231509	467368	982
1043308	1026213	2069521	984	301627	297416	599043	986
1021177	992867	2014044	972	296916	290837	587753	980
1380605	1331425	2712030	964	415609	401855	817464	967
1391905	1329010	2720915	955	467683	451880	919563	966
1478060	1456785	2934845	986	411630	399400	811030	970
7937204	27463863	55401067	983	10590209	10218731	20808940	965

## POPULATION OF SCHEDULED CASTE AND PERCENTAGE OF

Sl. No.	Name of the District	Total			
		Male	Female	Total	Sex Ratio
1	Adilabad	231793	229421	461214	18.54
2	Nizamabad	170201	177957	348158	14.84
3	Karimnagar	325829	324417	650246	18.62
4	Medak	235715	233777	469492	17.58
5	Hyderabad	154759	152489	307248	8.02
6	Rangareddy	263576	256469	520045	14.55
7	Mahabubnagar	304628	296299	600927	17.10
8	Nalgonda	291960	283828	575788	17.73
9	Warangal	279917	271468	551385	16.99
10	Khammam	216747	209945	426692	16.55
11	Srikakulam	113730	115879	229609	9.05
12	Vizianagaram	119116	118907	238023	10.58
13	Visakhapatnam	146813	144406	291219	7.60
14	East Godavari	442325	439325	881650	17.99
15	West Godavari	367155	361808	728963	19.17
16	Krishna	378329	368503	746832	17.83
17	Guntur	414712	403293	818005	18.32
18	Prakasam	330531	320967	651498	21.29
19	Nellore	295649	291508	587157	22.00
20	Kadapa	207302	202190	409492	15.74
21	Kurnool	320496	308141	628637	17.81
22	Anantapur	263291	251605	514896	14.14
23	Chittoor	353437	348883	702320	18.75
<b>ANDHRA PRADESH</b>		<b>6228011</b>	<b>6111485</b>	<b>12339496</b>	<b>16.19</b>



## S.C. POPULATION TO TOTAL POPULATION 2001 CENSUS

Rural				Urban			
Male	Female	Total	Sex Ratio	Male	Female	Total	Sex Ratio
177064	175962	353026	19.31	54729	53459	108188	16.39
154067	161568	315635	16.43	16134	16389	32523	7.66
283722	282803	566525	20.14	42107	41614	83721	12.33
217035	214827	431862	18.89	18680	18950	37630	9.81
0	0	0	0	154759	152489	307248	8.02
170916	166120	337036	20.59	92660	90349	183009	9.44
289694	281819	571513	18.19	14934	14480	29414	7.92
266585	259413	525998	18.68	25375	24415	49790	11.51
239397	231739	471136	17.96	40520	39729	80249	12.88
180305	173878	354183	17.13	36442	36067	72509	14.19
102146	103422	205568	9.10	11584	12457	24041	8.63
95012	94111	189123	10.30	24104	24796	48900	11.86
83117	81289	164406	7.14	63696	63117	126813	8.28
375282	370889	746171	19.90	67043	68436	135479	11.76
324593	317991	642584	21.05	42562	43817	86379	11.50
320021	309342	629363	22.13	58308	59161	117469	8.74
343715	332885	676600	21.28	70997	70408	141405	11.00
303760	294138	597898	23.07	26771	26829	53600	11.47
259532	255345	514877	24.88	36117	36163	72280	12.07
181745	176899	358644	17.81	25557	25291	50848	8.65
261552	250109	511661	18.87	58944	58032	116976	14.31
223445	212508	435953	16.02	39846	39097	78943	8.58
311786	307861	619647	21.11	41651	41022	82673	10.19
5164491	5054918	10219409	18.45	1063520	1056567	2120087	10.19

## POPULATION OF SCHEDULED TRIBE AND

Sl. No.	Name of the District	Total			
		Male	Female	Total	Sex Ratio
1	Adilabad	209586	206925	416511	16.74
2	Nizamabad	83135	82600	165735	7.07
3	Karimnagar	45807	44829	90636	2.60
4	Medak	68966	65567	134533	5.04
5	Hyderabad	17862	16698	34560	0.90
6	Rangareddy	75054	71003	146057	4.09
7	Mahabubnagar	143115	135587	278702	7.93
8	Nalgonda	178373	164303	342676	10.55
9	Warangal	235451	222228	457679	14.10
10	Khammam	344027	338590	682617	26.47
11	Srikakulam	75284	75965	151249	5.96
12	Vizianagaram	106079	108760	214839	9.55
13	Visakhapatnam	278399	279173	557572	14.55
14	East Godavari	95234	96327	191561	3.91
15	West Godavari	47887	48772	96659	2.54
16	Krishna	55201	52410	107611	2.57
17	Guntur	106101	102056	208157	4.66
18	Prakasam	60670	57571	118241	3.86
19	Nellore	123554	118703	242257	9.08
20	Kadapa	31643	29728	61371	2.36
21	Kurnool	36097	33538	69635	1.97
22	Anantapur	65722	61439	127161	3.49
23	Chittoor	65048	63037	128085	3.42
<b>ANDHRA PRADESH</b>		<b>2548295</b>	<b>2475809</b>	<b>5024104</b>	<b>6.59</b>

## PERCENTAGE OF S.T. POPULATION TO TOTAL POPULATION

Rural				Urban			
Male	Female	Total	Sex Ratio	Male	Female	Total	Sex Ratio
199504	197027	396531	21.69	10082	9898	19980	3.03
80951	80659	161610	8.41	2184	1941	4125	0.97
41071	40459	81530	2.90	4736	4370	9106	1.34
66696	63412	130108	5.69	2270	2155	4425	1.15
0	0	0	0.00	17862	16698	34560	0.90
61282	58499	119781	7.32	13772	12504	26276	1.36
140249	133309	273558	8.70	2866	2278	5144	1.39
169163	157743	326906	11.61	9210	6560	15770	3.64
228572	215837	444409	16.94	6879	6391	13270	2.13
323588	318139	641727	31.03	20439	20451	40890	8.00
73994	74763	148757	6.59	1290	1202	2492	0.89
102962	105671	208633	11.36	3117	3089	6206	1.50
268258	270350	538608	23.40	10141	8823	18964	1.24
90152	91437	181589	4.84	5082	4890	9972	0.87
43985	44878	88863	2.91	3902	3894	7796	1.04
45507	43204	88711	3.12	9694	9206	18900	1.41
86953	83506	170459	5.36	19148	18550	37698	2.93
50972	48144	99116	3.82	9698	9427	19125	4.09
107999	103265	211264	10.21	15555	15438	30993	5.17
27449	25738	53187	2.64	4194	3990	8184	1.39
30076	28164	58240	2.15	6021	5374	11395	1.39
57641	53816	111457	4.10	8081	7623	15704	1.71
56915	54964	111879	3.81	8133	8073	16206	2.00
2353939	2292984	4646923	8.39	194356	182825	377181	1.81

## STATE WISE LITERACY

State Code	Name of the State	Literacy Rate			Rank
		Male	Female	Total	
1	Jammu and Kashmir	66.60	43.00	55.52	-
2	Himachal Pradesh	85.35	67.42	76.48	11
3	Punjab	75.23	63.36	69.65	16
4	Chandigarh*	86.14	76.47	81.94	5
5	Uttaranchal	83.28	59.63	71.62	14
6	Haryana	78.49	55.73	67.91	20
7	Delhi*	87.33	74.71	81.67	6
8	Rajasthan	75.70	43.85	60.41	29
9	Uttar Pradesh	68.82	42.22	56.27	31
10	Bihar	59.68	33.12	47.00	34
11	Sikkim	76.04	60.40	68.81	18
12	Arunachal Pradesh	63.83	43.53	54.34	32
13	Nagaland	71.16	61.46	66.59	22
14	Manipur	80.33	60.53	70.53	15
15	Mizoram	90.72	86.75	88.80	2
16	Tripura	81.02	64.91	73.19	13
17	Meghalaya	65.43	59.61	62.56	27
18	Assam	71.28	54.61	63.25	25
19	West Bengal	77.02	59.61	68.64	19
20	Jharkhand	67.30	38.87	53.56	33

## RATE - 2001 CENSUS

State Code	Name of the State	Literacy Rate			Rank
		Male	Female	Total	
21	Orissa	75.35	50.51	63.08	26
22	Chhattisgarh	77.38	51.85	64.66	23
23	Mandhya Pradesh	76.06	50.29	63.74	24
24	Gujarath	79.66	57.80	69.14	17
25	Daman and Diu*	86.76	65.61	78.18	9
26	Dadra and Haveli*	71.18	40.23	57.63	30
27	Maharashtra	85.97	67.03	76.88	10
28	Andhra Pradesh	70.32	50.43	60.47	28
29	Karnataka	76.10	56.87	66.64	21
30	Goa	88.42	75.37	82.01	4
31	Lakshadweep*	92.53	80.47	86.66	3
32	Kerala	94.24	87.72	90.86	1
33	Tamilnadu	82.42	64.43	73.45	12
34	Pondicherry*	88.62	73.90	81.24	8
35	Andaman and Nicobar Islands*	86.33	75.24	81.30	7
<b>TOTAL</b>		<b>75.26</b>	<b>53.67</b>	<b>64.84</b>	

**Note:** \* Union Territories

**Source :** CENSUS OF INDIA 2001.

## DISTRICT WISE LITERACY

Sl. No.	Name of the District	ALL		
		Male	Female	Total
1	Srikakulam	67.19	43.68	55.31
2	Vizianagaram	62.37	39.91	51.07
3	Visakhapatnam	69.68	50.12	59.96
4	East Godavari	70.00	60.94	65.48
5	West Godavari	78.05	68.99	73.53
6	Krishna	74.39	63.19	68.85
7	Guntur	71.22	53.74	62.53
8	Prakasam	69.35	45.08	57.38
9	Nellore	73.67	56.38	65.08
10	Chittoor	77.62	55.78	66.77
11	Kadapa	75.83	49.54	62.83
12	Anantapur	68.38	43.34	56.13
13	Kurnool	65.96	40.03	53.22
14	Mahabubnagar	56.63	31.89	44.41
15	Rangareddy	75.26	56.49	66.16
16	Hyderabad	83.74	73.50	78.80
17	Medak	64.33	38.66	51.65
18	Nizamabad	64.91	39.48	52.02
19	Adilabad	64.98	40.30	52.68
20	Karimnagar	67.09	42.75	54.90
21	Warangal	68.88	45.09	57.13
22	Khammam	66.11	47.44	56.89
23	Nalgonda	69.23	44.68	57.15
<b>TOTAL</b>		<b>70.32</b>	<b>50.43</b>	<b>60.47</b>

## RATE - 2001 CENSUS

SC			ST		
Male	Female	Total	Male	Female	Total
63.94	42.09	52.88	53.32	30.61	41.92
59.99	38.61	49.31	44.6	26.21	35.28
70.87	52.98	61.99	45.98	22.67	34.34
65.97	56.29	61.14	50.36	38.91	44.6
73.28	64.16	68.75	55.87	45.96	50.86
69.76	57.81	63.87	51.3	35.78	43.75
67.17	49.12	58.26	46.59	27.59	37.28
65.13	40.29	52.9	46.87	28.96	38.15
68.22	50.24	59.27	41.9	32.77	37.42
70.87	49	59.99	52.78	35.83	44.44
67.75	40.42	54.25	51.7	30.1	41.2
55.9	32.48	44.48	57.22	30.89	44.52
59.04	31.95	45.77	55.75	28.7	42.73
44.72	20.11	32.58	37.58	13.33	25.76
62.63	40.83	51.89	46.3	22.09	34.53
77.25	61.48	69.4	64.52	45.67	55.38
51.38	28.18	39.81	41.06	14.26	28.08
53.15	28.68	40.57	44.99	16.47	30.71
59.89	35.24	47.6	52.32	26.88	39.68
57.68	35.26	46.47	46.04	22.14	34.23
62.26	38.97	50.8	45.76	22.44	34.43
63.24	43.29	53.43	47.97	27.57	37.85
63.6	37.38	50.68	49.12	20.13	35.22
63.51	43.35	53.52	47.66	26.11	37.04

## DISTRICT - WISE RURAL AND URBAN

Sl. No.	Name of the District	Rural		
		Male	Female	Total
1	Srikakulam	65.05	41.06	52.93
2	Vizianagaram	57.93	34.37	46.08
3	Visakhapatnam	58.67	36.46	47.55
4	East Godavari	66.64	57.76	62.22
5	West Godavari	76.33	67.29	71.84
6	Krishna	70.51	58.76	64.7
7	Guntur	67.39	48.66	58.1
8	Prakasam	67.01	41.52	54.45
9	Nellore	70.62	52.02	61.38
10	Chittoor	74.7	51.18	63
11	Kadapa	73.86	45.73	59.97
12	Anantapur	64.65	37.85	51.56
13	Kurnool	62.72	34.67	48.94
14	Mahabubnagar	53.28	27.84	40.7
15	Rangareddy	64.58	40.05	52.56
16	Hyderabad	0	0	0
17	Medak	60.73	33.86	47.42
18	Nizamabad	61.39	34.54	47.71
19	Adilabad	59.55	33.04	46.27
20	Karimnagar	63.05	37.58	50.23
21	Warangal	64.07	39.11	51.73
22	Khammam	61.31	41.74	51.65
23	Nalgonda	66.15	40.57	53.54
<b>ANDHRA PRADESH</b>		<b>65.35</b>	<b>43.5</b>	<b>54.5</b>



## LITERACY RATES - 2001 CENSUS

Urban			Total		
Male	Female	Total	Male	Female	Total
84.1	64.58	74.26	67.19	43.68	55.31
81.77	63.85	72.71	62.37	39.91	51.07
85.49	70.55	78.16	69.68	50.12	59.96
80.87	71.02	75.92	70	60.94	65.48
85.07	75.71	80.34	78.05	68.99	73.53
82.59	72.5	77.58	74.39	63.19	68.85
80.72	66.09	73.42	71.24	53.74	62.54
82.2	64.3	73.32	69.35	45.08	57.38
84.06	71.24	77.68	73.67	56.38	65.08
87.94	72.33	80.24	77.62	55.78	66.77
82.58	62.5	72.62	75.83	49.54	62.83
79.36	59.29	69.5	68.38	43.34	56.13
76.45	57.37	67.07	65.96	40.03	53.22
83.77	65.59	74.89	56.63	31.89	44.41
83.88	70.28	77.34	75.26	56.49	66.16
83.74	73.5	78.8	83.74	73.5	78.8
85.1	67.32	76.46	64.33	38.66	51.65
80.23	62.37	71.4	64.91	39.48	52.02
79.29	60.17	69.88	64.98	40.3	52.68
83.17	64.31	73.9	67.09	42.75	54.9
88.49	69.59	79.17	68.88	45.09	57.13
85.1	69.86	77.56	66.11	47.44	56.89
88.55	71.33	80.2	69.23	44.68	57.15
<b>83.19</b>	<b>68.74</b>	<b>76.09</b>	<b>70.32</b>	<b>50.43</b>	<b>60.47</b>

## DISTRICT- WISE GROWTH IN

Sl. No.	Name of the District	Rural		
		Male	Female	Total
1	Srikakulam	49.14	67.19	18.05
2	Vizianagaram	45.93	62.37	16.44
3	Visakhapatnam	56.13	69.68	13.55
4	East Godavari	55.32	70	14.68
5	West Godavari	59.75	78.05	18.3
6	Krishna	60.54	74.39	13.85
7	Guntur	56.54	71.24	14.7
8	Prakasam	53.14	69.35	16.21
9	Nellore	58.4	73.67	15.27
10	Chittoor	62.61	77.62	15.01
11	Kadapa	63.14	75.83	12.69
12	Ananthapur	55.92	68.38	12.46
13	Kurnool	53.24	65.96	12.72
14	Mahabubnagar	40.8	56.63	15.83
15	Ranga Reddy	60.43	75.26	14.83
16	Hyderabad	78.9	83.74	4.84
17	Medak	45.15	64.33	19.18
18	Nizamabad	47.33	64.91	17.58
19	Adilabad	45.04	64.98	19.94
20	Karimnagar	50.97	67.09	16.12
21	Warangal	51.98	68.88	16.9
22	Khammam	50.04	66.11	16.07
23	Nalgonda	50.53	69.23	18.7
<b>ANDHRA PRADESH</b>		<b>55.13</b>	<b>70.32</b>	<b>15.19</b>

## LITERACY RATES 1991-2001 CENSUS

Urban			Total		
Male	Female	Total	Male	Female	Total
23.52	43.68	20.16	36.22	55.31	19.09
22.47	39.91	17.44	34.19	51.07	16.88
34.6	50.12	15.52	45.51	59.96	14.45
42.26	60.94	18.68	48.79	65.48	16.69
46.98	68.99	22.01	53.37	73.53	20.16
45.54	63.19	17.65	53.16	68.85	15.69
35.85	53.74	17.89	46.35	62.54	16.19
27.06	45.08	18.02	40.3	57.38	17.08
36.99	56.38	19.39	47.76	65.08	17.32
36.44	55.78	19.34	49.75	66.77	17.02
32.35	49.54	17.19	48.12	62.83	14.71
27.61	43.34	15.73	42.18	56.13	13.95
26.04	40.03	13.99	39.97	53.22	13.25
18.03	31.89	13.86	29.58	44.41	14.83
36.91	56.49	19.58	49.07	66.16	17.09
63.56	73.5	9.94	71.52	78.8	7.28
19.25	38.66	19.41	32.41	51.65	19.24
21.35	39.48	18.13	34.18	52.02	17.84
20.6	40.3	19.7	32.96	52.68	19.72
23.37	42.75	19.38	37.17	54.9	17.73
26.08	45.09	19.01	39.3	57.13	17.83
30.53	47.44	16.91	40.5	56.89	16.39
24.92	44.68	19.76	38	57.15	19.15
<b>32.72</b>	<b>50.43</b>	<b>17.71</b>	<b>44.09</b>	<b>60.47</b>	<b>16.38</b>

## PROJECTED AGE GROUP

Sl. No.	Name of the District	6-10 Age Group Population		
		Male	Female	Total
1	Srikakulam	119984	119947	239931
2	Vizianagaram	106607	106064	212671
3	Visakhapatnam	183802	178585	362387
4	East Godavari	234218	229250	463468
5	West Godavari	181882	177772	359654
6	Krishna	201628	194386	396014
7	Guntur	214281	207946	422227
8	Prakasam	147820	141495	289315
9	Nellore	128070	124271	252341
10	Chittoor	179944	174270	354214
11	Kadapa	125514	120522	246036
12	Anantapur	177078	167201	344279
13	Kurnool	171043	162731	333774
14	Mahabubnagar	169722	162573	332295
15	Rangareddy	175139	162971	338110
16	Hyderabad	188656	173556	362212
17	Medak	128786	123709	252495
18	Nizamabad	110737	111047	221784
19	Adilabad	119121	116141	235262
20	Karimnagar	166449	163724	330173
21	Warangal	156634	150322	306956
22	Khammam	124319	119553	243872
23	Nalgonda	157320	149856	307176
<b>TOTAL</b>		<b>3668754</b>	<b>3537892</b>	<b>7206646</b>

**Source:** Registrar General, India, Ministry of Home Affairs

## POPULATION 2009-2010 - ALL

11-12 Age Group Population			13-15 Age Group Population		
Male	Female	Total	Male	Female	Total
50576	50810	101386	79454	79218	158672
44937	44929	89866	70595	70050	140645
77476	75649	153125	121713	117945	239658
98727	97111	195838	155098	151407	306505
76667	75305	151972	120442	117408	237850
84990	82343	167333	133518	128381	261899
90324	88087	178411	141897	137336	279233
62309	59938	122247	97886	93450	191336
53984	52642	106626	84808	82074	166882
75850	73822	149672	119159	115096	234255
52907	51054	103961	83115	79598	162714
74642	70827	145469	117261	110427	227688
72098	68934	141032	113264	107475	220739
71541	68867	140408	112390	107370	219760
73825	69035	142860	115977	107633	223610
79522	73519	153041	124927	114624	239552
54286	52404	106690	85282	81703	166985
46678	47040	93718	73330	73340	146670
50212	49198	99410	78882	76705	155587
70161	69354	139515	110222	108131	218353
66024	63677	129701	103723	99279	203002
52403	50643	103046	82324	78958	161282
66309	63474	129783	104170	98962	203132
<b>1546458</b>	<b>1498660</b>	<b>3045118</b>	<b>2429436</b>	<b>2336571</b>	<b>4766007</b>

Government of India, New Delhi - May, 2006

## PROJECTED AGE GROUP

Sl. No.	Name of the District	6-10 Age Group Population		
		Male	Female	Total
1	Srikakulam	10829	10879	21708
2	Vizianagaram	11342	11163	22505
3	Visakhapatnam	13980	13557	27537
4	East Godavari	42120	41246	83366
5	West Godavari	34962	33968	68930
6	Krishna	36026	34597	70623
7	Guntur	39490	37863	77353
8	Prakasam	31474	30134	61608
9	Nellore	28152	27368	55520
10	Chittoor	33655	32755	66410
11	Kadapa	19740	18982	38722
12	Anantapur	25071	23622	48693
13	Kurnool	30518	28930	59448
14	Mahabubnagar	29007	27818	56825
15	Rangareddy	25098	24078	49176
16	Hyderabad	14736	14316	29052
17	Medak	22445	21948	44393
18	Nizamabad	16207	16707	32914
19	Adilabad	22072	21539	43611
20	Karimnagar	31026	30458	61484
21	Warangal	26654	25487	52141
22	Khammam	20639	19710	40349
23	Nalgonda	27803	26650	54453
<b>TOTAL</b>		<b>593046</b>	<b>573775</b>	<b>1166821</b>

**Source:** Registrar General, India, Ministry of Home Affairs

## POPULATION 2009-2010 - SC

11-12 Age Group Population			13-15 Age Group Population		
Male	Female	Total	Male	Female	Total
4565	4609	9174	7172	7185	14357
4781	4729	9510	7511	7373	14884
5893	5743	11636	9258	8954	18212
17755	17472	35227	27892	27241	55133
14737	14389	29127	23152	22434	45586
15186	14656	29841	23856	22850	46706
16646	16039	32685	26151	25007	51157
13267	12765	26032	20842	19902	40744
11867	11593	23461	18643	18075	36718
14187	13875	28062	22287	21633	43920
8321	8041	16362	13072	12537	25609
10568	10006	20575	16602	15601	32204
12864	12255	25119	20210	19107	39316
12228	11784	24012	19209	18373	37582
10580	10200	20780	16620	15903	32523
6212	6065	12276	9759	9455	19214
9461	9297	18759	14864	14496	29359
6832	7077	13909	10732	11035	21767
9304	9124	18428	14616	14226	28842
13079	12902	25981	20546	20116	40662
11236	10796	22032	17651	16833	34484
8700	8350	17050	13667	13018	26685
11719	11288	23007	18410	17599	36009
<b>249987</b>	<b>243058</b>	<b>493045</b>	<b>392722</b>	<b>378953</b>	<b>771674</b>

Government of India, New Delhi.

## PROJECTED AGE GROUP

Sl. No.	Name of the District	6-10 Age Group Population		
		Male	Female	Total
1	Srikakulam	7169	7132	14301
2	Vizianagaram	10101	10211	20312
3	Visakhapatnam	26510	26211	52721
4	East Godavari	9069	9044	18112
5	West Godavari	4560	4579	9139
6	Krishna	5256	4921	10177
7	Guntur	10103	9582	19685
8	Prakasam	5777	5405	11182
9	Nellore	11765	11145	22910
10	Chittoor	6194	5918	12112
11	Kadapa	3013	2791	5804
12	Anantapur	6258	5768	12027
13	Kurnool	3437	3149	6586
14	Mahabubnagar	13628	12730	26358
15	Rangareddy	7147	6666	13813
16	Hyderabad	1701	1568	3269
17	Medak	6567	6156	12723
18	Nizamabad	7916	7755	15672
19	Adilabad	19958	19427	39385
20	Karimnagar	4362	4209	8571
21	Warangal	22421	20864	43285
22	Khammam	32760	31789	64549
23	Nalgonda	16985	15426	32411
<b>TOTAL</b>		<b>242660</b>	<b>232445</b>	<b>475106</b>

**Source:** Registrar General, India, Ministry of Home Affairs



## POPULATION 2009-2010 - ST

11-12 Age Group Population			13-15 Age Group Population		
Male	Female	Total	Male	Female	Total
3021	3021	6042	4747	4710	9457
4257	4325	8582	6689	6743	13432
11174	11102	22276	17555	17310	34865
3822	3830	7652	6005	5972	11977
1922	1939	3861	3019	3024	6043
2215	2084	4299	3480	3249	6729
4258	4058	8316	6690	6328	13018
2435	2289	4724	3825	3569	7394
4959	4720	9679	7790	7360	15150
2610	2507	5117	4101	3908	8009
1270	1182	2452	1995	1843	3838
2638	2443	5081	4144	3809	7953
1448	1333	2781	2276	2079	4355
5744	5392	11136	9024	8407	17431
3012	2823	5835	4732	4402	9134
716	664	1380	1126	1035	2161
2768	2607	5375	4348	4065	8413
3336	3285	6621	5242	5121	10363
8412	8229	16641	13215	12830	26045
1838	1782	3620	2888	2779	5667
9450	8838	18288	14846	13779	28625
13808	13465	27273	21693	20994	42687
7159	6534	13693	11247	10187	21434
102272	98452	200724	160677	153503	314180

Government of India, New Delhi.

## DISTRICT WISE HINDU, MUSLIM AND

Sl. No.	Name of the District	Hindu			Muslim		
		Male	Female	Total	Male	Female	Total
1	Srikakulam	1248138	1264949	2513087	3853	3906	7759
2	Vizianagaram	1102399	1112142	2214541	7647	7825	15472
3	Visakhapatnam	1857328	1830952	3688280	36905	34764	71669
4	East Godavari	2386844	2365165	4752009	35320	35136	70456
5	West Godavari	1800050	1780157	3580207	39543	39505	79048
6	Krishna	1887978	1841226	3729204	134294	131323	265617
7	Guntur	1934043	1900161	3834204	245622	242217	487839
8	Prakasam	1434535	1391146	2825681	98896	96741	195637
9	Nellore	1201601	1181100	2382701	125016	123660	248676
10	Chittoor	1699225	1669653	3368878	173781	169184	342965
11	Kadapa	1105980	1075592	2181572	195693	191207	386900
12	Anantapur	1648485	1576671	3225156	198063	191138	389201
13	Kurnool	1481444	1428738	2910182	291577	280827	572404
14	Mahabubnagar	1620072	1573860	3193932	150762	146213	296975
15	Rangareddy	1576012	1487106	3063118	210248	198033	408281
16	Hyderabad	1097629	1024334	2121963	817394	759189	1576583
17	Medak	1180556	1153613	2334169	151898	144588	296486
18	Nizamabad	979163	1004112	1983275	171621	167203	338824
19	Adilabad	1109301	1098542	2207843	119869	116975	236844
20	Karimnagar	1627008	1624826	3251834	107898	105913	213811
21	Warangal	1535398	1493139	3028537	89841	87376	177217
22	Khammam	1218145	1187921	2406066	69726	67913	137639
23	Nalgonda	1546716	1493496	3040212	86772	83781	170553
<b>TOTAL</b>		<b>34278050</b>	<b>33558601</b>	<b>67836651</b>	<b>3562239</b>	<b>3424617</b>	<b>6986856</b>

Source: CENSUS OF INDIA 2001.

## CHRISTIAN POPULATION - 2001 CENSUS

Christian			Others			Total		
Male	Female	Total	Male	Female	Total	Male	Female	Total
6766	7433	14199	1263	1285	2548	1260020	1277573	2537593
7518	7977	15495	1977	1769	3746	1119541	1129713	2249254
30443	31784	62227	5521	4639	10160	1930197	1902139	3832336
32865	37135	70000	4611	4344	8955	2459640	2441780	4901420
67397	70966	138363	3048	2851	5899	1910038	1893479	3803517
89926	92688	182614	5203	5203	10406	2117401	2070440	4187841
64839	66874	131713	5775	5613	11388	2250279	2214865	4465144
16101	16573	32674	2800	2631	5431	1552332	1507091	3059423
15412	16181	31593	2906	2688	5594	1344935	1323629	2668564
13665	14672	28337	3019	2676	5695	1889690	1856185	3745875
14168	14810	28978	2252	2095	4347	1318093	1283704	2601797
10251	10519	20770	2789	2562	5351	1859588	1780890	3640478
19865	20716	40581	3328	2999	6327	1796214	1733280	3529494
9280	9520	18800	2226	2001	4227	1782340	1731594	3513934
45680	44213	89893	7287	6485	13772	1839227	1735837	3575064
45541	47374	92915	20609	17683	38292	1981173	1848580	3829753
17495	17156	34651	2497	2294	4791	1352446	1317651	2670097
7966	8238	16204	4155	3227	7382	1162905	1182780	2345685
7247	7504	14751	14541	14024	28565	1250958	1237045	2488003
10116	10460	20576	2946	2655	5601	1747968	1743854	3491822
16220	17134	33354	3436	3460	6896	1644895	1601109	3246004
15505	15272	30777	2167	2278	4445	1305543	1273384	2578927
16053	16399	32452	2449	2316	4765	1651990	1595992	3247982
580319	601598	1181917	106805	97778	204583	38527413	37682594	76210007

**TYPE WISE AND MANAGEMENT WISE INSTITUTIONS 2009 - 2010**

Sl.No	Type / Management	Type of School	Primary Schools	Uppers Primary Schools	High Schools	Higher Secondary Schools	Total
1	Central Government	Boys	23	0	34	60	117
		Girls	1	0	1	0	2
		<b>Total</b>	<b>24</b>	<b>0</b>	<b>35</b>	<b>60</b>	<b>119</b>
2	State Government	Boys	4936	358	1016	0	6310
		Girls	89	37	809	0	935
		<b>Total</b>	<b>5025</b>	<b>395</b>	<b>1825</b>	<b>0</b>	<b>7245</b>
3	M.P.P/Z.P.P	Boys	50222	8585	7881	0	66688
		Girls	87	4	320	0	411
		<b>Total</b>	<b>50309</b>	<b>8589</b>	<b>8201</b>	<b>0</b>	<b>67099</b>
4	Municipal	Boys	1619	165	270	0	2054
		Girls	7	3	35	0	45
		<b>Total</b>	<b>1626</b>	<b>168</b>	<b>305</b>	<b>0</b>	<b>2099</b>
5	Private Aided	Boys	2120	423	729	0	3272
		Girls	44	2	111	0	157
		<b>Total</b>	<b>2164</b>	<b>425</b>	<b>840</b>	<b>0</b>	<b>3429</b>
6	Private Un Aided	Boys	6767	5806	6898	40	19511
		Girls	17	1	39	4	61
		<b>Total</b>	<b>6784</b>	<b>5807</b>	<b>6937</b>	<b>44</b>	<b>19572</b>
	Total	Boys	65687	15337	16828	100	97952
		Girls	245	47	1315	4	1611
		<b>Total</b>	<b>65932</b>	<b>15384</b>	<b>18143</b>	<b>104</b>	<b>99563</b>

**TYPE WISE AND MANAGEMENT WISE ENROLMENT 2009 - 2010**

Sl.No	Type / Management	Type of School	Primary Schools	Uppers Primary Schools	High Schools	Higher Secondary Schools	Total
1	Central Government	Boys	1600	0	6012	27894	35506
		Girls	1591	0	5962	22275	29828
		<b>Total</b>	<b>3191</b>	<b>0</b>	<b>11974</b>	<b>50169</b>	<b>65334</b>
2	State Government	Boys	126833	30770	273344	0	430947
		Girls	144244	23781	338905	0	506930
		<b>Total</b>	<b>271077</b>	<b>54551</b>	<b>612249</b>	<b>0</b>	<b>937877</b>
3	M.P.P/Z.P.P	Boys	1343630	479748	1197009	0	3020387
		Girls	1468565	530587	1246685	0	3245837
		<b>Total</b>	<b>2812195</b>	<b>1010335</b>	<b>2443694</b>	<b>0</b>	<b>6266224</b>
4	Municipal	Boys	72673	14702	62347	0	149722
		Girls	83085	17406	74464	0	174955
		<b>Total</b>	<b>155758</b>	<b>32108</b>	<b>136811</b>	<b>0</b>	<b>324677</b>
5	Private Aided	Boys	129474	42901	131466	0	303841
		Girls	150641	44680	156860	0	352181
		<b>Total</b>	<b>280115</b>	<b>87581</b>	<b>288326</b>	<b>0</b>	<b>656022</b>
6	Private Un Aided	Boys	1051303	680441	1127603	24385	2883732
		Girls	818614	530833	856770	26273	2232490
		<b>Total</b>	<b>1869917</b>	<b>1211274</b>	<b>1984373</b>	<b>50658</b>	<b>5116222</b>
	Total	Boys	2725513	1248562	2797781	52279	6824135
		Girls	2666740	1147287	2679646	48548	6542221
		<b>Total</b>	<b>5392253</b>	<b>2395849</b>	<b>5477427</b>	<b>100827</b>	<b>13366356</b>

**TYPE WISE AND MANAGEMENT WISE TEACHERS 2009 - 2010**

Sl.No	Management	Teachers	Primary Schools	Uppers Primary Schools	High Schools	Higher Secondary Schools	Total
1	Central Government	Men	78	0	336	965	1379
		Women	92	0	310	1027	1429
		<b>Total</b>	<b>170</b>	<b>0</b>	<b>646</b>	<b>1992</b>	<b>2808</b>
2	State Government	Men	5106	1249	10976	-	17331
		Women	3975	422	9392	-	13789
		<b>Total</b>	<b>9081</b>	<b>1671</b>	<b>20368</b>	<b>-</b>	<b>31120</b>
3	M.P.P/Z.P.P	Men	61103	23560	58481	-	143144
		Women	38775	14149	29236	-	82160
		<b>Total</b>	<b>99878</b>	<b>37709</b>	<b>87717</b>	<b>-</b>	<b>225304</b>
4	Municipal	Men	1560	291	1906	-	3757
		Women	2134	387	1741	-	4262
		<b>Total</b>	<b>3694</b>	<b>678</b>	<b>3647</b>	<b>-</b>	<b>8019</b>
5	Private Aided	Men	2735	1162	3629	-	7526
		Women	3649	1259	4121	-	9029
		<b>Total</b>	<b>6384</b>	<b>2421</b>	<b>7750</b>	<b>-</b>	<b>16555</b>
6	Private Un Aided	Men	15532	23308	36673	577	76090
		Women	34420	24290	30908	1578	91196
		<b>Total</b>	<b>49952</b>	<b>47598</b>	<b>67581</b>	<b>2155</b>	<b>167286</b>
	Total	Men	86114	49570	112001	1542	249227
		Women	83045	40507	75708	2605	201865
		<b>Total</b>	<b>169159</b>	<b>90077</b>	<b>187709</b>	<b>4147</b>	<b>451092</b>

**TYPEWISE AND MANAGEMENT WISE VIDYA VOLUNTEERS 2009-2010**

Sl.No	Management	Vidya Volunteers	Primary Schools	Uppers Primary School	High Schools	Higher Secondary Schools	Total
1	Central Government	Men	0	0	0	-	0
		Women	0	0	0	-	0
		<b>Total</b>	<b>0</b>	<b>0</b>	<b>0</b>	<b>-</b>	<b>0</b>
2	State Government	Men	1648	482	829	-	2959
		Women	1154	336	1578	-	3068
		<b>Total</b>	<b>2802</b>	<b>818</b>	<b>2407</b>	<b>-</b>	<b>6027</b>
3	M.P.P/Z.P.P	Men	7467	6211	1087	-	14765
		Women	9308	6181	791	-	16280
		<b>Total</b>	<b>16775</b>	<b>12392</b>	<b>1878</b>	<b>-</b>	<b>31045</b>
4	Municipal	Men	429	152	76	-	657
		Women	1291	439	111	-	1841
		<b>Total</b>	<b>1720</b>	<b>591</b>	<b>187</b>	<b>-</b>	<b>2498</b>
5	Private Aided	Men	0	0	0	-	0
		Women	0	0	0	-	0
		<b>Total</b>	<b>0</b>	<b>0</b>	<b>0</b>	<b>-</b>	<b>0</b>
6	Private Un Aided	Men	0	0	0	-	0
		Women	0	0	0	-	0
		<b>Total</b>	<b>0</b>	<b>0</b>	<b>0</b>	<b>-</b>	<b>0</b>
	Total	Men	9544	6845	1992	-	18381
		Women	11753	6956	2480	-	21189
		<b>Total</b>	<b>21297</b>	<b>13801</b>	<b>4472</b>	<b>-</b>	<b>39570</b>

### TYPE WISE AND STAGE WISE ENROLMENT - ALL (2009-10)

TYPE/ STAGE	PP	I_V	VI_VII	VIII_X	XI_XII	I_X Total	PP_XII Total
PS	246343	5145910	0	0	0	5145910	5392253
UPS	144961	1729967	520921	0	0	2250888	2395849
HS	25446	219894	1936281	3283611	12195	5439786	5477427
HSS	1364	41520	20804	28546	8593	90870	100827
<b>TOTAL</b>	<b>418114</b>	<b>7137291</b>	<b>2478006</b>	<b>3312157</b>	<b>20788</b>	<b>12927454</b>	<b>13366356</b>

### TYPE WISE AND MEDIUM WISE NO. OF INSTITUTIONS IN EXCLUSIVE SCHOOLS

Sl. No.	Medium	Primary School	Upper Primary School	High School	Higher Secondary School	Total
1	Bengali	0	1	0	0	1
2	Hindi	29	7	24	0	60
3	Kannada	40	20	1	0	61
4	Marati	19	12	3	0	34
5	Oriya	73	22	6	0	101
6	Tamil	68	3	4	0	75
7	Telugu	57907	10935	6272	3	75117
8	Urdu	2236	359	192	0	2787
9	English	4325	3207	4233	95	11860
	<b>Total</b>	<b>64697</b>	<b>14566</b>	<b>10735</b>	<b>98</b>	<b>90096</b>



**TYPE WISE AND MEDIUM WISE NO. OF INSTITUTIONS IN  
PARALLEL MEDIA SCHOOLS - 2009-2010**

Sl. No.	Medium/ Type	Primary Schools	Upper Primary School	High School	Higher Secondary School	Total
1	Eng-Tel	861	715	7043	6	8625
2	Eng-Tel-Hin	1	0	1	-	2
3	Eng-Tel-Urdu	18	0	132	-	150
4	Eng-Tel-Kannada	0	0	6	-	6
5	Eng-Tel-Marati	0	0	7	-	7
6	Eng-Tel-Oriya	0	0	14	-	14
7	Eng-Tel-Tamil	0	0	10	-	10
6	Eng-Urdu	37	12	127	-	176
7	Eng-Bengali	1	0	0	-	1
8	Eng-Gujarathi	1	0	0	-	1
9	Eng-Tamil	0	1	3	-	4
10	Eng-Hindi	1	0	5	-	6
11	Eng-Hin-Urdu	0	0	1	-	1
12	Eng-Marati	1	0	1	-	2
13	Eng-Kannada	0	0	4	-	4
14	Tel-Kannada	6	4	0	-	10
15	Tel-Marati	2	7	0	-	9
16	Tel-Oriya	45	22	7	-	74
17	Tel-Tamil	11	5	2	-	18
18	Tel-Urdu	225	50	35	-	310
19	Tel-Hindi	3	0	6	-	9
20	Tel-Bengali	2	1	0	-	3
21	Tel-Hin-Urdu	3	0	0	-	3
22	Tel-Marati-Urdu	1	0	2	-	3
23	Tel-Eng-Urdu-Hin	1	0	0	-	1
24	Tel-Eng-Urdu-Tam	0	0	1	-	1
25	Tel-Eng-Urdu-Mar	0	0	1	-	1
24	Urdu-Hindi	1	0	0	-	1
25	Urdu-Tamil	1	0	0	-	1
26	Hindi-Bengali	13	1	0	-	14
<b>TOTAL</b>		<b>1235</b>	<b>818</b>	<b>7408</b>	<b>6</b>	<b>9467</b>

**TYPE WISE AND MEDIUM WISE ENROLMENT IN EXCLUSIVE SCHOOLS 2009-2010**

SL. No.	Medium/ Type	Primary Schools	Upper Primary School	High Schools	Higher Secondary Schools	Total
1	Bengali	0	39	0	0	39
2	Hindi	3735	814	3291	0	7840
3	Kannada	4714	4425	50	0	9189
4	Marathi	830	1259	524	0	2613
5	Oriya	3567	2398	850	0	6815
6	Tamil	2982	485	502	0	3969
7	Telugu	3516174	1424392	1324348	1462	6266376
8	Urdu	147296	48780	36913	0	232989
9	English	1380842	723392	1304792	96617	3505643
10	State CBSE	173	442	3702	0	4317
<b>TOTAL</b>		<b>5060313</b>	<b>2206426</b>	<b>2674972</b>	<b>98079</b>	<b>10039790</b>

**TYPE WISE AND MEDIUM WISE ENROLMENT IN PARALLEL MEDIA SCHOOLS - 2009 - 2010**

SL. No.	Medium/ Type	Primary Schools	Upper Primary School	High Schools	Higher Secondary Schools	Total
1	Bengali	768	31	0	0	799
2	Gujarathi	163	0	1752	0	1915
3	Hindi	611	49	0	0	660
4	Kannada	794	402	2335	0	3531
5	Marathi	338	375	2179	0	2892
6	Oriya	1516	902	3790	0	6208
7	Tamil	856	206	3365	0	4427
8	Telugu	164699	95215	2233117	931	2493962
9	Urdu	23438	6963	60192	0	90593
10	English	138549	85280	230593	1817	456239
11	State CBSE	208	0	265132	0	265340
<b>TOTAL</b>		<b>331940</b>	<b>189423</b>	<b>2802455</b>	<b>2748</b>	<b>3326566</b>

### TYPE WISE AND MEDIUM WISE TEACHERS IN EXCLUSIVE SCHOOLS 2009-2010

Sl. No.	Medium/ Type	Primary Schools	Upper Primary School	High Schools	Higher Secondary Schools	Total
1	Bengali	-	4	-	-	4
2	Hindi	60	19	141	-	220
3	Kannada	89	66	2	-	157
4	Marati	33	52	13	-	98
5	Oriya	119	62	20	-	201
6	Tamil	106	15	13	-	134
7	Telugu	121478	54337	46789	78	222682
8	Urdu	4609	1397	1156	-	7162
9	English	33824	26488	43865	3937	108114
10	StateEM(CBSE)	2	27	119	-	148
	<b>Total</b>	<b>160320</b>	<b>82467</b>	<b>92118</b>	<b>4015</b>	<b>338920</b>

### TYPE WISE AND MEDIUM WISE TEACHERS IN PARALLEL MEDIA SCHOOLS 2009-2010

Sl. No.	Medium/ Type	Primary Schools	Upper Primary School	High Schools	Higher Secondary Schools	Total
1	Eng-Tel	6809	6924	89672	132	103537
2	Eng-Tel-Hin	25	-	9	-	34
3	Eng-Tel-Urdu	162	-	2875	-	3037
4	Eng-Tel-Kannada	0	-	104	-	104
5	Eng-Tel-Marati	0	-	103	-	103
6	Eng-Tel-Oriya	0	-	244	-	244
7	Eng-Tel-Tamil	0	-	281	-	281
6	Eng-Urdu	263	121	1351	-	1735
7	Eng-Bengali	2	-	0	-	2
8	Eng-Gujarathi	4	-	0	-	4
9	Eng-Tamil	0	8	37	-	45
10	Eng-Hindi	4	-	50	-	54
11	Eng-Hin-Urdu	0	-	19	-	19
12	Eng-Marathi	7	-	3	-	10
13	Eng-Kannada	0	-	33	-	33
14	Tel-Kannada	24	22	0	-	46
15	Tel-Marati	10	31	0	-	41
16	Tel-Oriya	198	96	67	-	361
17	Tel-Tamil	58	37	23	-	118
18	Tel-Urdu	1178	356	551	-	2085
19	Tel-Hindi	12	-	49	-	61
20	Tel-Bengali	8	9	0	-	17
21	Tel-Eng-Kannada	0	0	29	-	29
22	Tel-Marati-Urdu	7	-	38	-	45
23	Tel-Eng-Urdu-Hindi	2	-	0	-	2
24	Tel-Eng-Urdu-Tamil	0	-	32	-	32
25	Tel-Eng-Urdu-Marati	0	-	21	-	21
24	Urdu-Hindi	14	-	0	-	14
25	Urdu-Tamil	15	-	0	-	15
26	Hindi-Bengali	37	6	0	-	43
	<b>TOTAL</b>	<b>8839</b>	<b>7610</b>	<b>95591</b>	<b>132</b>	<b>112172</b>

**CLASS WISE AND CASTE**

Sc Enrolment				ST Enrolment		
Class	Boys	Girls	Total	Boys	Girls	Total
Pre-Primary	30626	24297	54923	13798	9578	23376
I	155290	149675	304965	101993	97678	199671
II	135165	132377	267542	76846	74637	151483
III	133772	131284	265056	75237	70558	145795
IV	130604	128756	259360	68709	63720	132429
V	132818	132226	265044	66223	58767	124990
VI	115573	113135	228708	54490	45357	99847
VII	112564	108645	221209	50106	42051	92157
VIII	108712	105006	213718	45185	38689	83874
IX	104957	100655	205612	42302	35748	78050
X	102330	97093	199423	39234	33372	72606
XI	2211	3774	5985	257	253	510
XII	2009	3397	5406	191	211	402
<b>TOTAL</b>	<b>1266631</b>	<b>1230320</b>	<b>2496951</b>	<b>634571</b>	<b>570619</b>	<b>1205190</b>

## WISE ENROLMENT 2009-2010

BC Enrolment			ALL Enrolment		
Boys	Girls	Total	Boys	Girls	Total
105267	81377	186644	233568	184546	418114
364315	346211	710526	810757	769013	1579770
324852	316923	641775	717867	694935	1412802
320365	314099	634464	708852	688675	1397527
316845	312312	629157	694964	678461	1373425
316777	312728	629505	694154	679613	1373767
293748	283914	577662	639176	614081	1253257
287744	277487	565231	624574	600175	1224749
268624	260260	528884	579230	561527	1140757
261747	249841	511588	562721	541037	1103758
258071	237998	496069	549153	518489	1067642
638	547	1185	4874	6225	11099
411	503	914	4245	5444	9689
<b>3119404</b>	<b>2994200</b>	<b>6113604</b>	<b>6824135</b>	<b>6542221</b>	<b>13366356</b>

## MANAGEMENT WISE TOTAL SCHOOLS 2009-10

Sl.No.	District	CG	SG	MPP/ZPP	MPL	PA	PUA	Total
1	Srikakulam	4	349	3154	85	26	476	4094
2	Vizianagaram	5	534	2181	114	94	428	3356
3	Visakhapatnam	12	916	2835	148	90	712	4713
4	East Godavari	4	347	3439	284	168	891	5133
5	West Godavari	2	149	2694	214	309	567	3935
6	Krishana	8	34	2584	173	660	715	4174
7	Guntur	3	92	3088	293	380	337	4193
8	Prakasam	2	150	3334	55	253	399	4193
9	Nellore	8	70	3445	104	123	472	4222
10	Chittoor	3	119	5064	156	65	914	6321
11	Kadapa	2	69	3450	86	147	814	4568
12	Anantapur	10	74	3692	250	53	687	4766
13	Kurnool	2	149	2423	137	178	718	360
14	Mahabubnagar	1	260	3660	0	58	923	4902
15	Rangareddi	21	98	2359	0	53	2214	4745
16	Hyderabad	12	824	0	0	346	1842	3024
17	Medak	2	157	2879	0	11	609	3658
18	Nizamabad	1	178	2105	0	51	728	3063
19	Adilabad	4	1230	2740	0	33	755	4762
20	Karimnagar	2	159	3076	0	46	1573	4856
21	Warangal	7	461	2904	0	113	1242	4727
22	Khammam	3	618	2742	0	84	539	3986
23	Nalgonda	1	208	3251	0	88	1017	4565
<b>ANDHRA PRADESH</b>		<b>119</b>	<b>7245</b>	<b>67099</b>	<b>2099</b>	<b>3429</b>	<b>19572</b>	<b>99563</b>

## MANAGEMENT WISE PRIMARY SCHOOLS 2009-10

Sl.No.	District	CG	SG	MPP/ZPP	MPL	PA	PUA	Total
1	Srikakulam	1	249	2286	63	19	96	2714
2	Vizianagaram	2	438	1751	103	76	120	2490
3	Visakhapatnam	2	705	2283	117	52	192	3351
4	East Godavari	1	239	2688	225	85	316	3554
5	West Godavari	0	94	2135	164	250	177	2820
6	Krishana	2	5	1825	128	520	229	2709
7	Guntur	0	41	2433	237	246	100	3057
8	Prakasam	0	81	2656	44	164	124	3069
9	Nellore	2	28	2660	80	74	153	2997
10	Chittoor	0	53	4067	108	35	304	4567
11	Kadapa	0	13	2853	65	77	302	3310
12	Anantapur	3	7	2700	180	34	221	3145
13	Kurnool	0	70	1638	112	103	235	2158
14	Mahabubnagar	0	140	2572	0	28	352	3092
15	Rangareddi	3	47	1687	0	20	804	2561
16	Hyderabad	3	633	0	0	160	736	1532
17	Medak	0	76	1998	0	6	210	2290
18	Nizamabad	0	96	1459	0	20	248	1823
19	Adilabad	2	1019	2009	0	17	272	3319
20	Karimnagar	0	77	2114	0	20	532	2743
21	Warangal	3	332	2105	0	53	474	2967
22	Khammam	0	471	1967	0	54	197	2689
23	Nalgonda	0	111	2423	0	51	390	2975
<b>ANDHRA PRADESH</b>		<b>24</b>	<b>5025</b>	<b>50309</b>	<b>1626</b>	<b>2164</b>	<b>6784</b>	<b>65932</b>

## MANAGEMENT WISE UPPER PRIMARY SCHOOLS 2009-10

Sl.No.	District	CG	SG	MPP/ZPP	MPL	PA	PUA	Total
1	Srikakulam	-	23	552	8	5	259	847
2	Vizianagaram	-	25	216	1	3	195	440
3	Visakhapatnam	-	82	304	4	11	285	686
4	East Godavari	-	38	302	12	33	298	683
5	West Godavari	-	4	230	16	14	204	468
6	Krishana	-	0	449	5	69	227	750
7	Guntur	-	4	341	29	39	65	478
8	Prakasam	-	3	379	4	33	90	509
9	Nellore	-	3	482	4	28	157	674
10	Chittoor	-	6	491	25	6	304	832
11	Kadapa	-	1	299	6	28	203	537
12	Anantapur	-	4	617	42	2	264	929
13	Kurnool	-	9	521	12	27	274	843
14	Mahabubnagar	-	14	602	0	9	266	891
15	Rangareddi	-	12	270	0	13	536	831
16	Hyderabad	-	8	0	0	47	328	383
17	Medak	-	6	418	0	1	196	621
18	Nizamabad	-	20	251	0	11	263	545
19	Adilabad	-	66	388	0	3	228	685
20	Karimnagar	-	7	372	0	5	501	885
21	Warangal	-	16	350	0	27	288	681
22	Khammam	-	27	470	0	2	150	649
23	Nalgonda	-	17	285	0	9	226	537
<b>ANDHRA PRADESH</b>		-	<b>395</b>	<b>8589</b>	<b>168</b>	<b>425</b>	<b>5807</b>	<b>15384</b>



## MANAGEMENT WISE HIGH SCHOOLS 2009-10

Sl.No.	District	CG	SG	MPP/ZPP	MPL	PA	PUA	Total
1	Srikakulam	1	77	316	14	2	121	531
2	Vizianagaram	1	71	214	10	15	113	424
3	Visakhapatnam	1	129	248	27	27	229	661
4	East Godavari	1	70	449	47	50	276	893
5	West Godavari	0	51	329	34	45	184	643
6	Krishana	3	29	310	40	71	257	710
7	Guntur	1	47	314	27	95	171	655
8	Prakasam	1	66	299	7	56	185	614
9	Nellore	6	39	303	20	21	159	548
10	Chittoor	1	60	506	23	24	303	917
11	Kadapa	0	55	298	15	42	309	719
12	Anantapur	5	63	375	28	17	201	689
13	Kurnool	0	70	264	13	48	209	604
14	Mahabubnagar	0	106	486	0	21	305	918
15	Rangareddi	5	39	402	0	20	862	1328
16	Hyderabad	3	183	0	0	139	768	1093
17	Medak	0	75	463	0	4	202	744
18	Nizamabad	0	62	395	0	20	217	694
19	Adilabad	2	145	343	0	13	255	758
20	Karimnagar	0	75	590	0	21	540	1226
21	Warangal	3	113	449	0	33	480	1078
22	Khammam	1	120	305	0	28	191	645
23	Nalgonda	0	80	543	0	28	400	1051
<b>ANDHRA PRADESH</b>		<b>35</b>	<b>1825</b>	<b>8201</b>	<b>305</b>	<b>840</b>	<b>6937</b>	<b>18143</b>

## MANAGEMENT WISE HIGHER SECONDARY SCHOOLS 2009-10

Sl.No.	District	CG	SG	MPP/ZPP	MPL	PA	PUA	Total
1	Srikakulam	2	-	-	-	-	0	2
2	Vizianagaram	2	-	-	-	-	0	2
3	Visakhapatnam	9	-	-	-	-	6	15
4	East Godavari	2	-	-	-	-	1	3
5	West Godavari	2	-	-	-	-	2	4
6	Krishna	3	-	-	-	-	2	5
7	Guntur	2	-	-	-	-	1	3
8	Prakasam	1	-	-	-	-	0	1
9	Nellore	0	-	-	-	-	3	3
10	Chittoor	2	-	-	-	-	3	5
11	Kadapa	2	-	-	-	-	0	2
12	Anantapur	2	-	-	-	-	1	3
13	Kurnool	2	-	-	-	-	0	2
14	Mahabubnagar	1	-	-	-	-	0	1
15	Rangareddi	13	-	-	-	-	12	25
16	Hyderabad	6	-	-	-	-	10	16
17	Medak	2	-	-	-	-	1	3
18	Nizamabad	1	-	-	-	-	0	1
19	Adilabad	0	-	-	-	-	0	0
20	Karimnagar	2	-	-	-	-	0	2
21	Warangal	1	-	-	-	-	0	1
22	Khammam	2	-	-	-	-	1	3
23	Nalgonda	1	-	-	-	-	1	2
<b>ANDHRA PRADESH</b>		<b>60</b>	<b>-</b>	<b>-</b>	<b>-</b>	<b>-</b>	<b>44</b>	<b>104</b>

---

# ANDHRA PRADESH

## DISTRICT WISE SCHOOLS

---



## MANAGEMENT WISE ENROLMENT IN

Sl. No.	Name of the District	Central Government			State Government			MPP-ZPP		
		Boys	Girls	Total	Boys	Girls	Total	Boys	Girls	Total
1	Srikakulam	75	89	164	2721	2844	5565	52032	55844	107876
2	Vizianagaram	55	67	122	6527	5806	12333	46895	50518	97413
3	Visakhapatnam	98	108	206	14661	15467	30128	57093	63428	120521
4	East Godavari	56	68	124	3300	3412	6712	83846	91614	175460
5	West Godavari	0	0	0	1608	1486	3094	66531	71302	137833
6	Krishna	132	163	295	242	151	393	42917	47303	90220
7	Guntur	0	0	0	716	1051	1767	68264	75113	143377
8	Prakasam	0	0	0	2066	2057	4123	71785	77861	149646
9	Nellore	50	52	102	669	728	1397	52245	54537	106782
10	Chittoor	0	0	0	1087	1213	2300	73241	79448	152689
11	Kadapa	0	0	0	547	652	1199	51106	58779	109885
12	Anantapur	186	172	358	229	538	767	66323	71062	137385
13	Kurnool	0	0	0	2140	2875	5015	76349	81927	158276
14	Mahabubnagar	0	0	0	4397	5914	10311	87381	94772	182153
15	Rangareddi	225	180	405	1766	2570	4336	67753	75810	143563
16	Hyderabad	180	258	438	34149	40243	74392	0	0	0
17	Medak	0	0	0	3255	4215	7470	70113	73470	143583
18	Nizamabad	0	0	0	4769	6135	10904	44151	48963	93114
19	Adilabad	236	158	394	19192	20686	39878	51568	55705	107273
20	Karimnagar	0	0	0	2650	3579	6229	48895	56324	105219
21	Warangal	307	276	583	7598	8939	16537	50704	58923	109627
22	Khammam	0	0	0	9998	10140	20138	47074	50277	97351
23	Nalgonda	0	0	0	2546	3543	6089	67364	75585	142949
<b>ANDHRA PRADESH</b>		<b>1600</b>	<b>1591</b>	<b>3191</b>	<b>126833</b>	<b>144244</b>	<b>271077</b>	<b>1343630</b>	<b>1468565</b>	<b>2812195</b>

## PRIMARY SCHOOLS 2009-2010

Municipal			Private-Aided			Private-Unaided			Total		
Boys	Girls	Total	Boys	Girls	Total	Boys	Girls	Total	Boys	Girls	Total
2588	2959	5547	870	970	1840	12418	8185	20603	70704	70891	141595
3923	4551	8474	3645	4249	7894	16761	12208	28969	77806	77399	155205
7392	8434	15826	5269	5624	10893	30783	24021	54804	115296	117082	232378
11364	12224	23588	5249	6761	12010	49309	38394	87703	153124	152473	305597
6118	7134	13252	9409	9789	19198	31125	24501	55626	114791	114212	229003
7336	8608	15944	19275	21056	40331	44496	35619	80115	114398	112900	227298
8094	9038	17132	13854	14333	28187	18893	14342	33235	109821	113877	223698
1279	1413	2692	10864	10756	21620	18749	13132	31881	104743	105219	209962
3785	4052	7837	3542	4095	7637	19295	15217	34512	79586	78681	158267
5266	5623	10889	1369	1497	2866	50517	37693	88210	131480	125474	256954
2428	3054	5482	3509	3678	7187	47997	35099	83096	105587	101262	206849
7833	9165	16998	2030	2187	4217	30280	22954	53234	106881	106078	212959
5267	6830	12097	8399	8584	16983	44865	30973	75838	137020	131189	268209
0	0	0	3022	2930	5952	45412	30180	75592	140212	133796	274008
0	0	0	3057	2887	5944	145227	122599	267826	218028	204046	422074
0	0	0	14144	26019	40163	123246	109514	232760	171719	176034	347753
0	0	0	934	704	1638	33924	25893	59817	108226	104282	212508
0	0	0	2963	4209	7172	36975	27556	64531	88858	86863	175721
0	0	0	1443	1529	2972	39821	30281	70102	112260	108359	220619
0	0	0	2831	2080	4911	58686	47733	106419	113062	109716	222778
0	0	0	3853	5219	9072	70655	52522	123177	133117	125879	258996
0	0	0	4337	4898	9235	25042	19710	44752	86451	85025	171476
0	0	0	5606	6587	12193	56827	40288	97115	132343	126003	258346
<b>72673</b>	<b>83085</b>	<b>155758</b>	<b>129474</b>	<b>150641</b>	<b>280115</b>	<b>1051303</b>	<b>818614</b>	<b>1869917</b>	<b>2725513</b>	<b>2666740</b>	<b>5392253</b>

## MANAGEMENT WISE ENROLMENT IN

Sl. No.	Name of the District	Central Government			State Government			MPP-ZPP		
		Boys	Girls	Total	Boys	Girls	Total	Boys	Girls	Total
1	Srikakulam	-	-	-	2498	2458	4956	27857	31108	58965
2	Vizianagaram	-	-	-	2433	1026	3459	14336	15458	29794
3	Visakhapatnam	-	-	-	6821	3127	9948	16218	18599	34817
4	East Godavari	-	-	-	1798	1847	3645	19911	22414	42325
5	West Godavari	-	-	-	185	217	402	15758	16835	32593
6	Krishna	-	-	-	0	0	0	20225	22571	42796
7	Guntur	-	-	-	176	499	675	20814	22487	43301
8	Prakasam	-	-	-	432	149	581	19766	22499	42265
9	Nellore	-	-	-	250	85	335	18601	20159	38760
10	Chittoor	-	-	-	343	330	673	18614	20557	39171
11	Kadapa	-	-	-	68	0	68	9958	12548	22506
12	Anantapur	-	-	-	203	201	404	35036	37692	72728
13	Kurnool	-	-	-	771	604	1375	45006	47049	92055
14	Mahabubnagar	-	-	-	1594	1068	2662	45059	48482	93541
15	Rangareddi	-	-	-	1090	1220	2310	17868	20659	38527
16	Hyderabad	-	-	-	323	410	733	0	0	0
17	Medak	-	-	-	499	377	876	26554	29152	55706
18	Nizamabad	-	-	-	1971	1468	3439	13333	15379	28712
19	Adilabad	-	-	-	5255	3817	9072	20755	22611	43366
20	Karimnagar	-	-	-	597	396	993	17034	20378	37412
21	Warangal	-	-	-	661	1561	2222	17905	20876	38781
22	Khammam	-	-	-	1812	1560	3372	21922	23258	45180
23	Nalgonda	-	-	-	990	1361	2351	17218	19816	37034
<b>ANDHRA PRADESH</b>		-	-	-	<b>30770</b>	<b>23781</b>	<b>54551</b>	<b>479748</b>	<b>530587</b>	<b>1010335</b>

## UPPER PRIMARY SCHOOLS 2009-2010

Municipal			Private-Aided			Private-Unaided			Total		
Boys	Girls	Total	Boys	Girls	Total	Boys	Girls	Total	Boys	Girls	Total
307	411	718	309	421	730	25775	16909	42684	56746	51307	108053
72	83	155	262	260	522	18040	13117	31157	35143	29944	65087
500	760	1260	980	2131	3111	35276	26896	62172	59795	51513	111308
972	920	1892	3037	3051	6088	32644	26353	58997	58362	54585	112947
1468	1571	3039	1348	1279	2627	25515	20594	46109	44274	40496	84770
344	451	795	6872	7524	14396	26774	20948	47722	54215	51494	105709
2304	2425	4729	4006	3800	7806	10773	7942	18715	38073	37153	75226
539	584	1123	4564	4571	9135	13715	10143	23858	39016	37946	76962
521	369	890	2908	2988	5896	17563	13795	31358	39843	37396	77239
2309	2590	4899	603	705	1308	34496	25991	60487	56365	50173	106538
347	440	787	3589	3628	7217	24562	18513	43075	38524	35129	73653
4317	5278	9595	144	157	301	30068	21851	51919	69768	65179	134947
702	1524	2226	3602	4086	7688	36634	25521	62155	86715	78784	165499
0	0	0	1064	864	1928	31892	21130	53022	79609	71544	151153
0	0	0	1310	1355	2665	74660	64261	138921	94928	87495	182423
0	0	0	3826	3666	7492	42670	39999	82669	46819	44075	90894
0	0	0	35	31	66	22701	16665	39366	49789	46225	96014
0	0	0	1056	1251	2307	27616	22393	50009	43976	40491	84467
0	0	0	360	193	553	26397	20761	47158	52767	47382	100149
0	0	0	274	284	558	47010	39248	86258	64915	60306	125221
0	0	0	1155	976	2131	30532	25080	55612	50253	48493	98746
0	0	0	233	239	472	16334	13069	29403	40301	38126	78427
0	0	0	1364	1220	2584	28794	19654	48448	48366	42051	90417
<b>14702</b>	<b>17406</b>	<b>32108</b>	<b>42901</b>	<b>44680</b>	<b>87581</b>	<b>680441</b>	<b>530833</b>	<b>1211274</b>	<b>1248562</b>	<b>1147287</b>	<b>2395849</b>

## MANAGEMENT WISE ENROLMENT

Sl No.	Name of the District	Central Government			State Government			MPP-ZPP		
		Boys	Girls	Total	Boys	Girls	Total	Boys	Girls	Total
1	Srikakulam	98	139	237	15683	15976	31659	43601	45096	88697
2	Vizianagaram	48	39	87	10045	13141	23186	37559	36094	73653
3	Visakhapatnam	203	154	357	24519	24544	49063	43391	46039	89430
4	East Godavari	90	129	219	15702	17900	33602	81007	92624	173631
5	West Godavari	0	0	0	7246	8817	16063	62445	69204	131649
6	Krishna	447	482	929	4201	6906	11107	51723	51951	103674
7	Guntur	423	367	790	5297	8044	13341	51454	51649	103103
8	Prakasam	143	142	285	8490	13309	21799	37601	37804	75405
9	Nellore	1028	808	1836	8828	8766	17594	36659	38852	75511
10	Chittoor	199	169	368	12370	13962	26332	67050	70647	137697
11	Kadapa	0	0	0	5702	10415	16117	30471	34988	65459
12	Anantapu	735	782	1517	12804	14003	26807	61745	65949	127694
13	Kurnool	0	0	0	13831	16404	30235	58499	50123	108622
14	Mahabubnagar	0	0	0	14248	18255	32503	78125	68217	146342
15	Rangareddi	1357	1564	2921	4744	7912	12656	63831	66822	130653
16	Hyderabad	296	452	748	17590	27906	45496	0	0	0
17	Medak	0	0	0	12423	11899	24322	63325	65166	128491
18	Nizamabad	0	0	0	8082	11184	19266	51173	53645	104818
19	Adilabad	375	202	577	19466	23679	43145	44141	44552	88693
20	Karimnaga	0	0	0	9604	11824	21428	69990	82926	152916
21	Warangal	271	289	560	13938	17896	31834	56220	62232	118452
22	Khammam	299	244	543	20880	22943	43823	39065	42288	81353
23	Nalgonda	0	0	0	7651	13220	20871	67934	69817	137751
<b>ANDHRA PRADESH</b>		<b>6012</b>	<b>5962</b>	<b>11974</b>	<b>273344</b>	<b>338905</b>	<b>612249</b>	<b>1197009</b>	<b>1246685</b>	<b>2443694</b>



## IN HIGH SCHOOLS 2009-2010

Municipal			Private-Aided			Private-Unaided			Total		
Boys	Girls	Total	Boys	Girls	Total	Boys	Girls	Total	Boys	Girls	Total
2001	3309	5310	241	328	569	21179	13546	34725	82803	78394	161197
2381	2567	4948	3527	4492	8019	20813	13891	34704	74373	70224	144597
5490	6744	12234	7125	7512	14637	49014	41121	90135	129742	126114	255856
9283	10973	20256	8519	9233	17752	41589	32712	74301	156190	163571	319761
5929	7852	13781	8938	9174	18112	31208	23767	54975	115766	118814	234580
6784	8486	15270	10974	13895	24869	55780	42784	98564	129909	124504	254413
5977	6620	12597	16809	18172	34981	46115	34057	80172	126075	118909	244984
1196	1527	2723	8498	6687	15185	31582	22073	53655	87510	81542	169052
3192	4042	7234	4428	4244	8672	27263	20950	48213	81398	77662	159060
5848	6015	11863	3709	4448	8157	44921	32540	77461	134097	127781	261878
2951	3478	6429	6662	6296	12958	51908	37608	89516	97694	92785	190479
6901	8986	15887	2807	3220	6027	32398	23546	55944	117390	116486	233876
4414	3865	8279	8755	8962	17717	44251	27379	71630	129750	106733	236483
0	0	0	2871	2873	5744	41962	27109	69071	137206	116454	253660
0	0	0	2527	3238	5765	149389	122615	272004	221848	202151	423999
0	0	0	12448	25641	38089	116645	105465	222110	146979	159464	306443
0	0	0	952	663	1615	32423	23825	56248	109123	101553	210676
0	0	0	3432	5190	8622	38706	26078	64784	101393	96097	197490
0	0	0	1998	1915	3913	35071	27222	62293	101051	97570	198621
0	0	0	4580	3896	8476	68705	54801	123506	152879	153447	306326
0	0	0	2979	5711	8690	66621	46151	112772	140029	132279	272308
0	0	0	4126	5731	9857	29410	22447	51857	93780	93653	187433
0	0	0	4561	5339	9900	50650	35083	85733	130796	123459	254255
62347	74464	136811	131466	156860	288326	1127603	856770	1984373	2797781	2679646	5477427

## MANAGEMENT WISE ENROLMENT

Sl. No.	Name of the District	Central Government			State Government			MPP-ZPP		
		Boys	Girls	Total	Boys	Girls	Total	Boys	Girls	Total
1	Srikakulam	567	394	961	-	-	-	-	-	
2	Vizianagaram	803	166	969	-	-	-	-	-	
3	Visakhapatnam	5779	5263	11042	-	-	-	-	-	
4	East Godavari	535	390	925	-	-	-	-	-	
5	West Godavari	410	277	687	-	-	-	-	-	
6	Krishna	886	687	1573	-	-	-	-	-	
7	Guntur	644	426	1070	-	-	-	-	-	
8	Prakasam	250	141	391	-	-	-	-	-	
9	Nellore	0	0	0	-	-	-	-	-	
10	Chittoor	905	809	1714	-	-	-	-	-	
11	Kadapa	446	277	723	-	-	-	-	-	
12	Anantapur	350	259	609	-	-	-	-	-	
13	Kurnool	669	490	1159	-	-	-	-	-	
14	Mahabubnagar	272	155	427	-	-	-	-	-	
15	Rangareddi	6204	5672	11876	-	-	-	-	-	
16	Hyderabad	6139	4773	10912	-	-	-	-	-	
17	Medak	862	644	1506	-	-	-	-	-	
18	Nizamabad	309	159	468	-	-	-	-	-	
19	Adilabad	0	0	0	-	-	-	-	-	
20	Karimnagar	559	429	988	-	-	-	-	-	
21	Warangal	300	154	454	-	-	-	-	-	
22	Khammam	704	562	1266	-	-	-	-	-	
23	Nalgonda	301	148	449	-	-	-	-	-	
<b>ANDHRA PRADESH</b>		<b>27894</b>	<b>22275</b>	<b>50169</b>	<b>-</b>	<b>-</b>	<b>-</b>	<b>-</b>	<b>-</b>	

## IN HIGHER SECONDARY SCHOOLS 2009-2010

Municipal			Private-Aided			Private-Unaided			Total		
Boys	Girls	Total	Boys	Girls	Total	Boys	Girls	Total	Boys	Girls	Total
-	-	-	-	-	-	0	0	0	567	394	961
-	-	-	-	-	-	0	0	0	803	166	969
-	-	-	-	-	-	5564	4055	9619	11343	9318	20661
-	-	-	-	-	-	128	90	218	663	480	1143
-	-	-	-	-	-	1046	744	1790	1456	1021	2477
-	-	-	-	-	-	381	3010	3391	1267	3697	4964
-	-	-	-	-	-	107	85	192	751	511	1262
-	-	-	-	-	-	0	0	0	250	141	391
-	-	-	-	-	-	776	610	1386	776	610	1386
-	-	-	-	-	-	789	519	1308	1694	1328	3022
-	-	-	-	-	-	0	0	0	446	277	723
-	-	-	-	-	-	754	436	1190	1104	695	1799
-	-	-	-	-	-	0	0	0	669	490	1159
-	-	-	-	-	-	0	0	0	272	155	427
-	-	-	-	-	-	10138	9072	19210	16342	14744	31086
-	-	-	-	-	-	3269	6611	9880	9408	11384	20792
-	-	-	-	-	-	327	86	413	1189	730	1919
-	-	-	-	-	-	0	0	0	309	159	468
-	-	-	-	-	-	0	0	0	0	0	0
-	-	-	-	-	-	0	0	0	559	429	988
-	-	-	-	-	-	0	0	0	300	154	454
-	-	-	-	-	-	510	458	968	1214	1020	2234
-	-	-	-	-	-	596	497	1093	897	645	154
-	-	-	-	-	-	24385	26273	50658	52279	48548	100827

## MANAGEMENT WISE ENROLMENT

Sl. No.	Name of the District	Central Government			State Government			MPP-ZPP		
		Boys	Girls	Total	Boys	Girls	Total	Boys	Girls	Total
1	Srikakulam	740	622	1362	20902	21278	42180	123490	132048	255538
2	Vizianagaram	906	272	1178	19005	19973	38978	98790	102070	200860
3	Visakhapatnam	6080	5525	11605	46001	43138	89139	116702	128066	244768
4	East Godavari	681	587	1268	20800	23159	43959	184764	206652	391416
5	West Godavari	410	277	687	9039	10520	19559	144734	157341	302075
6	Krishna	1465	1332	2797	4443	7057	11500	114865	121825	236690
7	Guntur	1067	793	1860	6189	9594	15783	140532	149249	289781
8	Prakasam	393	283	676	10988	15515	26503	129152	138164	267316
9	Nellore	1078	860	1938	9747	9579	19326	107505	113548	221053
10	Chittoor	1104	978	2082	13800	15505	29305	158905	170652	329557
11	Kadapa	446	277	723	6317	11067	17384	91535	106315	197850
12	Anantapur	1271	1213	2484	13236	14742	27978	163104	174703	337807
13	Kurnool	669	490	1159	16742	19883	36625	179854	179099	358953
14	Mahabubnagar	272	155	427	20239	25237	45476	210565	211471	422036
15	Rangareddi	7786	7416	15202	7600	11702	19302	149452	163291	312743
16	Hyderabad	6615	5483	12098	52062	68559	120621	0	0	0
17	Medak	862	644	1506	16177	16491	32668	159992	167788	327780
18	Nizamabad	309	159	468	14822	18787	33609	108657	117987	226644
19	Adilabad	611	360	971	43913	48182	92095	116464	122868	239332
20	Karimnagar	559	429	988	12851	15799	28650	135919	159628	295547
21	Warongal	878	719	1597	22197	28396	50593	124829	142031	266860
22	Khammam	1003	806	1809	32690	34643	67333	108061	115823	223884
23	Nalgonda	301	148	449	11187	18124	29311	152516	165218	317734
<b>ANDHRA PRADESH</b>		<b>35506</b>	<b>29828</b>	<b>65334</b>	<b>430947</b>	<b>506930</b>	<b>937877</b>	<b>3020387</b>	<b>3245837</b>	<b>6266224</b>

## IN TOTAL SCHOOLS 2009 - 2010

Municipal			Private-Aided			Private-Unaided			Total		
Boys	Girls	Total	Boys	Girls	Total	Boys	Girls	Total	Boys	Girls	Total
4896	6679	11575	1420	1719	3139	59372	38640	98012	210820	200986	411806
6376	7201	13577	7434	9001	16435	55614	39216	94830	188125	177733	365858
13382	15938	29320	13374	15267	28641	120637	96093	216730	316176	304027	620203
21619	24117	45736	16805	19045	35850	123670	97549	221219	368339	371109	739448
13515	16557	30072	19695	20242	39937	88894	69606	158500	276287	274543	550830
14464	17545	32009	37121	42475	79596	127431	102361	229792	299789	292595	592384
16375	18083	34458	34669	36305	70974	75888	56426	132314	274720	270450	545170
3014	3524	6538	23926	22014	45940	64046	45348	109394	231519	224848	456367
7498	8463	15961	10878	11327	22205	64897	50572	115469	201603	194349	395952
13423	14228	27651	5681	6650	12331	130723	96743	227466	323636	304756	628392
5726	6972	12698	13760	13602	27362	124467	91220	215687	242251	229453	471704
19051	23429	42480	4981	5564	10545	93500	68787	162287	295143	288438	583581
10383	12219	22602	20756	21632	42388	125750	83873	209623	354154	317196	671350
0	0	0	6957	6667	13624	119266	78419	197685	357299	321949	679248
0	0	0	6894	7480	14374	379414	318547	697961	551146	508436	1059582
0	0	0	30418	55326	85744	285830	261589	547419	374925	390957	765882
0	0	0	1921	1398	3319	89375	66469	155844	268327	252790	521117
0	0	0	7451	10650	18101	103297	76027	179324	234536	223610	458146
0	0	0	3801	3637	7438	101289	78264	179553	266078	253311	519389
0	0	0	7685	6260	13945	174401	141782	316183	331415	323898	655313
0	0	0	7987	11906	19893	167808	123753	291561	323699	306805	630504
0	0	0	8696	10868	19564	71296	55684	126980	221746	217824	439570
0	0	0	11531	13146	24677	136867	95522	232389	312402	292158	604560
49722	174955	324677	303841	352181	656022	2883732	2232490	5116222	6824135	6542221	13366356

## TYPE WISE TOTAL

Sl. No.	Name of the District	Primary			Upper Primary		
		Boys	Girls	Total	Boys	Girls	Total
1	Srikakulam	70704	70891	141595	56746	51307	108053
2	Vizianagaram	77806	77399	155205	35143	29944	65087
3	Visakhapatnam	115296	117082	232378	59795	51513	111308
4	East Godavari	153124	152473	305597	58362	54585	112947
5	West Godavari	114791	114212	229003	44274	40496	84770
6	Krishna	114398	112900	227298	54215	51494	105709
7	Guntur	109821	113877	223698	38073	37153	75226
8	Prakasam	104743	105219	209962	39016	37946	76962
9	Nellore	79586	78681	158267	39843	37396	77239
10	Chittoor	131480	125474	256954	56365	50173	106538
11	Kadapa	105587	101262	206849	38524	35129	73653
12	Anantapur	106881	106078	212959	69768	65179	134947
13	Kurnool	137020	131189	268209	86715	78784	165499
14	Mahabubnagar	140212	133796	274008	79609	71544	151153
15	Rangareddi	218028	204046	422074	94928	87495	182423
16	Hyderabad	171719	176034	347753	46819	44075	90894
17	Medak	108226	104282	212508	49789	46225	96014
18	Nizamabad	88858	86863	175721	43976	40491	84467
19	Adilabad	112260	108359	220619	52767	47382	100149
20	Karimnagar	113062	109716	222778	64915	60306	125221
21	Warangal	133117	125879	258996	50253	48493	98746
22	Khammam	86451	85025	171476	40301	38126	78427
23	Nalgonda	132343	126003	258346	48366	42051	90417
<b>ANDHRA PRADESH</b>		<b>2725513</b>	<b>2666740</b>	<b>5392253</b>	<b>1248562</b>	<b>1147287</b>	<b>2395849</b>

## ENROLMENT 2009-2010

High Schools			Higher Secondary			Total		
Boys	Girls	Total	Boys	Girls	Total	Boys	Girls	Total
82803	78394	161197	567	394	961	210820	200986	411806
74373	70224	144597	803	166	969	188125	177733	365858
129742	126114	255856	11343	9318	20661	316176	304027	620203
156190	163571	319761	663	480	1143	368339	371109	739448
115766	118814	234580	1456	1021	2477	276287	274543	550830
129909	124504	254413	1267	3697	4964	299789	292595	592384
126075	118909	244984	751	511	1262	274720	270450	545170
87510	81542	169052	250	141	391	231519	224848	456367
81398	77662	159060	776	610	1386	201603	194349	395952
134097	127781	261878	1694	1328	3022	323636	304756	628392
97694	92785	190479	446	277	723	242251	229453	471704
117390	116486	233876	1104	695	1799	295143	288438	583581
129750	106733	236483	669	490	1159	354154	317196	671350
137206	116454	253660	272	155	427	357299	321949	679248
221848	202151	423999	16342	14744	31086	551146	508436	1059582
146979	159464	306443	9408	11384	20792	374925	390957	765882
109123	101553	210676	1189	730	1919	268327	252790	521117
101393	96097	197490	309	159	468	234536	223610	458146
101051	97570	198621	0	0	0	266078	253311	519389
152879	153447	306326	559	429	988	331415	323898	655313
140029	132279	272308	300	154	454	323699	306805	630504
93780	93653	187433	1214	1020	2234	221746	217824	439570
130796	123459	254255	897	645	1542	312402	292158	604560
2797781	2679646	5477427	52279	48548	100827	6824135	6542221	13366356

## MANAGEMENT WISE TEACHERS

Sl. No.	Name of the District	Central Government			State Government			MPP-ZPP		
		Men	Women	Total	Men	Women	Total	Men	Women	Total
1	Srikakulam	2	0	2	235	54	289	2937	1320	4257
2	Vizianagaram	4	1	5	439	140	579	2688	1239	3927
3	Visakhapatnam	4	3	7	595	171	766	2396	1569	3965
4	East Godavari	4	5	9	231	93	324	3480	2387	5867
5	West Godavari	0	0	0	140	74	214	2838	2113	4951
6	Krishna	5	15	20	6	3	9	1838	2071	3909
7	Guntur	0	0	0	42	25	67	3130	2734	5864
8	Prakasam	0	0	0	81	32	113	3555	2106	5661
9	Nellore	4	2	6	19	19	38	3039	1860	4899
10	Chittoor	0	0	0	47	41	88	4222	2671	6893
11	Kadapa	0	0	0	31	19	50	3552	1969	5521
12	Anantapur	11	10	21	8	13	21	2881	1690	4571
13	Kurnool	0	0	0	52	52	104	2300	1553	3853
14	Mahabubnagar	0	0	0	154	195	349	3010	1902	4912
15	Rangareddi	9	11	20	23	43	66	1600	1495	3095
16	Hyderabad	12	27	39	522	1885	2407	0	0	0
17	Medak	0	0	0	70	82	152	2347	1458	3805
18	Nizamabad	0	0	0	90	113	203	1730	1140	2870
19	Adilabad	12	4	16	1056	214	1270	2282	1028	3310
20	Karimnagar	0	0	0	67	116	183	2663	1754	4417
21	Warangal	11	14	25	494	240	734	3143	1579	4722
22	Khammam	0	0	0	593	250	843	2169	1368	3537
23	Nalgonda	0	0	0	111	101	212	3303	1769	5072
<b>ANDHRA PRADESH</b>		<b>78</b>	<b>92</b>	<b>170</b>	<b>5106</b>	<b>3975</b>	<b>9081</b>	<b>61103</b>	<b>38775</b>	<b>99878</b>



## IN PRIMARY SCHOOLS 2009 - 2010

Municipal			Private-Aided			Private-Unaided			Total		
Men	Women	Total	Men	Women	Total	Men	Women	Total	Men	Women	Total
61	47	108	24	17	41	308	349	657	3567	1787	5354
171	118	289	89	79	168	393	448	841	3784	2025	5809
113	170	283	64	158	222	407	1062	1469	3579	3133	6712
222	232	454	146	136	282	737	1531	2268	4820	4384	9204
131	208	339	241	277	518	362	974	1336	3712	3646	7358
88	206	294	378	638	1016	371	1283	1654	2686	4216	6902
284	401	685	318	383	701	181	556	737	3955	4099	8054
38	44	82	424	149	573	326	538	864	4424	2869	7293
55	77	132	79	101	180	362	675	1037	3558	2734	6292
82	146	228	33	39	72	722	1578	2300	5106	4475	9581
65	104	169	133	80	213	945	1117	2062	4726	3289	8015
126	187	313	37	50	87	586	876	1462	3649	2826	6475
124	194	318	220	140	360	607	1343	1950	3303	3282	6585
0	0	0	86	79	165	1025	1731	2756	4275	3907	8182
0	0	0	16	70	86	1112	5401	6513	2760	7020	9780
0	0	0	57	673	730	734	5470	6204	1325	8055	9380
0	0	0	13	9	22	515	1206	1721	2945	2755	5700
0	0	0	44	74	118	688	1270	1958	2552	2597	5149
0	0	0	28	24	52	596	984	1580	3974	2254	6228
0	0	0	46	84	130	1378	2194	3572	4154	4148	8302
0	0	0	107	150	257	1513	1884	3397	5268	3867	9135
0	0	0	58	154	212	591	909	1500	3411	2681	6092
0	0	0	94	85	179	1073	1041	2114	4581	2996	7577
1560	2134	3694	2735	3649	6384	15532	34420	49952	86114	83045	169159

## MANAGEMENT WISE TEACHERS

Sl. No.	Name of the District	Central Government			State Government			MPP-ZPP		
		Men	Women	Total	Men	Women	Total	Men	Women	Total
1	Srikakulam	-	-	-	128	37	165	1831	789	2620
2	Vizianagaram	-	-	-	94	22	116	842	356	1198
3	Visakhapatnam	-	-	-	171	24	195	541	396	937
4	East Godavari	-	-	-	174	25	199	831	490	1321
5	West Godavari	-	-	-	15	8	23	705	510	1215
6	Krishna	-	-	-	0	0	0	1247	1143	2390
7	Guntur	-	-	-	12	6	18	803	718	1521
8	Prakasam	-	-	-	15	3	18	1254	781	2035
9	Nellore	-	-	-	8	4	12	1308	814	2122
10	Chittoor	-	-	-	12	19	31	1200	788	1988
11	Kadapa	-	-	-	4	1	5	880	501	1381
12	Anantapur	-	-	-	4	7	11	1573	969	2542
13	Kurnool	-	-	-	17	11	28	1195	761	1956
14	Mahabubnagar	-	-	-	37	5	42	1647	946	2593
15	Rangareddi	-	-	-	21	11	32	532	472	1004
16	Hyderabad	-	-	-	7	48	55	0	0	0
17	Medak	-	-	-	14	18	32	971	537	1508
18	Nizamabad	-	-	-	59	36	95	717	421	1138
19	Adilabad	-	-	-	264	53	317	998	400	1398
20	Karimnagar	-	-	-	5	7	12	1282	652	1934
21	Warangal	-	-	-	41	34	75	1243	640	1883
22	Khammam	-	-	-	104	17	121	1154	579	1733
23	Nalgonda	-	-	-	43	26	69	806	486	1292
<b>ANDHRA PRADESH</b>		-	-	-	<b>1249</b>	<b>422</b>	<b>1671</b>	<b>23560</b>	<b>14149</b>	<b>37709</b>

## IN UPPER PRIMARY SCHOOLS 2009 - 2010

Municipal			Private-Aided			Private-Unaided			Total		
Men	Women	Total	Men	Women	Total	Men	Women	Total	Men	Women	Total
16	6	22	18	5	23	1319	918	2237	3312	1755	5067
3	0	3	5	4	9	832	712	1544	1776	1094	2870
10	17	27	33	64	97	1132	1298	2430	1887	1799	3686
15	22	37	93	103	196	1092	1402	2494	2205	2042	4247
23	40	63	46	38	84	715	936	1651	1504	1532	3036
5	16	21	117	239	356	556	1117	1673	1925	2515	4440
75	75	150	100	123	223	235	309	544	1225	1231	2456
13	7	20	150	52	202	442	401	843	1874	1244	3118
5	5	10	97	71	168	631	650	1281	2049	1544	3593
42	67	109	10	16	26	1169	1333	2502	2433	2223	4656
15	9	24	110	61	171	933	561	1494	1942	1133	3075
58	85	143	1	4	5	1221	748	1969	2857	1813	4670
11	38	49	100	50	150	1310	1174	2484	2633	2034	4667
0	0	0	37	22	59	1347	1095	2442	3068	2068	5136
0	0	0	14	72	86	1480	3166	4646	2047	3721	5768
0	0	0	40	178	218	543	2240	2783	590	2466	3056
0	0	0	3	1	4	1010	726	1736	1998	1282	3280
0	0	0	35	28	63	1293	1099	2392	2104	1584	3688
0	0	0	7	12	19	892	650	1542	2161	1115	3276
0	0	0	13	21	34	2144	1689	3833	3444	2369	5813
0	0	0	119	58	177	1543	867	2410	2946	1599	4545
0	0	0	3	4	7	614	672	1286	1875	1272	3147
0	0	0	11	33	44	855	527	1382	1715	1072	2787
<b>291</b>	<b>387</b>	<b>678</b>	<b>1162</b>	<b>1259</b>	<b>2421</b>	<b>23308</b>	<b>24290</b>	<b>47598</b>	<b>49570</b>	<b>40507</b>	<b>90077</b>

## MANAGEMENT WISE TEACHERS

Sl. No.	Name of the District	Central Government			State Government			MPP-ZPP		
		Men	Women	Total	Men	Women	Total	Men	Women	Total
1	Srikakulam	6	0	6	720	352	1072	2280	673	2953
2	Vizianagaram	5	6	11	393	274	667	1809	629	2438
3	Visakhapatnam	3	7	10	854	385	1239	1560	1151	2711
4	East Godavari	7	5	12	546	434	980	3368	1825	5193
5	West Godavari	0	0	0	312	272	584	2652	1558	4210
6	Krishna	32	24	56	188	216	404	2246	1843	4089
7	Guntur	1	3	4	221	304	525	2364	1542	3906
8	Prakasam	6	3	9	407	362	769	2673	1229	3902
9	Nellore	93	45	138	277	232	509	2340	1324	3664
10	Chittoor	7	7	14	391	398	789	3232	1810	5042
11	Kadapa	0	0	0	257	324	581	2143	1045	3188
12	Anantapur	48	28	76	368	279	647	2880	1384	4264
13	Kurnool	0	0	0	454	438	892	2551	1508	4059
14	Mahabubnagar	0	0	0	564	620	1184	3589	1640	5229
15	Rangareddi	37	105	142	161	193	354	2074	1589	3663
16	Hyderabad	32	54	86	799	1843	2642	0	0	0
17	Medak	0	0	0	399	271	670	2922	1290	4212
18	Nizamabad	0	0	0	339	268	607	2666	1113	3779
19	Adilabad	22	9	31	900	306	1206	2205	701	2906
20	Karimnagar	0	0	0	420	320	740	4035	1502	5537
21	Warangal	28	13	41	787	442	1229	3300	1331	4631
22	Khammam	9	1	10	824	492	1316	2111	1166	3277
23	Nalgonda	0	0	0	395	367	762	3481	1383	4864
<b>ANDHRA PRADESH</b>		<b>336</b>	<b>310</b>	<b>646</b>	<b>10976</b>	<b>9392</b>	<b>20368</b>	<b>58481</b>	<b>29236</b>	<b>87717</b>

## IN HIGH SCHOOLS 2009 - 2010

Municipal			Private-Aided			Private-Unaided			Total		
Men	Women	Total	Men	Women	Total	Men	Women	Total	Men	Women	Total
79	43	122	6	7	13	816	437	1253	3907	1512	5419
93	84	177	58	45	103	770	406	1176	3128	1444	4572
135	157	292	149	164	313	1258	1846	3104	3959	3710	7669
282	204	486	283	253	536	1575	1209	2784	6061	3930	9991
205	171	376	235	230	465	1167	868	2035	4571	3099	7670
260	285	545	285	441	726	1227	1492	2719	4238	4301	8539
184	205	389	475	455	930	932	922	1854	4177	3431	7608
75	60	135	299	135	434	1266	584	1850	4726	2373	7099
113	93	206	123	105	228	965	643	1608	3911	2442	6353
91	131	222	112	99	211	1933	1176	3109	5766	3621	9387
99	66	165	256	135	391	2057	804	2861	4812	2374	7186
175	154	329	74	74	148	1190	695	1885	4735	2614	7349
115	88	203	258	151	409	1375	881	2256	4753	3066	7819
0	0	0	99	69	168	1966	1037	3003	6218	3366	9584
0	0	0	46	96	142	3291	5804	9095	5609	7787	13396
0	0	0	230	909	1139	2102	5925	8027	3163	8731	11894
0	0	0	10	15	25	1207	852	2059	4538	2428	6966
0	0	0	89	108	197	1292	791	2083	4386	2280	6666
0	0	0	56	52	108	1098	470	1568	4281	1538	5819
0	0	0	128	102	230	3177	1317	4494	7760	3241	11001
0	0	0	159	161	320	2989	1245	4234	7263	3192	10455
0	0	0	115	205	320	1125	892	2017	4184	2756	6940
0	0	0	84	110	194	1895	612	2507	5855	2472	8327
<b>1906</b>	<b>1741</b>	<b>3647</b>	<b>3629</b>	<b>4121</b>	<b>7750</b>	<b>36673</b>	<b>30908</b>	<b>67581</b>	<b>112001</b>	<b>75708</b>	<b>187709</b>

## MANAGEMENT WISE TEACHERS

Sl. No.	Name of the District	Central Government			State Government			MPP-ZPP		
		Men	Women	Total	Men	Women	Total	Men	Women	Total
1	Srikakulam	32	8	40	-	-	-	-	-	-
2	Vizianagaram	42	5	47	-	-	-	-	-	-
3	Visakhapatnam	188	217	405	-	-	-	-	-	-
4	East Godavari	35	13	48	-	-	-	-	-	-
5	West Godavari	18	16	34	-	-	-	-	-	-
6	Krishna	49	16	65	-	-	-	-	-	-
7	Guntur	36	17	53	-	-	-	-	-	-
8	Prakasam	14	10	24	-	-	-	-	-	-
9	Nellore	0	0	0	-	-	-	-	-	-
10	Chittoor	39	27	66	-	-	-	-	-	-
11	Kadapa	27	7	34	-	-	-	-	-	-
12	Anantapur	23	13	36	-	-	-	-	-	-
13	Kurnool	33	15	48	-	-	-	-	-	-
14	Mahabubnagar	19	2	21	-	-	-	-	-	-
15	Rangareddi	160	314	474	-	-	-	-	-	-
16	Hyderabad	93	244	337	-	-	-	-	-	-
17	Medak	34	30	64	-	-	-	-	-	-
18	Nizamabad	18	6	24	-	-	-	-	-	-
19	Adilabad	0	0	0	-	-	-	-	-	-
20	Karimnagar	24	15	39	-	-	-	-	-	-
21	Warangal	20	4	24	-	-	-	-	-	-
22	Khammam	44	42	86	-	-	-	-	-	-
23	Nalgonda	17	6	23	-	-	-	-	-	-
<b>ANDHRA PRADESH</b>		<b>965</b>	<b>1027</b>	<b>1992</b>	<b>-</b>	<b>-</b>	<b>-</b>	<b>-</b>	<b>-</b>	<b>-</b>

## IN HIGHER SECONDARY SCHOOLS 2009 - 2010

Municipal			Private-Aided			Private-Unaided			Total		
Men	Women	Total	Men	Women	Total	Men	Women	Total	Men	Women	Total
-	-	-	-	-	-	0	0	0	32	8	40
-	-	-	-	-	-	0	0	0	42	5	47
-	-	-	-	-	-	91	295	386	279	512	791
-	-	-	-	-	-	3	2	5	38	15	53
-	-	-	-	-	-	44	52	96	62	68	130
-	-	-	-	-	-	39	64	103	88	80	168
-	-	-	-	-	-	4	5	9	40	22	62
-	-	-	-	-	-	0	0	0	14	10	24
-	-	-	-	-	-	14	21	35	14	21	35
-	-	-	-	-	-	65	41	106	104	68	172
-	-	-	-	-	-	0	0	0	27	7	34
-	-	-	-	-	-	22	42	64	45	55	100
-	-	-	-	-	-	0	0	0	33	15	48
-	-	-	-	-	-	0	0	0	19	2	21
-	-	-	-	-	-	195	543	738	355	857	1212
-	-	-	-	-	-	80	496	576	173	740	913
-	-	-	-	-	-	8	6	14	42	36	78
-	-	-	-	-	-	0	0	0	18	6	24
-	-	-	-	-	-	0	0	0	0	0	0
-	-	-	-	-	-	0	0	0	24	15	39
-	-	-	-	-	-	0	0	0	20	4	24
-	-	-	-	-	-	8	10	18	52	52	104
-	-	-	-	-	-	4	1	5	21	7	28
-	-	-	-	-	-	577	1578	2155	1542	2605	4147

## MANAGEMENT WISE TEACHERS

Sl. No.	Name of the District	Central Government			State Government			MPP-ZPP		
		Men	Women	Total	Men	Women	Total	Men	Women	Total
1	Srikakulam	40	8	48	1083	443	1526	7048	2782	9830
2	Vizianagaram	51	12	63	926	436	1362	5339	2224	7563
3	Visakhapatnam	195	227	422	1620	580	2200	4497	3116	7613
4	East Godavari	46	23	69	951	552	1503	7679	4702	12381
5	West Godavari	18	16	34	467	354	821	6195	4181	10376
6	Krishna	86	55	141	194	219	413	5331	5057	10388
7	Guntur	37	20	57	275	335	610	6297	4994	11291
8	Prakasam	20	13	33	503	397	900	7482	4116	11598
9	Nellore	97	47	144	304	255	559	6687	3998	10685
10	Chittoor	46	34	80	450	458	908	8654	5269	13923
11	Kadapa	27	7	34	292	344	636	6575	3515	10090
12	Anantapur	82	51	133	380	299	679	7334	4043	11377
13	Kurnool	33	15	48	523	501	1024	6046	3822	9868
14	Mahabubnagar	19	2	21	755	820	1575	8246	4488	12734
15	Rangareddi	206	430	636	205	247	452	4206	3556	7762
16	Hyderabad	137	325	462	1328	3776	5104	0	0	0
17	Medak	34	30	64	483	371	854	6240	3285	9525
18	Nizamabad	18	6	24	488	417	905	5113	2674	7787
19	Adilabad	34	13	47	2220	573	2793	5485	2129	7614
20	Karimnagar	24	15	39	492	443	935	7980	3908	11888
21	Warangal	59	31	90	1322	716	2038	7686	3550	11236
22	Khammam	53	43	96	1521	759	2280	5434	3113	8547
23	Nalgonda	17	6	23	549	494	1043	7590	3638	11228
<b>ANDHRA PRADESH</b>		<b>1379</b>	<b>1429</b>	<b>2808</b>	<b>17331</b>	<b>13789</b>	<b>31120</b>	<b>143144</b>	<b>82160</b>	<b>225304</b>



## IN TOTAL SCHOOLS 2009 - 2010

Municipal			Private-Aided			Private-Unaided			Total		
Men	Women	Total	Men	Women	Total	Men	Women	Total	Men	Women	Total
156	96	252	48	29	77	2443	1704	4147	10818	5062	15880
267	202	469	152	128	280	1995	1566	3561	8730	4568	13298
258	344	602	246	386	632	2888	4501	7389	9704	9154	18858
519	458	977	522	492	1014	3407	4144	7551	13124	10371	23495
359	419	778	522	545	1067	2288	2830	5118	9849	8345	18194
353	507	860	780	1318	2098	2193	3956	6149	8937	11112	20049
543	681	1224	893	961	1854	1352	1792	3144	9397	8783	18180
126	111	237	873	336	1209	2034	1523	3557	11038	6496	17534
173	175	348	299	277	576	1972	1989	3961	9532	6741	16273
215	344	559	155	154	309	3889	4128	8017	13409	10387	23796
179	179	358	499	276	775	3935	2482	6417	11507	6803	18310
359	426	785	112	128	240	3019	2361	5380	11286	7308	18594
250	320	570	578	341	919	3292	3398	6690	10722	8397	19119
0	0	0	222	170	392	4338	3863	8201	13580	9343	22923
0	0	0	76	238	314	6078	14914	20992	10771	19385	30156
0	0	0	327	1760	2087	3459	14131	17590	5251	19992	25243
0	0	0	26	25	51	2740	2790	5530	9523	6501	16024
0	0	0	168	210	378	3273	3160	6433	9060	6467	15527
0	0	0	91	88	179	2586	2104	4690	10416	4907	15323
0	0	0	187	207	394	6699	5200	11899	15382	9773	25155
0	0	0	385	369	754	6045	3996	10041	15497	8662	24159
0	0	0	176	363	539	2338	2483	4821	9522	6761	16283
0	0	0	189	228	417	3827	2181	6008	12172	6547	18719
3757	4262	8019	7526	9029	16555	76090	91196	167286	249227	201865	451092

**TYPE WISE**

Sl. No.	Name of the District	Primary			Upper Primary		
		Men	Women	Total	Men	Women	Total
1	Srikakulam	3567	1787	5354	3312	1755	5067
2	Vizianagaram	3784	2025	5809	1776	1094	2870
3	Visakhapatnam	3579	3133	6712	1887	1799	3686
4	East Godavari	4820	4384	9204	2205	2042	4247
5	West Godavari	3712	3646	7358	1504	1532	3036
6	Krishna	2686	4216	6902	1925	2515	4440
7	Guntur	3955	4099	8054	1225	1231	2456
8	Prakasam	4424	2869	7293	1874	1244	3118
9	Nellore	3558	2734	6292	2049	1544	3593
10	Chittoor	5106	4475	9581	2433	2223	4656
11	Kadapa	4726	3289	8015	1942	1133	3075
12	Anantapur	3649	2826	6475	2857	1813	4670
13	Kurnool	3303	3282	6585	2633	2034	4667
14	Mahabubnagar	4275	3907	8182	3068	2068	5136
15	Rangareddi	2760	7020	9780	2047	3721	5768
16	Hyderabad	1325	8055	9380	590	2466	3056
17	Medak	2945	2755	5700	1998	1282	3280
18	Nizamabad	2552	2597	5149	2104	1584	3688
19	Adilabad	3974	2254	6228	2161	1115	3276
20	Karimnagar	4154	4148	8302	3444	2369	5813
21	Warangal	5268	3867	9135	2946	1599	4545
22	Khammam	3411	2681	6092	1875	1272	3147
23	Nalgonda	4581	2996	7577	1715	1072	2787
<b>ANDHRA PRADESH</b>		<b>86114</b>	<b>83045</b>	<b>169159</b>	<b>49570</b>	<b>40507</b>	<b>90077</b>

## TEACHERS 2009-2010

High Schools			Higher Secondary			Total		
Men	Women	Total	Men	Women	Total	Men	Women	Total
3907	1512	5419	32	8	40	10818	5062	15880
3128	1444	4572	42	5	47	8730	4568	13298
3959	3710	7669	279	512	791	9704	9154	18858
6061	3930	9991	38	15	53	13124	10371	23495
4571	3099	7670	62	68	130	9849	8345	18194
4238	4301	8539	88	80	168	8937	11112	20049
4177	3431	7608	40	22	62	9397	8783	18180
4726	2373	7099	14	10	24	11038	6496	17534
3911	2442	6353	14	21	35	9532	6741	16273
5766	3621	9387	104	68	172	13409	10387	23796
4812	2374	7186	27	7	34	11507	6803	18310
4735	2614	7349	45	55	100	11286	7308	18594
4753	3066	7819	33	15	48	10722	8397	19119
6218	3366	9584	19	2	21	13580	9343	22923
5609	7787	13396	355	857	1212	10771	19385	30156
3163	8731	11894	173	740	913	5251	19992	25243
4538	2428	6966	42	36	78	9523	6501	16024
4386	2280	6666	18	6	24	9060	6467	15527
4281	1538	5819	0	0	0	10416	4907	15323
7760	3241	11001	24	15	39	15382	9773	25155
7263	3192	10455	20	4	24	15497	8662	24159
4184	2756	6940	52	52	104	9522	6761	16283
5855	2472	8327	21	7	28	12172	6547	18719
<b>112001</b>	<b>75708</b>	<b>187709</b>	<b>1542</b>	<b>2605</b>	<b>4147</b>	<b>249227</b>	<b>201865</b>	<b>451092</b>

## MANAGEMENT WISE VIDYA VOLUNTEERS

Sl. No.	Name of the District	Central Government			State Government			MPP-ZPP		
		Men	Women	Total	Men	Women	Total	Men	Women	Total
1	Srikakulam	-	-	-	58	24	82	288	331	619
2	Vizianagaram	-	-	-	90	49	139	118	92	210
3	Visakhapatnam	-	-	-	540	159	699	659	436	1095
4	East Godavari	-	-	-	88	47	135	321	550	871
5	West Godavari	-	-	-	22	6	28	151	221	372
6	Krishna	-	-	-	1	5	6	148	216	364
7	Guntur	-	-	-	13	13	26	178	265	443
8	Prakasam	-	-	-	28	22	50	215	223	438
9	Nellore	-	-	-	9	18	27	155	297	452
10	Chittoor	-	-	-	7	11	18	191	432	623
11	Kadapa	-	-	-	1	9	10	181	256	437
12	Anantapur	-	-	-	2	3	5	494	401	895
13	Kurnool	-	-	-	32	43	75	694	521	1215
14	Mahabubnagar	-	-	-	35	62	97	703	796	1499
15	Rangareddi	-	-	-	8	48	56	305	976	1281
16	Hyderabad	-	-	-	2	6	8	0	0	0
17	Medak	-	-	-	10	79	89	503	749	1252
18	Nizamabad	-	-	-	25	78	103	249	357	606
19	Adilabad	-	-	-	461	256	717	572	545	1117
20	Karimnagar	-	-	-	15	24	39	183	268	451
21	Warangal	-	-	-	65	36	101	205	230	435
22	Khammam	-	-	-	118	113	231	430	508	938
23	Nalgonda	-	-	-	18	43	61	524	638	1162
<b>ANDHRA PRADESH</b>		-	-	-	<b>1648</b>	<b>1154</b>	<b>2802</b>	<b>7467</b>	<b>9308</b>	<b>16775</b>

## IN PRIMARY SCHOOLS 2009 - 2010

Municipal			Private-Aided			Private-Unaided			Total		
Men	Women	Total	Men	Women	Total	Men	Women	Total	Men	Women	Total
26	56	82	-	-	-	-	-	-	372	411	783
3	16	19	-	-	-	-	-	-	211	157	368
31	213	244	-	-	-	-	-	-	1230	808	2038
76	172	248	-	-	-	-	-	-	485	769	1254
35	74	109	-	-	-	-	-	-	208	301	509
47	169	216	-	-	-	-	-	-	196	390	586
8	23	31	-	-	-	-	-	-	199	301	500
4	16	20	-	-	-	-	-	-	247	261	508
20	114	134	-	-	-	-	-	-	184	429	613
25	105	130	-	-	-	-	-	-	223	548	771
15	21	36	-	-	-	-	-	-	197	286	483
96	234	330	-	-	-	-	-	-	592	638	1230
43	78	121	-	-	-	-	-	-	769	642	1411
0	0	0	-	-	-	-	-	-	738	858	1596
0	0	0	-	-	-	-	-	-	313	1024	1337
0	0	0	-	-	-	-	-	-	2	6	8
0	0	0	-	-	-	-	-	-	513	828	1341
0	0	0	-	-	-	-	-	-	274	435	709
0	0	0	-	-	-	-	-	-	1033	801	1834
0	0	0	-	-	-	-	-	-	198	292	490
0	0	0	-	-	-	-	-	-	270	266	536
0	0	0	-	-	-	-	-	-	548	621	1169
0	0	0	-	-	-	-	-	-	542	681	1223
<b>429</b>	<b>1291</b>	<b>1720</b>	-	-	-	-	-	-	<b>9544</b>	<b>11753</b>	<b>21297</b>

## MANAGEMENT WISE VIDYA VOLUNTEERS

Sl. No.	Name of the District	Central Government			State Government			MPP-ZPP		
		Men	Women	Total	Men	Women	Total	Men	Women	Total
1	Srikakulam	-	-	-	25	4	29	425	296	721
2	Vizianagaram	-	-	-	24	18	42	68	42	110
3	Visakhapatnam	-	-	-	136	45	181	282	255	537
4	East Godavari	-	-	-	30	37	67	265	366	631
5	West Godavari	-	-	-	8	1	9	95	124	219
6	Krishna	-	-	-	0	0	0	104	210	314
7	Guntur	-	-	-	8	14	22	205	278	483
8	Prakasam	-	-	-	12	3	15	155	144	299
9	Nellore	-	-	-	0	6	6	122	182	304
10	Chittoor	-	-	-	1	3	4	218	259	477
11	Kadapa	-	-	-	0	0	0	143	120	263
12	Anantapur	-	-	-	5	7	12	644	364	1008
13	Kurnool	-	-	-	14	17	31	910	521	1431
14	Mahabubnagar	-	-	-	20	23	43	537	643	1180
15	Rangareddi	-	-	-	9	22	31	134	261	395
16	Hyderabad	-	-	-	0	0	0	0	0	0
17	Medak	-	-	-	6	10	16	399	519	918
18	Nizamabad	-	-	-	13	20	33	134	192	326
19	Adilabad	-	-	-	77	40	117	484	421	905
20	Karimnagar	-	-	-	19	9	28	136	209	345
21	Warangal	-	-	-	16	8	24	109	165	274
22	Khammam	-	-	-	25	24	49	436	346	782
23	Nalgonda	-	-	-	34	25	59	206	264	470
<b>ANDHRA PRADESH</b>		-	-	-	<b>482</b>	<b>336</b>	<b>818</b>	<b>6211</b>	<b>6181</b>	<b>12392</b>

## IN UPPER PRIMARY SCHOOLS 2009 - 2010

Municipal			Private-Aided			Private-Unaided			Total		
Men	Women	Total	Men	Women	Total	Men	Women	Total	Men	Women	Total
15	5	20	-	-	-	-	-	-	465	305	770
1	2	3	-	-	-	-	-	-	93	62	155
3	18	21	-	-	-	-	-	-	421	318	739
14	46	60	-	-	-	-	-	-	309	449	758
5	35	40	-	-	-	-	-	-	108	160	268
3	8	11	-	-	-	-	-	-	107	218	325
10	33	43	-	-	-	-	-	-	223	325	548
4	7	11	-	-	-	-	-	-	171	154	325
1	13	14	-	-	-	-	-	-	123	201	324
14	61	75	-	-	-	-	-	-	233	323	556
7	7	14	-	-	-	-	-	-	150	127	277
65	165	230	-	-	-	-	-	-	714	536	1250
10	39	49	-	-	-	-	-	-	934	577	1511
0	0	0	-	-	-	-	-	-	557	666	1223
0	0	0	-	-	-	-	-	-	143	283	426
0	0	0	-	-	-	-	-	-	0	0	0
0	0	0	-	-	-	-	-	-	405	529	934
0	0	0	-	-	-	-	-	-	147	212	359
0	0	0	-	-	-	-	-	-	561	461	1022
0	0	0	-	-	-	-	-	-	155	218	373
0	0	0	-	-	-	-	-	-	125	173	298
0	0	0	-	-	-	-	-	-	461	370	831
0	0	0	-	-	-	-	-	-	240	289	529
<b>152</b>	<b>439</b>	<b>591</b>	-	-	-	-	-	-	<b>6845</b>	<b>6956</b>	<b>13801</b>

## MANAGEMENT WISE VIDYA VOLUNTEERS

Sl. No.	Name of the District	Central Government			State Government			MPP-ZPP		
		Men	Women	Total	Men	Women	Total	Men	Women	Total
1	Srikakulam	-	-	-	26	30	56	8	5	13
2	Vizianagaram	-	-	-	42	90	132	1	1	2
3	Visakhapatnam	-	-	-	87	80	167	19	6	25
4	East Godavari	-	-	-	101	64	165	6	7	13
5	West Godavari	-	-	-	48	59	107	21	7	28
6	Krishna	-	-	-	7	14	21	4	3	7
7	Guntur	-	-	-	2	31	33	18	13	31
8	Prakasam	-	-	-	20	86	106	6	7	13
9	Nellore	-	-	-	3	20	23	12	13	25
10	Chittoor	-	-	-	18	45	63	19	14	33
11	Kadapa	-	-	-	8	75	83	65	25	90
12	Anantapur	-	-	-	32	111	143	3	10	13
13	Kurnool	-	-	-	5	78	83	0	0	0
14	Mahabubnagar	-	-	-	27	95	122	60	56	116
15	Rangareddi	-	-	-	7	45	52	79	88	167
16	Hyderabad	-	-	-	0	2	2	0	0	0
17	Medak	-	-	-	44	113	157	101	73	174
18	Nizamabad	-	-	-	52	95	147	212	169	381
19	Adilabad	-	-	-	123	152	275	38	39	77
20	Karimnagar	-	-	-	44	47	91	51	59	110
21	Warangal	-	-	-	75	56	131	28	26	54
22	Khammam	-	-	-	35	58	93	30	19	49
23	Nalgonda	-	-	-	23	132	155	306	151	457
<b>ANDHRA PRADESH</b>		-	-	-	<b>829</b>	<b>1578</b>	<b>2407</b>	<b>1087</b>	<b>791</b>	<b>1878</b>



## IN HIGH SCHOOLS 2009 - 2010

Municipal			Private-Aided			Private-Unaided			Total		
Men	Women	Total	Men	Women	Total	Men	Women	Total	Men	Women	Total
0	0	0	-	-	-	-	-	-	34	35	69
0	0	0	-	-	-	-	-	-	43	91	134
11	46	57	-	-	-	-	-	-	117	132	249
0	0	0	-	-	-	-	-	-	107	71	178
9	3	12	-	-	-	-	-	-	78	69	147
1	3	4	-	-	-	-	-	-	12	20	32
7	1	8	-	-	-	-	-	-	27	45	72
1	2	3	-	-	-	-	-	-	27	95	122
16	25	41	-	-	-	-	-	-	31	58	89
11	7	18	-	-	-	-	-	-	48	66	114
16	14	30	-	-	-	-	-	-	89	114	203
4	10	14	-	-	-	-	-	-	39	131	170
0	0	0	-	-	-	-	-	-	5	78	83
0	0	0	-	-	-	-	-	-	87	151	238
0	0	0	-	-	-	-	-	-	86	133	219
0	0	0	-	-	-	-	-	-	0	2	2
0	0	0	-	-	-	-	-	-	145	186	331
0	0	0	-	-	-	-	-	-	264	264	528
0	0	0	-	-	-	-	-	-	161	191	352
0	0	0	-	-	-	-	-	-	95	106	201
0	0	0	-	-	-	-	-	-	103	82	185
0	0	0	-	-	-	-	-	-	65	77	142
0	0	0	-	-	-	-	-	-	329	283	612
76	111	187	-	-	-	-	-	-	1992	2480	4472

## MANAGEMENT WISE VIDYA VOLUNTEERS

Sl. No.	Name of the District	Central Government			State Government			MPP-ZPP		
		Men	Women	Total	Men	Women	Total	Men	Women	Total
1	Srikakulam	-	-	-	109	58	167	721	632	1353
2	Vizianagaram	-	-	-	156	157	313	187	135	322
3	Visakhapatnam	-	-	-	763	284	1047	960	697	1657
4	East Godavari	-	-	-	219	148	367	592	923	1515
5	West Godavari	-	-	-	78	66	144	267	352	619
6	Krishna	-	-	-	8	19	27	256	429	685
7	Guntur	-	-	-	23	58	81	401	556	957
8	Prakasam	-	-	-	60	111	171	376	374	750
9	Nellore	-	-	-	12	44	56	289	492	781
10	Chittoor	-	-	-	26	59	85	428	705	1133
11	Kadapa	-	-	-	9	84	93	389	401	790
12	Anantapur	-	-	-	39	121	160	1141	775	1916
13	Kurnool	-	-	-	51	138	189	1604	1042	2646
14	Mahabubnagar	-	-	-	82	180	262	1300	1495	2795
15	Rangareddi	-	-	-	24	115	139	518	1325	1843
16	Hyderabad	-	-	-	2	8	10	0	0	0
17	Medak	-	-	-	60	202	262	1003	1341	2344
18	Nizamabad	-	-	-	90	193	283	595	718	1313
19	Adilabad	-	-	-	661	448	1109	1094	1005	2099
20	Karimnagar	-	-	-	78	80	158	370	536	906
21	Warangal	-	-	-	156	100	256	342	421	763
22	Khammam	-	-	-	178	195	373	896	873	1769
23	Nalgonda	-	-	-	75	200	275	1036	1053	2089
<b>ANDHRA PRADESH</b>		-	-	-	<b>2959</b>	<b>3068</b>	<b>6027</b>	<b>14765</b>	<b>16280</b>	<b>31045</b>

## IN TOTAL SCHOOLS 2009 - 2010

Municipal			Private-Aided			Private-Unaided			Total		
Men	Women	Total	Men	Women	Total	Men	Women	Total	Men	Women	Total
41	61	102	-	-	-	-	-	-	871	751	1622
4	18	22	-	-	-	-	-	-	347	310	657
45	277	322	-	-	-	-	-	-	1768	1258	3026
90	218	308	-	-	-	-	-	-	901	1289	2190
49	112	161	-	-	-	-	-	-	394	530	924
51	180	231	-	-	-	-	-	-	315	628	943
25	57	82	-	-	-	-	-	-	449	671	1120
9	25	34	-	-	-	-	-	-	445	510	955
37	152	189	-	-	-	-	-	-	338	688	1026
50	173	223	-	-	-	-	-	-	504	937	1441
38	42	80	-	-	-	-	-	-	436	527	963
165	409	574	-	-	-	-	-	-	1345	1305	2650
53	117	170	-	-	-	-	-	-	1708	1297	3005
0	0	0	-	-	-	-	-	-	1382	1675	3057
0	0	0	-	-	-	-	-	-	542	1440	1982
0	0	0	-	-	-	-	-	-	2	8	10
0	0	0	-	-	-	-	-	-	1063	1543	2606
0	0	0	-	-	-	-	-	-	685	911	1596
0	0	0	-	-	-	-	-	-	1755	1453	3208
0	0	0	-	-	-	-	-	-	448	616	1064
0	0	0	-	-	-	-	-	-	498	521	1019
0	0	0	-	-	-	-	-	-	1074	1068	2142
0	0	0	-	-	-	-	-	-	1111	1253	2364
<b>657</b>	<b>1841</b>	<b>2498</b>	-	-	-	-	-	-	<b>18381</b>	<b>21189</b>	<b>39570</b>

## TYPE WISE VIDYA

Sl. No.	Name of the District	Primary			Upper Primary		
		Men	Women	Total	Men	Women	Total
1	Srikakulam	372	411	783	465	305	770
2	Vizianagaram	211	157	368	93	62	155
3	Visakhapatnam	1230	808	2038	421	318	739
4	East Godavari	485	769	1254	309	449	758
5	West Godavari	208	301	509	108	160	268
6	Krishna	196	390	586	107	218	325
7	Guntur	199	301	500	223	325	548
8	Prakasam	247	261	508	171	154	325
9	Nellore	184	429	613	123	201	324
10	Chittoor	223	548	771	233	323	556
11	Kadapa	197	286	483	150	127	277
12	Ananthapur	592	638	1230	714	536	1250
13	Kurnool	769	642	1411	934	577	1511
14	Mahabubnagar	738	858	1596	557	666	1223
15	Rangareddi	313	1024	1337	143	283	426
16	Hyderabad	2	6	8	0	0	0
17	Medak	513	828	1341	405	529	934
18	Nizamabad	274	435	709	147	212	359
19	Adilabad	1033	801	1834	561	461	1022
20	Karimnagar	198	292	490	155	218	373
21	Warangal	270	266	536	125	173	298
22	Khammam	548	621	1169	461	370	831
23	Nalgonda	542	681	1223	240	289	529
<b>ANDHRA PRADESH</b>		<b>9544</b>	<b>11753</b>	<b>21297</b>	<b>6845</b>	<b>6956</b>	<b>13801</b>

## VOLUNTEERS 2009-2010

High Schools			Higher Secondary			Total		
Men	Women	Total	Men	Women	Total	Men	Women	Total
34	35	69	-	-	-	871	751	1622
43	91	134	-	-	-	347	310	657
117	132	249	-	-	-	1768	1258	3026
107	71	178	-	-	-	901	1289	2190
78	69	147	-	-	-	394	530	924
12	20	32	-	-	-	315	628	943
27	45	72	-	-	-	449	671	1120
27	95	122	-	-	-	445	510	955
31	58	89	-	-	-	338	688	1026
48	66	114	-	-	-	504	937	1441
89	114	203	-	-	-	436	527	963
39	131	170	-	-	-	1345	1305	2650
5	78	83	-	-	-	1708	1297	3005
87	151	238	-	-	-	1382	1675	3057
86	133	219	-	-	-	542	1440	1982
0	2	2	-	-	-	2	8	10
145	186	331	-	-	-	1063	1543	2606
264	264	528	-	-	-	685	911	1596
161	191	352	-	-	-	1755	1453	3208
95	106	201	-	-	-	448	616	1064
103	82	185	-	-	-	498	521	1019
65	77	142	-	-	-	1074	1068	2142
329	283	612	-	-	-	1111	1253	2364
<b>1992</b>	<b>2480</b>	<b>4472</b>	<b>-</b>	<b>-</b>	<b>-</b>	<b>18381</b>	<b>21189</b>	<b>39570</b>

## CLASS WISE ENROLMENT

Sl. No.	Name of the District	Pre - Primary			Class - I			Class - II	
		Boys	Girls	Total	Boys	Girls	Total	Boys	Girls
1	Srikakulam	1727	1270	2997	24381	22178	46559	23040	22177
2	Vizianagaram	4349	3405	7754	21544	20769	42313	20929	20196
3	Visakhapatnam	9124	7570	16694	35544	34542	70086	33570	33144
4	East Godavari	17356	14511	31867	37470	36383	73853	37283	36803
5	West Godavari	7396	6007	13403	29131	27626	56757	28938	28059
6	Krishna	6929	5372	12301	31077	30074	61151	30897	29731
7	Guntur	5914	4861	10775	30488	30477	60965	28965	29324
8	Prakasam	1196	969	2165	30288	29356	59644	27598	27641
9	Nellore	2173	1713	3886	24162	23020	47182	21918	21055
10	Nellore	14919	11505	26424	33336	31161	64497	32435	30734
11	Kadapo	5762	4683	10445	29097	26696	55793	25988	24833
12	Anantapur	3080	2343	5423	36015	33379	69394	33209	31815
13	Kurnool	10617	7664	18281	42780	40475	83255	40474	39300
14	Mahabubnagar	8222	5202	13424	55156	52798	107954	40680	39481
15	Rangareddi	48370	40566	88936	65502	61053	126555	56689	52528
16	Hyderabad	21232	19893	41125	42205	42171	84376	40790	40430
17	Medak	6219	4270	10489	39589	36465	76054	27685	26484
18	Nizamabad	7150	5888	13038	26927	24817	51744	25020	23995
19	Adilobod	11089	8245	19334	35216	33457	68673	29919	28558
20	Karimnagar	8115	5879	13994	34133	31730	65863	30370	29247
21	Warangal	15072	10769	25841	40096	37824	77920	28820	27866
22	Kbammam	986	773	1759	27094	25329	52423	23010	22612
23	Nalgonda	16571	11188	27759	39526	37233	76759	29640	28922
<b>ANDHRA PRADESH</b>		<b>233568</b>	<b>184546</b>	<b>418114</b>	<b>810757</b>	<b>769013</b>	<b>1579770</b>	<b>717867</b>	<b>694935</b>

## 2009-2010 ALL (PP-V)

Total	Class - III			Class - VI			Class - V		
	Boys	Girls	Total	Boys	Girls	Total	Boys	Girls	Total
45217	23182	22014	45196	23131	22433	45564	22866	22150	45016
41125	21410	20444	41854	20502	19564	40066	20241	19556	39797
66714	35097	33683	68780	34171	33553	67724	34099	32440	66539
74086	38230	37793	76023	38198	38127	76325	37673	38121	75794
56997	29006	28457	57463	29269	28662	57931	29331	29670	59001
60628	31365	30972	62337	31533	31611	63144	31925	32153	64078
58289	29042	29298	58340	28322	28802	57124	28258	28738	56996
55239	26708	27125	53833	25936	25821	51757	25007	25018	50025
42973	22027	21312	43339	21737	21143	42880	22124	21996	44120
63169	31779	30133	61912	31698	30241	61939	33016	31867	64883
50821	25719	24401	50120	24885	24224	49109	24788	24372	49160
65024	31404	30843	62247	30537	30268	60805	31050	30893	61943
79774	39821	38463	78284	37909	36195	74104	36974	34715	71689
80161	37901	36042	73943	35926	32842	68768	33628	30494	64122
109217	54608	50710	105318	51761	49086	100847	50809	48214	99023
81220	39205	40428	79633	38736	39654	78390	37331	38680	76011
54169	26517	25786	52303	25796	25302	51098	25993	25183	51176
49015	24067	23314	47381	23006	22551	45557	23170	22557	45727
58477	27831	26618	54449	27370	26414	53784	26875	26193	53068
59617	31356	30434	61790	32315	31294	63609	33890	33507	67397
56686	29800	29220	59020	30048	30007	60055	31998	31217	63215
45622	23685	23095	46780	23256	22767	46023	23348	23182	46530
58562	29092	28090	57182	28922	27900	56822	29760	28697	58457
412802	708852	688675	1397527	694964	678461	1373425	694154	679613	1373767

## CLASS WISE ENROLMENT

Sl. No.	Name of the District	Class - VI			Class - VII			Class - VIII		
		Boys	Girls	Total	Boys	Girls	Total	Boys	Girls	Total
1	Srikakulam	20035	19331	39366	19494	18490	37984	18142	17195	35337
2	Vizionagaram	17314	16111	33425	16891	15916	32807	15603	15118	30721
3	Visakhapatnam	29907	28488	58395	28726	27306	56032	26273	25473	51746
4	East Godavari	36099	36500	72599	34247	35330	69577	32131	33693	65824
5	West Godavari	26926	26883	53809	26022	26571	52593	24499	25111	49610
6	Krishana	29185	28625	57810	29213	28418	57631	26478	26084	52562
7	Guntur	27380	26525	53905	26198	25251	51449	24316	23713	48029
8	Prakasam	20884	20588	41472	20586	19534	40120	18142	17256	35398
9	Nellore	19297	18586	37883	18862	18223	37085	17275	16548	33823
10	Chittoor	30449	29482	59931	30624	28912	59536	28760	27267	56027
11	Kadapa	22785	21967	44752	22513	21807	44320	20411	19421	39832
12	Anantapur	27886	27658	55544	27281	27231	54512	25721	25761	51482
13	Kurnool	33137	28439	61576	31942	27345	59287	28694	23469	52163
14	Mahobubnagar	30663	27709	58372	29343	25994	55337	28808	24523	53331
15	Rangareddi	48830	45260	94090	47617	44027	91644	42544	39651	82195
16	Hyderabad	35706	37966	73672	34990	37149	72139	29482	32842	62324
17	Medak	24423	22878	47301	24040	22902	46942	23068	22053	45121
18	Nizamabad	21608	20455	42063	21981	21089	43070	20833	20670	41503
19	Adilabad	23596	22479	46075	22213	21205	43418	20946	20298	41244
20	Karimnagar	32993	32131	65124	33043	32272	65315	31412	31975	63387
21	Warangal	30431	28671	59102	30062	28182	58244	28531	27293	55824
22	Khammam	21809	21122	42931	21094	20846	41940	19978	20050	40028
23	Nalgondo	27833	26227	54060	27592	26175	53767	27183	26063	53246
<b>ANDHRA PRADESH</b>		<b>639176</b>	<b>614081</b>	<b>1253257</b>	<b>624574</b>	<b>600175</b>	<b>1224749</b>	<b>579230</b>	<b>561527</b>	<b>1140757</b>



## 2009-2010 ALL (VI-XII)

Class - XI			Class - X			Class - XI			Class - XII		
Boys	Girls	Total	Boys	Girls	Total	Boys	Girls	Total	Boys	Girls	Total
17227	17195	34422	17285	16048	33333	174	252	426	136	253	389
14782	13509	28291	14168	12937	27105	202	110	312	190	98	288
24875	23980	48855	23784	23024	46808	485	408	893	521	416	937
30331	32559	62890	29141	30843	59984	104	227	331	76	219	295
23641	24146	47787	21975	22832	44807	75	271	346	78	248	326
26231	25600	51831	24763	23562	48325	102	212	314	91	181	272
23034	22110	45144	22588	20911	43499	120	229	349	95	211	306
17580	15891	33471	17475	15004	32479	75	339	414	44	306	350
16009	15576	31585	15529	14686	30215	275	259	534	215	232	447
28259	26714	54973	28176	25916	54092	124	449	573	61	375	436
20217	18815	39032	19942	18126	38068	81	58	139	63	50	113
24629	24670	49299	23994	23046	47040	172	280	452	165	251	416
26818	21869	48687	24922	19221	44143	36	20	56	30	21	51
28106	23531	51637	28440	22747	51187	220	314	534	206	272	478
42230	38555	80785	40534	37309	77843	918	780	1698	734	697	1431
27992	31111	59103	26297	29564	55861	504	607	1111	455	462	917
22897	21181	44078	21811	19895	41706	152	223	375	137	168	305
20447	19599	40046	20002	18651	38653	157	14	171	168	10	178
19788	19338	39126	20840	20050	40890	175	239	414	220	217	437
31244	31985	63229	32077	32937	65014	301	277	578	166	230	396
28878	27378	56256	29548	27668	57216	218	403	621	197	307	504
19275	19479	38754	18011	18239	36250	100	172	272	100	158	258
28231	26246	54477	27851	25273	53124	104	82	186	97	62	159
562721	541037	1103758	549153	518489	1067642	4874	6225	11099	4245	5444	9689

## STAGE-WISE ENROLMENT

Sl. No	Name of the District	Pre - Primary			Classes - I-V			Classes -VI-VII		
		Boys	Girls	Total	Boys	Girls	Total	Boys	Girls	Total
1	Srikakulam	1727	1270	2997	116600	110952	227552	39529	37821	77350
2	Vizianagaram	4349	3405	7754	104626	100529	205155	34205	32027	66232
3	Visakhapatnam	9124	7570	16694	172481	167362	339843	58633	55794	114427
4	East Godavari	17356	14511	31867	188854	187227	376081	70346	71830	142176
5	West Godavari	7396	6007	13403	145675	142474	288149	52948	53454	106402
6	Krishna	6929	5372	12301	156797	154541	311338	58398	57043	115441
7	Guntur	5914	4861	10775	145075	146639	291714	53578	51776	105354
8	Prakasam	1196	969	2165	135537	134961	270498	41470	40122	81592
9	Nellore	2173	1713	3886	111968	108526	220494	38159	36809	74968
10	Chittoor	14919	11505	26424	162264	154136	316400	61073	58394	119467
11	Kadapa	5762	4683	10445	130477	124526	255003	45298	43774	89072
12	Anantapur	3080	2343	5423	162215	157198	319413	55167	54889	110056
13	Kurnool	10617	7664	18281	197958	189148	387106	65079	55784	120863
14	Mahabubnagar	8222	5202	13424	203291	191657	394948	60006	53703	113709
15	Ranga Reddy	48370	40566	88936	279369	261591	540960	96447	89287	185734
16	Hyderabad	21232	19893	41125	198267	201363	399630	70696	75115	145811
17	Medak	6219	4270	10489	145580	139220	284800	48463	45780	94243
18	Nizamabad	7150	5888	13038	122190	117234	239424	43589	41544	85133
19	Adilabad	11089	8245	19334	147211	141240	288451	45809	43684	89493
20	Karimnagar	8115	5879	13994	162064	156212	318276	66036	64403	130439
21	Warangal	15072	10769	25841	160762	156134	316896	60493	56853	117346
22	Khammam	986	773	1759	120393	116985	237378	42903	41968	84871
23	Nalgonda	16571	11188	27759	156940	150842	307782	55425	52402	107827
<b>Andhra Pradesh</b>		<b>233568</b>	<b>184546</b>	<b>418114</b>	<b>3626594</b>	<b>3510697</b>	<b>7137291</b>	<b>1263750</b>	<b>1214256</b>	<b>2478006</b>

## 2009-10 - ALL

Classes -VIII-X			Classes -XI-XII			Classes-I-X			Classes --PP-XII		
Boys	Girls	Total	Boys	Girls	Total	Boys	Girls	Total	Boys	Girls	Total
52654	50438	103092	310	505	815	208783	199211	407994	210820	200986	411806
44553	41564	86117	392	208	600	183384	174120	357504	188125	177733	365858
74932	72477	147409	1006	824	1830	306046	295633	601679	316176	304027	620203
91603	97095	188698	180	446	626	350803	356152	706955	368339	371109	739448
70115	72089	142204	153	519	672	268738	268017	536755	276287	274543	550830
77472	75246	152718	193	393	586	292667	286830	579497	299789	292595	592384
69938	66734	136672	215	440	655	268591	265149	533740	274720	270450	545170
53197	48151	101348	119	645	764	230204	223234	453438	231519	224848	456367
48813	46810	95623	490	491	981	198940	192145	391085	201603	194349	395952
85195	79897	165092	185	824	1009	308532	292427	600959	323636	304756	628392
60570	56362	116932	144	108	252	236345	224662	461007	242251	229453	471704
74344	73477	147821	337	531	868	291726	285564	577290	295143	288438	583581
80434	64559	144993	66	41	107	343471	309491	652962	354154	317196	671350
85354	70801	156155	426	586	1012	348651	316161	664812	357299	321949	679248
125308	115515	240823	1652	1477	3129	501124	466393	967517	551146	508436	1059582
83771	93517	177288	959	1069	2028	352734	369995	722729	374925	390957	765882
67776	63129	130905	289	391	680	261819	248129	509948	268327	252790	521117
61282	58920	120202	325	24	349	227061	217698	444759	234536	223610	458146
61574	59686	121260	395	456	851	254594	244610	499204	266078	253311	519389
94733	96897	191630	467	507	974	322833	317512	640345	331415	323898	655313
86957	82339	169296	415	710	1125	308212	295326	603538	323699	306805	630504
57264	57768	115032	200	330	530	220560	216721	437281	221746	217824	439570
83265	77582	160847	201	144	345	295630	280826	576456	312402	292158	604560
1691104	1621053	3312157	9119	11669	20788	6581448	6346006	12927454	6824135	6542221	13366356

## CLASS-WISE ENROLMENT

Sl. No	Name of the District	Pre - Primary			Class - I			Class - II		
		Boys	Girls	Total	Boys	Girls	Total	Boys	Girls	Total
1	Srikakulam	1394	993	2387	18127	16524	34651	17202	16651	33853
2	Vizianagaram	2945	2218	5163	14498	13843	28341	14249	13847	28096
3	Visakhapatnam	4309	3478	7787	13870	13777	27647	13643	13795	27438
4	East Godavari	6784	5830	12614	15955	15949	31904	16189	16096	32285
5	West Godavari	3155	2541	5696	12555	11886	24441	12519	1581	25100
6	Krishna	2616	2033	4649	12032	11569	23601	11852	11741	23593
7	Guntur	2002	1652	3654	9614	10012	19626	9587	9843	19430
8	Prakasam	258	264	522	10689	10612	21301	10005	11450	20455
9	Nellore	870	716	1586	8430	8278	16708	7901	7765	15666
10	Chittoor	5862	4670	10532	14475	13741	28216	14164	15559	27723
11	Kadapa	1781	1433	3214	9571	9009	18580	8756	1492	17248
12	Anantapur	1787	1271	3058	19817	18447	38264	18141	1761	35902
13	Kurnool	5005	3487	8492	21743	20566	42309	20411	1935	40346
14	Mahbubnagar	4978	3128	8106	30653	28901	59554	22827	2296	45123
15	Rangareddi	20612	17026	37638	26617	25454	52071	23141	2749	44890
16	Hyderabad	5634	5597	11231	9148	9199	18347	8749	1588	17337
17	Medak	3358	2250	5608	21508	20127	41635	15174	11699	29873
18	Nizamabad	3317	2860	6177	13348	12256	25604	12367	1832	24199
19	Adilabad	5717	4233	9950	13584	12717	26301	11973	1148	23121
20	Karimnagar	5087	3617	8704	20727	19151	39878	18463	1785	36248
21	Warangal	8080	5815	13895	18024	16613	34637	14031	13131	27162
22	Khammam	339	283	622	9103	8582	17685	7965	7840	15805
23	Nalgonda	9377	5982	15359	20227	18998	39225	15543	15339	30882
<b>Andhra Pradesh</b>		<b>105267</b>	<b>81377</b>	<b>186644</b>	<b>364315</b>	<b>346211</b>	<b>710526</b>	<b>324852</b>	<b>36923</b>	<b>641775</b>

## 2009-10 - B.C. (PP-V)

Class - III			Class - IV			Class - V		
Boys	Girls	Total	Boys	Girls	Total	Boys	Girls	Total
16885	16164	33049	16985	16545	33530	16837	16318	33155
13864	13547	27411	13317	13115	26432	13382	13043	26425
14011	14123	28134	14146	14300	28446	14181	14254	28435
16524	16466	32990	16281	16567	32848	15983	16417	32400
12666	12635	25301	12903	12691	25594	12759	13189	25948
12036	12403	24439	11914	12559	24473	12290	12725	25015
9455	9708	19163	9078	9616	18694	9006	9479	18485
9580	10194	19774	9485	9724	19209	8926	9188	18114
8106	8072	16178	8263	8241	16504	8390	8499	16889
13761	13088	26849	13865	13345	27210	14527	13963	28490
8482	8269	16751	8268	8274	16542	8331	8094	16425
17247	17268	34515	16941	17025	33966	17072	17160	34232
20088	18982	39070	19022	17764	36786	18119	16351	34470
20959	20300	41259	20214	18865	39079	18766	17541	36307
22283	21117	43400	21412	20760	42172	20807	20088	40895
8634	8509	17143	8710	8265	16975	8506	8212	16718
14763	14690	29453	14518	14548	29066	14442	14580	29022
12047	11523	23570	11740	11457	23197	11806	11510	23316
11324	10644	21968	11292	10976	22268	11430	11034	22464
19206	18639	37845	19735	19015	38750	20902	20526	41428
14745	14402	29147	15085	15031	30116	16089	16331	32420
8147	8154	16301	8065	8169	16234	8217	8263	16480
15552	15202	30754	15606	15460	31066	16009	15963	31972
<b>320365</b>	<b>314099</b>	<b>634464</b>	<b>316845</b>	<b>312312</b>	<b>629157</b>	<b>316777</b>	<b>312728</b>	<b>629505</b>

## CLASS-WISE ENROLMENT

Sl. No	Name of the District	Class - VI			Class - VII			Class - VIII		
		Boys	Girls	Total	Boys	Girls	Total	Boys	Girls	Total
1	Srikakulam	14659	14370	29029	14412	13853	28265	13292	12665	25957
2	Vizianagaram	11588	11037	22625	11506	10808	22314	10820	10275	21095
3	Visakhapatnam	12673	12537	25210	12325	12478	24803	11315	11474	22789
4	East Godavari	15078	15439	30517	14297	14709	29006	12967	13828	26795
5	West Godavar	11578	11827	23405	11314	11549	22863	10705	11162	21867
6	Krishna	11415	11349	22764	10842	10930	21772	9973	10129	20102
7	Guntur	8650	8524	17174	8226	8125	16351	7377	7522	14899
8	Prakasam	7410	7446	14856	7324	6963	14287	6442	5870	12312
9	Nellore	7480	7491	14971	7442	7481	14923	6908	6629	13537
10	Chittoor	13700	13266	26966	13626	12696	26322	12857	12203	25060
11	Kadapa	7337	7047	14384	7192	6936	14128	6277	6097	12374
12	Anantapur	15412	14906	30318	14936	14738	29674	13990	13962	27952
13	Kurnool	16301	13437	29738	15349	12595	27944	13547	10361	23908
14	Mahbubnagar	17506	16019	33525	16618	15091	31709	16411	14105	30516
15	Rangareddi	19536	18692	38228	19285	18100	37385	17357	16883	34240
16	Hyderabad	7755	7912	15667	7730	7788	15518	6946	7235	14181
17	Medak	14106	13538	27644	13883	13421	27304	13333	12743	26076
18	Nizamabad	10977	10344	21321	11259	10661	21920	10752	10568	21320
19	Adilabad	10669	10197	20866	10416	9953	20369	10009	9450	19459
20	Karimnagar	20456	20073	40529	20615	19994	40609	19725	19841	39566
21	Warangal	16001	15623	31624	16026	15608	31634	15347	15084	30431
22	Khammam	7948	7914	15862	7794	7852	15646	7094	7123	14217
23	Nalgonda	15513	14926	30439	15327	15158	30485	15180	15051	30231
<b>Andhra Pradesh</b>		<b>293748</b>	<b>283914</b>	<b>577662</b>	<b>287744</b>	<b>277487</b>	<b>565231</b>	<b>268624</b>	<b>260260</b>	<b>528884</b>

## 2009-10 - B.C. (VI-XII)

Class - IX			Class - X			Class - XI			Class - XII		
Boys	Girls	Total	Boys	Girls	Total	Boys	Girls	Total	Boys	Girls	Total
12809	12795	25604	12783	11722	24505	18	25	43	2	15	17
10236	9319	19555	9836	8900	18736	15	7	22	8	12	20
10788	10835	21623	10633	10147	20780	54	25	79	33	51	84
12329	13094	25423	11773	11829	23602	15	10	25	8	14	22
10312	10519	20831	9472	9494	18966	32	30	62	32	29	61
9517	9638	19155	9053	8775	17828	12	18	30	8	17	25
6834	6810	13644	6907	6228	13135	7	11	18	7	10	17
6111	5178	11289	6084	4761	10845	2	15	17	1	19	20
6542	6427	12969	6137	5703	11840	15	16	31	15	12	27
12476	11772	24248	12392	11299	23691	17	27	44	8	21	29
6254	5817	12071	6471	5479	11950	0	5	5	0	5	5
13399	12896	26295	12894	11912	24806	11	16	27	11	10	21
12431	9490	21921	11727	8235	19962	13	6	19	9	5	14
16067	13446	29513	16403	13216	29619	25	22	47	13	15	28
17413	16302	33715	17343	16227	33570	210	165	375	123	150	273
6637	6966	13603	6204	6741	12945	30	27	57	25	21	46
13325	12220	25545	12790	11580	24370	17	20	37	22	13	35
10765	10093	20858	10520	9757	20277	22	9	31	21	6	27
9650	9002	18652	10114	9306	19420	17	11	28	14	17	31
19516	19894	39410	20167	20369	40536	60	33	93	19	18	37
15558	15269	30827	16193	15443	31636	23	24	47	13	25	38
6894	7121	14015	6410	6449	12859	8	16	24	10	12	22
15884	14938	30822	15765	14426	30191	15	9	24	9	6	15
261747	249841	511588	258071	237998	496069	638	547	1185	411	503	914

## STAGE-WISE ENROLMENT

Sl. No	Name of the District	Pre - Primary			Classes - I-V			Classes - VI-VII		
		Boys	Girls	Total	Boys	Girls	Total	Boys	Girls	Total
1	Srikakulam	1394	993	2387	86036	82202	168238	29071	28223	57294
2	Vizianagaram	2945	2218	5163	69310	67395	136705	23094	21845	44939
3	Visakhapatnam	4309	3478	7787	69851	70249	140100	24998	25015	50013
4	East Godavari	6784	5830	12614	80932	81495	162427	29375	30148	59523
5	West Godavari	3155	2541	5696	63402	62982	126384	22892	23376	46268
6	Krishna	2616	2033	4649	60124	60997	121121	22257	22279	44536
7	Guntur	2002	1652	3654	46740	48658	95398	16876	16649	33525
8	Prakasam	258	264	522	48685	50168	98853	14734	14409	29143
9	Nellore	870	716	1586	41090	40855	81945	14922	14972	29894
10	Chittoor	5862	4670	10532	70792	67696	138488	27326	25962	53288
11	Kadapa	1781	1433	3214	43408	42138	85546	14529	13983	28512
12	Anantapur	1787	1271	3058	89218	87661	176879	30348	29644	59992
13	Kurnool	5005	3487	8492	99383	93598	192981	31650	26032	57682
14	Mahbubnagar	4978	3128	8106	113419	107903	221322	34124	31110	65234
15	Rangareddi	20612	17026	37638	114260	109168	223428	38821	36792	75613
16	Hyderabad	5634	5597	11231	43747	42773	86520	15485	15700	31185
17	Medak	3358	2250	5608	80405	78644	159049	27989	26959	54948
18	Nizamabad	3317	2860	6177	61308	58578	119886	22236	21005	43241
19	Adilabad	5717	4233	9950	59603	56519	116122	21085	20150	41235
20	Karimnagar	5087	3617	8704	99033	95116	194149	41071	40067	81138
21	Warangal	8080	5815	13895	77974	75508	153482	32027	31231	63258
22	Khammam	339	283	622	41497	41008	82505	15742	15766	31508
23	Nalgonda	9377	5982	15359	82937	80962	163899	30840	30084	60924
<b>ANDHRA PRADESH</b>		<b>105267</b>	<b>81377</b>	<b>186644</b>	<b>1643154</b>	<b>1602273</b>	<b>3245427</b>	<b>581492</b>	<b>561401</b>	<b>1142893</b>



## 2009-10 - B.C.

Classes - VIII-X			Classes-XI-XII			Classes - I-X			Classes - PP-XII		
Boys	Girls	Total	Boys	Girls	Total	Boys	Girls	Total	Boys	Girls	Total
38884	37182	76066	20	40	60	153991	147607	301598	155405	148640	304045
30892	28494	59386	23	19	42	123296	117734	241030	126264	119971	246235
32736	32456	65192	87	76	163	127585	127720	255305	131981	131274	263255
37069	38751	75820	23	24	47	147376	150394	297770	154183	156248	310431
30489	31175	61664	64	59	123	116783	117533	234316	120002	120133	240135
28543	28542	57085	20	35	55	110924	111818	222742	113560	113886	227446
21118	20560	41678	14	21	35	84734	85867	170601	86750	87540	174290
18637	15809	34446	3	34	37	82056	80386	162442	82317	80684	163001
19587	18759	38346	30	28	58	75599	74586	150185	76499	75330	151829
37725	35274	72999	25	48	73	135843	128932	264775	141730	133650	275380
19002	17393	36395	0	10	10	76939	73514	150453	78720	74957	153677
40283	38770	79053	22	26	48	159849	156075	315924	161658	157372	319030
37705	28086	65791	22	11	33	168738	147716	316454	173765	151214	324979
40881	40767	89648	38	37	75	196424	179780	376204	201440	182945	384385
52113	49412	101525	333	315	648	205194	195372	400566	226139	212713	438852
19787	20942	40729	55	48	103	79019	79415	158434	84708	85060	169768
39448	36543	75991	39	33	72	147842	142146	289988	151239	144429	295668
32037	30418	62455	43	15	58	115581	110001	225582	118941	112876	231817
29773	27758	57531	31	28	59	110461	104427	214888	116209	108688	224897
59408	60104	119512	79	51	130	199512	195287	394799	204678	198955	403633
47098	45796	92894	36	49	85	157099	152535	309634	165215	158399	323614
20398	20693	41091	18	28	46	77637	77467	155104	77994	77778	155772
46829	44415	91244	24	15	39	160606	155461	316067	170007	161458	331465
788442	748099	1536541	1049	1050	2099	3013088	2911773	5924861	3119404	2994200	6113604

## CLASS-WISE ENROLMENT

Sl. No	Name of the District	Pre - Primary			Class - I			Class - II		
		Boys	Girls	Total	Boys	Girls	Total	Boys	Girls	Total
1	Srikakulam	108	74	182	2254	2010	4264	2242	2120	4362
2	Vizianagaram	247	211	458	2316	2305	4621	2211	2110	4321
3	Visakhapatnam	565	525	1090	2732	2651	5383	2862	2756	5618
4	East Godavari	2359	2034	4393	8257	8041	16298	8158	8147	16305
5	West Godavari	973	843	1816	7648	7478	15126	7665	7331	14996
6	Krishna	1414	1057	2471	8281	8090	16371	7966	7827	15793
7	Guntur	1029	913	1942	9266	9183	18449	8357	8456	16813
8	Prakasam	202	140	342	9196	8995	18191	8360	8223	16583
9	Nellore	427	306	733	6295	6018	12313	5427	5348	10775
10	Chittoor	2013	1465	3478	7056	6868	13924	6560	6563	13123
11	Kadapa	677	570	1247	5582	5205	10787	4605	4552	9157
12	Anantapur	306	248	554	6515	6317	12832	5887	5638	11525
13	Kurnool	1395	1067	2462	9453	9075	18528	9008	8425	17433
14	Mahbubnagar	895	560	1455	10366	10339	20705	7571	7342	14913
15	Rangareddi	6258	5424	11682	11123	10362	21485	8872	8546	17418
16	Hyderabad	2631	2038	4669	4150	4078	8228	3679	3673	7352
17	Medak	771	599	1370	7850	7136	14986	5332	5210	10542
18	Nizamabad	790	664	1454	4067	3812	7879	3748	3653	7401
19	Adilabad	1902	1400	3302	5788	5529	11317	5128	4913	10041
20	Karimnagar	1289	954	2243	6671	6444	13115	5822	5735	11557
21	Warangal	2326	1740	4066	7643	7299	14942	5679	5511	11190
22	Khammam	94	91	185	4806	4623	9429	4154	4136	8290
23	Nalgonda	1955	1374	3329	7975	7817	15792	5872	6162	12034
<b>ANDHRA PRADESH</b>		<b>30626</b>	<b>24297</b>	<b>54923</b>	<b>155290</b>	<b>149675</b>	<b>304965</b>	<b>135165</b>	<b>132377</b>	<b>267542</b>

**2009-10 - S.C. (PP-V)**

Class - III			Class - VI			Class - V		
Boys	Girls	Total	Boys	Girls	Total	Boys	Girls	Total
2253	2204	4457	2196	2203	4399	2191	2245	4436
2231	2205	4436	2077	2031	4108	2159	2158	4317
2792	2859	5651	2773	2820	5593	2911	2885	5796
8325	8210	16535	8309	8253	16562	8118	8346	16464
7608	7388	14996	7548	7479	15027	7462	7608	15070
8094	8132	16226	8093	8136	16229	8129	8276	16405
8478	8645	17123	8273	8120	16393	8131	8107	16238
7918	7979	15897	7567	7542	15109	7269	7190	14459
5701	5455	11156	5537	5592	11129	6126	5934	12060
6438	6452	12890	6595	6333	12928	7070	7124	14194
4581	4522	9103	4448	4367	8815	4559	4534	9093
5386	5492	10878	5061	5162	10223	5416	5577	10993
8671	8271	16942	8193	7690	15883	8130	7600	15730
7228	7053	14281	6760	6203	12963	6339	5828	12167
8413	7950	16363	7857	7782	15639	7791	7720	15511
3450	3443	6893	3337	3339	6676	3290	3293	6583
5324	4984	10308	5160	5128	10288	5346	5109	10455
3616	3577	7193	3377	3205	6582	3572	3493	7065
5021	4691	9712	4896	4689	9585	4868	4996	9864
6106	5909	12015	6377	6360	12737	6798	6912	13710
5849	5741	11590	5859	6252	12111	6555	6473	13028
4441	4216	8657	4302	4144	8446	4421	4460	8881
5848	5906	11754	6009	5926	11935	6167	6358	12525
133772	131284	265056	130604	128756	259360	132818	132226	265044

## CLASS-WISE ENROLMENT

Sl. No	Name of District	Class - VI			Class - VII			Class -VIII		
		Boys	Girls	Total	Boys	Girls	Total	Boys	Girls	Total
1	Srikakulam	1826	1934	3760	1694	1803	3497	1761	1803	3564
2	Vizianagaram	1880	1846	3726	1827	1861	3688	1786	1889	3675
3	Visakhapatnam	2529	2586	5115	2258	2278	4536	2182	2241	4423
4	East Godavari	7367	7353	14720	6954	7194	14148	6811	7044	13855
5	West Godavari	6331	6400	12731	5950	6212	12162	5706	5736	11442
6	Krishna	6981	7062	14043	6788	6847	13635	6183	6249	12432
7	Guntur	7093	6843	13936	6678	6176	12854	6210	5795	12005
8	Prakasam	5493	5341	10834	5317	4825	10142	4700	4203	8903
9	Nellore	5039	4997	10036	5145	4778	9923	4770	4510	9280
10	Chittoor	6132	6210	12342	6116	5952	12068	5959	5717	11676
11	Kadapa	3736	3617	7353	3614	3425	7039	3854	3182	7036
12	Anantapur	4474	4595	9069	4621	4566	9187	4367	4341	8708
13	Kurnool	6799	5943	12742	6687	5660	12347	6088	4987	11075
14	Mahbubnagar	5515	5184	10699	5306	4712	10018	5539	4548	10087
15	Rangareddi	7253	6811	14064	6769	6529	13298	6537	6059	12596
16	Hyderabad	2760	2892	5652	2673	2845	5518	2343	2650	4993
17	Medak	4723	4481	9204	4580	4538	9118	4710	4701	9411
18	Nizamabad	3212	3070	6282	3233	3246	6479	3265	3264	6529
19	Adilabad	4382	4379	8761	4430	4006	8436	4305	4168	8473
20	Karimnagar	6438	6318	12756	6748	6637	13385	6443	6781	13224
21	Warangal	5846	5929	11775	5645	5398	11043	5389	5451	10840
22	Khammam	4109	3900	8009	3913	3906	7819	3915	3994	7909
23	Nalgonda	5655	5444	11099	5618	5251	10869	5889	5693	11582
<b>ANDHRA PRADESH</b>		<b>115573</b>	<b>113135</b>	<b>228708</b>	<b>112564</b>	<b>108645</b>	<b>221209</b>	<b>108712</b>	<b>105006</b>	<b>213718</b>

## 2009-10 - S.C. (VI-XII)

Class - IX			Class - X			Class - XI			Class - XII		
Boys	Girls	Total	Boys	Girls	Total	Boys	Girls	Total	Boys	Girls	Total
1646	1655	3301	1668	1678	3346	146	211	357	131	228	359
1689	1531	3220	1554	1459	3013	99	65	164	115	53	168
2127	2170	4297	1984	2001	3985	85	122	207	88	162	250
6313	6630	12943	6028	6400	12428	65	197	262	42	177	219
5370	5478	10848	4717	5103	9820	15	206	221	12	190	202
6122	6108	12230	5554	5384	10938	54	102	156	47	104	151
5681	5286	10967	5165	4759	9924	79	186	265	60	171	231
4325	3725	8050	4177	3458	7635	71	308	379	40	271	311
4334	4203	8537	4331	4086	8417	224	211	435	181	201	382
5897	5544	11441	6055	5456	11511	18	328	346	5	300	305
3401	2957	6358	3260	2741	6001	3	43	46	5	38	43
4265	4161	8426	4187	3881	8068	65	136	201	60	143	203
5861	4717	10578	5167	3914	9081	8	4	12	9	4	13
3306	4375	9681	5386	4075	9461	184	272	456	181	242	423
6543	6457	13000	6332	6379	12711	155	169	324	130	137	267
2206	2609	4815	2110	2508	4618	25	23	48	21	24	45
4735	4466	9201	4574	4178	8752	101	180	281	95	137	232
3178	2947	6125	3285	3025	6310	127	1	128	137	1	138
4095	4008	8103	4741	4389	9130	145	218	363	195	188	383
6645	6744	13389	6841	7233	14074	214	220	434	134	187	321
5579	5418	10997	5873	5836	11709	175	364	539	172	262	434
3688	3772	7460	3463	3563	7026	75	137	212	70	130	200
5951	5694	11645	5878	5587	11465	78	71	149	79	47	126
104957	100655	205612	102330	97093	199423	2211	3774	5985	2009	3397	5406

## STAGE-WISE ENROLMENT

Sl. No.	Name of the District	Pre-Primary			Classes - I-V			Classes - VI-VII		
		Boys	Girls	Total	Boys	Girls	Total	Boys	Girls	Total
1	Srikakulam	108	74	182	11136	10782	21918	3520	3737	7257
2	Vizianagaram	247	211	458	10994	10809	21803	3707	3707	7414
3	Visakhapatnam	565	525	1090	14070	13971	28041	4787	4864	9651
4	East Godavari	2359	2034	4393	41167	40997	82164	14321	14547	28868
5	West Godavari	973	843	1816	37931	37284	75215	12281	12612	24893
6	Krishna	1414	1057	2471	40563	40461	81024	13769	13909	27678
7	Guntur	1029	913	1942	42505	42511	85016	13771	13019	26790
8	Prakasam	202	140	342	40310	39929	80239	10810	10166	20976
9	Nellore	427	306	733	29086	28347	57433	10184	9775	19959
10	Chittoor	2013	1465	3478	33719	33340	67059	12248	12162	24410
11	Kadapa	677	570	1247	23775	23180	46955	7350	7042	14392
12	Anantapur	306	248	554	28265	28186	56451	9095	9161	18256
13	Kurnool	1395	1067	2462	43455	41061	84516	13486	11603	25089
14	Mahbubnagar	895	560	1455	38264	36765	75029	10821	9896	20717
15	Rangareddi	6258	5424	11682	44056	42360	86416	14022	13340	27362
16	Hyderabad	2631	2038	4669	17906	17826	35732	5433	5737	11170
17	Medak	771	599	1370	29012	27567	56579	9303	9019	18322
18	Nizamabad	790	664	1454	18380	17740	36120	6445	6316	12761
19	Adilabad	1902	1400	3302	25701	24818	50519	8812	8385	17197
20	Karimnagar	1289	954	2243	31774	31360	63134	13186	12955	26141
21	Warangal	2326	1740	4066	31585	31276	62861	11491	11327	22818
22	Khammam	94	91	185	22124	21579	43703	8022	7806	15828
23	Nalgonda	1955	1374	3329	31871	32169	64040	11273	10695	21968
<b>ANDHRA PRADESH</b>		<b>30626</b>	<b>24297</b>	<b>54923</b>	<b>687649</b>	<b>674318</b>	<b>1361967</b>	<b>228137</b>	<b>221780</b>	<b>449917</b>

## 2009-10 - S.C.

Classes - VIII-X			Classes-XI-XII			Classes - I-X			Classes - PP-XII		
Boys	Girls	Total	Boys	Girls	Total	Boys	Girls	Total	Boys	Girls	Total
5075	5136	10211	277	439	716	19731	19655	39386	20116	20168	40284
5029	4879	9908	214	118	332	19730	19395	39125	20191	19724	39915
6293	6412	12705	173	284	457	25150	25247	50397	25888	26056	51944
19152	20074	39226	107	374	481	74640	75618	150258	77106	78026	155132
15793	16317	32110	27	396	423	66005	66213	132218	67005	67452	134457
17859	17741	35600	101	206	307	72191	72111	144302	73706	73374	147080
17056	15840	32896	139	357	496	73332	71370	144702	74500	72640	147140
13202	11386	24588	111	579	690	64322	61481	125803	64635	62200	126835
13435	12799	26234	405	412	817	52705	50921	103626	53537	51639	105176
17911	16717	34628	23	628	651	63878	62219	126097	65914	64312	130226
10515	8880	19395	8	81	89	41640	39102	80742	42325	39753	82078
12819	12383	25202	125	279	404	50179	49730	99909	50610	50257	100867
17116	13618	30734	17	8	25	74057	66282	140339	75469	67357	142826
12231	12998	29229	365	514	879	65316	59659	124975	66576	60733	127309
19412	18895	38307	285	306	591	77490	74595	152085	84033	80325	164358
6659	7767	14426	46	47	93	29998	31330	61328	32675	33415	66090
14019	13345	27364	196	317	513	52334	49931	102265	53301	50847	104148
9728	9236	18964	264	2	266	34553	33292	67845	35607	33958	69565
13141	12565	25706	340	406	746	47654	45768	93422	49896	47574	97470
19929	20758	40687	348	407	755	64889	65073	129962	66526	66434	132960
16841	16705	33546	347	626	973	59917	59308	119225	62590	61674	124264
11066	11329	22395	145	267	412	41212	40714	81926	41451	41072	82523
17718	16974	34692	157	118	275	60862	59838	120700	62974	61330	124304
15999	302754	618753	4220	7171	11391	1231785	1198852	2430637	1266631	1230320	2496951

## CLASS-WISE ENROLMENT

Sl. No.	Name of the District	Pre - Primary			Class - I			Class - II	
		Boys	Girls	Total	Boys	Girls	Total	Boys	Girls
1	Srikakulam	22	27	49	1808	1692	3500	1532	1484
2	Vizianagarm	94	66	160	3015	3033	6048	2769	2639
3	Visakhapatnam	340	280	620	9175	9014	18189	7670	7797
4	East Godavari	562	548	1110	2605	2479	5084	2178	2091
5	West Godavari	134	122	256	1389	1306	2695	1310	1188
6	Krishna	245	186	431	1835	1776	3611	1700	1615
7	Guntur	363	315	678	3455	3420	6875	2760	2791
8	Prakasam	59	55	114	2723	2600	5323	2137	2023
9	Nellore	143	99	242	4204	3915	8119	3393	3310
10	Chittoor	304	230	534	2010	1868	3878	1965	1888
11	Kadapa	150	137	287	1291	1184	2475	1139	959
12	Anantapur	110	91	201	2028	1834	3862	1880	1614
13	Kurnool	237	189	426	1456	1282	2738	1247	1080
14	Mahbubnagar	766	385	1151	8518	8232	16750	5287	5098
15	Rangareddi	2844	2088	4932	5287	4942	10229	3955	3800
16	Hyderabad	584	498	1082	1119	1148	2267	981	947
17	Medak	391	241	632	5057	4762	9819	2974	2641
18	Nizamabad	669	474	1143	3305	3062	6367	2733	2693
19	Adilabad	1135	806	1941	10820	10455	21275	8179	7901
20	Karim nagar	245	166	411	2069	1993	4062	1574	1567
21	Warangal	2238	1368	3606	10726	10679	21405	6084	6506
22	Khammam	237	151	388	10067	9444	19511	8145	8204
23	Nalgonda	1926	1056	2982	8031	7558	15589	5254	4801
<b>ANDHRA PRADESH</b>		<b>13798</b>	<b>9578</b>	<b>23376</b>	<b>101993</b>	<b>97678</b>	<b>199671</b>	<b>76846</b>	<b>74637</b>



**2009-10 - S.T. (PP-V)**

<b>Total</b>	<b>Class - III</b>			<b>Class - IV</b>			<b>Class - V</b>		
	<b>Boys</b>	<b>Girls</b>	<b>Total</b>	<b>Boys</b>	<b>Girls</b>	<b>Total</b>	<b>Boys</b>	<b>Girls</b>	<b>Total</b>
3016	1911	1776	3687	1796	1707	3503	1730	1566	3296
5408	3637	3085	6722	3398	2949	6347	3103	2763	5866
15467	8761	7748	16509	7773	7018	14791	7372	6202	13574
4269	2265	2387	4652	2090	2157	4247	2013	2129	4142
2498	1209	1188	2397	1144	1098	2242	1082	1083	2165
3315	1541	1684	3225	1493	1587	3080	1440	1376	2816
5551	2712	2498	5210	2383	2235	4618	2053	1897	3950
4160	2039	1903	3942	1676	1544	3220	1556	1343	2899
6703	3141	2995	6136	2700	2609	5309	2387	2416	4803
3853	1780	1599	3379	1561	1547	3108	1748	1565	3313
2098	1040	879	1919	931	825	1756	900	830	1730
3494	1690	1417	3107	1522	1380	2902	1579	1457	3036
2327	1302	1252	2554	1121	1041	2162	1075	932	2007
10385	4824	4126	8950	4102	3134	7236	3775	2541	6316
7755	3740	3339	7079	3352	2921	6273	3130	2675	5805
1928	906	923	1829	879	731	1610	767	671	1438
5615	2356	2259	4615	2099	1803	3902	2099	1596	3695
5426	2599	2468	5067	2414	2226	4640	2336	1978	4314
16080	7186	6874	14060	6894	6432	13326	6557	5817	12374
3141	1746	1724	3470	1712	1669	3381	1583	1569	3152
12590	5992	6115	12107	5702	5625	11327	5988	5367	11355
16349	8198	8097	16295	7875	7870	15745	7719	7666	15385
10055	4662	4222	8884	4092	3612	7704	4231	3328	7559
151483	75237	70558	145795	68709	63720	132429	66223	58767	124990

## CLASS-WISE ENROLMENT

Sl. No.	Name of the District	Class - VI			Class - VII			Class - VIII		
		Boys	Girls	Total	Boys	Girls	Total	Boys	Girls	Total
1	Srikakulam	1518	1120	2638	1407	968	2375	1378	1086	2464
2	Vizianagaram	2204	1759	3963	1900	1692	3592	1573	1532	3105
3	Visakhapatnam	5615	4578	10193	5133	4088	9221	4498	3802	8300
4	East Godavari	1933	1906	3839	1672	1877	3549	1664	1723	3387
5	West Godavari	857	874	1731	778	809	1587	751	773	1524
6	Krishna	1145	941	2086	1062	806	1868	892	737	1629
7	Guntur	1659	1395	3054	1506	1151	2657	1253	1040	2293
8	Prakasam	995	752	1747	814	671	1485	668	563	1231
9	Nellore	1602	1441	3043	1265	1232	2497	1059	1024	2083
10	Chittoor	1364	1237	2601	1284	1124	2408	1060	1008	2068
11	Kadapa	670	590	1260	616	554	1170	512	519	1031
12	Anantapur	1195	1214	2409	1179	1144	2323	1076	1035	2111
13	Kurnool	907	811	1718	946	691	1637	881	637	1518
14	Mahabubnagar	3290	2118	5408	2945	1905	4850	2849	1695	4544
15	Rangareddi	2906	2346	5252	2718	2018	4736	2315	1850	4165
16	Hyderabad	680	568	1248	593	569	1162	496	445	941
17	Medak	1796	1143	2939	1696	1104	2800	1637	1002	2639
18	Nizamabad	2104	1661	3765	2148	1622	3770	1945	1468	3413
19	Adilabad	4992	4220	9212	4232	3735	7967	3531	3314	6845
20	Karimnagar	1382	1269	2651	1237	1239	2476	1141	1100	2241
21	Warangal	5265	4170	9435	5203	4149	9352	4687	3902	8589
22	Khammam	6978	6541	13519	6295	6256	12551	6124	6112	12236
23	Nalgonda	3433	2703	6136	3477	2647	6124	3195	2322	5517
<b>ANDHRA PRADESH</b>		<b>54490</b>	<b>45357</b>	<b>99847</b>	<b>50106</b>	<b>42051</b>	<b>92157</b>	<b>45185</b>	<b>38689</b>	<b>83874</b>

## 2009-10 - S.T. (VI-XII)

Class - IX			Class - X		Class - XI			CLASS - XII			
Boys	Girls	Total	Boys	Girls	Total	Boys	Girls	Total	Boys	Girls	Total
1162	1009	2171	1145	1019	2164	7	9	16	3	8	11
1373	1298	2671	1288	1181	2469	30	34	64	34	30	64
4002	3360	7362	3611	3576	7187	17	14	31	6	9	15
1503	1714	3217	1566	1951	3517	4	6	10	5	9	14
648	743	1391	579	710	1289	21	19	40	25	17	42
909	638	1547	724	538	1262	3	8	11	3	5	8
1102	883	1985	964	769	1733	8	9	17	4	8	12
567	494	1061	532	431	963	1	11	12	2	13	15
772	855	1627	744	744	1488	8	13	21	2	6	8
1031	902	1933	949	783	1732	6	20	26	1	15	16
514	421	935	435	381	816	0	0	0	1	0	1
1098	1118	2216	1097	918	2015	7	14	21	4	5	9
756	576	1332	715	553	1268	3	0	3	3	0	3
2617	1462	4079	2463	1238	3701	8	13	21	9	11	20
2155	1619	3774	2005	1397	3402	73	27	100	33	17	50
444	386	830	343	334	677	5	0	5	5	4	9
1533	871	2404	1225	679	1904	9	14	23	3	10	13
1854	1397	3251	1832	1095	2927	6	2	8	7	0	7
3245	3042	6287	3151	3108	6259	9	10	19	7	10	17
1124	984	2108	981	898	1879	5	8	13	6	11	17
4592	3681	8273	4446	3449	7895	10	13	23	9	13	22
6001	5843	11844	5419	5645	11064	10	9	19	14	7	21
3300	2452	5752	3020	1975	4995	7	0	7	5	3	8
42302	35748	78050	39234	33372	72606	257	253	510	191	211	402

## STAGE-WISE ENROLMENT

Sl. No	Name of the District	Pre - Primary			Class - I-V			Class - VI-VII		
		Boys	Girls	Total	Boys	Girls	Total	Boys	Girls	Total
1	Srikakulam	22	27	49	8777	8225	17002	2925	2088	5013
2	Vizianagaram	94	66	160	15922	14469	30391	4104	3451	7555
3	Visakhapatnam	340	280	620	40751	37779	78530	10748	8666	19414
4	East Godavari	562	548	1110	11151	11243	22394	3605	3783	7388
5	West Godavari	134	122	256	6134	5863	11997	1635	1683	3318
6	Krishna	245	186	431	8009	8038	16047	2207	1747	3954
7	Guntur	363	315	678	13363	12841	26204	3165	2546	5711
8	Prakasam	59	55	114	10131	9413	19544	1809	1423	3232
9	Nellore	143	99	242	15825	15245	31070	2867	2673	5540
10	Chittoor	304	230	534	9064	8467	17531	2648	2361	5009
11	Kadapa	150	137	287	5301	4677	9978	1286	1144	2430
12	Anantapur	110	91	201	8699	7702	16401	2374	2358	4732
13	Kurnool	237	189	426	6201	5587	11788	1853	1502	3355
14	Mahabubnagar	766	385	1151	26506	23131	49637	6235	4023	10258
15	Rangareddi	2844	2088	4932	19464	17677	37141	5624	4364	9988
16	Hyderabad	584	498	1082	4652	4420	9072	1273	1137	2410
17	Medak	391	241	632	14585	13061	27646	3492	2247	5739
18	Nizamabad	669	474	1143	13387	12427	25814	4252	3283	7535
19	Adilabad	1135	806	1941	39636	37479	77115	9224	7955	17179
20	Karimnagar	245	166	411	8684	8522	17206	2619	2508	5127
21	Warangal	2238	1368	3606	34492	34292	68784	10468	8319	18787
22	Khammam	237	151	388	42004	41281	83285	13273	12797	26070
23	Nalgonda	1926	1056	2982	26270	23521	49791	6910	5350	12260
<b>ANDHRA PRADESH</b>		<b>13798</b>	<b>9578</b>	<b>23376</b>	<b>389008</b>	<b>365360</b>	<b>754368</b>	<b>104596</b>	<b>87408</b>	<b>192004</b>

## 2009-10 - S.T.

Class -VIII-X			Class -IX-XII			Class - I-X			Class -PP-XII		
Boys	Girls	Total	Boys	Girls	Total	Boys	Girls	Total	Boys	Girls	Total
3685	3114	6799	10	17	27	15387	13427	28814	15419	13471	28890
4234	4011	8245	64	64	128	24260	21931	46191	24418	22061	46479
12111	10738	22849	23	23	46	63610	57183	120793	63973	57486	121459
4733	5388	10121	9	15	24	19489	20414	39903	20060	20977	41037
1978	2226	4204	46	36	82	9747	9772	19519	9927	9930	19857
2525	1913	4438	6	13	19	12741	11698	24439	12992	11897	24889
3319	2692	6011	12	17	29	19847	18079	37926	20222	18411	38633
1767	1488	3255	3	24	27	13707	12324	26031	13769	12403	26172
2575	2623	5198	10	19	29	21267	20541	41808	21420	20659	42079
3040	2693	5733	7	35	42	14752	13521	28273	15063	13786	28849
1461	1321	2782	1	0	1	8048	7142	15190	8199	7279	15478
3271	3071	6342	11	19	30	14344	13131	27475	14465	13241	27706
2352	1766	4118	6	0	6	10406	8855	19261	10649	9044	19693
7929	4395	12324	17	24	41	40670	31549	72219	41453	31958	73411
6475	4866	11341	106	44	150	31563	26907	58470	34513	29039	63552
1283	1165	2448	10	4	14	7208	6722	13930	7802	7224	15026
4395	2552	6947	12	24	36	22472	17860	40332	22875	18125	41000
5631	3960	9591	13	2	15	23270	19670	42940	23952	20146	44098
9927	9464	19391	16	20	36	58787	54898	113685	59938	55724	115662
3246	2982	6228	11	19	30	14549	14012	28561	14805	14197	29002
13725	11032	24757	19	26	45	58685	53643	112328	60942	55037	115979
17544	17600	35144	24	16	40	72821	71678	144499	73082	71845	144927
9515	6749	16264	12	3	15	42695	35620	78315	44633	36679	81312
126721	107809	234530	448	464	912	620325	560577	1180902	634571	570619	1205190

## GROSS ENROLMENT RATIO

Sl. No.	Name of the District	Child Population (6-10)		
		Boys	Girls	Total
1	Srikakulam	119984	119947	239931
2	Vizianagaram	106607	106064	212671
3	Visakhapatnam	183802	178585	362387
4	East Godavari	234218	229250	463468
5	West Godavari	181882	177772	359654
6	Krishna	201628	194386	396014
7	Guntur	214281	207946	422227
8	Prakasam	147820	141495	289315
9	Nellore	128070	124271	252341
10	Chittoor	179944	174270	354214
11	Kadapa	125514	120522	246036
12	Anantapur	177078	167201	344279
13	Kurnool	171043	162731	333774
14	Mahbubnagar	169722	162573	332295
15	Rangareddi	175139	162971	338110
16	Hyderabad	188656	173556	362212
17	Medak	128786	123709	252495
18	Nizamabad	110737	111047	221784
19	Adilabad	119121	116141	235262
20	Karimnagar	166449	163724	330173
21	Warangal	156634	150322	306956
22	Khammam	124319	119553	243872
23	Nalgonda	157320	149856	307176
<b>ANDHRA PRADESH</b>		<b>3668754</b>	<b>3537892</b>	<b>7206646</b>

## ALL (6-10 AGE GROUP) 2009-10

Enrolment in Classes (I-V)			Gross Enrolment Ratio		
Boys	Girls	Total	Boys	Girls	Total
116600	110952	227552	97.18	92.50	94.84
104626	100529	205155	98.14	94.78	96.47
172481	167362	339843	93.84	93.72	93.78
188854	187227	376081	80.63	81.67	81.14
145675	142474	288149	80.09	80.14	80.12
156797	154541	311338	77.77	79.50	78.62
145075	146639	291714	67.70	70.52	69.09
135537	134961	270498	91.69	95.38	93.50
111968	108526	220494	87.43	87.33	87.38
162264	154136	316400	90.17	88.45	89.32
130477	124526	255003	103.95	103.32	103.64
162215	157198	319413	91.61	94.02	92.78
197958	189148	387106	115.74	116.23	115.98
203291	191657	394948	119.78	117.89	118.85
279369	261591	540960	159.51	160.51	160.00
198267	201363	399630	105.09	116.02	110.33
145580	139220	284800	113.04	112.54	112.79
122190	117234	239424	110.34	105.57	107.95
147211	141240	288451	123.58	121.61	122.61
162064	156212	318276	97.37	95.41	96.40
160762	156134	316896	102.64	103.87	103.24
120393	116985	237378	96.84	97.85	97.34
156940	150842	307782	99.76	100.66	100.20
<b>3626594</b>	<b>3510697</b>	<b>7137291</b>	<b>98.85</b>	<b>99.23</b>	<b>99.04</b>

## GROSS ENROLMENT RATIO

Sl. No.	Name of the District	Child Population (6-10)		
		Boys	Girls	Total
1	Srikakulam	10829	10879	21708
2	Vizianagarm	11342	11163	22505
3	Visakhapatnam	13980	13557	27537
4	East Godavari	42120	41246	83366
5	West Godavari	34962	33968	68930
6	Krishna	36026	34597	70623
7	Guntur	39490	37863	77353
8	Prakasam	31474	30134	61608
9	Nellore	28152	27368	55520
10	Chittoor	33655	32755	66410
11	Kadapa	19740	18982	38722
12	Anantapur	25071	23622	48693
13	Kurnool	30518	28930	59448
14	Mahbubnagar	29007	27818	56825
15	Rangareddi	25098	24078	49176
16	Hyderabad	14736	14316	29052
17	Medak	22445	21948	44393
18	Nizamabad	16207	16707	32914
19	Adilabad	22072	21539	43611
20	Karimnagar	31026	30458	61484
21	Warangal	26654	25487	52141
22	Khammam	20639	19710	40349
23	Nalgonda	27803	26650	54453
<b>ANDHRA PRADESH</b>		<b>593046</b>	<b>573775</b>	<b>1166821</b>



## S.C. (6-10 AGE GROUP) 2009-10

Enrolment in Classes (I-V)			Gross Enrolment Ratio		
Boys	Girls	Total	Boys	Girls	Total
11136	10782	21918	102.83	99.11	100.97
10994	10809	21803	96.93	96.83	96.88
14070	13971	28041	100.64	103.05	101.83
41167	40997	82164	97.74	99.40	98.56
37931	37284	75215	108.49	109.76	109.12
40563	40461	81024	112.59	116.95	114.73
42505	42511	85016	107.63	112.28	109.91
40310	39929	80239	128.07	132.50	130.24
29086	28347	57433	103.32	103.58	103.45
33719	33340	67059	100.19	101.79	100.98
23775	23180	46955	120.44	122.12	121.26
28265	28186	56451	112.74	119.32	115.93
43455	41061	84516	142.39	141.93	142.17
38264	36765	75029	131.91	132.16	132.04
44056	42360	86416	175.54	175.93	175.73
17906	17826	35732	121.51	124.52	122.99
29012	27567	56579	129.26	125.60	127.45
18380	17740	36120	113.41	106.18	109.74
25701	24818	50519	116.44	115.22	115.84
31774	31360	63134	102.41	102.96	102.68
31585	31276	62861	118.50	122.71	120.56
22124	21579	43703	107.20	109.48	108.31
31871	32169	64040	114.63	120.71	117.61
<b>687649</b>	<b>674318</b>	<b>1361967</b>	<b>115.95</b>	<b>117.52</b>	<b>116.72</b>

**GROSS ENROLMENT RATIO**

Sl. No.	Name of the District	Child Population (6-10)		
		Boys	Girls	Total
1	Srikakulam	7169	7132	14301
2	Vizianagaram	10101	10211	20312
3	Visakhapatnam	26510	26211	52721
4	East Godavari	9069	9044	18112
5	West Godavari	4560	4579	9139
6	Krishna	5256	4921	10177
7	Guntur	10103	9582	19685
8	Prakasam	5777	5405	11182
9	Nellore	11765	11145	22910
10	Chittoor	6194	5918	12112
11	Kadapa	3013	2791	5804
12	Anantapur	6258	5768	12027
13	Kurnool	3437	3149	6586
14	Mahbubnagar	13628	12730	26358
15	Rangareddi	7147	6666	13813
16	Hyderabad	1701	1568	3269
17	Medak	6567	6156	12723
18	Nizamabad	7916	7755	15672
19	Adilabad	19958	19427	39385
20	Karimnagar	4362	4209	8571
21	Warangal	22421	20864	43285
22	Khammam	32760	31789	64549
23	Nalgonda	16985	15426	32411
<b>ANDHRA PRADESH</b>		<b>242660</b>	<b>232445</b>	<b>475106</b>

**S.T. (6-10 AGE GROUP) 2009-10**

<b>Enrolment in Classes (I-V)</b>			<b>Gross Enrolment Ratio</b>		
<b>Boys</b>	<b>Girls</b>	<b>Total</b>	<b>Boys</b>	<b>Girls</b>	<b>Total</b>
8777	8225	17002	122.43	115.32	118.89
15922	14469	30391	157.62	141.70	149.62
40751	37779	78530	153.72	144.14	148.95
11151	11243	22394	122.96	124.32	123.64
6134	5863	11997	134.52	128.04	131.27
8009	8038	16047	152.36	163.35	157.68
13363	12841	26204	132.26	134.02	133.12
10131	9413	19544	175.36	174.15	174.77
15825	15245	31070	134.50	136.79	135.62
9064	8467	17531	146.33	143.06	144.73
5301	4677	9978	175.93	167.57	171.91
8699	7702	16401	139.00	133.52	136.37
6201	5587	11788	180.40	177.43	178.98
26506	23131	49637	194.50	181.71	188.32
19464	17677	37141	272.34	265.17	268.88
4652	4420	9072	273.50	281.94	277.55
14585	13061	27646	222.09	212.17	217.29
13387	12427	25814	169.10	160.24	164.72
39636	37479	77115	198.60	192.92	195.80
8684	8522	17206	199.09	202.48	200.75
34492	34292	68784	153.84	164.36	158.91
42004	41281	83285	128.22	129.86	129.03
26270	23521	49791	154.66	152.48	153.62
<b>389008</b>	<b>365360</b>	<b>754368</b>	<b>160.31</b>	<b>157.18</b>	<b>158.78</b>

**GROSS ENROLMENT RATIO**

Sl. No.	Name of the District	Child Population (11-12)		
		Boys	Girls	Total
1	Srikakulam	50576	50810	101386
2	Vizianagaram	44937	44929	89866
3	Visakhapatnam	77476	75649	153125
4	East Godavari	98727	97111	195838
5	West Godavari	76667	75305	151972
6	Krishna	84990	82343	167333
7	Guntur	90324	88087	178411
8	Prakasam	62309	59938	122247
9	Nellore	53984	52642	106626
10	Chittoor	75850	73822	149672
11	Kadapa	52907	51054	103961
12	Anantapur	74642	70827	145469
13	Kurnool	72098	68934	141032
14	Mahbubnagar	71541	68867	140408
15	Rangareddi	73825	69035	142860
16	Hyderabad	79522	73519	153041
17	Medak	54286	52404	106690
18	Nizamabad	46678	47040	93718
19	Adilabad	50212	49198	99410
20	Karimnagar	70161	69354	139515
21	Warangal	66024	63677	129701
22	Khammam	52403	50643	103046
23	Nalgonda	66309	63474	129783
<b>Andhra Pradesh</b>		<b>1546458</b>	<b>1498660</b>	<b>3045118</b>

**ALL (11-12 AGE GROUP) 2009-10**

<b>Enrolment in Classes (IV-VII)</b>			<b>Gross Enrolment Ratio</b>		
<b>Boys</b>	<b>Girls</b>	<b>Total</b>	<b>Boys</b>	<b>Girls</b>	<b>Total</b>
39529	37821	77350	78.16	74.44	76.29
34205	32027	66232	76.12	71.28	73.70
58633	55794	114427	75.68	73.75	74.73
70346	71830	142176	71.25	73.97	72.60
52948	53454	106402	69.06	70.98	70.01
58398	57043	115441	68.71	69.28	68.99
53578	51776	105354	59.32	58.78	59.05
41470	40122	81592	66.56	66.94	66.74
38159	36809	74968	70.69	69.92	70.31
61073	58394	119467	80.52	79.10	79.82
45298	43774	89072	85.62	85.74	85.68
55167	54889	110056	73.91	77.50	75.66
65079	55784	120863	90.26	80.92	85.70
60006	53703	113709	83.88	77.98	80.98
96447	89287	185734	130.64	129.34	130.01
70696	75115	145811	88.90	102.17	95.28
48463	45780	94243	89.27	87.36	88.33
43589	41544	85133	93.38	88.32	90.84
45809	43684	89493	91.23	88.79	90.02
66036	64403	130439	94.12	92.86	93.49
60493	56853	117346	91.62	89.28	90.47
42903	41968	84871	81.87	82.87	82.36
55425	52402	107827	83.59	82.56	83.08
<b>1263750</b>	<b>1214256</b>	<b>2478006</b>	<b>81.72</b>	<b>81.02</b>	<b>81.38</b>

## GROSS ENROLMENT RATIO

Sl. No.	Name of the District	Child Population (11-12)		
		Boys	Girls	Total
1	Srikakulam	4565	4609	9174
2	Vizianagaram	4781	4729	9510
3	Visakhapatnam	5893	5743	11636
4	East Godavari	17755	17472	35227
5	West Godavari	14737	14389	29127
6	Krishna	15186	14656	29841
7	Guntur	16646	16039	32685
8	Prakasam	13267	12765	26032
9	Nellore	11867	11593	23461
10	Chittoor	14187	13875	28062
11	Kadapa	8321	8041	16362
12	Anantapur	10568	10006	20575
13	Kurnool	12864	12255	25119
14	Mahbubnagar	12228	11784	24012
15	Rangareddi	10580	10200	20780
16	Hyderabad	6212	6065	12276
17	Medak	9461	9297	18759
18	Nizamabad	6832	7077	13909
19	Adilabad	9304	9124	18428
20	Karimnagar	13079	12902	25981
21	Warangal	11236	10796	22032
22	Khammam	8700	8350	17050
23	Nalgonda	11719	11288	23007
<b>Andhra Pradesh</b>		<b>249987</b>	<b>243058</b>	<b>493045</b>

**S.C. (11-12 AGE GROUP) 2009-10**

<b>Enrolment in Classes (VI-VII)</b>			<b>Gross Enrolment Ratio</b>		
<b>Boys</b>	<b>Girls</b>	<b>Total</b>	<b>Boys</b>	<b>Girls</b>	<b>Total</b>
3520	3737	7257	77.11	81.09	79.11
3707	3707	7414	77.53	78.39	77.96
4787	4864	9651	81.23	84.69	82.94
14321	14547	28868	80.66	83.26	81.95
12281	12612	24893	83.33	87.65	85.46
13769	13909	27678	90.67	94.91	92.75
13771	13019	26790	82.73	81.17	81.96
10810	10166	20976	81.48	79.64	80.58
10184	9775	19959	85.82	84.31	85.07
12248	12162	24410	86.33	87.65	86.99
7350	7042	14392	88.33	87.57	87.96
9095	9161	18256	86.06	91.55	88.73
13486	11603	25089	104.83	94.68	99.88
10821	9896	20717	88.50	83.98	86.28
14022	13340	27362	132.54	130.79	131.68
5433	5737	11170	87.46	94.60	90.99
9303	9019	18322	98.33	97.01	97.67
6445	6316	12761	94.34	89.24	91.75
8812	8385	17197	94.71	91.90	93.32
13186	12955	26141	100.82	100.41	100.62
11491	11327	22818	102.27	104.91	103.57
8022	7806	15828	92.21	93.49	92.83
11273	10695	21968	96.19	94.75	95.48
<b>228137</b>	<b>221780</b>	<b>449917</b>	<b>91.26</b>	<b>91.25</b>	<b>91.25</b>

## GROSS ENROLMENT RATIO

Sl. No.	Name of the District	Child Population (11-12)		
		Boys	Girls	Total
1	Srikakulam	3021	3021	6042
2	Vizianagaram	4257	4325	8582
3	Visakhapatnam	11174	11102	22276
4	East Godavari	3822	3830	7652
5	West Godavari	1922	1939	3861
6	Krishna	2215	2084	4299
7	Guntur	4258	4058	8316
8	Prakasam	2435	2289	4724
9	Nellore	4959	4720	9679
10	Chittoor	2610	2507	5117
11	Kadapa	1270	1182	2452
12	Anantapur	2638	2443	5081
13	Kurnool	1448	1333	2781
14	Mahbubnagar	5744	5392	11136
15	Rangareddi	3012	2823	5835
16	Hyderabad	716	664	1380
17	Medak	2768	2607	5375
18	Nizamabad	3336	3285	6621
19	Adilabad	8412	8229	16641
20	Karimnagar	1838	1782	3620
21	Warangal	9450	8838	18288
22	Khammam	13808	13465	27273
23	Nalgonda	7159	6534	13693
<b>Andhra Pradesh</b>		<b>102272</b>	<b>98452</b>	<b>200724</b>



## S.T. (11-12 AGE GROUP) 2009-10

Enrolment in Classes (VI-VII)			Gross Enrolment Ratio		
Boys	Girls	Total	Boys	Girls	Total
2925	2088	5013	96.82	69.12	82.97
4104	3451	7555	96.41	79.79	88.03
10748	8666	19414	96.19	78.06	87.15
3605	3783	7388	94.32	98.77	96.55
1635	1683	3318	85.07	86.80	85.94
2207	1747	3954	99.64	83.83	91.97
3165	2546	5711	74.33	62.74	68.67
1809	1423	3232	74.29	62.17	68.42
2867	2673	5540	57.81	56.63	57.24
2648	2361	5009	101.46	94.18	97.89
1286	1144	2430	101.26	96.79	99.10
2374	2358	4732	89.99	96.52	93.13
1853	1502	3355	127.97	112.68	120.64
6235	4023	10258	108.55	74.61	92.12
5624	4364	9988	186.72	154.59	171.17
1273	1137	2410	177.79	171.23	174.64
3492	2247	5739	126.16	86.19	106.77
4252	3283	7535	127.46	99.94	113.80
9224	7955	17179	109.65	96.67	103.23
2619	2508	5127	142.49	140.74	141.63
10468	8319	18787	110.77	94.13	102.73
13273	12797	26070	96.13	95.04	95.59
6910	5350	12260	96.52	81.88	89.53
<b>104596</b>	<b>87408</b>	<b>192004</b>	<b>102.27</b>	<b>88.78</b>	<b>95.66</b>

**GROSS ENROLMENT RATIO - ALL**

Sl. No.	Name of the District	Child Population (13-15)		
		Boys	Girls	Total
1	Srikakulam	79454	79218	158672
2	Vizianagaram	70595	70050	140645
3	Visakhapatnam	121713	117945	239658
4	East Godavari	155098	151407	306505
5	West Godavari	120442	117408	237850
6	Krishna	133518	128381	261899
7	Guntur	141897	137336	279233
8	Prakasam	97886	93450	191336
9	Nellore	84808	82074	166882
10	Chittoor	119159	115096	234255
11	Kadapa	83115	79598	162714
12	Anantapur	117261	110427	227688
13	Kurnool	113264	107475	220739
14	Mahbubnagar	112390	107370	219760
15	Rangareddi	115977	107633	223610
16	Hyderabad	124927	114624	239552
17	Medak	85282	81703	166985
18	Nizamabad	73330	73340	146670
19	Adilabad	78882	76705	155587
20	Karimnagar	110222	108131	218353
21	Warangal	103723	99279	203002
22	Khammam	82324	78958	161282
23	Nalgonda	104170	98962	203132
<b>ANDHRA PRADESH</b>		<b>2429436</b>	<b>2336571</b>	<b>4766007</b>

**(13 - 15 AGE GROUP) 2009-10**

<b>Enrolment in Classes (VIII-X)</b>			<b>Gross Enrolment Ratio</b>		
<b>Boys</b>	<b>Girls</b>	<b>Total</b>	<b>Boys</b>	<b>Girls</b>	<b>Total</b>
52654	50438	103092	66.27	63.67	64.97
44553	41564	86117	63.11	59.34	61.23
74932	72477	147409	61.56	61.45	61.51
91603	97095	188698	59.06	64.13	61.56
70115	72089	142204	58.21	61.40	59.79
77472	75246	152718	58.02	58.61	58.31
69938	66734	136672	49.29	48.59	48.95
53197	48151	101348	54.35	51.53	52.97
48813	46810	95623	57.56	57.03	57.30
85195	79897	165092	71.50	69.42	70.48
60570	56362	116932	72.87	70.81	71.86
74344	73477	147821	63.40	66.54	64.92
80434	64559	144993	71.01	60.07	65.69
85354	70801	156155	75.94	65.94	71.06
125308	115515	240823	108.05	107.32	107.70
83771	93517	177288	67.06	81.59	74.01
67776	63129	130905	79.47	77.27	78.39
61282	58920	120202	83.57	80.34	81.95
61574	59686	121260	78.06	77.81	77.94
94733	96897	191630	85.95	89.61	87.76
86957	82339	169296	83.84	82.94	83.40
57264	57768	115032	69.56	73.16	71.32
83265	77582	160847	79.93	78.40	79.18
<b>1691104</b>	<b>1621053</b>	<b>3312157</b>	<b>69.61</b>	<b>69.38</b>	<b>69.50</b>

**GROSS ENROLMENT RATIO - S.C.**

Sl. No.	Name of the District	Child Population (13-15)		
		Boys	Girls	Total
1	Srikakulam	7172	7185	14357
2	Vizianagaram	7511	7373	14884
3	Visakhapatnam	9258	8954	18212
4	East Godavari	27892	27241	55133
5	West Godavari	23152	22434	45586
6	Krishna	23856	22850	46706
7	Guntur	26151	25007	51157
8	Prakasam	20842	19902	40744
9	Nellore	18643	18075	36718
10	Chittoor	22287	21633	43920
11	Kadapa	13072	12537	25609
12	Anantapur	16602	15601	32204
13	Kurnool	20210	19107	39316
14	Mahbubnagar	19209	18373	37582
15	Rangareddi	16620	15903	32523
16	Hyderabad	9759	9455	19214
17	Medak	14864	14496	29359
18	Nizamabad	10732	11035	21767
19	Adilabad	14616	14226	28842
20	Karimnagar	20546	20116	40662
21	Warangal	17651	16833	34484
22	Khammam	13667	13018	26685
23	Nalgonda	18410	17599	36009
<b>ANDHRA PRADESH</b>		<b>392722</b>	<b>378953</b>	<b>771674</b>

**(13 - 15 AGE GROUP) 2009-10**

<b>Enrolment in Classes (VIII-X)</b>			<b>Gross Enrolment Ratio</b>		
<b>Boys</b>	<b>Girls</b>	<b>Total</b>	<b>Boys</b>	<b>Girls</b>	<b>Total</b>
5075	5136	10211	70.77	71.48	71.12
5029	4879	9908	66.95	66.17	66.57
6293	6412	12705	67.98	71.61	69.76
19152	20074	39226	68.67	73.69	71.15
15793	16317	32110	68.21	72.73	70.44
17859	17741	35600	74.86	77.64	76.22
17056	15840	32896	65.22	63.34	64.30
13202	11386	24588	63.34	57.21	60.35
13435	12799	26234	72.07	70.81	71.45
17911	16717	34628	80.37	77.28	78.84
10515	8880	19395	80.44	70.83	75.73
12819	12383	25202	77.21	79.37	78.26
17116	13618	30734	84.69	71.27	78.17
16231	12998	29229	84.50	70.75	77.77
19412	18895	38307	116.80	118.82	117.78
6659	7767	14426	68.24	82.14	75.08
14019	13345	27364	94.32	92.06	93.20
9728	9236	18964	90.64	83.70	87.12
13141	12565	25706	89.91	88.33	89.13
19929	20758	40687	97.00	103.19	100.06
16841	16705	33546	95.41	99.24	97.28
11066	11329	22395	80.97	87.03	83.92
17718	16974	34692	96.24	96.45	96.34
<b>315999</b>	<b>302754</b>	<b>618753</b>	<b>80.46</b>	<b>79.89</b>	<b>80.18</b>

## GROSS ENROLMENT RATIO - S.T.

Sl. No.	Name of the District	Child Population (13-15)		
		Boys	Girls	Total
1	Srikakulam	4747	4710	9457
2	Vizianagaram	6689	6743	13432
3	Visakhapatnam	17555	17310	34865
4	East Godavari	6005	5972	11977
5	West Godavari	3019	3024	6043
6	Krishna	3480	3249	6729
7	Guntur	6690	6328	13018
8	Prakasam	3825	3569	7394
9	Nellore	7790	7360	15150
10	Chittoor	4101	3908	8009
11	Kadapa	1995	1843	3838
12	Anantapur	4144	3809	7953
13	Kurnool	2276	2079	4355
14	Mahbubnagar	9024	8407	17431
15	Rangareddi	4732	4402	9134
16	Hyderabad	1126	1035	2161
17	Medak	4348	4065	8413
18	Nizamabad	5242	5121	10363
19	Adilabad	13215	12830	26045
20	Karimnagar	2888	2779	5667
21	Warangal	14846	13779	28625
22	Khammam	21693	20994	42687
23	Nalgonda	11247	10187	21434
<b>ANDHRA PRADESH</b>		<b>160677</b>	<b>153503</b>	<b>314180</b>

**(13 - 15 AGE GROUP) 2009-10**

<b>Enrolment in Classes (VIII-X)</b>			<b>Gross Enrolment Ratio</b>		
<b>Boys</b>	<b>Girls</b>	<b>Total</b>	<b>Boys</b>	<b>Girls</b>	<b>Total</b>
3685	3114	6799	77.63	66.11	71.89
4234	4011	8245	63.30	59.48	61.38
12111	10738	22849	68.99	62.03	65.54
4733	5388	10121	78.82	90.22	84.50
1978	2226	4204	65.52	73.61	69.57
2525	1913	4438	72.56	58.88	65.95
3319	2692	6011	49.61	42.54	46.17
1767	1488	3255	46.20	41.69	44.02
2575	2623	5198	33.06	35.64	34.31
3040	2693	5733	74.13	68.91	71.58
1461	1321	2782	73.23	71.68	72.49
3271	3071	6342	78.93	80.62	79.74
2352	1766	4118	103.34	84.94	94.56
7929	4395	12324	87.87	52.28	70.70
6475	4866	11341	136.83	110.54	124.16
1283	1165	2448	113.94	112.56	113.28
4395	2552	6947	101.08	62.78	82.57
5631	3960	9591	107.42	77.33	92.55
9927	9464	19391	75.12	73.76	74.45
3246	2982	6228	112.40	107.30	109.90
13725	11032	24757	92.45	80.06	86.49
17544	17600	35144	80.87	83.83	82.33
9515	6749	16264	84.60	66.25	75.88
<b>126721</b>	<b>107809</b>	<b>234530</b>	<b>78.87</b>	<b>70.23</b>	<b>74.65</b>

**DROP OUT RATE**

Sl. No.	Name of the District	Enrolment in Class I in 2005-06		
		Boys	Girls	Total
1	Srikakulam	22715	22142	44857
2	Vizianagaram	23337	22584	45921
3	Visakhapatnam	33146	33520	66666
4	East Godavari	37914	37783	75697
5	West Godavari	27356	27595	54951
6	Krishna	31951	31665	63616
7	Guntur	34796	34804	69600
8	Prakasam	31014	30395	61409
9	Nellore	25594	24785	50379
10	Chittoor	36154	34304	70458
11	Kadapa	30518	28384	58902
12	Anantapur	37800	36639	74439
13	Kurnool	43596	41966	85562
14	Mahabubnagar	50322	47238	97560
15	Ranga Reddy	59157	55369	114526
16	Hyderabad	46093	45584	91677
17	Medak	38324	37203	75527
18	Nizamabad	26506	24999	51505
19	Adilabad	34946	33094	68040
20	Karimnagar	41007	38780	79787
21	Warangal	47651	46341	93992
22	Khammam	27473	26418	53891
23	Nalagonda	42386	40206	82592
<b>ANDHRA PRADESH</b>		<b>829756</b>	<b>801798</b>	<b>1631554</b>



**I-V (ALL) 2009-2010**

<b>Enrolment in Class-V in 2009-10</b>			<b>Drop out Rate</b>		
<b>Boys</b>	<b>Girls</b>	<b>Total</b>	<b>Boys</b>	<b>Girls</b>	<b>Total</b>
22866	22150	45016	0.00	0.00	0.00
20241	19556	39797	13.27	13.41	13.34
34099	32440	66539	0.00	3.22	0.19
37673	38121	75794	0.64	0.00	0.00
29331	29670	59001	0.00	0.00	0.00
31925	32153	64078	0.08	0.00	0.00
28258	28738	56996	18.79	17.43	18.11
25007	25018	50025	19.37	17.69	18.54
22124	21996	44120	13.56	11.25	12.42
33016	31867	64883	8.68	7.10	7.91
24788	24372	49160	18.78	14.13	16.54
31050	30893	61943	17.86	15.68	16.79
36974	34715	71689	15.19	17.28	16.21
33628	30494	64122	33.17	35.45	34.27
50809	48214	99023	14.11	12.92	13.54
37331	38680	76011	19.01	15.15	17.09
25993	25183	51176	32.18	32.31	32.24
23170	22557	45727	12.59	9.77	11.22
26875	26193	53068	23.10	20.85	22.00
33890	33507	67397	17.36	13.60	15.53
31998	31217	63215	32.85	32.64	32.74
23348	23182	46530	15.01	12.25	13.66
29760	28697	58457	29.79	28.63	29.22
<b>694154</b>	<b>679613</b>	<b>1373767</b>	<b>16.34</b>	<b>15.24</b>	<b>15.80</b>

## DROP OUT RATE

Sl. No.	Name of the District	Enrolment in Class I in 2005-06		
		Boys	Girls	Total
1	Srikakulam	2292	2295	4587
2	Vizianagaram	2532	2585	5117
3	Visakhapatnam	2774	2852	5626
4	East Godavari	8954	8895	17849
5	West Godavari	8196	8237	16433
6	Krishna	9040	8934	17974
7	Guntur	10565	10278	20843
8	Prakasam	9216	9028	18244
9	Nellore	6790	6509	13299
10	Chittoor	7511	7446	14957
11	Kadapa	5536	5255	10791
12	Anantapur	6517	6499	13016
13	Kurnool	9342	9055	18397
14	Mahabubnagar	9189	8926	18115
15	Ranga Reddy	10881	10599	21480
16	Hyderabad	4942	5037	9979
17	Medak	7750	7387	15137
18	Nizamabad	4054	4062	8116
19	Adilabad	6181	5854	12035
20	Karimnagar	8424	7981	16405
21	Warangal	9692	9464	19156
22	Khammam	5137	4936	10073
23	Nalgonda	8885	8527	17412
<b>ANDHRA PRADESH</b>		<b>164400</b>	<b>160641</b>	<b>325041</b>

**I-V (S.C.) 2009-2010**

<b>Enrolment in Class-V in 2009-10</b>			<b>Drop out Rate</b>		
<b>Boys</b>	<b>Girls</b>	<b>Total</b>	<b>Boys</b>	<b>Girls</b>	<b>Total</b>
2191	2245	4436	4.41	2.18	3.29
2159	2158	4317	14.73	16.52	15.63
2911	2885	5796	-4.94	-1.16	-3.02
8118	8346	16464	9.34	6.17	7.76
7462	7608	15070	8.96	7.64	8.29
8129	8276	16405	10.08	7.37	8.73
8131	8107	16238	23.04	21.12	22.09
7269	7190	14459	21.13	20.36	20.75
6126	5934	12060	9.78	8.83	9.32
7070	7124	14194	5.87	4.32	5.10
4559	4534	9093	17.65	13.72	15.74
5416	5577	10993	16.89	14.19	15.54
8130	7600	15730	12.97	16.07	14.50
6339	5828	12167	31.02	34.71	32.83
7791	7720	15511	28.40	27.16	27.79
3290	3293	6583	33.43	34.62	34.03
5346	5109	10455	31.02	30.84	30.93
3572	3493	7065	11.89	14.01	12.95
4868	4996	9864	21.24	14.66	18.04
6798	6912	13710	19.30	13.39	16.43
6555	6473	13028	32.37	31.60	31.99
4421	4460	8881	13.94	9.64	11.83
6167	6358	12525	30.59	25.44	28.07
<b>132818</b>	<b>132226</b>	<b>265044</b>	<b>19.21</b>	<b>17.69</b>	<b>18.46</b>

## DROP OUT RATE

Sl. No.	Name of the District	Enrolment in Class I in 2005-06		
		Boys	Girls	Total
1	Srikakulam	1694	1695	3389
2	Vizianagaram	3127	3113	6240
3	Visakhapatnam	9077	9121	18198
4	East Godavari	2400	2355	4755
5	West Godavari	1446	1463	2909
6	Krishna	1946	1915	3861
7	Guntur	3724	3644	7368
8	Prakasam	2569	2367	4936
9	Nellore	4241	3994	8235
10	Chittoor	2028	1979	4007
11	Kadapa	1232	1138	2370
12	Anantapur	1959	1825	3784
13	Kurnool	1350	1223	2573
14	Mahabubnagar	7753	6814	14567
15	Ranga Reddy	4984	4590	9574
16	Hyderabad	1130	1186	2316
17	Medak	4225	4220	8445
18	Nizamabad	2987	2792	5779
19	Adilabad	9932	9559	19491
20	Karimnagar	2509	2453	4962
21	Warangal	12867	12630	25497
22	Khammam	10196	10155	20351
23	Nalgonda	7748	7127	14875
<b>ANDHRA PRADESH</b>		<b>101124</b>	<b>97358</b>	<b>198482</b>

## I-V (S.T.) 2009-2010

Enrolment in Class-V in 2009-10			Drop out Rate		
Boys	Girls	Total	Boys	Girls	Total
1730	1566	3296	0.00	7.61	2.74
3103	2763	5866	0.77	11.24	5.99
7372	6202	13574	18.78	32.00	25.41
2013	2129	4142	16.13	9.60	12.89
1082	1083	2165	25.17	25.97	25.58
1440	1376	2816	26.00	28.15	27.07
2053	1897	3950	44.87	47.94	46.39
1556	1343	2899	39.43	43.26	41.27
2387	2416	4803	43.72	39.51	41.68
1748	1565	3313	13.81	20.92	17.32
900	830	1730	26.95	27.07	27.00
1579	1457	3036	19.40	20.16	19.77
1075	932	2007	20.37	23.79	22.00
3775	2541	6316	51.31	62.71	56.64
3130	2675	5805	37.20	41.72	39.37
767	671	1438	32.12	43.42	37.91
2099	1596	3695	50.32	62.18	56.25
2336	1978	4314	21.79	29.15	25.35
6557	5817	12374	33.98	39.15	36.51
1583	1569	3152	36.91	36.04	36.48
5988	5367	11355	53.46	57.51	55.47
7719	7666	15385	24.29	24.51	24.40
4231	3328	7559	45.39	53.30	49.18
<b>66223</b>	<b>58767</b>	<b>124990</b>	<b>34.51</b>	<b>39.64</b>	<b>37.03</b>

**DROP OUT RATE**

Sl. No.	Name of the District	Enrolment in Class I in 2003-04		
		Boys	Girls	Total
1	Srikakulam	22669	21947	44616
2	Vizianagaram	23269	22496	45765
3	Visakhapatnam	37861	37687	75548
4	East Godavari	38886	37719	76605
5	West Godavari	27262	27045	54307
6	Krishna	30973	30719	61692
7	Guntur	35209	34855	70064
8	Prakasam	32737	32420	65157
9	Nellore	25773	24748	50521
10	Chittoor	35358	33057	68415
11	Kadapa	30188	28413	58601
12	Anantapur	34147	32475	66622
13	Kurnool	45008	43877	88885
14	Mahabubnagar	54048	51724	105772
15	Ranga Reddy	57500	53615	111115
16	Hyderabad	48322	47035	95357
17	Medak	42177	40800	82977
18	Nizamabad	30134	28440	58574
19	Adilabad	31918	30013	61931
20	Karimnagar	41445	39050	80495
21	Warangal	51411	49224	100635
22	Khammam	26320	25604	51924
23	Nalagonda	45794	43560	89354
<b>ANDHRA PRADESH</b>		<b>848409</b>	<b>816523</b>	<b>1664932</b>

**I-VII (ALL) 2009-2010**

<b>Enrolment in Class-VII in 2009-10</b>			<b>Drop out Rate</b>		
<b>Boys</b>	<b>Girls</b>	<b>Total</b>	<b>Boys</b>	<b>Girls</b>	<b>Total</b>
19494	18490	37984	14.01	15.75	14.86
16891	15916	32807	27.41	29.25	28.31
28726	27306	56032	24.13	27.55	25.83
34247	35330	69577	11.93	6.33	9.17
26022	26571	52593	4.55	1.75	3.16
29213	28418	57631	5.68	7.49	6.58
26198	25251	51449	25.59	27.55	26.57
20586	19534	40120	37.12	39.75	38.43
18862	18223	37085	26.81	26.37	26.59
30624	28912	59536	13.39	12.54	12.98
22513	21807	44320	25.42	23.25	24.37
27281	27231	54512	20.11	16.15	18.18
31942	27345	59287	29.03	37.68	33.30
29343	25994	55337	45.71	49.74	47.68
47617	44027	91644	17.19	17.88	17.52
34990	37149	72139	27.59	21.02	24.35
24040	22902	46942	43.00	43.87	43.43
21981	21089	43070	27.06	25.85	26.47
22213	21205	43418	30.41	29.35	29.89
33043	32272	65315	20.27	17.36	18.86
30062	28182	58244	41.53	42.75	42.12
21094	20846	41940	19.86	18.58	19.23
27592	26175	53767	39.75	39.91	39.83
<b>624574</b>	<b>600175</b>	<b>1224749</b>	<b>26.38</b>	<b>26.50</b>	<b>26.44</b>

**DROP OUT RATE**

Sl. No.	Name of the District	Enrolment in Class I in 2003-04		
		Boys	Girls	Total
1	Srikakulam	2207	2156	4363
2	Vizianagaram	2607	2480	5087
3	Visakhapatnam	2805	2757	5562
4	East Godavari	8396	8253	16649
5	West Godavari	7801	7730	15531
6	Krishna	8765	8709	17474
7	Guntur	10381	9954	20335
8	Prakasam	9475	9519	18994
9	Nellore	6690	6417	13107
10	Chittoor	7036	6786	13822
11	Kadapa	5339	4977	10316
12	Anantapur	5593	5335	10928
13	Kurnool	9882	9689	19571
14	Mahabubnagar	9742	9619	19361
15	Ranga Reddy	10387	9854	20241
16	Hyderabad	5471	5264	10735
17	Medak	8610	8103	16713
18	Nizamabad	4687	4561	9248
19	Adilabad	5449	4993	10442
20	Karimnagar	8951	8315	17266
21	Warangal	9709	9387	19096
22	Khammam	4933	4770	9703
23	Nalagonda	9353	9094	18447
<b>ANDHRA PRADESH</b>		<b>164269</b>	<b>158722</b>	<b>322991</b>



**I-VII (S.C.) 2009-2010**

<b>Enrolment in Class-VII in 2009-10</b>			<b>Drop out Rate</b>		
<b>Boys</b>	<b>Girls</b>	<b>Total</b>	<b>Boys</b>	<b>Girls</b>	<b>Total</b>
1694	1803	3497	23.24	16.37	19.85
1827	1861	3688	29.92	24.96	27.50
2258	2278	4536	19.50	17.37	18.45
6954	7194	14148	17.17	12.83	15.02
5950	6212	12162	23.73	19.64	21.69
6788	6847	13635	22.56	21.38	21.97
6678	6176	12854	35.67	37.95	36.79
5317	4825	10142	43.88	49.31	46.60
5145	4778	9923	23.09	25.54	24.29
6116	5952	12068	13.08	12.29	12.69
3614	3425	7039	32.31	31.18	31.77
4621	4566	9187	17.38	14.41	15.93
6687	5660	12347	32.33	41.58	36.91
5306	4712	10018	45.53	51.01	48.26
6769	6529	13298	34.83	33.74	34.30
2673	2845	5518	51.14	45.95	48.60
4580	4538	9118	46.81	44.00	45.44
3233	3246	6479	31.02	28.83	29.94
4430	4006	8436	18.70	19.77	19.21
6748	6637	13385	24.61	20.18	22.48
5645	5398	11043	41.86	42.49	42.17
3913	3906	7819	20.68	18.11	19.42
5618	5251	10869	39.93	42.26	41.08
<b>112564</b>	<b>108645</b>	<b>221209</b>	<b>31.48</b>	<b>31.55</b>	<b>31.51</b>

**DROP OUT RATE**

Sl. No.	Name of the District	Enrolment in Class I in 2003-04		
		Boys	Girls	Total
1	Srikakulam	2282	2153	4435
2	Vizianagaram	3743	3658	7401
3	Visakhapatnam	13950	13626	27576
4	East Godavari	3071	3048	6119
5	West Godavari	1346	1319	2665
6	Krishna	1734	1718	3452
7	Guntur	3690	3478	7168
8	Prakasam	2966	2825	5791
9	Nellore	4689	4522	9211
10	Chittoor	1963	1866	3829
11	Kadapa	1228	1078	2306
12	Anantapur	1625	1455	3080
13	Kurnool	1470	1324	2794
14	Mahabubnagar	8052	7422	15474
15	Ranga Reddy	5285	4921	10206
16	Hyderabad	1514	1482	2996
17	Medak	5604	5707	11311
18	Nizamabad	3637	3538	7175
19	Adilabad	9081	8621	17702
20	Karimnagar	2565	2632	5197
21	Warangal	14596	14203	28799
22	Khammam	10340	10150	20490
23	Nalagonda	8839	8356	17195
<b>ANDHRA PRADESH</b>		<b>113270</b>	<b>109102</b>	<b>222372</b>

**I-VII (S.T.) 2009-2010**

<b>Enrolment in Class-VII in 2009-10</b>			<b>Drop out Rate</b>		
<b>Boys</b>	<b>Girls</b>	<b>Total</b>	<b>Boys</b>	<b>Girls</b>	<b>Total</b>
1407	968	2375	38.34	55.04	46.45
1900	1692	3592	49.24	53.75	51.47
5133	4088	9221	63.20	70.00	66.56
1672	1877	3549	45.56	38.42	42.00
778	809	1587	42.20	38.67	40.45
1062	806	1868	38.75	53.08	45.89
1506	1151	2657	59.19	66.91	62.93
814	671	1485	72.56	76.25	74.36
1265	1232	2497	73.02	72.76	72.89
1284	1124	2408	34.59	39.76	37.11
616	554	1170	49.84	48.61	49.26
1179	1144	2323	27.45	21.37	24.58
946	691	1637	35.65	47.81	41.41
2945	1905	4850	63.43	74.33	68.66
2718	2018	4736	48.57	58.99	53.60
593	569	1162	60.83	61.61	61.21
1696	1104	2800	69.74	80.66	75.25
2148	1622	3770	40.94	54.15	47.46
4232	3735	7967	53.40	56.68	54.99
1237	1239	2476	51.77	52.93	52.36
5203	4149	9352	64.35	70.79	67.53
6295	6256	12551	39.12	38.36	38.75
3477	2647	6124	60.66	68.32	64.38
<b>50106</b>	<b>42051</b>	<b>92157</b>	<b>55.76</b>	<b>61.46</b>	<b>58.56</b>

## DROP OUT RATE

Sl. No.	Name of the District	Enrolment in Class I in 2000-2001		
		Boys	Girls	Total
1	Srikakulam	31638	30712	62350
2	Vizianagaram	27378	28548	55926
3	Visakhapatnam	47685	46288	93973
4	East Godavari	61000	57042	118042
5	West Godavari	39176	38482	77658
6	Krishna	41750	40528	82278
7	Guntur	48913	49451	98364
8	Prakasam	47230	45847	93077
9	Nellore	30316	29428	59744
10	Chittoor	41219	40062	81281
11	Kadapa	33075	32106	65181
12	Anantapur	49158	45728	94886
13	Kurnool	61184	59822	121006
14	Mahabubnagar	88660	80102	168762
15	Ranga Reddy	67952	67932	135884
16	Hyderabad	42888	42515	85403
17	Medak	62998	61548	124546
18	Nizamabad	51085	49589	100674
19	Adilabad	55288	53867	109155
20	Karimnagar	57539	55854	113393
21	Warangal	78118	77584	155702
22	Khammam	33634	32701	66335
23	Nalagonda	63733	61867	125600
<b>ANDHRA PRADESH</b>		<b>1161617</b>	<b>1127603</b>	<b>2289220</b>

**I-X (ALL) 2009-10**

<b>Enrolment in Class-X in 2009-10</b>			<b>Drop out Rate</b>		
<b>Boys</b>	<b>Girls</b>	<b>Total</b>	<b>Boys</b>	<b>Girls</b>	<b>Total</b>
17285	16048	33333	45.37	47.75	46.54
14168	12937	27105	48.25	54.68	51.53
23784	23024	46808	50.12	50.26	50.19
29141	30843	59984	52.23	45.93	49.18
21975	22832	44807	43.91	40.67	42.30
24763	23562	48325	40.69	41.86	41.27
22588	20911	43499	53.82	57.71	55.78
17475	15004	32479	63.00	67.27	65.11
15529	14686	30215	48.78	50.10	49.43
28176	25916	54092	31.64	35.31	33.45
19942	18126	38068	39.71	43.54	41.60
23994	23046	47040	51.19	49.60	50.42
24922	19221	44143	59.27	67.87	63.52
28440	22747	51187	67.92	71.60	69.67
40534	37309	77843	40.35	45.08	42.71
26297	29564	55861	38.68	30.46	34.59
21811	19895	41706	65.38	67.68	66.51
20002	18651	38653	60.85	62.39	61.61
20840	20050	40890	62.31	62.78	62.54
32077	32937	65014	44.25	41.03	42.66
29548	27668	57216	62.18	64.34	63.25
18011	18239	36250	46.45	44.22	45.35
27851	25273	53124	56.30	59.15	57.70
<b>549153</b>	<b>518489</b>	<b>1067642</b>	<b>52.73</b>	<b>54.02</b>	<b>53.36</b>

**DROP OUT RATE**

Sl. No.	Name of the District	Enrolment in Class I in 2000-2001		
		Boys	Girls	Total
1	Srikakulam	2988	3040	6028
2	Vizianagaram	3199	3226	6425
3	Visakhapatnam	3863	3781	7644
4	East Godavari	13235	12996	26231
5	West Godavari	11066	11032	22098
6	Krishna	11996	11947	23943
7	Guntur	14404	14436	28840
8	Prakasam	13932	13818	27750
9	Nellore	8067	7977	16044
10	Chittoor	8751	8541	17292
11	Kadapa	6377	6166	12543
12	Anantapur	8931	8875	17806
13	Kurnool	13894	13441	27335
14	Mahabubnagar	17010	15551	32561
15	Ranga Reddy	14851	13870	28721
16	Hyderabad	5139	5117	10256
17	Medak	14381	13568	27949
18	Nizamabad	8984	8469	17453
19	Adilabad	10363	10137	20500
20	Karimnagar	13695	12874	26569
21	Warangal	16569	16327	32896
22	Khammam	6093	6065	12158
23	Nalagonda	13695	13777	27472
<b>ANDHRA PRADESH</b>		<b>241368</b>	<b>235146</b>	<b>476514</b>

**I-X (S.C.) 2009-2010**

<b>Enrolment in Class-X in 2009-10</b>			<b>Drop out Rate</b>		
<b>Boys</b>	<b>Girls</b>	<b>Total</b>	<b>Boys</b>	<b>Girls</b>	<b>Total</b>
1668	1678	3346	44.17	44.81	44.49
1554	1459	3013	51.43	54.77	53.11
1984	2001	3985	48.65	47.07	47.87
6028	6400	12428	54.45	50.76	52.62
4717	5103	9820	57.37	53.74	55.56
5554	5384	10938	53.70	54.93	54.32
5165	4759	9924	64.14	67.03	65.59
4177	3458	7635	70.02	74.97	72.49
4331	4086	8417	46.31	48.78	47.54
6055	5456	11511	30.81	36.12	33.43
3260	2741	6001	48.88	55.55	52.16
4187	3881	8068	53.12	56.27	54.69
5167	3914	9081	62.81	70.88	66.78
5386	4075	9461	68.34	73.80	70.94
6332	6379	12711	57.36	54.01	55.74
2110	2508	4618	58.94	50.99	54.97
4574	4178	8752	68.19	69.21	68.69
3285	3025	6310	63.43	64.28	63.85
4741	4389	9130	54.25	56.70	55.46
6841	7233	14074	50.05	43.82	47.03
5873	5836	11709	64.55	64.26	64.41
3463	3563	7026	43.16	41.25	42.21
5878	5587	11465	57.08	59.45	58.27
<b>102330</b>	<b>97093</b>	<b>199423</b>	<b>57.60</b>	<b>58.71</b>	<b>58.15</b>

**DROP OUT RATE**

Sl. No.	Name of the District	Enrolment in Class I in 2000-2001		
		Boys	Girls	Total
1	Srikakulam	4074	3956	8030
2	Vizianagaram	3575	3486	7061
3	Visakhapatnam	14452	13934	28386
4	East Godavari	5019	4810	9829
5	West Godavari	2170	2102	4272
6	Krishna	2375	2384	4759
7	Guntur	4765	4597	9362
8	Prakasam	3567	3337	6904
9	Nellore	5401	4997	10398
10	Chittoor	2586	2441	5027
11	Kadapa	1364	1219	2583
12	Anantapur	2324	2202	4526
13	Kurnool	1857	1673	3530
14	Mahabubnagar	13624	11331	24955
15	Ranga Reddy	8164	7269	15433
16	Hyderabad	967	1004	1971
17	Medak	6793	5466	12259
18	Nizamabad	8200	7143	15343
19	Adilabad	16770	16816	33586
20	Karimnagar	3434	3092	6526
21	Warangal	21925	21395	43320
22	Khammam	14305	13996	28301
23	Nalagonda	13844	12104	25948
<b>ANDHRA PRADESH</b>		<b>161659</b>	<b>150650</b>	<b>312309</b>



**I-X (S.T.) 2009-2010**

<b>Enrolment in Class-X in 2009-10</b>			<b>Drop out Rate</b>		
<b>Boys</b>	<b>Girls</b>	<b>Total</b>	<b>Boys</b>	<b>Girls</b>	<b>Total</b>
1145	1019	2164	71.89	74.24	73.05
1288	1181	2469	63.98	66.12	65.03
3611	3576	7187	75.01	74.34	74.68
1566	1951	3517	68.80	59.44	64.22
579	710	1289	73.32	66.22	69.83
724	538	1262	69.51	77.43	73.48
964	769	1733	79.77	83.27	81.49
532	431	963	85.09	87.08	86.05
744	744	1488	86.23	85.11	85.69
949	783	1732	63.31	67.92	65.55
435	381	816	68.11	68.74	68.41
1097	918	2015	52.79	58.32	55.48
715	553	1268	61.49	66.95	64.08
2463	1238	3701	81.92	89.07	85.17
2005	1397	3402	75.44	80.78	77.96
343	334	677	64.52	66.74	65.65
1225	679	1904	81.97	87.58	84.47
1832	1095	2927	77.66	84.67	80.92
3151	3108	6259	81.21	81.52	81.36
981	898	1879	71.43	70.96	71.21
4446	3449	7895	79.72	83.88	81.78
5419	5645	11064	62.12	59.67	60.91
3020	1975	4995	78.19	83.68	80.75
<b>39234</b>	<b>33372</b>	<b>72606</b>	<b>75.73</b>	<b>77.85</b>	<b>76.75</b>

## Teacher Pupil Ratio - 2009-10

Sl. No.	District Name of the	Teacher Pupil Ratio					
		Primary Schools		Upper Primary Schools		High Schools	
		Without Vidya Volunteers	With Vidya Volunteers	Without Vidya Volunteers	With Vidya Volunteers	Without Vidya Volunteers	With Vidya Volunteers
1	Srikakulam	26	23	21	18	30	29
2	Vizianagaram	27	25	23	21	32	31
3	Visakhapatnam	35	26	30	25	33	32
4	East Godavari	33	29	27	22	32	31
5	West Godavari	31	28	28	24	31	29
6	Krishna	33	29	24	21	30	29
7	Guntur	28	26	31	25	32	32
8	Prakasam	29	27	25	22	24	23
9	Nellore	25	23	21	19	25	25
10	Chittoor	27	25	23	20	28	27
11	Kadapa	26	24	24	21	27	26
12	Anantapur	33	27	29	22	32	31
13	Kurnool	41	33	35	26	30	30
14	Mahabubnagar	33	28	29	24	26	26
15	Ranga Reddy	43	36	32	27	32	30
16	Hyderabad	37	37	30	30	26	26
17	Medak	37	29	29	22	30	28
18	Nizamabad	34	29	23	20	30	27
19	Adilabad	35	27	31	23	34	32
20	Karimnagar	27	25	22	20	28	27
21	Warangal	28	27	22	20	26	26
22	Khammam	28	23	25	19	27	26
23	Nalgonda	34	29	32	27	31	28
<b>TOTAL</b>		<b>32</b>	<b>28</b>	<b>27</b>	<b>23</b>	<b>29</b>	<b>28</b>

## Transition Rate - 2009-2010

Class	Enrolment in 2008-09			Enrolment in 2009-10			Transition Rate		
	Boys	Girls	Total	Boys	Girls	Total	Boys	Girls	Total
I-II	719973	703515	1423488	717867	694935	1412802	89.72	90.33	90.02
II-III	713222	698803	1412025	708852	688675	1397527	98.46	97.89	98.18
III-IV	695039	683673	1378712	694964	678461	1373425	97.44	97.09	97.27
IV-V	671519	653127	1324646	694154	679613	1373767	99.87	99.41	99.64
V-VI	652318	622364	1274682	639176	614081	1253257	95.18	94.02	94.61
VI-VII	641706	618656	1260362	624574	600175	1224749	95.75	96.43	96.08
VII-VIII	593081	566234	1159315	579230	561527	1140757	90.26	90.77	90.51
VIII-IX	573018	544991	1118009	562721	541037	1103758	94.88	95.55	95.21
IX-X	527806	491050	1018856	549153	518489	1067642	95.84	95.14	95.49

**SSC EXAMINATION**

Sl. No.	Name of the District	Number Appeared		
		Boys	Girls	Total
1	Srikakulam	16703	15756	32459
2	Vizianagaram	14108	12898	27006
3	Visakhapatnam	24083	22704	46787
4	East Godavari	28885	30327	59212
5	West Godavari	21076	22041	43117
6	Krishna	25264	23805	49069
7	Guntur	21992	20261	42253
8	Prakasam	17544	14838	32382
9	Nellore	15614	14806	30420
10	Chittoor	27172	24816	51988
11	Kadapa	18484	16509	34993
12	Anantapur	24290	23001	47291
13	Kurnool	24539	18942	43481
14	Mahabubnagar	28579	23070	51649
15	Ranga Reddy	39814	35623	75437
16	Hyderabad	29206	31036	60242
17	Medak	21861	20018	41879
18	Nizamabad	19898	18748	38646
19	Adilabad	20347	19710	40057
20	Karimnagar	32355	33321	65676
21	Warangal	30315	28439	58754
22	Khammam	18116	18457	36573
23	Nalgonda	28090	25351	53441
<b>ANDHRA PRADESH</b>		<b>548335</b>	<b>514477</b>	<b>1062812</b>

## RESULTS - MARCH - 2010

Number Passed			Pass Percentage		
Boys	Girls	Total	Boys	Girls	Total
13189	11611	24800	78.96	73.69	76.40
11708	10320	22028	72.94	80.01	81.57
19297	17510	36807	80.12	77.12	78.67
23381	24317	47698	80.94	80.18	80.55
18349	19330	37679	87.06	91.71	87.39
21203	20092	41295	83.59	84.40	84.16
19182	17711	36893	87.22	87.41	87.31
13645	11507	25152	77.77	77.55	77.67
12717	11923	24640	81.44	80.52	81.00
22041	20670	42711	81.10	83.29	82.16
16117	14657	30774	87.51	88.78	87.94
17794	17175	34969	73.25	74.67	73.94
18389	14187	32576	74.93	74.89	74.92
22110	18139	40249	77.36	78.62	77.93
29936	27358	57294	75.18	77.30	75.95
20115	23135	43250	68.87	74.54	71.79
18509	17181	35690	84.66	85.82	85.22
18344	17463	35807	92.19	93.14	92.65
16661	16580	33241	81.88	84.11	82.98
29103	30200	59303	89.94	90.63	90.30
25016	23692	48708	82.52	83.30	82.90
14187	14592	28779	78.31	79.05	78.69
24666	22585	47251	87.78	89.08	88.42
<b>445659</b>	<b>421935</b>	<b>867594</b>	<b>81.27</b>	<b>82.01</b>	<b>81.63</b>

**Budget Outlay & Expenditure - 2007 - 08**  
**School Education Department**

Rs. in Crores

Item	Particulars	Elementary	Secondary	Others	Total
<b>I Plan</b>					
	Budget Estimates	1445.31	143.91	83.89	1673.11
	Expenditure	408.69	134.94	103.84	647.47
<b>II Non - Plan</b>					
	Budget Estimates	2652.20	1749.66	106.58	4508.44
	Expenditure	2544.71	1750.11	94.26	4389.08
<b>III Total (Plan + Non-Plan)</b>					
	Budget Estimates	4097.51	1893.57	190.47	6181.55
	Expenditure	2953.40	1885.05	198.10	5036.55

**Budget Outlay & Expenditure - 2008 - 09**  
**School Education Department**

Rs. in Crores

Item	Particulars	Elementary	Secondary	Others	Total
<b>I Plan</b>					
	Budget Estimates	1373.66	1295.51	241.76	2910.93
	Expenditure	365.44	146.8	60.46	572.70
<b>II Non - Plan</b>					
	Budget Estimates	3365.72	2248.57	130.48	5744.77
	Expenditure	2779.58	2006.01	77.45	4863.04
<b>III Total (Plan + Non-Plan)</b>					
	Budget Estimates	4243.5	3544.08	372.24	8159.82
	Expenditure	3145.02	2152.81	137.91	5435.74

**Budget Estimates - 2007 - 08**  
**School Education Department**

**Rs. in Crores**

<b>Budget Estimates</b>	<b>Elementary</b>	<b>Secondary</b>	<b>Others</b>	<b>Total</b>
Plan	1445.31	143.91	83.89	1673.11
Non - Plan	2652.2	1749.66	106.58	4508.44
<b>Total (Plan + Non - Plan)</b>	<b>4097.51</b>	<b>1893.57</b>	<b>190.47</b>	<b>6181.55</b>

**Budget Estimates - 2008 - 09**  
**School Education Department**

**Rs. in Crores**

<b>Budget Estimates</b>	<b>Elementary</b>	<b>Secondary</b>	<b>Others</b>	<b>Total</b>
Plan	1373.66	1295.51	241.76	2910.93
Non - Plan	3365.72	2248.57	130.48	5744.77
<b>Total (Plan + Non - Plan)</b>	<b>4739.38</b>	<b>3544.08</b>	<b>372.24</b>	<b>8655.70</b>


**Budget Estimates - 2009 - 10**  
**School Education Department**

**Rs. in Crores**

<b>Budget Estimates</b>	<b>Elementary</b>	<b>Secondary</b>	<b>Others</b>	<b>Total</b>
Plan	720.6	143.8	143.93	1008.33
Non - Plan	4153.99	2631.34	142.42	6927.75
<b>Total (Plan + Non - Plan)</b>	<b>4874.59</b>	<b>2775.14</b>	<b>286.35</b>	<b>7936.08</b>







**DATA FROM  
2000 - 2001  
TO  
2009 - 2010**

**MANAGEMENT WISE PRIMARY SCHOOLS  
FROM 2000-2001 TO 2009-2010**

Sl. No	Year	Management wise Primary Schools						Total
		Central Govt.	State Govt.	M.P.P	Municipal	Pvt. Aided	Pvt. Un-aided	
1	2000-2001	22	4216	46946	1430	1992	1295	55901
2	2001-2002	43	4780	48808	1407	1957	1254	58249
3	2002-2003	40	5626	49845	1423	2265	4163	63362
4	2003-2004	37	5580	50013	1473	2275	4519	63897
5	2004-2005	30	5055	48104	1455	2280	4756	61680
6	2005-2006	25	5081	48168	1409	2274	5202	62159
7	2006-2007	20	5089	47762	1408	2287	5596	62162
8	2007-2008	24	4862	47953	1396	2246	5983	62464
9	2008-2009	20	5060	50309	1633	2212	6375	65609
10	2009-2010	24	5025	50309	1626	2164	6784	65932

**MANAGEMENT WISE UPPER PRIMARY SCHOOLS  
FROM 2000-2001 TO 2009-2010**

Sl. No	Year	Management wise Upper Primary Schools						Total
		Central Govt.	State Govt.	M.P.P	Municipal	Pvt. Aided	Pvt. Un-aided	
1	2000-2001	3	368	5599	218	505	3111	9804
2	2001-2002	6	496	9738	280	502	3450	14472
3	2002-2003	10	468	10024	296	518	3794	15110
4	2003-2004	9	496	9886	309	491	4024	15215
5	2004-2005	2	560	10883	355	476	4391	16667
6	2005-2006	1	578	11143	384	430	4754	17290
7	2006-2007	0	592	11108	394	421	5308	17823
8	2007-2008	0	581	10960	399	431	5586	17957
9	2008-2009	0	372	8590	164	433	5383	14942
10	2009-2010	0	395	8589	168	425	5807	15384

**MANAGEMENT WISE HIGH SCHOOLS  
FROM 2000-2001 TO 2009-2010**

Sl. No	Year	Management wise High Schools						
		Central Govt.	State Govt.	M.P.P	Municipal	Pvt. Aided	Pvt. Un-aided	Total
1	2000-2001	43	1025	5606	240	865	2498	10277
2	2001-2002	43	1076	6081	249	892	3123	11464
3	2002-2003	43	1189	6599	264	864	3611	12570
4	2003-2004	45	1188	6781	279	871	3996	13160
5	2004-2005	43	1284	7397	283	870	4465	14342
6	2005-2006	29	1482	7707	293	830	5096	15437
7	2006-2007	34	1552	7867	300	857	5585	16195
8	2007-2008	30	1605	8155	302	856	5989	16937
9	2008-2009	33	1693	8155	306	841	6348	17376
10	2009-2010	35	1825	8201	305	840	6937	18143

**MANAGEMENT WISE HIGHER SECONDARY SCHOOLS  
FROM 2000-2001 TO 2009-2010**

Sl. No	Year	Management wise Higher Secondary Schools						Total
		Central Govt.	State Govt.	M.P.P	Municipal	Pvt. Aided	Pvt. Un-aided	
1	2000-2001	49	-	-	-	-	33	82
2	2001-2002	48	-	-	-	-	25	73
3	2002-2003	51	-	-	-	-	28	79
4	2003-2004	48	-	-	-	-	34	82
5	2004-2005	47	-	-	-	-	32	79
6	2005-2006	61	-	-	-	-	37	98
7	2006-2007	56	-	-	-	-	41	97
8	2007-2008	59	-	-	-	-	40	99
9	2008-2009	59	-	-	-	-	41	100
10	2009-2010	60	-	-	-	-	44	104

**TYPE WISE TOTAL SCHOOLS  
FROM 2000-2001 TO 2009-2010**

Sl. No	Year	Type wise Schools				
		Primary	Upper Primary	High Schools	Higher Secondary	Total
1	2000-2001	55901	9804	10277	82	76064
2	2001-2002	58249	14472	11464	73	84258
3	2002-2003	63362	15110	12570	79	91121
4	2003-2004	63897	15215	13160	82	92354
5	2004-2005	61680	16667	14342	79	92768
6	2005-2006	62159	17290	15437	98	94984
7	2006-2007	62162	17823	16195	97	96277
8	2007-2008	62464	17957	16937	99	97457
9	2008-2009	65609	14942	17376	100	98027
10	2009-2010	65932	15384	18143	104	99563

**MANAGEMENT WISE TOTAL SCHOOLS  
FROM 2000-2001 TO 2009-2010**

Sl. No.	Year	Management wise Total Schools						
		Central Govt.	State Govt.	M.P.P	Municipal	Pvt. Aided	Pvt. Un-aided	Total
1	2000-2001	117	5609	58151	1888	3362	6937	76064
2	2001-2002	140	6352	64627	1936	3351	7852	84258
3	2002-2003	144	7283	66468	1983	3647	11596	91121
4	2003-2004	139	7264	66680	2061	3637	12573	92354
5	2004-2005	122	6899	66384	2093	3626	13644	92768
6	2005-2006	116	7141	67018	2086	3534	15089	94984
7	2006-2007	110	7233	66737	2102	3565	16530	96277
8	2007-2008	113	7048	67068	2097	3533	17598	97457
9	2008-2009	112	7125	67054	2103	3486	18147	98027
10	2009-2010	119	7245	67099	2099	3429	19572	99563

## TYPE WISE ENROLMENT FROM

Sl. No	Year	TYPE WISE					
		Primary Schools			Upper Primary Schools		
		Boys	Girls	Total	Boys	Girls	Total
1	2000-2001	3054724	3005670	6060394	1400905	1227280	2628185
2	2001-2002	2610881	2619867	5230748	1729772	1593054	3322826
3	2002-2003	3197135	3153937	6351072	1761580	1627609	3389189
4	2003-2004	3006457	2960553	5967010	1636883	1513081	3149964
5	2004-2005	2779410	2744953	5524363	1647443	1525434	3172877
6	2005-2006	2720336	2677672	5398008	1651337	1520797	3172134
7	2006-2007	2788122	2725033	5513155	1691111	1554985	3246096
8	2007-2008	2719721	2647228	5366949	1615903	1494783	3110686
9	2008-2009	2875478	2810567	5686045	1302469	1189729	2492198
10	2009-2010	2725513	2666740	5392253	1248562	1147287	2395849



## 2000-2001 TO 2009-2010 - ALL

ENROLMENT - ALL								
High Schools			Higher Secondary			Total		
Boys	Girls	Total	Boys	Girls	Total	Boys	Girls	Total
526431	2011360	4537791	47269	37406	84675	7039329	6281716	13311045
725679	2237713	4963392	39975	34790	74765	7106307	6485424	13591731
233949	1844409	4078358	41297	37039	78336	7233961	6662994	13896955
341558	1988921	4330479	46178	35855	82033	7031076	6498410	13529486
472490	2160752	4633242	40791	39795	80586	6940134	6470934	13411068
235	2288008	4839243	54635	47903	102538	6977543	6534380	13511923
604144	2384647	4988791	54934	48254	103188	7138311	6712919	13851230
546112	2468330	5114442	52707	46957	99664	7034443	6657298	13691741
747809	2622153	5369962	58520	52435	110955	6984276	6674884	13659160
97781	2679646	5477427	52279	48548	100827	6824135	6542221	13366356

**CLASS-WISE ENROLMENT FROM**

Sl. No	Year	CLASS WISE BOYS					
		PP	I	II	III	IV	V
1	2000-2001	183243	1161617	939454	885243	806360	760373
2	2001-2002	273060	988101	965569	853555	802931	771882
3	2002-2003	279570	977991	876054	885375	799376	784911
4	2003-2004	238273	848409	828671	801455	803576	762037
5	2004-2005	166413	800716	751434	785150	764763	792586
6	2005-2006	266742	829756	713498	719382	735409	744653
7	2006-2007	388582	849300	757800	704538	696975	728176
8	2007-2008	379410	818265	738301	722816	674580	686358
9	2008-2009	391603	800133	719973	713222	695039	671519
10	2009-2010	233568	810757	717867	708852	694964	694154

**2000-2001 TO 2009-2010 - BOYS****ENROLMENT - ALL**

<b>VI</b>	<b>VII</b>	<b>VIII</b>	<b>IX</b>	<b>X</b>	<b>XI</b>	<b>XII</b>	<b>TOTAL</b>
600571	544038	426970	381855	336832	1708	1805	7030069
653136	568962	461695	401012	363841	1601	1618	7106963
689061	618276	498859	437029	384259	1692	1508	7233961
686618	636216	540478	465707	415986	2062	1588	7031076
694487	655098	568778	510212	446753	1955	1789	6940134
715001	658193	575223	530391	485109	2280	1906	6977543
696002	680069	586543	540322	505868	2176	1960	7138311
681077	659197	607036	549637	514076	1840	1850	7034443
652318	641706	593081	573018	527806	2490	2368	6984276
639176	624574	579230	562721	549153	4874	4245	6824135

**CLASS-WISE ENROLMENT FROM**

<b>Sl. No</b>	<b>Year</b>	<b>CLASS WISE GIRLS</b>					
		<b>PP</b>	<b>I</b>	<b>II</b>	<b>III</b>	<b>IV</b>	<b>V</b>
<b>1</b>	<b>2000-2001</b>	141175	1127603	921107	848083	760879	695234
<b>2</b>	<b>2001-2002</b>	242730	965480	954121	832434	768636	723532
<b>3</b>	<b>2002-2003</b>	246530	957880	870153	867114	770186	744591
<b>4</b>	<b>2003-2004</b>	209991	816523	820805	787904	779104	727175
<b>5</b>	<b>2004-2005</b>	133889	769705	740494	773946	748460	765157
<b>6</b>	<b>2005-2006</b>	211270	801798	698889	704405	718745	725387
<b>7</b>	<b>2006-2007</b>	320651	813747	746531	683850	674235	708085
<b>8</b>	<b>2007-2008</b>	307631	782132	722128	710312	652985	665660
<b>9</b>	<b>2008-2009</b>	317214	769369	703515	698803	683673	653127
<b>10</b>	<b>2009-2010</b>	184546	769013	694935	688675	678461	679613

## 2000-01 TO 2009-2010 - GIRLS

ENROLMENT - ALL							
VI	VII	VIII	IX	X	XI	XII	TOTAL
492284	434568	324921	287301	246708	1314	1283	6282460
567161	471636	367361	311787	278766	1243	1153	6486040
616664	535623	405630	347669	298550	1231	1173	6662994
615180	564116	459861	383363	331805	1419	1164	6498410
637173	589426	498068	440739	370623	1709	1545	6470934
664615	605496	512490	469193	418756	1755	1581	6534380
655686	634465	535900	486364	450292	1713	1400	6712919
6647420	625188	566284	508532	465896	1671	1459	6657298
622364	618656	566234	544991	491050	2914	2974	6674884
614081	600175	561527	541037	518489	6225	5444	6542221

**CLASS WISE ENROLMENT FROM**

Sl. No	Year	CLASS WISE					
		PP	I	II	III	IV	V
1	2000-2001	324418	2289220	1860561	1733326	1567239	1455607
2	2001-2002	515790	1953581	1919690	1685989	1571567	1495414
3	2002-2003	526100	1935871	1746207	1752489	1569562	1529502
4	2003-2004	448264	1664932	1649476	1589359	1582680	1489212
5	2004-2005	300302	1570421	1491928	1559096	1513223	1557743
6	2005-2006	478012	1631554	1412387	1423787	1454154	1470040
7	2006-2007	709233	1663047	1504331	1388388	1371210	1436261
8	2007-2008	687041	1600397	1460429	1433128	1327565	1352018
9	2008-2009	708817	1569502	1423488	1412025	1378712	1324646
10	2009-2010	418114	1579770	1412802	1397527	1373425	1373767

## 2000-2001 TO 2009-2010 - TOTAL

ENROLMENT - ALL							
VI	VII	VIII	IX	X	XI	XII	TOTAL
1092855	978606	751891	669156	583540	3022	3088	13312529
1220297	1040598	829056	712799	642607	2844	2771	13593003
1305725	1153899	904489	784698	682809	2923	2681	13896955
1301798	1200332	1000339	849070	747791	3481	2752	13529486
1331660	1244524	1066846	950951	817376	3664	3334	13411068
1279616	1263689	1087713	999584	903865	4035	3487	13511923
1351688	1314534	1122443	1026686	956160	3889	3360	13851230
1328497	1284385	1173320	1058169	979972	3511	3309	13691741
274682	1260362	1159315	1118009	1018856	5404	5342	13659160
253257	1224749	1140757	1103758	1067642	11099	9689	13366356

## STAGE WISE ENROLMENT FROM

Sl. No	Year	STAGE WISE								
		Pre- Primary			Primary (I-V Classes)			Upper Primary(VI-VII Classes)		
		Boys	Girls	Total	Boys	Girls	Total	Boys	Girls	Total
1	2000-2001	183243	141175	324418	4553047	4352906	8905953	1144609	926852	2071461
2	2001-2002	273060	242730	515790	4382038	4244203	8626241	1222098	1038797	2260895
3	2002-2003	279570	246530	526100	4323707	4209924	8533631	1307337	1152287	2459624
4	2003-2004	238273	209991	448264	4044148	3931511	7975659	1322834	1179296	2502130
5	2004-2005	166413	133889	300302	3894649	3797762	7692411	1349585	1226599	2576184
6	2005-2006	266742	211270	478012	3742698	3649224	7391922	1373194	1270111	2643305
7	2006-2007	388582	320651	709233	3736789	3626448	7363237	1376071	1290151	2666222
8	2007-2008	379410	307631	687041	3640320	3533217	7173537	1340274	1272608	2612881
9	2008-2009	391603	317214	708817	3599886	3508487	7108373	1294024	1241020	2535044
10	2009-2010	233568	184546	418114	3626594	3510697	7137291	1263750	1214256	2478006



## 2000-2001 TO 2009-2010 - ALL

### ENROLMENT - ALL

Secondary (VIII-X Classes)			Hr. Secondary (XI-XII Classes)			Total (PP-XII Classes)		
Boys	Girls	Total	Boys	Girls	Total	Boys	Girls	Total
1145657	858930	2004587	3513	2597	6110	7030069	6282460	13312529
1226548	957914	2184462	3219	2396	5615	7106963	6486040	13593003
1320147	1051849	2371996	3200	2404	5604	7233961	6662994	13896955
1422171	1175029	2597200	3650	2583	6233	7031076	6498410	13529486
1525743	1309430	2835173	3744	3254	6998	6940134	6470934	13411068
1590723	1400439	2991162	4186	3336	7522	6977543	6534380	13511923
1632733	1472556	3105289	4136	3113	7249	7138311	6712919	13851230
1670749	1540712	3211461	3690	3130	6820	7034443	6657298	13691741
1693905	1602275	3296180	4858	5888	10746	6984276	6674884	13659160
1691104	1621053	3312157	9119	11669	20788	6824135	6542221	13366356

## TYPE WISE TEACHERS FROM

Sl. No	Year	TYPE WISE					
		Primary Schools (I-V)			Upper Primary Schools (VI-VII) Schools		
		Men	Women	Total	Men	Women	Total
1	2000-2001	86391	47155	133546	39256	30009	69265
2	2001-2002	79886	47427	127313	49892	35371	85263
3	2002-2003	98240	75491	173731	59629	42523	102152
4	2003-2004	96649	75952	172601	58075	42290	100365
5	2004-2005	91782	75153	166935	60900	43085	103985
6	2005-2006	91079	75711	166790	62034	44181	106215
7	2006-2007	89116	78607	167723	64144	48244	112388
8	2007-2008	87704	79355	167059	62735	48214	110949
9	2008-2009	95486	87711	183197	53351	41311	94662
10	2009-2010	86114	83045	169159	49570	40507	90077

## 2000-2001 TO 2009-2010 - ALL

ENROLMENT - ALL								
Secondary (VIII-X)Schools			HR. Secondary (XI-XII)Schools			Total Schools		
Men	Women	Total	Men	Women	Total	Men	Women	Total
74841	56483	131324	1551	2467	4018	202039	136114	338153
81241	64005	145246	1378	2120	3498	212397	148923	361320
81946	58073	140019	1402	2226	3628	241217	178313	419530
82805	58021	140826	1298	2007	3305	238827	178270	417097
84102	56297	140399	1414	2061	3475	238198	176596	414794
85108	57436	142544	1629	2329	3958	239850	179657	419507
92008	61980	153988	1621	2435	4056	246889	191266	438155
93500	63387	156887	1696	2545	4241	245635	193501	439136
99013	68146	167159	1572	2555	4127	249422	199723	449145
112001	75708	187709	1542	2605	4147	249227	201865	451092

**GROSS ENROLMENT RATIO  
FROM 2000-2001 TO 2009-2010 - ALL**

Sl. No	Year	Classes i-V (6-10) Age group			Classes VI-VII (11-12) Age Group		
		Boys	Girls	Total	Boys	Girls	Total
1	2000-2001	111.59	109.09	110.35	58.71	48.62	53.72
2	2001-2002	114.24	112.65	113.48	63.02	55.13	59.12
3	2002-2003	118.07	117.41	117.74	69.22	62.50	65.90
4	2003-2004	108.5	108.83	108.66	76.34	69.43	72.92
5	2004-2005	109.26	110.52	109.88	82.27	76.07	79.2
6	2005-2006	109.8	111.65	110.7	88.42	82.97	85.71
7	2006-2007	97.21	97.54	97.37	82.24	80.16	81.22
8	2007-2008	96.19	96.62	96.40	82.23	80.97	81.61
9	2008-2009	96.61	97.54	97.07	81.51	80.86	81.19
10	2009-2010	98.85	99.23	99.04	81.72	81.02	81.38

**DROP-OUT RATES  
FROM 2000-2001 TO 2009-2010 - ALL**

Sl. No	Year	Classes (I-V)			Classes (I-VII)			Classes(I-X)		
		Boys	Girls	Total	Boys	Girls	Total	Boys	Girls	Total
1	2000-2001	37.15	37.12	37.14	54.34	58.79	56.43	73.82	75.13	74.39
2	2001-2002	35.36	33.64	34.54	51.98	55.77	53.78	71.62	73.28	72.37
3	2002-2003	33.74	30.91	32.39	49.93	53.22	51.52	67.46	71.02	69.12
4	2003-2004	42.42	42.8	42.61	52.71	55.92	54.27	65.08	68.53	66.7
5	2004-2005	31.77	32.14	31.95	51.96	54.46	53.17	62.30	65.24	63.69
6	2005-2006	24.61	24.85	24.73	50.26	52.37	51.30	62.24	65.2	63.67
7	2006-2007	26.76	27.32	27.04	42.14	44.32	43.22	62.99	65.33	64.13
8	2007-2008	19.10	18.48	18.79	33.26	35.23	34.24	62.30	64.00	63.13
9	2008-2009	16.14	15.15	15.65	34.39	35.41	34.89	60.12	61.38	60.73
10	2009-2010	16.34	15.24	15.80	26.38	26.50	26.44	52.73	54.02	53.36

**SSC EXAMINATION RESULTS (REGULAR)**  
**FROM MARCH-2000 TO MARCH 2010**

Sl. No	Year	No. Appeared			No. Passed			Pass Percentage		
		Boys	Girls	Total	Boys	Girls	Total	Boys	Girls	Total
1	MARCH-2000	299754	214895	514649	164421	119217	283638	54.85	55.48	55.11
2	MARCH-2001	331673	242882	574555	214761	159358	374119	64.75	65.61	65.11
3	MARCH-2002	351007	266374	617381	239777	180714	420491	68.31	67.84	68.11
4	MARCH-2003	373703	291252	664955	280435	218257	498692	75.04	74.94	75.00
5	MARCH-2004	409084	326584	735668	330324	262282	592606	80.75	80.31	80.55
6	MARCH-2005	443230	365697	808927	319521	266260	585781	72.09	72.87	72.41
7	MARCH-2006	473299	406953	880252	346599	297375	643974	73.23	73.07	73.16
8	MARCH-2007	490845	435977	926822	351079	313028	664107	71.53	71.8	71.65
9	MARCH-2008	503253	453624	956877	378120	344008	722128	75.14	75.84	75.47
10	MARCH-2009	521117	480412	1001529	409481	379987	789468	78.58	79.10	78.83
11	MARCH-2010	548335	514477	1062812	445659	421935	867594	81.27	82.01	81.63

## FORMULAE

### 1. Gross Enrolment Ratio (GER) :

It is defined as the percentage of enrolment in Classes I-V, VII-VIII and VIII-X to the estimated children in the age-group of 6-10, 11-12 and 13-15 years respectively. The Gross Enrolment Ratio may cross 100% because on inclusion of over-age and under-age children. The Gross Enrolment is calculated as follows:

$$\text{Gross Enrolment Ratio} = \frac{\text{Enrolment in Classes I-V (Primary Stage) / Vi-VII (Upper Primary Stage) / VIII-X (Secondary Stage)}}{\text{No. of Children in the age group of 6-10/11-12 /13-15}}$$

### Drop Out Rate :

It is defined as percentage of the number of children to total enrolment dropping out of the educational system in a particular year. Drop Out Rate is calculated as follows:

$$\text{Drop Out Rate (I-V) : (for the year 2007-08)} = \frac{(\text{Class-I in 2003-04} - \text{Class-V in 2007-08})}{\text{Class-I in 2003-04}} \times 100$$

$$\text{Drop Out Rate (I-VII) : (for the year 2007-08)} = \frac{(\text{Class-I in 2001-02} - \text{Class-VII in 2007-08})}{\text{Class-I in 2001-02}} \times 100$$

$$\text{Drop Out Rate (I- X) : (for the year 2007-08)} = \frac{(\text{Class-I in 1998-99} - \text{Class-X in 2007-08})}{\text{Class-I in 1998-99}} \times 100$$

### 2. Teacher Pupil Ratio (TP Ratio) :

The Teacher Pupil Ratio is the division of Enrolment by Teachers. It is calculated as follows:

$$\text{TP Ratio (Primary)} = \frac{\text{Total Enrolment in Primary Schools}}{\text{Total Teacher in Primary Schools}}$$


$$\text{TP Ratio (UP)} = \frac{\text{Total Enrolment in Upper Primary Schools}}{\text{Total Teacher in Upper Primary Schools}}$$

$$\text{TP Ratio (High Schools)} = \frac{\text{Total Enrolment in High Schools}}{\text{Total Teacher in High Schools}}$$

## ABBREVIATIONS

1.	CG	Central Government
2.	SG	State Government
3.	MP	Mandal Parishad
4.	ZP	Zilla Parishad
5.	MPL	Municipal
6.	PA	Private Aided
7.	PUA	Private Un-aided
8.	V V	Vidya Volunteers
9.	Tel	Telugu
10.	Eng	English
11.	Urd	Urdu
12.	Ori	Oriya
13.	Tam	Tamil
14.	Kan	Kannada
15.	Hin	Hindi
16.	Mar	Marati
17.	Guj	Gujarathi
18.	Ben	Bengali





India Literacy Rate - 2001



Literacy Rate - 2001

SCANIA  
2/12/12

# The Right Place of Every Child is School



*"That service is the noblest which is rendered for its own sake"*

*"Action expresses priorities"*

*"An ounce of practice is worth more than tons of preaching"*

*- Mahatma Gandhi*