



CONTENTS

	<i>Page</i>
Chapter I—Review of economic situation in Madhya Pradesh (1961-62)	1
II—Size of the Plan and overall progress	6
III—Agriculture including minor irrigation	13
IV—Animal husbandry, dairying and milk supply	20
V—Fisheries	23
VI—Forests and soil conservation	25
VII—Co-operation	28
VIII—Community development and Panchayats	30
IX—Irrigation	32
X—Power	35
XI—Industries	38
XII—Mineral development	43
XIII—Transport and communication	44
XIV—Education	46
XV—Public Health	54
XVI—Housing	58
XVII—Labour and Labour welfare	60
XVIII—Welfare of backward classes	63
XIX—Social welfare	66
XX—Miscellaneous	68
Statistical Tables	74 to 173

INDEX NUMBERS OF AGRICULTURAL PRODUCTION

(Base : 1952-53 = 100)

Foodgrains



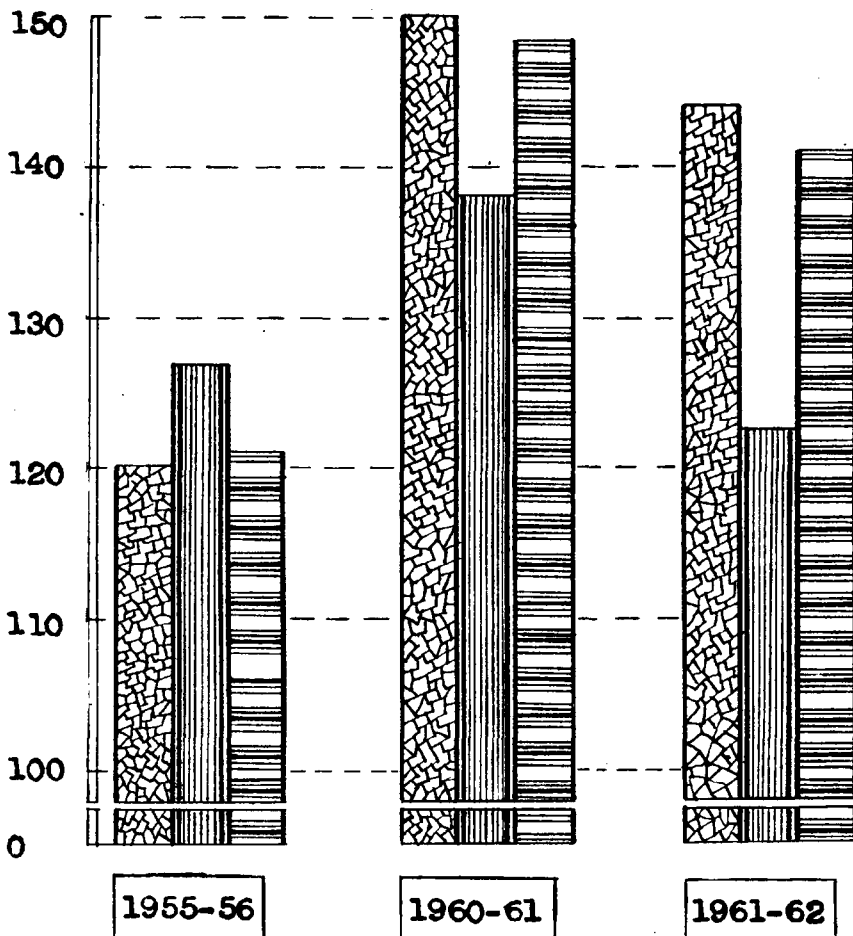
Non-Foodgrains



All Commodities



Nos.



CHAPTER I
REVIEW OF ECONOMIC SITUATION IN MADHYA PRADESH
(1961-62)

1.1 The highlights of the agro-economic situation prevailing in the State during the period under review as compared with previous year were considerable increases in the output of two important cereals, *viz.*, rice and wheat which recorded a perceptible increase over previous year's levels; significant rise in industrial production; mixed trends in the wholesale prices of agricultural commodities, satisfactory condition of labour both in agriculture and industry and perceptible expansion of employment opportunities.

Agriculture—

1.2 In spite of considerable increases in the production of rice, wheat and gram under foodgrains and of oilseeds and sugarcane under commercial crops, the overall agricultural production declined mainly due to the fall in the production of jowar and maize under foodgrains and cotton under commercial crops. The decline could be attributed to adverse weather conditions and resultant heavy damage to crops mostly by untimely rains during August and September 1961 and damage to pulse crops over a large area on account of severe cold. An exception to the generally decelerating trend in agricultural (particularly foodgrains) output was that of Rice which continued to maintain a secular uptrend in production touching an all-time record high of 34.3 lakh tons in 1961-62 as against 33.9 lakh tons in 1960-61 and 32.7 lakh tons in 1958-59. Wheat production also went up to 21.4 lakh tons from 19.2 lakh tons in 1960-61 and that of Gram was only a shade higher by about 0.2 lakh tons at 8.7 lakh tons in 1961-62 from 8.5 lakh tons in 1960-61.

1.3 The year 1961-62 was a bad crop year for the State, while for the country as a whole, it was a year of stagnant output. The All-India Index of agricultural production (Base 1949-50=100) practically stabilised at 139.9 in 1961-62 as compared to 139.1 in 1960-61, while the State index fell from 148.39 in 1960-61 to 141.03 in 1961-62. The indices for both foodgrains and non-foodgrains receded to 144.06 and 122.48 respectively in 1961-62 from 150.07 and 138.12 respectively in 1960-61, thereby showing a shortfall of 4.00 per cent and 11.3 per cent respectively over the year. Foodgrains production was, however, higher by 20 per cent in 1961-62 as compared to the level at the end of the first plan (1955-56) as is shown in the following table:—

TABLE No. 1.1

Indices of agricultural production in Madhya Pradesh

Commodity	(Base year 1952-53-100)		
	1955-56	1960-61	1961-62
1	2	3	4
Foodgrains	120.21	150.07	144.06
Non-Foodgrains	126.83	138.12	122.48
All commodities	121.13	148.39	141.03

TABLE No. 1.2
Agricultural Production

(In lakh Tons)

Commodity				1955-56	1960-61	1961-62
1				2	3	4
Foodgrains.—						
1.	Rice	28.6	33.9	34.3
2.	Wheat	15.4	19.2	21.4
3.	Jowar	7.6	14.6	8.7
4.	Gram	8.0	8.5	8.7
5.	Maize	1.9	5.3	4.3
6.	Tur	3.4	3.4	2.3
Total Foodgrains (including all foodgrains).				75.9	96.9	91.3
Commercial crop—						
1.	Oilseeds*	4.4	4.9	5.1
2.	Sugarcane†	1.2	1.3	1.4
3.	Cotton (Lint) ‡	4.0	4.5	2.1

* Including Groundnut, Sesamum, Linseed, Rape and Mustard and Castor seed (Weight in lakh tons).

† In lakh tons (In terms of raw gur).

‡ In lakh bales of 392 lbs. each.


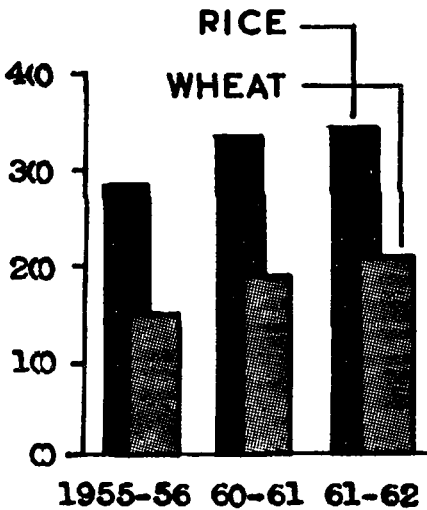
Industry.—

1.4 The rapid pace of industrialization in the State was equably maintained and larger facilities were provided to the industrialists and new entrepreneurs for obtaining cheaper power, water, land, technical assistance and tax-relief. Industrial output during 1961-62 in respect of cement, cloth, match, pig-iron, steel ingots and newsprint, etc., increased as compared with 1960-61, while the output of sugar declined. The constriction in the production of sugar from 339 thousand tons in 1960-61 to 31.5 thousand tons in 1961-62 was due to bad sugarcane crop during 1961-62 as also partly to the diversion of sugarcane in large quantities for gur manufacture. The output of cement was higher from 6.42 lakh tons in 1960 to 7.69 lakh tons in 1961, and that of matches from 52.8 thousand gross to 53.1 thousand gross. Production of cloth and yarn rose to 437 million yards and 114 million lbs. respectively in 1961 from 429 million yards and 104 million lbs. respectively in 1960. The output of newsprint in the Nepa Paper Mills increased from 22.3 thousand tons in 1960 to 25.2 thousand tons in 1961. The Bhilai Iron and Steel Plant showed substantial increase in the output of Pig-iron and steel ingots from 661 thousand metric tons and 318 thousand metric tons respectively in 1960 to 957 and 701 thousand metric tons respectively in 1961.

AGRICULTURAL PRODUCTION

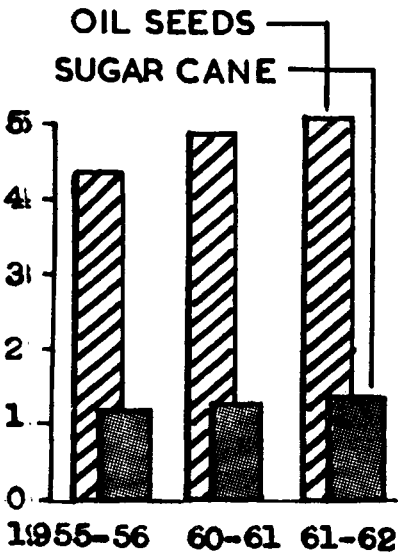
FOOD CROPS

(LAKH TONS)

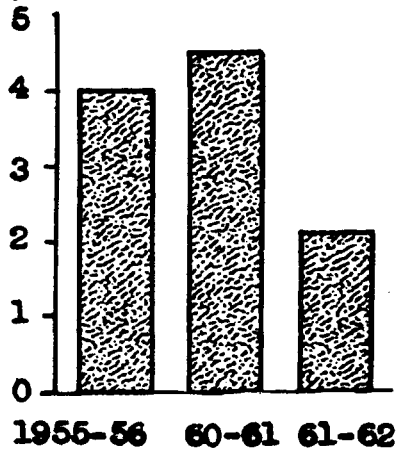


COMMERCIAL CROPS

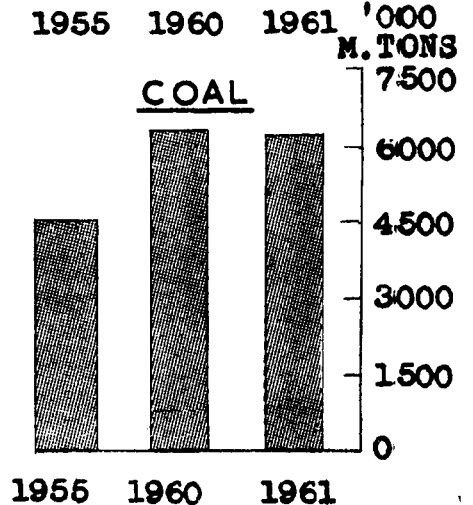
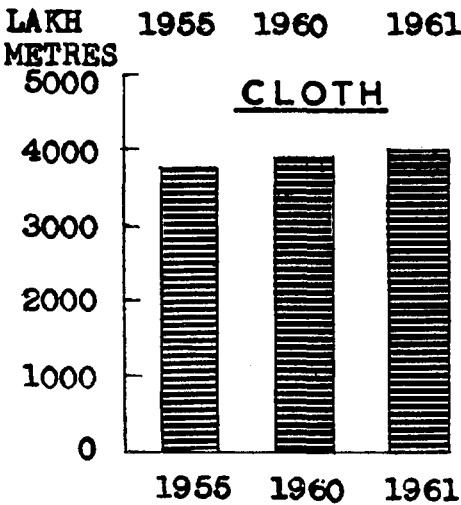
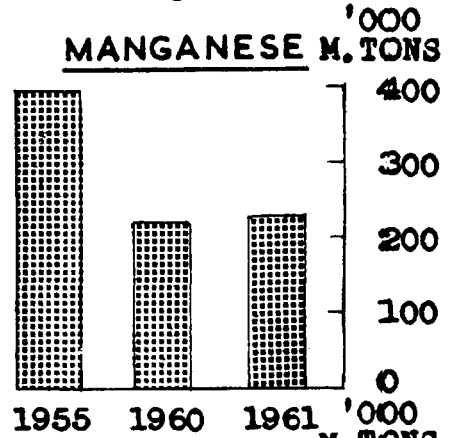
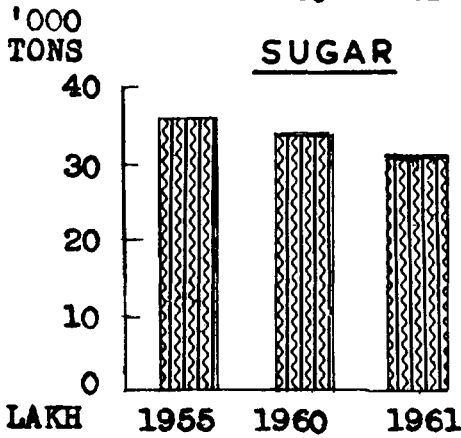
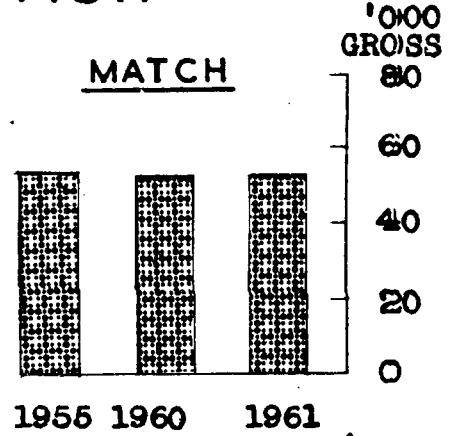
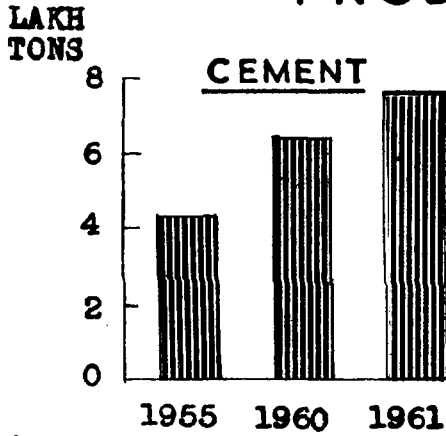
(LAKH TONS)



(LAKH BALES OF 392 LBS EACH)



INDUSTRIAL AND MINERAL PRODUCTION



Production of minerals, e.g. manganese, limestone, iron-ore, dolomite and diamond also increased in 1961 over 1960 level. The State produced a large variety of minerals valued at Rs. 20.81 crores during the year 1961. Electricity generated in the State was 682 million kwh. in 1961-62 as compared to 477 million kwh. in 1960-61 while consumption of electricity also rose from 406 million kwh. in 1960-61 to 581 kwh. in 1961-62. The following table shows industrial and mineral production in Madhya Pradesh.

TABLE No. 1.3
Industrial and Mineral Production in Madhya Pradesh

Item	Unit	1955	1960	1961
1	2	3	4	5
1. Cement Lakh Tons.	4.34	6.42	7.69
2. Match '000 Gross.	54.8	52.8	53.1
3. Sugar '000 Tons.	36.3	33.9	31.5
4. Pig Iron	.. '000 Metric Tons.	..	660.9	957.1
5. Steel Ingots	.. '000 „	..	318.3	701.6
6. Newsprint	.. '000 Tons.	..	22.3	25.2
7. Coal '000 Tons.	4,595.0	6,307.0	6,286.0
8. Manganese	.. '000 M.Tons.	395.6	219.1	227.2
9. Limestone	.. '000 M.Tons.	1,035.3	1,990.3	2,332.8
10. Iron ore	.. '000 M.Tons.	6.5	1,448.7	2,300.8
11. Diamond	.. Carats.	1,787.0	1,159.0	1,309.0
12. Cloth Lakh Mets.	3,779.0	3,918.0	3,995.0
13. Yarn Lakh lbs.	1,012.0	1,040.0	1,137.0

P—Provisional.

Price Situation.—

1.5 Mixed trends in the wholesale prices of important agricultural commodities were witnessed in the State during 1961-62. While prices of rice, bajra, urad, moong, batra and sesamum declined as compared with the preceding year, those of wheat, gram, jowar, tur, masoor and some oilseeds registered moderate increases. Rise in wheat prices was partly due to the lifting of embargo on free movement of wheat and wheat products by the Government of India in April, 1961. The Reserve Bank of India also relaxed its restriction relating to advances against wheat in May, 1961.

1.6. The Economic Adviser's All-India General Index of wholesale prices increased from 124.9 for 1960-61 to 125.1 for 1961-62. However, the prices for agricultural commodities exhibited a decelerating trend, their index having declined from 123.8 for 1960-61 to 122.8 for 1961-62. Prices of food articles ruled almost steady with only 0.1 point increase, the group index having risen from 120.0

in 1960-61 to 120.1 for 1961-62. Significantly sharp decline occurred in the prices of 'Liquor and Tobacco' the group index having fallen steeply from 109.9 for 1960-61 to 100.3 in 1961-62. The index of 'Industrial Raw Materials' also exhibited declining trends during the period, while Fuel, Power, Light and Lubricants showed almost steady trends as compared with 1960-61, as may be seen from the table given below:—

TABLE No. 1.4
All-India Index Numbers of Wholesale Prices
(Base 1952-53=100)

Groups	1955-56	1960-61	1961-62
1	2	3	4
Food articles	86.6	120.0	120.1
Liquor and Tobacco	81.0	109.9	100.3
Fuel, Power, Light and Lubricants	95.2	120.0	122.1
Industrial Raw Materials	99.0	145.4	142.6
Manufactures	99.7	123.9	126.6
All Commodities	92.5	124.9	125.1

Cost of living.—

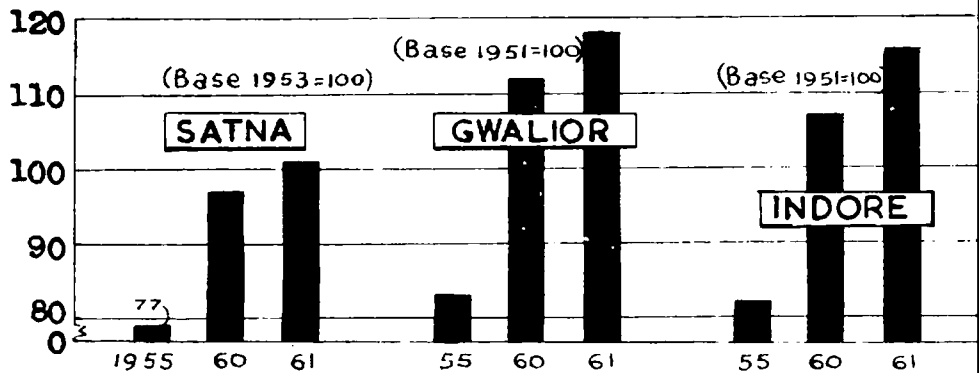
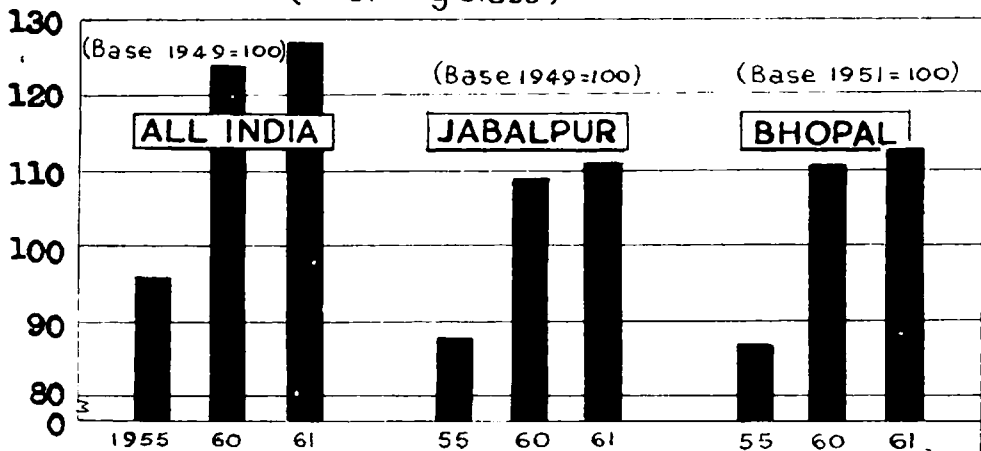
1.7 The All-India Consumer Price Index Number for Working Class (Base 1949=100) went up from 124 in 1960-61 to 127 in 1961-62. In April, 1961 the All-India Index stood at 124 but in August 1961, the index advanced by 4 points to 128 and thereafter it ruled steady up to December, 1961, where after easy trend set in the index showing a decline by one point to 127 in January, 1962. The index stabilised at 127 right up to March, 1962. The annual (calendar year) average indices of State centres, however, indicated an increase over the preceding year. The table below gives Consumer Price Index Numbers of the 5 important centres of the State for which consumer price index for working class is constructed.

TABLE No. 1.5
Consumer price index number for working class

S.No.	Centre	Base year	1955	1960	1961
1	2	3	4	5	6
1. Jabalpur	1949=100	88	109	111	
2. Bhopal	1951=100	87	111	113	
3. Satna	1953=100	77	97	101	
4. Gwalior	1951=100	83	112	118	
5. Indore	1951=100	82	107	116	
6. All-India	1949=100	96	124	127	

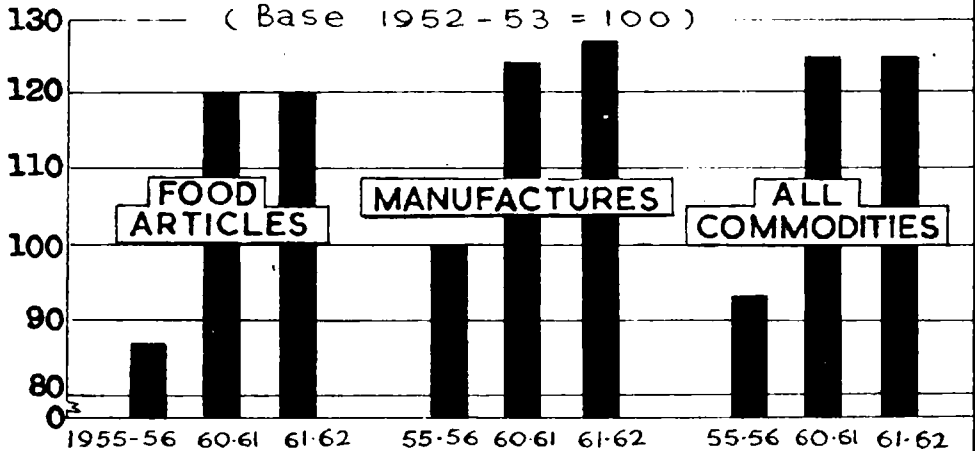
CONSUMER PRICE INDICES

(Working Class)



WHOLESALE PRICE INDICES

(Base 1952-53 = 100)



1.8. It will be evident from the above table that the trends in consumer prices were more or less commensurate with those prevailing in wholesale prices, both in the country and the State.

Labour and employment—

1.9. General labour situation in the State remained satisfactory during 1961-62. Labour was sufficiently available both in agricultural and industrial sectors. In the industrial sector, during October-December, 1961 labour strike in Kotma Colliery of A. C. C. was reported. During February-March, 1962 strikes in Heavy Electricals Ltd., Bhopal and Chirimiri Colliery were reported. The State Employment Exchanges registered a total number of 1,96,278 persons in 1961 as against 1,45,285 registrations in 1960. The number of persons provided with employment through these exchanges also increased considerably from 15,497 in 1960 to 26,238 in 1961 which indicates a growing consciousness among persons to avail themselves of the services of these Exchanges in securing employment.

State Income—

1.10. The total State Income of Madhya Pradesh increased from Rs. 550.5 crores at current prices and Rs. 510.3 crores at constant (1952-53) prices in 1950-51 to Rs. 906.8 crores at current prices and Rs. 847.8 crores at constant (1952-53) prices in 1960-61. The following table shows movement of State Income during the period 1950-51 and 1955-56 to 1960-61 at current and constant prices.

TABLE No. 1.6

Year	At current prices		At constant (52-53) prices	
	Income	Index	Income	Index
	(Rs. Crores)	1950-51=100	(Rs. Crores)	1950-51=100
1	2	3	4	5
1950-51	550.5	100.0	510.3	100.0
1955-56	643.5	116.9	674.0	132.1
1956-57	767.1	139.4	730.2	143.1
1957-58	698.1	126.8	642.7	125.9
1958-59	901.4	163.8	803.2	157.4
1959-60	861.2	156.5	833.5	163.3
1960-61	927.5	168.5	845.1	165.6

1.11. During the First Five-Year Plan, the total income increased by 16.9 per cent at current prices and by 32.1 per cent at constant prices. The annual growth rate thus works out to 3.4 per cent and 6.4 per cent at current and constant prices respectively for the First Plan period. The growth during the Second Plan period was 44.1 per cent at current prices and 25.4 per cent at constant prices which brings out an annual growth rate of 8.8 per cent and 5.1 per cent respectively.

CHAPTER II

SIZE OF THE PLAN AND OVER-ALL PROGRESS

2.1. The Third Five-year-Plan of Madhya Pradesh involves a total outlay of Rs. 30,000.00 lakhs. The sectorwise distribution is given in table No. 2.1.

TABLE No. 2.1

(Rs. in lakhs)

Heads of Development	Third Plan Outlay (1961-66)
1	2
I. Production Sector	
(i) Agriculture and Community Development	7,645.00
(ii) Irrigation and Power	11,780.00
(iii) Industry and Mining	1,050.00
(iv) Transport and Communications	1,780.00
Total ..	22,255.00
II. Social Services Sector	
(v) Education	3,198.00
(vi) Health	2,130.00
(vii) Housing	990.00
(viii) Other Social Services	550.00
(ix) Miscellaneous	877.00
Total ..	7,745.00
Total I+II ..	30,000.00

Financing the Plan—

2.2. For financing the Plan of this magnitude, the State Government have agreed to raise Rs. 93.00 crores and the balance of Rs. 207.00 crores is to be provided by the Central Government as loans and grants. The internal resources are to be raised as shown below:—

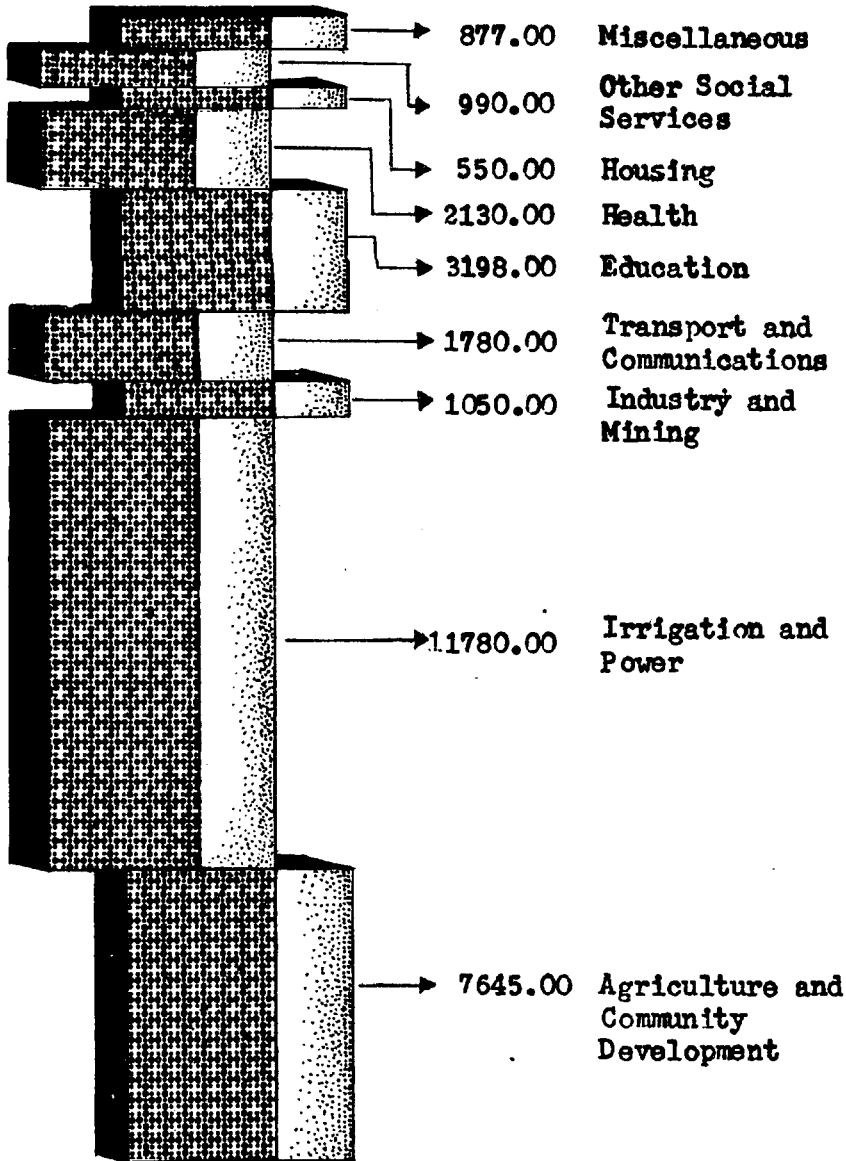
(Rs. in lakhs.)

(i) Balance from current revenue at 1961-62 rates of taxation	(—) 770.00
(ii) Loans from Public	2,500.00

THIRD FIVE YEAR PLAN

(RS. IN LAKHS)

(OUTLAY 1961-66)



(iii) Share of small savings	1,700.00
(iv) Unfunded debts (net)	230.00
(v) Balance of miscellaneous capital receipts over non-plan capital disbursement.	(—) 140.00
(vi) Contribution of public enterprises	980.00
(vii) Additional taxation measures	4,800.00
Total	9,300.00

Size of the Plan for 1961-62—

2.3. An outlay of Rs. 4,300.00 lakhs was fixed for 1961-62 and the actual expenditure was Rs. 3,658.19 lakhs as shown in Appendix I. The details of Plan provision and actual expenditure under different heads of development are given below:—

TABLE No. 2.2

(Rs. in lakhs)

S. No.	Heads of Development	Plan provision, 1961-62	Actual expenditure, 1961-62	Percentage of column 4 to 3
1	2	3	4	5
I. Production Sector				
(i)	Agriculture including minor irrigation	373.25	368.79	98.80
(ii)	Animal husbandry, dairying and milk supply.	66.03	39.87	60.38
(iii)	Fisheries	9.52	4.13	43.38
(iv)	Forests and soil conservation	114.28	92.26	80.73
(v)	Co-operation	85.08	68.71	80.76
(vi)	Community development and panchayats	384.38	398.38	103.64
Total—Agriculture and Community Development.		1,032.54	972.14	94.15
(vii)	Irrigation	710.90	584.75	82.25
(viii)	Power	965.00	900.00	93.26
Total—Irrigation and Power		1,675.90	1,484.75	88.59

(Rs. in lakhs)

S. No.	Heads of Development	Plan provision 1961-62	Actual expenditure, 1961-62	Percentage of column 4 to 3
1	2	3	4	5
(ix)	Industry	129.52	111.47	86.06
(x)	Mineral development	3.80	3.77	99.21
Total Industry and Mining		133.32	115.24	86.44
(xi)	Roads and Road Transport	226.03	194.96	86.25
Total—Transport and Communications		226.03	194.96	86.25
Total (1) Production Sector		3,067.79	2,767.09	90.20
II. Social Services Sector				
(xii)	Education	480.40	297.32	61.89
(xiii)	Health	331.70	290.38	87.54
(xiv)	Housing	69.86	72.37	103.59
(xv)	Labour and Labour Welfare	15.24	12.53	82.22
(xvi)	Welfare of Backward Classes	101.58	70.38	69.29
(xvii)	Social Welfare	10.89	2.62	24.06
(xviii)	Statistics	3.56	0.97	27.24
(xix)	Publicity	5.01	1.62	32.34
(xx)	Welfare of Prisoners	1.27	0.51	40.16
(xxi)	Local Bodies development	9.52	6.04	63.45
(xxii)	State Capital Project	200.00	133.18	66.59
(xxiii)	Development of Presses	3.18	3.18	100.00
Total—(2) Social Services Sector		1,232.21	891.10	72.32
Grand Total (I+II)		4,300.00	3,658.19	85.07

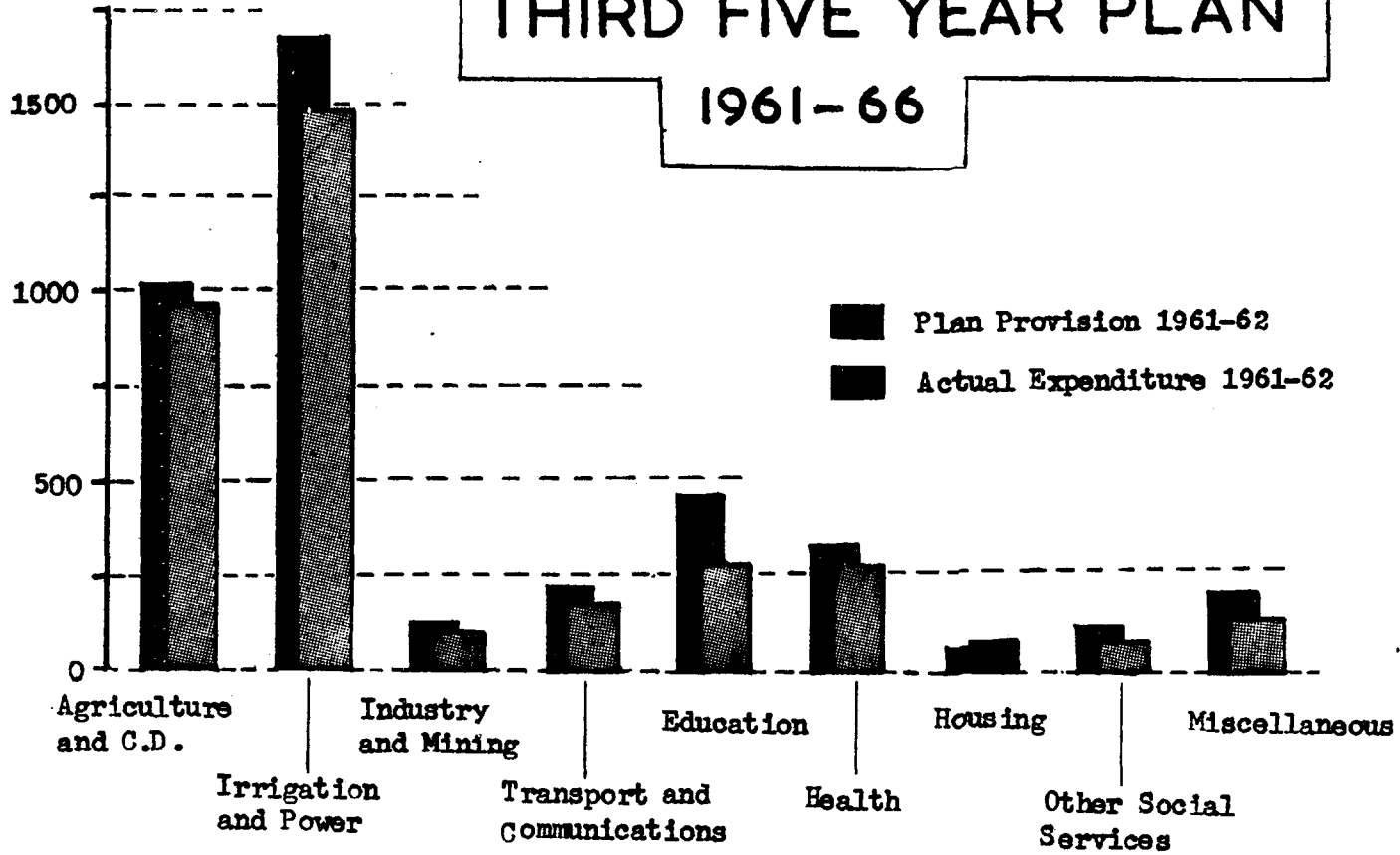
2.4. For financing the plan, it was estimated that Rs. 13.00 crores will be found by the State Government and the balance of Rs. 30.00 crores will be provided by the Government of India as Central assistance in the form of loans and grants. In view of the short fall in resources, it was desired to limit the expenditure during 1961-62 to Rs. 38.00 crores out of which Rs. 36.58 crores were actually spent. Rs. 10.68 crores by the State Government from its own resources and Rs. 25.9 crores provided by the Government of India as Central assistance.

2.5. Under the Centrally sponsored programme, for which only the State's share is provided in the Plan or which is wholly financed by the Central Government and is not included in the State Plan, an expenditure of Rs. 414.91 lakhs was incurred and the Centre's share was Rs. 295.63 lakhs. The details of this are given in Appendix II.

(Rs. IN LAKHS)

THIRD FIVE YEAR PLAN

1961-66



2.6. The important achievements in different sectors are given below:—

Agriculture including Minor Irrigation—

2.7. Under 'minor irrigation' 3,609 wells were constructed, 1,064 wells were repaired, 746 irrigation pumps were installed and double cropping was done in 2,05,103 acres. By minor irrigation works executed by the P. W. D. an irrigation potential of 10,650 acres was created. An additional irrigation potential of 14,180 acres was also created during the year from schemes implemented under the Community Development Programme. Under the supply schemes 31,236 tons of nitrogenous fertilisers and 6,733 tons of phosphatic fertilisers were distributed and 8,45,078 tons of compost was prepared and distributed. The target of covering 74.45 lakh acres of area with improved seeds was almost achieved. Ten seed multiplication farms were established and preliminary arrangements for establishing 20 additional seed farms were completed. Other noteworthy achievements were plant protection measures in 82,309 acres, paddy cultivation by Japanese method in an area of 2,47,387 acres, training of 40 gardeners and setting up of one main and 3 sub-stations under the fodder research scheme.

Animal husbandry, dairying and fisheries—

2.8. The important achievements under animal husbandry, dairying and fisheries schemes were establishment of 10 veterinary hospitals, 30 dispensaries and 4 mobile units, expansion of 3 poultry farms and sheep breeding farms, expansion of 5 existing dairies and extension of intensive pisciculture in an additional area of 712 acres. Besides this improvements were made in the Veterinary Colleges at Mhow and Jabalpur and research facilities were increased in the Mhow College. About 20 artificial insemination centres were opened.

Forests and Soil Conservation—

2.9. Under forests and soil conservation, teak plantation was done in an area of 3,400 acres and survey and demarcation in an area of 1,200 sq. miles. About 104 personnel of different categories were trained. Contour bunding was carried out over an area of 39,071 acres and in addition soil conservation operations in 461 acres of shallow ravines in Bhind and Morena districts and 2,025 acres of forest land and bunding of cropped area in an area of 2,12,948 acres was done.

Co-operation—

2.10. About 2923 village service co-operative societies were organised and 50 branches of co-operative central banks were opened. Besides, 112 godowns in rural areas and 32 primary consumers co-operative stores were also started.

Community Development and Panchayats—

2.11 Under the community development programme, 44 new development blocks were opened during 1961-62 and thus from 298 blocks at the end of second Plan the number has increased to 342. The main activities under panchayats were (i) distribution of subsidy amounting to Rs. 11.97 lakhs to 5250 gram panchayats for meeting salaries of panchayat secretaries (ii) construction of 356 panchayat bhawans and (iii) training of 396 panchayat secretaries.

Major and medium irrigation—

2.12. Under the Chambal Multipurpose project, 656.08 lakhs cft. of earth work, 7.47 lakhs cft. of rock cutting work and 36.74 lakhs cft. of masonry and concrete work was done under the main canal. Preliminary work such as survey and investigation was carried out on 4 major projects. Out of 40 spill over medium irrigation projects, 24 were in progress and 16 were under investigation. In

addition, 19 new medium irrigation projects were taken up for implementation during the year under report.

Power—

2.13. During 1961-62 erection of the 4th unit at the Gandhī Sagar Dam was in progress. It has been decided that instead of installing a 10 MW plant at Chandni, it may be installed at Korba. Under the programme of laying of transmission lines, excavation, stubsetting, concreting and backfilling was completed for 333 locations and power erection was done for 189 locations. Under the rural electrification programme, 80 villages were electrified. For the Amarkantak Thermal Station orders were placed for power cables, 132 Kv. transformers, 3.3 Kv. and 415 Volt switchgear and coal handling plant, etc. The scheme of setting up a 4×50 MW set at Korba under stage II was approved by the Planning Commission and detailed project report was prepared. For the Satpura Thermal Station scheme, the sanction of the C. W. and P. C. was awaited. Orders for the boilers were finalised and preliminary works such as sulling of roads, staff quarters, etc. were in progress. The Burhanpur Electric Supply Undertaking was taken over by the M. P. Electricity Board.

Industry and Mining—

2.14. The work on 3 medium-sized projects *viz.* the power alcohol plant, solvent extraction plant and the spinning mill was in progress. Share capital contribution of Rs. 18.00 lakhs was given to Madhya Pradesh State Industries Corporation. Under the hand-loom development programme, loans and subsidies were given to handloom weavers co-operative societies and subsidy was also given on the sale of handloom cloth. A number of training-*cum*-production centres started functioning during the year. Construction of 7 industrial estates, started in the Second Plan, was nearing completion, expansion work of 6 industrial estates *viz.*, Indore, Gwalior, Bhopal, Raipur, Jabalpur and Bilai was in progress and preliminary formalities were completed for setting up an industrial estate at Shahdol. Under handicrafts, subsidy was given to 6 co-operative societies engaged in textile printing, a papier mache, zari embroidery, etc. The existing tuitional classes were expanded. Subsidy was given to 130 craftsmen for the purchase of improved tools and equipment.

2.15. Prospecting of bauxite deposits in Bilaspur and limestone in Bilaspur, Satna, Sidhi, Morena and Raigarh and drilling of limestone deposits in Damoh and Mandasaur districts was done. Prospecting of coal deposits in Betul district was also undertaken during 1961-62.

Roads and road transport—

2.16. During the year 1961-62, 231 miles of metalled roads were constructed, 74 miles of existing roads were up-graded and 90 miles of roads were black-topped and widened. Besides, 81 miles of unsurfaced roads were also constructed.

Education—

2.17. During the year 1961-62, 9 pre-primary and 1696 primary schools were opened; 100 primary and middle schools were converted into junior and senior basic schools and buildings and equipment facilities were given to 114 middle schools and 43 training schools. Besides, 97 additional higher secondary schools were opened and 140 high schools were converted into higher secondary and 5 higher secondary schools into multipurpose schools. Under collegiate education, 2 degree colleges for boys at Bareilly and Jaora and 2 degree colleges for girls at Rewa and Bilaspur were started. Under technical education, special scholarships were awarded to 14 students of engineering colleges, 100 students of

polytechnics and 100 students of junior technical schools. The existing 4 vocational high schools and 2 aided industrial schools were converted into junior technical schools. Under Social Education, 920 circulating libraries were started and 60 non-official organisations were given grants-in-aid amounting to Rs. 0.20 lakh for cultural activities in rural areas. Revision of gazetteer of Gwalior district was completed.

Health—

(a) Water Supply

2.18. Water supply schemes at Khandwa and Bind were completed and improvement of existing waterworks at 8 places was started.

(b) Public Health

2.19. During the year 410 beds were added in district headquarter hospitals. A college of dentistry was started at Indore and 100 ayurvedic dispensaries were opened. Under the national malaria eradication programme, 29 units were continued and under the B. C. G. campaign 11 teams continued to function. Under the family planning and maternity and child welfare programmes, 48 family planning camps and 125 *Matrigrihas* were started.

Housing—

2.20. Under the low income group housing scheme, loans to the tune of Rs. 33.20 lakhs were advanced for the construction of 424 houses. Under the subsidised industrial housing scheme, 408 tenements were constructed for industrial workers and master plan for one town was prepared.

Labour and labour welfare—

2.21. Grants were given for 18 labour welfare centres. Seven new employment exchanges (at district headquarters) and 3 University bureaux were started. The intake capacity of the existing industrial training institutes was increased by 336 seats.

Welfare of Backward Classes—

(i) Schedule Tribes

2.22. For promoting education amongst backward classes scholarships and stipends were granted to students, school buildings and teachers' quarters were constructed, and students were sent on educational tours. For economic up-lift of these people, agricultural subsidy was given to 398 families and one training-cum-production centre was started. Besides this, 78 wells were constructed in scheduled tribes areas.

(ii) Scheduled castes

2.23. Scholarships and stipends were given to students for spreading education amongst scheduled castes. Agricultural subsidy was given to 434 families and 4 community centres and 2 *sanskar kendras* were established.

Social welfare—

2.24. Grants were given to the State Social Welfare Advisory Board for the continuance of 39 welfare extension projects. Grants were also given to 26 social welfare institutions. For the welfare of physically and mentally handicapped persons, number of facilities were provided during the year.

Miscellaneous —**(i) Statistics**

2.25. The estimates of income for Madhya Pradesh for the year 1959-60 both at current and constant prices were prepared and released. Two punchers and two verifiers were received for the mechanical tabulation unit. Reports on Goods Traffic Survey for the first round for four districts *viz.*, Gwalior, Ujjain, Seoni and Rewa were prepared and the Survey regarding improved agricultural practices for Kharif crops was completed and the schedules were scrutinised.

(ii) Publicity

2.26. The Directorate of Information and Publicity continued to publicise the plan programmes. During the year 2 fullfleged information centres and 2 divisional workshops for repairs of radio sets and audio-visual equipment were opened.

(iii) Welfare of prisoners

2.27. In order to provide educational facilities to prisoners 10 teachers were appointed and 2 training centres were started in two jails for imparting technical training to prisoners.

(iv) Local bodies development

2.28. Financial assistance of Rs. 5.72 lakhs was given to local bodies.

(v) State Capital Project, Stage I

2.29. Under the State Capital Project, 1,151 staff quarters, 3 school buildings, 3 play grounds, one hospital building and one club building were completed during the year under review.

CHAPTER III

AGRICULTURE INCLUDING MINOR IRRIGATION

3.1. Agriculture is the backbone of the State's economy as it contributes more than 50 per cent to the State income. Agricultural production programmes have, therefore, been given a very high priority in the State Plan. A provision of Rs. 2,890.90 lakhs has been made in the Third Plan for various schemes of agricultural production. For the year 1961-62, provision of Rs. 373.25 lakhs was made in the Plan out of which Rs. 368.79 lakhs were utilised. The headwise break-up of the outlays, and expenditure incurred are given in Table No. 3.1.

TABLE No. 3.1

(Rs. in lakhs)					
S. No.	Head of Development	Department concerned	Plan outlay, 1961-66	Outlay for 1961-62	Expenditure, 1961-62
1	2	3	4	5	6
(i)	Minor irrigation..	(a) Agri. Deptt...	700.00	88.53	58.95
		(b) Public Works Deptt.	800.00	101.58	133.32
			1,500.00	190.11	192.27
(ii)	Land Development	(a) Agri. Dept. ..	125.00	29.19	74.43
		(b) Survey and Settlement Deptt.	64.00	8.13	7.52
		(c) Revenue Deptt.	46.85	6.09	4.81
			235.85	43.41	86.76
(iii)	Supply scheme ..	Agri. Department ..	491.37	53.11	35.51
(iv)	Other special production programme	..	100.00	14.00	14.05
(v)	Development of commercial crops, etc.	..	162.80	18.81	6.30
(vi)	Agri. research and education.	..	239.52	34.20	21.82
(vii)	Agri. extension training.	(a) ..	35.23	4.15	1.35
		(b) P. D. Deptt.	36.00	4.57	3.52
(viii)	Marketing ..	Agri. Deptt. ..	45.13	5.34	4.47
(ix)	Miscellaneous	30.00	4.87	2.74
(x)	Mixed farming	15.00	0.68	..
Total ..			2,890.90	373.25	368.79

3.2. Details of schemewise expenditure and physical achievements are given in Appendix No. III.

3.3 A brief review of progress made during 1961-62 is given in the following paragraphs.

Minor irrigation—

3.4. The annual Plan provision for minor irrigation schemes to be executed both by the Agriculture Department and Public Works Department was Rs. 190.11 but actually an amount of Rs. 192.27 lakhs was spent. As a result of implementation of various minor irrigation schemes, an irrigation potential of 91,480 acres was created—66,650 acres from schemes of agriculture sector, 10,650 acres from schemes under the P. W. D. sector and 14,180 acres from schemes implemented in community development blocks. A brief review of progress is given below:—

Minor irrigation (Agriculture sector).—The progress of implementation of various schemes under this sector is given in the table below:—

TABLE No. 3.2

S. No.	Scheme	Unit	Targets 1961-62	Achievements 1961-62	
1	2	3	4	5	
(i)	Construction of new wells and repairs of old wells.	Nos.	New ..	2,973	3,609
			Old ..	3,326	1,064
(ii)	Installation of oil engines pumps	..	680	401	
(iii)	Installation of electric pumping sets.	..	1,266	152	
(iv)	Installation of persian wheels..	..	400	193	
(v)	Loans for lift irrigation to co-operative societies.	..	5	2	
(vi)	Loans and subsidies to co-operative societies for flow irrigation	..	5	..	
(vii)	Deepening of wells	..	Boaring	12	11
			Deepening	1,200	1,180
(viii)	Double cropped area	.. Acres ..	1,00,000	2,05,103	

Minor Irrigation Scheme (P. W. D.).—

3.5. During the year 1961-62, out of 73 minor irrigation works spilled over from the second plan, work was in progress on 57 schemes. Three schemes, viz., (i) Semalda, (2) Narola and (3) Methawada were completed and the remaining 13 schemes were under investigation. An additional irrigation potential of 10,650 acres was created during 1961-62.

Minor Irrigation Works in CD/NES areas—

3.6. During 1961-62, 117 minor irrigation works spilled over from 2nd plan were completed and work on 312 schemes was in progress and additional irrigation potential of 14,180 acres was created.

Land Development—**Machine Tractor-cum-Follow up Cultivation**

3.7. During the year an area of 50,000 acres was reclaimed as against the target of 42,000 acres.

Consolidation of Holdings

3.8. The target for the year was the consolidation of 3.20 lakh acres of land. During the year under review consolidation work in an area of 2,02,375 acres of land in 285 villages was carried out. Consolidation work was in various stages of progress over 2,08,424 acres in 354 villages. Four new consolidation parties in the districts of Bhind, Morena, Shahdol and Seoni were created in addition to existing 7 parties. A consolidation training school for the training of the staff was also opened at Rajpur.

Colonisation and Settlement of Landless Labourers

3.9. A colony of 49 landless persons was established in an area of 490 acres of culturable waste land of Dinola, Sanghai and Udaipur villages of Guna district. In addition, 100 families of landless persons were rehabilitated in five districts as per details given below:—

TABLE No. 3.3

District	Name of village	No. of families settled	Area allotted (acres)
1	2	3	4
1. Bhind Nurapur, tahsil Gohad ..	20	88
2. Morena Raghunathpur, tahsil Vijaipur ..	20	250
3. Shivpuri Kanthi, tahsil Shivpuri ..	20	200
4. Guna Banskhedhi, tahsil Guna ..	20	200
5. Jabalpur Shahajpuri, tahsil Jabalpur ..	20	290
Total ..		100	1,028

3.10. Besides completing the survey of culturable waste lands in Jabalpur district and analysis of data in Panna district, survey operations were started in the districts of Bhind, Morena, Gwalior and Guna in 1465 villages.

Supply Schemes—

(a) Distribution of Fertilisers and Manures

3.11. The targets and achievements under the scheme of distribution of fertilisers and manures during the year under review are shown in Table No. 3.4:—

TABLE No. 3.4

S. No.	Scheme	Unit	Physical	
			Targets, 1961-62	Achievements, 1961-62
1	2	3	4	5
(i) Development of local manurial resources and green manuring.—				
	(a) Urban composts	Tons	1,70,000	1,37,000
	(b) Night soil compost	„	11,000	6,957
	(c) Rural compost	„	5,00,000	7,01,121
	(d) Green manuring	Acres	2,00,000	1,81,365
	(ii) Distribution of nitrogenous fertilizers ..	Tons ..	51,000	31,236
	(iii) Subsidised distribution of phosphatic fertilizers.	„ ..	10,000	6,733

(b) Multiplication and Distribution of Improved Seeds :
(Including Seed Farms)

3.12. During the year, 10 seed farms were opened out of the balance of the Second Plan target of 72, bringing their number to 66. Out of 20 seed farms to be opened in the Third Plan, proposals for 19 farms were approved and land acquisition proceedings were in progress. As against the target of 74.45 lakh acres an area of 73.71 lakh acres was covered with improved seeds. Six seed stores were completed.

(c) Plant Protection

3.13. An area of 82,309 acres was treated by various measures and 4,12,705 maunds of stored seeds were treated and protected against insects and pests.

(d) Improved Agricultural Practices

3.14. An area of 2,47,387 acres was covered under the Japanese method of paddy cultivation. For fuller utilisation of irrigation potential Rs. 2.86 lakhs were spent on schemes started in Chambal commanded area. As against the target of 2,000 small demonstration farms, 1,069 such farms were organised on cultivator's fields with a view to convince the cultivators of the benefits of improved agricultural practices.

Other special production programme—

3.15. The "Intensive agriculture district programme" was started in Raipur district in 1961-62. The main feature of the programme is to make available to farmers all the resources needed for increasing crop production like adequate supply of fertilizers, pesticides, improved seeds, improved farm implements, adequate credit based on farm production plans, marketing arrangements, and intensive education, technical and farm management assistance, etc. Under the programme the whole district is divided into 23 blocks. In 1961-62 work was started in 16 blocks having 446 villages and 4.07 lakh acres of land under cultivation.

3.16. During 1961-62, a provision of Rs. 14.00 lakhs was made for this programme against which an amount of Rs. 14.05 lakhs was spent and 8,172 tons of ammonium sulphate, 2,148 tons of superphosphate, 1,694 quintals improved paddy seeds, 411 quintals wheat seeds and 3,200 mds. of green manure seeds were distributed to cultivators. Besides, short and medium term loans of Rs. 59.28 lakhs were advanced to the farmers through co-operative societies. For storage purposes, 24 godowns with a capacity of 4,300 tons were made available to the farmers. About 500 demonstrations of improved agricultural practices were held in an area of 250 acres. For imparting technical know-how of farm plans, etc., various training programmes were conducted at the district, blocks and villages level.

Commercial Crops including Horticulture and Subsidiary Food Crops—

(a) Commercial Crops

3.17. Details of physical targets and achievements under various commercial crops during 1961-62 are given in the table below.—

TABLE No. 3.5

S. No.	Schemes	Unit	Physical	
			Targets, 1961-62	Achievements, 1961-62
1	2	3	4	5
(i)	Development of oil seeds	Tons	7,080	450
(ii)	Cotton development	Bales ...	60,000	24,500
(iii)	Sugarcane development	Tons ..	1,02,100	1,06,776
(iv)	Lac development	Farms Nos.	4	2

(b) Horticulture

3.18. New orchards were established in an area of 1,267 acres. Seventy-seven gardeners were trained and 20 were under training. An area of 11,776 acres was brought under the development of vegetable production scheme and an area of 4,000 acres under improved potato seeds.

Agricultural Research and Education:—

(a) Agricultural Research

3.19. Under the agricultural research programme, preliminary work regarding setting up of regional research stations and soil testing laboratories was initiated. Other schemes such as : (i) Intensification of research on mango, citrus and guava; (ii) Model agronomical trials; (iii) Co-ordinated scheme of simple fertiliser trials on cultivators fields; and (iv) Fodder research were also implemented. Research schemes were also implemented in collaboration with the Indian Council of Agricultural Research.

(b) Improvement of agricultural statistics

3.20. The crop cutting surveys by random sampling method were undertaken for crops like cotton, oilseeds, fruits and vegetables. The ancillary information regarding the extent of use of fertilisers, manures and improved varieties of seeds was collected and utilised to assess their impact on the yield rates of these crops. The annual report in respect of survey of cotton was also prepared and the scheme of rationalised supervision of patwaris work of area enumeration was continued.

3.21. During 1961-62, the indices of agricultural wages for labourers were constructed for all the months of the agricultural year. Indices of farm (Harvest) prices were also constructed. Revised index numbers of agricultural production were constructed with 1956-57 as base. During the year cadastral survey was completed in 150 villages. This survey is essential for the preparation of village maps and for the demarcation of forest and revenue boundaries to improve the accuracy of land records and crop statistics. The survey for preharvest estimation of crop acreage by random sampling method was conducted during the *rabi* season of 1961-62 and the results were being tabulated. The scheme of improving the system of recording of areas under mixed crops was also implemented and the information was being processed.

(c) Agricultural Education

3.22. The existing agriculture colleges were strengthened and their intake capacity was raised to 189 students. A new agriculture college has been opened at Raipur with an intake of 59 students in the first year. Merit-cum-poverty scholarships were granted to 22 M. Sc. and 36 first year students of various agriculture colleges.

Agricultural Extension Training.—

3.23. Under the scheme for imparting training to farmers' sons on government farms, 194 candidates were trained. The Agricultural Information Organisation was strengthened. Awards were given to cultivators for providing incentive for increasing production.

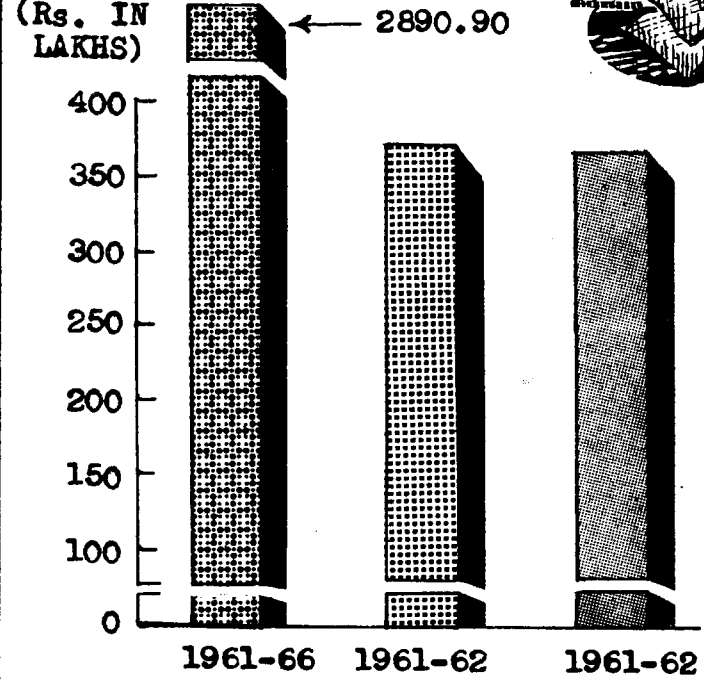
3.24. The existing Integrated Training Centres for *gram-sevaks* were strengthened by providing additional buildings, equipment and teaching aids. The intake capacity of five out of the existing 7 training centres was increased by 50 each.

**AGRICULTURE PRODUCTION
AND
MINOR IRRIGATION**

**ANIMAL HUSBANDRY,
DAIRYING AND
MILK SUPPLY**

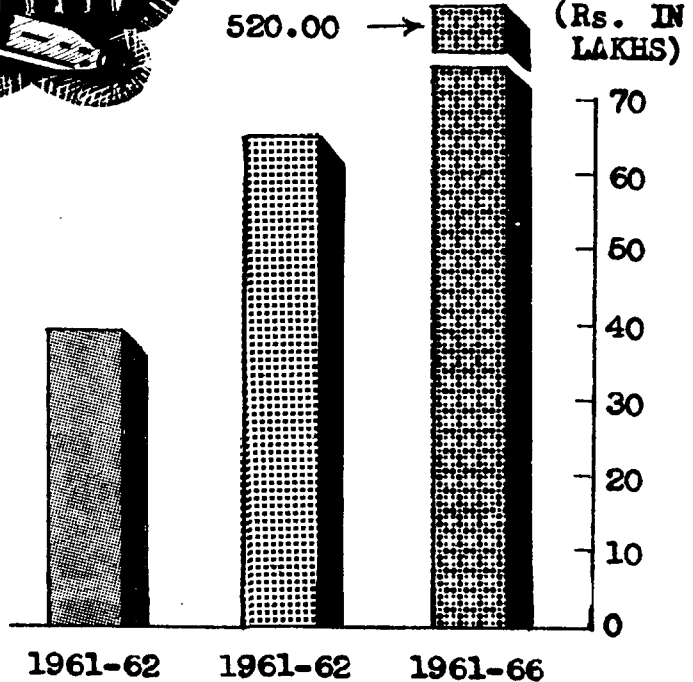


(Rs. IN
LAKHS)



520.00

(Rs. IN
LAKHS)



Third Plan
Outlay

Plan Provision

Actual Expenditure

Marketing.—

3.25. An amount of Rs. 4.47 lakhs was utilised during the year 1931-62 on schemes like changing over to metric system, development of regulated markets, training of market secretaries and officials, co-ordinated market news service and warehousing. Loans were given to 8 marketing societies for development and 5 officials were sent for training.

Miscellaneous—

3.26. A sum of Rs. 2.74 lakhs was utilised for establishing new agricultural engineering workshops and for improving the existing workshops.

CHAPTER IV

ANIMAL HUSBANDRY, DAIRYING AND MILK SUPPLY

4.1. For stepping up agricultural productivity and improvement of nutritional standards of the population, development of livestock is absolutely necessary and particularly in a state like Madhya Pradesh where the livestock population is very large and where yield of milk and milk products is comparatively low, the importance of livestock improvement cannot be overstressed. The cattle are ill-fed and suffer from heavy incidence of diseases and high rate of mortality. In order to improve the breed of the cattle and exercise effective control on diseases a provision of Rs. 520.00 lakhs has been made in the Third Plan for veterinary and animal husbandry development programmes as shown in table No. 4.1.

TABLE No. 4.1

(Rs. in lakhs)

S. No.	Head of Development	Third Plan outlay (1961-66)	Plan outlay, 1961-62	Actual Expenditure (1961-62)
1	2	3	4	5
A.—Animal husbandry	400.00	50.79	33.76
B.—Dairying and milk supply	120.00	15.24	6.11
	Total	520.00	66.03	39.87

4.2. Details of scheme-wise expenditure and physical achievements are given in Appendix No. IV. The progress of various schemes during the year under review is given below :

A.—Animal Husbandry

(i) Development of Livestock—

4.3. Under this programme, 20 artificial insemination units were opened and 3 artificial insemination centres at Gwalior, Bhopal and Bilaspur were expanded. Subsidy for the maintenance of 206 bulls and for rearing 307 calves was given. Subsidy was also given for the purchase of 111 bulls departmentally. The supervisory staff in key villages was strengthened. The cattle breeding farms at Pakaria, Garhi, Agar and the mixed farm at Jagdalpur were expanded and the bull rearing farms at Rodhiya and Aron and the bull depot at Bilaspur were developed. Forage development was undertaken in 100 acres and 86 silopits were prepared for demonstration purposes. A marketing unit was established in the Animal Husbandry Department and one unit for initial and in-service training in artificial insemination was established at the Veterinary College, Jabalpur.

(ii) Goshala Development—

4.4. Four Goshalas *viz.*, (i) Ahilya Mata Goshala (Indore), (ii) Dhamtari, (iii) Bhatapara (Raipur) and (iv) Chhatarpur were given financial assistance during the year 1961-62.

(iii) Establishment of Gosadans—

4.5. Additional buildings were constructed in the five existing gosadans at Okhala (Khargone), Barekhan (Mandsaur), Shivpuri, Shahdol and Gangabir (Jabalpur).

(iv) Veterinary Facilities and Disease Control—

4.6. Under the programme, 10 veterinary hospitals, 30 veterinary dispensaries and 4 libraries at Gwalior, Raipur, Rewa and Bhopal were opened. Improvement of slaughter house and meat market at Indore was undertaken. Four mobile units at Surguja, Sagar, Mandla and Rewa and disease investigation units at Mhow, Jabalpur and Bhopal were established.

(v) Education and Research—

4.7. Under the veterinary education and research programme, both the veterinary colleges at Jabalpur and Mhow were further improved and 97 candidates passed out during 1961-62. The Biological products section in the Veterinary College, Mhow was expanded and more research facilities were provided at both the colleges. The stockmen training classes at Rewa and Shivpuri were also expanded and 249 students, with stipend were admitted for the training, out of which 172 were successful. For specialised training and for training abroad, 5 veterinary assistant surgeons were deputed as against the target of 12.

(vi) Eradication of Rinderpest—

4.8. Under this scheme, 40,69,850 cattle population was covered during the year under report and the number of cattle vaccinated was 31, 92, 347 as against the total of 64,35,298 vaccinations since the inception of the scheme in 1958 till the end of the Second Plan. Under the centrally sponsored scheme of production of rinderpest vaccine, about 25 lakh doses were produced in the veterinary college, Mhow.

(vii) Development of Poultry—

4.9. Under this programme 3 poultry farms at Durg, Bhopal and Chhindwara were expanded and 3 units for preparation and distribution of readymade feed mixture were established at these farms. In addition, 3 poultry centres were also expanded and loans were advanced to private poultry breeders for the expansion of 20 units. Breeding equipments, on the basis of loans and subsidy, were supplied to 55 selected farmers, 140 show cages were distributed and 9,960 chicks were issued at subsidised rates. In addition, 50 selected poultry farmers and departmental staff were trained in modern methods of poultry keeping. Old poultry extension centres were further improved and subsidy for the improvement of poultry houses was given.

(viii) Development of other livestock—

4.10. Two sheep breeding farms at Shivpuri and Minora (Tikamgarh) were expanded and 20 rams were distributed in Gwalior and Bilaspur divisions on exchange basis. The scheme relating to supply of sheep on exchange basis to registered sheep farmers was also implemented. The wool analysis laboratory

at Shivpuri was expanded and one unit for utilization of wool on cottage industry basis was established in Gwalior division. Grant-in-aid of Rs. 0.02 lakh was given to sheep farmers. One piggery development block was started at Jabalpur and 35 boars were distributed. Six units for supply of goats of improved breeds were established in Rewa and Gwalior divisions.

B.—Dairying and Milk Supply

411. Under this scheme, preliminary steps were taken to organise milk unions at Indore, Gwalior and Jabalpur. Loans for cattle improvement were advanced to cattle breeders coming within the jurisdiction of the milk unions, Bhopal and milk producers co-operative society at Pachmarhi. The five existing dairies were further expanded. A survey and statistical unit was started and some staff was trained in dairying. Funds have been placed at the disposal of Co-operative Banks for grant of loans to cattle breeders and milk producers. Rural extension service schemes for increased milk production were also implemented.

CHAPTER V

FISHERIES

5.1. In India where the masses of people are not able to obtain a balanced diet and where milk is not procurable in sufficient quantity, it is imperative to supplement a diet based chiefly on rice as a staple food with cheap source of protein such as fish. Pisciculture naturally claims an important place by providing cheap nutritious food and large employment potential. In Madhya Pradesh, fishery is an important subsidiary industry in many districts.

5.2. In the third Plan, an outlay of Rs. 75.00 lakhs has been provided for fisheries development schemes. For 1961-62, the plan provision was Rs. 9.52 lakhs out of which Rs. 4.13 lakhs were utilised. The schemewise details of expenditure and physical achievements are given in Appendix No. V.

5.3. During 1961-62 nearly 40 lakh carp fingerlings were stocked and 467 metric tons of fish was produced departmentally. Besides, 2,000 Mds. of fish was produced in the private sector from large reservoirs and rivers, streams and irrigation channels. The total value of 4,633 metric tons of fish (including 2,016 metric tons from pisciculture in block areas) at the rate of Rs. 1,072 per metric ton was about Rs. 50.00 lakhs. The progress of various schemes is briefly reviewed in the following paragraphs.

Intensive Pisciculture

5.4. Five units of fish seed farms were established in five districts and 712 acres of water area was stocked with 5,91,175 fry and 18,770 fingerlings. Katcha nursery construction was done in 2.38 acres. During the year 113 development blocks were covered and 1,070 tanks with an area of 4,500 acres were stocked with 78.20 lakhs fry by 154 Gram Panchayats, 31 co-operative societies, 680 fish farmers and Vikas Mandals. In all 865 parties undertook fish culture. From this, nearly 2,016 metric tons of fish, worth about Rs. 21.60 lakhs was expected to be produced.

Development of fisheries in multipurpose river projects

5.5. One unit was expanded and 800 acres of water area was stocked with 6,00,000 seeds purchased from Calcutta and 2,00,000 fish seed collected from local resources.

Fisheries-extension in C. D. Blocks

5.6. The existing units were continued and two new units were established. About 354 acres of water area was stocked with fish seeds and 17 tons of fish was extracted from 3 block tanks. Besides, 20 village level workers were trained.

Assistance to fishermen co-operative societies and gram panchayats and fishing facilities to fishermen co-operatives in departmental tanks

5.7. Loans of Rs. 0.29 lakh and subsidies of Rs. 0.21 lakh were given to 18 and 17 co-operative societies respectively. The policy of granting fishing facilities to the fishermen's co-operatives in departmental tanks was implemented. Some of the 62 co-operatives and 153 Gram Panchayats contributed to the betterment of the village communities by giving a part of their profits towards construction of high schools, primary schools, temples, roads and repairs of tanks and also for the

implementation of the 'Nalkoop-Yojna' in their areas. Balod village of district Durg and Balsamund and Nagri villages of Raipur district have been electrified from earnings through fishery industries. In Sarasgaon village Rs. 0.55 lakh were raised by gram panchayats for setting up a cold storage unit.

Reclamation of fallow water

5.8. The existing unit was continued and a new unit was established and tractor and reclamation machinery was purchased.

Training and education

5.9. With the intensified fish culture it has become necessary to impart training to the departmental field staff and also to village level workers, fish-farmers and fisher folk. Senior officers are trained in the Central Fisheries Training Institute, Bombay and the Central Inland Fisheries Training Centre, Barrackpore, Calcutta. During the year under review two A. F. O.'s were trained in Calcutta. For junior field staff, a training school has been started at Nowgong in Chhatarpur district with an intake capacity of 15 candidates, 5 departmental and 10 stipendiaries who after training are employed as fishery inspectors. During 1961-62, 15 candidates were trained in this school. Fishery is included in the curriculum of the village level worker training centres of the State and the fish farmers and fish folk are imparted the necessary know-how by organising block-level refresher courses. Thus, 744 V. L. W.'s and 50 fishermen and fish-farmers were benefitted.

Fisheries research, survey and statistics


5.10. The three existing units of branch laboratory were expanded and different types of species of fish were collected and preserved for museum. Work of construction of cemented cistern, huts and electrification of fish farm was completed at Bhopal.

Investigation of trapa-cum-fish culture

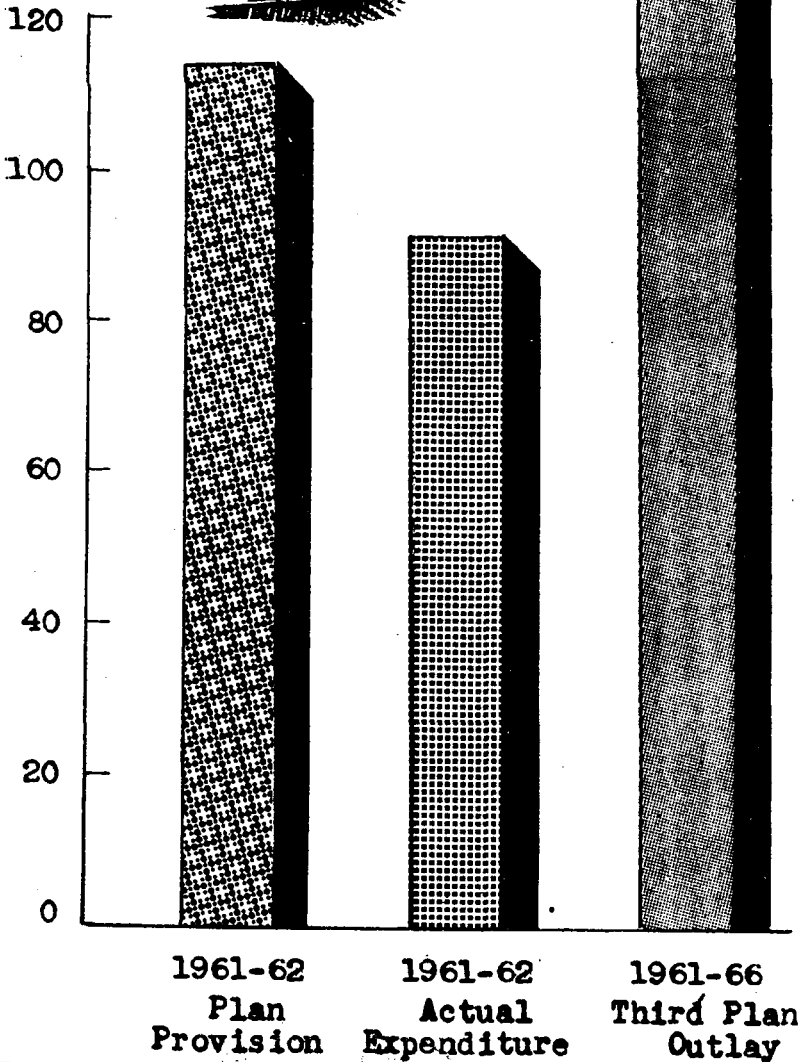
5.11. A new unit was established. About 41,918 fingerlings were stocked in 42 acres of water area. Besides, 1.06 lakh fry were purchased from Calcutta. Three tanks were surveyed and preliminary soil analysis was done at Jabalpur.

FORESTS AND SOIL CONSERVATION

(Rs. IN LAKHS)



949.10



1961-62
Plan
Provision

1961-62
Actual
Expenditure

1961-66
Third Plan
Outlay

20-040840

TRAI SECRETARIAT LIBR

CHAPTER VI

FORESTS AND SOIL CONSERVATION

6.1. Forests of Madhya Pradesh occupy about 2/5th of the State's land or nearly 1/4th of the total forest area of the Indian Union. Keeping in view the large forest area under the management of the State Forest Department and the necessity to develop them more intensively, an outlay of Rs. 949.10 lakhs (Rs. 600.00 lakhs in Forestry sector and Rs. 349.10 lakhs for Soil Conservation scheme) has been provided in the Third Plan. The plan provision for forestry and soil conservation schemes for 1961-62 was Rs. 114.28 lakhs out of which Rs. 92.26 lakhs were utilised. The break up of Plan provision and expenditure is given in the table No. 6.1.

TABLE No. 6.1

(Rs. in lakhs)

S. No.	Head of Development	Third Plan outlay, 1961-66	Plan outlay, 1961-62	Actual expendi- ture, 1961-62
1	2	3	4	5
		Rs.	Rs.	Rs.
A.—Forestry schemes		600.00	76.19	59.59
B.—Soil conservation schemes:—				
(i) Agriculture Department		329.10	35.55	29.43
(ii) Forest Department		20.00	2.54	3.24
	Total ..	949.10	114.28	92.26

6.2. Details of schemewise expenditure and physical achievements are given in Appendix No. VI. A brief review of the progress of different schemes implemented in 1961-62 is given in the following paragraphs.

A.—Forestry Schemes

(i) Farm forestry

6.3. Due to late finalization of the blocks in which the scheme of farm forestry was to be implemented and lack of public co-operation, the scheme could not progress satisfactorily. As against the target of raising of village forests in 100 community development blocks over an area of 6,000 acres, only 826 acres of area could be covered.

(ii) Economic plantation

6.4. Under this scheme, it was proposed to cover an area of 3,000 acres by teak plantation. The target was fully achieved and an area of 3,400 acres was brought under teak plantation. Similarly, the target of road side plantation over a length of 50 miles was also achieved.

(iii) Consolidation, reservation, demarcation and management of forests

6.5. Under this scheme the target for 1961-62 was the continuance of working schemes (Circle No. 1), preparation of working schemes covering an area of 1,700 sq. miles, survey and demarcation of an area of 1,800 sq. miles and settlement works in an area of 600 sq. miles. During the year the existing working scheme continued in Circle No. 1, 8 new working schemes covering an area of 1,700 sq. miles were prepared; survey and demarcation work in an area of about 1,200 sq. miles was completed and settlement work was done in Indore Circle.

(iv) Working plan organisation and forest resources survey

6.6. According to programme, revision of 5 existing working plans, *viz.*, (i) South Surguja; (ii) Jashpur; (iii) Bhopal; (iv) Dhar, and (v) Mandla was in progress and 4 new working plans, *viz.*, North Surguja, Umaria, Bastar and Dewas were completed. As against the target of survey of forest resources in an area of 200 sq. miles an area of 10 sq. miles only could be surveyed.

(v) Rehabilitation of degraded forests

6.7. Under this scheme, it was proposed to carry out rehabilitation work in an area of 40,000 acres, against which work in an area of 34,714 acres was completed.

(vi) Forest Protection

6.8. For better management and protection of forests the Government have decided to reduce the territorial jurisdiction of the conservators of forests and divisional forest officers and for this purpose one additional circle, 5 divisions, 9 sub-divisions, 25 ranges, 50 range assistants circles and 250 forest beats were created in 1961-62 and the target was achieved.

(vii) Training of staff

6.9. Under this scheme, the target was to depute 25, 50, 30 and 25 candidates for training in S. F. S. course, Ranger's course, Dy. Ranger's course and Forester's course respectively. Candidates for S. F. S. course were selected but due to postponement of the date of training no candidate could be deputed. Under the subordinates' training programme, 41 candidates were trained as Rangers, 30 candidates as Dy. Rangers and 33 candidates as Foresters.

(viii) Construction of forest roads

6.10. Communications are necessary for the proper exploitation of forest resources in the interior areas. Keeping this in view it was proposed to construct fair weather roads over a length of 300 miles out of which 215 miles were completed in 1961-62.

(ix) Construction of buildings

6.11. For efficient supervision, residential accommodation for subordinate forest personnel is needed. The target for 1961-62 was construction of 140 buildings. During the year construction of 110 buildings was completed and 30 buildings were under construction.

(x) Nature conservation

6.12. During 1961-62 establishment of a game sanctuary at Dubri in Sidhi district and improvement in Kanha National Park in Mandla District were planned. During the year, material for the construction of a forest Rest-house in Dubri Game sanctuary was collected and various improvement works were carried out in Kanha National Park.

(xi) Forest research

6.13. One Forest Research Station is to be established at Jabalpur during the Third Plan. Land for this purpose was acquired from the Agriculture Department.

(xii) Amenities to labourers and staff

6.14. During the year, renovation of 93 wells was done as against the target of 120 wells.

(xiii) Development of pasture and grazing

6.15. For 1961-62, improvement of pasture and grazing lands in an area of 2,000 acres was proposed. Necessary improvement measures were carried out in 4 circles, *viz.*, Indore, Gwalior, Hoshangabad and Central Circles.

(xiv) Development of minor forest products

6.16. Under this scheme, it was proposed to raise bamboo and Khair plantation over an area of 200 acres and the target was achieved.

(xv) Forest labour co-operative societies

6.17. To save the tribal and forest labourers from exploitation by private contractors it was proposed to organise them into forest labour co-operative societies. During the year, 3 societies were organised and financial assistance by way of share capital contribution, loans and staff subsidy was given to these societies.

B.—Soil Conservation

6.18. Soil conservation schemes play an important role in increasing agricultural production. These schemes are being implemented both by the Agriculture and the Forest Departments, the former in the agriculture land and the latter in forest areas. The progress made during 1961-62 is as under:—

(i) Soil conservation (By Agriculture Department)

6.19. Under the programme of bunding of cropped area, an area of 2,12,948 acres was covered as against the target of 60,000. Dry farming was taken up in 4,05,950 acres as against the target of 5,00,000 acres. Under the Hirakud catchment area scheme an area of 880 acres was brought under soil conservation measures as against the target of 1,900 acres. Contour bunding was done in an area of 39,071 acres against the target of 52,000 acres. About 219 persons were trained in soil conservation.

(ii) Soil conservation (By Forest Department)

6.20. Soil conservation measures were carried out in 2,025 acres of forest areas as against the target of 2,000 acres.

Centrally sponsored schemes

6.21. Under this programme, schemes regarding (i) Soil conservation measures in the catchment areas of the river valley projects of Hirakud and Chambal, (ii) Plantation of fast-growing species, (iii) Pilot demonstration project, and (iv) Dry farming pilot demonstration and research were implemented and an area of 1,202 acres and 4,05,953 acres of land respectively was covered under the last two schemes.

CHAPTER VII

CO-OPERATION

7.1. Co-operative organisations have assumed special significance in the developing economy of India and particularly in the context of the need for increasing agricultural production in the country. The main objective in the Third Plan of the State is to cover all villages with service co-operative societies and to bring at least 38 per cent of the families in rural areas within the co-operative fold.

7.2. A provision of Rs. 670.00 lakhs has been made in the Third Plan of the State for the implementation of various co-operative development schemes. For 1961-62, a provision of Rs. 85.08 lakhs has been made in the Plan and the actual expenditure amounted to Rs. 68.711 lakhs. Details of schemewise expenditure are given in Appendix No. VII.

7.3. During the year 2,923 co-operative service societies were organised. The total membership of co-operative societies increased to 10,60,000 thereby covering 23.19 per cent of the rural population. Agriculture credit to the extent of Rs. 17.75 crores (short and medium term) was made available to cultivators. Long term credit of Rs. 13.00 lakhs was also made available.

7.4. A brief review of progress during the year under report is given below:—

(i) Village co-operative (service) societies

7.5. It was proposed to organise during 1961-62, 3,000 village co-operative societies—2,500 by revitalization of the existing societies and 500 new societies. As against this, 2,923 societies were organised and staff subsidy of Rs. 3.26 lakhs at the rate of Rs. 180 per society was given to them. In addition, spill-over subsidy amounting to Rs. 8.10 lakhs was also given to 4,500 societies of the second plan.

(ii) Co-operative central banks

7.6. The target for 1961-62 was to open 30 branches of selected central banks and to give financial assistance of Rs. 0.75 lakh to them. During the year under review 50 branches of selected central banks were opened and financial assistance of Rs. 1.25 lakhs was given to them. In addition, managerial subsidy of Rs. 0.50 lakh was also given to 8 central banks of backward areas. Apart from this, the co-operative central banks were given share capital contribution of Rs. 8.66 lakhs from the normal budget. A provision of Rs. 8.58 lakhs was earmarked for the appointment of supervisors by central banks, out of which an expenditure of Rs. 6.00 lakhs was incurred.

(iii) Apex (Central) land mortgage bank

7.7. With a view to give long term loans, a separate Central Land Mortgage Bank was established in March, 1961 and the State Government made an initial contribution of Rs. 10.00 lakhs to its share capital during 1960-61. A further share capital contribution of Rs. 5.00 lakhs was made during 1961-62 from the non-plan budget. A subsidy of Rs. 0.25 lakh was also given to the bank.

(iv) Primary land mortgage banks.

7.8. By the end of Second Plan, 4 primary mortgage banks and 16 co-operative central banks doing land mortgage banking business were functioning in the Mahakoshal area of the State. The programme of setting up primary land mortgage banks in other regions is being stepped up in the Third Plan. During 1961-62, 3 new land mortgage banks were organised and managerial subsidy of Rs. 0.62 lakh was given to all the 23 banks.

(v) Development of primary marketing societies

7.9. During the year 1961-62, the target of organising 16 primary marketing societies equipped with godowns was fully achieved. In addition, 37 special marketing societies were given financial assistance. Subsidy of Rs. 0.14 lakh was also given to 4 primary marketing societies for grading staff and equipment.

(vi) Development of apex co-operative marketing society

7.10. The society was given financial assistance of Rs. 0.49 lakh for the construction of one godown which has been completed.

(vii) Rural godowns

7.11. During the year 1961-62, financial assistance of Rs. 11.20 lakhs was given for the construction of 112 godowns. Out of these 112 godowns, 80 were in Raipur district under the Package Programme.

(viii) Establishment of co-operative processing societies

7.12. Co-operative marketing envisages setting up of processing units also. As against the plan provision of Rs. 5.71 lakhs, an amount of Rs. 6.02 lakhs was given to 8 processing societies in the form of share capital contribution and staff subsidy. The expenditure incurred also includes an amount of Rs. 0.22 lakhs on account of spillover subsidy to existing societies.

(ix) Organisation of joint co-operative farming societies

7.13. It is proposed to organise joint farming societies in the State on a pilot basis. These societies will be given financial assistance in the form of managerial subsidy, subsidy for godown-cum-cattle shed, medium and long term loans and share capital contribution. During the year under review as against the annual plan provision of Rs. 5.90 lakhs an amount of Rs. 2.94 lakhs was spent and 20 societies were formed. In addition, spillover assistance amounting to Rs. 3.24 lakhs was given to better farming societies of the Second Plan. The provision of Rs. 1.90 lakhs for establishing training centres for imparting training to farmers could not be utilized.

(x) Consumers' co-operative stores

7.14. Consumers' co-operative stores are necessary for the supply of consumer goods to urban population at reasonable prices. During the year 1961-62, 32 primary stores were established and financial assistance in the shape of share capital and managerial subsidy of Rs. 1.09 lakhs was given to them. No wholesale store could be organised during the year under report.

(xi) Co-operative training and education

7.15. Co-operative training and education is an essential part of the co-operative development. The aim of the scheme is to impart training to the staff of the Department and the employees of the co-operative institutions. Keeping this in view the existing 4 subordinate training schools were strengthened. Besides, training was also given to 3,427 office bearers, 11,702 managing committee members and 82,002 members and non-members through peripatetic units.

(xii) Administration (Additional staff)

7.16. In order to handle additional volume of work during the Third Plan period, it is necessary to strengthen the Co-operation Department at all levels. Keeping this in view, 340 subordinate personnel were employed at various levels and Rs. 1.81 lakhs were utilized during the year under review.

CHAPTER VIII
COMMUNITY DEVELOPMENT AND PANCHAYATS
Community Development

8.1. The community development programme was initiated in 1952. Madhya Pradesh has been divided into 416 development blocks. By the end of First Plan, there were 141 blocks. Originally the objective was to cover the entire State with development blocks by the end of Second Plan, but as a result of the recommendations of the study team on Community Projects and National Extension Service, the programme was staggered and full coverage of the State will now be achieved by October, 1963. By the end of Second Plan, there were 144 Stage I, 108 Stage II, 10 multipurpose tribal and 36 pre-extension blocks in the State, their total number being 298. These blocks covered 56.59 thousand villages with an area of 99.39 thousand square miles and a population of 181.37 lakhs.

8.2. In the Third Plan of the State, a provision of Rs. 22.50 lakhs has been made for community development programme. As against the plan provision on Rs. 348.00 lakhs for the year 1961-62, actual expenditure during the year amounted to Rs. 367.16 lakhs. Out of this amount Centre's share was Rs. 274.54 lakhs (Rs. 117.07 lakhs as loan and Rs. 157.47 lakhs as grant) and State's share Rs. 92.62 lakhs. Details of expenditure are given in Appendix No. VIII.

8.3. During 1961-62, 44 new blocks covering 7800 villages with a population of 26 lakhs were started. The main achievements in the community development blocks were distribution of 7,32,218 Mds. of improved seeds, 7,63,145 Mds. of fertilizers, 44,931 Mds. of green manure seeds and 9,779 improved implements. Besides, 67,079 demonstrations of improved agricultural practices were organised for stepping up agricultural production. Under minor irrigation schemes 9,492 wells, 281 tanks and 433 channels were constructed. An area of 4,78,203 acres of land was bunded and 2,00,860 acres of land reclaimed. About 2,151 co-operative societies were organised and 1,838 miles of village roads and 1,018 culverts were constructed. Under social education 1,351 literacy centres, 850 reading rooms and libraries and 4,046 youth clubs were organised and 20,657 adults were made literate. Under health and rural sanitation programme, 41 primary health centres were started and 6,452 rural latrines, 38,822 *pacca* drains and 52,970 soakage pits were constructed. About 1,554 *Mahila Samities* and *Mahila Mandals* and 846 *Balwadies* and nurseries were also started and 9,953 smokeless *chullahs* were installed.

8.4. The people's contribution in the form of cash, labour and material was of the order of Rs. 148.45 lakhs.

Centrally sponsored schemes

(i) Local development works

8.5. For 1961-62, an amount of Rs. 99.00 lakhs was provided for local development works and Rs. 39.44 lakhs were utilised. About 3,198 new drinking water wells, 1,898 miles of *kachha* roads, 230 miles of *pacca* roads and 1,213 primary school buildings were constructed. The local people contributed their share in the form of cash, labour and material.

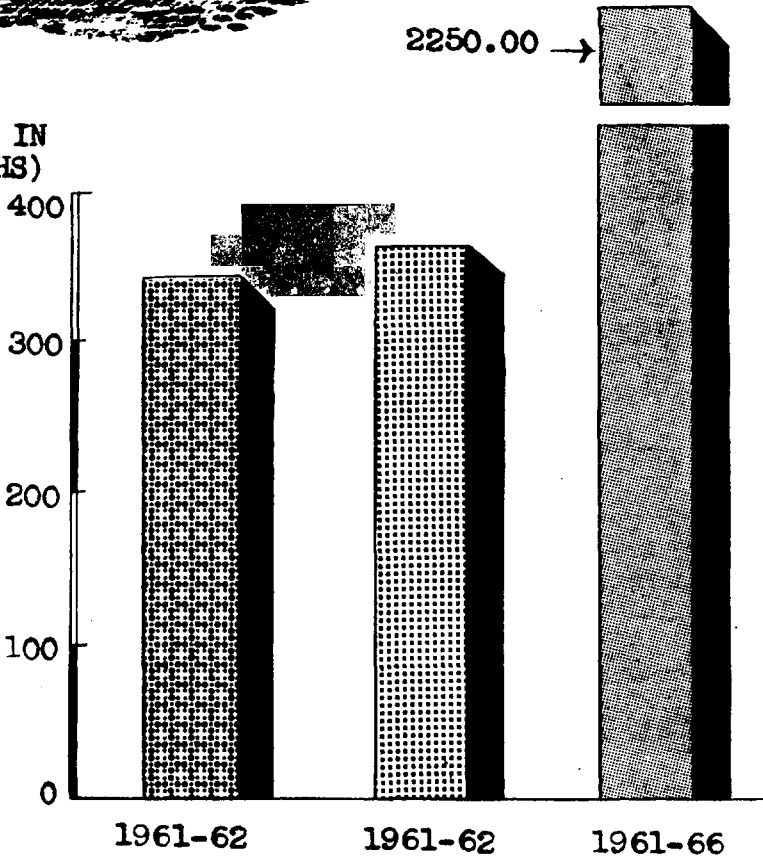
(ii) Special Multi-purpose tribal blocks and tribal development blocks.




8.6. This scheme is fully financed by the Central Government. Out of the plan outlay of Rs. 43.00 lakhs, an amount of Rs. 30.00 lakhs was utilised.



COMMUNITY DEVELOPMENT

(Rs. IN LAKHS)



-  Plan Provision
-  Actual Expenditure
-  Third Plan Outlay

(ii) Pilot projects

8.7. This scheme is also fully financed by the Centre. Out of the Plan outlay of Rs. 11.00 lakhs, an amount of Rs. 2.81 lakhs was utilised.

Village Panchayats

8.8. In the Third Plan of the State, a provision of Rs. 290.00 lakhs has been made for village panchayats. For 1961-62, the plan provision was Rs. 36.38 lakhs out of which Rs. 31.22 lakhs were utilised including an amount of Rs. 14.70 lakhs as initial grant to newly established panchayats of Mahakoshal region. As there was no provision for this grant, this amount was found from savings under different schemes. Details of schemewise expenditure are given in Appendix No. VIII. A brief review of progress of different schemes is given below:—

(i) Subsidy for panchayat secretaries

8.9. A subsidy of Rs. 11.97 lakhs was paid to 5,250 panchayats for appointment of panchayat secretaries in Madhya Bharat and Bhopal regions. As appointments of secretaries to the newly established panchayats of Mahakoshal region could not be made because the Panchayat Act was not enforced, the provision could not be utilised.

(ii) Loans to panchayats for creation of remunerative community assets.

8.10. Government sanction of Rs. 3.17 lakhs alongwith the conditions for grant of loans to panchayats was received late and as such loan could be paid to one gram panchayat only *i. e.* Simga Gram Panchayat (District Raipur) as against the target of 32.

(iii) Panchayat bhawans

8.11. During the year 1961-62, grants-in-aid of Rs. 3.56 lakhs were paid to panchayats for the construction of 356 panchayat bhawans as against the target of 387.

(iv) Training of panchayat secretaries

8.12. The two Training Institutes established at Burwaha and Narsingpur were continued. Out of the five new institutes to be established during 1961-62, only two institutes could be started one at Shivpuri (Gwalior Division) and the other at Mahasamund (Raipur Division). Preliminary arrangements for starting institute in Rewa and Bhopal Divisions were completed. The fifth institute in Bilaspur Division was not started as adequate number of panchayat secretaries to be trained were not forthcoming. During the year 396 trainees were trained in these institutes.

(v) District institutes for community development and panchayats

8.13. Under this scheme, four institutes were started one each at Mandla, Satna, Filaspur and Dabhai (Dhar District) as against the target of 9.

(vi) Production of literature for non-officials

8.14. Under this scheme, an amount of Rs. 0.22 lakh was utilised, out of which the Centre's share was Rs. 0.11 lakh. In the State Plan there is no provision for this scheme and the State's share was found by suitable adjustments.

CHAPTER IX IRRIGATION

9.1. Extension of irrigation facilities is necessary for raising the agricultural output. Keeping this objective in view, a provision of Rs. 4,180.00 lakhs has been made in the Third Five-Year Plan of Madhya Pradesh for irrigation development programme. For 1961-62 a provision of Rs. 710.90 lakhs has been made and the actual expenditure amounted to Rs. 584.75 lakhs. Head-wise break up of the Third Plan outlay, annual plan provision and actual expenditure during 1961-62 is given in Table No. 9.1.

TABLE No. 9.1

(Rs. in lakhs)

S.No.	Head of development	Third Plan outlay (1961-66)	Plan provi- sion (1961-62)	Actual expenditure (1961-62)
1	2	3	4	5
(i)	Multipurpose projects ..	1,050.00	813.00	286.34
(ii)	Major irrigation projects ..	1,400.00	167.88	82.93
(iii)	Medium irrigation projects ..	1,650.00	190.30	204.53
(iv)	Flood control ..	20.00	6.15	0.99
(v)	Other irrigation schemes ..	60.00	33.57	9.96
	TOTAL ..	4,180.00	710.90	584.75

9.2. Details of scheme-wise expenditure are given in Appendix No. IX. A brief review of progress of various irrigation projects during 1961-62 is given below:—

(i) Multipurpose Projects

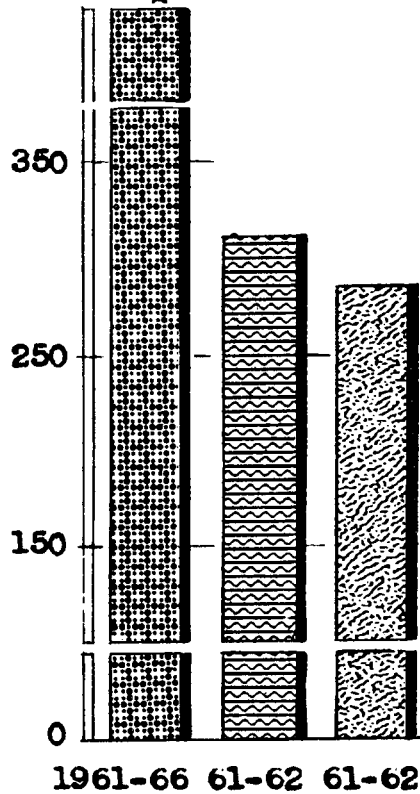
Chambal multipurpose project—

9.3. The Chambal Valley development scheme is a joint venture of Madhya Pradesh and Rajasthan. Under Stage I of the project work is in progress on (a) Gandhi Sagar Dam, and (b) 145 miles of right main canal and its branches and distributaries. An amount of Rs. 313.00 lakhs was provided in the annual plan for this project and the actual expenditure amounted to Rs. 286.34 lakhs.

9.4. (a) *Gandhi Sagar Dam.*—Against the target of 1.37 lakh Cft. of masonry and concrete work, 0.34 lakh Cft. of work was completed, bringing the up to date progress to 256.27 lakh Cft. Most of the works at Gandhi Sagar Dam have since been completed except the spill way bridge, the work of which was in progress at the end of 1962.


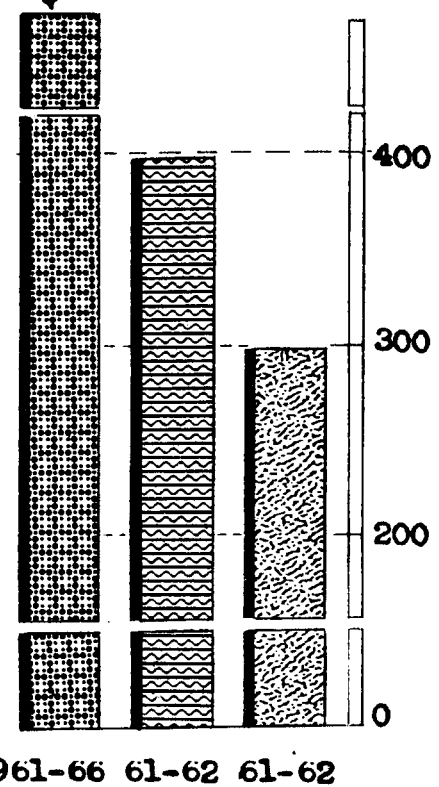
CHAMBAL MULTIPURPOSE PROJECT

(Rs. IN LAKHS) 1050.00



MAJOR AND MEDIUM IRRIGATION SCHEMES

3130.00 (Rs. IN LAKHS)



Third Plan Outlay
 Plan Provision
 Actual Expenditure

9.5. (b) *Right Main Canal.*—(i) *Earth work.*—Against the target of 1,505.00 lakh Cft. of earth work, 656.08 lakh Cft. was completed.

9.6. (ii) *Rock cutting.*—Against the target of 14.70 lakh Cft. of rock cutting work, 7.47 lakh Cft. was completed, thus bringing the cumulative progress to 257.96 lakh Cft. The work of rock excavation in Main Upper Canal is practically complete except for some incomplete reaches.

9.7 (iii) *Masonry and concrete.*—Against the target of 27.00 lakh Cft. of masonry and concrete, 36.74 lakh Cft. was completed, thus bringing the cumulative progress to 208.479 lakh Cft.

(ii) Major irrigation projects

Tawa multipurpose project

9.8. Tawa multipurpose project envisages construction of 144 ft. high and 5,425 ft. long dam, out of which 1,428 ft. will be masonry and rest 3,997 ft. of earth dam across Tawa river (a tributary of Narbada River) approximately half a mile down stream of its confluence with its tributary Denwa in Hoshangabad District. The estimated cost of the project is Rs. 27.10 crores. Work on this project was started in the Second Plan but since the major portion of the work is to be done in the Third Plan a sum of Rs. 10 crores has been earmarked for this project.

9.9. Against the plan provision of Rs. 140.88 lakhs, an expenditure of Rs. 52.43 lakhs has been incurred during the year 1961-62. The targets were completion of approach roads, construction of buildings, jungle clearance, laying of high voltage transmission lines, construction of submersible bridge and purchase of machinery. About 45 per cent of the work was completed. The reasons for slow progress were paucity of technical personnel and equipment which involved foreign exchange.

Barna project

9.10. The project envisages construction of a dam 120 ft. high and 1,100 ft. long and canals taking off from the dam near Bari village in district Raigarh to irrigate an area of 1,64,160 acres of land. It is estimated to cost Rs. 555.70 lakhs. This is a spill-over project from the Second Plan and a provision of Rs. 200.00 lakhs has been made in the Third Plan. At the beginning of the year, there was only one sub-division in charge of Barna Project. One more sub-division for survey of Barna canals and designs of Barna works was added. Preliminary surveys have been completed and the work of construction of residential and non-residential buildings has sufficiently progressed. Approach road has been completed. Design work is in hand.

Hasdeo project

9.11. The Hasdeo Project Phase I is estimated to cost Rs. 3.30 crores. The scheme provides for construction of a barrage across river Hasdeo near Korba in District Bilaspur for taking off an irrigation-cum-power channel from the barrage on the left flank for supplying cooling water to the extent of 400 cusecs to the 200 MW super thermal station at Korba. The work of barrage and canal up to power house is of the highest priority and is to be completed by October, 1964. During 1961-62, preliminary survey for fixing the barrage site and the area to be submerged was completed. Construction of necessary buildings and approach roads and excavation in barrage approach and exit channel was completed.

Halali project

9.12. The project envisages construction of a 96 ft. high and 1,980 ft. long masonry dam across river Halali, a tributary of Betwa in Vidisha-Raisen districts of Madhya Pradesh. The cost of the project is estimated to be Rs. 404.27 lakhs. An amount of Rs. 50.00 lakhs has been provided for this project in the Third Plan. During the year, preliminary investigations were carried out.

(iii) Medium irrigation

9.13. For 1961-62 a provision of Rs. 190.30 lakhs existed for medium irrigation schemes and the actual expenditure amounted to Rs. 204.53 lakhs. Out of 40 spill-over schemes of the 2nd Plan, 24 were in progress and 16 were under investigations. The following 19 new medium schemes included in the Third Plan were also under investigation.

Mayana (Bastar), Kunwarpur or Sutia-nala (Surguja), Sukta (East Nimar), Sitakund (Chhindwara), Katkia or Kishanpura (Indore), Biranj Valley (Narsinghpur), Rupaniakhal or Bhagatpura (Ratlam), Bichia (Mandla), Chandra (Betul), Putka Bichia (Rajgarh), Bargoor (Seoni), Shivna Project (Mandsaur), Johilla (Shahdol), Bandhak (Ujjain), Bilrahi or Paroneh (Shivpuri), Sekelda (Dhar), Pattanda or Sirpohi (Shajapur), Upperken Project (Panna) and Kasiyari (Rewa).

9.14. The additional irrigation potential created by these schemes during 1961-62 is 21.64 thousand acres as against the target of 31.04 thousand acres.

In addition, the following nine medium irrigation schemes of Second Plan on which certain minor works had remained incomplete were completed. (i) Gondli (Durg), Sampna (Betul), Dukrikheda (Hoshangabad), Gangulpara (Balaghat), Kunda (Dhar), Shivgarh Bhedli (Ratlam), Mola Dam (Guna), Govindgarh (Rewa) and Lilji (Satna).

(iv) Flood control

9.15. Against the provision of Rs. 6.15 lakhs for flood control, actual expenditure amounted to Rs. 0.99 lakh during the year. flood protection work on Narbada river in Hoshangabad town was continued.

(v) Other schemes

9.16. A provision of Rs. 33.57 lakhs has been made in the annual plan for survey, investigation, research and preparation of designs, etc. of irrigation projects out of which Rs. 9.96 lakhs were utilised on these activities.

CHAPTER X

POWER

10.1. Generation and supply of power hold the key to the further development of our country. Madhya Pradesh has a large power potential and efforts have been made to exploit this source of energy right from the First Plan. In the Third Plan of the State, a provision of Rs. 76.00 crores has been made for various power schemes. For 1961-62, a provision of Rs. 965.00 lakhs was made and the actual expenditure amounted to Rs. 900.00 lakhs. Details of scheme-wise expenditure and physical achievements are given in Appendix No. X. A brief review of the progress of various schemes is given below:—

Spill over schemes**(i) Chambal Multipurpose project (power part) (Stage I and II)**

10.2. The power station at Gandhi Sagar has been operating with three generating units. During 1961-62, the target was to continue works on the 4th unit and on the Gwalior to Sawai-Madhopur 132 KV. line. During the year the erection of the 4th unit was in progress and it was expected to be completed during 1963. The Stage II of the Project *viz.*, Rana Pratap Sagar Project is to be executed by the Rajasthan Government.

(ii) Korba thermal station

10.3. This scheme is designed to supply power to the Bhilai Steel Plant and the collieries developed by the National Coal Development Corporation at Korba. The only work outstanding to be done is the installation of the 6th boiler at the existing thermal station. During 1961-62, the target was to purchase and erect the 6th Boiler unit and fire fighting equipment. Besides the work on additional coal handling plant and various civil works was to be started. The necessary plant and materials were ordered and it is expected that the 6th boiler would be commissioned in 1963.

(iii) Chandni thermal station

10.4. The 10 MW generating plant, which was originally intended for installation at Chandni will now be installed at Korba in view of the power shortage in Korba-Amarkantak region and the inter-connection of Chambal with Chandni. During 1961-62, the turbo alternator and boiler were to be received at the site. The foundation and structural works at site had been taken in hand and it is expected that this plant would be commissioned during 1963.

(iv) Power supply to Central India coal fields.

10.5. This scheme mostly comprises of 132 KV and 33 KV transmission lines for supply of power to the coal fields of Chirmiri-Bisrampur, Karanji, etc. During 1961-62, the target was to procure line and sub-station materials and erect a part of the 132 KV transmission line. Excavation, stub-setting, concreting and back filling was completed for 333 locations and 88 per cent of the works was completed. Tower erection was done for 189 locations and works completed up to the extent of 50 per cent. Earthing was done for 143 locations.

(v) Rural Electrification

10.6. As against the target of 70 towns and villages, 47 were electrified during 1961-62. Difficulties are being experienced in the implementation of rural electrification scheme due to delay in supply of steel rails and girders used as line supporters.

(vi) Amarkantak thermal station

10.7. During 1961-62, the target was to purchase major plants and equipment for the power station and sub-stations and line materials. Orders were placed for power cables, 132 KV transformers, 3.3 KV and 415 volt switchgear, coal handling plant, domestic chlorinator plant, river and other pumps and ground wires for the 132 KV transmission line.

(vii) Chandni-Indore inter-connection.—

10.8. This scheme envisages a 132 KV transmission line between Indore and Chandni for the inter-connection of Chambal grid with Nepanagar. During 1961-62, the target was preparation of specifications, etc. acquisition of line materials and erection of a part of 132 KV transmission line. Survey of the line was completed, steel was procured and nearly 100 tons of steel was fabricated into towers and stub-setting for nearly 30 miles of the line completed. Insulators for this line were shipped from Japan.

New schemes**(viii) Extension of Korba thermal station (Stage II)**

10.9. This project is to be implemented with Russian aid. During 1961-62, preliminary work such as the site survey, preparation of the detailed project report, construction of railway siding, staff quarters, etc., was to be completed. The scheme for 4 × 50 MW sets was approved by the Planning Commission. At the site works such as collection of certain geological and geographical data, was in progress. The construction of access roads, quarters, etc., was also in progress.

(ix) Satpura thermal station

10.10. This scheme is to be financed from the Development Loan Fund assistance. During 1961-62, the target was completion of site survey, acquisition of site, construction of staff quarters and roads, etc. Sanction for the erection of 5 × 50/60 MW plant was awaited from the C. W. and P. C. Orders were financed for the boilers. At site, 30 per cent of soling of road and hand packing was completed. About 33 per cent work was done on bridge and culvert. Work on temporary staff quarters was in progress.

(x) Transmission system


10.11. This scheme comprises of about 760 miles of 220 KV lines and 420 miles of 132 KV lines to be constructed in the Third Plan. During 1961-62, the target was to procure steel and other materials for the lines of sub-stations, acquire sub-station sites and construct staff quarters, etc. Scheme report for the transmission system was prepared and forwarded to C. W. and P. C. Steel and other materials such as conductor, ground wires, insulators, etc., for the 220 KV lines from Amlai-Jabalpur, Korba-Bhilai and Jharandi to Bodhghat were ordered. The tenders for fabrication and erection of 220 KV lines from Korba-Bhilai and Amlai-Jabalpur were under scrutiny. In addition 50 miles of 132 KV lines were laid.

(xi) Sub-transmission, rural electrification, lift irrigation and normal development.

10.12. During 1961-62, the target was to procure materials for a few 33 and 11 KV lines. Materials for the works to be executed during first two years of the Third Plan were ordered and 3 villages against the target of 10 were electrified.

POWER DEVELOPMENT

INDUSTRIES



(Rs. IN LAKHS)

← 7600.00

1400
1200
1000
800
600
400
200
0

1961-66

1961-62

1961-62



Third Plan
Outlay



Plan Provision



Actual Expenditure

1020.00 →

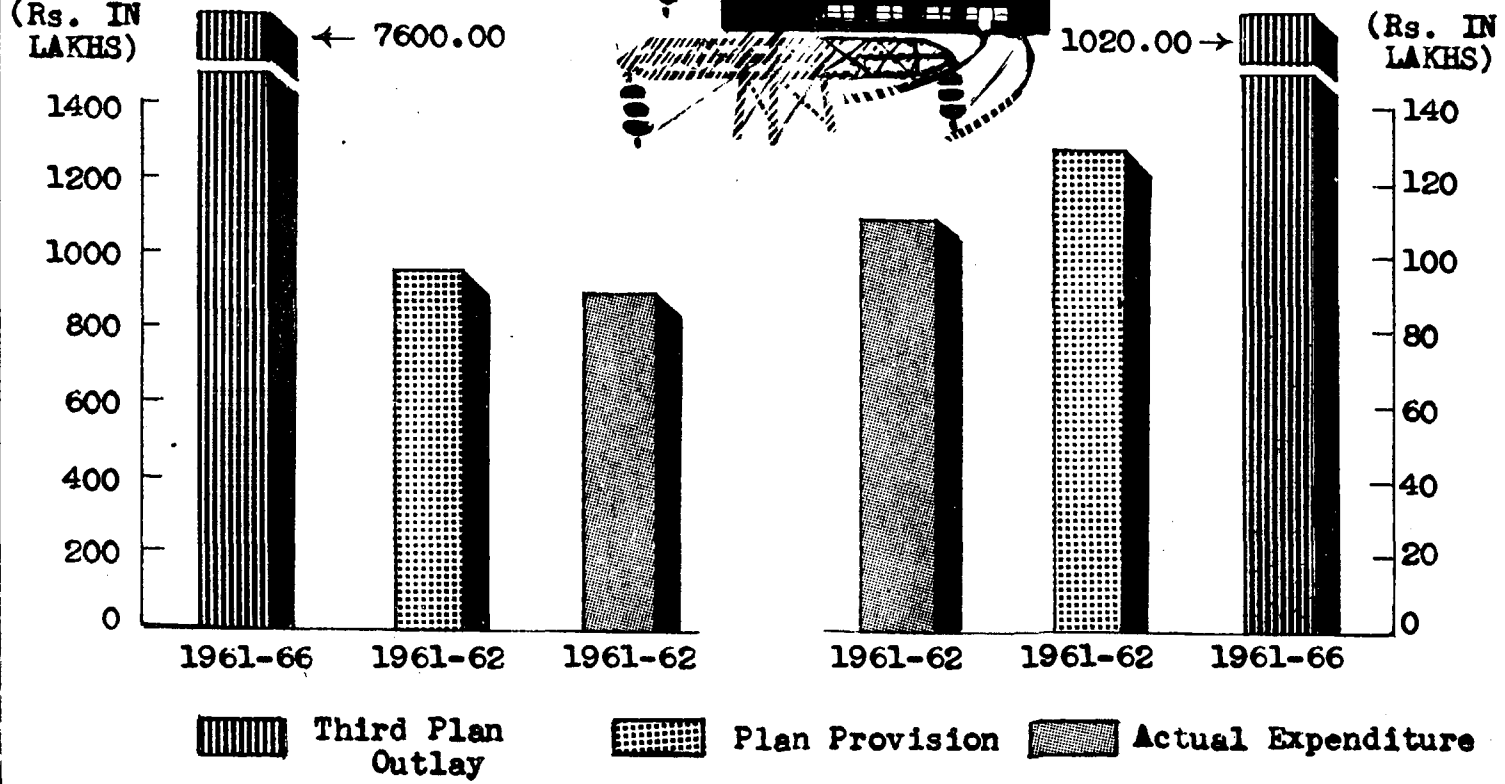
(Rs. IN LAKHS)

140
120
100
80
60
40
20
0

1961-62

1961-62

1961-66



(xii) Survey and investigation

10.13. The programme was to investigate a few hydro projects. Work was in progress on Sitarewa, Nahara and Indrawati valley projects.

(xiii) Micro-hydel projects

10.14. The target was to install two micro-hydel sets each of 120 KV capacity at Bodhghat. Accordingly, a scheme report for micro-hydel station at Bodhghat was prepared and forwarded to C. W. and P. C. for approval.

(xiv) Loans to licensees and acquisition of privately owned undertakings

10.15. The Burhanpur Electric Supply Co. was taken over by the Board.

(xv) Purchase of testing equipment

10.16. A scheme report for the purchase of this equipment was forwarded to C. W. and P. C.

CHAPTER XI INDUSTRIES

11.1. In the Third Plan, the main objectives under this sector are to create conditions for development of industries in the private sector, to rehabilitate and provide full time employment to the existing village artisans and handloom weavers and to develop small scale industries, khadi and village industries and other rural arts and crafts with a view to providing subsidiary occupations to partially employed persons and to create new opportunities for employment both in urban and rural areas. A provision of Rs. 1,020.00 lakhs has been made in the Third Plan of the State for industrial development. For 1961-62, a provision of Rs. 129.52 lakhs was made in the Plan and the actual expenditure amounted to Rs. 111.47 lakhs. The break up of plan provision and expenditure under various sub-heads is given below:—

TABLE No. 11.1

(Rs. in lakhs)

S. No.	Name of scheme	Third Plan outlay (1961-66)	Plan provision (1961-62)	Actual expendi- ture (1961-62)
1	2	3	4	5
A.—Large and medium industries	..	191.00	24.14	45.23
B.—Village and small industries.—				
(i) Handloom	66.28	8.18	6.04
(ii) Small scale industries	497.02	65.64	35.62
(iii) Industrial estates	190.33	24.75	22.76
(iv) Handicrafts	51.57	2.96	0.93
(v) Sericulture	23.80	3.85	0.89
Total village and small industries (B)	1..	829.00	105.38	66.24
Total—Industries (A+B)	..	1,020.00	129.52	111.47

11.2. Details of scheme-wise expenditure and physical achievements are given in Appendix No. XI. A brief review of progress of different schemes during the year is given below.

A—Large and medium industries

11.3. In the State's Third Five-year Plan, there is no provision for starting large scale industries in the public sector. Madhya Pradesh has, however, vast deposits of some of the basic minerals, plenty of power generation resources and a network of river systems. The State Government is pursuing a policy of rapid industrialisation and it is their desire to create conditions which would not only

remove difficulties but offer positive incentives and create congenial climate for the fullest development of its vast industrial potentialities both in the public and private sectors. With this end in view, the State has announced substantial concessions in respect of allotment, premium and rent of Government land and in respect of power, electricity duty, sales tax and octroi. These concessions will be available mainly to new industries established during the Third Plan period.

11.4. In the national plan, provision has been made for the expansion of Bhilai Steel Plant to increase its production capacity, completion and expansion of Heavy Electricals Project, doubling the production of Nepa Mills, establishment of a security paper mill at Hoshangabad and a basic refractories project at Bhilai, production of iron ore from the Bailadilla deposits and of diamonds from the Panna diamond mines.

11.5. In the State Plan, provision exists for the expansion and completion of State-owned factories *viz.*, Gwalior leather factory, Gwalior potteries, Gwalior Engineering works, power alcohol plant, solvent extraction plant and the spinning mill. In case of the three factories at Gwalior, no progress was made. The progress of other medium industries is given below.—

Spill-over schemes

11.6. (i) *Power alcohol plant, Ratlam.*—For the Power Alcohol Plant at Ratlam, necessary machinery was purchased and the construction work of factory building was started. Workshop building and quarters were almost completed.

11.7. (ii) *Cotton seed solvent extraction plant, Ujjain.*—For the cotton seed solvent extraction plant at Ujjain, land was acquired and orders for machinery and equipment were placed. The construction of buildings was in progress.

11.8. (iii) *Cotton spinning mills, Sanawad.*—The programme for 1961-62 was construction of factory building and staff quarters and purchase of equipment for the cotton spinning mills at Sanawad. During the year, quarters were constructed and orders for the purchase of equipment were placed. The construction work of factory building was in progress.

■New Schemes

11.9. (iv) *Industrial area, Bhilai.*—Under this scheme, the programme was acquisition of part of land, preliminary investigations and appointment of staff. Funds to the tune of Rs. 8.80 lakhs were placed at the disposal of Public Health Engineering Department for water supply scheme for the area which were fully utilized.

11.10. (v) *Industrial and project survey.*—Preliminary survey work of one project was proposed for the year 1961-62. Some staff was appointed and survey work was started.

11.11. (vi) *Contribution to the share capital of Madhya Pradesh State Industries Corporation.*—To manage large and medium sized undertakings in the public sector, Madhya Pradesh State Industries Corporation has been constituted during the year. The State Government made a contribution of Rs. 18.00 lakhs towards its share capital for managing some State undertakings transferred to the corporation.

B.—Village and small industries

11.12. For the development of village and small industries and to encourage the private sector to establish new units, the State Government provide common facility centres, training facilities, marketing facilities and loans under the "State Aid to Industries Act". Village and small industries comprise handloom, small scale industries, industrial estates, sericulture and handicrafts. A brief review of progress under these heads, is given in the following paragraphs :—

(i) Handloom

11.13. During the year under review, 50 houses were to be constructed for handloom weavers at Burhanpur out of which 44 houses were completed. About 14 sales depots and 5 dye houses were given a subsidy of Rs. 0.19 lakh. With a view to strengthening the Government handloom factory at Maheshwar, 5 skilled and some unskilled workers were appointed. The Chanderi handloom centre was expanded by appointing 6 additional skilled and unskilled workers and its electrification. For studying the improved techniques of weaving and designs, 10 weavers were sent to various places. During the year, 670 cotton weavers and 75 kosa weavers were brought under the co-operative fold and were given financial assistance in the shape of share capital contribution. For encouraging the use of handloom fabrics rebate of Rs. 2.50 lakhs, at the rate of 5 nP. per rupee was given on handloom cloth worth Rs. 50.00 lakhs sold. In order to introduce quality control in handloom industry, necessary equipment was purchased. With a view to encourage and to give incentives to weavers and weavers co-operatives for improving the quality and designs, 15 prizes were given.

(ii) Small scale industries

11.14. *Spill over schemes.*—The building for the pressed metal industry at Vidisha was taken over, machines were installed and the centre started functioning. At the umbrella ribs factory, Mhow, all the machines were purchased. Training had commenced and 26 candidates were under training. Production of umbrella ribs started from January, 1962 and about 30 gross ribs were being produced daily. For the electric fans and fractional factory at Dewas, electric furnace was purchased and production of motors had commenced. The training of candidates was also in progress. In the cycle parts factory, Guna, production had started and during the year 74 cycles were assembled out of which 66 were sold. A building has been constructed for the training workshop and foundry at Raipur. Necessary machines have been purchased and were being installed. Construction of shed for the pottery centre, Jabalpur was in progress and for the blacksmithy centre, Shivpuri, accommodation was secured and machines installed. The training of candidates at this centre was in progress. For the fruit preservation centre, Jabalpur orders for machinery were placed and training of candidates was in progress. Two worksheds were constructed and machines worth Rs. 0.64 lakh were purchased for the wood working institute, Indore. For the timber treatment plant at Indore, administrative and laboratory buildings were completed and wood seasoning kilns and wood preservation plants were installed. Trailors for trolley line were purchased and contract for installation of track-line was given. The brush-making centre at Gwalior continued to function. In the common facility service centre in tanning at Damoh, common facilities were provided to the artisans. Some machines were purchased for the tanning centres of Anjad and Malhargarh.

11.15. *New schemes.*—The Directorate of Industries participated in 54 fairs and exhibitions within the State and organised 3 exhibitions outside the State. For providing financial assistance to small scale industries in the State,

loans amounting to Rs. 10.84 lakhs were given under the State Aid to Industries Act. Subsidy for managerial assistance, rent and power was also given to small industries to the extent of Rs. 0.54 lakh. A share capital contribution of Rs. 3.00 lakhs and a subsidy of Rs. 0.40 lakh was given to the Small Scale Industries Corporation, Indore. A grant of Rs. 6.60 lakhs was also given to the Madhya Pradesh Khadi and Village Industries Board for the development of Khadi and Village Industries in the State.

(iii) Industrial estates

11.16. *Spill over industrial estates.*—During the Second Plan period construction of industrial estates was started at Burhanpur, Sagar, Ujjain, Vidisha, Bilaspur, Durg, Satna and Ratlam but these could not be completed by the end of the Second Plan, and were continued in the Third Plan also. Their progress was as under:—

11.17. At the Burhanpur industrial estate temporary arrangements of water were made. Internal electrification of sheds and overhead wiring was also completed. In the industrial estate at Sagar, construction work of three blocks was completed and the work of overhead wiring was nearing completion. The construction work of industrial estate, Ujjain, was being done by the Bharat Industrial Co-operative Society Ltd., Ujjain which was given a loan of Rs. 3.75 lakhs by the State Government. Preliminary arrangements for the construction of 10 sheds, were completed and work was started. At the industrial estate, Bilaspur, construction work of 3 blocks was started. In the industrial estate at Satna, 4 blocks were completed up to roof level and preliminaries for water-supply work were completed. In industrial estate, Ratlam foundation work of 3 blocks was completed.

11.18. *Expansion of industrial estates.*—At some industrial estates there was great demand for more blocks. Keeping this in view it was proposed to expand the industrial estates at Indore, Gwalior, Bhopal, Raipur, Jabalpur and industrial area at Bhilai during the Third Plan.

11.19. In the industrial estate at Indore, construction of 4 blocks was completed up to lintel level and that of remaining two up to sill level. Godowns were nearing completion. At the industrial estate, Gwalior formalities for construction of water tank were completed and estimates were worked out for compound wall. The work of sanitary fittings was completed. At the industrial estate, Bhopal, the yard was covered partly and preliminary formalities for two additional blocks were completed. At the industrial estates of Raipur and Jabalpur, remaining work of 35 and 40 sheds, respectively, was completed. The work of water-supply scheme was in progress at both the estates. For the industrial area at Bhilai, land was acquired and its development work was in progress.

11.20. *New industrial estates.*—During the Third Five-year Plan it was proposed to set up 5 industrial estates. Preliminary formalities to set up industrial estate at Shahdol were completed. The actual work will be started in 1962-63.

11.21. *Rural industrial estates and rural work sheds.*—As per programme, proposal for location of 26 rural industrial estates and 50 rural work sheds were formulated but the locations of these schemes could not be decided.

(iv) Handicrafts

11.22. The common facility centre for papier mache at Ujjain was strengthened. Subsidy amounting to Rs. 0.12 lakh was given to six co-operatives engaged in textile handprinting, papier mache, embroidery, stone carving and screw pine mat weaving. Under the training programme, 8 craftsmen and

5 designers were sent on study tour. In the 4 existing tutorial classes *viz.*, leather crafts, Indore, screw-pine mat weaving, Depalpur, glass beads, Gwalior and cloth printing, Bhairogarh (Ujjain) 44 experts were provided and new tools and equipment were purchased for 5 tutorial classes. An All-India designers competition was organised in textile handprinting and papier mache and prizes were awarded to the best entries. A seminar was also organised during the 7th All-India Handicrafts week in which members of handicrafts co-operatives were invited. Subsidy amounting to Rs. 0.25 lakh was given to 130 craftsmen for the purchase of improved tools and equipment for papier mache, glass beads, pottery, textile handprinting, cane and bamboo work, lacquerware, wooden and rag toys, leather crafts, soap, stone carving, etc.

11.23. The Delhi Emporium effected sales worth Rs. 1.38 lakhs and the emporium at Rewa and Stana sold handicrafts goods worth Rs. 0.57 lakh during the year. In order to stock handloom and handicrafts products produced in Mahakoshal region and their distribution to various emporia, an additional central godown has been started in Jabalpur in a rented shed in the industrial estate and stocking has started.

(v) Sericulture

11.24. Practical training of cultivators was undertaken during the year. One technical officer and 24 *adivasi* cultivators undertook study tours of Bihar and Orissa and 4 candidates were sent for training to Mysore. About 62 cultivators were encouraged to take up sericulture and necessary concessions were given to them.

11.25. Under the schemes tussar seed farms and tussar cocoon markets, equipment like fans, refrigerators, microscopes, etc., were purchased. Action for transfer of land at Raigarh, Bilaspur and Jagdalpur was initiated. For the mulberry reeling and twisting factory, necessary machinery was purchased and installed.

CHAPTER XII
MINERAL DEVELOPMENT

12.1. During the last ten years of planning, sustained efforts have been made to develop and exploit the mineral resources of the State, with the result that there has been a gradual increase in the revenue from minerals as will be clear from the following table:—

TABLE No. 12.1

(Rs. in lakhs)

Year						Revenue from minerals
1						2
1959-60	74.51
1960-61	124.44
1961-62	125.00

12.2. In the State's Third Plan an outlay of Rs. 30.00 lakhs has been provided for mineral development. For 1961-62 the plan provision was Rs. 3.80 lakhs and the actual expenditure amounted to Rs. 3.77 lakhs. Details of scheme-wise break-up are given in Appendix No. XII.

12.3. During the year 1961-62 prospecting of bauxite deposits in Bilaspur, of limestone in Bilaspur, Satna, Sidhi, Morena, Raigarh and drilling for limestone in Damoh and Mandasaur and for coal in Betul district was undertaken. Besides, survey was carried out for fire-clay in Shahdol, flourite in Durg, asbestos in Jhabua, felsper, quartz and coal in Shahdol, galena in Damoh, glass sand in Rewa, Morena and Vidisha and silliminite in Rewa and Sidhi with a view to assess the suitability and availability of minerals for opening new industries. Drilling for testing foundation of 200 M. W. Thermal Station at Korba in Bilaspur district was also done.

12.4. For strengthening the administration, 20 Inspectors have been appointed and ways and means are being found to increase the State revenue by actual exploitation of minerals through the Madhya Pradesh State Mining Corporation which has recently been registered.

CHAPTER XIII TRANSPORT AND COMMUNICATIONS

(a) Roads

13.1. The means of communications are very poor in Madhya Pradesh. The total road mileage in the State at the end of first Plan was 17,608 out of which a length of 12,035 miles was surfaced. At the end of second Plan, the State had a total road mileage of 20,031 out of which 14,279 miles were surfaced. In the third Plan of the State a provision of Rs. 1,700.00 lakhs has been made for various road development schemes and it is proposed to construct 1,594 miles of new metalled roads. The roads have been selected having regard to the following main considerations :—

- (i) Connecting the Capital of the State with all the divisional headquarters.
- (ii) Construction of missing links between erstwhile States of Madhya Bharat, Vindhya Pradesh, Bhopal and Mahakoshal.
- (iii) Inter-divisional and inter-district connections.
- (iv) Inter-State connections.
- (v) Connecting divisional headquarters to district headquarters.
- (vi) Construction of roads in industrial areas and roads of economic importance.
- (vii) Connecting district, tahsil and block headquarters with metalled roads.
- (viii) Construction of roads from security point of view, particularly in the dacoity infested areas.
- (ix) Construction of roads for the development of tourist traffic.

13.2. For 1961-62, a provision of Rs. 215.87 lakhs was made out of which Rs. 194.08 lakhs were utilised. Details regarding scheme-wise expenditure are given in appendix XIII. A brief review of physical targets and achievements during the year are given below:—

Surface roads

13.3. (i) *New pucca roads.*—The target was construction of 362 miles of metalled roads out of which 261 miles of roads were constructed.

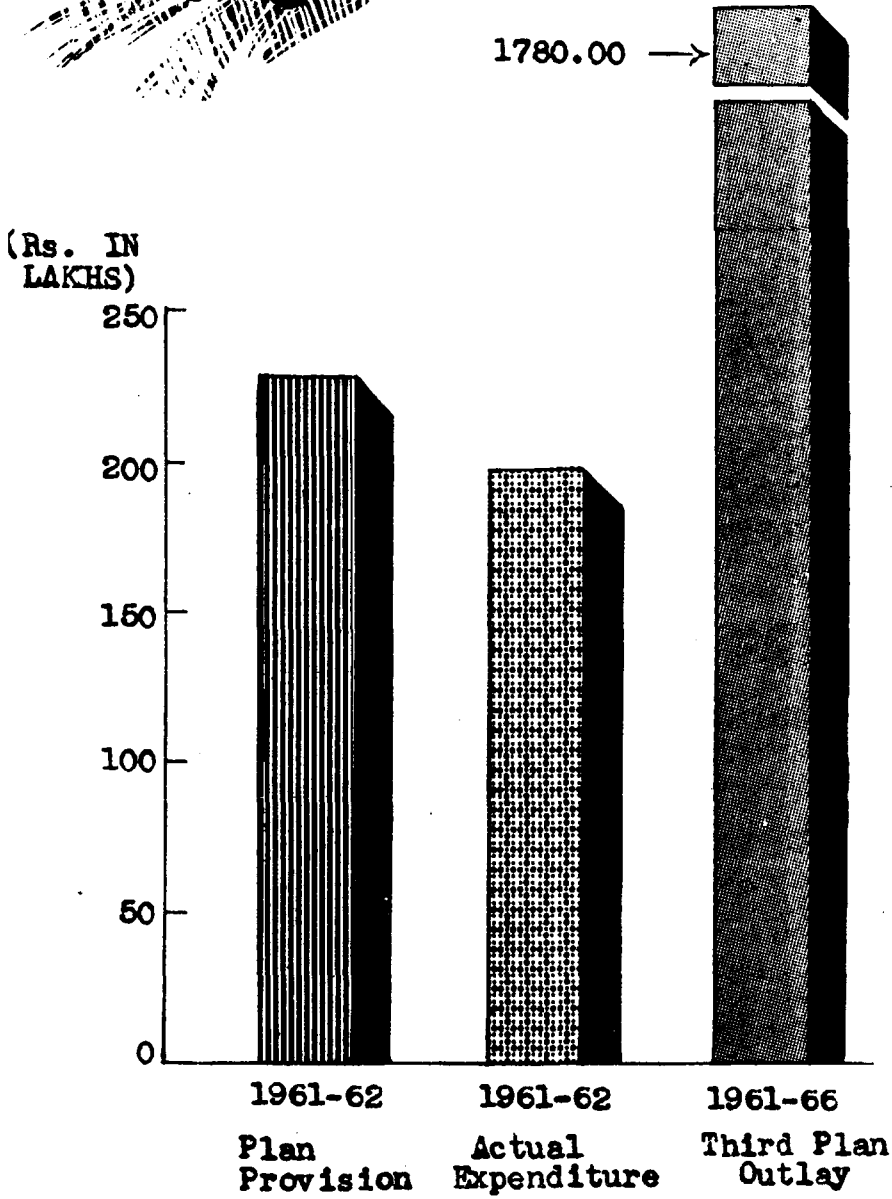

13.4. (ii) *Upgrading of the existing roads.*—It is necessary to improve or upgrade the existing roads in order to cope with fast moving traffic. A total length of 74 miles of roads was upgraded as against the target of 180 miles.

13.5. (iii) *Black-topping and widening of roads.*—During the year, about 90 miles of roads were black-topped and widened.

Unsurfaced roads (Fair weather roads)

13.6. In view of the inadequacy of communications in this State and in view of the cost involved in the construction of metalled roads, a programme of fair weather roads has been included in the third plan to open up land locked and interior areas. In 1961-62, a total length of 81 miles of unsurfaced roads was completed against the target of 170 miles.

TRANSPORT AND COMMUNICATIONS



(b) Road transport

13.7. For road transport a provision of Rs. 70.00 lakhs has been made in the State Plan and for 1961-62 the plan provision was Rs. 8.89 lakhs. However, the scheme could not be implemented during the year pending the formation of a State Road Transport Corporation.

(c) Tourism

13.8. For 1961-62, a provision of Rs. 1.27 lakhs existed for the schemes of Tourism, but actual expenditure amounted to Rs. 1.46 lakhs. Out of this amount, Rs. 0.58 lakh were provided by the Centre outside the plan ceiling on the scheme 'completion of rest houses at Mandu and Khajuraho'. The construction work of the rest house at Khajuraho was completed and the work at Mandu was nearing completion. A State Tourist Office was established at Bhopal. A local development committee has been constituted for the development of Chitrakut and certain minor improvements were carried out.

CHAPTER XIV
EDUCATION

14.1. Education has an important role in achieving rapid economic development in under-developed countries. In the Third Five Year Plan of the State, a provision of Rs. 3,198.00 lakhs has been made for educational schemes. As against the plan provision of Rs. 480.40 lakhs for the year 1961-62 the actual expenditure amounted to Rs. 297.32 lakhs. Head-wise break-up of the plan provision and actual expenditure is given in the table No. 14.1:—

TABLE No. 14.1

(Rs. in lakhs)

S. No.	Head of Development	Third Plan Provision 1961-66	Plan Provision 1961-62	Actual Expendi- ture 1961-62
1	2	3	4	5
I.	Non-Collegiate education	2,314.75	313.91	207.15
II.	Collegiate education	318.75	58.95	30.65
III.	Technical education	500.00	98.04	51.17
IV.	Other educational schemes	64.50	9.50	8.35
	Total ..	3,198.00	480.40	297.32

14.2. Details of scheme-wise expenditure are given in appendix No. XIV.

I. NON-COLLEGIATE EDUCATION

14.3. Out of the annual plan provision of Rs. 313.91 lakhs for non-collegiate education, actual expenditure amounted to Rs. 207.15 lakhs during 1961-62. The Plan provision and expenditure under broad categories is given in the table No. 14.2:—

TABLE No. 14.2

(Rs. in lakhs)

S. No.	Categories	Plan Provision 1961-62	Actual Expendi- ture 1961-62
1	2	3	4
A.	Elementary education	216.64	125.08
B.	Secondary education	91.71	55.75
C.	Other educational schemes	5.56	26.32
	Total ..	313.91	207.15

14.4. A brief description of physical targets and achievements is given below:—

A.—Elementary Education

Spill-over Schemes

14.5. The following buildings were included in the plan as carry over items of the second plan:—

(i) Primary school buildings	6
(ii) Quarters for teachers	25
(iii) Government normal schools buildings	13
(iv) Training institutions	5
(v) Middle school buildings	29

Out of these 24 works were completed during the year under review.

New Schemes

14.6. *Expansion of pre-primary education.*—The target for 1961-62 was opening of 5 government and 5 non-government pre-primary schools. Government pre-primary schools were started at Jabalpur, Raipur, Bilaspur, Indore and Bhopal and grants-in-aid were given to the following 4 non-government pre-primary schools.

- (i) Chirmiri Colony Balak Mandir, Chirmiri, District Surguja.
- (ii) Pre-primary school, Jagdalpore, District Bastar.
- (iii) Gujrati Rastriya Balak Mandir, Rajnandgaon, District Durg.
- (iv) Balak Mandir, Seoni-Malwa, District Hoshangabad.

14.7. *Free and compulsory primary education for children of age group 6-11.*—As against the target of opening 2,000 primary schools and appointment of 5,175 primary teachers and 50 school mistress, 1,696 primary schools were opened and 4,006 teachers and 15 mothers were appointed. Construction of 2,381 primary school buildings was started as against the target of 3,428 buildings. During the year 240 units were constructed and work on 2,141 was in progress.

14.8. *Training programme for elementary school teachers.*—During the second plan period 50 basic training colleges were opened under the centrally sponsored scheme and these were continued during the year under review.

14.9. *Conversion of primary and middle schools into junior and senior basic schools.*—With the introduction of a common syllabus on the basic pattern in all the primary and middle schools the need for adequate craft equipment and other requisites was urgently felt. During 1961-62, 100 primary schools were converted into junior basic schools by supplying them craft material and 50 middle schools were converted into senior basic schools.

14.10. *Opening of new middle schools.*—According to plan, 500 primary schools were up-graded to middle schools.

14.11. *Building and equipment grant to non-government elementary schools.*—Building grants were given to 8 schools and equipment grants to 11 schools.

14.12. *Building and equipment facilities for Government primary and middle schools including teachers training institutions for elementary teachers.*—As per

target equipment were supplied to two middle schools and one training institution per district and to 28 girls middle schools in the State.

14.13. *Opening of one post-graduate basic training college.*—As proposed in the plan, one Post Graduate Basic Training College was started at Sagar with an annual intake capacity of 75 candidates. Actual enrolment during the year was 69 trainees for B. Ed.

14.14. *Production of suitable literature for children and preparation of nationalised text books.*—During the year cash awards of Rs. 1500 were given to 33 writers for providing the best literature for children of the age group of 6-14 and 14-17.

(B) Secondary Education

Spillover Schemes

14.15. The following buildings are included under this head:—

- (i) Buildings for Government Secondary schools 15.
- (ii) High and middle school hostels 6.
- (iii) Additional accommodation in secondary schools 18.

During the year 14 buildings were completed.

New schemes

14.16. *Conversion of higher secondary schools into multipurpose schools and high schools into higher secondary schools.*—The target for 1961-62 was to convert 5 higher secondary schools into multipurpose schools. The girls' higher secondary schools at Bhopal, Jabalpur, Indore, Gwalior and Raipur were converted into multipurpose schools. Similarly according to programme 140 high schools were converted into higher secondary schools.

14.17. *Strengthening of staff and improvement of existing higher secondary schools.*—The target was to appoint 200 lecturers and 48 P. T. I.s in higher secondary schools to meet the requirement of science and physical training. They were appointed in the existing higher secondary schools in various districts.

14.18. *Opening of additional higher secondary schools.*—The target was to upgrade 50 existing middle schools to higher secondary schools for which people's participation at the rate of Rs. 10,000 and Rs. 5,000 for boys and girls higher secondary schools respectively was collected. This amount was utilised in providing additional buildings and equipment where needed.

14.19. Since the demand for starting such higher secondary schools was greater and the public participation in cash was readily forthcoming, 50 additional higher secondary schools were sanctioned out of plan savings. In all, 75 boys and 22 girls higher secondary schools were opened. Science courses were introduced in all these schools.

14.20. *Building and equipment grants to non-government higher secondary schools.*—Under this scheme building grants to 8 higher secondary schools, maintenance grant to 1 higher secondary school and equipment grants to 14 higher secondary schools were given.

14.21. *Building and equipment facilities for Government secondary school including teachers training colleges.*—Equipments worth Rs. 5,000 each to 10 higher secondary schools and worth Rs. 15,000 each to 10 post-graduate basic training colleges were provided. In addition, the programme was to construct 99 school buildings out of which construction of 60 schools was started during the year.

14.22. *Seminars for secondary school teachers*.—Two seminars were proposed to be held during the year 1961-62 but actually four seminars were held at Khandwa, Dewas and Indore in which 940 secondary school teachers participated. Instructional courses in pedagogy, science and english were arranged.

14.23. *Residential quarters for teachers*.—Administrative sanction for the construction of 15 principals quarters and 30 lecturers quarters was issued. During the year under review construction of 12 quarters was taken up.

14.24. *Boys' and girls' hostels*.—The target was to construct 16 boys' and girls' hostels. Administrative sanction for the construction of 9 hostels for girls and 7 hostels for boys at the following places was issued:—

Girls' hostels

(i) Satna, (ii) Bilaspur, (iii) Dhamtari, (iv) Itarsi, (v) Jabalpur, (vi) Udaipura, (vii) Dewas, (viii) Morar and (ix) Ujjain city.

Boys' hostels

(i) Gwalior city, (ii) Ratlam, (iii) Seoni, (iv) Hoshangabad (v) Bemetara (vi) Raigarh and (vii) Shahdol.

Construction of 11 hostels was taken in hand during the year.

14.25. *Scholarships*.—The target was to award 800 merit-cum-poverty scholarships to higher secondary students as detailed below:—

(i) 200 Scholarships at the rate of Rs. 40 P. M. to hostellers.

(ii) 600 scholarships at the rate of Rs. 20 P. M. to day scholars.

14.26. The latter scholarships could only be awarded, while the former could not be awarded for non-availability of 1st class students residing in approved hostels.

14.27. *Training of craft instructors for secondary schools*.—To meet the demand of craft instructors in the existing secondary schools, a craft teachers' training course was started at the Post-Graduate Basic Training College, Bhopal and 60 senior basic trained teachers from all the divisions were selected and deputed for training. Since the demand for such teachers is great, similar courses were also introduced in other post-graduate basic training colleges of the State as a non-plan scheme.

(c) Other Educational Schemes

Reorganisation of library services

14.28. An amount of Rs. 0.60 lakhs was given to Gwalior, Bhopal and Indore libraries for the purchase of books. Staff was also provided for the children's library-cum-museum in the Central library, Lashkar.

Audio visual education

14.29. A film library was established in Bhopal at the Audio visual Education Unit. A large number of useful films of educational importance on various subjects were purchased for circulation to schools for show.

Expansion of Junior N. C. C.

14.30. The target was to start 10 junior troops. Under the directions of the Government of India, the target for the third plan has been revised upwards and during 1961-62, 37 junior N. C. C. troops and 67 A. C. C. platoons were organised.

Acquisition of land and improvement of play fields.

14.31. An amount of Rs. 60,000 was provided under this scheme. This amount was allotted to 9 educational divisions and 4 post-graduate basic training colleges for providing facilities for games in schools which lacked them.

Strengthening of College of Physical Education, Shivpuri

14.32. The Tatya Tope State College of Physical Education, Shivpuri imparts training in certificate course to matriculate teachers. In order to bring out better trained physical instructors for higher secondary schools and teachers' training institutions, a diploma course was also started in the Third Plan. A selection committee was set up to select 100 candidates for certificate course and 25 graduate candidates for diploma course including private candidates. Additional staff to the college was also provided.

Centrally Sponsored Scheme

14.33. A centrally sponsored scheme was implemented during 1961-62 under which extension service projects were established in 4 post-graduate basic training colleges of the state.

II. COLLEGIATE EDUCATION

14.34. In the Third Plan, an outlay of Rs. 318.75 lakhs has been provided for collegiate education schemes. For 1961-62 the plan provision was Rs. 58.95 lakhs and the actual expenditure amounted to Rs. 30.65 lakhs.

A brief description of physical targets and achievements is given below.

Spill over Schemes

14.35. According to programme, the construction work of Science College Raipur, Girls' Degree College, Indore and the Degree College, Ratlam was completed and construction work of buildings of Madhya Pradesh College of Home Science, Jabalpur, D. S. V., Sanskrit College, Raipur and Science College, Rewa was in progress. Besides, one teaching block was also constructed. Reports in respect of other spill-over schemes were awaited.

New Schemes

Universities

14.36. The provision of Rs. 15.00 lakhs was fully utilised for giving grants to the Universities of Sagar, Jabalpur and Ujjain. There was also a proposal to open a new University at Raipur but this could not be done as the concurrence of the University Grants Commission could not be obtained.

Degree Colleges (Boys')

14.37. According to the programmes, two new degree colleges were opened at Jaora (Ratlam District) and Bareilly (Raisen District) and three over-crowded colleges at Indore, Gwalior and Bhopal were bifurcated into separate Arts and Science colleges. Four non-government colleges at Mandla, Shajapur, Shivpuri and Chhindwara were taken over by the Government and two Sanskrit Colleges were reorganised. In 22 boys' colleges libraries and science laboratories were improved and new subjects were started in 3 degree colleges.

Degree Colleges (Girls')

14.38. According to the programme, two new Girls' Degree Colleges were opened at Rewa and Bilaspur from July, 1961. Now every Divisional Headquarter has a Government Girls' Degree College. In three girls' degree colleges, libraries and science laboratories were improved and new subjects were introduced in 2 colleges.

Staff quarters and other schemes

14.39. As against the target of construction of 70 staff quarters in 10 colleges, work of 10 quarters in 2 colleges was started. Under the scheme of "Expansion of N. C. C." 828 cadets were trained and the target was achieved. Grants amounting to Rs. 0.06 lakhs were given to 16 Planning Forums.

III. TECHNICAL EDUCATION

14.40. The third plan provision for technical education is Rs. 500.00 lakhs and for 1961-62, Rs. 98.04 lakhs were provided out of which Rs. 51.17 lakhs were utilised. A brief review of progress under various schemes during 1961-62 is given below.

Spill-over Schemes.

14.41. A provision of Rs. 59.08 lakhs existed for spill-over works of engineering colleges including M. A. College of Technology, Bhopal, Government Polytechnics and Government Junior Technical Schools, out of which Rs. 39.36 lakhs were utilised for the purchase of some equipment and construction of buildings.

New Schemes

14.42. *Expansion of degree course at engineering colleges including introduction of five year integrated course in all the engineering colleges.*—During 1961-62, 60 additional seats have been provided in the Govindram Seksaria Technological Institute, Indore.

14.43. *Establishment of polytechnics (including one at Indore).*—The State Government have decided to give financial assistance for the establishment of a new polytechnic at Indore. It has also been decided to open four new polytechnics under the open door policy of the Government of India, at Harda, Balaghat, Dhamtari and Khurai (District Sagar) which are to be managed by Co-operative Societies. A provision of Rs. 11.75 lakhs was made for this scheme and an expenditure of Rs. 4.75 lakhs was incurred during the year.

14.44. *Award of scholarships for technical education.*—According to programme, scholarships of the value of Rs. 75, Rs. 50, and Rs. 40 each (for ten months) were awarded to 14 students of engineering colleges, 100 students of polytechnics and 100 students of junior technical schools of the State.

14.45. *Construction of staff quarters and provision of service facilities at technical institutions.*—During 1961-62, construction work of staff quarters was started at Chhindwara, Shahdol and Ujjain.

14.46. *Special courses at post diploma level including diploma in applied arts.*—Preliminary work in connection with the starting of special course of structural engineering at post diploma level in the Central Technical Institute, Gwalior was completed. Provision for 30 seats in applied arts has also been made in Kala Niketan, Jabalpur.

14.47. *Technical teachers training programme.*—A seminar was arranged at the Central Technical Institute, Gwalior. Some books and films were also purchased.

14.48. *Grant-in-aid to non-government professional colleges.*—According to programme, grants of Rs. 1.79 lakhs were given to non-government professional colleges.

14.49. *Establishment of new junior technical schools and conversion of vocational high schools and industrial schools into junior technical schools (Government of India pattern).*—According to programme, all the four existing vocational high schools and two aided industrial schools were converted into junior technical schools in order to bring about uniformity at the certificate level.

14.50. *Development of Fine Arts and Music Colleges.*—Steps were taken to bring about uniformity in the standards of the existing fine arts and music colleges of the State. It has been decided to establish a new Fine Arts College as a special wing of the proposed Tagore Institute at Bhopal.

14.51. *Development of existing museums and establishment of new museums.*—A new museum at Bhopal is being established shortly and reorganisation work of the existing museums, with a view to guard the archeological monuments, has also been initiated properly in the state.

IV. OTHER EDUCATIONAL SCHEMES

14.52. A provision of Rs. 64.50 lakhs has been made in the third plan for other educational schemes. The plan provision for 1961-62 was Rs. 9.50 lakhs and the actual expenditure amounted to Rs. 8.35 lakhs. The plan provision and expenditure under various sub-heads is given in table No. 14.3

TABLE No. 14.3

S. No.	Broad Categories	(Rs. in lakhs)	
		Plan provision (1961-62)	Actual Expenditure (1961-62)
1	2	3	4
(i)	Social Education	5.85	4.32
(ii)	Youth Welfare	1.40	2.33
(iii)	Revision of District Gazetteers	1.85	1.44
(iv)	Development of Languages.. .. .	0.40	0.26
	Total	9.50	8.35

A brief description of physical targets and achievements during 1961-62 is given below:—

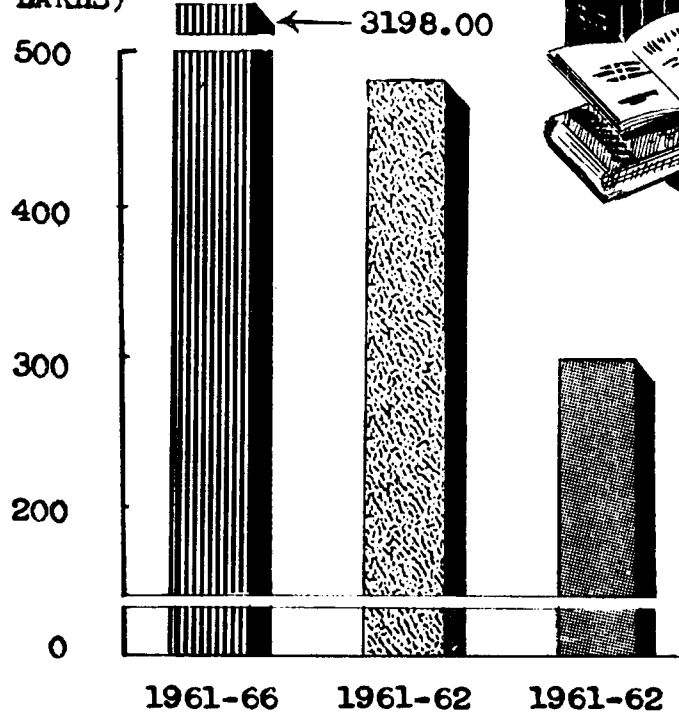
(i) Social Education

Social education classes

14.53. The target was to open 1,370 classes in rural areas but 1,251 classes were opened and for this purpose funds were placed at the disposal of divisional panchayats and welfare officers. For conducting social education classes in urban areas, grants of Rs. 0.01 lakhs were given to 4 municipalities. The corporations and municipalities did not take much interest in the literacy programme. Besides this, grants of Rs. 0.11 lakhs were given to 9 private associations for conducting social education classes and social education activities.

EDUCATION

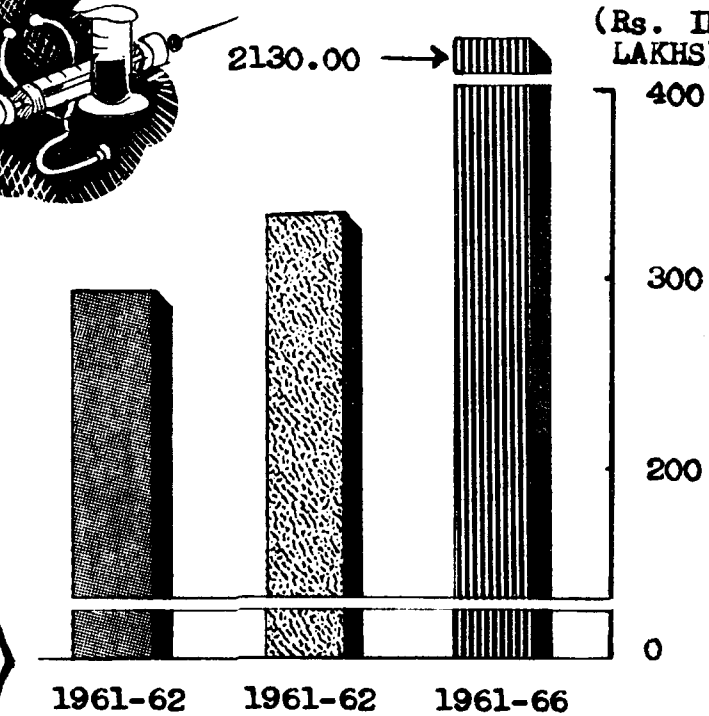
(Rs. IN LAKHS)



1961-66 1961-62 1961-62
 Third Plan Plan Actual
 Outlay Provision Expenditure

HEALTH SERVICES

(Rs. IN LAKHS)



1961-62 1961-62 1961-66
 Actual Plan Third Plan
 Expenditure Provision Outlay



Circulating libraries

14.54. It was proposed to open 920 library units and 250 reading rooms during 1961-62. Necessary funds for giving grants to 250 gram panchayats for opening reading rooms at the rate of Rs. 200 each were allotted to divisional officers. Some gram panchayats did not turn up to receive the grants. Books and boxes each costing Rs. 100 were purchased for preparing 920 library units. These 920 Libraries were handed over to block development officers in the Mahakoshal, Vindhya Pradesh and Bhopal regions and to kendra panchayats in M. B. region for circulation.

Grants-in-aid to non-official parties and organisations in rural areas for cultural activities.

14.55. Grants amounting to Rs. 0.21 lakhs were given to 60 kalapathak parties and 12 private organisations for organising cultural activities. An official kalapathak party was also organized at Morena.

Production of literature

14.56. During 1961-62, the following, literature was brought out and distributed to panchayats.

(a) Deepak	1 issue	.. 1,00,000 copies.
(b) Wall News Papers	.. 11 issues	.. 50,000 copies each
(c) Samaj Sewa..	.. 11 issues	.. 21,000 copies each.
(d) Educative Posters	.. 6 issues	.. 30,000 copies each.

14.57. In addition, a folk story competition was organised and twelve prizes were awarded to successful writers. Artists were also remunerated for the designs of educative posters.

Audio-visual education

14.58. Under this scheme, 2 full length films, 36 documentary films, 5. magic lanterns, 20 slide sets and some useful audio-visual equipment were purchased. Besides, one film library at Head-quarters was established.

(ii) Youth Welfare

14.59. A grant of Rs. 1.15 lakhs was given to the Olympic Association. Stipends were given to 3 outstanding sportsmen as against the target of 5. Grants of Rs. 0.14 lakhs were also given for the improvement of 4 play grounds. Grants-in-aid of Rs. 0.73 lakhs were given to 67 State-level games institutions and Rs. 0.27 lakhs for the construction of stadium.

(iii) Revision of District Gazetteers

14.60. The draft of Gwalior district gazetteer was finalised and sent for printing. The draft of Sagar district was being finalised. Material was collected for the preparation of gazetteers of Khandwa and Jabalpur districts.

(iv) Development of Languages

14.61. The programme was to give training to 60 English stenographers in Hindi shorthand and 120 English typists in Hindi typewriting. The typewriting machines were purchased late and hence the training programme could not be started.

CHAPTER XV
PUBLIC HEALTH

15.1. The standard of health of the general masses is an important index of the socio-economic well being of the community. The objective of the Plan is to improve the general level of health by expanding basic health services and bringing them within the reach of the people. With this objective in view, a provision of Rs. 2,130.00 lakhs has been made in the Third Five Year Plan of the State, Rs. 730.00 lakhs for water supply and Rs. 1,400.00 lakhs for health services. The Third Plan outlay, plan provision and the actual expenditure during 1961-62 are given in table No. 15.1.

TABLE No. 15.1.

(Rs. in lakhs)

S. No.	Head of Development	Third Plan outlay 1961-66	Plan Provision 1961-62	Actual Expendi- ture 1961-62
1	2	3	4	5
I.	Water Supply	730.00	91.70	90.97
II.	Health services	1,400.00	240.00	199.41
	Total ..	2,130.00	331.70	290.38

15.2. Details of scheme-wise expenditure are given in appendix No XV.—A brief review of progress under water supply and health services is given below:—

I. WATER SUPPLY

15.3. For 1961-62, a provision of Rs. 91.70 lakhs existed for water supply schemes out of which Rs. 90.97 lakhs were utilised. Head-wise break-up of the plan provision and actual expenditure during 1961-62 is given in table No. 15.2.

TABLE No. 15.2

(Rs. in lakhs)

S. No.	Head of Development	Plan Provision 1961-62	Actual Expendi- ture 1961-62
1	2	3	4
A.	Urban water supply schemes	61.00	78.92
B.	Rural water supply schemes	24.70	9.18
C.	Other water supply schemes	6.00	2.87
	Total ..	91.70	90.97

A. Urban Water Supply

Spill-over schemes

15.4. In the Third Plan spillover water supply schemes for 21 towns, viz., Khandwa, Katni, Jagdalpur, Bilaspur, Itarsi, Hoshangabad, Indore, Bhand, Mahidpur, Ratlam, Jaora, Ashoknagar, Datia, Shahdol, Sehore, Rajnandgaon, Dewas, Neemuch, Mandsaur, Chhindwara and Jabalpur had been included for

completion. Out of these, water supply schemes at 2 places, *viz.*, Khandwa and Bhind were completed and schemes at 2 places, *viz.*, Hoshangabad and Rajnandgaon were nearing completion. The remaining schemes were in progress.

New scheme—improvement of existing water works

15.5. A provision of Rs. 11.00 lakhs was made for taking up new water supply schemes at 13 places. In view of the paucity of funds it was not possible to take up work on all the schemes and as such work at 8 places, *viz.*, Gwalior, Khairagarh, Shivpuri, Shujalpur, Bhopal (HEL), Ujjain, Bairagarh and Pachmarhi was started. Works on other schemes would be started in 1962-63.

B. Rural water supply

15.6. During the year under review, rural water supply schemes in 64 villages carried over from the second plan were completed and Rs. 7.31 lakhs were utilised.

C. Other schemes

15.7. An amount of Rs. 0.63 lakh was utilised for making arrangements for water supply at fairs. Apparatus and equipment for the establishment of the Public Health Engineering Laboratory at Bhopal were purchased. Under the training programme 2 Assistant Engineers and 1 Overseer were sent for training. For implementing various schemes included in the Plan, 3 new divisions have been opened during the year under review.

II. HEALTH SERVICES

15.8. For 1961-62 the Plan provision for health services was Rs. 240.00 lakhs and the actual expenditure amounted to Rs. 199.41 lakhs. The annual plan outlay, and actual expenditure for 1961-62 under different sub-heads is given in table No. 15.3.

TABLE No. 15.3

		(Rs. in lakhs)	
S. No.	Name of Scheme	Plan outlay 1961-62	Actual Expenditure 1961-62
1	2	3	4
(i)	Hospitals and dispensaries	51.58	28.74
(ii)	Health units	12.04	3.91
(iii)	Medical education	65.31	77.15
(iv)	Dental education and services	0.85	1.40
(v)	Training programme	16.20	7.53
(vi)	Indigenous system of medicines	11.37	1.93
(vii)	Control of diseases	81.02	78.21
(viii)	Laboratory services
(ix)	Family planning	0.75	0.17
(x)	Maternity and Child Welfare	0.63	0.33
(xi)	School health services
(xii)	Other health services	0.25	0.01
	Total ..	240.00	199.41

(a) Hospitals and Dispensaries**Spill-over schemes**

15.9. Construction work of J. A. and K. R. hospitals, Gwalior and Hamidia Hospital and Sultania Janana hospital, Bhopal was in progress. Construction of hospital buildings with a view to increasing the number of beds was also in progress at various places.

New schemes

15.10. For improving the medical services in hospitals other than district headquarter hospitals, 42 beds were added at the civil hospital, Jaora and X-ray services were provided at the civil hospitals of Kanker, Bhatapara, Janjgir, Katki and Nowgong. For improving the medical and health services at the district headquarter hospitals 410 beds were added as shown below:—

	Beds
(i) Panna	20
(ii) Damoh	15
(iii) Mandsaur	49
(iv) Durg	63
(v) Guna	37
(vi) Raipur	154
(vii) Shivpuri	72
Total	410

In the mental hospital of the State, 95 beds were added. In the buildings, constructed by the people, two health institutions have been started. Grant was also given for the construction of a maternity home at Khetia in Nimar District.

(b) Health Units**Spill-over schemes**

15.11. Construction of buildings for primary health centres started during the second plan period was in progress at various places.

New schemes

15.12. During the year under review 39 primary health centres were opened as against the target of 55. In addition, one secondary health centre was also opened.

(c) Medical Education**Spill-over schemes**

15.13. The construction work of the medical college and hospital at Jabalpur was in progress and about 23 per cent work had been completed. The work of medical colleges at Bhopal, Indore and Gwalior was in progress.

New schemes

15.14. The annual admission capacity of the existing medical colleges was increased by 100 and more staff and equipment were provided to these colleges and their attached teaching hospitals. A Deptt., of social and preventive medicines was opened in one medical college. One college of dentistry was also opened at Indore.

(d) Training Programme

15.15. The construction work of buildings for various training schemes was in progress. The two sanitary Inspectors' training centres at Gwalior and Rewa were continued during the year. The health visitors' training centre at Indore was expanded by increasing its intake capacity by 34 candidates. During the year, 40 staff nurses were trained with public health orientation. For meeting the increasing need of staff nurses 180 seats were increased in the existing training centres and under the training programme of auxiliary nurses, 240 seats were increased. A college of nursing was started at Indore with an intake capacity of 10 students per year and 15 candidates were deputed outside the State for training as sister tutors. Ten candidates were deputed to the All-India Institute of Hygiene and Public Health for training. Training of non-professional *dais* at the existing 4 centres was continued and their intake capacity was increased by 80 seats. The training of professional *dais* was continued in the various primary health centres and 230 seats were increased in these centres. The training centre for T. B. health visitors was also continued. During the year, 248 doctors, 93 nurses, 60 sanitary inspectors, 23 health visitors and 151 auxiliary nurses and midwives were trained.

(e) Indigeneous system of medicines**Spill-over scheme**

15.16. The construction work of Ayurvedic college of Raipur was in progress during the year.

New Schemes

15.17. During the year 20 beds were added in the hospitals attached to ayurvedic colleges at Raipur and Gwalior. The existing ayurvedic research centre was expanded and 100 new ayurvedic dispensaries were opened. Compounders were also provided in 15 ayurvedic dispensaries.

(f) Control of diseases**Spill-over schemes**

15.18. The construction of building for 3 T. B. clinics was in progress and about 11 per cent work had been completed. Construction of other T. B. clinics was also in progress.

New schemes

15.19. Under the National Malaria Eradication Programme, the existing 29 units continued to function. The 2 survey and 1 control units under the filaria control programme also continued to operate. In the T. B. sanatorium Chhindwara 96 beds were added. The B. C. G. campaign was continued with the existing 11 units. A T. B. clinic was opened at Khairagarh and additional staff was provided for the T. B. clinics at Indore, Gwalior and Jabalpur. Anti-yaws and the small pox eradication campaign were continued.

(g) Family planning and maternity and child welfare

15.20. According to plan, 25 rural, 6 urban and 17 family planning clinics at teaching institutions were established during the year. A regional family planning centre and a propaganda unit were also established. In development blocks, 125 Matragrihas were opened during the year.

CHAPTER XVI

HOUSING

16.1. Housing is one of the primary necessities and therefore has direct relationship with the health and efficiency of the people. Adequate attention was paid to this problem both in the first and second plan. In the Third Plan of Madhya Pradesh, a provision of Rs. 550.00 lakhs has been made for various housing schemes including Rs. 60.00 lakhs for urban land development. As against the Plan provision of Rs. 69.86 lakhs for the year 1961-62, actual expenditure amounted to Rs. 72.37 lakhs. Scheme-wise details of expenditure and physical achievements are given in appendix No. XVI. A brief review of the progress during 1961-62 is given below:-

(i) Subsidised industrial housing scheme

16.2. In 1961-62, a provision of Rs. 21.00 lakhs was available to the Madhya Pradesh Housing Board for the construction of 500 tenements. A sum of Rs. 24.26 lakhs, including Rs. 3.26 lakhs out of the previous balance was spent and 408 tenements were completed. Construction work of the remaining 92 tenements had progressed up to roof level.

(ii) Low income group housing scheme

16.3. During 1961-62, loans amounting to Rs. 33.20 lakhs were advanced to beneficiaries for the construction of 445 houses. Against this target, the beneficiaries completed 424 houses and the remaining 21 houses were under construction.

(iii) Slum clearance

16.4. For 1961-62, there was a provision of Rs. 1.00 lakh including Rs. 0.75 lakh as central share for the development of 80 plots. During the period, development of 36 plots could only be completed and an amount of Rs. 1.36 lakhs was utilised.

(iv) Village housing project scheme

16.5. In 1961-62, a provision of Rs. 9.60 lakhs was made for the construction of 450 houses in selected villages. Although an amount of Rs. 9.64 lakhs was spent, construction of 35 houses only was completed and the rest of the houses were in various stages of construction. A rural housing cell was also established at the headquarters.

Centrally sponsored scheme

(v) Land acquisition and development scheme

16.6. Under this scheme loans amounting to Rs. 11.59 lakhs were advanced to (a) various town improvement trusts in the State, (b) for sanitation work in the Capital Project in sectors 1 to 5, (c) for construction of roads in the said sectors, and (d) for acquiring land at various places for housing schemes.

Urban land development

16.7. A provision of Rs. 60.00 lakhs has been made in the Third Plan for urban land development schemes. For 1961-62 the plan provision was Rs. 7.87 lakhs

and the actual expenditure amounted to Rs. 4.93 lakhs. A brief description of the achievements under various schemes is given below:-

(i) Preparation of master plans

16.8. Under this scheme, it was proposed to prepare master plans and intensive plans for 4 major towns of the State. The work of preparation of master plans for Bhopal, Ujjain, Indore and interim plan for Korba Town was taken in hand. The interim plan of Bhopal city and its report was finalised and approved by the Master Plan Committee. The interim plan for Korba Town was nearing completion. The physical survey study maps of Indore and Ujjain towns were taken in hand which form the basic data for formulation of the interim plan proposals.

(ii) Preparation of lay-outs

16.9. For 1961-62, the target was preparation of lay-outs of (a) 330 acres of nazul land, (b) 330 acres for various government departments, and (c) 3 towns for which master plans were ready. During the period under review, lay-outs of 20 acres of nazul land and of 661 acres for various government departments were prepared and finalised. Regarding the lay-outs for towns which had master plans, none of the local bodies came forward for getting them prepared.

(iii) Implementation of master plans (Including existing outline plans)

16.10. Development and improvement schemes were undertaken at Bhopal, Damoh and Burhanpur involving 140 acres of land as against a phased target of 26 acres.

(iv) Training of technical staff of local bodies

16.11. Under this scheme, 9 local bodies namely Dhamtari, Bhind, Dewas, Morena, Mandsaur, Raipur, Ujjain, Ratlam and Indore had agreed to sponsor candidates for training but actually only 5 local bodies (Dewas, Mandsaur, Raipur, Ujjain and Ratlam) sent their candidates. One candidate of the Housing Department was also trained. Thus 6 candidates were trained as against the target of 20 persons.

(v) Slum clearance and improvement including sweepers' housing

16.12. A provision of Rs. 6.08 lakhs was made for this scheme, out of which the Centre's share was Rs. 4.56 lakhs and State's share Rs. 1.52 lakhs. The actual expenditure, however, amounted to Rs. 7.95 lakhs, Centre's share being Rs. 7.31 lakhs (Rs. 0.64 lakh as grant and 6.67 lakhs as loan) and State's share being Rs. 0.64 lakh. Slum clearance schemes were sanctioned for 8 towns *viz.*, Indore, Gwalior, Ujjain, Jabalpur, Bhopal, Katni, Burhanpur, Khandwa and the target was construction of 121 tenements and development of 160 plots. During the year under review, however, only 60 tenements were constructed at Bhopal.

CHAPTER XVII
LABOUR AND LABOUR WELFARE

17.1. In the Third Plan of Madhya Pradesh an outlay of Rs. 120.00 lakhs has been provided for labour and labour welfare programme. As against the plan provision of Rs. 15.24 lakhs for the year 1961-62, actual expenditure amounted to Rs. 12.53 lakhs. The head-wise break up of the plan provision and expenditure is given in the table No. 17.1:—

TABLE No. 17.1

(Rupees in lakhs)

S. No.	Head of Development	Third Plan provision 1961-66	Plan provision 1961-62	Actual expendi- ture 1961-62
1	2	3	4	5
I.	Craftsmen training programme ..	91.00	11.56	11.35
II.	Labour welfare programme ..	9.00	1.14	0.60
III.	Employment service ..	10.00	1.27	0.49
IV.	Employees' state insurance scheme ..	10.00	1.27	0.09
	Total ..	120.00	15.24	12.53

17.2. Scheme-wise details of expenditure and physical targets and achievements are given in appendix No. XVII. The progress of schemes during 1961-62 has been reviewed briefly in the following paragraphs:—

I. Craftsmen training programme

17.3. All the schemes for training of craftsmen are sponsored by the Ministry of Labour and Employment for which central assistance is available over and above the plan ceiling. The expenditure on these schemes is being shared by the Government of India and the State Government in the ratio of 60:40. In the Third Plan a sum of Rs. 91.00 lakhs has been provided as the State's share. In 1961-62, the plan provision was Rs. 11.56 lakhs out of which Rs. 11.35 lakhs were utilised. The following schemes were implemented.—

(i) Completion of buildings for industrial training institutes

17.4. During the year under review, 90% of the construction work of I. T. I. building at Khandwa was completed. The buildings at Bhilai and Rewa were completed up to the roof level and at Jabalpur and Bhopal nearly 80% and 70% of the works was completed. At Gwalior only 18% of the work could be done, whereas at Indore preliminary arrangements for starting the construction work were made.

(ii) Expansion of existing industrial training institutes

17.5. Under this scheme it was proposed to expand the existing industrial training institutes by introducing 486 additional seats against which 336 additional seats were introduced.

(iii) Establishment of new industrial training institutes

17.6. According to programme, 2 new industrial training institutes one at Chhindwara and the other at Ratlam are to be opened in 1962-63. All the preliminary arrangements such as selection of site and preparation of plans and estimates were completed.

(iv) Training of crafts instructors

17.7. The scheme contemplated training of meritorious trainees from industrial training institutes, in the Central Training Institutes for appointment as instructors. In 1961-62, 11 candidates were receiving training in the Central Training Institutes at Howrah and Kanpur.

(v) Administration of Industrial Training Institute, Koni

17.8. The Industrial Training Institute at Koni was being administered by the Government of India till May, 1961. Since then the administration of this Institute has been taken over by the State Government.

(vi) N. C. C. Unit at industrial training institutes

17.9. The scheme of N. C. C. in the industrial training institutes has been sponsored by the Ministry of Defence, Government of India under which some expenditure is incurred, by the State Government on 100% basis and some by the Government of India on 100% basis. Only camp expenditure is being shared by State and Central Governments on 50:50 basis. Under this scheme, 4 N. C. C. units one each at Raipur, Khandwa, Gwalior and Rewa have been opened.

II. Labour welfare programme

17.10. Grants-in-aid amounting to Rs. 0.60 lakh were given to trade unions for 16 existing and 2 new labour welfare centres for undertaking various welfare activities.

III. Employment service

17.11. In the Third Plan, a provision of Rs. 10.00 lakhs has been made for employment services. Under these schemes, 60% of the expenditure is borne by the Government of India and 40% by the State Government. Out of the plan provision of Rs. 1.24 lakhs for the year 1961-62 expenditure during the period amounted to Rs. 0.49 lakh and the following schemes were implemented:—

(i) Extension of coverage of employment service

17.12. According to programme, 7 employment exchanges were opened during 1961-62 in the districts of Mandla, Dhar, Jhabua, Bhand, Morena, Raigarh and Rajgarh. Three employment bureaux were opened in the three Universities of Ujjain, Sagar and Jabalpur. In addition, 15 employment information and assistance bureaux were opened at Jaora, Neemuch, Dabra, Umaria (Karkeli), Ater, Timarni, Sirmaur, Waidhan, Sihora, Banda, Nainpur, Malkharoda, Abhanpur, Rajnandgaon and Narayanpur.

(ii) Collection of employment market information

17.13. Under this scheme it was proposed to establish 16 employment market information centres at 16 employment exchanges to collect information;

about the supply of and demand for manpower from time to time. Accordingly, 16 centres one each at employment exchanges at Ratlam, Balaghat, Satna, Shahdol, Betul, Hoshangabad, Guna, Jagdalpur, Khandwa, Khargone, Mandsaur, Chhatarpur, Tikamgarh, Ambikapur, Bilaspur and Katni were established.


(iii) Youth employment service and employment counselling

17.14. The scheme envisages establishment of youth employment services and employment counselling sections at employment exchanges to provide vocational guidance to youths and adults according to their abilities and interest. One state vocational guidance unit (at the Headquarters) and one vocational guidance section at Raipur employment exchange were opened during 1961-62.

IV. Employees' state insurance scheme

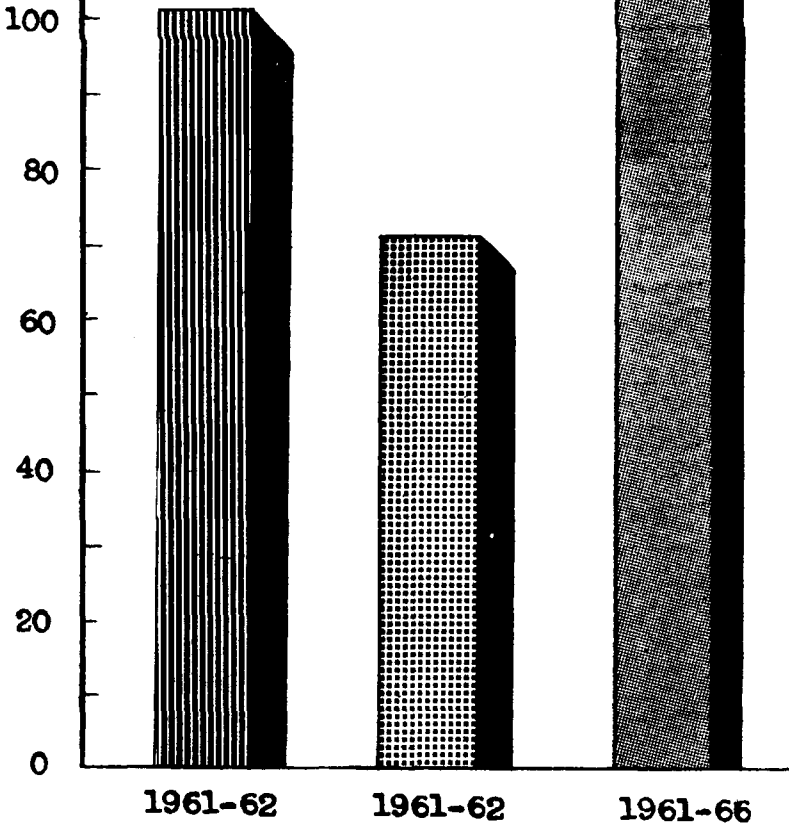
17.15. The programme for 1961-62 was to extend the benefits of this scheme to the families of insured persons at Banmore, Dewas, Mandsaur, Katni, Kymore, Raigarh, Raipur and Satna centres. Accordingly, the scheme was extended to the families of insured persons at Banmore, Dewas, Mandsaur, Raigarh, Raipur and Satna and 5,850 employees were benefited. Advice and guidance on family planning is being given to the insured persons and their families at these centres. The employees of Katni and Kymore centres were not in favour of implementation of employees' state insurance scheme in their centres as they were satisfied with the medical facilities provided by their employers,




WELFARE OF BACKWARD CLASSES



800.00

(Rs. IN LAKHS)



-  Plan Provision
-  Actual Expenditure
-  Third Plan Outlay

CHAPTER XVIII

WELFARE OF BACKWARD CLASSES

18.1. The Constitution of India has laid special emphasis on the improvement of the conditions of backward classes so as to bring their level at par with other economically and socially advanced communities of the country. The scheduled tribes, the scheduled castes and some other backward classes are socially, economically and educationally backward. In the Third Plan of Madhya Pradesh, the main objectives of the special programmes are to provide them special facilities for development and to bring up the level of development of scheduled areas at par with other developed areas of the State. In the Third Five Year Plan of Madhya Pradesh an outlay of Rs. 800.00 lakhs has been provided for the welfare of backward classes. For 1961-62, a provision of Rs. 101.58 lakhs was made in the Plan and actual expenditure aggregated Rs. 70.38 lakhs. The head-wise break-up of the plan provision and actual expenditure is given in table No. 18.1:—

TABLE No. 18.1

(Rs. in lakhs)

S. No.	Head of Development	Third plan Outlay 1961-66	Plan outlay 1961-62	Actual expenditure 1961-62
1	2	3	4	5
I.	Scheduled tribes	622.62	80.12	50.95
II.	Scheduled castes	157.76	19.66	17.81
III.	Other backward classes	19.62	1.80	1.62
Total		800.00	101.58	70.38

18.2. Scheme-wise details of expenditure and physical targets and achievements are given in appendix No. XVIII. A brief review of progress of various schemes implemented during 1961-62 is given below:—

I. Welfare of scheduled tribes

18.3. For the welfare of scheduled tribes schemes relating to education, economic uplift, health and housing, etc., were implemented and the progress was as under:—

Education

18.4. Scholarships and stipends amounting to Rs. 21.75 lakhs were given to scheduled tribes students of primary and high schools. About 56 primary schools and 50 teachers' quarters have been constructed. For providing hostel facilities preliminary action for establishing 2 ashrams for adivasi girls and 5 hostels for boys was taken. Equipments were purchased for hostels constructed during the second plan period. Educational tours were organised for 595 students.

Economic uplift

18.5. Subsidies amounting to Rs. 3.17 lakhs were given to tribal cultivators for bunding and levelling of 7,950 acres of land. Subsidies of Rs. 3.27 lakhs were also given to 398 families for purchase of bullocks, seeds and implements. Preliminary arrangements for starting a training-cum-production centre were completed.

Health and other schemes

18.6. One V. D. Clinic was opened in the tribal area and 2,181 medicine chests, as against the target of 3,000 chests were supplied. About 78 sanitary drinking water wells were also constructed.

18.7. For opening up of interior areas 108 miles of approach roads and 24 culverts were constructed. Grants amounting to Rs. 0.63 lakh were given to non-official organisations engaged in welfare work. For popularising wearing apparels amongst tribals, saris and blouses were distributed. Facilities for legal aid were also made available to them.

II. Welfare of scheduled castes

Education

18.8. Scholarships and stipends amounting to Rs. 13.15 lakhs were given to scheduled caste students.

Economic uplift

18.9. Agricultural subsidy amounting to Rs. 2.27 lakhs was given to 434 families for purchase of bullocks, seeds and implements. Preliminary steps for starting a training-cum-production centre were taken and some equipments were also purchased.

Health and other schemes

18.10. During the year, 54 sanitary drinking water wells were constructed. Grants of Rs 0.33 lakh were given to non-official organisations doing welfare work for scheduled castes. Four community centres were organised and action to start 2 sanskar kendra was initiated by purchasing some equipment.

III. Welfare of other backward classes

18.11. During the year only one scheme *viz.*, grant of scholarships was implemented and scholarships worth Rs. 1.62 lakhs were given to students of other backward classes.

Centrally sponsored programme

18.12. An outlay of Rs. 531.20 lakhs has been provided in the Third Plan for centrally sponsored schemes on cent-per-cent grants-in-aid basis. As against the provision of Rs. 63.55 lakhs for the year 1961-62, the actual expenditure during the period amounted to Rs. 51.21 lakhs. Head-wise break-up of plan provision and actual expenditure is given in table No. 18.2.

TABLE No. 18.2

(Rs. in lakhs)

S. No.	Head of Development	Third plan outlay 1961-66	Plan outlay 1961-62	Actual expenditure 1961-62
1	2	3	4	5
I.	Scheduled Tribes	462.30	52.03	46.00
II.	Scheduled Castes	33.99	5.60	2.99
III.	Other Backward Classes	34.91	5.92	2.22
	Total	531.20	63.55	51.21

18.13. A brief description of the progress under various schemes during 1961-62 is given below:—

Welfare of scheduled tribes

18.14. During the period under review, 29 forest labour, 39 multipurpose, 5 service co-operatives and 35 grain godowns were organised. A subsidy of Rs. 2.00 lakhs was given to the Tribal Development Co-operative Society. In the special multipurpose tribal blocks, a sum of Rs. 30.00 lakhs was utilised for the completion of incomplete works. Three research teams have been organised under the research and training programmes and a cultural wing was also started.

Welfare of scheduled castes

18.15. Subsidies amounting to Rs. 2.78 lakhs were given to sweepers and scavengers for the construction of 126 tenements. Housing sites were also provided to persons of scheduled castes engaged in unclean occupations.

Welfare of other backward classes

18.16. Locations for starting 3 ashram schools for denotified tribes were finalised and equipment for the ashrams were purchased. Scholarships worth Rs. 0.42 lakh were given to students belonging to denotified tribes. A community welfare centre was started for these tribes and 70 families were settled.

CHAPTER XIX
SOCIAL WELFARE

19.1. The economic and social aspects of a plan of development are closely interconnected. It is, therefore, very necessary to solve the basic social problems *viz.*, neglected childhood, welfare of the economically, physically, mentally and socially handicapped, social and moral hygiene, removal of untouchability, begging and vagrancy, juvenile delinquency, immoral traffic, educational and employment requirements of women, welfare of prisoners, etc. Keeping these objectives in view, a provision of Rs. 70.00 lakhs has been made in the third five year plan of the State for various social welfare schemes. For 1961-62, a provision of Rs. 10.89 lakhs was made and the expenditure amounted to Rs. 2.62 lakhs. Head-wise break-up of the plan provision and actual expenditure during 1961-62 is given in table No. 19.1.

TABLE No. 19.1

(Rs in lakhs)

S. No.	Head of Development	Third plan outlay 1961-66	Plan provision 1961-62	Actual expendi- ture 1961-62
1	2	3	4	5
(i)	Women's welfare	10.00
(ii)	Child Welfare	14.32	0.58	..
(iii)	Social and moral hygiene and after-care programme.	4.62	0.45	0.01
(iv)	Social defence programme	11.03	0.88	..
(v)	Welfare extension projects.. .. .	5.38	3.00	2.00
(vi)	Grant-in-aid to social welfare institutions	9.43	1.68	0.45
(vii)	Other schemes	0.25	0.05	0.01
(viii)	Welfare of physically and mentally handi- capped.	14.94	4.25	0.15
	Total	70.00	10.89	2.62

19.2. Details of scheme-wise expenditure are given in appendix No. XIX. A brief review of the progress is given below:—

(i) Social and moral hygiene and after-care programme

19.3. A State home for after-care of men from non-correctional institutions was set up at Bhopal.

(ii) Welfare extension projects

19.4. According to programme, 39 welfare extension projects were started during 1961-62.

(iii) Grant-in-aid to social welfare institutions

19.5. Grants amounting to Rs. 0.45 lakh were given to Mahila Samitis of 6 districts in the Vindhya Pradesh Region, the M. P. State Council for Child Welfare, Madhav Orphanage, Gwalior, the T. B. Patients Welfare Association, Indore, Discharged Prisoners, Aid Societies of 30 districts and other small welfare agencies in the State.

(iv) Other Schemes

19.6. Two district panchayats and welfare officers were sent for short course training in social welfare at the Tata Institute of Social Sciences, Bombay.

(v) Welfare of physically and mentally handicapped

19.7. During 1961-62, a training-cum-production centre for orthopaedically handicapped was established. Stipends amounting to Rs. 0.07 lakh were paid to 35 blind, deaf-mute and orthopaedically handicapped children of primary to higher secondary schools and a sum of Rs. 0.03 lakh was paid to 16 physically handicapped students for purchasing special aids like hearing aids, artificial limbs and spectacles. A sum of Rs. 0.04 lakh was paid to 2 schools for handicapped children for purchasing special equipment.

CHAPTER XX
MISCELLANEOUS

20.1. This chapter includes a brief review of the progress during 1961-62, regarding schemes included under 'Statistics', 'Publicity', 'Welfare of Prisoners', 'Local Bodies Development', 'Bhopal Capital Project' and 'Development of Presses'. The following table exhibits the five year outlay, provision and expenditure incurred during 1961-62.

TABLE No. 20.1

(Rs. in lakhs)

S. No.	Head of Development	Third plan outlay 1961-66	Plan provision 1961-62	Actual expendi- ture 1961-62
1	2	3	4	5
(i)	Statistics	28.00	3.56	0.97
(ii)	Publicity	39.00	5.01	1.62
(iii)	Welfare of Prisoners	10.00	1.27	0.51
(iv)	Local bodies development	75.00	9.52	6.04
(v)	State Capital Project	700.00	200.00	133.18
(vi)	Development of Presses	25.00	3.18	3.18
	Total ..	877.00	222.54	145.50

20.2. Scheme-wise details are given in Appendix No. XX.

20.3. A brief review on the progress and achievements under different heads is given under.

(i) Statistics

20.4. For the assesment of socio-economic benefits of various schemes to the community, accuracy of statistical data and its timely availability is necessary. For the statistical schemes included in the State's Third Plan, a sum of Rs. 28.00 lakhs has been provided. For 1961-62 a sum of Rs. 3.56 lakhs was provided out of which Rs. 0.97 lakh were utilized.

20.5. A brief review of the progress is given below:—

(i) The estimates of State Income of Madhya Pradesh for the year 1959-60 both at current and constant prices were released. Price data in respect of animal husbandry and forestry was under scrutiny for estimation of State Income for 1960-61 and data in respect of organised banking, public administration, minor crops and by-products were being collected.

- 20.6. (ii) The Man-Power Division of the Directorate issued reports on—
- (a) "Requirements and availability of Technical Personnel during the Third Plan", and
 - (b) Preliminary report on "Wastage in Professional and Technical Education in M. P."

The following reports were under preparation:—

- (a) A hand book on "Training Facilities in M. P. for 1960-61."
- (b) Revision of the preliminary report on the study of "Norms" for estimation of man-power requirements in the private sector (Manufacturing Industries).
- (c) Unutilized intake capacity of technical training institutions in M. P.

20.7. (iii) The Mechanical Tabulation Unit was installed and two verifiers and two punchers were received during 1961-62.

20.8. (iv) The Financial Resources and Tax Research Unit brought out a publication entitled "An economic classification of the State Government Budget for the year 1961-62". The Plan Project Evaluation Unit and the Perspective Planning Unit started late in the year and in the absence of senior staff much work could not be done.

20.9. (v) The Sample Survey Unit prepared first round reports of the "Goods Traffic Survey" for four districts *viz.*, Gwalior, Ujjain, Seoni and Rewa and tabulation of data for all the four rounds for all the four centres was completed. The schedules of the survey of improved agricultural practices for Kharif crops were scrutinized. A report on "Employment in Gwalior City" was prepared. Data regarding the (a) Pilot survey of consumption pattern of class III and IV Government employees were scrutinised, and (b) small scale industries were tabulated. Survey of improved agricultural practices for Rabi crops was started.

20.10. (vi) The Agro-Economic Research Unit prepared a draft report on "Economic Survey of Agriculture in M. P. 1959-60".

20.11. (vii) The Demographic Study Unit prepared a draft report on one per cent sample census count of population conducted in November, 1960. The compilation and scrutiny of vital statistics returns and the preparation of Demographic Atlas and Demographic Abstract of Madhya Pradesh was in progress. A report on "Study of Trends in the Number and Types of Employment seekers in M. P. 1956-60" was under preparation by the Employment and Unemployment Study Unit.

20.12. (viii) The Economic Intelligence and Publications Unit maintained economic intelligence records up-to-date and the library was strengthened by bringing the total number of books to 11,228. An Editorial Board was also constituted. The Cartographical Unit prepared about 179 charts, graphs, display boards and large maps, etc.

(ii) Publicity

20.13. In the third five year plan of Madhya Pradesh, an outlay of Rs. 39.00 lakhs has been provided for schemes of publicity and installation of community listening sets. In 1961-62, a sum of Rs. 5.01 lakhs was provided out of which Rs. 1.62 lakhs were utilised. A brief review of progress during 1961-62 is given below:-

20.14. A research-cum-reference section was established and an amount of Rs. 0.02 lakh was utilised. A joint plan festival was organised by the Directorate of Information and Publicity and the Field Publicity Organisation of the Government of India, in the State. The occasion was utilised to present the achievements of second plan and the targets of the third plan before the people through various media of publicity. Publicity material, such as posters, folders, and booklets for mass distribution were produced and exhibitions and songs and drama performances were organised.

20.15. Materials for setting up a photographic unit at Raipur and establishing a song and drama unit, were purchased. For strengthening the information centres at district headquarters, necessary staff has been appointed in 4 districts and is being appointed in 17 districts. Preliminary action for opening full fledged information centres at Jabalpur and Gwalior was taken.

20.16. *Community listening scheme.*—The community listening scheme is being implemented by the Directorate of Panchayats and Social Welfare. For 1961-62 the target was to install 765 community listening sets in gram panchayats. Due to certain difficulties the radio sets could not be procured and supplied to gram panchayats before the close of the year.

20.17. With a view to extend technical assistance to all the Government Departments and public agencies for maintenance, repairs and servicing of radios and other *audio-visual* equipment owned by them, two workshops were established during 1961-62.

(iii) Welfare of Prisoners

20.18. The welfare State has a special responsibility for the rehabilitation and resettlement of the socially handicapped, disabled and criminals, as good citizens. In order to bring about a change in the social outlook of the convicts during their detention period and to enable them to lead a honourable life after their release, some schemes have been included in the State's Third Plan for which an outlay of Rs. 10.00 lakhs has been provided. In 1961-62, a provision of Rs. 1.27 lakhs existed in the Plan, out of which a sum of Rs. 0.51 lakh was utilised. A brief review of the progress during 1961-62 is given below:—

20.19. For the eradication of illiteracy amongst prisoners, 10 teachers have been appointed in different jails. Amenities such as soap and oil were supplied to the prisoners in the jails of Madhya Bharat, Vindhya Pradesh and Bhopal regions. One lady reformist preacher has been appointed in the model jail for female prisoners.

20.20. With a view to setting apart jails for old and infirm prisoners, lunatics and prisoners suffering from T. B. and Leprosy, two T. B. Wards (one at Chhindwara and the other at Indore district jail), two wards for old and infirm (one at Betul and the other at Dhar), one leprosy ward (at Ujjain), one lunatic ward (at Gwalior) were opened and 4 specialists (2 in T. B., one in mental diseases and one in leprosy), were appointed.

20.21. In order to provide training to prisoners in cottage industries, two training centres one in leather and one in grass mat weaving industry have been opened at Rewa and Mandla respectively and necessary staff for giving instructions has been appointed.

(iv) Local Bodies Development

20.22. As a training ground for people's participation in Government administration, management of public utilities and civic amenities, the local Government institutions have largely contributed towards the building up and preservation of democracy. In the Third Plan a provision of Rs. 75.00 lakhs has been made for schemes of local bodies. For 1961-62, a provision of Rs. 9.52 lakhs was made in the Plan, out of which Rs. 6.04 lakhs have been utilised. The achievements are as under:—

20.23. Loans and grants amounting to Rs. 5.72 lakhs were given to local bodies (urban) of Madhya Bharat and 3 local bodies of Mahakoshal for public utility works such as roads, drains, water-supply schemes, public latrines and urinals, meat markets and recreation centres, etc.

20.24. Under the training programme, against the target of 120 trainees, only 19 officers of different municipalities of the State were trained due to reluctance of municipalities to depute their staff for training. It has now been made compulsory for them to send their officers for the training and in future it will be possible to train large number of officers. In addition 5 shivirs were also held.

20.25. Under the scheme of administration, staff was provided for assisting smaller municipalities in the preparation of plans and estimates and for scrutinising the estimates received from bigger municipalities where technical staff already existed. This staff also supervised the execution of the scheme in smaller municipalities.

(v) State Capital Project

20.26. The State Capital Project-Stage I, involving a total cost of Rs. 13.25 crores was started during the second plan and an expenditure of Rs. 6.08 crores was incurred. In the third plan, an outlay of Rs. 7.00 crores has been provided—Rs. 6.50 crores for the works included in Stage I and Rs. 0.50 crore for meeting the increased demand for water-supply. In 1961-62, a sum of Rs. 200.00 lakhs was provided for this project, out of which Rs. 133.18 lakhs were spent.

20.27. The following works were completed during the year under report:—

(i)	Staff quarters	1,100
(ii)	Staff quarters for 75 bedded hospital	51
(iii)	High school for boys	1
(iv)	High school for girls	1
(v)	Primary schools	1
(vi)	75 bedded hospital	1
(vii)	Club building	1
(viii)	Play grounds	4

20.28. The following works were in progress:—

(i)	Secretariat building	
(ii)	Staff quarters	1,614
(iii)	School buildings	2
(iv)	Play-ground	1
(v)	Large play ground attached to stadium	1
(vi)	Tagore Memorial Hall	
(vii)	Stadium	
(viii)	Pavillion	
(ix)	Community hall and cultural centre	
(x)	Roads, development of land, street lighting, storm water drains and surface drainage, water-supply and sewage and acquisition of land, etc.					

(vi) Development of Printing Presses

20.29. For the development of Government printing presses a provision of Rs. 25.00 lakhs has been made in the third plan of the State, out of which a sum of Rs. 3.18 lakhs was provided in the annual plan of 1961-62. During 1961-62, the entire amount was utilized for the purchase of (i) 4 lino type line composing machines, (ii) 2 Jobber Cylinder Printing machines, and (iii) 2 Perforating machines. of the 8 machines, five machines viz., 4 lino type line composing machines and one perforating machine have been installed at the Government Central Press, Bairagarh (Bhopal) and one perforating machine at Government Regional Press, Gwalior. The remaining two Jobber Cylinder printing machines have been installed one each at Government Regional Press, Rewa and Rajnandgaon.

APPENDICES

APPENDIX No. I

Statement showing third Plan outlay and outlay and expenditure during 1961-62 under different heads of development.

(Rupees. in lakhs)

Sl. No.	Head of Development	Third plan outlay 1961-66	Plan Provision 1961-62	Actual Expenditure 1961-62	Percentage of column. 5 to 4.
1	2	3	4	5	6
Production sector.—					
(i)	Agriculture including minor irrigation..	2,890.90	373.25	368.79	98.80
(ii)	Animal husbandry, dairying and milk supply.	520.00	66.08	39.87	60.38
(iii)	Fisheries	75.00	9.52	4.13	43.38
(iv)	Forests and soil conservation ..	949.10	114.28	92.26	80.73
(v)	Co-operation	670.00	85.08	68.71	80.76
(vi)	Community development and panchayats.	2,540.00	384.38	398.38	103.64
TOTAL—(i to vi) Agriculture and Community Development.		7,645.00	1,032.54	972.14	94.15
(vii)	Irrigation	4,180.00	710.90	584.75	82.25
(viii)	Power	7,600.00	965.00	900.00	93.26
TOTAL—(vii + viii) Irrigation and Power		11,780.00	1,675.90	1,484.75	88.59
(ix)	Industry	1,020.00	129.52	111.47	86.6
(x)	Mineral development	30.00	3.80	3.77	99.21
TOTAL—(ix + x) Industry and Mining ..		1,050.00	133.32	115.24	86.44
(xi)	Roads and road transport	1,780.00	226.03	194.96	86.25
TOTAL—Transport and Communications		1,780.00	226.03	194.96	86.25
TOTAL—(1) Production sector ..		22,255.00	3,067.79	2,767.09	90.20
Social Services Sector—					
(xii)	Education	3,198.00	480.40	297.32	61.89
(xiii)	Health	2,130.00	331.70	290.38	87.54
(xiv)	Housing	550.00	69.86	72.37	103.59
(xv)	Labour and Labour Welfare ..	120.00	15.24	12.53	82.22
(xvi)	Welfare of Backward Classes ..	800.00	101.58	70.38	69.29
(xvii)	Social Welfare	70.00	10.89	2.62	24.06
(xviii)	Statistics	28.00	3.56	0.97	27.24
(xix)	Publicity	39.00	5.01	1.62	32.34
(xx)	Welfare of prisoners	10.00	1.27	0.51	40.16
(xxi)	Local bodies development	75.00	9.52	6.04	63.45
(xxii)	State Capital Project	700.00	200.00	133.18	66.59
(xxiii)	Development of presses	25.00	3.18	3.18	100.00
TOTAL—(2) Social Services Sector ..		7,745.00	1,232.21	891.10	72.32
GRAND TOTAL (1+2) ..		30,000.00	4,300.00	3,658.19	85.07

APPENDIX II

Centrally sponsored schemes for which only the State's share is provided in the Plan or which are wholly financed by the Government of India and not included in the State's Plan

(Rupees in lakhs)

S. No.	Head of Development	Outlay in 1961-62	Expenditure in 1961-62	State's share 1961-62	Centre's share 1961-62		
					Grant	Loan	Total
1	2	3	4	5	6	7	8
1.	Animal husbandry, dairying and milk supply.	2.11	1.32	..	1.32	..	1.32
2.	Forests and soil conservation.	7.87	4.94	..	4.94	..	4.94
3.	Community development and panchayats (including local development works and rural pilot projects).	160.37	74.27	3.41	70.86	..	70.86
4.	Roads and road transport.	49.67	54.99	27.69	27.30	..	27.30
5.	Education ..	16.85	14.86	8.07	6.78	0.01	6.79
6.	Health ..	68.09	159.38	66.82	92.56	..	92.56
7.	Housing ..	19.08	20.90	0.98	0.98	18.94	19.92
8.	Labour and labour welfare.	33.38	31.69	11.93	19.76	..	19.76
9.	Welfare of backward classes.	63.55	51.21	..	51.21	..	51.21
10.	Social welfare ..	1.13	0.02	0.01	0.01	..	0.01
11.	Miscellaneous— (i) Publicity ..	1.50	1.33	0.37	0.96	..	0.96
GRAND TOTAL ..		423.60	414.91	119.28	276.68	18.95	295.63

APPENDIX
AGRICULTURE INCLUDING

S. No.	Scheme	Plan Outlay 1961-66	Plan Provision 1961-62	Actual Expendi- ture during the year 1961-62
1	2	3	4	5
Agriculture including minor irrigation				
(a) Minor irrigation including tube wells—				
(i) Director of Agriculture—				
	(a) Construction of new wells and repairs of old wells	360.00	47.89	35.03
	(b) Installation of oil engine pumps	100.00	15.00	11.27
	(c) Installation of electric pumping sets	174.50	17.00	5.37
	(d) Installation of persian wheels	18.00	3.00	1.45
	(e) Loans for lift irrigation to co-operative societies ..	15.00	1.25	0.25
	(f) Loans and subsidies to co-operative societies for flow irrigation.	12.50	0.75	0.01
	(g) Deepening of wells through boring and blasting operations.	20.00	3.64	5.57
	(h) Double cropped area
	TOTAL—(i)	700.00	88.53	58.95
(ii) Chief Engineer P. W. D. (Irrigation)—				
(i) Minor irrigation Schemes—Spillover—				
	(a) Tanks	210.00	101.58	133.32
	(b) Tube wells	15.00		
	(c) Incomplete works in C. D. blocks	40.00		
	<i>New</i>			
	(a) Tanks	475.00	101.58	133.32
	(b) Tube wells	60.00		
	TOTAL—(ii)	800.00	101.58	133.32
	TOTAL—(a) Minor Irrigation	1,500.00	190.11	192.27
Land Development—				
i (Director of Agriculture—)				
	2. Machine tractor-cum-fallow up cultivation ..	125.00	29.19	74.43
ii (Settlement Commissioner)—				
	(3) Consolidation of holdings	64.00	8.13	7.52
iii Director of Land Records in charge colonisation—				
	Colonisation and settlement of landless persons in Madhya Pradesh.	46.85	6.09	4.81
	TOTAL—(b) Land development ..	235.85	43.41	86.76

III
MINOR IRRIGATION

(Rupees in lakhs)

Physical Targets and Achievements

Item	Unit	Third Plan Target	1961-62		Remarks
			Targets	Achievements	
6	7	8	9	10	11
New wells ..	No.	20,000	2,973	3,609	
Old wells ..	No.	28,900	3,326	1,084	
Pumps ..	No.	4,000	680	401	
Pumps ..	No.	12,666	1,266	152	
P. wheels ..	No.	2,400	400	193	
Stations ..	No.	60	5	2	
Societies ..	No.	83	5	..	
Boring ..	No.	76	12	11	
Deepening ..	No.	6,000	1,200	1,180	
Area covered ..	Acres	5,50,000	1,00,000	2,05,103	
..	
..	
..	
..	
Deep ploughing ..	Acres	20,000	32,000	37,336	
Light ploughing ..	Acres	60,000	10,000	12,679	
Area covered ..	Lakh acres	25.00	3.20	2.02	
1. Families ..	No.	1,050	150	149	
2. Districts covered under survey of culturable waste lands.	No.	39	4	4	
..	

S. No.	Scheme	Plan Outlay 1961-66	Plan Provision 1961-62	Actual Expenditure during the year 1961-62
1	2	3	4	5
<i>(c) Supply schemes—</i>				
<i>(Director of Agriculture)—</i>				
<i>i Fertilizers and manures;</i>				
(5)	Development of local manurial resources and green manuring.	..		
(i)	Urban compost (Town)		
(ii)	Night soil compost		
(iii)	Rural compost (Village)	50.00	4.00
(iv)	Green manuring		2.57
(6)	Distribution of nitrogenous fertilisers	25.20	2.05
(7)	Subsidised distribution of phosphatic fertilizers	85.40	7.00
	TOTAL—(i)	160.60	13.05
				6.28
<i>(ii) Multiplication and distribution of improved seeds.—</i>				
(8)	Completion of seed multiplication farms started in in second plan.		50.00	8.00
(9)	Setting up of new seed farms	32.00	3.88
(10)	Development of old existing farms	5.00	1.00
(11)	Construction of seed stores	21.00	2.00
(12)	Distribution of improved seeds	97.77	12.50
(13)	Demonstration of improved agril. implements	25.00	1.18
(14)	Plant protection	50.00	8.00
	TOTAL—(ii)	300.77	36.56
				25.81
<i>(iii) Improved agricultural practices—</i>				
(15)	Setting up of small demonstration farms of cultivators' field.		5.00	1.00
(16)	Japanese method of paddy cultivation
(17)	Fuller utilization of irrigation potential	25.00	2.50
	TOTAL—(iii)	30.00	3.50
				3.42
	TOTAL—(c) Supply schemes	491.37	53.11
				35.51
<i>(d) Other Special production programme—</i>				
<i>(Director of Agriculture)—</i>				
(18)	Intensive agricultural district programme	100.00	14.00
	TOTAL—(d) Other special production programme.	..	100.00	14.00
				14.05

III—contd.

(Rupees in lakhs)

Physical Targets and Achievements						Remarks
Item	Unit	Third Plan	1961-62			
			Targets	Achievements		
6	7	8	9	10	11	
Fertilizers distributed	.. Tons.	1,40,000	..	1,37,000		
" "	Tons.	58,000	11,000	6,957		
" " ..	Tons.	18,40,000	5,00,000	7,01,121		
Area land	.. Acres.	22,00,000	2,00,000	1,81,365		
Fertilizers distributed	.. Tons.	5,74,000	51,000	31,236		
" "	Tons.	1,22,000	10,000	6,733		
..		
Farms No.	72	72	10		
Farms No.	20	20	19		
Farms No.	53		
Stores No.	416	40	6		
Area covered Acres.	1,52,00,000	74,45,000	73,70,543		
"		
Area covered Acres.	28,00,000	3,00,000	82,309		
..		
Farms No.	10,000	2,000	1,069		
Area covered Acres.	8,50,000	4,00,000	2,47,387		
Area covered Acres.	14,04,000		
..		
..		
..		
..		

S. No.	Scheme	Plan Outlay 1961-66	Plan Provision 1961-62	Actual Expenditure during the year 1961-62
1	2	3	4	5
(e) Development of commercial crops including horticulture and subsidiary food crops.				
(Directorate of Agriculture)				
(i) Development of commercial crops—				
(19)	Development of oil seeds	6.22	0.91	0.38
(20)	Cotton development	11.66	2.00	1.06
(21)	Development of fibre crops	1.00
(22)	Lac development (Forest Department)	8.00	1.00	0.31
(23)	Sugarcane development	40.00	7.58	1.98
(24)	Cashewnut development	1.03	0.18	0.12
TOTAL—(i)		67.91	11.67	3.85
(ii) Horticulture including vegetables—				
(25)	Development of horticulture	71.00	3.20	1.30
(26)	Training of gardeners	3.00	0.59	0.51
(27)	Establishment of progeny orchards	5.43	1.85	0.37
(28)	Development of vegetable production	1.22
(29)	Regional research station for vegetable production	3.14	0.60	..
(30)	Development of existing nurseries and gardens	1.50	0.50	..
TOTAL—(ii)		85.29	6.74	2.18
(iii) Subsidiary food crops—				
(31)	Popularisation of subsidiary food crops	4.60	0.40	0.27
(32)	Processing of subsidiary food crops	5.00
TOTAL—(iii)		9.60	0.40	0.27
TOTAL—(e) Commercial crops including horticulture and subsidiary food crops.		162.80	18.81	6.30
(f) Agriculture Research and Education—				
(i) Agriculture Research.				
Director of Agriculture				
(33)	Setting-up of State agriculture research institute	20.00	1.00	..

III—(contd.)

(Rupees in lakhs)

Physical Targets and Achievements						Remarks
Item	Unit	Third Plan Targets	1961-62		11	
			Targets	Achievements		
6	7	8	9	10	11	
Oilseed	Tons.	1,25,000	7,080	450		
Cotton	Bales	1,84,000	60,000	24,500		
..		
Farms	No.	60	4	2		
Sugarcane	Tons.	9,73,000	1,02,100	1,06,776		
Area covered	Acres.	1,000	200	N.A.		
..	
New orchards	21,300	620	1,267	77 Trained. 20 under training.	
Old orchards	40,000	6,000			
Trainees	No.	500	100			
Orchards	No.	3		
Nurseries	No.	9		
Vegetable production	Acres	1,06,000	12,000	11,776		
..		
..		
Potato	Acres.	8,000	2,000	4,000		
Sweet Potato	Acres.	2,500	500	..		
..		
..		
..		
Institute	No.	1	1	..		

S. No.	Scheme	Plan Outlay 1961-66	Plan Provision 1961-62	Actual Expenditure during the year 1961-62
1	2	3	4	5
(34)	Setting-up of regional research stations including commodity research	12.63	2.42	0.28
(35)	Intensification of research on mango, citrus, and guava	2.72	0.52	0.65
(36)	Model agronomical trials	4.50	0.90	0.57
(37)	Coordinated scheme of simple fertilizer trials on cultivators' fields.	6.00	1.00	0.28
(38)	Fodder research	4.90	1.20	0.75
(39)	Establishment of soil testing laboratories ..	3.06	0.33	0.24
(40)	Provision of Indian Council of Agriculture Research and other commodity research scheme.	35.00	6.00	4.11
	TOTAL—(i) ..	88.81	13.37	6.88
(Director of Land Records.)				
Carry over schemes				
(41)	Reducing the workload of primary reporting agency	19.00	3.59	4.05
(42)	Estimation of yield of commercial (non-food) crops <i>i.e.</i> Cotton and oilseed and protective food crops <i>i.e.</i> fruits and vegetables, and minor commercial crops <i>i.e.</i> condiments and spices.	3.76	0.71	0.46
(43)	Rationalised supervision of patwari work of area enumeration.	1.45	0.27	0.14
(44)	Construction of index numbers relating to the agricultural economy.	1.80	0.35	0.24
(45)	Cadastral survey of unsurveyed areas ..	15.00	1.20	1.25
(46)	Training of statistical personnel	0.40	0.08	0.01
(47)	Survey of culturable waste lands	0.37	..
New schemes.				
(48)	Strengthening of the Directorate of Land Records for implementation of various scheme of improvement of agricultural statistics.	0.80	0.15	..
(49)	Diagnostic studies for reconciliation of discrepancies in statistics collected by more than one agency.	0.54	0.11	..
(50)	Publication of the Agro-economic atlas of M. P. and other publications.	0.40	0.08	..
(51)	Pilot enquiries into the economics of allied agricultural industries and socio-economic condition of the population engaged in them.	0.80
(52)	Enquiries into the cost of cultivation of crops and possibilities of planning crop shifts.	2.00	0.25	..
(53)	Pre-harvest estimates of crop acreages by random sampling method.	0.95	0.19	0.04

S. No.	Scheme	Plan Outlay 1961-66	Plan Provision 1961-62	Actual Expenditure during the year 1961-62
1	2	3	4	5
(54)	Collection of statistics of area under improved cultivation practices.	0.25	0.04	..
(55)	Adoption of standard farms for collection of agricultural statistics.	9.00
(56)	Improvement in the system of recording the area under mixed crops.	2.00	0.24	0.12
	TOTAL—(ii)	58.15	7.63	6.31
(iii) Agricultural education—				
(Director of Agriculture)				
(57)	Completion of agriculture Colleges	17.86	3.80	0.10
(58)	Strengthening of existing agriculture colleges	38.00	6.69	4.30
(59)	Establishment of new agriculture college, Raipur	30.00	2.03	3.35
(60)	Establishment of rural university	1.00
(61)	Training of officers abroad	1.00
(62)	Post-graduates training in India	2.70	0.30	0.32
(63)	Provision for merit scholarships	2.00	0.38	0.56
	TOTAL—(iii)	92.56	13.20	8.63
	TOTAL—(f) Agriculture research and education ..	239.52	34.20	21.82
(g) Agricultural extension training—				
(i) Extension training—				
(Director of Agriculture)				
(64)	Training of farmers sons on Government farms	3.98	1.37	0.85
Farm information unit.—				
(65)	Strengthening of Agricultural information organisation.	5.00	0.69	0.28
Farm advisory services—				
(66)	Strengthening of extension organisation	13.40	1.00	..
(67)	Individual awards to cultivators to provide intensive for increased production.	5.00	0.50	0.19
(68)	Strengthening the staff as per Nalagarh committee recommendations.	7.85	0.59	0.07
	TOTAL—(i)	35.23	4.15	1.35

III—(contd.)

(Rupees in lakhs)

Physical Targets and Achievements						Remarks
Item	Unit	Third Plan Targets	1961-62		11	
			Targets	Achievements		
6	7	8	8	10		
..		
..		
..		
..		
Colleges	No.	5	5	..	
Colleges	No.	5	5	189	Strength of students. Students admitted.
Colleges	No.	1	1	59	
..	
Officers	No.	8	
Post graduate	..	No.	10	
Ph. D.	No.	10	
Students	No.	250	50	22 36	M. Sc. First year.
..	
..	
Trainees	No.	200	200	194	
..	
..	
..	1,440	entries.
..	
..	

APPENDIX

S. No.	Scheme	Plan Outlay 1961-66	Plan Provision 1961-62	Actual Expenditure during the year 1961-62
1	2	3	4	5
(ii) Planning and Development Department—				
(69)	Organisation of referresher courses for gramsevak	1.50	0.66	0.56
(70)	Training of village level workers in organised village youth activities.	0.10	0.18	..
(71)	Provision of additional building facilities, necessary equipment and teaching aids for the existing integrated training centres for gramsevak.	14.50	1.70	0.27
(72)	Provisions of additional buildings, equipment teaching aids, etc., for the existing training centres for the gramsevikas.	3.50	0.70	0.50
(73)	Organisation of refresher courses for gram sevikas	5.00	0.40	..
(74)	Higher training for gram-sahayaks and members of block development committees.	9.50	0.20	..
(75)	Training of principals and instructors of training centres.	0.25	0.05	..
(76)	Opening of new workshop	1.50	0.65	..
(77)	Creation of training reserve in respect of block functionaries.	0.15	0.03	..
(78)	Increasing the capacity of existing gramsevak training centres and provision for opening of additional training centres—			
	(i) Expansion of existing training camps	2.19
	(ii) New training camps
	TOTAL—(ii)	36.00	4.57	3.52
	TOTAL—(g) Agricultural extension training	71.23	8.72	4.87
(h) Marketing:—				
(Director of Agriculture)—				
(79)	Change over to metric system	1.00	0.14	0.12
(80)	Development of regulated markets	12.00	2.00	2.00
(81)	Training of market secretaries and officers	0.50	0.10	0.02
(82)	Grading and standardization of ghee	1.63	0.18	..
(83)	Co-ordinated market news service	5.00	0.92	0.33
(84)	Warehousing scheme (Co-operative department)	25.00	2.00	2.00
	TOTAL—(h) Marketing	45.13	5.34	4.47

APPENDIX

S. No.	Scheme	Plan Outlay 1961-66	Plan Provision 1961-62	Actual Expendi- ture during the year 1961-62
1	2	3	4	5
(i) Miscellaneous—				
(Director of Agriculture)				
(85)	Establishment of workshops and improvements of existing workshops	30.00	4.87	2.74
TOTAL—(i) Miscellaneous		30.00	4.87	2.74
(j) Mixed farming—				
(Director of Agriculture)				
(86)	Establishment of mechanised mixed farms	.. 15.00	0.68	..
(87)	Settlement of agricultural graduates
TOTAL—(j) Mixed farming		.. 15.00	0.68	..
GRAND TOTAL—Agriculture Including Minor Irrigation.		2,890.90	373.25	368.79

III—(contd.)

(Rupees in lakhs)

Physical Targets and Achievements					Remarks
Item	Unit	Third Plan Targets	1961-62		
			Targets	Achievements	
6	7	8	9	10	11
Work shop ..	No.	1	1	1	..
..
Farm	No.	1	1	1	..
..
..
..

APPENDIX
ANIMAL HUSBANDRY, DAIRYING
(Rs. in lakh).

S. No.	Scheme	Plan Outlay 1961-66	Plan Provi- sion 1961-62
1	2	3	4
A. ANIMAL HUSBANDRY—			
I. Veterinary Facilities and Disease Control—			
1.	Establishment of veterinary hospitals	18.85	1.33
2.	Establishment of veterinary dispensaries	20.99	1.41
3.	Improvement of existing veterinary hospitals and dispensaries.	2.00	..
4.	Construction of buildings of veterinary hospitals and dispensaries.	3.00	..
5.	Taking over of veterinary hospitals and dispensaries from local bodies.	15.23	..
6.	Replenishment of medicines and instruments in village level workers chests.	5.00	..
7.	Improvement of existing slaughter houses and meat markets	6.75	0.03
8.	Establishment of libraries	1.35	0.23
9.	Establishment of mobile units	14.10	1.29
10.	Animal ambulance in large towns	2.00	..
11.	Disease investigation	8.30	0.79
12.	Rabies control	0.70	0.14
13.	Control of protozoan and other parasitic diseases ..	2.15	0.43
14.	Rinderpest eradication	60.71	15.09
TOTAL (i) ..		161.13	20.74
II. Veterinary Education and Research.—			
15.	Improvement of veterinary college, Jabalpur ..	10.00	0.98
16.	Providing research facilities at college, Jabalpur ..	10.00	0.83
17.	Improvement of veterinary college, Mhow	10.00	2.78
18.	Expansion and development of biological product section, in veterinary college, Mhow.	13.25	1.37
19.	Providing research facilities at veterinary college, Mhow	9.00	3.72
20.	Stockmen training class	8.00	2.18
21.	Grant of merit-cum-poverty scholarships
22.	Training of V. A. S. and officers in specialised subjects in India and abroad.	1.00	0.18
23.	Indian Council of Agricultural Research schemes ..	1.50	0.73
TOTAL—(ii) ..		62.75	12.77

IV
AND MILK SUPPLY

(Rs. in Lakhs)

Actual Expenditure during the year 1961-62	Physical targets and Achievement						Remarks
	Item	Unit	Third plan targets.	1961-62			
				Targets	Achievements.		
5	6	7	8	9	10	11	
1.35	Hospitals	..	No.	50	10	10	..
0.90	Dispensaries	..	No.	150	30	30	..
..	Dispensaries and hospitals	..	No.	10
..	Buildings	..	No.	4
..	Hospitals	..	No.	75
..	Dispensaries	..	No.	42
..
0.001	(i) Slaughter houses	..	No.	8	1	1	..
	(ii) Meat markets	..	No.	3
0.19	Libraries	..	No.	4	4	4	..
1.06	Mobile units	..	No.	14	4	4	..
..	Towns	..	No.	5
0.22	Units	..	No.	5	3	3	..
0.10
..
13.34
17.161
0.37
0.79
2.42
0.57
0.11
0.53	Stockmen	No.	775	75	249
0.04	Scholarships
0.10	Officers	..	No.	35	12	5	..
0.41
5.34

S. No.	Scheme	Plan Outlay 1961-66	Plan Provision 1961-62
1.	2	3	4
(fii) Development of Livestock.—			
24.	Central semen collection, preservation and utilisation stations.	4.99	..
25.	Opening of artificial insemination centres	3.51	0.59
26.	Intensification of breeding in selected artificial insemination centres.	9.74	0.70
27.	Subsidised rearing of calves	6.75	0.60
28.	Subsidy for maintenance of subsidised bulls for 6 months to 1 year after distribution.	6.00	0.50
29.	Co-operative marketing in key village blocks ..	3.00	..
30.	Marketing cell in Animal Husbandry Department ..	1.13	0.20
31.	Initial and in-service training in artificial insemination ..	0.50	0.05
32.	Strengthening of supervisory organisation in key villages	0.93	0.16
33.	Purchase of outstanding bulls and milch stock ..	1.50	0.10
34.	Subsidy for supply of bulls departmentally	5.00	0.50
35.	Expansion of cattle breeding farms and establishment of experimental blocks for raising production of bulls and milch stock.	17.87	2.06
36.	Expansion of existing bull rearing farms	9.37	1.22
37.	Forage development in farms	0.30	..
38.	Forage development in blocks	1.00	0.25
39.	Demonstration of silopits	0.16	0.04
40.	25% subsidy for chaff cutters upto Rs. 300 per unit to panchayats and co-operative societies.	1.00	..
41.	Fodder extension assistance for key village blocks ..	0.30	0.03
42.	Improvement of pasture and grazing lands in large blocks for rehabilitation of nomadic cattle breeders.	2.00	..
43.	Mixed farming	12.00	..
44.	Development of gaushalas	5.00	1.09
45.	Improvement of existing gosadans	2.30	0.92
46.	Aid to private bodies for establishment and running of gosadans	2.20	..
47.	Establishment of charmalayas	1.02	..
48.	Control of menace of wild and stray cattle including cattle catching squads rounding of stray and transit camps.	4.00	0.15
49.	Milk yield competition	1.00	..
50.	Cattle shows	4.25	0.77
51.	Gosamvardhan celebrations	0.75	..
TOTAL (iii)		107.57	9.93

IV—(contd.)

(Rupees in lakhs)

Actual Expenditure during the year 1961-62	Physical Targets and Achievements						Remarks
	Item	Unit	Third Plan Target	1961-62			
				Targets	Achievements		
5	6	7	8	9	10	11	
..	Stations	.. No.	4	
0.58	A. I. Units	.. No.	150	20	20	..	
0.88	A. I. Centres	.. No.	15	3	3	..	
0.36	Calves	.. No.	3,000	500	307	..	
0.13	Bulls	.. No.	3,000	180	206	..	
..	Co-operatives	.. No.	3	
0.02		
0.01	Units	.. No.	2	2		1 ..	
0.01		
..	Bulls and milch stock	.. No.	300	
0.32	Subsidy for bulls No.	1,250	125	111	..	
1.80	Expansion of farms	.. No.	4	4	4	..	
0.71	Expansion of farms	.. No.	4	4	3	..	
..	Farms	.. No.	2	
0.20	Blocks	.. Acres	400	100	
0.04	Silopits	.. No.	400	100	86	..	
..	Cutters	.. No.	1,000	
..		
..		
..		
0.85	Gaushala	.. No.	10	4	4	..	
0.31		135	..	
..		
..	Charmalayas	.. No.	4	
0.06		
..		2	..	
0.50	Cattle shows held	
0.02	Gosamvardhana celebrations	
6.80		

S. No.	Scheme	Plan Outlay 1961-66	Plan Provision 1961-62
1	2	3	4
(iv) Development of Poultry—			
52.	Expansion of poultry farms	15.38	1.15
53.	Expansion of selected poultry extension centres into 500 layers farms with incubation capacity of 5000 eggs each.	9.00	1.40
54.	Loans to selected private poultry keepers for extension of their poultry units and their registration as approved poultry breeders.	3.15	0.20
55.	Preparation and distribution of readymade balanced feed mixture.	1.07	0.20
56.	Supply of breeding equipment on loan and subsidy to selected poultry farmers.	0.82	0.05
57.	Strengthening of poultry organisation for intensive poultry development.	2.00	0.10
58.	Training of staff and selected poultry farmers ..	0.53	0.50
59.	Improvement of old poultry extension centres ..	0.80	0.30
60.	Establishment of commercial hatcheries with 5000 eggs capacity incubator.	2.00	..
61.	New poultry extension centres	3.00	..
62.	Manufacture of show cages for poultry	0.05	0.05
63.	Subsidy for supply of day old chicks	0.25	0.05
64.	Subsidy for improvement of poultry houses	0.25	0.05
65.	Organisation for collection and marketing of eggs ..	1.00	..
TOTAL—(iv) ..		39.30	3.60
(v) Development of Other Livestock.—			
66.	Expansion of sheep breeding farms	3.96	0.68
67.	Sheep and wool extension centres	3.85	..
68.	Distribution of rams on exchange basis	0.12	0.02
69.	Supply of sheep on exchange to registered sheep farmers at 20 ewes and one ram per farmer.	0.32	0.06
70.	Establishment of supervisory units and expansion of sheep development section.	0.70	0.10
71.	Utilisation of wool on cottage industry basis ..	0.30	0.05
72.	Expansion of wool analysis laboratory	0.50	0.08
73.	Training of personnel in sheep and wool technology ..	0.20	0.04
74.	Grant-in-aid for improved equipment, sheep and dips and medicines to sheep farmers at Rs. 300 per farmer.	0.50	0.04
75.	Purchase of goats and exotic sheep for cross breeding experimental work.	0.15	..

IV—(contd.)

(Rupees in lakhs)

Actual Expenditure during the year 1961-62	Physical Targets and Achievements						Remarks
	Item	Unit	Third Plan Target	1961-62			
				Targets	Achievements		
5	6	7	8	9	10	11	
0.79	Farms	.. No.	8	3	3	..	
0.47	Centres	.. No.	8	3	3	..	
0.17	Units	.. No.	630	40	12	..	
0.12	Units	.. No.	3 Big 20 Small	3 Big 20 Small	3 Big 20 Small	..	
0.04	Equipment	.. No.	1,000	55	
0.09		
0.10	Farmers	.. No.	534	50	
0.92	Centres	.. No.	3	2	2	..	
..	Units	.. No.	2	
..	Centres	.. No.	4	
0.11	Cages	.. No.	300	300	140	..	
0.06	Chicks	.. No.	50,000	..	9,960	..	
0.04	Houses	.. No.	700	140	140	..	
..		
2.91		
0.27	Farms	.. No.	3	2	2	..	
..	Centers	.. No.	10	
0.02	Rams	.. No.	250	20	20	..	
0.09	Farmers	.. No.	30	5	
..		
0.05	Units	.. No.	3	1	1	..	
0.11		
..	Personnel	.. No.	5	
0.92	Sheep farmers	.. No.	50	13	
..		

APPENDIX

S. No.	Scheme	Plan Outlay 1961-62	Plan Provision 1961-62
1	2	3	4
76.	Expansion of sheep and wool extension centres ..	2.64	0.50
77.	Loan and grant for introduction of sheep in mixed farming	0.20	0.02
78.	Supply of goats of improved breeds to selected farmers on exchange basis.	0.15	0.03
79.	Piggery development	0.50	0.10
80.	Equine development	0.46	..
TOTAL—(v) ..		14.25	1.72
(vi) Administration—			
81.	Strengthening of administrative staff at all levels and implementation of recommendation of Nalagarh Committee.	15.00	2.03
TOTAL—(vi) ..		15.00	2.03
TOTAL—Animal Husbandry ..		400.00	50.79
(B) DAIRYING AND MILK SUPPLY—			
82.	Milk unions at Bhopal and Jabalpur	26.22	6.70
83.	Milk supply in towns Indore and Gwalior	40.31	1.55
84.	Milk colony at Bhopal	5.00	..
85.	Milk Board, Bhopal	1.00	..
86.	Loans for cattle development	17.00	1.73
87.	Organisation of milk producers co-operative society, Pachmarhi.	2.00	0.46
88.	Training of personnel in India and abroad	2.00	0.10
89.	Survey and statistical units	1.00	0.75
90.	Expansion of existing dairies	13.00	3.50
91.	Rural creamery	5.47	..
92.	Administration	2.00	0.25
93.	Rural extension services for increased milk production ..	5.00	0.20
TOTAL—Dairying and Milk Supply ..		120.00	15.24
GRAND TOTAL—Animal Husbandry, Dairying and Milk supply.		520.00	66.03

IV—(concl.)

(Rupees in Lakhs)

Actual Expenditure during the year 1961-62	Physical Targets and Achievements						Remarks
	Item	Unit	Third Plan Target	1961-62			
				Targets	Achievements		
5	6	7	8	9	10	11	
0.10	Centres	.. No.	6	6	
0.01	Sheep	.. No.	300	30	30	..	
0.03	Units	.. No.	30	6	
0.06	Blocks	.. No.	5	1	1	..	
..		
0.76		
0.79		
0.79		
33.761		
1.72	Unions	.. No.	2	2	
0.06	Unions	.. No.	2	2	
..		
..		
1.43		
0.22	Society	.. No.	1	1	
0.06	Personnell	.. No.	30	10	10	..	
0.06		
2.36	Dairies	.. No.	8	5	5	..	
..		
0.05		
0.15	Societies	.. No.	60	10	10	..	
6.11		
39.87		

APPENDIX
FISHERIES

S. No.	Scheme	Plan Outlay 1961-66	Plan Provision 1961-62	Actual Expenditure during the year 1961-62
1	2	3	4	5
1.	Intensive pisciculture	35.00	4.00	1.24
2.	Development of fisheries in multipurpose river projects	4.50	1.22	0.74
3.	Fisheries extension in C. D. blocks	6.00	0.40	0.63
4.	Assistance to fishermen's co-operatives and gram panchayats.	6.50	0.67	0.50
5.	Reclamation of fallow waters	2.50	0.38	0.32
6.	Provision of fish storage and marketing facilities ..	6.50	0.16	..
7.	Improvement of fishery craft and tackle ..	1.00
8.	Improvement of approach roads	0.50	0.06	..
9.	Training and education	2.00	0.75	0.22
10.	Administrative-cum-technical staff	5.00	0.70	0.03
11.	Fisheries research, survey and statistics ..	4.30	0.78	0.37
12.	Investigation of trapa-cum-fish culture.. ..	1.20	0.40	0.08
Total—Fisheries ..		75.00	9.52	4.13

V

RIES

(Rupees in lakhs)

Physical Targets and Achievements

Item	Unit	Third plan target	1961-62		Remarks
			Target	Achievements	
6	7	8	9	10	11
(a) Unit ..	Nos. ..	13	5	5	Nil
(b) Water area ..	Acres ..	13,000	500	712	
(c) Nurseries ..	" ..	75	10	23/8	
(d) Fish seed farm ..	Nos. ..	130	
(e) Production of fish ..	Mds. ..	4,692	
(a) Unit ..	Nos. ..	1	1	1	
(b) Water area ..	Acres ..	20,000	1,000	800	
(c) Unit ..	Nos. ..	1	
(d) Fish extraction ..	Tons ..	750	
(a) Unit contd. ..	Nos. ..	4	4	4	
(b) Units established ..	" ..	8	2	2	
(c) Water area ..	Acres ..	800	375	354	
(d) Fish production ..	Tons ..	525	30	17	
(e) Subsidy to farmers ..	No.	20	..	
Co-operatives ..	No. ..	80	28	35	
(a) Unit contd. ..	Nos. ..	2	1	1	
(b) Reclamation unit ..	"	1	..	
(c) Reclamation ..	Acres ..	500	
(a) Display cabinet ..	Nos. ..	2	1	..	
(b) Cold storage ..	" ..	7	
(c) Refrigerated vans ..	" ..	2	
(d) Ice plants ..	" ..	3	
(e) Fish market ..	" ..	3	
..	
Road ..	Miles ..	5	1	..	
(a) Training school ..	Nos. ..	1	1	..	
(b) Officers to be trained abroad ..	" ..	8	
(c) Candidates ..	" ..	75	15	15	
(d) AFO, s. to be trained from Calcutta. ..	" ..	12	2	2	
(e) Officers to be trained from Barrackpore. ..	" ..	12	
..	
(a) Central Lab. ..	Nos. ..	1	
(b) Branch Lab. ..	" ..	1	
(c) Aquarium ..	" ..	1	
(d) Intensification of branch Lab. ..	" ..	3	3	3	
(a) Unit ..	"	1	
(b) Water area ..	Acres ..	200	150	..	
(c) Fish production ..	Tons ..	80	

S. No.	Schemes	Plan Outlay, 1961-66	Plan Provision, 1961-62	Actual Expenditure during the year 1961-62
1	2	3	4	5
1. FORESTS AND SOIL CONSERVATION :				
(a) Forestry Schemes.—				
1.	Farm Forestry (village forests)	30.00	2.50	1.43
2.	Economic plantation.—			
	(a) Regular plantation of teak	90.00	7.48	6.98
	(b) Plantation along canal banks, railway lines and roadsides.		0.20	
3.	Consolidation, reservation, demarcation and management of forests.	74.00	12.75	9.28
4.	Working plan organisation and resources survey	34.50	3.48	2.64
5.	Rehabilitation of degraded forests	90.00	18.50	18.36
6.	Forests protection	90.00	8.34	0.61
7.	Training of staff	50.00	6.51	5.50
8.	Construction of forest roads	60.00	6.73	5.90
9.	Construction of buildings	30.00	6.40	6.51
10.	Nature conservation	9.00	—	0.26
11.	Timber operations and forest utilisation	6.50
12.	Forest publicity	3.00
13.	Forest research	7.50	0.70	..
14.	Provision of amenities to labours and staff	10.00	0.60	0.47
15.	Development of pasture and grazing	5.00	0.50	0.31

VI

RESTS

(Rupees in lakhs)

Physical Targets and Achievements					
Item	Unit	Third Plan Target	1961-62		Remarks
			Targets	Achievements	
6	7	8	9	10	11
(i) Form forestry ..	Acres ..	1,20,000	6,000	826	
(ii) C. D. Blocks ..	Blocks ..	100	100	..	
(i) Teak plantation ..	Acres ..	45,000	3,000	3,400	
(ii) Plantation ..	Miles ..	500	50	50	
(i) Working schemes ..	Sq. miles	9,700	1,700	1,700	
(ii) Survey and demarcation ..	"	9,730	1,800	1,200	
(iii) Settlement ..	"	2,300	600	..	
(i) New working plan ..	"	9,000	
(ii) Revision of 5 working plans ..	"	3,750	
(iii) Formation of working circle ..	No.	1	
(iv) Survey ..	Sq. miles	12,750	200	10	
Area covered ..	Acres ..	2,00,000	40,000	34,714	
(i) Circles ..	No. ..	2	1	1	
(ii) Divisions ..	No. ..	10	5	5	
(iii) Sub-Divisions ..	No. ..	18	9	9	
(iv) Ranges ..	No. ..	50	25	25	
(v) Range Asstt.'s circles ..	No. ..	100	50	50	
(vi) Forest guards beats ..	No. ..	500	250	250	
(i) Higher forest course trainees ..	No. ..	5	
(ii) S. F. S. trainees ..	No. ..	100	25	..	
(iii) Rangers ..	No. ..	200	50	41	
(iv) Dy. Rangers ..	No. ..	150	30	30	
(v) Forest guards ..	No. ..	500	
(vi) Training schools for forest guards ..	No. ..	1	
(vii) Foresters ..	No. ..	125	25	33	
Roads ..	Miles ..	3,000	300	215	
Buildings ..	No. ..	778	140	110	
(i) Game sanctuaries ..	No. ..	2	1	..	
(ii) Zoological garden ..	No. ..	1	
(iii) Improvement of park ..	No. ..	1	..	1	
..	
..	
Research station ..	No. ..	1	
(i) Remodelling of wells ..	No. ..	370	120	93	
(ii) New wells ..	No. ..	200	
(iii) Street lighting ..	No. of villages.	70	
Area developed ..	Acres ..	20,000	2,000	..	

S. No.	Scheme	Plan Outlay, 1961-68	Plan Provision, 1961-62	Actual Expenditure during the year 1961-62
1	2	3	4	5
16.	Development of minor forest products ..	2.50	0.50	0.36
17.	Forest labour co-operative societies ..	8.00	1.00	1.00
	Total—Forestry schemes ..	600.00	76.19	59.59
(b) Soil Conservation Schemes				
(I) Agriculture Department.—				
*18.	Spillover of Hirakud catchment area	0.76
*19.	Pilot demonstration project	1.34
20.	Shallow revine reclamation ..	10.00	1.00	0.80
21.	Contour bunding ..	285.00	27.31	22.56
22.	Bunding of cropped area ..	14.79	2.00	4.13
23.	Soil conservation training ..	15.00	4.00	1.19
24.	Soil conservation research ..	1.30	0.26	0.75
25.	Dry farming
*26.	Dry farming-pilot demonstration and research ..	1.01	0.98	0.78
27.	Reclamation of saline and alkaline lands ..	2.00
	Total—(I) Soil Conservation ..	329.10	35.55	29.43
(II)—Forest Department.—				
28.	Conservation in forest lands ..	20.00	2.54	3.24
	Total—II—Soil Conservation ..	20.00	2.54	3.24
	GRAND TOTAL—Forests and Soil Conservation ..	949.10	114.28	92.26

*These schemes are centrally sponsored for the year 1961-62 only and not for the Third Plan Period (from 1962-63 they will be fully financed by the State) and, therefore, expenditure incurred on these schemes during the year is not included in the total.

VI—(concl'd.)

(Rupees in lakhs)

Physical Targets and Achievements						
Item	Unit	Third Plan Target	1961-62		Remarks	
			Targets	Achievements		
6	7	8	9	10	11	
Bamboo and Khair plantations ..	Acres ..	1250	200	198		
Societies ..	No. ..	20	3	3		
..		
..	Acres ..	3,800	1,900	880		
..	..	8,000	2,000	1,202		
..	..	2,000	200	461		
..	..	7,80,000	52,000	39,071		
..	..	6,00,000	60,000	2,12,948		
Officers ..	No. ..	50	10	219	Training	
Asst. ..	No. ..	500	100	..		
Sub-Asst. ..	No. ..	1,650	330	..		
..		
..	Acres	45,00,000	5,00,000	4,05,953		
..	..	1,000	1,000	859		
..		
..		
Land ..	Acres ..	13,500	2,000	2,025		
..		

APPENDIX
CO-OPE-

S.No.	Scheme	Plan out- lay, 1961-66	Plan provision, 1961-62	Total Expendi- ture during the year 1961-62
1	2	3	4	5
1. Village co-operative (service) societies.—				
	(a) By revitalisation	106.20	4.50	5.26
	(b) By new organisation	4.50	0.90	..
	(c) Outright grants for special bad debt reserve	55.53
	(d) Spillover managerial subsidy	8.10	8.10
2. Co-operative central banks.—				
	(a) Opening of branches	5.82	0.75	1.25
	(b) Subsidy for banks in backward areas	5.00	0.50	0.50
	(c) Outright grants to special bad debt reserve	15.00
	(d) Appointment of supervisors	34.58	8.58	6.00
3. Apex land mortgage bank				
		0.50	0.25	0.25
4. Primary land mortgage banks				
		3.49	0.80	0.62
5. Relief and Guarantee Fund				
		2.00
6. (a) Development of primary marketing societies				
	(b) Assistance to special marketing societies	47.68	8.36	10.98
		11.00	2.90	..
	(c) Special marketing and grading staff	1.06	0.14	0.14
7. Development of apex marketing societies				
		4.00	0.50	0.495
8. Rural godowns				
		94.40	11.20	11.20
9. Cold storage plants				
		8.00
10. Establishment of co-operative processing societies.. .. .				
		43.26	5.71	6.02
11. Co-operative sugar factory				
		25.00
12. (a) Organisation of joint co-operative farming, socie- ties.				
	(b) Training centre for imparting training to farmers	51.10	5.90	2.944
	(c) Spillover assistance to better farming societies	9.90	1.90	..
		..	8.47	3.242
13. Consumers' co-operative stores				
	(a) Whole sale stores	2.20	0.53	..
	(b) Primary stores	11.88	1.09	1.09
14. Co-operative training and education				
		65.90	10.55	8.806
15. Administration				
		60.00	3.45	1.814
16. Co-operative printing presses				
		2.00
Total Co-operation		670.00	85.08	68.711

VII
RATION

(Rupees in lakhs)

Physical Targets and Achievements

Item	Unit	Third Plan Target	1961-62		Remarks
			Targets	Achievements	
6	7	8	9	10	11
Societies	No.....	6,000	2,500	2,923	
Societies	No.....	6,000	500		
Societies	No.....	4,500	
Branches	No.....	133	30	50	
Banks	No.....	41	
..	
..	
Primary banks	No.....	32	3	3	
..	
Societies	No.....	86	16	16	
Godowns	No.....	86	16	16	
Societies	No.....	163	30	37	
Societies	No.....	20	4	4	
Godowns	No.....	5	1	1	
Godowns	No.....	944	112	112	
.. .. .	No .. .	2	
Units	No.....	85	8	8	
Factory	No.....	1	
Societies	No.....	300	50	20	
..	
..	
Stores	No.....	8	2	..	
Stores	No.....	300	32	32	
1. (i) Subordinate training Schools.—	No.....	4E/2N	4E	4E	E-Existing N—New
(ii) Subordinate personnel trained	No.....		640	433	
2. (i) Office-bearers	No.....		3,440	3,427	
(ii) Managing committee members	No.....		17,200	11,702	
(iii) Members and non- members.	No.....		86,000	82,002	
..	
Presses	No.....	5	
..	

APPENDIX
COMMUNITY DEVELOP-

S. No.	Scheme	Plan Outlay, 1961-66	Plan Provision, 1961-62	Actual Expendi- ture during the year 1961-62
1	2	3	4	5
(a) Community Development.—				
1.	Community development programme	.. 2,250.00	348.00	367.16
(b) Panchayats.—				
2.	Subsidy to panchayat secretaries	.. 173.00	21.97	11.97
3.	Loans to panchayats for creation of remunera- tive community assets.	25.00	3.17	0.10
4.	Panchayat bhawans 30.54	3.87	3.56
5.	Training of panchayat secretaries	.. 15.10	1.91	0.55
6.	District institutes for community development and co-operation.	27.24	3.46	0.23
7.	Sammelans for non-officials at State level	.. 5.38	0.68	..
8.	Training reservedl 10.38	1.32	..
9.	Production of literature for non-officials	.. 3.36	..	0.11
10.	Initial grant to new panchayat Act of M.K. region.	14.70
Total—Panchayats		.. 290.00	36.38	31.22
Total—Community Development and Panchayats.		2,540.00	384.38	398.38

VIII
MENT AND PANCHAYATS

(Rupees in lakhs)

Physical Targets and Achievements						
Item	Unit	Third Plan	1961-62		Remarks	
			Targets	Achievements		
6	7	8	9	10	11	
New blocks	.. No.	154	44	44		
Panchayats	.. No.	16,000	10,171	5,250		
Panchayats	.. No.	250	32	1		
Bhawans No.	3,054	387	356		
Institutes	.. No.	8	5	2		
Candidates	.. No.	7,700	1,500	396		
Institutes	.. No.	43	9	4		
..		
..		
..		
..		
..		
..		

APPENDIX
IRRIGA-

S. No.	Scheme	Plan Outlay, 1961-66	Plan Provision, 1961-62	Actual Expenditure during the year 1961-62
1	2	3	4	5
(a) MULTIPURPOSE PROJECTS :				
1.	Chambal multipurpose project	.. 1050.00	313.00	286.34
(b) MAJOR IRRIGATION PROJECTS :				
Spill-Over.—				
2.	Tawa (Hoshangabad) 1,000.00	140.88	52.43
3.	Barna (Raisen) 200.00	15.00	12.65
New Schemes.—				
4.	Hasdeo (Bilaspur) 150.00	9.50	17.81
5.	Halali (Vidisha) 50.00	2.50	0.04
Total (b)—Major Projects 1,400.00	167.88	82.93
(c) MEDIUM IRRIGATION PROJECTS :				
Spill-Over.—				
6.	Dudhawa (Raipur) 21.00	14.00	28.15
7.	Remodelling of Mahanadi canals (Raipur) 147.00	25.00	24.29
8.	Keswa (Raipur) 13.00	4.50	5.47
9.	Development of maniari (Bilaspur) 13.00	2.46	5.37
10.	Kedar (Raigarh) 26.00	5.00	8.80
11.	Saroda (Durg) 9.00	18.45	17.34
12.	Nalhesra (Balaghat) 36.00	14.00	27.49
13.	Kharadi (Balaghat) 10.00	1.50	4.51
14.	Bila (Sagar) 141.00	5.85	4.04
15.	Dumaria (Durg) 35.50	0.06	..
16.	Sagarnadi (Seoni) 3.00	1.70	2.32
17.	Dhuandhar (Mandla) 7.00	6.00	15.20
18.	Bhitrigarh (Jabalpur) 5.00	5.00	4.95
19.	Jirgiri (Jabalpur) 30.00	1.50	0.03
20.	Daroli (Damoh) 4.00	1.00	4.44
21.	Borad (West Nimar) 20.00	8.61	4.66
22.	Morwan (Mandsaur) 6.50	3.50	2.21

IX
TION*(Rupees in lakhs)*

Physical Targets and Achievements

Item	Unit	Third Plan target	1961-62		Remarks
			Targets Target	Achieve- ments	
6	7	8	9	10	11

Main Canal.—

1. Earthwork ..	Lakh Cft.	6,768.48	1,505.00	656.08	
2. Rock-cutting	34.82	14.70	7.47	
3. Masonary and concrete	..	58.27	27.00	36.74	

(000'acres)

..	
..	..	103.00	
..	..	8.00	
..	..	24.00	
..	..	11.50	
..	..	18.20	
..	..	11.30	
..	..	9.00	
..	..	22.17	
..	..	4.50	
..	..	3.44	
..	..	3.44	
..	..	2.00	
..	..	2.70	
..	..	3.60	
..	..	14.00	
..	..	6.40	

S. No.	Scheme	Plan Outlay, 1961-66	Plan Provision, 1961-62	Actual Expenditure during the year 1961-62
1	2	3	4	5
23.	Gopalpura (Mandsaur)	10.00	5.00	..
24.	Pampawati (Jhabua)	13.50	3.50	0.17
25.	Chandrakeshar (Dewas)	81.30	10.00	3.34
26.	Barodia (Rajgarh)	1.60	2.50	1.91
27.	Chhapi (Rajgarh)	34.90	1.25	0.29
28.	Jassaiya (Guna)	76.50	2.39	0.04
29.	Bhainsakhedi (Ujjain)	22.30	0.10	..
30.	Tillar (Shajapur)	50.70	6.00	4.31
31.	Ketan (Vidisha)	29.90	1.25	0.03
32.	Akhajhiri (Shivpuri)	21.60	1.25	0.01
33.	Removing shortage in Harsi irrigation system (Gwalior).	46.50	2.50	0.05
34.	Kulghari (Satna)	21.00	2.45	6.01
35.	Raigawan (Satna)	63.40	0.06	..
36.	Bhainswar (Satna)	7.00	4.00	0.63
37.	Gurma Nalla (Rewa)	94.40	1.00	0.07
38.	Narkuni (Sidhi)	42.40	0.10	0.21
39.	Devendra nagar (Panna)	26.10	5.55	7.61
40.	Parari (Panna)	28.90	0.06	..
41.	Galthatta (Shahdol)	29.80	0.10	..
42.	Nagda Nalla (Tikamgarh)	42.70	2.50	1.67
43.	Nandanwara (Tikamgarh)	5.00	4.00	3.08
44.	Beniganj (Chhatarpur)	36.00	7.00	7.37
45.	Kaliasote (Sehore)	37.50	1.25	0.03
	Total—Spill-over	1,350.00	181.94	196.10
Completion of incomplete works of second five year plan.—				
46.	Gondli (Durg)	0.35
47.	Sampna (Betul)	0.83
48.	Dukrikheda (Hoshangabad)	2.88
49.	Gangulpara (Balaghat)	..	8.34	1.61
50.	Kunda (Dhar)	0.42
51.	Shivgarh Bhedli (Ratlam)	0.67
52.	Mola Dam (Guna)	0.76
53.	Govindgarh (Rewa)	0.05
54.	Lilji (Satna)	0.26
	Total—Work-completed	..	8.34	7.83

IX—(contd.)

(Rupees in lakhs)

Physical Targets and Achievements					
Item	Unit	Third Plan Target	1961-62		Remarks
			Targets	Achievements	
6	7	8	9	10	11
..	..	2.25	
..	..	2.50	
..	..	12.00	
..	..	3.00	
..	..	7.00	
..	..	14.00	
..	..	3.38	
..	..	6.40	
..	..	5.00	
..	..	4.00	
..	..	11.70	
..	..	10.00	
..	..	8.40	
..	..	3.60	
..	..	13.46	
..	..	13.90	
..	..	6.38	
..	..	13.60	
..	..	8.00	
..	..	7.50	
..	..	4.33	
..	..	10.00	
..	..	6.50	
..	..	424.15	
..	
..	..	3.00	
..	
..	..	4.50	
..	..	2.50	
..	..	3.45	
..	
..	
..	
..	
..	..	13.45	

S. No.	Scheme	Plan Outlay, 1961-66	Plan Provision, 1961-62	Actual Expenditure during the year 1961-62
1	2	3	4	5
New schemes.—				
55.	Mayana (Bastar)	21.00
56.	Kunwarpur or Sutianala (Sarguja)	30.00	..	0.01
57.	Sukta (East Nimar)	24.00	..	0.53
58.	Sitakund (Chhindwara)	25.00
59.	Katkia or Kishanpura (Indore)	30.00
60.	Biranj valley (Narsinghpur)	38.00	..	0.01
61.	Rupaniakhal or Bhagatpura (Ratlam)	21.00
62.	Bichia (Mandla)	13.00
63.	Chandera (Betul)	12.00	..	0.03
64.	Putka (Raigarh)	12.00
65.	Bargoor (Seoni)	12.00
66.	Shivna project (Mandsaur)	23.00
67.	Johilla (Shahdol)	20.00	..	0.02
68.	Bandhak (Ujjain)	5.00
69.	Bilrahi or Paronch (Shivpuri)	4.00
70.	Sekalda (Dhar)	4.00
71.	Pattanda or Sirpohi (Shajapur)	4.00
72.	Upper Ken project (Panna)	1.00	0.02	..
73.	Kasiyari project (Rewa)	1.00
Total—New schemes		300.00	0.02	0.60
Total—Medium irrigation projects		1,650.00	190.30	204.53
(d) FLOOD CONTROL				
74. Flood control schemes Continuing.—				
(i)	Flood protection works on Sethani Ghat on river Narmada at Hoshangabad.	20.00	6.15	0.99
(ii)	Flood protection work in Mandsaur district			
Total—(d) Flood control		20.00	6.15	0.99
(e) OTHER IRRIGATION SCHEMES:				
75.	Survey and investigation	59.20	33.57	9.95
76.	Training under irrigation projects	0.80
Total—(e) Other irrigational schemes		60.00	33.57	9.95
Total—Irrigation		4,180.00	710.90	584.75

S. No.	Scheme	Plan Outlay 1961-66	Plan Provision 1961-62	Actual Expenditure during the year 1961-62
1	2	3	4	5
I. CONTINUING SCHEMES :				
1. Chambal Stage I.—				
	(i) Gandhi Sagar Power Station	40.00	67.00	62.50
	(ii) Transmission system in Madhya Pradesh ..	120.00
Chambal Stage II.—				
	(i) Ranapratap Sagar Power Station (Share of M. P.)	270.00
	(ii) Transmission lines and grid sub-station in M. P. ..	352.00
	Total—Chambal (Power part)	<u>782.00</u>
2.	Tawa multipurpose project (power portion) ..	50.00	2.00	..
3.	Korba thermal station (stage I)	60.00	40.00	45.49
4.	Chandni thermal station (extension)	62.00	40.00	44.00
5.	Power supply to Central India Coal-fields	175.00	47.00	85.00
6.	Rural electrification	102.00	100.00	83.32
7.	Amarkantak thermal station	955.00	144.00	186.00
8.	Chandni-Indore interconnection	123.00	85.00	55.87
II. NEW SCHEMES :				
9.	Korba thermal station (stage II)	1,900.00	100.00	81.50
10.	Satpura thermal station	1,400.00	25.00	44.98
11.	Transmission system (excluding works under Cham- bal stage II).	950.00	200.00	62.99

DIX X

ER

(Rupees in lakhs)

Physical Targets and Achievements						
Item	Unit	Third Plan Target	1961-62		Remarks	
			Targets	Achievements		
6	7	8	9	10	11	
Generation	.. M. W.	11.50		
Trans. line	.. Miles	125		
Sub-stations	.. No.	1		
		
		
		
Generation	.. M. W.		
Trans. line	.. Miles	70		
Sub-stations	.. No.	2		
		
Generation	.. M. W.	10		
(i) Transmission line—						
(a) 132 Kv.	.. Miles	120		
(b) 33 Kv. S/s	.. "	158		
(ii) Sub station						
(a) 132 Kv. S/s	.. No.	2		
Electrification of villages	.. No.	121	70	47		
Generation	.. M. W.	60		
Transmission line—						
(a) 132 Kv.	.. Miles	110		
(b) 33 Kv.	.. "	75		
Sub-stations	.. No.	4		
Trans. line		
132 Kv.	.. Miles	110		
Substations	.. No.	2		
Generation	.. M. W.	200		
Generation	.. "	150		
Transmission line—						
(a) 220 Kv.	.. Miles	760		
(b) 132 Kv.	.. "	420	50 Miles	
(c) 66 Kv.	.. "	30		
Sub-stations	.. No.	14		

S. No.	Scheme	Plan Outlay 1961-66	Plan Provision 1961-62	Actual Expendi- ture during the year 1961-66
1	2	3	4	5
12.	Sub-transmission, rural electrification, lift irrigation and normal development.			
	(a) Sub-transmission and rural electrification ..	600.00	100.00	123.74
	(b) Lift irrigation ..	50.00		
	(c) Normal development ..	86.00		
	Total ..	736.00	100.00	123.74
13.	Survey and investigation ..	90.00	10.00	0.61
14.	Loans to licensees and acquisition of privately owned undertakings.	30.00	1.00	23.00
15.	Micro-hydel projects ..	10.00	2.00	1.00
16.	Purchase of testing equipment ..	5.00	1.00	..
17.	Punasa hydro project ..	50.00	1.00	..
18.	Installation of 5th generating unit at Gandhi Sagar power station.	20.00
19.	Korba dam power station project ..	100.00
	Total—Power ..	7,600.00	965.00	900.00

S. No.	Scheme	Plan Outlay 1961-66	Plan Provision 1961-62	Actual Expenditure during the year 1961-62
1	2	3	4	5
LARGE AND MEDIUM INDUSTRIES :				
1.	Expansion of Gwalior Potteries	10.00	1.30	..
2.	Development of Gwalior Leather and Tent Factory ..	3.00	0.38	..
3.	Expansion of Gwalior Engineering Works ..	8.00	1.00	..
Spill-over schemes.—				
4.	Power Alcohol Plant, Ratlam	20.00	2.00	2.89
5.	Cotton-seed Solvent Extraction Plant, Ujjain ..	30.00	2.00	1.87
6.	Cotton Spinning Mill, Sanawad	45.00	15.00	13.39
New schemes.—				
7.	Industrial area	50.00	1.00	8.80
8.	Basic facilities for industries	20.00	1.00	..
9.	Industrial and project surveys	5.00	0.46	0.28
	Share capital to M. P. State Industries Corporation	18.00
	Total—Large and Medium Industries ..	191.00	24.14	45.23
VILLAGE AND SMALL INDUSTRIES :				
(1) HANDLOOM :				
Spill-over.—				
10.	Housing colony, Burhanpur	1.81	1.81	1.40
11.	Loans and subsidies to M. P. Handloom Weavers' Central Co-operative Society, Ltd., Jabalpur.	0.25	0.20	0.19
12.	Calendaring Plant, Ujjain	1.65
13.	Dyeing and finishing Plant, Raipur	5.70
14.	Central textile institute, Indore	4.35
15.	Dye-house, Jabalpur	1.93
New Schemes.—				
16.	Expansion of Govt., handloom factory, Maheshwar ..	0.67	0.10	0.34
17.	Expansion of handloom centres	6.82

XI

TRIES

(Rupees in lakhs)

Physical Targets and Achievements

Item	Unit	Third Plan Target	1961-62		Remarks
			Targets	Achievements	
6	7	8	9	10	11
Crockery ..	No. ..	800	1,000	..	
SW Pipes ..	Tons. ..	5,000		1,000	
(i) Boots and Footwear ..	No. ..	48,000	
(ii) Canvas/Leather articles ..	No. ..	3,700	
(iii) Tents ..	No. ..	335	
(iv) Hides to be tanned ..	No. ..	3,076	
Bus bodies ..	No. ..	250	50	..	
Steel furniture ..	Tons ..	16	
Rectified spirit ..	Gallons ..	2,500	
..	Tons ..	85	
Cotton ..	Bales ..	45,000	9,000	..	
..	
..	
..	
..	
Houses ..	No. ..	50	50	44	
..	
..	
(i) Yarn Bales ..	No. ..	300	
(ii) Cloth ..	Lakh yards ..	30	
Trainees ..	No. ..	500	100	..	
Cloth ..	Lbs. ..	1,120	
..	
Worksheds ..	No. ..	11	

S. No.	Scheme	Plan outlay 1961-66	Plan Provision 1961-62	Actual Expenditure during the year 1961-62
1	2	3	4	5
18.	Deputation of weavers	0.10	0.02	0.02
19.	Loans to weavers' co-operative societies	7.31	0.89	0.88
20.	Propaganda and publicity	2.27	0.42	0.39
21.	Subsidies on sales of handloom cloth (Rebate)	11.00	2.50	2.50
22.	Managerial assistance to handloom weavers, co-operative societies.	4.40	0.27	..
23.	Assessment of targets of production	0.60	..	0.01
24.	Inspection and quality marketing	3.57	0.63	0.01
25.	Award of prices	0.15	0.03	0.03
26.	Organisation for execution of cess fund schemes	3.00	0.68	0.02
27.	Purchase of samples	0.25	0.05	0.05
28.	Subsidy for meeting the difference of interest on Reserve Bank of India loans to the co-operative societies.	4.00	0.40	0.07
29.	Development of tussar silk industry, Raigarh	2.80
30.	Expansion of training-cum-production centre, Chanderi	0.65	0.18	0.13
31.	Supply of weaveing appliances	3.00
	Total—(i) Handloom	66.28	8.18	6.04
(II)—SMALL SCALE INDUSTRIES :				
Spill-over Schemes.—				
32.	Pressed metal industry, Vidisha	13.56	3.75	2.44
33.	Umbrella ribs factory, Mhow	7.56	3.08	0.96
34.	Electric fans and fractional motors, Dewas	9.02	3.57	2.20
35.	Cycle parts factory, Guna	10.68	3.82	2.13
36.	Training workshop and foundry, Raipur	3.50	0.68	0.14
37.	Pottery centre, Jabalpur	2.61	0.54	0.08
38.	Cutlery centre, Ratlam	0.54	0.13	..
39.	Model blacksmithy centre, Shivpuri	0.25	0.05	..
40.	Fruit preservation centre, Jabalpur	0.51	0.14	0.02
41.	Wood working institute, Indore	21.45	8.74	1.15
42.	Leather working and tanning institute, Rewa	1.15	0.26	0.11
43.	Timber treatment plant, Indore	10.07	4.12	1.58
44.	Brush making centre, Gwalior	2.81	0.87	0.41
45.	Common facility service centre in tanning, Damoh	1.72	0.81	0.18
46.	Expansion of tanning centre, Anjad and Malhargarh	1.95	0.36	0.01

XI—(contd.)

(Rupees in lakhs)

Physical Targets and Achievements						
Item	Unit	Third Plan Target	1961-62		Remarks	
			Targets	Achievements		
6	7	8	9	10	11	
Weavers	.. No.	50	10	10		
Weavers	.. No.	12,500		
		
		
Societies	.. No.	90	18	18		
		
		
		
		
		
		
		
		
		
Trainees	.. No.	150	30	..		
(i) Trainees	.. No.	60	..	26		
(ii) Umbrella ribs	.. Gross	3,333	..	30		
(i) Trainees	.. No.	60	30	..		
(ii) Motors	.. No.	4,000		
(i) Trainees	.. No.	300	60	..		
(ii) Cycles	.. No.	15,000	3,000	74		
(i) Trainees	.. No.	500	100	..		
Trainees	.. No.	300	60	..		
		
Trainees	.. No.	50	10	10		
Trainees	.. No.	100	20	..		
		
		
		
		
Production	.. Rs. lakhs	3.00		
		

APPENDIX

S. No.	Scheme	Plan Outlay 1961-66	Plan Provision 1961-62	Actual Expenditure during the year 1961-62
1	2	3	4	5
New Schemes.—				
47.	Central organisation	21.81	2.00	..
48.	Strengthening of staff in district offices ..	8.00	0.44	..
49.	Expansion of 7 emporia of small scale Industries ..	2.00	0.36	0.17
50.	Organisation for extension work at block level ..	16.00	1.05	0.25
51.	Survey and collection of statistics	5.00	0.44	0.11
52.	Exhibition, demonstration and publicity ..	5.00	1.22	0.99
53.	Quality marking	3.00
54.	Raw-material depot for small scale industries ..	4.64	0.76	..
55.	Financial assistance under the M. P. State Aid to Industries Act.	200.00	10.62	10.84
56.	Subsidy for managerial assistance, rent and power..	25.00	2.50	0.54
57.	Training of technicians, instructors and trainees ..	6.25	0.65	..
58.	Facilities in worksheds and industrial estates ..	32.00
59.	Training centres in C. D. blocks	25.00	3.00	1.29
60.	Cluster type training centres	10.94	1.68	..
61.	Small scale industries corporation	20.00	5.00	3.40
62.	Khadi and village industries	25.00	5.00	6.60
Total—(ii) Small scale industries		497.02	65.64	35.62
Industrial states.—				
63.	Industrial estates.—			
	(i) Spill-over industrial estates	40.00	9.28	8.07
	(ii) Expansion of industrial estates	75.33	13.47	14.69
	(iii) New industrial estates	15.00	0.50	..
	(iv) Rural industrial estates	40.00	0.50	..
	(v) Worksheds	20.00	1.00	..
Total—(iii) Industrial estates ..		190.33	24.75	22.76
HANDICRAFTS.				
New schemes.—				
64.	Central institute for—			
	(i) Cane and bamboo crafts	3.13
	(ii) Lacquo work and wooden toys	3.13

XI—(contd.)

(Rupees in lakhs)

Physical Targets and Achievements					
Item	Unit	Third Plan Target	1961-62		Remarks
			Targets	Achievements	
6	7	8	9	10	11
..	
..	
Sales	.. Rs. in lakhs	10.00	
..	
..	
..	
..	
Depots	.. No.	4	
Units	
..	
Trainees	.. No.	530	
..	
..	
Centres	.. No.	7	
..	
Trainees	.. No.	600	
..	
..	
Estates to continue	.. No.	8	
Estates to be expanded	.. No.	6	
New estates	.. No.	5	
Estates	.. No.	26	
Worksheds	.. No.	50	
..	
(i) Production	.. Rs. in lakhs	0.20	
(ii) Craftsmen trainees	.. No.	100	
(i) Production	.. Rs. in lakhs	0.15	
(ii) Trainees	.. No.	100	

S. No.	Scheme	Plan Outly 1961-66	Plan Provision 1961-62	Actual Expenditure during the year 1961-62
1	2	3	4	5
65.	Training-cum-common facility centres for—			
	(i) Art metal crafts	0.98
	(ii) Papier mache	0.78	0.21	0.01
	(iii) Textile hand printing	4.66
66.	Subsidy to handicrafts co-operative societies ..	1.50	0.14	0.12
67.	Training centres for—			
	(i) Craftsmen		0.04	0.01
	(ii) Artistic leather work
	(iii) Screw-pine mat weaving	4.32
	(iv) Glass beads
	(v) Leather toys
68.	Central library and museum for handicrafts ..	1.50
69.	Expansion of existing tuitional classes	2.33	0.48	0.09
70.	Competition, seminar and exhibitions	0.35	0.04	0.02
71.	Supply of improved tools and equipments to ex- trainees and craftsmen on subsidised basis.	1.50	0.25	0.25
72.	Survey of handicrafts	1.00	0.11	0.05
73.	Expansion of emporia—			
	(i) Delhi emporium	2.25	0.10	0.17
	(ii) Emporia at Indore, Ujjain, Gwalior and Bhopal	2.05
	(iii) Emporia at Rewa and Satna	0.70
	(iv) Emporium at Raipur	0.75
74.	Establishment of emporia at important towns and tourists centres—Ratlam, Khajuraho and Khargone.	2.94
75.	Exhibition and export promotion	6.00	1.19	..
76.	Expansion of central godowns at Indore and Gwalior and establishment of additional central godowns at Jabalpur.	6.00	0.16	0.08
77.	Corporation for management of emporia to market cottage industries products.	3.00
78.	Grant of rebate on special occasions for promotion of sales.	0.50	0.08	..
79.	Payment of co mmission to salesmen	0.75	0.13	0.13

XI—(contd.)

(Rupees in lakhs)

Physical Targets and Achievements						
Item	Unit	Third Plan Target	1961-62		Remarks	
			Targets	Achievements		
6	7	8	9	10		
Trainees	No.	36		
Centres	No.	3		
Centres	No.	5		
Co-operatives	No.	40	40	6		
(i) Candidates	No.	100	8	5		
(ii) Candidates	No.	70		
(iii) Candidates	No.	39		
(iv) Candidates	No.	36		
(v) Co-operatives	No.	2		
..		
..		
(i) Competitions	No.	5	1	1		
(ii) Exhibitions	No.	5	1	1		
(iii) Seminars	No.	5	1	1		
Craftsmen	No.	500	100	130		
Districts	No.	34	2	..		
(i) Sales	Rs. in lakhs	6.25	1.25	1.38		
..		
(ii) Sales	Rs. in lakhs	3.50	0.80	0.57		
..		
Sales	Rs. in lakhs	5.25		
(i) Local exhibitions	No.	225		
(ii) Outside exhibitions	No.	27		
(iii) Export	Rs. in lakhs	2.00		
..		
Sales	Rs. in lakhs	60.00		
..		
..		

S. No.	Scheme	Plan Outlay 1961-66	Plan Provision 1961-62	Actual Expenditure during the year 1961-62
1	2	3	4	5
80.	Strengthening of mobile van organisaiton at Indore and Gwalior.	0.25	0.03	..
81.	Mobile van, Jabalpur	1.20
	Total (N) Handicrafts ..	51.57	2.96	0.93
SERICULTURE :				
New Schemes—				
82.	Training in sericulture	1.50	0.10	0.05
83.	Sericulture survey	0.50	0.10	..
84.	Field research station	1.00	0.20	..
85.	Tussar seed farms	9.00	1.64	0.50
86.	Tussar Cocoon markets	5.00	0.98	0.32
87.	Tussar silk reeling, spinning and mulberry silk reeling and twisting factory expansion.	3.30	0.65	0.02
88.	Demonstrations-cum-training farms for—			
	(i) Sericulture	2.50	0.18	..
	(ii) Sericulture	1.00
	Total—Sericulture	23.80	3.85	0.89
	Total—Village and Small Industry ..	829.00	105.38	61.64
	Total—Industry	1,020.00	129.52	111.47

XI—(contd.)

(Rupees in lakhs)

Physical Targets and Achievements

Item	Unit	Third Plan Target	1961-62		Remarks
			Targets	Achievements	
6	7	8	9	10	11
..	
Sales	.. Rs. in lakhs	6.00	
..	
(i) Training of officers abroad	No. ..	2	2	..	
(ii) Staff trainees No. ..	20	20	..	
(iii) Cultivators trainees No. ..	300	300	..	
(iv) Cultivators on study tour	No. ..	35	35	24	
Districts	.. No. ..	15	15	..	
Production	24 lakhs D, F, L, S.	24 lakhs D, F, L, S.	..	
Cocoons to be transacted	.. No. crores	3	3	..	
Production	.. lbs. ..	1,000	25	..	
Erisilk production lbs. ..	1,000	25	5	
Mulberry cultivation Acres ..	100	100	..	
..	
..	
..	

APPENDIX
MINERAL

S. No.	Scheme	Plan Outlay 1961-66	Plan Provision 1961-62	Actual expendi- ture during the year 1961-62
1	2	3	4	5
1.	Participation in the share capital of the State Mining Corporation and in mineral development either in public or private sector.	10.00	0.50	0.80
2.	Intensive investigation of mineral resources of the State.	12.70	2.26	2.66
3.	Establishment of a statistical cell	2.64	0.38	0.16
4.	Establishment of a mineral utilisation cell ..	4.66	0.66	0.15
	Total ..	30.00	3.80	3.77

XII
DEVELOPMENT

(Rupees in lakhs)

Physical Targets and Achievements					
Item	Unit	Third Plan target	1961-62		Remarks
			Targets	Achievements	
6	7	8	9	10	11
..	
..	
..	
..	
..	

APPENDIX
TRANSPORT AND

S. No.	Scheme	Plan outlay 1961-66	Plan Provision 1961-62	Actual Expendi- ture during the year 1961-66
1	2	3	4	5
(A) ROADS :				
Spill-over—				
1.	Pucca roads and rest houses	323.48	65.50	49.90
2.	Upgrading of existing roads	193.72	40.00	19.80
3.	Black topping and widening of roads	34.92	7.00	7.93
4.	Fair-weather roads	43.67	8.80	3.40
5.	Bridges and culverts	357.21	56.70	39.30
New schemes—				
6.	Pucca roads and rest houses	183.50	7.00	26.85
7.	Upgrading of existing roads	83.00	2.00	10.66
8.	Black topping and widening of roads	45.00	2.00	4.18
9.	Fair-weather roads	82.25	2.00	1.82
10.	Bridges and culverts	165.25	5.87	21.16
11.	Completion of people's participation roads	32.00	1.70	—
12.	Tools, plants and establishment	140.00	17.00	9.18
13.	Research	5.00	0.30	—
Total (A) ..		1,700.00	215.87	194.08
(B) ROAD TRANSPORT :				
14.	Nationalisation of passenger road transport ..	70.00	8.89	..
(C) TOURISM :				
Schemes to be shared equally by the Centre and the State Government—				
15.	Construction of low-income group rest houses—			
	(i) Completion of rest house at Mandu and Khajuraho.	1.00	0.87	0.58
	(ii) Rest houses at—			
	(i) Bhopal	1.00
	(ii) Indore	1.00
	(iii) Ujjain	0.72
	(iv) Amarkantak (to be wholly financed by State Government).	0.50
Schemes to be financed by the State Government—				
16.	Tourist bureau at Indore and Gwalior and State tourist office at Bhopal.	1.50	0.20	0.10
17.	Boating facilities at Mandu (Dhar) and Bhedaghat (Jabalpur).	1.00
18.	Development of golf course at Pachmarhi ..	0.25
19.	Construction of dak bungalow at Udaipur and improvement of Udaigiri dak bungalow.	0.25
20.	Development of Chitarkut	2.50	0.20	0.20
21.	Development of marble rocks at Jabalpur ..	0.28
Total (C) ..		10.00	1.27	0.88
Total—Roads and Road Transport ..		1,780.00	226.03	194.96

S. No.	Scheme	Plan Outlay 1961-66	Plan Provision 1961-62	Actual Expendi- ture dur- ing the year 1961-62
1	2	3	4	5
I. NON-COLLEGIATE EDUCATION				
A. ELEMENTARY EDUCATION				
Spill-over Schemes				
1.	Buildings for Government primary schools ..	3.90	3.90	1.71
2.	Quarters for teachers	0.76	0.76	0.21
3.	Buildings for Government normal schools ..	7.03	7.03	5.61
4.	Hostels for training institutions	2.30	2.30	1.65
5.	Buildings for middle schools	11.20	11.20	6.11
New Schemes—				
6.	Expansion of pre-primary education	12.00	1.63	0.51
7.	Free and compulsory education for the children of the age group 6-11.	1,136.96	84.48	43.38
8.	Training programme for elementary school teachers	230.29	53.00	38.92
9.	Conversion of primary and middle schools to junior and senior basic schools.	8.36	1.15	0.78
10.	Opening of new middle schools	201.79	17.34	10.07
11.	Building and equipment grant to non-Government elementary schools.	45.64	8.00	0.41
12.	Building and equipment facilities for Government primary and middle schools including teachers training institutions for elementary teachers.	70.00	17.00	6.46
13.	Opening of one post-graduate B. T. College ..	7.00	1.15	0.67
14.	Production of suitable literature for children and preparation of nationalised text books.	5.00	0.20	0.015
15.	Staff quarters for women teachers	7.50	7.50	8.57
TOTAL—(A) Elementary education ..		1,749.73	216.64	125.075

(Rupees in Lakhs)

Physical Targets and Achievements

Item	Unit	Third Plan Target	1961-62		Remarks
			Targets	Achievements	
6	7	8	9	10	11
Bldgs.	No.	6	6	3	Works
Quarters	No.	25	23	4	"
Bldgs.	No.	13	13	6	"
Hostels	No.	5	5	4	"
Bldgs.	No.	29	27	7	"
(i) Non-Govt. schools ..	No.	35	5	4	"
(ii) Govt. schools ..	No.	35	5	5	"
(i) Teachers	No.	30,000	5,175	4,006	Constructed Works in progress.
(ii) Class-rooms	No.	15,000	3,428	240 2,141	
(iii) Schools Mothers ..	No.	250	50	15	
(iv) Schools	No.	10,000	2,000	1,696	
Basic training colleges (to be continued).	No.	50	50	50	
(i) Jr. basic schools ..	No.	384	100	100	
(ii) Senior schools ..	No.	192	50	50	
Middle schools	No.	1,200	500	500	
5 schools benefited ..	No.	19	
Equipment facilities to—					
(i) Primary schools ..	No.	17	
(ii) Middle schools ..	No.	39	114	114	
(iii) Training schools ..	No.	10	43	43	
Training College	No.	1	1	1	
..	
Quarters	No.	300	..	N.A.	
..	

S. No.	Scheme	Plan Outlay 1961-66	Plan Provision 1961-62	Actual Expenditure during the year 1961-62
1	2	3	4	5
B—SECONDARY EDUCATION:				
Spill over Schemes				
16.	Building for Government secondary schools ..	10.02	10.02	4.08
17.	High and middle school hostels	2.36	2.36	1.15
18.	Additional accommodation in secondary schools ..	6.56	6.56	3.21
New Schemes				
19.	Conversion of higher secondary schools to multipurpose schools	10.91	0.68	0.49
20.	Conversion of high schools to higher secondary schools	113.55	21.27	26.88
21.	Strengthening of staff and improvement of existing higher secondary schools.	29.54	4.22	2.61
22.	Opening of additional higher secondary schools ..	170.00	12.17	6.41
23.	Building and equipment grant to non-Government higher secondary schools.	16.00	3.20	2.11
24.	Building and equipment facilities for Government secondary schools including teachers training colleges.	95.68	17.00	5.57
25.	Seminars for secondary school teachers ..	0.50	0.10	0.03
26.	Residential quarters for teachers	8.00	2.85	1.91
27.	Boys and girls hostels	50.00	9.20	0.90
28.	Scholarships	24.00	2.00	0.39
29.	Training of crafts instructors for secondary schools	0.40	0.08	0.01
TOTAL—(B) Secondary Education ..		537.52	91.71	55.75
C. OTHER EDUCATIONAL SCHEMES—				
New Schemes				
30.	Re-organisation of library services	3.50	2.00	0.60
31.	Audio visual education	2.80	0.60	0.05
32.	Extension of junior N. C. C.	5.90	0.36	0.05
33.	Acquisition of land and improvement of playing fields.	3.00	0.60	0.20
34.	Strengthening of Physical Education College, Shivpuri	3.20	2.00	0.18

XIV—(contd.)

(Rupees in lakhs)

Physical Targets and Achievements

Item	Unit	Third Plan Target	1961-62		Remarks
			Targets	Achievements	
6	7	8	9	10	11
Bldg.	No.	15	15	6	Works as reported by P. W. D.
Bldg.	No.	6	6	2	
Bldg.	No.	18	18	6	
Schools	No.	28	5	5	
Schools	No.	140	140	140	
..	
Schools	No.	200	100	97	
Schools benefitted	No.	23	
(i) Training Colleges	No.	8	..	N. A.	
(ii) Schools	No.	50	
Seminars	No.	10	2	4	
Quarters	No.	100	45	..	Construction of 12 Quarters was taken up.
(i) Girls hostels	No.	24	8	N. A.	
(ii) Boys hostels	No.	20	8	N. A.	
Scholarships	No.	9 600	800	600	
Teachers	No.	300	..	60	
..	
Libraries	No.	3	..	3	
..	1	
Battalion	No.	50	10	37	Troops of Jr. division
..	67	Platoons of A. C. C. sections
..	
..	

S. No.	Scheme	Plan Outlay 1961-66	Plan Provision 1961-62	Actual Expenditure during the year 1961-62
1	2	3	4	5
35.	Strengthening of administrative machinery at all levels for the implementation of the plan.	10.00
	*Spillover schemes of the Second Plan	25.24
	TOTAL—(C) Other educational schemes ..	27.50	5.56	26.32
	TOTAL—(I) Non-Collegiate education ..	2,314.75	313.91	207.15
II. COLLEGIATE EDUCATION				
Spillover Schemes				
35.	Development of M. S. College of Home Science, Jabalpur and D. S. V. Sanskrit College, Raipur..	3.00	2.25	1.95
37.	Building for Science College, Raipur	0.20	0.20
38.	Hostel for Holkar College, Indore	1.85	1.85 Report awaited from P. W. D.
39.	Hostel for Maharani Laxmibai College, Gwalior ..	1.00	1.00	Do.
40.	Buildings for girls' degree college, Indore ..	0.15	0.15	0.21
41.	Buildings for degree college, Ratlam	0.20	0.20
42.	Teaching blocks in colleges	0.10	0.10
43.	Improvement of girls college, Ujjain	3.00	1.00 Report awaited from P. W. D.
44.	Construction of buildings for Science College, Rewa	2.25	2.00	1.88
45.	Construction of science block for Hamidia College (Now Motilal Vigyan Mahavidyalaya), Bhopal	0.25	0.25	Report awaited from P. W. D.
46.	Building for Gokhale hostel for 150 boys for Hamidia College, Bhopal.	1.00	1.00	Do.
47.	Building for girls degree college, Bhopal ..	1.00	1.00	Do.
New Schemes				
48.	Grants to universities	75.00	15.00	15.00
49.	New universities	20.00	1.00	..
50.	Improvement of collegiate education.—			
(A)	Buildings for boys colleges	80.00	8.84	0.02
(B)	Starting of new colleges for boys	10.00	1.50	1.63
(C)	Hostel buildings for colleges	25.00	5.00	..
(D)	Bifurcation of colleges	2.50	0.50	0.41
(E)	Improvement of libraries, science laboratories and introduction of new subject (Boys).	10.00	0.90	2.38
(F)	Grants-in-aid to non-Government colleges ..	30.00	6.00	3.90
(G)	Re-organization of sanskrit colleges ..	2.50	0.50	0.59

* Construction of miscellaneous works of second

XIV—(contd.)

(Rupees in lakhs)

Physical Targets and Achievements					
Item	Unit	Third Plan Targets	1961-62		Remarks
			Targets	Achievements	
6	7	8	9	10	11
..	
..	
..	
..	
..	
..	
..	
..	
..	
..	
..	
..	
..	
6	
Universities	..	No.	4
..
Colleges	..	No.	42	25	..
New colleges	..	No.	3	2	2
Hostels	..	No.	9	9	..
Colleges	..	No.	4	9	3
Colleges	..	No.	35	35	22
Colleges	..	No.	2	2	..

plan period for which provision was kept in the third five year plan under spillover.

S. No.	Scheme	Plan Outlay 1961-66	Plan Provision 1961-62	Actual Expenditure during the year 1961-62
1	2	3	4	5
51.	Development of girls education.—			
	(a) Buildings for girls colleges ..	9.00	1.16	..
	(b) Establishment of new girls colleges ..	8.50	2.50	1.00
	(c) Hostels for degree colleges (Girls) ..	8.50	1.00	..
	(d) Improvement of libraries, science laboratories and introduction of new subjects.	3.00	0.50	0.13
52.	Graduate and post graduate scholarships ..	8.00	1.50	..
53.	New M. P. College of higher education ..	2.00
54.	Staff quarters ..	5.50	1.00	1.11
55.	Expansion of N. C. C. ..	5.00	1.00	..
56.	Planning forums..	0.25	0.05	0.06
	TOTAL—(II) Collegiate Education ..	318.75	58.95	30.65
III. TECHNICAL EDUCATION:				
Spillover				
57.	Engineering colleges including M. A. College of Technology, Bhopal.	38.00	14.28	12.93
58.	Government polytechnics ..	80.00	28.30	15.77
59.	Government junior technical schools ..	52.00	16.50	10.66
New Schemes				
60.	Expansion of the degree course at engineering colleges including introduction of five year integrated course in all the engineering colleges.	35.00	6.00	1.13
61.	Establishment of engineering colleges ..	15.00
62.	Establishment of polytechnics (including one at Indore.)	100.00	11.75	4.75
63.	Award of scholarships for technical education ..	20.00	1.01	0.67
64.	Establishment of technical institution for women ..	10.00
65.	Construction of staff quarters and provision of service facilities at technical institutions	20.00	3.75	0.51
66.	Special courses at post diploma level including diploma in applied arts.	5.00	0.50	0.14
67.	Technical teachers' training programme ..	5.00	0.25	0.10
68.	Grant-in-aid to non-Government professional colleges	15.00	3.00	1.79
69.	Establishment of new junior technical school and conversion of vocational high schools and industrial schools into junior technical schools (Govt. of India pattern).	75.00	8.00	2.72
70.	Opening of new courses in engineering and technology	8.00	0.25	..
71.	Strengthening of staff of M. P. Board of Technical Education and Directorate of Technical Education.	5.00	0.75	..

S. No.	Scheme	Plan Outlay 1961-66	Plan Provision 1961-62	Actual Expenditure during the year 1961-62
1	2	3	4	5
72.	Development of existing museums and establishment of new museums.	6.00	2.00	..
73.	Re-organisation of Archaeological Department ..	1.00	0.20	..
74.	Development of the fine arts and music colleges ..	10.00	1.50	..
	TOTAL—(iii) Technical Education ..	500.00	98.04	51.17
IV. OTHER EDUCATIONAL SCHEMES				
(i) SOCIAL EDUCATION				
75.	Social education classes	22.00	3.09	2.33
76.	Circulating libraries	10.00	1.42	1.29
77.	Grant-in-aid to non-official parties and organisations in rural areas for cultural activities, puppet shows, etc.	2.00	0.29	0.21
78.	Production of literature	3.00	0.43	0.33
79.	Audio-visual education	4.00	0.57	0.16
80.	Strengthening of staff	0.50	0.05	..
	TOTAL—(i) Social Education ..	41.50	5.85	4.32
(ii) YOUTH WELFARE				
81.	Grant-in-aid to Olympic Association	3.50	0.50	1.15
82.	Stipends to outstanding sportsmen	1.55	0.06	0.04
83.	Expenses on Sports Council	0.70	0.10	..
84.	Grant for improvement of play grounds	1.25	0.20	0.14
85.	Grant-in-aid to State level institutions of games like foot ball, volley-ball, hockey, tennis, kho-kho, kabaddi, etc.	3.00	0.54	1.00
	TOTAL—(ii) Youth Welfare ..	10.00	1.40	2.33
(iii) REVISION OF DISTRICT GAZETTEERS				
86.	Revision of district gazetteers	10.00	1.85	1.44
	TOTAL—(iii) Revision of district Gazetteers ..	10.00	1.85	1.44
(iv) DEVELOPMENT OF LANGUAGES—				
87.	Training of English steno-graphers and typists in Hindi shorthand and typewriting.	2.00	0.40	0.26
88.	Translation of departmental books of rules, etc. into Hindi.	1.00
	TOTAL—(iv) Development of Languages ..	3.00	0.40	0.26
	TOTAL—(d) Other Educational Schemes..	64.50	9.50	8.35
	TOTAL—Education ..	3,198.00	480.40	297.32

XIV—(concl'd.)

(Rupees in lakhs)

Physical Targets and Achievements						
Item	Unit	Third Plan Target	1961-62		Remarks	
			Target	Achievements		
6	7	8	9	10	11	
..	
..	
..	
..	
Classes	No.	11,000	1,770	1,251	
Libraries and Reading rooms	No.	5,000	920	920	
Organisations	No.	525	60	60	
Publications	No.	220	42	29	
(i) Full length films	No.	22	2	2	
(ii) Documentary films	No.	500	75	36	
(iii) Magic lanterns	No.	44	5	5	
(iv) Slide sets	No.	400	20	20	
..	
..	
Sportsmen	No.	50	5	3	
Play grounds	No.	25	4	4	
..	
..	
Gazetteers	No.	43	4	1	
..	
Stenographers	No.	600	60	..	
..	
..	
..	
..	

S. No.	Scheme	Plan Outlay 1961-66	Plan Provision 1961-62	Actual Expendi- ture during the year 1961-62
1	2	3	4	5

A—URBAN WATER SUPPLY

Spillover

1. Completion of urban water supply schemes.—

(i) Khandwa	3.15	2.70	1.36
(ii) Katni	10.50	3.00	11.15
(iii) Jagdalpur	4.50	1.00	0.03
(iv) Bilaspur	12.00	3.00	2.00
(v) Itarsi	3.96	1.00	4.18
(vi) Hoshangabad	2.00	0.50	1.58
(vii) Indore	30.00	5.00	10.76
(viii) Bhind	0.50	0.50	0.18
(ix) Mahidpur	1.87	1.00	1.48
(x) Ratlam	50.00	8.00	11.93
(xi) Jaora	16.00	3.00	3.47
(xii) Ashoknagar	9.00	2.00	1.12
(xiii) Datia	12.00	2.00	2.48
(xiv) Shahdol	4.50	1.00	3.04
(xv) Sehore	0.32	0.30	1.16
(xvi) Rajnandgaon	1.00	1.00	-0.07
(xvii) Dewas	8.00	3.00	1.38
(xviii) Neemuch	10.00	4.00	-0.61
(xix) Mandsaur	2.00	1.00	0.04
(xx) Chhindwara	3.70	2.00	0.53
(xxi) Jabalpur	15.00	5.00	10.69
Total—A—(1)		..	200.00	50.00	67.88

New Schemes

2. Expansion and improvement of Existing Water works.—

(i) Jabalpur	33.60	2.00	..
(ii) Gwalior	20.00	1.00	6.26
(iii) Indore	24.00
(iv) Khairagarh	1.60	0.50	1.90
(v) Shivpuri	4.00	0.50	0.17

S. No.	Scheme	Plan Outlay 1961-66	Plan Provision 1961-62	Actual Expenditure during the year 1961-62
1	2	3	4	5
(vi)	Shujalpur ..	2.40	0.50	0.49
(vii)	Guna ..	4.80	0.50	..
(viii)	Bhopal (HEL)	12.00	2.00	0.07
(ix)	Ujjain ..	8.70	1.00	1.00
(x)	Bairagarh ..	5.00	0.50	0.11
(xi)	Pachmarhi ..	5.00	0.50	1.04
(xii)	Raipur ..	16.00	1.00	..
(xiii)	Damoh ..	14.00	0.60	..
(xiv)	Seoni ..	9.00	0.40	..
(xv)	Khandwa (P. II) ..	8.00
(xvi)	Dhar ..	2.40
Total—A—(2) ..		170.50	11.00	11.04
Construction of new water works.—				
(i)	Balaghat ..	9.40
(ii)	Ambikapur ..	6.40
(iii)	Narsimhapur ..	8.40
(iv)	Mandla ..	8.40
(v)	Betul ..	9.40
(vi)	Sidhi ..	4.00
(vii)	Raisen ..	4.00
TOTAL—A—(3) ..		50.00
4. Drainage Schemes.—				
(i)	Jabalpur ..	6.10
(ii)	Bhopal ..	4.10
(iii)	Raipur ..	4.10
(iv)	Khandwa ..	1.00
(v)	Rewa ..	16.00
(vi)	Bilaspur ..	4.10
(vii)	Sagar ..	1.00
(viii)	Indore ..	13.00
(ix)	Gwalior ..	10.00
(x)	Ujjain ..	1.00
TOTAL—A—(4) ..		60.40
TOTAL—A—Urban Water Supply		480.90	61.00	78.92

S. No.	Scheme	Plan Outlay 1961-66	Plan Provision 1961-62	Actual Expenditure during the year 1961-62
1	2	3	4	5
B—RURAL WATER SUPPLY				
5.	Completion of spillover piped water supply schemes	20.00	10.00	7.31
6.	Drinking water supply in problem villages ..	94.00	10.00	0.39
7.	Piped water supply in bigger villages	41.50	2.40	1.37
8.	Purchase of air compressors with haulage tractors..	25.21	0.90	..
9.	Purchase of explosive vans	2.40	0.30	..
10.	Construction of magazines	1.50	0.20	0.11
11.	Conversion of step-wells into draw wells ..	17.00	0.70	..
12.	Personnel for air compressors and tractors ..	5.00	0.20	..
13.	Purchase of drilling rigs	13.39
TOTAL—B—Rural water supply		220.00	24.70	9.18
C—OTHER SCHEMES				
14.	Training of public health engineering personnel ..	1.00	0.20	0.04
15.	Public health engineering research laboratory ..	2.00	0.50	..
16.	Arrangement for water supply at fairs	4.00	0.80	0.63
17.	Purchase of equipment for water supply at fairs ..	2.10	2.10	..
18.	Administration for above schemes	20.00	2.40	2.20
TOTAL—C—Other water supply schemes		29.10	6.00	2.87
TOTAL—Water supply schemes		730.00	91.70	90.97
D—HEALTH SERVICES				
I—HOSPITALS AND DISPENSARIES				
Spill over				
19.	Increase of general beds	27.31	15.45	10.87
20.	Mental hospitals-at Gwalior and Indore ..	0.25
21.	Improvement of J. A. and K. R. hospitals, Gwalior	0.50	0.30	0.25
22.	Hamidia Hospital, Bhopal	2.00	1.25	0.07
23.	Sultania Zanana Hospital, Bhopal	2.00	..	0.01
New Schemes				
24.	Improvement of medical services in hospitals other than district headquarter hospitals.	40.00	3.54	4.87
25.	Strengthening and improvement of medical and health services at district headquarters.	125.00	29.94	11.70

XV—(contd.)

(Rupees in lakhs)

Physical Targets and Achievements						
Item	Unit	Third Plan Target	1961-62		Remarks	
			Targets	Achievements		
6	7	8	9	10	11	
Villages	.. No. ..	100	50	64		
Villages	.. No. ..	940	100	..		
Villages	.. No. ..	138	8	..		
Air compressors with tractors	.. No. ..	75	10	..		
Vehicles	.. No. ..	6	1	..		
Magazines	.. No. ..	6	1	..		
Wells	.. No. ..	1,700	70	..		
..		
..		
..		
Trainees	.. No... ..	40	8	3		
..		
..		
Filter Units	.. No. ..	3	3	..		
..		
..		
..		
Works	.. P. C. ..	30	15	12		
Works	.. P. C. ..	5		
Works	.. P. C. ..	5	3	3		
Works	.. P. C. ..	28	17	1		
Works	.. P. C. ..	40	..	1		
Beds	.. No. ..	200	42	42		
Beds	.. No. ..	800	410	410		

S. No.	Scheme	Plan Outlay 1961-66	Plan Provision 1961-62	Actual Expenditure during the year 1961-62
1	2	3	4	5
26.	Mental health services	8.00	0.65	0.41
27.	Provincialisation of rural dispensaries	2.50
28.	Completion of building started by people with Govt. aid and running of medical institutions the buildings for which have been constructed by the people.	25.00	0.21	0.21
29.	Grants-in-aid for the institutions to be built by public participation in rural areas.	20.00	0.24	0.35
30.	Improvement in existing eye departments in medical college hospitals.	5.50
TOTAL—(I)		258.06	51.58	28.74
II—HEALTH UNITS				
Spill over				
31.	Completion of buildings for primary health centres	1.25	0.08	0.23
32.	Completion of buildings for secondary units	1.00
New Schemes				
33.	Primary health centres	138.20	11.71	3.48
34.	Establishment of secondary health centres	5.00	0.25	0.20
TOTAL—(II)		145.45	12.04	3.91
III—MEDICAL EDUCATION				
Spill over				
35.	Medical college and hospital, Jabalpur	95.50	35.00	44.44
36.	Medical college Bhopal	39.35	10.00	10.20
37.	Increasing the number of admissions at Indore and Gwalior medical colleges.	4.80	1.64	3.65
New Schemes				
38.	Improvement in existing medical colleges and attached teaching hospitals.	90.00	15.99	18.57
39.	Establishment of new medical colleges	55.00
40.	Department of social and preventive medicines and field health centres in existing medical colleges.	16.00	2.68	0.21
41.	Post graduates training of medical officers	1.00	..	0.08
TOTAL—(III)		301.65	65.31	77.15

XW—(contd.)

(Rupees in lakhs)

Physical Targets and Achievements							Remarks
Item	Unit	Third Plan Targets	1961-62		11		
			Targets	Achievements			
6	7	8	9	10			
Beds	No. ..	200	95	95			
Dispensaries	No. ..	25			
Health institutions	2	2			
Institutions	No.	1	1			
Institutions	No. ..	4			
..			
Works	P. C. ..	13	1	21/2			
Works	P. C. ..	16			
Centres	No. ..	154	55	39			
Centres	No. ..	7	1	1			
..			
Works	P. C. ..	50	16	23			
Works	P. C. ..	39	10	10			
Works	P. C. ..	23	9	18			
Admissions	No. ..	220	100	100			
Colleges	No. ..	2			
Departments	No. ..	4		1			
Trainees	No. ..	50			
..			

S. No.	Scheme	Plan Outlay 1961-66	Plan Provision 1961-62	Actual Expenditure during the year 1961-62
1	2	3	4	5
IV—DENTAL EDUCATION AND SERVICES				
New Schemes				
42.	Establishment of a college of dentistry ..	10.50	0.85	1.40
TOTAL—(IV) ..		10.50	0.85	1.40
V—TRAINING PROGRAMME				
Spill over				
43.	Buildings required for training schemes ..	3.12	0.38	0.80
New Schemes				
44.	Training of sanitary inspectors	2.60	0.32	0.29
45.	Training of compounders	1.00
46.	Training of radiographers	0.73
47.	Training of health visitors	3.71	0.66	0.53
48.	Public health orientation to nursing staff ..	8.00	1.42	0.70
49.	Training of staff nurses	35.46	5.95	3.47
50.	Training of auxiliary nurse-cum-midwives ..	25.27	6.28	1.23
51.	Training of sister tutors and establishment of college nursing.	8.48	0.70	0.31
52.	Training of public health nurses	0.60	0.12	0.02
53.	Training of non-professional dais	2.36	0.37	0.16
54.	Training of professional dais
55.	Training of T. B. health visitors	0.29	..	0.02
56.	Training of laboratory technicians	1.50
TOTAL—(V) ..		93.12	16.20	7.53
VI—INDIGENEOUS SYSTEM OF MEDICINES				
Spill over				
57.	Ayurvedic college, Raipur	17.00	4.34	0.52
New Schemes				
58.	Expansion of hospitals attached to ayurvedic colleges at Raipur and Gwalior.	3.00	..	0.20
59.	Upgrading of ayurvedic colleges at Raipur and Gwalior	7.00	..	0.01
60.	Expansion of ayurvedic research at Govt. Ayurvedic Colleges.	1.00	..	0.01

XV—(contd.)

(Rupees in lakhs)

Physical Targets and Achievements						Remarks
Item	Unit	Third Plan Target	1961-62		11	
			Targets	Achievements		
6	7	8	9	10		
College No. ..	1	1	1		
..		
Works P. C. ..	32	4	4		
(i) Continuance of institutions..	.. No. ..	2	2	2		
(ii) New institutions	.. No. ..	1		
Training Centres No. ..	4		
Training centres No. ..	1		
Admissions No. ..	34	34	34		
Nurses No. ..	200	40	40		
Increase of seats per year	.. No.	180	180		
Increase of seats per year	.. No.	240	240		
(i) Trainees No. ..	75	15	15		
(ii) Admission per year	.. No.	10		
Trainees No. ..	50	10	10		
Admission per year	.. No.	80	80		
Trainees No. ..	3,300	600	230		
Continuance of centre	.. No. ..	1	1	1		
Trainees No. ..	150		
..		
Works P. C. ..	67	20	2		
Beds No. ..	75	20	20		
..		
..		

S. No.	Scheme	Plan Outlay 1961-66	Plan Provision 1961-62	Actual Expenditure during the year 1961-62
1	2	3	4	5
61.	Establishment of ayurvedic and other dispensaries ..	50.00	4.66	1.15
62.	Reorganisation of existing pharmacies and establishment of Ayurvedic stores.	7.00
63.	Establishment of drugs farm and herbarium ..	1.00
64.	Provision of compounders in Ayurvedic dispensaries	1.36	..	0.04
65.	Provincialisation of 172 aided Ayurvedic dispensaries	6.00
66.	Conversion of ungraded dispensaries into Ayurvedic dispensaries.	4.00
67.	Post graduate training of vaidyas ..	0.29	0.05	..
68.	Providing of beds in Ayurvedic and Unani hospital, Bhopal.	0.50
69.	Strengthening of homeopathic sanatorium, Nawegaon (Chhindwara district).	1.00	0.65	..
70.	Establishment of a separate Directorate of Ayurveda	5.00	1.67	..
TOTAL—(VI) ..		104.15	11.37	1.93
VII—CONTROL OF DISEASES				
Spill over				
71.	T. B. clinics ..	2.95	2.87	1.40
72.	Increase of T. B. beds ..	2.97	2.78	0.39
New Schemes				
73.	National malaria eradication programme ..	275.00	67.34	66.64
74.	National filaria control programme ..	7.00	1.49	1.06
75.	Increase of T. B. beds and improvements in existing T. B. hospitals.	16.00	2.39	3.36
76.	B. C. G. Campaign ..	15.00	3.28	3.48
77.	Establishment of T. B. clinics and upgrading of existing T. B. clinics.	35.15	0.30	0.32
78.	Isolation of advanced cases of T. B. ..	4.00
79.	Leprosy control programme ..	10.00	..	0.13
80.	Establishment of new V. D. clinics ..	5.00	0.57	0.62
81.	Small-pox eradication programme ..	25.00	..	0.81
82.	Establishment of mobile epidemic control hospital..	5.00
83.	Trachoma survey and control ..	1.00
84.	Establishment of cancer clinics at existing medical colleges.	10.00
TOTAL—(VII) ..		414.07	81.02	78.21

XV—(contd.)

(Rupees in lakhs)

Physical Targets and Achievements							Remarks
Item	Unit	Third Plan Target	1961-62		11		
			Targets	Achievements			
6	7	8	9	10			
Dispensaries No. ..	430	100	100			
Stores No. ..	2			
Farm and herberium	.. No. ..	1			
Compounders No. ..	50	15	15			
Dispensaries No. ..	65			
Dispensaries No. ..	94			
Trainees No. ..	5	1	..			
Beds No. ..	10			
..			
..			
..			
Works P. C. ..	23	22	11			
Works P. C. ..	14	13	2			
Units No. ..	15	29	29			
Continuance of units	.. No. ..	3	3	3			
Beds No. ..	250	96	96			
Continuance of teams	.. No. ..	11	11	11			
(i) New Clinics No. ..	29	1	1			
(ii) Upgrading No. ..	7	2	2			
Beds No. ..	140			
Centres No. ..	8			
Clinics No. ..	2			
Teams No. ..	5	3	3			
Units No. ..	11	1	1			
Hospital No. ..	1			
Unit No. ..	1			
Clinics No. ..	4			
..			

S. No.	Scheme	Plan Outlay 1961-68	Plan Provision 1961-62	Actual Expendi- ture dur- ing the year 1961-62
1	2	3	4	5
VIII—LABORATORY SERVICES				
New Scheme				
85.	Establishment of central public health laboratory ..	20.00
TOTAL—(VIII) ..		20.00
IX—FAMILY PLANNING				
New Scheme				
86.	Family planning centres	30.00	0.75	0.17
TOTAL—(IX) ..		30.00	0.75	0.17
X.—MATERNITY AND CHILD WELFARE				
New Schemes				
87.	Establishment of matr-grihas	5.00	0.63	0.33
88.	Establishment of Paediatric and child guidance clinics	10.00
TOTAL—(X) ..		15.00	0.63	0.33
XI—SCHOOL HEALTH SERVICES				
New Scheme				
89.	School health services	4.00
TOTAL—(XI) ..		4.00
XII.—OTHER HEALTH SCHEMES				
New Scheme				
90.	Strengthening of administrative organisation ..	3.00	0.16	..
91.	Nutrition	1.00	0.09	0.04
TOTAL—(XII) ..		4.00	0.25	0.04
TOTAL—(D) Health svices ..		1,400.00	240.00	199.41
TOTAL—Health ..		2,130.00	331.70	290.38

XV—(concl.)

(Rupees in lakhs)

Physical Targets and Achievements						Remarks
Item	Unit	Third Plan targets	1961-62		11	
			Targets	Achievements		
6	7	8	9	10		
Laboratory	No. ..	1		
(i) F. P. clinics	No. ..	259	48	48		
(ii) Training centres	No. ..	2	1	1		
(iii) Propoganda units	No. ..	2	1	1		
..		
Matrugrihas	No. ..	625	125	125		
(i) Paediatrics deptt.	No. ..	3		
(ii) Child guidance clinic	No. ..	3		
..		
School children (In lakhs)	No. ..	5		
..		
..		
Unit	No. ..	1		
..		
..		
..		

APPENDIX
HOUSING

S. N .	Scheme	Plan Outlay, 1961-66	Plan Provision 1961-62	Actual Expendi- ture during the year 1961-62
1	2	3	4	5
(a)—Housing schemes.—				
1.	Subsidised industrial housing scheme ..	150.00	21.00	24.26
2.	Low income group housing scheme ..	216.50	31.14	33.20
3.	Slum clearance	2.50	0.25	0.34
4.	Village housing project scheme ..	121.00	9.60	9.64
TOTAL—A—Housing Schemes ..		490.00	61.99	67.44
B —Urban land development.—				
5.	Preparation of master plans	20.00	1.98	0.32
6.	Preparation of layouts	3.00	0.40	0.02
7.	Implementation of master plans	26.80	3.95	3.95
8.	Training of technical staff of local bodies ..	0.20	0.02	..
9.	Slum clearance and improvement including sweepers' housing	10.00	1.52	0.64
Total—(b)—Urban land development ..		60.00	7.87	4.93
TOTAL—Housing ..		550.00	69.86	72.37

xvi

(Rupees in lakhs)

Physical Targets and Achievements							Remarks
Item	Unit	Third Plan Target	1961-62		11		
			Targets	Achievements			
6	7	8	9	10			
Tenements	.. No. ..	4,546	500	408			
Houses	.. No. ..	3,093	445	424			
Plots No. ..	800	80	36			
Houses	.. No. ..	8,000	450	35			
..			
Towns No. ..	22	4	1	(Interim plan)		
Towns No. ..	30	30	3	(works have undertaken)		
Area Acres ..	179	26	140			
Persons..	.. No. ..	200	20	6			
(i) Plots	.. No. ..	1,200	160	..			
(ii) Tenements	.. No. ..	734	121	60			
..			
..			

APPENDIX
LABOUR AND

S. No.	Scheme	Plan Outlay 1961-66	Plan Provision 1961-62	Actual Expendi- ture during the year 1961-62
1	2	3	4	5
(a) Craftsmen training programme.—				
1.	Completion of buildings for industrial training institutes	10.80	4.40	4.64
2.	Expansion of existing industrial training institutes ..	31.18	6.00	3.63
3.	New industrial training institutes	41.90	0.96	1.44
4.	Workers evening classes	0.40
5.	National apprenticeship training	1.60	0.04	..
6.	Training of women in vocational trades	0.80
7.	Work-cum-orientation centres	2.85
8.	Training of crafts instructors	0.42	0.07	0.01
9.	Head-quarters staff	1.05	0.09	..
New Schemes.—				
10.	Administration of industrial training institute, Koni	1.59
11.	N. C. C. units of industrial training institutes	0.04
TOTAL—(a)—Craftsmen training programme		91.00	11.56	11.35
(b).—Labour Welfare Programme.—				
12.	Construction of building for labour welfare centres ..	0.44	0.44	..
13.	Grants-in-aid to labour welfare centres	3.55	0.70	0.60
14.	Audio-visual aids	0.20
15.	Community hall	1.08
16.	Health centres and maternity wards	2.93
17.	Survey of labour conditions	0.60
18.	Occupational health survey	0.01
19.	Grants to State Productivity Council	0.01
20.	Awards to efficient workers	0.15
21.	Training of departmental officers	0.01
22.	Loans to industrial workers for housing	0.01
23.	Workers holiday homes	0.01
TOTAL—(b)—Labour welfare programme ..		9.00	1.14	0.60

XVII

LABOUR WELFARE

(Rupees in lakhs)

Physical Targets and Achievements					
Item	Unit	Third Plan Target	1961-62		Remarks
			Targets	Achievements	
6	7	8	9	10	11
Completion of buildings	.. No. ..	7	
{ Seats No. ..	1,256	496	336	
{ Institutes No. ..	8	8	6	
Seats No. ..	1,512	
Classes No. ..	3	
Centres No. ..	2	
Centres No. ..	2	
Centres No. ..	2	
Crafts instructors	.. No. ..	115	..	11	
..	
..	
N. C. C. units	.. No. ..	4	4	4	
..	
..	
Building	.. No. ..	1	1	..	
Centres	.. No.	18	18	
Projectors	.. No. ..	2	
Community hall	.. No. ..	1	
{ Centres	.. No. ..	2	
{ Beds No. ..	30	
..	
..	
..	
Workers	.. No. ..	150	
..	
..	
..	
..	

APPENDIX

S. No.	Scheme	Plan Outlay, 1961-66	Plan Provision 1961-62	Actual Expendi- ture during the year 1961-62
1	2	3	4	5
C.—Employment Service.—				
24.	Extension of coverage of employment service ..	6.48	0.79	0.42
25.	Collection of employment market information ..	2.44	0.40	0.03
26.	Youth employment service and employment counselling.	0.88	0.05	0.04
27.	Occupational research and analysis	0.20	0.03	..
TOTAL—C—Employment Service ..		10.00	1.27	0.49
D.—Employees State Insurance.—				
28.	Employees State insurance scheme	10.00	1.27	0.09
TOTAL—D—Employees State Insurance ..		10.00	1.27	0.09
GRAND TOTAL—Labour and Labour welfare		120.00	15.24	12.53

XVII—(concl.)

es in lakhs)

Physical Targets and Achievements

Item	Unit	Third Plan Target	1961-62		Remarks
			Targets	Achievements	
6	7	8	9	10	11
(i) District employment exchanges	No. ..	18	7	7	
(ii) University bureaux	No. ..	3	3	3	
(iii) Information centres	No. ..	35	15	15	
(iv) Vehicles	No. ..	2	1	1	
(i) Centres	No. ..	34	16	16	
(i) State vocational guidance unit	No. ..	1	1	1	
(ii) Vocational guidance section at exchanges.	No. ..	6	1	1	
..	
..	
Employees	No. ..	36,000	..	5,850	
..	
..	

APPENDIX
WELFARE OF

S.No.	Scheme	Plan Outlay 1961-66	Plan Provision 1961-62	Actual expendi- ture during the year 1961-62
1	2	3	4	5
(a) Scheduled Tribes Education.				
1.	Scholarships and stipends	88.88	12.80	21.75
2.	Educational aid for books, stationary and equipments	20.86	2.94	..
3.	Construction of school buildings	46.76	3.72	3.71
4.	Construction of teachers quarters	43.22	5.00	3.90
5.	Hostel facilities (hostel buildings and stipends) ..	113.50	20.38	6.65
6.	Educational tours	5.00	1.00	0.82
	Total—Education	318.22	45.84	36.83
Economic Uplift.—				
7.	Subsidy for soil conservation	50.00	3.20	3.17
8.	Agricultural subsidies	39.40	4.48	3.27
9.	Subsidy for minor irrigation	40.00	3.21	..
10.	Training-cum production centre	25.00	1.30	0.30
11.	Technical training institute	60.00	10.00	..
12.	Lac culture	10.00	..	0.38
13.	Rural workshop centres	5.00	1.00	..
	Total—Economic uplift	229.40	23.19	7.12
Health, Housing and other schemes.—				
14.	Communications (culverts, crossings and approach roads).	25.00	3.00	2.81
15.	Staff including planning progress and co-ordination cell.	15.00	2.99	0.34
16.	Aid to voluntary agencies	5.00	1.00	0.63
17.	Encouragement of tribal music and dancing ..	0.50	0.10	0.12
18.	Popularisation of cloths like saris, blouses, etc. where they are not worn.	0.50	0.05	0.05
19.	Venereal diseases control units	2.75	0.50	0.06
20.	Leprosy asylums	7.10	0.10	..
21.	Medicine chests	6.15	1.20	1.20
22.	Drinking water supply	9.00	1.80	1.76

XVIII
BACKWARD CLASSES

(Rs. in lakhs)

Physical targets and achievements

Item	Unit	Third plan targets	1961-62		Remarks
			Targets	Achievements	
6	7	8	9	10	11
Students	No.	3,67,000	60,000	N.A.	
Buildings	No.	451	57	56	
Quarters	No.	476	54	50	
(i) Ashrams	No.	8	2	2	
(ii) Hostels	No.	20	5	5	
(iii) Stipends	No.	21,225	4,145	..	
Students	No.	3,750	750	595	
..	
(i) Bunding and levelling	Acres	1,50,000	8,000	7,950	
(ii) Contour bunding	Acres	33,330	
Families	No.	5,780	398	398	
Subsidy	Acres	8,000	1,800	..	
Centres	No.	4	1	1	
Institutes	No.	2	
Trees pruning	No.	58,600	
Trees injecting	No.	85,600	
Workshops	No.	10	3	..	
..	
(i) Roads	Miles	750	125	108	
(ii) Culverts	No.	..	50	24	
..	
..	
..	
..	
Units	No.	2	1	1	
Centres	No.	2	
Medicine chests	No.	15,000	3,000	2,181	
Wells	No.	450	90	78	

S. No.	Scheme	Plan Outlay 1961-66	Plan Provision 1961-62	Actual Expenditure during the year 1961-62
1	2	3	4	5
23.	Emergency medical relief	3.00	0.30	..
24.	Legal aid	1.00	0.05	0.03
Total—Health, housing and other schemes		75.00	11.09	7.00
Total—(a) Scheduled tribes		622.62	80.12	50.95
(b) Scheduled castes Education.—				
25.	Scholarships and stipends	82.64	11.19	13.13
26.	Educational tours	1.00	0.20	..
Total - Education		83.64	11.39	13.15
c omic Up ift.—				
27.	Agricultural subsidies	15.12	2.80	2.27
28.	Subsidies for cottage industries	10.00	0.86	..
29.	Training-cum-production centres	24.00	1.34	0.47
Total—Economic uplift		49.12	5.00	2.74
Health, Housing and other schemes.—				
30.	Drinking water wells	10.00	1.40	1.30
31.	Aid to voluntary agencies	5.00	1.00	0.33
32.	Community centres and Sanskar kendras	10.00	0.87	0.29
Total—Health, housing and other schemes		25.00	3.27	1.92
Total—(b) Scheduled Castes		157.76	19.66	17.81
(c) Other backward classes.—				
Education.—				
33.	Scholarships for other backward Classes and aid to institutions for educational activities.	17.76	1.69	1.62
34.	Hostel facilities	0.54	0.11	..
35.	School buildings and teachers quarters	1.32
Total—(c) Other backward classes		19.62	1.80	1.62
Grand Total—Welfare of Backward Classes		800.00	101.58	70.38

XVIII—(concl'd.)

(Rupees in lakhs)

Physical Targets and Achievements						
Item	Unit	Third Plan Target	1961-62		Remarks	
			Targets	Achievements		
6	7	8	9	10	11	
..		
..		
..		
..		
Scholarships	..	No.	1,23,000	20,000	N.A.	
..	
..	
Families	..	No.	3,024	560	434	
..	
Centres	..	No.	4	1	1	
..	
Wells	..	No.	500	70	54	
..	
(i) Community centres	..	No.	41	4	4	
(ii) Sanskar kendras	..	No.	15	2	2	
..	
..	
Scholarships	..	No.	22,500	3,500	N.A.	
Students	..	No.	1,200	
(i) School building	..	No.	6	
(ii) Teachers quarters	..	No.	6	
..	
..	

APPENDIX
SOCIAL

S.No.	Scheme		Plan out- lay 1961-66	Plan provision 1961-62	Actual Expendi- ture dur- ing the year 1961-62
1	2		3	4	5
(a) Women's welfare.—					
1.	Destitute women's homes	6.00
2.	Working women's hostels	4.00
Total (a) women's welfare			10.00
(b) Child welfare.—					
3.	Child guidance clinic	1.23	0.16	..
4.	Grant-in-aid to municipalities and corporations for setting up balwadies in slum areas	4.75	0.35	..
5.	Homes for healthy children of leprosy patients	7.37
6.	Development of State orphanage, Indore	0.97	0.07	..
Total (b)—Child welfare			14.32	0.58	..
(c) Social and moral hygiene and aftercare programme.—					
7.	Social and moral hygiene and aftercare programme				
(i)	Rescue home	1.85
(ii)	Reception centres	0.87
(iii)	District shelters	0.60
(iv)	State homes	1.30	0.45	0.01
Total (c) Social and moral hygiene and aftercare programme.			4.62	0.45	0.01
(d) Social defence programme.—					
8.	Social defence programme				
(i)	Certified schools for boys	2.57	0.20	..
(ii)	Certified schools for girls	2.78	0.20	..
(iii)	Remand homes	3.08	0.23	..
(iv)	Probation hostels	1.45	0.10	..
(v)	Probation services	1.18	0.15	..
Total (d)—Social defence programme			11.06	0.88	..
(e) Welfare extension projects.—					
9.	Welfare extension projects	5.38	3.00	2.00
Total (e) Welfare Extension project			5.38	3.00	2.00

XIX
WELEARE

(Rs. in lakhs)

Physical targets and achievements						
Item	Unit	Third Plan target	1961-62		Remarks	
			Targets	Achievements		
6	7	8	9	10	11	
Homes	No.	2	
Hostels	No.	2	
..	
Clinic	No.	1	1	
Balwadies	No.	25	5	
Homes	No.	4	
..	
..	
Home	No.	1	
Centres	No.	3	
Shelters	No.	3	
State homes	No.	1	1	1	..	
..	
Schools	No.	4	
Schools	No.	4	1	
Homes	No.	4	1	
Hostels	No.	4	1	
(i) H. Q. service	No.	1	1	
(ii) Divisional services	No.	7	2	
..	
Welfare extension projects	No.	39	39	39	..	
..	

S. No.	Scheme	Plan Outlay 1961-66	Plan Provision 1961-62	Actual Expenditure during the year 1961-62
1	2	3	4	5
(f) Grant-In-aid to social welfare Institutions.—				
10.	Grant-in-aid to Mahila Samiti, Rewa for re-organisation	0.70	0.10	0.049
11.	Grant-in-aid to voluntary organisations for welfare of children.	1.10	0.10	0.025
12.	Grant to Madhav orphanage, Gwalior ..	0.40	0.08	0.063
13.	Grant-in-aid to prisoners' aid societies ..	1.25	0.25	0.11
14.	Grant-in-aid for setting-up beggars' homes ..	2.40	0.50	..
15.	Grant to Social Welfare Institutions	2.80	0.55	0.169
16.	Rehabilitation of T. B. patients-grant-in-aid to voluntary agencies.	0.78	0.10	.034
Total (f)-Grant-in-aid to social welfare institutions ..		9.43	1.68	0.450
(g) Other Schemes.—				
17.	Training of officers at schools of social work ..	0.25	0.05	0.01
(h) Welfare of physically and mentally handicapped.—				
18.	State institute for training of physically handicapped adults.	5.50	1.00	..
19.	Training-cum-production centres for orthopaedically handicapped.	1.00	0.10	0.01
20.	Supply of special aids to handicapped children ..	0.45	0.07	0.03
21.	Stipends to blind, deaf, mute and other Orthopaedically handicapped.	0.79	0.19	0.07
22.	Building grants for schools of handicapped children	0.50	0.50	..
23.	Building grants for Madhav Andh-ashram, Gwalior	0.30
24.	Grant-in-aid to school of deaf-dumb, Indore ..	0.40	0.08	0.04
25.	Buildings for handicapped children homes ..	6.00	2.30	..
Total (h) welfare of physically and mentally handicapped		14.94	4.25	0.15
GRAND TOTAL—Social welfare ..		70.00	10.89	2.62

XIX—(concl.)

(Rupees in lakhs)

Physical Targets and Achievements						
Item	Unit	Third Plan Target	1961-62		Remarks	
			Targets	Achievements		
6	7	8	9	10	11	
V. P. Mahila Samiti and its 8 Distt. branches	No.	9	9	6	..	
Organisation	.. No.	1	1	1	..	
Orphanage	.. No.	1	1	
(i) State level society	.. No.	1	1	
(ii) District societies	No.	43	43	30	..	
Homes	.. No.	2	2	
Institutions	.. No.	26	According to requirements.	
Agencies	.. No.	2	1	1	..	
..	
Officers	.. No.	15	3	2	..	
Institute	.. No.	1	1	
Centres	.. No.	2	2	1	..	
Children benefitted	.. No.	16	According to applications.	
Persons benefitted	.. No.	35	According to applications.	
Schools	.. No.	2	2	
..	
Schools	.. No.	3	2	2	..	
Homes	.. No.	3	1	
..	
..	

APPENDIX
MISCEL

S.No.	Scheme	Plan outlay 1961-66	Plan Provision 1961-62	Actual expendi- ture dur- ing the year 1961-62
1	2	3	4	5
(a) Statistics				
1.	National income division	0.68	0.10	0.02
2.	Manpower unit	0.75	0.12	0.03
3.	Mechanical tubulation unit	5.48	0.90	0.24
4.	Financial resources and tax research	0.65	0.11	0.02
5.	Perspective planning unit	1.04	0.12	0.04
6.	Demographic study unit	0.81	0.11	0.04
7.	Community development programme evaluation unit	2.12
8.	Plan project evaluation unit	6.00	0.90	0.21
9.	Small scale and cottage industries type study unit..	0.55
10.	Inland road and transport unit	0.48
11.	Sample survey unit	1.82	0.45	0.12
12.	Agro-economic research unit	3.15	0.28	0.11
13.	Employment and unemployment study unit	1.21	0.20	0.06
14.	Regional survey unit	0.77
15.	Publications and economic intelligence unit	1.42	0.15	0.03
16.	Cartographical unit	1.07	0.12	0.05
Total—(a) Statistics		28.00	3.56	0.97
(b) Publicity				
1.	Research cum reference section	1.00	0.22	0.02
2.	Headquarter staff	3.00	0.43	1.00
3.	Teleprinter link	2.40
4.	District publicity and mobile unit	11.00	1.23	..
5.	Exhibition units at divisional headquarters	2.00	0.48	..
6.	Photographic unit at Raipur	0.30	0.14	0.05
7.	Pilot song and drama team	2.50	0.63	0.14
8.	Strengthening information centre at district head- quarters	1.25	0.21	..
9.	Participatory information centres	1.35	0.23	..
10.	Full-fledged information centres	4.20	0.17	0.04
11.	Community Listening scheme	10.00	1.27	0.37
Total—(b) Publicity		39.00	5.01	1.62

APPENDIX

S.No.	Schemes	Plan Outlay 1961-66	Plan Provision 1961-62	Actual expendi- ture during the year 1961-62
1	2	3	4	5
(c) Welfare of prisoners				
1.	Eradication of illitracy amongst prisoners ..	0.67	0.12	0.05
2.	Jail reforms-administration ..	0.52	0.25	..
3.	Jail reforms-amenities to prisoners ..	2.22	0.33	0.28
4.	Reformist-preachers ..	0.05	0.01	0.01
5.	Setting apart jails for old and infirm prisoners, lunatics and prisoners suffering from T.B. and leprosy.	2.47	0.31	0.02
6.	Raising standard of jails ..	3.00
7.	Training centres in cottage industries ..	1.07	0.25	0.15
Total (c) Welfare of prisoners		10.00	1.27	0.51
(d) Local bodies development				
1.	Financial assistance to local bodies ..	60.50	8.42	5.72
2.	Training of personnel ..	5.00	0.73	0.11
3.	Administration ..	2.00	0.37	0.21
4.	Town survey scheme ..	7.50
Total— d) Local bodies development		75.00	9.52	6.04
(e) State Capital project				
1.	Bhopal Capital Project Stage I.	700.00	200.00	133.18
Total—(e) State Capital project		700.00	200.00	133.18
(f) Development of Printing presses.				
1.	Purchase of machinery ..	25.00	3.18	3.18
Total—(f) Development of printing presses		25.00	3.18	3.18

XX—(contd.)

(Rs. in lakhs)

Physical Targets and Achievements						Remarks
Item	Unit	Third Plan Target	1961-62			
			Targets	Achievements		
6	7	8	9	10	11	
Teachers	No.	10	10	10		
..		
..		
Reformist preachers	No.	1	1	1		
Wards	No.	6	6	6		
Quarters	No.	60		
Centres	No.	2	2	2		
..		
..		
(i) Shiyirs	No.	30	6	5		
(ii) Trainees	No.	600	120	19		
..		
..		
..		
(i) Staff quarters..	No.	3,101	1,151	1,151		
(ii) Schools	No.	7	3	3		
(iii) Play ground for schools	No.	7	3	3		
(iv) 75 Bedded hospital	No.	1	1	1		
(v) Club building	No.	1	1	1		
(vi) Public play grounds	No.	3	1	1		
(vii) Large play-ground attached to stadium.	No.	1	1	..		
(viii) Parks	No.	5		
Machines	No.	—	8	8		

