


# TAMILNADU BOARD OF CONTINUING EDUCATION

*We too Contribute*



-5482  
374.806  
TAM-T

## ANNUAL REPORT 1985 - 86

TAMIL NADU BOARD OF CONTINUING EDUCATION

ANNUAL REPORT  
1985-86

TAMIL NADU BOARD OF CONTINUING EDUCATION  
No.1, Venkatarathnam Nagar Extension, Adyar  
Madras - 600 020.

NIEPA DC



D03378

- 5482  
374.806  
TAM - A

10/11/86

**Sub. National Systems Unit,**  
National Institute of Educational  
Planning and Administration  
17-B, Sri Aurobindo Marg, New Delhi-110016  
DOC. No. 3378  
Date 30/01/86

## F O R E W O R D

The Annual Report of the Tamil Nadu Board of Continuing Education emphasises two of its essential functions.

First, it has acted as the focal point for voluntary agencies in adult education in the State. The only regret is that it could not report more positively on the decisions and recommendations made by the meeting of the agencies on 2nd November, 1985. The Board is a federation of the voluntary agencies and is their home.

Second, the Board is also the voluntary agencies base for the State Resource Centre, which is one of the most active in India. It places all its technical resources at the service of the Centre.

As part of these two functions, one unit of the secretariat also runs a few pilot projects with the help of the Govt. of India.

It is hoped that the Board will become this year a more effective servicing agency for the adult education voluntary agencies in Tamilnadu.

Sd/-

Dr. Malcolm S. Adiseshiah  
President  
Tamil Nadu Board of  
Continuing Education.

=====

	<u>Page No.</u>
Governing Organs	i - iii

P A R T - I

1. Annual Report 1985-86	1
--------------------------	---

P A R T - II

1. List of Voluntary Agencies Implementing the Adult Education Programme 1985-86	5
2. Historical Growth of Centres and the Beneficiaries (Tables & Graphs)	12
3. Classification of Voluntary Agencies According to the Centres they run	15
4. Voluntary Agencies & Adult Education A Picture of their Association with the Movement	17
5. The Growing Voluntary Agencies	19
6. Particulars of the Voluntary Agencies During the year 1985-86	20
7. Particulars of the Voluntary Agencies During the year 1986-87	45

GOVERNING ORGANSA. General Council

A meeting of the General Council of the Board was held on 2.11.1985. The minutes of the meeting has been circulated. The decisions of the Council are:

1. To request all the Voluntary Agencies to make the fullest use of the SRC in all activities relating to Adult Education post-literacy programmes, non-formal education programmes and the mass literacy programmes.
2. It decided as follows regarding the Annual subscription for the year 1986-87 for individuals Rs.15/- and for institutions Rs.50/-. The payment of arrears as on date may not be insisted upon.

B. Executive Committee

The monthly activities of the Tamil Nadu Board of Continuing Education are directed by the Executive Committee of the Tamil Nadu Board of Continuing Education. The Committee met regularly once in two months and concentrated on its function as a federation of the Voluntary Agencies of Adult Education in the State. It considered all matters relating to the problems of Voluntary Agencies in implementing Adult Education in the field. To have a first hand field experience, it also runs projects directly. The progress of the projects are also reviewed in these meetings.

During the year under report, it completed the running of 3 Adult Education Projects and 3 Post-literacy Projects in May '85 but could not start the new projects during the year till 31.3.'86.

During the year, it also decided to invite voluntary agencies to depute a representative to the Executive Meeting to know first hand their strengths and weaknesses in running their adult education programmes. On this basis it invited 9 agencies to the meetings:

1. Kandasamy Kandar's Trust  
Velur (Salem) - 636 282.
2. Harijan Sevak Sangh,  
Gobichettipalayam  
Periyar Dt. - 628 452.
3. Kasturiba Gandhi National Memorial Trust,  
Kasturibagramam,  
Erode RMS,  
Periyar Dt. - 638 114.

4. G.R.D. Trust,  
Kalaikathir Buildings,  
6/48, Avinashi Road,  
Coimbatore - 641 001.
5. Sri Avinashilingam Trust Educational  
Institute,  
Coimbatore - 641 001.
6. Duraisamy Generous Social  
Education Association,  
Vilvarayanallur,  
Maduranthagam,  
Chingleput Dt. - 603 306.
7. Bakthavatsalam Educational Trust,  
Vedachala Nagar,  
Chingleput Dt. - 603 001.
8. Children's Welfare Society,  
98, South Car Street,  
Chidambaram,  
S.A.Dt. - 608 001.
9. Association for Community Development  
and Training,  
Viruthachalam Road,  
Ulundurpet,  
S.A.Dt. - 606 107.

In all the meetings, the committee discussed the problems of Voluntary Agencies in the field, and addressed itself to solve at least some of the problems in the field. A separate report on the action taken on the recommendations of Voluntary Agencies at the last Annual meeting will also provide an indication of the activities of Executive Committee of the Tamil Nadu Board of Continuing Education in this matter.

\* \* \*



TAMIL NADU BOARD OF CONTINUING EDUCATION

ANNUAL REPORT - 1985-86

"Education is a unique investment in the present and the future. This cardinal principle is the key to the National Policy on Education".

The critical development issue today is the continuous upgradation of skills so as to produce manpower resources of the kind and the number required by the society. Since participation by beneficiaries in the developmental programmes is of crucial importance, systematic programmes of adult education linked with national goals such as alleviation of poverty, national integration, environmental conservation, energisation of the cultural creativity of the people, observance of small family norm, promotion of women's equality, etc. will be organised and the existing programmes reviewed and strengthened.

The whole nation must pledge itself to the eradication of illiteracy, particularly in the 15-35 age group. The Central and State Governments, political parties and their mass organisations, the mass media and educational institutions must commit themselves to mass literacy programmes of diverse nature. It will also have to involve on a large scale teachers, students, youth, voluntary agencies, employers etc. Concerned efforts will be made to harness various research agencies to improve the pedagogical aspects of adult literacy. The mass literacy programme would include, in addition to literacy, functional knowledge and skills, and also awareness among learners about the socio-economic reality and the possibility to change it.

A vast programme of adult and continuing education will be implemented through various ways and channels, including -

- (a) establishment of centres in rural areas continuing education;
- (b) workers' education through the employers, trade unions and concerned agencies of government;
- (c) post-secondary education institutions;
- (d) wider promotion of books, libraries and reading rooms;
- (e) use of radio, TV and films, as mass and group learning media;
- (f) creation of learners' groups and organisations;
- (g) programmes of distance learning;
- (h) organising assistance in self-learning; and
- (i) organising need and interest based vocational training programmes.

with this positive note under National Education Policy, we are entering this year 1985-86.

Further our State Government have reconstituted the State Board of Adult Education with our Education Minister as Chairman and Thiru Kovai Thambi as Vice-Chairman. Our President is also the member of the State Board. So under these circumstances you all can well imagine, the large strides we can put in the days to come.

Before actually inviting the new members to our fold, I wish to state effective steps had already been taken on the many recommendations you had made in the previous conference in 1984-85.

- 3 -

Under the National Education Policy, Govt. of India is having lot of exercises, to make Adult Education a technological mission. Very soon we will hear about it. Regarding some of our problems under physical facilities, Govt. has a sympathetic view and processing all our requests. Further as a booster to improve our morale of voluntary agencies, our State Govt. has constituted, a High Power first Class Committee to go into the problems of voluntary agencies which are really doing good work to the people. Govt. feels these agencies are only translating into action the policies of the government. This Committee in future we can hope will come handy to us to solve most of the intricate problems in the implementation of Adult Education Programme.

By my catalouging, now you might understand we have hereafter three forums to solve the problems of voluntary agencies in the state. The forums are:

1. Tamil Nadu Board of Continuing Education
2. State Board of Adult Education
3. High Power Committee on Voluntary Agencies -  
Constitute by the State Government.

Let me now enumerate some of the chronological events which are significant during the year under report. We have 42 Government aided voluntary agencies in the field of Adult Education during this year. It has increased by 11 new entrants in the field of Adult Education, than last year.

This year, we undertaken to survey the various aspects in the implementation of Adult Education, for the year 1985-86 and 1986-87. We sent a questionnaire and requested the voluntary agencies to respond. 12 voluntary agencies provided information

for 1985-86 and we were able to provide the information in the tables. 16 voluntary agencies responded and gave details for 1986-87 and we have given the particulars in the tables. We could not include the particulars of some of the agencies which despatched their replies late and by then we had completed our tabulation. We thank all the agencies for their responses and we hope that they would continue their patronage and co-operation in future also.

To have a first hand experience of the Adult Education Programme, Tamil Nadu Board of Continuing Education is running adult education centres. The report of which is appended.

\$ \$ \$  
\$ \$ \$ \$ \$  
\$ \$ \$ \$ \$ \$  
\$ \$ \$

LIST OF VOLUNTARY AGENCIES IMPLEMENTING  
THE ADULT EDUCATION PROGRAMME DURING  
1975-86

STATE RESOURCE CENTRE FOR NON FORMAL EDUCATION  
13, 3rd Cross Street, West C.I.T. Nagar  
Nandanam, Madras - 600 036

VOLUNTARY AGENCIES INVOLVED IN ADULT EDUCATION  
PROGRAMME 1985-86

Sl. No.	Name of the Agency	No. of Centres	Learners		Total	SC's	ST's
			Male	Femal			
1	2	3	4	5	6	7	8
<u>MADRAS DISTRICT</u>							
1.	Tamilnadu Board of Continuing Education, Madras-20	93	508 (17.7%)	2,360 (82.3%)	2,868	1,459 (50.9%)	-
	Thiruporur	84	1,328 (51 %)	1,276 (49 %)	2,604	1,792 (68.8%)	-
	Thirukazhukundram	36	1,459 (55.8%)	1,153 (44.2%)	2,617	2,187 (83.6%)	-
2.	Women Voluntary Service of Tamil Nadu, Madras.	100	-	3,045 (100 %)	3,045	1,715 (56.3 %)	-
	- do -	100	-	3,000 (100 %)	3,000	1,503 (50.1 %)	-
	- do -	100	-	3,108 (100 %)	3,108	1,862 (59.9 %)	-
3.	You. Womens Christian Association, Madras.	15	-	450 (100 %)	450	450 (100 %)	-
4.	Punjab Association, Madras	100	-	3,020 (100 %)	3,020	1,615 (53.5 %)	-

1	2	3	4	5	6	7	8
	Kattankolathur	100	-	3,016 (100 %)	3,016	2,044 (67.8 %)	-
	St. Thomas Mount	100	651 (21.2%)	2,392 (78.6%)	3,043	1,583 (52.02%)	-
5.	Womens Indian Association, Madras	30	-	1,085 (100%)	1,085	800 (73.7%)	-
6.	Don Bosco Social Service Society, Perambur, Madras-12	15	-	509 (100%)	509	353 (69.35%)	-
7.	Muruthusevia Educational and Cultural Foundation of South India, Madras-5.	60	123 (10 %)	1,655 (90%)	1,838	868 (47.2%)	-
<u>CHINGLEPUT DISTRICT</u>							
8.	Centre for Human Development and Social Change, Madras.	60	1,135 (57%)	860 (43%)	1,995	1,041 (52.18)	-
9.	Public Servants Residents Welfare Association	30	299 (33.2%)	601 (66.8%)	900	729 (81%)	30

1	2	3	4	5	6	7	8
10.	Duraisamy Generous Social Education Association.	30	404 (44.3%)	508 (55.7%)	912	570 (62.5%)	-
11.	Bakthavatsalam Educational Trust, Chingleput.	30	510 (62.2%)	310 (37.8%)	820	485 (59.14)	25 (3%)
<u>NORTH ARCOT DISTRICT</u>							
12.	Kalvi Ulagam Educational Society, Latteri.	60	935 (49.7%)	948 (50.3%)	1,883	472 (25%)	28 (1.5%)
13.	Rural Development Seva Centre, Mahatma Gandhigram, Vandavasi.	30	-	900 (100%)	900	242 (26.8%)	95 (10.5%)
<u>SOUTH ARCOT DISTRICT</u>							
14.	Childrens Welfare Society, Chidambaram.	60	-	1,800 (100%)	1,800	960 (53.3%)	-



1	2	3	4	5	6	7	8
15. Social Welfare Society, Tittagudi.	30	240 (12.5%)	1,675 (87.5)	1,915	1,265 (66.1%)	657 (33.94%)	
	30	-	1,070 (100%)	1,070	570 (57.3%)		
16. Tegore Educational Society, Tindivanam.	30	660 (73.4%)	240 (26.6%)	900	300 (33.3%)	30 (3.3%)	
17. A Code land, Ulundurpet,	30	671 (63.7%)	382 (36.3%)	1,053	563 (53.5%)	-	
18. Madar Nala Mandram, Cuddalore - 607 004.	30	-	1,050 (100%)	1,050	245 (23.3%)	-	
<u>TRICHY DISTRICT</u>							
19. Sisters of the Cross Society for Education and Development.	60	-	1,800 (100%)	1,800	1,200 (66.66%)	60 (3.33%)	
20. Arnad Vellalar Sangam Thiruvanaikoil	30	449 (43.8%)	595 (57%)	1,044	489 (46.8%)	-	

1	2	3	4	5	6	7	8
21.	Tamil Nadu Bhoodan Gramadan Abiviruthi Trust.	30	444 (49.3%)	457 (50.7%)	901	254 (28.5%)	-
22.	Tiruchirappalli Multi-purpose Social Service Society.	60	810 (45%)	990 (55%)	1,800	990 (55%)	-
23.	Y.W.C.A. Trichy	5	68 (45.3%)	82 (54.7%)	150	3 (2%)	-
<u>MADURAI DISTRICT</u>							
24.	Muraisara Kalvi Iyakka Seva Sangam, Seelayampatti.	30	150 (16.6%)	750 (83.4%)	900	390 (43%)	-
25.	Association for the Masses.	30	500 (64.5%)	275 (35.5%)	775	92 (11.4%)	21 (2.7%)
26.	Tamilnadu Gandhi Smarak Nidhi, T.Kallupatti.	59	400 (20.5 %)	1,547 (79.5%)	1,947	635 (32.6%)	-
27.	Tamilnadu Basic Education Society, T.Kallupatti.	60	746 (41.2%)	1,066 (58.8%)	1,812	592 (32.7%)	-

- 6 -

1	2	3	4	5	6	7	8
<u>SALAM DISTRICT</u>							
28.	Kandasamy Kanders Trust, (Velur (Salem))	100	1,346 (40%)	2,018 (60%)	3,364	1,480 (43.99%)	-
<u>ANNA DISTRICT</u>							
29.	Society for People's Action for Change and Education, Kodaikanal-624 101.	30	441 (45.2%)	534 (54.8%)	975	304 (31.2%)	296 (30.4%)
<u>PERIYAR DISTRICT</u>							
30.	Harijan Seva Sangam, Gobichettipalayam.	30	360 (40%)	540 (60%)	900	600 (66.6%)	-
31.	Kasturiba Gandhi Memorial Trust, Erode-638 101.	30	-	1,001 (100%)	1,001	639	-
<u>KAMARAJ DISTRICT</u>							
32.	Youth Association, Muthuramalingapuram.	60	-	1,800 (100%)	1,800	300 (16.6%)	-
33.	Mothers Home Orphanage, Sivakasi.	30	411 (40.2%)	611 (59.8%)	1,022	421 (41.2%)	-
<u>RAMNAD DISTRICT</u>							
34.	Sri Vellaichamy Thevar Memorial Non-formal Literacy Drive.	60	157 (8.7%)	1,643 (91.3%)	1,800	151 (8.4%)	-

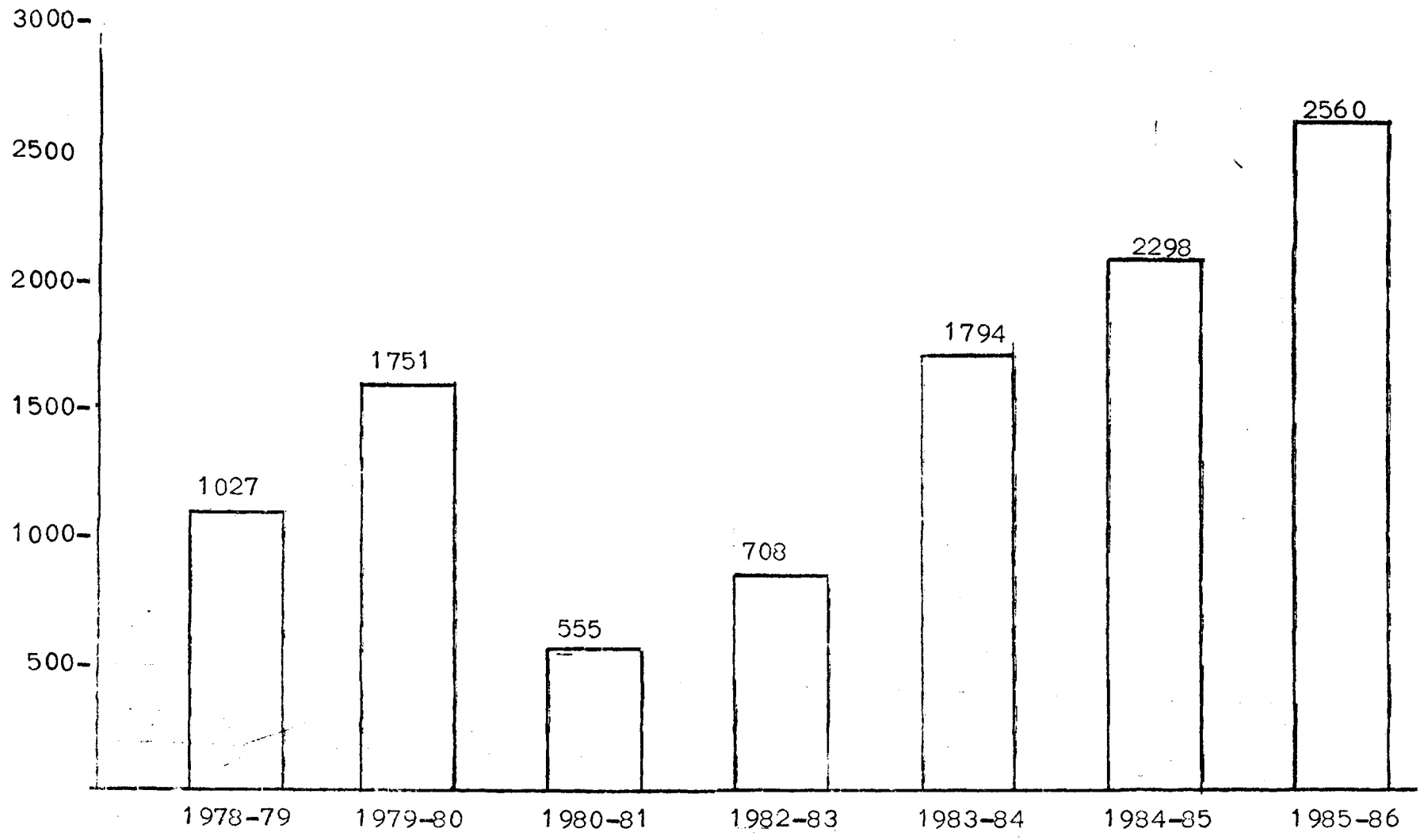




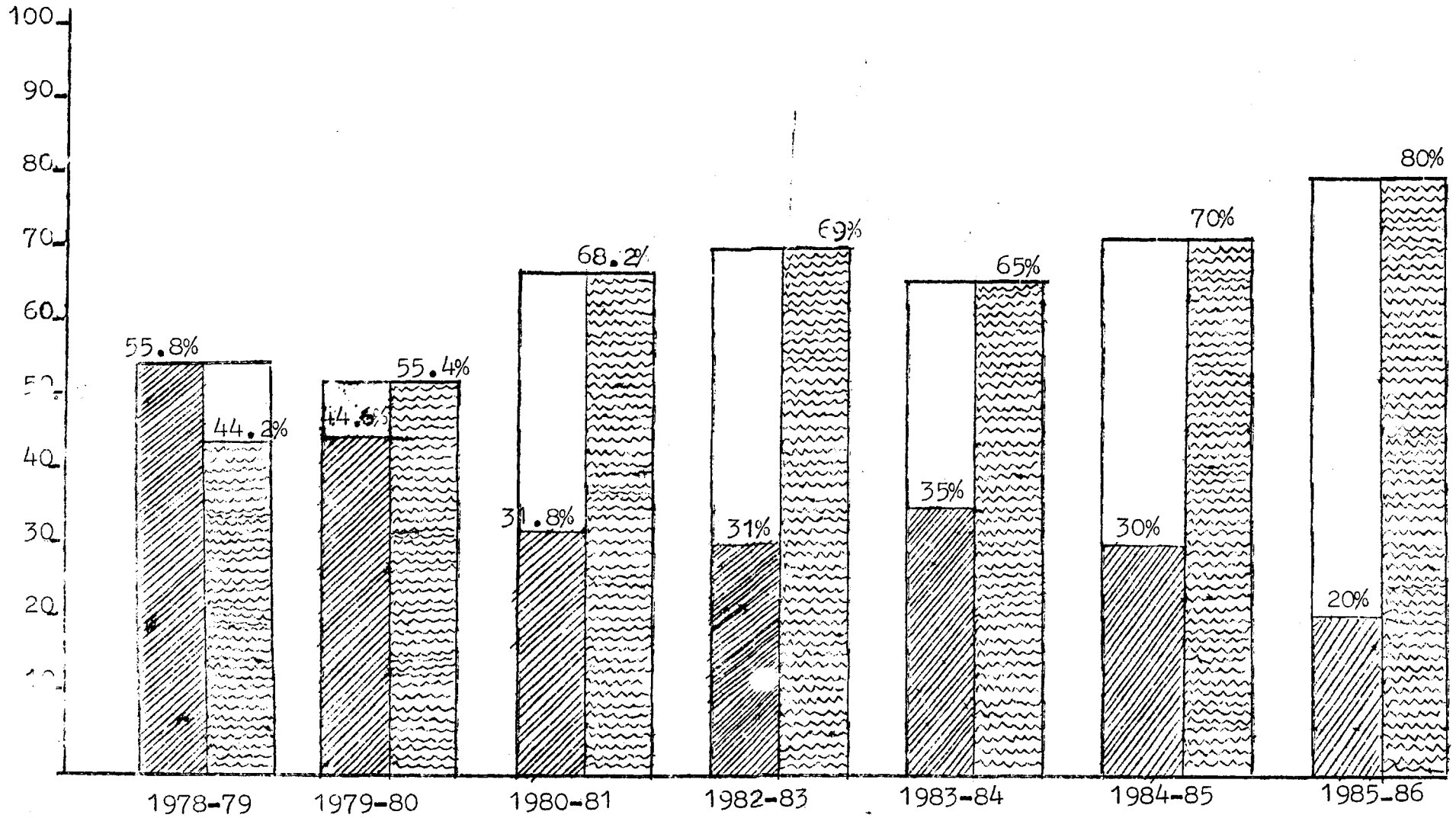
Table showing the number of Centres run by the Voluntary Agencies  
and the total No. of Beneficiaries



S.No.	Year	No. of Centres	Total Beneficiaries	Male Beneficiaries	Female Beneficiaries
1.	1978-79	1027	27,028	15,088 (55.8%)	11,940 (44.2%)
2.	1979-80	1751	47,975	21,416 (44.6%)	26,559 (55.4%)
3.	1980-81	555	16,050	5,109 (31.8%)	10,941 (68.2%)
4.	1982-83	708	21,544	6,672 (31%)	14,872 (69%)
5.	1983-84	1794	57,274	20,233 (35%)	37,041 (65%)
6.	1984-85	2298	71,045	21,572 (30%)	49,473 (70%)
7.	1985-86	2560	79,647	16,261 (20%)	63,386 (80%)
		10693	320563	106351 (33.18%)	214212 (66.82%)

Total No. of Centre run by Voluntary Agencies 1978-79 to 1985-86



Total No. of Learners (Male & Female) run by Voluntary Agencies 1978-79 to 1985-86  
(in Percentage)



 MALE  
 FEMALE





VOLUNTARY AGENCIES IN THE FIELD OF ADULT EDUCATION  
CLASSIFIED ACCORDING TO THE NUMBER OF CENTRES  
DURING THE YEAR 1985-86

I. Number of Agencies running 5 Centres

1. Y.W.C.A., Trichy.

II. Number of Agencies running 15 Centres

1. Y.W.C.A., Madras.
2. Don Bosco Social Service Society, Madras.

III. Number of Agencies running 30 Centres

1. Women's Indian Association, Madras.
2. Public Servants Residents Welfare Association, Madras.
3. Duraisamy Generous Social Education Association, Maduranthagam.
4. Bakthavatsalam Educational Trust, Chingleput.
5. Rural Development Seva Centre, Vandavasi, N.A.Dt.
6. Social Welfare Society, Tittagudi, S.A.Dt.
7. Tagore Educational Society, Tindivanam, S.A.Dt.
8. Madar Nala Mandram, Cuddalore, S.A.Dt.
9. Association for Community Development & Training, Ulundurpet, S.A.Dt.
10. Arnad Velalar Sangam, Trichy.
11. Tamil Nadu Bhoodan Gramadan Abivirithi Trust, Trichy.
12. Muraisara Kalvi Iyyakka Seva Sangam, Seelayampatti, Madurai Dt.
13. Association for the Masses, Madurai.
14. Society for Peoples Action for change and Education, Kodaikanal, Anna Dt.
15. Harijan Seva Sangh, Gobichettipalayam, Periyar Dt.
16. Kasturiba Gandhi Memorial Trust, Erode, Periyar Dt.
17. Mother's Home Orphanage, Sivakasi, Kamaraj Dt.
18. Rural Uplift Centre, Nanguneri, Tirunelveli Dt.
19. Island of Peace, Kalakkadu, Tirunelveli Dt.
20. Ramakrishna Seva Sangam, Neyyur, Kanyakumari Dt.

IV. Number of Agencies running 60 Centres

1. Murthuzevia Educational and Cultural Foundation of South India, Madras.
2. Centre for Human Development and Social Change, Madras.
3. Kalvi Ulagam Education Society, Latteri, N.A.Dt.
4. Children's Welfare Society, Chidambaram, S.A.Dt.
5. Sisters of the Cross Society for Education and Development, Trichy.
6. Tri chirappalli Multipurpose Social Service Society, Trichy
7. Tamil Nadu Gandhi Smarak Nidhi, Madurai.
8. Tamil Nadu Basic Education, T.Kallupatti, Madurai Dt.
9. Youth Association, Muthuramalingapuram, Kamaraj Dt.
10. Sri Vellaichamy Thevar Memorial Non-formal Literacy Drive , Kadaladi, Ramnad Dt.
11. Programme for Human Development, Kanjiracode, Kanyakumari Dt.
12. Y.M.C.A., Mullankinavilai, Kanyakumari Dt.
13. People Association for Social Action, Kanyakumari Dt.

V. Number of Agencies running 100 Centres

1. Women's Voluntary Service, Madras.
2. Punjab Association, Madras.
3. Kandasamy Kandar's Trust, Velur, Salem Dt.
4. Centre for Rural Employment & Education for Development, Marthandam, Kanyakumari Dt.

@@@@@

\* \* \* \* \*  
\*  
\* VOLUNTARY AGENCIES AND ADULT EDUCATION \*  
\* A PICTURE OF THEIR ASSOCIATION \*  
\* WITH THE MOVEMENT \*  
\* \* \* \* \*

THE PICTURE OF VOLUNTARY AGENCIES IN THE FIELD OF  
AUDLT EDUCATION FROM THE YEAR 1978-79

I. Voluntary Agencies who are in the field of Adult Education  
Continuously from the year 1978-79

1. Tamil Nadu Board of Continuing Education, Madras.
2. Arnad Velalar Sangam, Trichy.
3. Murthuzavia Educational & Cultural Foundation of South India, Madras.
4. Women's Voluntary Service, Madras.
5. Y.W.C.A., Madras.
6. Kasturiba Gandhi National Memorial Trust, Erode.
7. Tamil Nadu Basic Education Society, T.Kallupatti, Madurai.

II. Voluntary Agencies who are in the field of Adult Education  
continuously from the year 1979-80.

1. Punjab Association, Madras.
2. Kandasamy Kandar's Trust, Velur (Salem).
3. Rural Unit for Health & Social Affairs, K.V.Kuppam, N.A.Dt.

III. Voluntary Agencies who are in the field of Adult Education  
continuously from the year 1981-82.

1. CHDSC, Madras.
2. Bakthayatsalam Educational Trust, Chingleput.

IV. Voluntary Agencies who are in the field of Adult Education  
continuously from the year 1983-84.

1. Gandhi Smarak Nidhi, Madurai.
2. Kalvi Ulagam Education Society, Latteri, N.A.Dt.
3. Good Shepherd Convent, Thiruvottiyur, Chingleput.
4. Dr. Annie Besant Mahalir Mandram, Madras.
5. Youth Association, Muthuramalingapuram, Kamaraj Dt.
6. Thirupattur Rural Uplift Project Association, P.M. Dt.

7. Harijan Seva Sangh, Gobichettipalayam, Periyar Dt.
8. Programme for Human Development, Kanjiracode,  
K.K. Dt.
9. Y.M.C.A., Mullankinavilai, K.K. Dt.

V. Voluntary Agencies who are in the field of Adult Education  
Continuously from the year 1984-85

1. Muraisara Kalvi Iyakka Seva Sangam, Seelayampetti,  
Madurai Dt.
2. Women's Indian Association, Madras.
3. Rural Uplift Centre, Nanguneri, Tirunelveli Dt.
4. Duraisamy Generous Social Education Association,  
Madhuranthagam, Chingleput Dt.
5. Children's Welfare Society, Chidambaram, S.A. Dt.
6. Social Welfare Society, Tittagudi, S.A. Dt.
7. Angappa Education Trust, Coimbatore.
8. Centre for Rural Employment & Education for  
Development, Marthandam, K.K. Dt.
9. Peoples Association for Social Action, Pullipuram,  
K.K. Dt.
10. Trichi Multipurpose Social Service Society,  
Trichy.
11. G.R.D. Trust, Coimbatore.



Voluntary Agencies and their growth chart in the Adult  
Education Programme

1. Kandasamy Kandars Trust (30 to 100)
2. Women's Voluntary Services of Tamil Nadu (100 to 300)
3. Punjab Association (100 to 300)
4. Kalvi Ulagam Educational Society ( 30 to 60)
5. Dr. Annie Besant Mahalir Mandram ( 15 to 30 )
6. Good Shepherd Convent & Society ( 15 to 30 )
7. Children's Welfare Society (30 to 60)
8. Programme for Human Development (30 to 60 )
9. Centre for Rural Employment & Education for  
Development ( 30 to 100)
10. Y.M.C.A. Mullanginavilai (30 to 100)
11. Peoples Association for Social Action (30 to 60)
12. Trichy Multipurpose Social Welfare Society (30 to 60)
13. Sisters of the Cross Society For Education &  
Development (30 to 60)

\*\*\*





LIST OF VOLUNTARY AGENCIES WORKING IN THE FIELD  
OF ADULT EDUCATION DURING THE YEAR 1985 - 1986.

S.No.	Name & Address	From	To
<u>CHENGLEPUT DISTRICT</u>			
1.	Duraisamy Generous Social Education Association, Vilvarayanallur, Pakkam Post, Maduranthagam Taluk.	1-03-85	<del>28-02-86</del>
2.	Public Servants Residents Welfare Association, No.40, Dhandapani Street, Velacheri, Madras - 600 042.	1-03-85	28-02-86
<u>KANYAKUMARI DISTRICT</u>			
3.	Programme for Human Development, Main Road, Kanchiracode, - 629 155.	1-03-85	28-02-86
<u>MADRAS DISTRICT</u>			
4.	Dr. Annie Besant Mahalir Mandram, No.64, Mangammal Thottam, A.E. Koil Street, Puduvannai, Madras - 600 081.	2-05-85	2-04-86
5.	Young Women's Christian Association, 1086, Poonamalliee High Road, Madras - 600 084.	1-04-85	31-03-85
6.	Women's Voluntary Service of Tamilnadu, 19, East Spur Tank Road, Chetpet, Madras - 600 031.	1-01-85	31-12-85
		1-07-85	30-06-86
<u>MADURAI DISTRICT</u>			
7.	Muraisara Kalvi Eyyakka Seva Sangam, Seelayampatti (P.O.) Sinnamanoor (Via) Madurai Dt.	1-06-84	31-05-85

S.No.	Name & Address	From	To
8.	Tamilnadu Basic Education Society, Gandhinikedan Ashram, Kallupatti P.O. - 626 702.	1-05-84	30-04-85

PERIYAR DISTRICT

9.	Harijan Sevak Sangam, Vaikal Road, Gobichettipalayam, - 638 452	1-04-1985	31-03-1986
----	---	-----------	------------

SOUTH ARCOT DISTRICT

10.	Tagore Educational Society, 58, Rottikara Street, Tindivanam - 604 001.	30-04-85	28-02-86
-----	---	----------	----------

TRICHY DISTRICT

11.	Arnad Vellalar Sangam, Thiruvanaikoil - 620 005.	17-04-85	16-04-86
12.	Sisters of the Convents Society for Educational Development, Holy Cross Convent, Contonment, Trichy - 620 001.	28-01-85	27-01-86

TABLE - I - 1985-86Distribution of Centres according to Sex and Community

	SC	BC	OC	GRAND TOTAL
Men	35 (5.9%)	38 (6.4%)	10 (1.69%)	83 (14%)
Women	237 (40.16%)	90 (15.25%)	97 (16.4%)	424 (71.8%)
Combined	38 (6.4%)	5 (.8%)	40 (6.7%)	83 (14%)
Total	310 (52.5%)	133 (22.5%)	147 (24.9%)	590

No. of Voluntary Agencies - 12

TABLE - II - 1985-86Distribution of Animators according to Age groups

15 to 25	26 to 30	31 to 35	Above 35	GRAND TOTAL
227 (42.27%)	169 (31.47%)	80 (14.89%)	61 (11.35%)	537

No. of Voluntary Agencies - 12

T A B L E -- III - 1985-86Distribution of Animators according to their  
Educationall Qualification

8th Std.	Below S.S.L.C.	S.S.L.C..	H.S.C.	Degree	Total
4	139	306	65	23	537
(.74%)	(25.88%)	(56.98%)	(12.10%)	(4.28%)	

No. of Voluntary Agencies - 12

T A B L E - IV - 1985-86Distribution of Animators according to their Occupation

Teacher	Govt. Employee	Tailo- ring	House hold work	Agri- culture	Other works	Unem- ployed	No res- ponse	Total
40	2	34	24	106	47	48	236	537
(7.44%)	(.37%)	(6.33%)	(4.46%)	(19.73%)	(8.75%)	(8.93%)	(43.94%)	

No. of Voluntary Agencies - 12

T A B L E - V - 1985-86Distribution of Animators according to their community

	SC	ST	OTHERS	GRAND TOTAL
Men	41 (7.63%)	-	74 (13.78%)	115 (21.41%)
Women	188 (35%)	-	234 (43.57%)	422 (78.58%)
Total	229 (42.64%)	-	308 (57.35%)	537

No. of Voluntary Agencies - 12

T A B L E - VI - 1985-86Centres by Location

School	Animator's House	Panchayat Building	Private Building	Total
55 (9.32%)	247 (41.86%)	228 (38.6%)	60 (10.16%)	590

No. of Voluntary Agencies - 12

TABLE - VII - 1985-86Centres by Electricity facilities

<u>Non-Electrified</u>	<u>Electrified</u>	<u>Total</u>
390 (66.11%)	200 (33.89%)	590

No. of Voluntary Agencies - 12

TABLE - VIII - 1985-86Centres by Working Hours

<u>MORNING</u>		<u>AFTERNOON</u>	<u>EVENING</u>		<u>NIGHT</u>	<u>Grand</u>
<u>6 to 10</u>	<u>10 to 12</u>	<u>12 to 3</u>	<u>3 to 6</u>	<u>6 to 8</u>	<u>8 to 11</u>	<u>Total</u>
-	40 (6.77%)	48 (8.13%)	121 (20.5%)	226 (38.3%)	155 (26.27%)	590

No. of Voluntary Agencies - 12

T A B L E - IX - 1985-86Residence of Animators with reference to  
Location of Centres

Men	LOCAL		WITHIN 1 KM		MORE THAN 1 KM		TOTAL		GRAND TOTAL
	Men	Women	Men	Women	Men	Women	Men	Women	
112	288	3	64	-	70	115	422	537	
(20.8%)	(53.63%)	(.55%)	(11.9%)		(13.03%)	(21.4%)	(78.58%)		

No. of Voluntary Agencies - 12

T A B L E - X - 1985-86Distribution of Learners according to Sex & Community

	SC	ST	OTHERS	GRAND TOTAL
Men	1733 (9.47%)	-	1613 (8.81%)	3346 (18.29%)
Women	7940 (43.4%)	90 (.49%)	6917 (37.81%)	14947 (81.70%)
Total	9673 (52.87%)	90 (.49%)	8530 (46.62%)	18293

No. of Voluntary Agencies - 12



T A B L E - XI - 1985-86Distribution of Learners according to Age Groups

	Below 15 years	16 to 35 years	Above 35	Grand Total
Men	200 (1.09%)	3243 (17.72%)	73 (.39%)	3516 (19.2%)
Women	1155 (6.31%)	11910 (65.1%)	1712 (9.35%)	14777 (80.77%)
Total	1355 (7.40%)	15153 (82.83%)	1785 (9.75%)	18293

No. of Voluntary Agencies - 12

T A B L E - XII - 1985-86Distribution of learners according to their Occupation

Owning Agri. lands	Agri. Coolies	Own business	House- hold work	Mill Work	Daily Wages	Other Work	Total
787 (4.30%)	6979 (38.15%)	1410 (7.70%)	4423 (24.1%)	145 (0.8%)	3223 (17.6%)	1326 (7.24%)	18293

No. of Voluntary Agencies - 12

TABLE - XIII - 1985-86Centres by Attendance

Below 10	11 to 20	21 to 30	Above 30	Grand Total
	173	397	20	590
	(29.3%)	(67.3%)	(3.38%)	

No. of Voluntary Agencies - 12

TABLE - XIV - 1985-86Co-operation of Development Functionaries  
towards the Programme

Total	Agri. Dept.	Animal Husbandry	Co-op. Dept.	Family Welfare & Health	Labour Dept.	Social Welfare Dept.	Other Dept.
214	19	10	20	55	8	25	77
	(8.87%)	(4.67%)	(9.34%)	(25.7%)	(3.73%)	(11.68%)	(35.98%)

No. of Voluntary Agencies - 12

TABLE - XV - 1985-86Participation of learners in various activities

Total learners	Educational tours	Social Welfare Programmes	Small Savings	Developmental Programmes	Craft activities	Other Dept.
18293	3454	2415	3378	1648	1633	952
	(18.9%)	(13.2%)	(18.5%)	(9%)	(8.92%)	(5.20%)

No. of Voluntary Agencies - 12

TABLE - I

## DISTRIBUTION OF CENTRES ACCORDING TO SEX AND COMMUNITY - 1985-86

S.No.	Name of Institution	Men			Women			Combined			Total			Grand Total
		SC	BC	OC	SC	BC	OC	SC	BC	OC	SC	BC	OC	
1.	Duraisamy Generous Social Education Association	5	4	-	7	5	-	7	2	-	19	11	-	30
2.	Public Servants Residents Welfare Association	4	-	-	12	-	-	14	-	-	30	-	-	30
3.	Programme for Human Development	-	-	-	2	-	24	10	-	24	12	-	48	60
4.	Dr. Annie Besant Mahalir Mandram	-	-	-	15	-	-	-	-	-	15	-	-	15
5.	Women's Voluntary Service of Tamilnadu I Phase	-	-	-	62	38	-	-	-	-	62	38	-	100
	II Phase	-	-	-	61	-	39	-	-	-	61	-	39	100
6.	Young Women's Christian Association	-	-	-	15	-	-	-	-	-	15	-	-	15
7.	Muraisara Kalvi Eyyakka Seva Sangam	-	11	-	-	19	-	-	-	-	-	30	-	30
8.	Tamilnadu Basic Education Society	7	7	10	6	15	9	2	3	2	13	25	22	60
9.	Harijan Sevak Sangam	9	3	-	11	7	-	-	-	-	20	10	-	30
10.	Tagore Educational Society	9	13	-	2	6	-	-	-	-	11	19	-	30
11.	Arnad Vellalar Sangam	1	-	1	4	-	5	5	-	14	10	-	20	30
12.	Sisters of the Cross Society	-	-	-	40	-	20	-	-	-	40	-	20	60
		35	38	10	237	90	97	38	5	40	308	133	149	590

TABLE II - DISTRIBUTION OF ANIMATORS ACCORDING TO AGE GROUP - 1985-86

S.No.	Name of Institutions	15 to 25	25 to 30	30 to 35	35 & above	Grand Total
1.	Duraisamy Generous Social Education Association	14	5	9	2	30
2.	Public Servants Residents Welfare Association	7	18	5	-	30
3.	Programme for Human Development	38	14	5	3	60
4.	Dr. Annie Besant Mahalir Mandram	-	15	-	-	15
5.	Women's Voluntary Service of Tamilnadu. I Phase	19	20	25	19	83
	II Phase	34	40	12	14	100
6.	Young Women's Christian Association	3	-	1	1	5
7.	Muraisara Kalvi Eyyakka Seva Sangam	13	15	1	1	30
8.	Tamilnadu Basic Education Society	35	8	10	7	60
9.	Harijan Sevak Sangam	6	13	4	7	30
10.	Talore Educational Society	12	9	4	5	30
11.	Arnad Vellalar Sangam	13	11	4	2	30
12.	Sisters of the Cross Society	33	1	-	-	34
		227	169	80	61	537

TABLE - III      DISTRIBUTION OF ANIMATORS ACCORDING TO THEIR EDUCATIONAL QUALIFICATION

- 1985-86

S.No.	Name of Institutions	8th Std.	Below S.S.L.C.	S.S.L.C	H.S.C. Education	Degree	No response	Total
1.	Duraisamy Generous Social Education Association	-	1	18	10	1	-	30
2.	Public Servants Residents Welfare Association	-	4	23	3	-	-	30
3.	Programme for Human Development	-	-	58	-	2	-	60
4.	Dr. Annie Besant Mahalir Mandram	-	-	15	-	-	-	15
5.	Women's Voluntary Service of Tamilnadu							
	I Phase	-	52	15	16	-	-	83
	II Phase	-	43	46	8	3	-	100
6.	Young Women's Christian Association	-	-	4	1	-	-	5
7.	Muraisara Kalvi Eyyakka Seva Sangam	1	1	20	6	2	-	30
8.	Tamilnadu Basic Education Society	3	31	16	4	6	-	60
9.	Harijan Sevak Sangam	-	3	24	12	3	-	30
10.	Tagore Educational Society	-	-	16	12	2	-	30
11.	Arnad Vellalar Sangam	-	-	23	4	3	-	30
12.	Sisters of the Cross Society	-	4	28	1	1	-	34
		4	189	306	65	23	-	537

TABLE-IV- DISTRIBUTION OF ANIMATORS ACCORDING TO THEIR OCCUPATION - 1985-86

S.No.	Name of Institutions	Teacher	Govt. employ- yee	Tailoring	House- hold work	Agri- cult- ure	Other work	Un- empl- oyed	No respn- se	Total
1.	Duraisamy Generous Social Education Association	3	-	1	-	14	2	10	-	30
2.	Public Servants Residents Welfare Association	4	-	-	-	-	-	26	-	30
3.	Programme for Human Development	5	-	32	-	-	23	-	-	60
4.	Dr. Annie Besant Mahalir Mandram	-	-	1	-	-	-	-	14	15
5.	Women's Voluntary Service of Tamilnadu I Phase	-	-	-	-	-	-	-	83	83
	II Phase	-	-	-	-	-	-	-	100	100
6.	Young Women's Christian Association	-	-	-	-	-	-	-	5	5
7.	Muraisara Kalvi Eyyakka Seva Sangam	-	-	-	-	13	17	-	-	30
8.	Tamilnadu Basic Education Society	4	-	-	24	27	5	-	-	60
9.	Harijan Sevak Sangam	18	-	-	-	-	-	12	-	30
10.	Tagore Educational Society	6	2	-	-	22	-	-	-	30
11.	Arnad Vellalar Sangam	-	-	-	-	30	-	-	-	30
12.	Sisters of the Cross Society	-	-	-	-	-	-	-	34	34
		40	2	34	24	106	47	48	236	537

TABLE - V DISTRIBUTION OF ANIMATORS ACCORDING TO THEIR SEX & COMMUNITY 1986-87

S.No.	Name of Institutions	SCs			STs			Others			Total		Grand Total
		Men	Women	Total	Men	Women	Total	Men	Women	Total	Men	Women	
1.	Duraisamy Generous Social Education Association	9	3	12	-	-	-	12	6	18	21	9	30
2.	Public Servants Residents Welfare Association	3	22	25	-	-	-	2	3	5	5	25	30
3.	Programme for Human Development	1	10	11	-	-	-	4	45	49	5	55	60
4.	Dr. Annie Basant Mahalin Mandram	-	15	15	-	-	-	-	-	-	-	15	15
5.	Women's Voluntary Service of Tamilnadu	-	47	47	47	-	-	-	36	36	-	30	63
	I Phase	-	47	47	-	-	-	-	36	36	-	83	83
	II Phase	-	52	52	-	-	-	-	48	48	-	100	100
6.	Young Women's Christian Association	-	5	5	-	-	-	-	-	-	-	5	5
7.	Mufaisara Kalvi Eyyakka Seva Sangam	6	4	10	-	-	-	5	15	20	11	19	30
8.	Tamilnadu Basic Education Society	7	6	13	-	-	-	19	28	47	26	34	60
9.	Harijan Sevak Sangam	4	10	14	-	-	-	9	7	16	13	17	30
10.	Tagore Educational Society	6	-	6	-	-	-	16	8	24	22	8	30
11.	Arnad Vellalar Sangam	5	9	14	-	-	-	7	9	16	12	18	30
12.	Sisters of the Cross Society	-	5	5	-	-	-	-	29	29	-	34	34
		41	188	229	-	-	-	74	234	308	115	422	537



TABLE - VI

CENTRES BY LOCATION - 1985-86

S.No.	Name of Institutions	School	Animators	Panchayat room	Private Building	Total
1.	Duraisamy Generous Social Education Association	1	9	20	-	30
2.	Public Servants Residents Welfare Association	3	2	25	-	30
3.	Programme for Human Development	-	53	7	-	60
4.	Dr. Annie Besant Mahalir Mandram	-	15	-	-	15
5.	Women's Voluntary Service of Tamilnadu. I Phase	5	25	95	-	100
	II Phase	6	78	16	-	100
6.	Young Women's Christian Association	-	-	15	-	15
7.	Muraisara Kalvi Eyyakka Seva Sangam	-	30	-	-	30
8.	Tamilnadu Basic Education Society	11	34	15	-	60
9.	Harijan Sevak Sangam	5	6	19	-	30
10.	Tagore Educational Society	13	7	10	-	30
11.	Arnad Vellalar Sangam	16	8	6	-	30
12.	Sisters of the Cross Society	-	-	-	60	60
		55	247	228	60	590

TABLE-VIICentres by light facilities - 1985-86

SI.No.	Name of Institutions	Non-Electrified	Electrified	No response	Total
1.	Duraisamy Generous Social Education Association	5	25	-	30
2.	Public Servants Residents Welfare Association	13	17	-	30
3.	Programme for Human Development.	48	12	-	60
4.	Dr. Annie Besant Mahalir Mandram	15	-	-	15
5.	Women's Voluntary Service of Tamil Nadu. I Phase	100	-	-	100
	II Phase	54	46	-	100
6.	Young Women's Christian Association	15	-	-	15
7.	Muraisara Kalvi Eyyakka Seva Sangam	1	29	-	30
8.	Tamil Nadu Basic Education Society	29	26	5	60
9.	Harijan Sevak Sangam	30	-	-	30
10.	Tagore Educational Society	13	17	-	30
11.	Arnad Velalar Sangam	16	14	-	30
12.	Sisters of the Cross Society,	46	14	-	60
		385	200	5	500

TABLE VIII  
Centres by Working Hours - 1985-86

Sl. No.	Name of Institution	Morning		After noon 12 to 3	Evening		Night 8 to 11	Grand Total
		6 to 10	10 to 12		3 to 6	6 to 8		
1.	Duraisamy Generous Social Education Assn.	-	-	-	-	15	15	30
2.	Public Servants Residents Welfare Assn.	-	-	-	-	13	17	30
3.	Programme for Human Development	-	-	-	4	48	8	60
4.	Dr. Annise Desant Mahalir Mantrani of Tamilnadu I Phase	-	15	7	8	-	-	15
5.	Women's Voluntary Service of Tamilnadu I Phase	-	13	20	67	-	-	100
	II Phase	-	-	1	14	85	-	100
6.	Young Women's Christian Association	-	7	-	8	-	-	15
7.	Muraisara Kalvi Eyyakka Seva Sangam	-	-	-	-	-	30	30
8.	Tamilnadu Basic Education Society	-	-	-	-	35	25	60
9.	Harijan Sevak Sangam	-	-	-	-	-	30	30
10.	Tagore Educational Society	-	-	-	-	30	-	30
11.	Arnad Velalar Sangam	-	-	-	-	-	30	30
12.	Sisters of the Cross Society	-	20	20	20	-	-	60
		-	40	48	121	226	155	590

TABLE IX

Residence of Animators with reference to location of Centres - 1985-86

Sl. No.	Name of Institutions	In the local		Within 1 K.M.		More than 1 K.M.		Total		Grand Total
		Men	Women	Men	Women	Men	Women	Men	Women	
1.	Duraisamy Generous Social Education Association	21	9	-	-	-	-	21	9	30
2.	Public Servants Residents Welfare Association	2	23	3	2	-	-	5	25	30
3.	Programme for Human Development	5	48	-	7	-	-	5	55	60
4.	Dr. Annie Besant Mahalir Mantram	-	15	-	-	-	-	-	15	15
5.	Women's Voluntary Service of Tamilnadu.									
	I Phase	-	35	-	20	-	28	-	83	83
	II Phase	-	62	-	24	-	14	-	100	100
6.	Young Women's Christian Association	-	1	-	1	-	3	-	5	5
7.	Muraisara Kalvi Eyyakka Seva Sangam	11	19	-	-	-	11	11	19	30
8.	Tamilnadu Basic Education Society	26	34	-	-	-	-	26	34	60
9.	Harijan Sevak Sangam	13	17	-	-	-	-	13	17	30
10.	Tagore Educational Society	22	8	-	-	-	-	22	8	30
11.	Arnad Velalar Sangam	12	17	-	1	-	-	12	18	30
12.	Sisters of the Cross Society	-	-	-	9	-	25	-	34	34
		112	288	3	64	-	70	115	422	537

TABLE - X DISTRIBUTION OF LEARNERS ACCORDING TO SEX & COMMUNITY - 1986-87

S.No.	Name of Institutions	SC			ST			Others			Total			Grand Total
		Men	Women	Total	Men	Women	Total	Men	Women	Total	Men	Women	Total	
1.	Duraisamy Generous Social Education Association	236	334	570	-	-	-	154	176	330	390	510	900	
2.	Public Servants Residents Welfare Association	241	488	729	-	-	-	58	113	171	299	601	900	
3.	Programme for Human Development	95	339	434	-	-	-	241	1492	1733	336	1831	2167	
4.	Dr. Annie Besant Mahalir Mandram	-	450	450	-	-	-	-	-	-	-	450	450	
5.	Women's Voluntary Service of Tamilnadu													
	I Phase	-	1715	1715	-	-	-	-	1330	1330	-	3045	3045	
	II Phase	-	1862	1862	-	-	-	-	1246	1246	-	3108	3108	
6.	Young Women's Christian Association	-	450	450	-	-	-	-	-	-	-	450	450	
7.	Muraisara Kalvi Eyyakka Seva Sangam	210	120	330	-	-	-	120	450	570	330	570	900	
8.	Tamilnadu Basic Education Society	235	357	592	-	-	-	511	709	1220	746	1066	1812	
9.	Harijan Sevak Sangam	270	330	600	-	-	-	90	210	300	360	540	900	
10.	Tagore Educational Society	270	30	300	-	30	30	190	380	570	460	440	900	
11.	Arrad Vellalar Sangam	176	265	441	-	-	-	249	271	520	425	536	961	
12.	Sisters of the Cross Society	-	1200	1200	-	60	60	-	540	540	-	1800	1800	
		1733	7940	9673	-	90	90	613	6917	8530	3346	14047	18293	

TABLE - XI     DISTRIBUTION OF LEARNERS ACCORDING TO AGE GROUPS - 1985-86

S.No.	Name of Institutions	Age Groups									Total		Grand Total
		Below 15 years			15 to 35 years			Above 35 years			Men	Women	
		Men	Women	Total	Men	Women	Total	Men	Women	Total			
1.	Duraisamy Generous Social Education Association	-	-	-	390	510	900	4	-	-	390	510	900
2.	Public Servants Residents Welfare Association	-	-	-	295	593	888	4	8	12	299	601	900
3.	Programme for Human Development	-	-	-	267	1401	1668	69	430	499	336	1831	2167
4.	Dr. Annie Besant Mahalir Mandram	-	-	-	-	375	375	-	75	75	-	450	450
5.	Women's Voluntary Service of Tamilnadu												
	I Phase	-	27	27	-	2650	2650	-	368	368	-	3045	3045
	II Phase	-	203	203	-	2474	2474	-	431	431	-	3108	3108
6.	Young Women's Christian Association	-	30	30	-	390	390	-	30	30	-	450	450
7.	Muraisara Kalvi Eyyakka Seva Sangam	200	400	600	100	200	300	-	-	-	300	600	900
8.	Tamilnadu Basic Education Society	-	-	-	746	1066	1812	-	-	-	746	1066	1812
9.	Harijan Sevak Sangam	-	-	-	360	540	900	-	-	-	360	540	900
10.	Tagore Educational Society	-	-	-	660	240	900	-	-	-	660	240	900
11.	Arnad Vellalar Sangam	-	-	-	425	536	961	-	-	-	425	536	961
12.	Sisters of the Cross Society	-	495	495	-	935	935	-	370	370	-	1800	1800
		200	1155	1355	3243	11910	15153	73	1712	1785	8516	14777	18293

TABLE XII

Distribution of learners according to their occupation 1985-86

Sl. No.	Name of Institutions	Owning Agri. lands	Agri. coolias	Own business	House hold work	Mill work	Daily wages	Others	Total
1.	Duraisamy Generous Social Education Association.	-	870	-	-	-	50	930	900
2.	Public Servants Residents Welfare Association.	14	468	-	131	-	236	51	900
3.	Programme for Human Development.	190	601	189	989	-	140	58	2167
4.	Dr. Annie Besant Mahalir Mantram.	-	-	100	200	75	25	50	450
5.	Women's Voluntary Service of Tamilnadu I Phase	-	-	-	2075	-	225	745	3045
	II Phase	56	1694	234	402	-	536	186	3108
6.	Young Women's Christian Association	-	-	-	420	-	-	30	450
7.	Muraisara Kalvi Eyyakka Seva Sangam	120	330	30	60	60	300	-	900
8.	Tamilnadu Basic Education Society	50	600	50	102	10	1000	-	1812
9.	Harijan Sevak Sangam	-	900	-	-	-	-	-	900
10.	Tagore Educational Society	350	440	5	-	-	90	15	900
11.	Arnad Velalar Sangam	-	961	-	-	-	-	-	961
12.	Sisters of the Cross Society	7	115	802	44	-	671	161	1800
		787	6979	1410	4423	145	3223	1326	18293

TABLE XIII

## Centres by Attendance - 1985-86

Sl.No,	Name of Institutions	Below 10	11 to 20	21 to 30	Above 30	Grand Total
1.	Duraisamy Generous Social Education Association	-	-	30	-	30
2.	Public Servants Residents Welfare Association	-	11	17	2	30
3.	Programme for Human Development	-	13	38	9	60
4.	Dr. Annie Besant Mahalir Mantram	-	3	12	-	15
5.	Women's Voluntary Service of Tamil Nadu. I Phase	-	26	74	-	100
	II Phase	-	80	20	-	100
6.	Young Women's Christian Association	-	8	7	-	15
7.	Muraisara Kalvi Eyyakka Sevan Sangam	-	9	20	1	30
8.	Tamilnadu Basic Education Society	-	-	58	2	60
9.	Harijan Sevak Sangam	-	-	30	-	30
10.	Tagore Educational Society	-	2	28	3	30
11.	Arnad Velalar Sangam	55	25	22	3	30
12.	Sisters of the Cross Society	-	16	44	-	60
		-	173	397	20	590



TABLE XIV

Co-operation of Development Functionaries towards the Programme - 1985-86

43

Sl. No.	Name of Institutions	Total	Agri. Dept.	Animal Husbandry	Co-op Dept.	Family Welfare & Health	Labour Dept.	Social Welfare Dept.	Others
1.	Duraisamy Generous Social Education Association	30	-	-	-	-	-	-	30
2.	Public Servants Residents Welfare Association	12	-	-	3	2	-	7	-
3.	Programme for Human Development	57	3	2	5	15	-	1	31
4.	Dr. Annie Besant Mahalir Mantram	5	-	-	-	2	-	2	1
5.	Women's Voluntary Service of Tamil Nadu. I Phase	-	-	-	-	-	-	-	-
6.	II Phase	-	-	-	-	-	-	-	-
6.	Young Women's Christian Association	-	-	-	-	-	-	-	-
7.	Muraisara Kalvi Eyyakka Sevan Sangam	30	5	3	4	15	-	3	1
8.	Tamilnadu Basic Education Society	-	-	-	-	-	-	-	-
9.	Harijan Sevak Sangam	14	1	1	1	4	5	2	-
10.	Tagore Educational Society	41	10	2	7	8	3	5	6
11.	Arnad Velalar Sangam	-	-	-	-	-	-	-	-
12.	Sisters of the Cross Society	25	-	2	-	9	-	5	9
		214	19	10	20	55	8	25	77

TABLE XV

## Participation of learners in various Activities - 1985-86

Sl.No.	Name of Institutions	Total learners	Educational Tours	Social Welfare	Small Savings	Develp. Prog.	Craft Act.	Others
1.	Duraisamy Generous Social Education Association	900	-	-	900	-	-	-
2.	Public Servants Residents Welfare Association	900	74	38	48	346	181	452
3.	Programme for Human Development	2167	248	232	515	2203	714	255
4.	Dr. Annie Besant Mahalir Mantram	450	120	30	5	40	60	195
5.	Women's Voluntary Service of Tamil Nadu. I Phase	3045	-	700	-	-	-	-
	II Phase	3108	680	50	200	200	100	-
6.	Young Women's Christian Association	450	250	300	400	450	450	-
7.	Muraisara Kalvi Eyyakka Seva Sangam	900	2	13	10	5	-	-
8.	Tamilnadu Basic Education Society	1812	1000	500	200	87	25	-
9.	Harijan Sevak Sangam	900	30	30	160	10	-	-
10.	Tagore Educational Society	900	600	180	40	60	30	50
11.	Arnad Velalar Sangam	961	-	326	136	205	-	-
12.	Sisters of the Cross Society	1800	450	16	764	42	73	-
		18293	3454	2415	3378	1648	1633	952



Voluntary Agencies working in the field of Adult  
Education during the year 1986 - 87

S.No.	Name & Address	Project Starting Date	Project Ending Date
<u>CHENGLEPUT DISTRICT</u>			
1.	Duraisamy Generous Social Education Association, Vilvarayanallur Pakkam Post, Madurantakam T.K.	15.3.86	14.3.87
<u>GOIMBATORE DISTRICT</u>			
2.	Angappa Educational Trust, 86, Race course, Coimbatore - 18.	1.6.86	31.5.87
<u>KAMARAJAR DISTRICT</u>			
3.	Youth Association, Muthuramalingapuram, Aruppukkottai T.K. - 626105.	5.3.86	31.12.86
<u>KANYAKUMARI DISTRICT</u>			
4.	Centre for Rural Employment & Education Development, Fletcher Compound, Main Road, Marthandam 629165	1.3.86	22.2.87
<u>MADRAS DISTRICT</u>			
5.	Dr. Annie Besant Mahalir Mandram, 64, Mangammal Garden, A.E. Koil Street, Puduvannai, Madras - 600 081.	6.5.86	6.4.87
6.	Women's Voluntary Service of Tamil Nadu, 19, East Spur Tank Road, Chetpet, Madras-600031.	<u>I Phase</u>	
		1.3.86	23.2.87
		<u>II Phase</u>	
		1.6.86	31.5.87
7.	Young Women's Christian Association, 1086, Poonamallee High Road, Madras - 600 084.	1.4.86	31.3.87

46

S.No.	Name & Address	Project Starting Date	Project Ending Date
<u>MADURAI DISTRICT</u>			
8.	Muraisara Kalvi Eyyakka Sangam Seelayampatti Post, Chinnamanoor Via, Madurai Dt.	2.6.86	31.5.87
9.	Tamilnadu Basic Education Society Gandhiniketan Ashram, T.Kallupatti P.O. - 626702.	19.5.86	18.4.87
<u>NORTH ARCOT DISTRICT</u>			
10.	Kalvi Ulagam Educational Society Lattery - 632 202.	16.12.85	15.12.86
<u>PASUMPON MUTHURAMALINGAM DISTRICT</u>			
11.	Tirupattur Rural Uplift Project Association, S.M.Hospital, Anjal, Tirupattur - 623 209.	1.3.86	28.2.87
<u>PERIYAR</u>			
12.	Harijan Seva Sangh Canal Road, Gobichettipalayam	1.7.86	30.6.87
<u>SOUTH ARCOT</u>			
13.	Children's Welfare Society 98, South Car Street, Chidambaram - 608 001.	2.10.85	30.9.86
<u>TRICHY DISTRICT</u>			
14.	Arnad Vellalar Sangam Tiruvanaikoil - 620 005.	17.4.85	16.4.86
15.	Sisters of the Cross Society, Holy Cross Convent, Contonment, Trichy - 620 001.	10.3.86	9.3.87
16.	Village Reconstruction Organi- sation, Prof.Thomas Street, Race Course Ground, Trichy - 620 020.	1.1.86	31.12.86

TABLE - 1 - 1986-87Distribution of Centres according to Sex and Community

Centres	ST	SC	BC	CC	GRAND TOTAL
Men	2 (.21%)	28 (2.99%)	36 (3.9%)	16 (1.7%)	82 (8.7%)
Women	1 (.10%)	337 (36%)	183 (19.5%)	241 (25.8%)	762 (81.4%)
Combined	4 (.42%)	3 (.32%)	11 (1.17%)	73 (7.8%)	91 (9.7%)
Total	7 (.7%)	368 (39.3%)	230 (24.5%)	330 (35.2%)	

No. of Voluntary Agencies - 16

T A B L E - II - 1986-87Distribution of Animators according to Age Group

15 to 25	26 to 30	31 to 35	Above 35	Grand Total
333 (40%)	303 (36%)	123 (15%)	82 (9%)	841

No. of Voluntary Agencies - 16

T A B L E - III - 1986-87Distribution of Animators according to their Educational  
Qualification

8th Std	Below S.S.L.C.	S.S.L.C.	H.S.C.	Graduate	No response	Total
9 (1.07%)	218 (25.9%)	436 (51.8%)	99 (11.7%)	76 (9.03%)	3 (0.35%)	841

No. of Voluntary Agencies - 16

TABLE - IV - 1986-87Distribution of Animators according to their Occupation

Teacher	Govt. Employee	Tailoring	House- hold work	Agri- culture	Other Works	No respo- nse	To- tal
152	3	6	54	133	155	338	841
(18%)	(.35%)	(.71%)	(6.42%)	(15.8%)	(18.4%)	(40.1%)	

No. of Voluntary Agencies - 16

TABLE - V - 1986-87Distribution of Animators according to their Sex  
& Community

	SC	ST	OTHER	GRAND TOTAL
Men	27 (3.21%)	-	86 (10.2%)	113 (13.4%)
Women	272 (32.3%)	2 (.23%)	454 (53.9%)	728 (86.4%)
Total	299 (35.5%)	2 (10.2%)	540 (64.2%)	841

No. of Voluntary Agencies - 16



T A B L E - VI - 1986-87

50

Centres by Location

School	Animator's House	Panchayat Buildings	Private Buildings	Total
90 (9.62%)	424 (45.3%)	270 (28.8%)	151 (16.1%)	935

No. of Voluntary Agencies - 16

T A B L E - VII - 1986-87

Centre by Electricity facilities

Non-Electrified	Electrified	No response	Total
491 (52.5%)	416 (44.49%)	28 (2.99%)	935

No. of Voluntary Agencies - 16

T A B L E - VIII - 1986-87

Centres by Working Hours

<u>MORNING</u>		<u>AFTERNOON</u>	<u>EVENING</u>		<u>NIGHT</u>	Total
6 to 10	10 to 12	12 to 3	3 to 6	6 to 8	8 to 11	
9	54	78	160	435	199	935
(.96%)	(5.7%)	(8.3%)	(17.1%)	(46.5%)	(21.2%)	

No. of Voluntary Agencies - 16

T A B L E - IX - 1986-87

Residence of Animators with reference to  
location of Centres

<u>LOCAL</u>		<u>WITHIN 1 KM.</u>		<u>MORE THAN 1 KM</u>		<u>TOTAL GRAND</u>		TOTAL
Men	Women	Men	Women	Men	Women	Men	Women	
82	516	-	130	3	100	83	748	831
(9.86%)	(62%)		(15.6%)	(.36%)	(12.03%)	(9.98%)	(90%)	

No. of Voluntary Agencies - 16

T A B L E - X - 1986-87Distribution of learners according to Sex & Community

	SC	ST	OTHERS	GRAND TOTAL
Men	753 (2.43%)	127 (.41%)	2435 (7.87%)	3318 (10.7%)
Women	12148 (39.2%)	256 (.82%)	15209 (49.1%)	19610 (89.2%)
Total	12901 (41.7%)	383 (1.2%)	17644 (57.04%)	30928

No. of Voluntary Agencies - 16

T A B L E - XI - 1986-87Distribution of learners according to age group

	Below 15 Years	15 to 35 Years	Above 35	GRAND TOTAL
Men	2 (.006%)	3096 (10 %)	217 (.7%)	3315 (10.7%)
Women	985 (3.18%)	23524 (76 %)	3108 (10 %)	27613 (89.2)
Total	987 (3.19%)	26620 (86 %)	3325 (10.7%)	30928

No. of Voluntary Agencies - 16

TABLE - XII - 1986-87Distribution of Learners according to their Occupation

Owning Agri- Culture	Agri- culture Coolie	Own business	House- hold Work	Mill Work	Daily Wages	Other Works	Tot- al
1695	9965	2380	8175	230	5454	3029	30928
(5.48%)	(32.2%)	(7.6%)	(26.4%)	(.74%)	(17.6%)	(9.79%)	

No. of Voluntary Agencies - 16

TABLE - XIII - 1986-87Centres by Attendance ( Learners )

Below 10	11 to 20	21 to 30	Above 30	Grand Total
-	280	512	143	935
	(29.9%)	(54.8%)	(15.2%)	

No. of Voluntary Agencies - 16

T A B L E - XIV - 1986-87

Co-operation of Development Functionaries towards the  
Adult Education Programme

Total	Agri. Dept.	Animal Husba- ndry	Co-op. Society	Family Welfare Health	Labour Dept.	Social Welfare Dept.	Other Dept.
289	36	25	23	83	17	44	61
	(12.4%)	(8.6%)	(7.9%)	(28.7%)	(5.8%)	(15.2%)	(21.1%)

No. of Voluntary Agencies - 16

T A B L E - XV - 1986-87

Participation of learners in various activities

Total lear- ners	Educa- tional tours	Social Welfare Acti- vities	Small Savings	Develop- mental Prog.	Craft activities	Other Dept.
30928	1844	2692	3220	2830	3331	2432
	(11.7%)	(17.09%)	(20.44%)	(14.15%)	(21.5%)	(15.44%)

No. of Voluntary Agencies - 16

T A B L E - 1

Distribution of centres according to Sex and Community - 1986-87

Sl. No.	Name of Institutions	MEN				WOMEN				COMBINED				TOTAL				GRAND TOTAL
		ST	SC	BC	OO	ST	SC	BC	OC	ST	SC	BC	OC	ST	SC	BC	OC	
1.	Duraisamy Generous Social Education Association	-	-	-	-	22	8	-	-	-	-	-	-	22	8	-	-	30
2.	Angappa Educational Trust	2	-	6	-	1	-	16	-	4	2	-	29	7	2	22	29	60
3.	Youth Association	-	-	-	-	9	-	51	-	-	-	-	-	9	-	51	-	60
4.	Centre for Rural Employment & Education for Development	-	-	-	-	-	-	20	41	-	1	10	28	-	1	30	69	100
5.	Dr. Annie Besant Mahalir Mandram	-	-	-	-	30	-	-	-	-	-	-	-	30	-	-	-	30
6.a.	Women's Voluntary Service of Tamilnadu. I Phase	-	-	-	-	62	38	-	-	-	-	-	-	62	38	-	-	100
	b. II Phase	-	-	-	-	54	-	46	-	-	-	-	-	54	-	46	-	100
7.	Young Women's Christian Association	-	-	-	-	30	-	-	-	-	-	-	-	30	-	-	-	30
8.	Muraisara Kalvi Eyyakka Sevaka Sangam of Tamilnadu	-	-	-	-	-	-	21	9	-	-	-	-	-	-	21	9	30
		2	-	6	-	1	207	103	147	4	3	10	57	7	210	119	204	540

Sl. No.	Name of Institutions	MEN				WOMEN				COMBINED				TOTAL				GRAND TOTAL
		ST	SC	BC	OC	ST	SC	BC	OC	ST	SC	BC	OC	ST	SC	BC	OC	
	B/F.	2	-	6	-	1	207	103	147	4	3	10	57	7	210	119	204	540
9.	Tamil Nadu Basic Education Society	-	4	12	9	-	3	19	9	-	-	1	3	-	7	32	21	60
10.	Kalvi Ulagam Educational Society	15	15	15	-	-	15	15	-	-	-	-	-	-	30	30	-	60
11.	Tirupattur Rural Uplift Project Association	-	-	-	-	-	8	-	22	-	-	-	-	-	8	-	22	30
12.	Harijan Sevak Sangam	-	9	3	-	-	11	7	-	-	-	-	-	-	20	10	-	30
13.	Children's Welfare Society	-	-	-	-	-	32	28	-	-	-	-	-	-	32	28	-	60
14.	Arnad Vellalar Sangam	-	-	-	7	-	5	-	5	-	-	-	13	5	5	-	25	30
15.	Sisters of the Cross Society	-	-	-	-	-	47	-	53	-	-	-	-	-	47	-	53	100
16.	Village Reconstruction Organisation	-	-	-	-	-	9	11	5	-	-	-	-	-	9	11	5	25
		2	28	36	16	1	337	183	241	4	3	11	73	7	368	230	330	935

T A B L E - II

Distribution of Animators according to Age Group- 1986-87

S.No.	Name of Institutions	15 to 25	26 to 30	31 to 35	Above 35	Grand Total
1.	Duraisamy Genercus Social Education Association	25	4	-	1	30
2.	Angappa Educational Trust	22	14	16	8	60
3.	Youth Association	22	21	10	7	60
4.	Centre for Rural Employment & Education for Development	8	63	19	10	100
5.	Dr.Annie Besant Mahalir Mandram	-	27	3	-	30
6.a.	Women's Voluntary Service of Tamil Nadu. I Phase	25	15	18	10	68
	b.II Phase	36	34	18	12	100
7.	Young Women's Christian Association	12	2	1	3	18
8.	Muraisara Kalvi Eyyakka Seva Sengam of Tamilnadu	7	13	10	-	30
9.	Tamil Nadu Basic Education Society	22	15	7	16	60
10.	Kalvi Ulagam Educational Society	12	48	-	-	60
		191	256	102	67	616



:-2-:

S.No.	Name of Institutions	15 to 25	26 to 30	31 to 35	Above 35	Grand Total
	B/F.	191	256	102	67	616
11.	Tirupattur Rural Uplift Project Association	16	10	4	-	30
12.	Harijan Sevak Sangam	6	13	4	7	30
13.	Children's Welfare Society	36	11	10	3	60
14.	Arnad Vellalar Sangam	16	6	3	5	30
15.	Sisters of the Cross Society	43	7	-	-	50
16.	Village Reconstruction Organisation	25	-	-	-	25
		333	303	123	82	841

T A B L E - III

Distribution of Animators according to their Educational Qualification- 1986-87

S.No.	Name of Institutions	8th Std.	Below S.S.L.C.	S.S.L.C.	H.S.C. Education	Degree	No respo- nse	Total
1.	Duraisamy Generous Social Education Association	-	9	19	1	1	-	30
2.	Angappa Educational Trust	-	10	22	24	4	-	60
3.	Youth Association	-	19	26	-	15	-	60
4.	Centre for Rural Employment & Education for Development	-	10	56	13	21	-	100
5.	Dr. Annie Besant Mahalir Mandram	2	4	24	-	-	-	30
6.a.	Women's Voluntary Service of Tamil Nadu. I Phase	-	50	15	3	-	-	68
	b. II Phase	-	69	25	5	1	-	100
7.	Young Women's Christian Association.	-	-	16	2	-	-	18
8.	Muraisara Kalvi Eyakka Seva Sangam of Tamilnadu	-	3	23	2	2	-	30
9.	Tamil Nadu Basic Education Society	-	20	23	10	7	-	60
0.	Kalvi Ulagam Educational Society	-	-	46	12	2	-	60
		22	194	295	72	53	-	616

:-2-:

S.No.	Name of Institutions	8th Std.	Below S.S.L.C.	S. S. L. C.	H. S. C.	Degree	No response	Total
	B/F.	2	194	295	72	53	-	616
11.	Tirupattur Rural Uplift Project Association	7	5	15	2	1	-	30
12.	Harijan Sevak Sangam	-	3	24	-	3	-	30
13.	Children's Welfare Society	-	13	31	8	5	3	60
14.	Arnad Velalar Sangam	-	1	22	4	3	-	30
15.	Sisters of the Cross Society	-	2	31	6	11	-	50
16.	Village Reconstruction Organisation	-	-	18	7	-	-	25
		9	218	436	99	76	3	841

T A B L E - I V

Distribution of Animators according to their Occupation - 1986-87

S.No.	Name of Institutions	Teacher	Govt. Employee	Tailoring	Household work	Agri-culture	Other works	No response	Total
1.	Duraisamy Generous Social Education Association	5	-	-	1	24	-	-	30
2.	Angappa Educational Trust	16	1	1	32	7	3	-	60
3.	Youth Association	23	2	-	-	-	-	35	60
4.	Centre for Rural Employment & Education for Development	5	-	-	-	-	95	-	100
5.	Dr. Annie Besant Mahalir Mandram	-	-	2	-	-	-	28	30
6.a.	Women's Voluntary Service of Tamil Nadu. I Phase	-	-	-	-	-	-	68	68
	b. II Phase	-	-	-	-	-	-	100	100
7.	Young Women's Christian Association	-	-	-	-	-	-	18	18
8.	Muraisara Kalvi Eyyakka Seva Sangam of Tamil Nadu	5	-	3	-	12	10	-	30
9.	Tamil Nadu Basic Education Society	12	-	-	11	35	2	-	60
10.	Kalvi Ulagam Educational Society	15	-	-	-	12	33	-	60
		81	3	6	44	90	143	249	616

:-2-:

S.No.	Name of Institutions	Teacher	Govt. Employee	Tailoring	Household work	Agri- culture	Other Work	No response	Tot- al
11.	B/F. Tirupattur Rural Uplift Project Association	81 7	3 -	6 -	44 10	90 13	143 -	249 -	616 30
12.	Harijan Sevak Sangam	18	-	-	-	-	12	-	30
13.	Children's Welfare Society	21	-	-	-	-	-	39	60
14.	Arnad Velalar Sangam	-	-	-	-	30	-	-	30
15.	Sisters of the Cross Society	-	-	-	-	-	-	50	50
16.	Village Reconstruction Organisation	25	-	-	-	-	-	-	25
		152	3	6	54	133	155	338	841

T A B L E - V

Distribution of Animators according to their Sex and Community- 1986-87

S.No.	Name of Institutions	SG			ST			OTHERS			TOTAL		
		Men	Women	Total	Men	Women	Total	Men	Women	Total	Men	Women	Total
1.	Duraisamy Generous Social Education Association	-	16	16	-	-	-	-	14	14	-	30	30
2.	Angappa Educational Trust	-	-	-	-	-	-	18	42	60	18	42	60
3.	Youth Association	1	5	6	-	-	-	9	45	54	10	50	60
4.	Centre for Rural Employment & Education for Development	-	4	4	-	-	-	-	96	96	-	100	100
5.	Dr. Annie Besant Mahalir Mandram	-	21	21	-	-	-	-	9	9	-	30	30
6.a.	Women's Voluntary Service of Tamil Nadu. I Phase	-	52	52	-	-	-	-	16	16	-	68	68
	b. II Phase	-	56	56	-	-	-	-	44	44	-	100	100
7.	Young Women's Christian Association	-	18	18	-	-	-	-	-	-	-	18	18
8.	Muraisara Kalvi Eyyakka Seva Sangam of Tamil Nadu	-	8	8	-	-	-	-	22	22	-	30	30
9.	Tamil Nadu Basic Education Society	5	4	9	-	-	-	24	27	51	29	31	60
10.	Kalvi Ulagam Educational Society	15	15	30	-	-	-	15	15	30	30	30	60
		21	199	220	-	-	-	66	330	396	87	529	616

1.2.1

S.No.	Name of Institutions	SC			ST			OTHERS			TOTAL		
		Men	Women	Total	Men	Women	Total	Men	Women	Total	Men	Women	Total
	B/F.	21	199	220	-	-	-	66	330	396	87	529	616
11.	Tirupattur Rural Uplift Project Association	-	10	10	-	-	-	-	20	20	-	30	30
12.	Harijan Sevak Sangam	4	10	14	-	-	-	9	7	16	13	17	30
13.	Children's Welfare Society	-	29	29	-	-	-	-	31	31	-	60	60
14.	Arnad Velalar Sangam	2	6	8	-	-	-	11	11	22	13	17	30
15.	Sisters of the Cross Society	-	12	12	-	-	-	-	38	38	-	50	50
16.	Village Reconstruction Organisation	-	6	6	-	2	2	-	17	17	-	25	25
		27	272	299	-	2	2	86	454	540	113	728	841

T A B L E - VI

Centres by Location - 1986-87

S.No.	Name of Institutions	School	Animator's House	Panchayat Room	Private Building	Total
1.	Duraisamy Generous Social Education Association	2	14	14	-	30
2.	Angappa Educational Trust	7	49	1	3	60
3.	Youth Association	3	51	6	-	60
4.	Centre for Rural Employment & Education for Development	2	47	51	-	100
5.	Dr. Annie Besant Mahalir Mandram	-	22	8	-	30
6.a.	Women's Voluntary Service of Tamil Nadu. I Phase	-	5	95	-	100
	b. II Phase	8	74	18	-	100
7.	Young Women's Christian Association	-	7	-	23	30
8.	Muraisara Kalvi Eyyakka Sevak Sangam of Tamilnadu	-	30	-	-	30
9.	Tamil Nadu Basic Education Society	13	36	11	-	60
10.	Kalvi Ulagam Educational Society	16	34	10	-	60
		51	369	214	26	174



S.No.	Name of Institutions	School	Animator's House	Panchayat Room	Private Building	Total
	B/F.	51	369	214	26	174
11.	Tirupattur Rural Uplift Project Association	5	19	6	-	30
12.	Harijan Sevak Sangam	-	6	24	-	30
13.	Children's Welfare Society	21	23	16	-	60
14.	Arnad Velalar Sangam	13	7	10	-	30
15.	Sisters of the Cross Society	-	-	-	100	100
16.	Village Reconstruction Organisation	-	-	-	25	25
		90	424	270	151	935

T A B L E - V I I

Centres by Electricity facilities - 1986-87

S.No.	Name of Institutions	Non-Electrified	Electrified	No response	Total
1.	Duraisamy Generous Social Education Association	3	27	-	30
2.	Angappa Educational Trust	4	56	-	60
3.	Youth Association	18	42	-	60
4.	Centre for Rural Employment & Education for Development	91	9	-	100
5.	Dr. Annie Besant Mahalir Mandram	2	-	28	30
6.a.	Women's Voluntary Service of Tamil Nadu. I Phase	100	-	-	100
	b. II Phase	48	52	-	100
7.	Young Women's Christian Association	30	-	-	30
8.	Muraisara Kalvi Eyyakka Sevak Sangam of Tamil Nadu	1	29	-	30
9.	Tamil Nadu Basic Education Society	25	35	-	60
10.	Kalvi Ulagam Educational Society	-	60	-	60
		322	310	28	660

:-2-:

S.No.	Name of Institutions	Non-Electrified	Electrified	No response	Total
	B/F.	322	310	28	660
11.	Tirupattur Rural Uplift Project Association	15	15	-	30
12.	Harijan Sevak Sangam	30	-	-	30
13.	Children's Welfare Society	24	36	-	60
14.	Arnad Velalar Sangam	16	14	-	30
15.	Sisters of the Cross Society	61	39	-	100
16.	Village Reconstruction Organisation	23	2	-	25
		491	416	28	935

T A B L E - V I I I  
Centres by working Hours - 1986-87

S.No.	Name of Institutions	MORNING		AFTERNOON	EVENING		NIGHT	Grand Total
		6 to 10	10 to 12	12 to 3	3 to 6	6 to 8	8 to 11	
1.	Duraisamy Generous Social Education Association	-	-	-	-	30	-	30
2.	Angappa Educational Trust	-	-	-	-	60	-	60
3.	Youth Association	-	-	-	-	-	60	60
4.	Centre for Rural Employment & Education for Development	-	-	1	15	84	-	100
5.	Dr. Annie Besant Mahalir Mandram	-	-	9	19	2	-	30
6.a.	Women's Voluntary Service of Tamil Nadu. I Phase	-	13	20	67	-	-	100
b.	II Phase	-	-	3	24	73	-	100
7.	Young Women's Christian Association	-	-	15	15	-	-	30
8.	Muraisara Kalvi Eyyakka Seva Sangam of Tamilnadu	-	-	-	-	30	-	30
9.	Tamil Nadu Basic Education Society	-	-	-	-	32	28	60
10.	Kalvi Ulagam Educational Society	-	-	-	-	60	-	60
		-	13	48	140	371	88	660

:-2-:

S.No.	Name of Institutions	MORNING		AFTERNOON	EVENING		NIGHT	Grand Total
		6 to 10	10 to 12	12 to 3	3 to 6	6 to 8	8 to 11	
	B/F.	-	13	48	140	371	88	660
11.	Tirupattur Rural Uplift Project Association	-	-	-	-	-	30	30
12.	Harijan Sevak Sangam	-	-	-	-	-	30	30
13.	Children's Welfare Society	-	-	-	-	60	-	60
14.	Arnad Velalar Sangam	-	-	-	-	-	30	30
15.	Sisters of the Cross Society	9	41	30	20	-	-	100
16.	Village Reconstruction Organisation	-	-	-	-	4	21	25
		9	54	78	160	435	199	935

T A B L E - I X

Residence of Animators with reference to location of Centres - 1986-87

S.No.	Name of Institutions	LOCAL		WITHIN 1 KM		MORE THAN 1 KM		TOTAL		Grand Total
		Men	Women	Men	Women	Men	Women	Men	Women	
1.	Duraisamy Generous Social Education Association	-	30	-	-	-	-	-	30	30
2.	Angappa Educational Trust	18	42	-	-	-	-	18	42	60
3.	Youth Association	10	48	-	2	-	-	10	50	60
4.	Centre for Rural Employment & Education for Development	-	52	-	43	-	5	-	100	100
5.	Dr. Annie Besant Mahalir Mandram	-	2	-	27	-	1	-	30	30
6.a.	Women's Voluntary Service of Tamil Nadu. I Phase	-	25	-	15	-	28	-	68	68
b.	II Phase	-	64	-	26	-	10	-	100	100
7.	Young Women's Christian Association	-	10	-	-	-	8	-	18	18
8.	Muraisara Kalvi Eyyakka Sevak Sangam of Tamil Nadu	-	30	-	-	-	-	-	30	30
9.	Tamil Nadu Basic Education Society	29	31	-	-	-	-	29	31	60
10.	Kalvi Ulagam Educational Society	-	-	-	-	-	-	-	-	-
		47	333	-	113	-	52	57	499	556

:-2:-

S.No.	Name of Institutions	LOCAL		WITHIN 1 KM		MORETHAN 1 KM		TOTAL		Grand Total
		Men	Women	Men	Women	Men	Women	Men	Women	
	B/F.	57	333	-	113	-	52	57	499	556
11.	Tirupattur Rural Uplift Project Association	-	23	-	4	-	3	-	30	30
12.	Harijan Sevak Sangam	13	17	-	-	-	-	13	17	30
13.	Children's Welfare Society	-	53	-	-	-	7	-	60	60
14.	Arnad Velalar Sangam	12	14	-	1	3	-	13	17	30
15.	Sisters of the Cross Society	-	50	-	12	-	38	-	100	100
16.	Village Reconstruction Organisation	-	25	-	-	-	-	-	25	25
		82	516	-	130	3	100	83	748	831

T A B L E - X

Distribution of learners according to Sex and Community - 1986-87

S.No.	Name of Institutions	SC			ST			OTHERS			TOTAL			Grand Total
		Men	Women	Total	Men	Women	Total	Men	Women	Total	Men	Women	Total	
1.	Duraisamy Generous Social Education Association	-	686	686	-	-	-	-	278	278	-	964	964	
2.	Angappa Educational Trust	13	77	90	107	103	210	449	1053	1502	569	1233	1802	
3.	Youth Association	-	300	300	-	-	-	-	1500	1500	-	1800	1800	
4.	Centre for Rural Employment & Education for Development	19	303	322	4	6	10	185	2633	2818	208	2942	3150	
5.	Dr. Annie Besant Mahalir Mandram	-	900	900	-	-	-	-	-	-	-	900	900	
6.a.	Women's Voluntary Service of Tamil Nadu. I Phase	-	2483	2483	-	-	-	-	1518	1518	-	4001	4001	
	b. II Phase	-	2124	2124	-	-	-	-	1691	1691	-	3815	3815	
7.	Young Women's Christian Association	-	912	912	-	-	-	-	-	-	-	912	912	
8.	Muraisara Kalvi Eyyakka Sevak Sangam of Tamil Nadu	-	240	240	-	-	-	-	660	660	-	900	900	
9.	Tamil Nadu Basic Education Society	166	212	378	-	-	-	640	793	1433	806	1005	1811	
		198	8237	8435	111	109	220	1274	10126	11400	1583	18472	20055	



:-2:-

S.No.	Name of Institutions	SC			ST			OTHERS			TOTAL		Grand total
		Men	Women	Total	Men	Women	Total	Men	Women	Total	Men	Women	
	B/F.	198	8237	8435	111	109	220	1274	10126	11400	1583	18472	20055
10.	Kalvi Ulagam Educational Society	230	242	472	16	12	28	689	694	1383	938	945	1883
11.	Tirupattur Rural Uplift Project Association	-	235	235	-	-	-	-	794	794	-	1029	1029
12.	Harijan Sevak Sangam	270	330	600	-	-	-	90	210	300	360	540	900
13.	Children's Welfare Society	-	960	960	-	-	-	-	840	840	-	1800	1800
14.	Arnad Velalar Sangam	55	236	291	-	-	-	382	342	724	437	578	1015
15.	Sisters of the Cross Society	-	1658	1658	-	15	15	-	1827	1827	-	3500	3500
16.	Village Reconstruction Organisation	-	250	250	-	120	120	-	380	380	-	750	750
		753	12148	12901	127	256	383	2435	15213	17648	3318	27614	30932

T A B L E - X I

Distribution of learners according to Age Group - 1986-87

S.No.	Name of Institutions	BELOW 15 YEARS			16 to 35 YEARS			ABOVE 35 YEARS			TOTAL			Grand Total
		Men	Women	Total	Men	Women	Total	Men	Women	Total	Men	Women	Total	
1.	Duraisamy Generous Social Education Association	-	-	-	-	964	964	-	-	-	-	964	964	
2.	Angappa Educational Trust	2	-	2	354	846	1200	213	387	600	569	1233	1802	
3.	Youth Association	-	-	-	-	1710	1710	-	90	90	-	1800	1800	
4.	Centre for Rural Employment & Education for Development	-	-	-	204	2570	2774	4	372	376	208	2942	3150	
5.	Dr. Annie Besant Mahalir Mandram	-	-	-	-	475	475	-	425	425	-	900	900	
6.a.	Women's Voluntary Service of Tamil Nadu. I Phase	-	100	100	-	3220	3220	-	681	681	-	4001	4001	
	b. II Phase	-	70	70	-	3055	3055	-	690	690	-	3815	3815	
7.	Young Women's Christian Association	-	39	39	-	840	840	-	33	33	-	912	912	
8.	Muraisara Kalvi Eyyakka Sevak Sangam of Tamilnadu	-	400	400	-	500	500	-	-	-	-	900	900	
		2	609	611	558	14180	14738	217	2678	2895	777	17467	18244	

:-2-:

S.No.	Name of Institutions	BELOW 15 YEARS			16 to 35 YEARS			ABOVE 35 YEARS			TOTAL		Grand Total
		Men	Women	Total	Men	Women	Total	Men	Women	Total	Men	Women	
	B/F.	2	609	611	558	14180	14738	217	2678	2895	777	17467	18244
9.	Tamil Nadu Basic Education Society	-	-	-	806	1005	1811	-	-	-	806	1005	1811
10.	Kalvi Ulagam Educational Society	-	-	-	935	948	1883	-	-	-	935	948	1883
11.	Tirupattur Rural Uplift Project Association	-	-	-	-	933	933	-	96	96	-	1029	1029
12.	Harijan Sevak Sangam	-	-	-	360	540	900	-	-	-	360	540	900
13.	Children's Welfare Society	-	-	-	-	1800	1800	-	-	-	-	1800	1800
14.	Arnad Velalar Sangam	-	-	-	437	578	1015	-	-	-	437	578	1015
15.	Sisters of the Cross Society	-	376	376	-	2885	2885	-	239	239	-	3500	3500
16.	Village Reconstruction Organisation	-	-	-	-	655	655	-	95	95	-	750	750
		2	985	987	3096	23524	26620	217	3108	3325	3315	27614	30932

T A B L E - X I I

Distribution of learners according to their Occupation - 1986-87

S.No.	Name of Institutions	Owning Agri-culture lands	Agri-culture Coolies	Own Business	House Work	Mill Work	Daily Wages	Other Workers	Total
1.	Duraisamy Generous Social Education Association	-	964	-	-	-	-	-	964
2.	Angappa Educational Trust	100	300	-	100	50	600	652	1802
3.	Youth Association	-	955	-	250	-	520	75	1800
4.	Centre for Rural Employment & Education for Development	48	119	34	2760	-	103	86	3150
5.	Dr. Annie Besant Mahalir Mandram	-	-	100	500	-	50	250	900
6.a.	Women's Voluntary Service of Tamil Nadu. I Phase	-	-	-	2000	-	1000	1001	4001
	b. II Phase	68	2606	307	203	-	428	203	3815
7.	Young Women's Christian Association	-	-	12	900	-	-	-	912
8.	Muraisara Kalvi Eyyakka Seva Sangam of Tamil Nadu	190	330	60	30	-	290	-	900
		406	5274	513	6743	50	2991	2267	18244

:-2-:

S.No.	Name of Institutions	Owning Agri-culture lands	Agri-culture Coolies	Own Business	House Work	Mill Work	Daily Wages	Other Works	Total
	B/F.	406	5274	513	6743	50	2991	2267	18244
9.	Tamil Nadu Basic Education Society	522	736	68	130	23	330	2	1811
10.	Kalvi Ulagam Educational Society	236	425	121	611	145	246	99	1883
11.	Tirupattur Rural Uplift Project Association	110	116	419	262	-	122	-	1029
12.	Harijan Sevak Sangam	-	900	-	-	-	-	-	900
13.	Children's Welfare Society	-	1100	-	300	-	300	100	1800
14.	Arnad Velalar Sangam	-	1015	-	-	-	-	-	1015
15.	Sisters of the Cross Society	11	280	1235	118	-	1337	519	3500
16.	Village Reconstruction Organisation	410	119	24	13	12	130	42	750
		1695	9965	2380	8177	230	5456	3029	30932

T A B L E XIII

Centres by Attendance-- 1986-87

S.No.	Name of Institutions	Below 10	11 to 20	21 to 30	Above 30	Grand Total
1.	Duraisamy Generous Social Education Association	-	4	25	1	30
2.	Angappa Educational Trust	-	15	40	5	60
3.	Youth Association	-	5	55	-	60
4.	Centre for Rural Employment & Educational for Development	-	-	57	43	100
5.	Dr. Annie Besant Mahalir Mandram	-	12	18	-	30
6.a.	Women's Voluntary Service of Tamil Nadu. I Phase	-	80	20	-	100
	b. II Phase	-	80	20	-	100
7.	Young Women's Christian Association	-	8	22	-	30
8.	Muraisara Kalvi Eyyakka Seva Sangam of Tamil Nadu	-	2	27	1	30
		-	206	284	50	540

:-2-:

S.No.	Name of Institutions	Below 10	11 to 20	21 to 30	Above 30	Grand Total
	B/F.	-	206	284	50	540
9.	Tamil Nadu Basic Education Society	-	1	15	44	60
10.	Kalvi Ulagam Educational Society	-	-	46	14	60
11.	Tirupattur Rural Uplift Project Association	-	-	7	23	30
12.	Harijan Sevak Sangam	-	-	30	-	30
13.	Children's Welfare Society	-	12	48	-	60
14.	Arnad Velalar Sangam	-	-	19	11	30
15.	Sisters of the Cross Society	-	43	56	1	100
16.	Village Reconstruction Organisation	-	18	7	-	25
		-	280	512	143	935

T A B L E - X I V

Co-operation of Development Functionaries towards the Programme - 1986-87

S.No.	Name of Institutions	Total	Agri. Dept.	Animal Husbandry	Co-op. Society	Family Welfare Health	Labour Dept.	Social Welfare Dept.	Other Dept.
1.	Duraisamy Generous Social Education Association	30	6	3	-	5	-	10	6
2.	Angappa Educational Trust	25	2	1	2	10	-	10	-
3.	Youth Association	15	1	1	1	1	-	-	11
4.	Centre for Rural Employment & Education for Development	63	12	7	4	15	3	2	20
5.	Dr. Annie Besant Mahalir Mandram	7	-	-	-	4	-	1	2
6.a.	Women's Voluntary Service of Tamil Nadu. I Phase	19	1	-	1	5	-	5	7
	b. II Phase	-	-	-	-	-	-	-	-
7.	Young Women's Christian Association	-	-	-	-	-	-	-	-
8.	Muraisara Kalvi Eyyakka Seva Sangam of Tamil Nadu	19	2	3	5	4	-	5	-
9.	Tamil Nadu Basic Education Society	11	2	-	-	1	-	3	5
		189	26	15	13	45	3	36	51



:-2-:

S.No.	Name of Institutions	Total	Agri. Dept.	Animal Husb.	Co-op. Dept.	Family Welfare Dept.	Labour Dept.	Social Welfare Dept.	Other Dept.
	B/F.	189	26	15	13	45	3	36	51
10.	Kalvi Ulagam Educational Society	23	5	2	4	5	4	3	-
11.	Tirupattur Rural Uplift Project Association	-	-	-	-	-	-	-	-
12.	Harijan Sevak Sangam	14	1	1	1	4	5	2	-
13.	Children's Welfare Society	11	1	2	1	4	-	-	3
14.	Arnad Velalar Sangam	-	-	-	-	-	-	-	-
15.	Sisters of the Cross Society	-	-	-	-	-	-	-	-
16.	Village Reconstruction Organisation	52	5	5	4	25	5	3	5
		289	36	25	23	83	17	44	61

T A B L E - X V

Participation of Learners in various activities - 1986-87

S.No.	Name of Institutions	Total learner	Ednl. Tours	Social Welfare activities	Small Savings	Develop-mental Prog.	Craft activi-ties	Others Dept.
1.	Duraisamy Generous Social Education Association	964	50	80	250	400	-	-
2.	Angappa Educational Trust	1802	-	-	10	80	80	-
3.	Youth Association	1800	-	-	1125	-	75	-
4.	Centre for Rural Employment & Education for Development	3150	450	30	150	93	58	-
5.	Dr.Annie Besant Mahalir Mandram	900	60	100	10	30	175	525
6.a.	Women's Voluntary Service of Tamil Nadu. I Phase	4001	-	-	100	-	1000	1000
	b.II Phase	3815	-	-	-	-	-	-
7.	Young Women's Christian Association	912	300	800	-	900	900	-
8.	Muraisara Kalvi Eyyakka Seva Sangam of Tamil Nadu	900	-	-	-	-	-	-
9.	Tamil Nadu Basic Education Society	1811	201	599	217	187	143	464
		20055	1061	1609	1862	1690	2431	1989

Sub-Project Systems Unit,  
National Institute of Educational  
Planning and Administration  
17-B, Sri Aurobindo Marg, New Delhi-110016  
DOC. No. 3378  
Date 30/10/88

84

: -2- :

S.No.	Name of Institutions	Total learner	Ednl. Tours	Social Welfare activities	Small Savings	Develop- mental Prog.	Craft acti- vities	Other Dept.
	B/F.	20055	1061	1609	1862	1690	2431	1989
10.	Kalvi Ulagam Educational Society	1833	64	24	84	36	26	-
11.	Tirupattur Rural Uplift Project Association	1029	460	360	400	300	180	-
12.	Harijan Sevak Sangam	900	30	30	160	10	-	-
13.	Children's Welfare Society	1800	150	400	85	-	600	400
14.	Arnad Velalar Sangam	1015	-	-	-	-	-	-
15.	Sisters of the Cross Society	3500	68	414	49	82	-	613
16.	Village Reconstruction Organisation	750	201	215	145	12	43	695
		30932	1844	2692	3220	2830	3331	2432