


STATE ADULT EDUCATION PROGRAMME

[SELF SUFFICIENCY SCHEME]

A REPORT OF THE PROJECTS-1980

PUDUKKOTTAI DISTRICT



PUDUKKOTTAI COLLECTORATE
(Ex. RAJAH'S PALACE)



DIRECTORATE OF NON-FORMAL AND ADULT EDUCATION

TAMILNADU

Sub. National Systems Unit
National Institute of Educational
Planning and Administration
17-B, SriAurobindo Marg, New Delhi-110016
DOC. No..... 82
Date..... 24/3/8
S. S. S.

Contents

Part I Pudukkottai District (Consolidated)

Foreword	...	1
Charts	...	3
District Map	...	4
Establishment—State and District	...	5
District Report	...	6
Phasing of the Programme	...	7
Tables of Statistics	...	8
Evaluation	...	13

Part II Annavasal Block

Establishment	...	15
Aims and Objectives	...	16
Block Report	...	17
Tables of Statistics	...	23
Model Question Papers	...	27
Animators and Centres	...	30
Model Certificates	...	32

Part III Kunnandarkoil Block

Establishment	...	35
Aims and Objectives	...	37
Block Report	...	38
Tables of Statistics	...	39
Animators and Centres	...	43

Part IV Vlrimalalai Block

Establishment	...	45
Aims and Objectives	...	47
Block Report	...	48
Tables of Statistics	...	53
Animators and Centres	...	57

Part V State Level (Consolidated)

Preface	...	59
Tables of Statistics	...	60

PRIME MINISTER OF INDIA
Mrs. **INDIRA GANDHI**



“.....Education is not something that is confined to the class room One is learning continuously from what is happening to one or around one from the people with whom one is mixing”

CHIEF MINISTER OF TAMILNADU
Mr. M. G. Ramachandran



“The State Adult Education Programme is a boon to the poor and downtrodden who missed schooling in their early years. Implementing developmental schemes in villages will be of no use if illiteracy is not eradicated. Literacy of women is more vital for the uplift of the community”.

EDUCATION MINISTER OF TAMILNADU

Mr. C. Aranganayagam



“Adult Education is a medium of human resource development. The Programme aims at bringing those people in the main stream of the national life who had been ignored so far.”

Education Commissioner and Secretary, Tamilnadu
Mr. C. RAMADOSS, I. A. S.



"National Adult Education is an Uphill Task"

Director of Non-Formal and Adult Education Tamil Nadu
Doctor (Mrs) STELLA SOUNDARARAJ



“Adult education ensures the success of our democracy and mass participation of all citizens in the national development effort”.



Minister of Hindu Religious Endowment
Thiru R. M. VEERAPPAN
Delivering Valedictory Address of State Adult Education Programme,
Pudukkottai District on 21-12-1980



Revered Director of Non-Formal and Adult Education
with
District Adult Education Officer and Project Officers of State Adult Education Programme

Foreword

Adult Education Programme should be a mass movement. To eradicate illiteracy of several lakhs of people in the State is no easy task.

The launching of Self-sufficiency Scheme in the State came in handy for the implementation of Adult Education Programme. Under the Self-sufficiency Scheme 69 blocks were selected in Tamil Nadu. Out of 69 blocks, in 61 blocks Adult Education Programme was launched in January/February 1980, the remaining eight blocks having been already covered under a different programme and the first phase of the Programme came to a close in November/December 1980.

Monitoring and evaluation formed the main thrust in the Programme and as a result the present report has been brought out. The report brings out the growth, history and the implementation of the Programme in all its aspects.

I congratulate the District Adult Education Officer, Project Officers, Field functionaries and officials of the Developmental Departments of the District for making the programme a success and bringing out a good report.

Madras

16-5-1981

Sd.....

Dr. (Tmt.) STELLA SOUNDARARAJ,
M. Sc., (Lond.) B. T., Ph. D.
Director of Non-Formal & Adult Education

Foreword

Adult Education Programme should be a mass movement. To eradicate illiteracy of several lakhs of people in the State is no easy task.

The launching of Self-sufficiency Scheme in the State came in handy for the implementation of Adult Education Programme. Under the Self-sufficiency Scheme 69 blocks were selected in Tamil Nadu. Out of 69 blocks, in 61 blocks Adult Education Programme was launched in January/February 1980, the remaining eight blocks having been already covered under a different programme and the first phase of the Programme came to a close in November/December 1980.

Monitoring and evaluation formed the main thrust in the Programme and as a result the present report has been brought out. The report brings out the growth, history and the implementation of the Programme in all its aspects.

I congratulate the District Adult Education Officer, Project Officers, Field functionaries and officials of the Developmental Departments of the District for making the programme a success and bringing out a good report.

Madras

16-5-1981

Sd.....

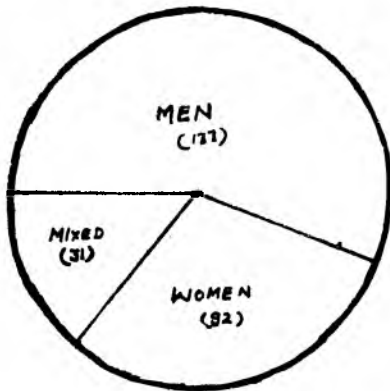
Dr. (Tmt.) STELLA SOUNDARARAJ,

M. Sc., (Lond.) B. T., Ph. D.

Director of Non-Formal & Adult Education

Pudukkottai District 1980-1981

Centres By Sex



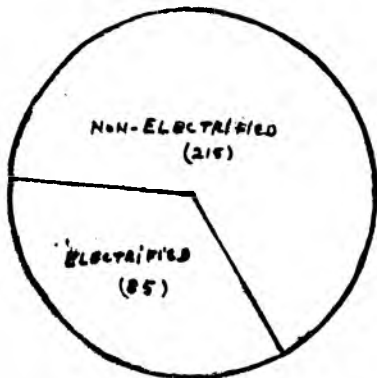
Total: 300
Centres:
Men: 177
Women: 92
Mixed: 31

Learners By Caste



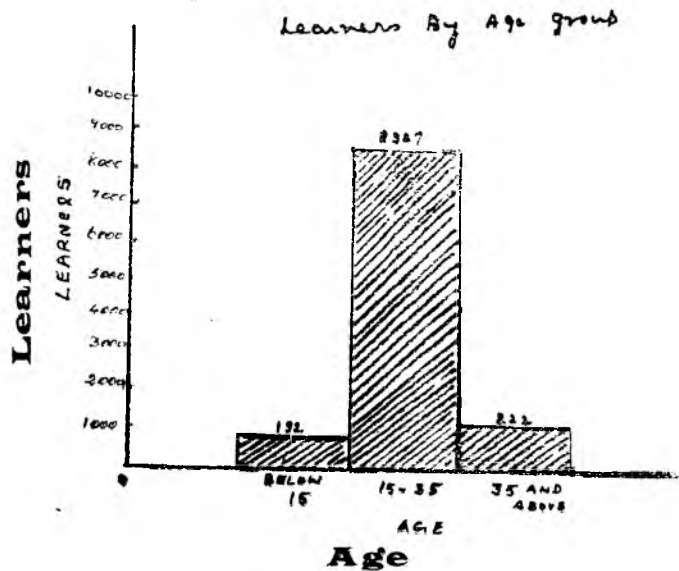
Total: 9341
Learners:
S. C. 2293
Others: 7048

Centres By Facility

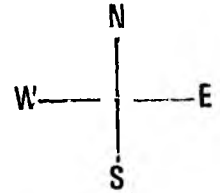


Total Centres: 300
Electrified: 85
Non-Electrified: 215

Learners by Age Group



STATE ADULT EDUCATION PROGRAMME
1980-'81
Pudukkottai District



STATE ADULT EDUCATION PROGRAMME ESTABLISHMENT

1. Dr (Tmt.) Stella Soundararaj, M.Sc., (London), B. T., P. hd.,
Director, Non-Formal and Adult Education, Madras
2. Thiru T. P. Murugesan, B. A., B. T.,
District Adult Education Officer, Pudukkottai.
3. Thiru S S Muthukrishnan, B. A , B. Sc., B T ,
Project Officer, Annavasal.
4. Thiru S. Ramachandran, B A., B, T.
Project Officer, Kunnandarkoll.
5. Thiru R. P. R. Murthy, M. A., B. T.,
Project Officer, Viralimalal

DISTRICT ESTABLISHMENT

- | | |
|--------------------------|-------------------------------------|
| 1. Thiru T. P. Murugesan | ...District Adult Education Officer |
| 2. Thiru U. Sivasamy | ...Office Statistical Assistant |
| 3. Thiru P. Paramasivam | ...Junior Assistant Cum Typist |
| 4. Thiru K.P. Mayalagu | ...Basic Servant |
| 5. Thiru R. Ponnusamy | ...Driver |

Pudukkottai District

The new year dawned auspiciously for Pudukkottai, on Pongal Day-14th January 1974. She became a separate unit of administration, a district in her own right.

Historical

Pudukkottai has a long history, going back to the days of the Cholas and the Pandyas. Pudukkottai's art and architecture are of a high order and show the influence of both Chola and Pandya and in later years Pallavas. The temples at Thirukkattalai and Kodumbalur are the living monuments of the Cholas. The 'Muvarkoil' at Kodumbalur is an unfailing delight to the scholars with an antiquarian bent. The shrine of Sri Brahadambal, tutelary deity of the ruler of Pudukkottai, on a hillside, is largely rock-cut.

Pudukkottai was responsive to "every wind that blew" and looked beyond its frontiers. India's renowned freedom fighter, S. Satyamoorthy cut his political milk-teeth there. He was born and bred and educated in Pudukkottai to which he was devoted to the very end of his life.

Economical

The ruler of Pudukkottai state took the initiative and raised some topes, with Mango, Jack, Cashew, Coconuts, Palmyrah and Tamarind as the tree species. Plantations of casurina also were raised in the fringes of rivers and an extent of 6 square miles was thus brought under casurina. Cashew, being a dollar earner, is an important tree-crop.

Sociological

It is generally believed that what is now region of the Pudukkottai District had been inhabited in remote times by the Kurumbar and Vedars who were amongst the earliest inhabitants of South India. In later times this region was also inhabited by the Karalars and Vellalars, who were agriculturists, the chettiers who were traders and the Marawars and Kallars, who were the celebrated warriors of the Tamil country.

Geographical :

This District is bounded on the north by Tiruchirapalli district, on the east by Thanjavur district and Bay of Bengal and on the south and west by Ramanathapuram district. Present area of the district comprises the former Pudukkottai State and portions of Tiruchirapalli and Thanjavur districts. The tail end of the Cauvery river and Mettur Canal irrigate a part of Arantangi Taluk and make it fertile.

Panorama of The Scheme

The Government of Tamil Nadu has accorded sanction in G. O. Ms. No. 2066, Education Department 6-11-1979 for the implementation of the State Plan Scheme of National Adult Education Programme in 100 Centres in each of the 61 Blocks where the Self Sufficiency Scheme is being implemented.

Accordingly in Pudukkottai District the following three blocks have been selected.

1. Annavasal
2. Kunnandarkoil and
3. Viralimalai

All these three blocks combine together to form the Kulathur Taluk in Pudukkottai District.

Identification of Centres :

The respective Panchayat Union Commissioners and the Deputy Inspectors of Schools have selected 100 centres in each block. The animators were also selected by them.

Training for the Animators :

The animators were given training in two batches each batch consisting of animators in the respective union head quarters. Under the guidance of this District Adult Education Officer, the Deputy Inspectors of Schools of the respective ranges conducted the training programme.

Training for the Animators :

The Deputy Inspectors of Schools were assisted by three other resource persons who had already undergone Adult Education Training. This was followed by monthly one day in-service training.

Supervisors :

The Chief Educational Officer, Tiruchirapalli conducted interviews and selected nine young men with B. Ed., qualification and posted them to this District. They all joined duty immediately.

They had their initial training from 5-3-1980 to 14-3-1980 at Thanjavur. Then they were given, Orientation Training for five days from 26-8-'80 to 30-8-'80 at the T. E. L. C. Higher Secondary School Pudukkottai. The Divisional Development Officer, Aranthangi, The Youth Coordinator, Nehru Yuvak Kendra, Pudukkottai, The Field Publicity Officer, Trichy (Government of India) and other officials belonging to the various development departments were the chief participants of the Seminar.

Project Officer :

Project Officers have been drawn from the cadre of Non Gazetted Head Masters of High Schools and each Project Officer has been placed in charge of one block. The Project Officer is assisted by three Supervisors.

The Project Officers had their initial training in Adult Education for 10 days from 5-3-1980 to 14-3-'80 in the Boiler Plant Girls' High School, Kailasapuram, Tiruchi. The then Director of Non-Formal and Adult Education Thiru J. A. Ryan visited the Training Camp and delivered a lecture on the duties and responsibilities of the Project Officers and impressed upon them the importance of the task. He was followed by the Joint Director Thiru S. A. Subramanian who stayed in the camp for three days and took part in the various deliberations. Dr. Padmanabha of the National Institute of Education was with the Project Officer-Trainees for three days and gave very interesting talks on the various features of this National Adult Education Programme and enthused the Project Officers to use this occasion to strive hard to wipe out illiteracy from their mother land.

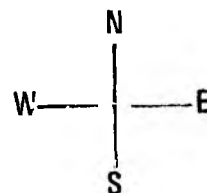
Thus being initiated into the scheme, the Project Officers did their job well.

This training was followed by a five day orientation training at the S L. B. Higher Secondary School, Nagerkoil 22-7-1980 to 26-7-1980 which was followed by a three day Evaluation Training at the Government Teacher Training Institute for women, Thanjavur from 15-10-1980 to 17-10-1980.

Phasing of the Programme

The first phase of the STATE ADULT EDUCATION PROGRAMME was conducted during 1980 with 300 centres in Annvasal, Kunnandarkoil and Viralimalai blocks. 300 animators of all the centres were given training

STATE ADULT EDUCATION PROGRAMME
1980-'81
Pudukkottai District



STATE ADULT EDUCATION PROGRAMME ESTABLISHMENT

1. Dr (Tmt.) Stella Soundararaj, M.Sc., (London), B. T., P. hd.,
Director, Non-Formal and Adult Education, Madras
2. Thiru T. P. Murugesan, B. A., B. T.,
District Adult Education Officer, Pudukkottai.
3. Thiru S S Muthukrishnan, B. A , B. Sc., B T ,
Project Officer, Annavasal.
4. Thiru S. Ramachandran, B A., B, T.
Project Officer, Kunnandarkoil.
5. Thiru R. P. R. Murthy, M. A., B. T.,
Project Officer, Viralimalai

DISTRICT ESTABLISHMENT

- | | |
|--------------------------|-------------------------------------|
| 1. Thiru T. P. Murugesan | ...District Adult Education Officer |
| 2. Thiru U. Sivasamy | ...Office Statistical Assistant |
| 3. Thiru P. Paramasivam | ...Junior Assistant Cum Typist |
| 4. Thiru K.P. Mayalagu | ...Basic Servant |
| 5. Thiru R. Ponnusamy | ...Driver |

Pudukkottai District

The new year dawned auspiciously for Pudukkottai, on Pongal Day-14th January 1974. She became a separate unit of administration, a district in her own right.

Historical

Pudukkottai has a long history, going back to the days of the Cholas and the Pandyas. Pudukkottai's art and architecture are of a high order and show the influence of both Chola and Pandya and in later years Pallavas. The temples at Thirukkattalai and Kodumbalur are the living monuments of the Cholas. The 'Muvarkoil' at Kodumbalur is an unfailing delight to the scholars with an antiquarian bent. The shrine of Sri Brahadamba, tutelary deity of the ruler of Pudukkottai, on a hillside, is largely rock-cut.

Pudukkottai was responsive to "every wind that blew" and looked beyond its frontiers. India's renowned freedom fighter, S. Satyamoorthy cut his political milk-teeth there. He was born and bred and educated in Pudukkottai to which he was devoted to the very end of his life.

Economical

The ruler of Pudukkottai state took the initiative and raised some topes, with Mango, Jack, Cashew, Coconuts, Palmyrah and Tamarind as the tree species. Plantations of casurina also were raised in the fringes of rivers and an extent of 6 square miles was thus brought under casurina. Cashew, being a dollar earner, is an important tree-crop.

Sociological

It is generally believed that what is now region of the Pudukkottai District had been inhabited in remote times by the Kurumbar and Vedars who were amongst the earliest inhabitants of South India. In later times this region was also inhabited by the Karalar and Vellalar, who were agriculturists, the chettiers who were traders and the Marawars and Kallars, who were the celebrated warriors of the Tamil country.

Geographical :

This District is bounded on the north by Tiruchirapalli district, on the east by Thanjavur district and Bay of Bengal and on the south and west by Ramanathapuram district. Present area of the district comprises the former Pudukkottai State and portions of Tiruchirapalli and Thanjavur districts. The tail end of the Cauvery river and Mettur Canal irrigate a part of Arantangi Taluk and make it fertile.

Panorama of The Scheme

The Government of Tamil Nadu has accorded sanction in G. O. Ms. No. 2066, Education Department 6-11-1979 for the implementation of the State Plan Scheme of National Adult Education Programme in 100 Centres in each of the 61 Blocks where the Self Sufficiency Scheme is being implemented.

Accordingly in Pudukkottai District the following three blocks have been selected.

1. Annavasal
2. Kunnandarkoil and
3. Viralimalai

All these three blocks combine together to form the Kulathur Taluk in Pudukkottai District.

Identification of Centres :

The respective Panchayat Union Commissioners and the Deputy Inspectors of Schools have selected 100 centres in each block. The animators were also selected by them.

Training for the Animators :

The animators were given training in two batches each batch consisting of animators in the respective union head quarters. Under the guidance of this District Adult Education Officer, the Deputy Inspectors of Schools of the respective ranges conducted the training programme.

Training for the Animators :

The Deputy Inspectors of Schools were assisted by three other resource persons who had already undergone Adult Education Training. This was followed by monthly one day in-service training.

Supervisors :

The Chief Educational Officer, Tiruchirapalli conducted interviews and selected nine young men with B. Ed., qualification and posted them to this District. They all joined duty immediately.

They had their initial training from 5-3-1980 to 14-3-1980 at Thanjavur. Then they were given, Orientation Training for five days from 26-8-'80 to 30-8-'80 at the T. E. L. C. Higher Secondary School Pudukkottai. The Divisional Development Officer, Aranthangi. The Youth Coordinator, Nehru Yuvak Kendra, Pudukkottai, The Field Publicity Officer, Trichy (Government of India) and other officials belonging to the various development departments were the chief participants of the Seminar.

Project Officer :

Project Officers have been drawn from the cadre of Non Gazetted Head Masters of High Schools and each Project Officer has been placed in charge of one block. The Project Officer is assisted by three Supervisors.

The Project Officers had their initial training in Adult Education for 10 days from 5-3-1980 to 14-3-'80 in the Boiler Plant Girls' High School, Kailasapuram, Tiruchi. The then Director of Non-Formal and Adult Education Thiru J. A. Ryan visited the Training Camp and delivered a lecture on the duties and responsibilities of the Project Officers and impressed upon them the importance of the task. He was followed by the Joint Director Thiru S. A. Subramanian who stayed in the camp for three days and took part in the various deliberations. Dr. Padmanabha of the National Institute of Education was with the Project Officer-Trainees for three days and gave very interesting talks on the various features of this National Adult Education Programme and enthused the Project Officers to use this occasion to strive hard to wipe out illiteracy from their mother land.

Thus being initiated into the scheme, the Project Officers did their job well.

This training was followed by a five day orientation training at the S L. B. Higher Secondary School, Jagerkoil 22-7-1980 to 26-7-1980 which was followed by a three day Evaluation Training at the Government Teacher Training Institute for women, Thanjavur from 15-10-1980 to 17-10-1980.

Phasing of the Programme

The first phase of the STATE ADULT EDUCATION PROGRAMME was conducted during 1980 with 300 centres in Annvasal, Kunnandarkoil and Viralmalai blocks. 300 animators of all the centres were given training

for more than 200 days. The various relevant details pertaining to all the above blocks have been given separately in Tables, with special notes wherever necessary. A map showing the coverage of blocks also finds a place in this report.

District Adult Education Board :

The District Adult Education Board have been formed with the Collector as Chairman and the District Adult Education Officer as Secretary. All the Development Officers, Project Officers of the Adult Education Programme, Commissioners, members of Legislative Assembly and member of Parliament are members of the Board.

Monthly Meeting of Project Officers :

The monthly meetings were conducted periodically to discuss the various issues concerning the programme. Proper Guidance for the effective implementation was given. Block level visits to centres were systematically carried out

Functions – Block Level and District Level :

Besides the frequent functions at the various centres to make the people aware of this national scheme the valedictory functions were celebrated at the blocks and Pudukkottai.

The Valedictory function at Pudukkottai was celebrated on 21-12-80. The revered Director of Non-Formal and Adult Education Dr. (Tmt) Stella Soundararaj presided. Hon'ble Minister Thiru R. M. Veerappan, delivered the Valedictory address. Thiru C. Adhimoolam, M.A., B.Sc., B.T., Assistant Director Non-Formal Education, Thiru V. Hasthamalagam, B.A., B.T., Chief Educational Officer, Pudukkottai, Thiru Marimuthu M. L. A., and a host of others graced the occasion.

TABLE I
STATEMENT SHOWING THE NAME OF BLOCKS AND DISTRIBUTION OF CENTRES ACCORDING TO SEX

S. No.	Name of the Blocks,	No. of centres			Total.
		Men.	Women.	Mixed.	
1	Annavasal	53	31	16	100
2	Kunnandarkoil	70	30	—	100
3	Viralimalai	54	31	15	100
Total		177	92	31	300

Out of 300 centres in the three Blocks.
177 Centres (59%) for men and 92 Centres (30.7%) for Woman
31 Centres (10.3%) for Men and Women are functioning.

TABLE II
DISTRIBUTION OF LEARNERS ACCORDING TO SEX, COMMUNITY ETC.,

Sl. No.	Name of Block	Schedule Caste			Scheduled Tribe				Others			Grand Total		
		M	W	♀	M	M	♀	M	W	T	M	W	♀	
1	Annavasal	616	312	928	2	—	2	1599	900	2499	2217	1212	3428	
2	Kunnandarkoil	508	225	733	—	—	—	1869	688	2557	2377	913	3297	
3	Viralimalai	421	211	632	—	—	—	1265	725	1990	1686	936	2621	
Total		1545	748	2293	2	—	2	4733	2313	7046	6280	3061	9341	

Out of 9341 S. C. Learners are 22% and Others 78%

TABLE III
DISTRIBUTION OF LEARNERS ACCORDING TO AGE-GROUP.

Sl. No.	Name of Block.	Below 15			15 - 35.			Above 35.			Total.	G. T.	
		M	W	T	M	W	T	M	W	T		M	T
1.	Annavasal	54	38	92	2045	1161	3206	118	13	131	2217	1212	3429
2.	Kunnandarkoii	—	—	—	2303	886	3189	74	27	101	2377	913	3290
3.	Viralimalai	20	80	100	1587	845	2432	79	11	90	1686	936	2622
Total		74	118	192	5935	2892	8827	271	51	322	6280	3061	9341

According to Age Group Learners belcw 15 2.1%
 15 to 35. 95.6%
 Above 35 2.3. %

TABLE IV.
LEARNERS BY OCCUPATION.

Sl. No.	Names of Blocks.	Agriculturists	Labourers	Artisans.	Self employed	Business men.	Casual labourers	Others.	Total
1.	Annavasal	1743	939	69	79	74	517	8	3429
2.	Kunnandarkoll	1675	1115	82	104	67	247	—	3290
3.	Viralimalai	1440	1035	3	113	5	26	—	2622
Total		4858	3089	154	296	146	790	8	9341

Learners by Profession.

1. Agriculturists	51.96%
2. Agri. Labourers	...	—	...	33.06%
3. Artisans	—	0.46%
4. Self-employed	3.16%
5. Business	1.76%
6. Casual Labourers	...	—	—	8.75%
7. Others	0.85%

TABLE V.
ANIMATORS BY AGE GROUP

Sl. No.	Names of Blocks	15—24			25—29			30—34			35—54			55 & above			Total		
		M	W	T	M	W	T	M	W	T	M	W	T	M	W	T	M	W	T
1	Annavasal	4	6	10	5	5	10	14	4	18	44	15	59	5	1	6	69	30	99
2	Kunnandarkoil	6	12	18	10	4	14	16	6	22	32	3	35	1	1	2	65	26	91
3	Viralimalai	7	10	17	6	10	16	12	5	17	39	11	50	—	—	—	64	36	100
Total		17	28	45	21	19	40	42	15	57	115	29	144	6	2	8	198	92	290

Majority of Animators (253/300) come in the age group 30—54

**TABLE VI
ANIMATORS CATEGORYWISE**

Sl. No.	Names of Blocks.	Day School Teachers			Unemployed Teachers			Retired Persons		
		M	W	T	M	W	T	M	W	T
1	Annvasal	64	16	80	—	—	—	—	—	—
2	Kunnandarkoil	48	17	65	6	3	9	1	1	2
3	Viralimalai	57	11	68	1	2	3	—	—	—
Total		169	44	213	7	5	12	1	1	2

It is a welcoming news to find that trained teachers (223/300) have taken the animatorship.

**TABLE VI
ANIMATORS CATEGORYWISE**

Sl. No.	Blocks	Ex-Service men			Others			Total		
		Man	Woman	Total	Men	Women	Total	Men	Women	Total
1	Annvasal	5	14	19	69	30	99
2	Kunnandarkoil	10	5	15	65	26	91
3	Viralimalai	6	23	29	64	36	100
...	21	42	63	198	92	290	

**TABLE VII
ANIMATORS BY COMMUNITY**

Sl. No.	Names of Blocks	Scheduled Caste			Scheduled Tribes			Others			Total		
		M	W	T	M	W	T	M	W	T	M	W	T
1	Annvasal	13	3	16	56	27	83	69	30	99
2	Kunnandarkoil	9	9	18	56	17	73	65	26	91
3	Viralimalai	11	2	13	53	34	87	64	36	100
Total		33	14	47	165	78	243	198	92	290

S. C. Animators take 17% above as others form 83% .

**TABLE VIII
RESIDENCE OF ANIMATORS WITH REFERENCE TO LOCATION OF CENTRES**

Sl. No	Blocks	In the same locality			Within 1 Km.			More than 1 Km			Total		
		M	W	T	M	W	T	M	W	T	M	W	T
1	Annvasal	25	14	39	6	1	7	38	15	53	69	30	99
2	Kunnandrakoil	35	20	55	6	3	9	24	3	27	65	26	91
3	Viralimalai	28	24	52	4	4	8	32	8	40	64	36	100
Total		88	58	146	16	8	24	94	26	120	198	92	290

180 Animators reside in the same locality or very near to the centre.

TABLE IX
CENTRES BY LIGHTING FACILITIES

S. No.	Flocks.	Electrified.	Non-Electrified	Total.
1.	Annavasal	31	69	100
2.	Kunnandarkoil	25	75	100
3	Viralimalai	29	71	100
Total		85	215	300

Only 28% of centres are electrified.

TABLE X.
CENTRES BY LOCATION.

Sl. No	Blocks.	School building	Private house	Panchayat office	Reading room	Bal-wadi centre	Voc. Trg. centre	Public building	Others temple church	Total
1.	Annavasal	80	7	4	—	5	—	3	1	100
2.	Kunnandarkoil	62	17	1	—	—	—	12	8	100
3.	Viralimalai	64	22	3	—	—	—	4	7	100
Total		206	46	8	—	5	—	19	16	300

The bulk of centres are located in schools.

TABLE XI.
NUMBER OF CENTRES BY WORKING HOURS.

S. No	Blocks.	6 am. 10 pm.	10 am. 1 pm.	1 pm. 4 pm.	4 pm. 6 pm.	6 pm. 8 pm.	8 pm. & above	Total
1.	Annavasal	—	—	—	—	65	35	100
2.	Kunnandarkoil	—	—	—	—	36	64	100
3.	Viralimalai	—	—	—	—	64	36	100
Total		—	—	—	—	165	135	300

Though the flexibility of timings is allowed learners attend only after 7 P. M, after their hard day's work,

TABLE XII
NUMBER OF CENTRES VISITED BY THE DEVELOPMENTAL DEPARTMENT OFFICERS.

S. No.	Blocks.	Agriculture	Animal Husbandry	Co-operative	Health	Industry	Social welfare	Others	Total
1	Annavasal	81	140	130	131	37	33	24	576
2	Kunnandarkoil	20	32	16	47	5	25	15	160
3	Viralimalai	29	63	31	42	10	30	13	218
Total		130	235	177	220	52	88	52	954

Animal Husbandry takes the lead followed by Health, Co-operative and agriculture. It is to be noted that the visits of development agencies to Adult Education Centres are inadequate.

TABLE XIII
CENTRES BY ATTENDANCE

Sl. No.	Blocks	Below 10	10-20	20-30	30 & above	Total
1	Annavaasal	1	42	53	4	100
2	Kunnandarkoil	..	22	63	15	100
3	Viralimalai	..	41	51	8	100
		1	105	167	27	300

Though the average attendance (20/30) centres to 55.7% it is not very encouraging.

TABLE XIV
DISTRIBUTION OF LEARNERS IN THE DIFFERENT ACTIVITIES ORGANISED IN VARIOUS CENTRES

Sl. No.	Blocks	Names of the social activities	Scheduled caste			Scheduled Tribe			Others			Grand Total
			M	W	T	M	W	T	M	W	T	
1	Annavaasal	Cultural Activities	205	143	348	643	263	87	1245
2	Kunnandarkoil		5	4	9	20	8	28	37
3	Viralimalai		100	60	160	242	185	425	587
			310	207	517	896	556	1350	1869
1	Annavaasal	Conducting meetings	297	154	451	824	429	1253	1704
2	Kunnandarkoil		12	12	24	51	23	74	98
3	Viralimalai		80	30	110	75	60	135	245
			389	196	585	950	512	1462	2047
1	Annavaasal	Social work	190	61	251	507	199	706	987
2	Kunnandarkoil		7	2	9	26	17	43	52
3	Viralimalai		67	32	99	72	53	125	224
			264	95	359	605	269	874	1233
1	Annavaasal	Excursion	145	73	218	298	119	417	635
2	Kunnandarkoil	
3	Viralimalai	
			143	73	218	298	119	417	635
1	Annavaasal	Formation of Clubs	16	2	18	62	31	93	111
2	Kunnandarkoil		5	1	6	43	21	64	70
3	Viralimalai	
			23	3	24	132	52	187	211

Though the participation of learners in the activities in general is appreciable their participation in Excursion and Savings deserve attention.

Evaluation :

"Monitoring and Evaluation are regarded as complementary processes their aim being not to 'Prove' but to 'improve'. (N. A. E. P., The 1st Year Book Published by the Ministry of Education and Culture—New Delhi). Evaluation helps us to assess how far we have been successful in achieving the aims and objectives of the scheme. After the completion of this ten months period evaluation was conducted in all the 300 centres. To assess the literacy and numeracy skills a common test paper for all the 300 centres was prepared and the test was administered by the animators in their respective centres.

Besides this internal written test, external evaluation was also conducted. Three centres were selected in each block and a committee consisting of the District Adult Education officer and three other members visited those centres and assessed the general achievement of the learners.

Achievement :**a. Literacy and Numeracy attainment**

Grade I	Grade II	Grade III	Total
5754	2233	435	8422

b. Functionality and awareness

S No.	Details of activities	No of centres	No. of learners benefitted
1	Opening of small savings account	69	750
2	Gardening	70	620
3	Family Planning	10	50
4	Tree Planting	45	170
5	Electrification of Huts at low costs	50	100
6	Basket making	20	90
7	Tailoring	15	85
8	Electrification of centres	50	100
9	Cows' Loan	2	50
10	Excursion	34	105
11	Celebrations	65	350

The learners developed right thinking on (a) Health and sanitation (b) protected water (c) Co-operative movement (d) Sending children to school (e) approach to development agencies and (f) economic living and other aspects of day to day life.

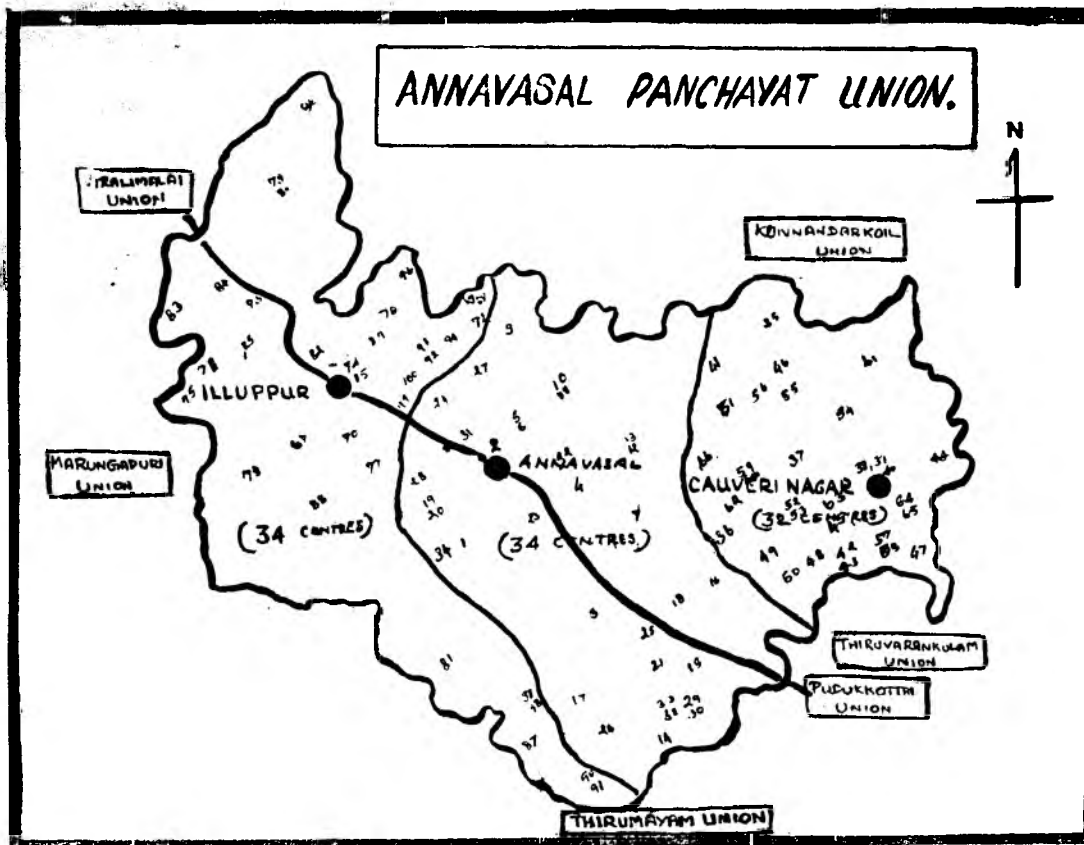


Hon'ble Minister Thiru R. M. Veerappan
Awards Certificates to Animators.



VALEDICTORY FUNCTION AT ANNAVASAL

Sitting : Commissioner, Panchayat Union, Annavasal.
Project Officer, NAEP., Annavaal,
Medical Officer, Primary Health Centre, Annavasal
Chief Educational Officer, Pudukkottai and
District Adult Education Officer, Pudukkottai. (on the Dias)



State Adult Education Programme
I PHASE 1980
ESTABLISHMENT

- | | | |
|----------------------------|-----|---|
| 1. Project Officer | ... | Thiru S. S. Muthukrishnan, B.A., B.Sc., B.T. |
| 2. Supervisors | ... | 1. Thiru C. Panneerselvam, B.Sc., B Ed.
2. Thiru A. Sundararajan, B.Sc , B Ed.
3. Thiru V. Vijayan, B.Sc., B.Ed. |
| 3. Office Assistant | ... | Thiru R. Rajaratnam |
| 4. Basic Servant | ... | Thiru V. Pichaimuthu |
-

Aims and Objectives

“Education does not end with schooling. But it is a life long process. From the point of view of society it is good that adult Education Programmes are promoted as much as possible. Thereby there would be greater national productivity and as the result better standard of life for people. In a democracy the function of Adult Education is to provide every Adult Citizen with an opportunity for Education, of the type which he wishes and which he should have for his personal enrichment professional advancement and effective participation in social life”.

In a developing country like ours the Adult Education assumes special significance. Every citizen should participate in the national building activities, willingly, intelligently and efficiently. The first step to achieve this end is to eradicate illiteracy from the country.

The main objectives are (1) imparting literacy and numeracy (i.e.) basic knowledge in reading writing and simple arithmetic. (2) creating awareness (3) stepping in functionality. In fact this may be called as “functional literacy” as this will advance the occupational and Vocational interests of the learners. This helps in improving their means of livelihood. It also ensures that they do not relapse into illiteracy.

Eradication of illiteracy is the main problem. Out of 68 crores, of our country's population, nearly 44 crores are illiterates as per the latest census. So the future of the country depends not only on the economic field but on the education point too, particularly in the field of Adult Education.

State Adult Education Programme ANNAVASAL BLOCK

I PHASE.....1980

Report With A Brief Analysis

1 Introduction:

Annavaasal is one of the three Blocks in Pudukkottai District where the National Adult Education Programme was inaugurated in January 1980. Out of 100 centres 50 centres were opened on 18-1-80 and 50 centres were opened on 1-2-80.

2 Selection Of Centres:

In consultation with the Commissioner, Panchayat Union, Annavaasal and the Deputy Inspector 100 centres were identified and selected. The centres were located in school buildings, temples, Balwadis and in common open places. The Non-Electrified Centres were provided with Hurricane lights.

3. Selection of Learners :

This was done with the help of local teachers and supervisors. Most of them were enrolled by door to door canvassing.

4 Selection of personnel :

- a. The Project Officer was appointed by the Director of Non-Formal Education.
- b. Supervisors were appointed by the Chief Educational Officer.

5 Training :

A. Animators:

Adult Education Training was given to the animators in two batches of 50 animators per batch at Pudukkottai and Annavaasal. In addition to this one day In-Service Training was conducted every month.

B. Supervisors :

The training was given to the supervisors at Thanjavur

C. Project Officers :

All the 61 Project Officers of the entire blocks of the state were given training at Truverambur, Trichy District by the resource persons drawn from the R. F. L. P. and the Directorate

6 Materials and Supplies :

Slates, Note books, Slate pencils and lead pencils were supplied to all the 30 learners in each of the 100 centres. The books "Muthal Nool, Iniya Vazhvai Nokki and Oli Vilakku" published by the Directorate of Non-Formal Education were distributed. Brochures, posters and leaflets of the various development agencies were also distributed to almost all the centres.

7 Plan of Implementation :

The staffing pattern is as follows:

1. Project Officer	1
2. Office assistant	1
3. Typist cum Junior Assistant	1
4. Basic Servant	1
5. Supervisors	3
6. Animators	100

For administrative purpose the entire area was divided into three units, each unit headed by one supervisor.

S. No.	AREA	NO. OF CENTRES
1.	Annavasal	34
2.	Caverinagar	32
3.	Illupur	34

Every month the supervisors were expected to visit all the centres under their control. The Project Officer was expected to visit atleast 25 to 30 centres.

8. Remuneration and other payments :

Honorarium and other contingent charges were paid before the 10th of every month.

Honorarium	Rs. 50/- per month
Actual Expenditure for other charges	Rs. 15/- per month

9. Objectives and the Result :

This project functioned as a link between various development agencies and the people. The progress in literacy, functionality and awareness is commendable.

10. Co-ordination of other agencies :

The various development agencies had extended their full co-operation by visiting many centres and giving valuable suggestions.

S. No.	Name of Development Agency	No of Centres visited
1.	Agriculture	81
2.	Animal Husbandry	140
3.	Co-operation	130
4.	Health	131
5.	Industries	37
6.	Social Welfare	33
7.	Others	24

11. Reading and Learning Materials Supplied to Each Centre :

1. Slates	...	30	
2. Slate Pencils	...	375	
3. Note books	...	30	
4. Pencils	...	30	
5. Muthal Nool	...	10	(each Centre)
6. Iniya Vazhvai Nokki	...	18	..
7. Oli Vilakku	...	10	..

12. Physical Facilities and Other Facilities :

1. Electric lights Available in	...	31 Centres.
2. Hurricane Lights Available in	...	100 Centres.
3. Radios available in	...	84 Centres.
4. Furniture	...	81 Centres.
5. Black Boards	...	100 Centres

13. Number of Other Facilities Available :

1. No. of Primary Health Centres	...	2
2. No. of Hospitals	...	1
3. No. of Post Offices	...	27
4. No. of Higher Secondary Schools	...	2
5. No. of High Schools	...	3
6. No. of Higher Elementary Schools	...	10
7. No. of Elementry Schools	...	88
8. No. of libraries	...	2

14. List of Six Good Centres in Annavasal Block :

1. Koothinippatti
2. Mookkanamalaippatti
3. Melur
4. Kiliyur
5. Nilayappatti
6. Malaikkudippatti

Our Reasons to Consider Them Good :

1. Learners are attracted by the Animators.
2. Animators are very much interested in the improvement of the centres.
3. Villagers' Co-operation.

15 *List of few Centres in our Block, which had failed to improve till the end in the Project Area*

- 1 Pathirappatti
- 2 Perunchinai
- 3 Vellanur
- 4 Nakkeranvayal
- 5 Eswarankoil
- 6 Nachikkuruchi

Attempts made to improve them during the course of its functioning :

- 1 Contacted the Development Departments for the improvement of the centres properly.
- 2 Animators advised suitably.
- 3 Contacted the Public

16 *Finance :*

A Staff :

Pay	42,120 25
D. A.	2,581 25
O. A.	819 60
T. E.	5,746 45
Total	51,267 55

B. Office Expenses :

Furniture	1,951 55
Stamps	200 00
Stationery	556 71
Petty Expenses	413 15
Total	3121 41

C. Animators :

Honorarium	49,950 00
Other Charges	18,516 81
Training Monthly	5,753 00
Pre-training	7,971 87
Total	82,191 68

D. Materials and Supplies :

Slates	}	7,500 00
Pencils		
Notebooks		
Lights		6,000 00
Black Boards		2,400 00
Total		15,900 00

17 *Evaluation :*

The Evaluation was done by animators and external agencies through the administration of Question Papers and Questionnaire.

The Committee (External Agency) visited the following centres.

- 1 Annavasal
- 2 Illupur
- 3 Cauverinagar

MEMBERS OF THE EVALUATION COMMITTEE:

1. Thiru D. Venkatachalam, Assistant Executive Engineer, P. W. D.,
2. Thiru Dr. Mohamed Iqbal, M. B. B. S., Cauverinagar.
3. Thiru Karupiah, Executive Officer, Illupur.
4. Thiru Anjiah, Head Master, G H S. S., Illupur.
5. Thiru Venkataraman, Head Master, G H S., Caverinagar.

18. VISITORS' DIARY:**(i) STATE ADULT EDUCATION PROGRAMME**

Centre : Edayartheru Men Centre
Date of Visit : 9—7—1980

Note : The Centre was visited between 6 and 8 p. m. The attendance was good. Reading skill among the learners satisfactory. Community Co-operation laudable. Use of Radio and Newspaper will help better understanding All my praises to Thiru Samuel, the Animator.

Sd.....
(V. K. HASTHAMALAK)
District Adult Education Officer,
Pudukkottai.

(ii) Centre : Koothinipatty Male Centre
Date of Visit : 2—10—1980

NOTE : Discussion on Mahatma Gandhi, Folk Songs and Literacy Discourse on Adult Education are the Chief items of the day. The enthusiasm of the learners, participation of the Public in large numbers, the active interest of the Instructor are commendable. Some of the Learners are able to write letters. This I should say is a good achievement.

Sd.
(T. P. MURUGESAN)
District Adult Education Officer
Pudukkottoi

19. Awareness and Functionality :

There was really a remarkable achievement in the most important components of this scheme.

S. No.	Details of Activities	No. of Centres	No. of learners benefited
1.	Opening of small savings Account	29	290
2.	Gardening	40	440
3.	Family Planning	10	50
4.	Tree Planting	30	100
5.	Electrification of Huts at lower cost	45	90
6.	Basket making	10	40
7.	Tailoring	5	25
8.	Electrification of centres	30	900
9.	Cows loan	2	50
10.	Excursion	34	150
11.	Festival celebration	65	350

The learners developed right thinking on the following :

- a) Protected Water
- b) Health and Sanitation
- c) Co-operative movement
- d) Sending Children to Schools
- e) Approach to development agencies
- f) Economic living, saving habit and other aspects of day to day life.

20. Literacy Aspect :

This has been appreciably achieved. Out of 2217 Men learners 1972 took the final test. And 1028 women out of 1212 took the final test.

All the learners will write their names in full. 75% of the learners learnt a fairly good knowledge in letters and numerals.

Details of Certificates Issued

So. No.	Name of Supervisor's Area	No. of certificates issued		
		Men	Women	Total
1.	Annavasal	684	336	1020
2.	Cauvery Nagar	575	385	960
3.	Ilupur	713	307	1020
	Total	1972	1028	3000

LITERACY AND NUMERAY ATTAINMENT			
Grade I	Grade II	Grade III	Total
2080	800	120	3000

21. Valedictory Functions :

This was arranged in all the 100 Centres. There was a block level and District level function. Certificates were issued to the learners and animators.

Hon'ble Minister Thiru R. M. Veerappan,
Revered Director Tmt. Stella Soundararaj,
Thiru C. Adhimoolam, Assistant Director,
Thiru T. P. Murugesan, District Adult Education Officer,
and
Thiru Marimuthu, M. L. A , were the Chief participants of the functions.

TABLE I
DISTRIBUTION OF CENTRES ACCORDING TO SEX

Name of the block	No. of centres of			Total
	Men	Women	Mixed	
Annavaasal	53	31	16	100
Percentage :	Men —	53%		
	Women —	31%		

Less Women Centres due to dearth of Qualified instructors.

TABLE II
DISTRIBUTION OF LEARNERS ACCORDING TO CASTE

Name of the block	SC			ST			Others			Total		
	M	W	T	M	W	T	M	W	T	M	W	T
Annavaasal	616	312	928	2	—	2	1599	900	2499	2217	1212	3429

Learners :

	Total	3429			
	Men	64.65%
	Women	35.35%
	Scheduled Caste		Scheduled Tribe		Other Community
Men	17.97%		0.06%		46.63%
Women	9.09%		...		26.25%

TABLE III
DISTRIBUTION OF LEARNERS BY AGE

Name of the block	Below 15			15 to 35			Above 35			Total		
	M	W	T	M	W	T	M	W	T	M	W	T
Annavaasal	54	38	92	2045	1161	3206	118	13	131	2217	1212	3429

Below 15	...	2.70%	=	2.7%
15 to 35	...	96.41%	=	96.4%
Above 35	...	0.90%	=	0.9%

TABLE IV
DISTRIBUTION OF LEARNERS BY OCCUPATION

Name of the block	Agriculturist	Agri-labourers	Artisans	Self employed
Annavaasal	1743	939	69	79
Annavaasal	Business	Casual labourers	Others	Total
	74	517	8	3429

Agriculturists	...	50.83%
Agri-labourers	...	27.38%
Artisans	...	2.01%
Self employed	...	2.40%
Business	...	2.10%
Casual labourers	...	15.07%
Others	...	0.21%

TABLE V
DISTRIBUTION OF ANIMATORS BY AGE

Name of the block	15-24		25-29		30-34		35-54		54 & above		Total	
	M	F	M	F	M	F	M	F	M	F	M	F
Annavaasal	4	6	5	5	14	4	44	15	5	1	69	30
	15 - 24				10%							
	25 - 29		...		10%							
	30 - 34		...		17%							
	35 - 54		...		58%							
	54 and above...				5%							

TABLE VI
DISTRIBUTION OF ANIMATORS BY QUALIFICATIONS

Name of the block	Day School teachers		Unemployed youths		Total		Grand Total	
	Men	Women	Men	Women	Men	Women	Men	Women
Annavaasal	64	16	5	14	69	30	30	99
	Teachers		...		80%			
	Un-employed youths		...		20%			

TABLE VII
DISTRIBUTION OF ANIMATORS BY COMMUNITY

Name of the block	SC		ST		Others		Total		Grand Total
	Men	Women	Men	Women	Men	Women	Men	Women	
Annavaasal	13	3	56	27	69	30	99
	Scheduled Caste		...		16%				
	Others		...		84%				

TABLE VIII
DISTRIBUTION OF ANIMATORS BY RESIDENCE

Name of the block	In the same village		Within 1 Km.		More than 1 Km		Total		Grand Total
	M	W	M	W	M	W	M	W	
	Annavaasal	25	14	6	1	38	15	69	
	Within one kilometer		...		46%				
	More than one kilometer		...		54%				

TABLE IX
DISTRIBUTION OF CENTRES BY FACILITIES

Name of the block	Electrified	Non-Electrified	Total
Annavaasal	31	69	100
	Electrified ...	31%	
	Non-Electrified ...	69%	

Steps should be taken for the electrification of all the centres.

TABLE X
DISTRIBUTION OF CENTRES BY LOCATION

Name of the block	School Buildings	Private Houses	Panchayat Board Buildings	Balwadi Centres
	80	7	4	5
Annavaasal	Public Buildings	Temples	Total	
	3	1	100	
	School Buildings ...	80%		
	Private Houses ...	07%		
	Panchayat Buildings ...	04%		
	Balwadi Centres ...	05%		
	Public Buildings ...	03%		
	Temples ...	01%		

TABLE XI
DISTRIBUTION OF CENTRES BY WORKING HOURS

Name of the Block	6—8 p.m.	8 p.m. and above	Total
Annavaasal	65	35	100
	6—8 p. m.	65%	
	8 p. m. and above	35%	

TABLE XII
DISTRIBUTION OF CENTRES VISITED BY DEVELOPMENTAL DEPARTMENTAL OFFICERS

Name of the Block	Agriculture	Animal Husbandry	Co-operative Societies	Health
	81	140	130	131
Annavaasal	Industry	Social Welfare	Others	Total
	37	33	24	576
	Agriculture ...	14.06%		
	Animal Husbandry ...	24.34%		
	Co-operative Society ...	22.56%		
	Health ...	22.71%		
	Industry ...	6.42%		
	Social Welfare ...	5.72%		
	Others ...	4.16%		

TABLE XIII
DISTRIBUTION OF CENTRES BY ATTENDANCE

Name of the block	Below 10	10-20	20-30	30 & above	Total
Annavasal	1	42	53	4	100

Average attendance

between	10 and 30	=	95%
Above	30	=	4%
Below	10	=	1%

(Appreciable)

TABLE XIV
PARTICIPATION OF LEARNERS IN VARIOUS ACTIVITIES

Name of the Block	Excursion	Formation of Clubs	Small Savings	Loan Facilities	Other Benefits
Annavasal	635	111
	Cultural Activities 1245	Meeting and Functions 1704		Social work 957	

Participation in cultural activities and meetings appreciable. Lack of Savings Habit a common feature.

புதுக்கோட்டை மாஸ்டம்
தேசிய வயது வந்தோர் கல்வித் திட்டம்
அன்னவாசல், வீரலிமலை, குன்னாண்டார்கோவில்,
ஊராட்சி ஒன்றியங்கள்

இறுதி மதிப்பீட்டுச் சோதனைத்தாள்

மைய எண்.

கற்போர் பெயர் :

கிராமத்தின் பெயர் :

ஊக்குநர் சோதனைத்தானை கற்போருக்குப் படித்துக்காட்டி எவ்வாறு விடை எழுதுதல் வேண்டும் என்பதை விளக்கிக் கூறவேண்டும்.

மதிப்பீட்டு முறை

(படிப்புத் திறன், எழுத்தறிவு, எண்ணறிவு)

அ. மூன்று கேள்விகளுக்கும் சரியான விடை அளிப்பவர்	—	முதல் நிலை
ஆ. ஏதேனும் இரண்டு கேள்விகளுக்கு விடை அளிப்பவர்	—	இரண்டாம் நிலை
இ. ஏதேனும் ஒரு கேள்விக்கு விடை அளிப்பவர்	—	மூன்றாம் நிலை
ஈ. ஒரு கேள்விக்கு கூட விடை அளிக்காதவர்	—	நான்காம் நிலை

படிப்புச் சோதனை

1. அடியில் கொடுக்கப்பட்டுள்ள வார்த்தைகளை கரும்பலகையில் தெளிவாக கற்போர்களை படிக்கச் செய்தல் வேண்டும்.
தோட்டம்; சத்துணவு; சேமிப்பு; பண்டிகை; கல் உடைத்தல்
2. தினசரி பத்திரிகைகளைக் காண்பித்து படிக்கச் செய்தல் வேண்டும்.
நீர்மட்டம்; வானிலை; விவசாயம்; விளம்பரம்.
3. கற்போருக்கு கொடுக்கப்பட்டுள்ள புத்தகங்களின் பாடத் தலைப்புகளை படிக்கச் செய்தல் வேண்டும்.
தேன் வளர்த்தல்; உணவுப் பாதுகாப்பு; சமைக்கும் முறைகள்.

மதிப்பீடு.....

படிப்புச் சோதனை


மதிப்பீடு.....

எழுத்தறிவு, எண்ணறிவு

முதல் நிலை

அ. எழுத்தறிவு சோதனை

1. கீழ்க்கண்ட படங்களை காண்பித்து அவைகளை வார்த்தைகளின் மூலம் எழுதச் செய்தல்.



2. பூர்த்தி செய் :

ப—ம்;

க—ல்;

தீக்குச்—;

தி—மணி;

மாலை—ரசு;

3. சரியாக எழுது :

மாஅம்;

அபாய்;

சிட்லேடு;

விடை எழுது :

4. உன் பெயர் என்ன?

5. உன் வயது என்ன?

6. உன் கிராமம் எது?

7. உன் முகவரியை எழுது.

ஆ. எண்ணறிவு சோதனை

8. 9-ம் 5-ம் சேர்ந்து எத்தனை?

9. 10-ல் 7 போனால் மீதி என்ன?

10. ஆணுக்கு கூலி 10 ரூபாய். பெண்ணுக்கு கூலி 5 ரூபாய். திருவருக்கும் சேர்த்து மொத்தக் கூலி என்ன?

இரண்டாம் நிலை

அ. எழுத்தறிவு சோதனை

1. பாடப் புத்தகத்திலிருந்து ஐந்து வார்த்தைகளை எழுது.
2. அடியில் கொடுத்துள்ள வார்த்தைகளை மாற்றி சரியான வாக்கியமாக எழுது.
 - 1) குடும்பம் எங்கள் இது.
 - 2) உடம்புக்கு பசுவின் நல்லது பால்.
3. உன் உறவினர் ஒருவர் முகவரியை எழுது.
4. உன் குடும்பத்தைப் பற்றி இரண்டு வாக்கியங்கள் எழுது.
5. உனது பாடப் புத்தகத்திலிருந்து இரண்டு வாக்கியங்கள் எழுது.

ஆ. எண்ணறிவு சோதனை

6. கூட்டுக :

22	419
37	357
-----	-----
-----	-----
7. கழிக்க :

984	419
322	13
-----	-----
-----	-----
8. பெருக்குக : 78×7 126×12
9. 1 கிலோ சர்க்கரை விலை ரூ. 6—00 வீதம் 3 கிலோ சர்க்கரை, 1 லிட்டர் பருப்பு விலை ரூ. 8—00 வீதம் 6 லிட்டர் பருப்பு; இரண்டும் சேர்ந்து மொத்தம் எவ்வளவு?
10. கடைக்கு ரூ. 100 எடுத்துச் சென்றேன். அரிசி ரூ. 25-க்கும், உரம் ரூ. 60-க்கும் வாங்கினேன். மீதி எவ்வளவு இருக்கும்?

மூன்றாம் நிலை

அ. எண்ணறிவு சோதனை

1. உன்னுடைய கிராமத்திலிருந்து மருத்துவ மனை எத்தனை கிலோ மீட்டர் தூரம் உள்ளது?
2. உன்னுடைய கிராமத்திலிருந்து புதுக்கோட்டை எத்தனை கிலோ மீட்டர் தூரம் உள்ளது?
3. கல் உடைக்க ஆணுக்கு ஒருநாள் கூலி ரூ. 10—00, 10 ஆண்களுக்கு 5 நாட்களுக்கு மொத்தம் எவ்வளவு கூலி கிடைக்கும்?
4. ஒரு லிட்டர் பாலின் விலை ரூ. 2—50. 10 லிட்டர் பால் விலை என்ன?

ஆ. எழுத்தறிவு சோதனை

1. உன் அப்பாவுக்கு பணம் அனுப்பச் சொல்லி கடிதம் எழுது.
2. "தினத் தந்தி" யைப் பார்த்து அதிலிருந்து ஐந்து வரிகள் எழுது.
3. உன் பாடப் புத்தகத்திலிருந்து பார்க்காமல் ஐந்து வாக்கியங்கள் எழுது.

SCHEDULE V
LIST OF NAMES OF CENTRES AND ANIMATORS

S. No.	Name of the Centres	Name of Animator	Sex
1	Agarapatti	A. Kumuresan	M
2	Annavasal	S. VijayaI	F
3	Ariyur	C. T. Kasi	M
4	Chithannavasai	S. Adaikkalam	M
5	Edayartheru	J. Samuel	M
6	Edayartheru	R. Renganayaki	F
7	Erumbali	S. Sebastian	M
8	Kaladipatti	R. Kathirvelu	M
9	Kalaikkudippatti	V. Abdul Kasim	M
10	Keelakuruchi	P. A. Karuppaiah	M
11	Keelakuruchi	C. Saraswathi	F
12	Koothinippatti	Meivazhi; Kalaimuni; Anandar	M
13	Koothinippatti	K. Rengammal	F
14	Kothandaramapuram	V. Krishnamoorthy	M
15	Kurukkalayappatti	K. Palanivelu	M
16	Maruthandalai	M. Ramachandren	M
17	Mangudi	K. S. Selvaraj	M
18	Mathinallur	K. Navaneethakrishnan	M
19	Mookkanamalaippatti	Y. Syed Abdulsathar	M
20	Mookkanamalaippatti	M. Rukmani	F
21	T. Mettuppatti	V. S. Ganapathy	M
22	Nallammal Samuthiram	M. Vadivelu	M
23	Panangudimalai	S. Rajam	F
24	Pathirippatti	E. Perraiah	M
25	Perunchinai	H. John of Arck	F
26	Perumanadu	K. Savithiri	F
27	Piramappatti	V. Jayaraman	M
28	Puthur	N. Muthulakshmi	F
29	Sellukudi	S. Kunjithapatham	M
30	Sellukudi	S. Kunjithapatham	M
31	Sengappatti	S. Palaniyappan	M
32	Senthamangalam	S. Thangaraj	M
33	Senthamangalam	T. Kamalambal	F
34	Thatchampatti	Meivazhi; Sivamuni Anandar	M
35	Ammachathiram	G. Janaki	F
36	Ammanpettai	R. Venkatesan	M
37	Annapatti	T. Sivagnanabalaiah	M
38	Cauvery Nagar	J. Balasubramanian	M
39	Cauvery Nagar	M. Meerabai	F
40	Cauvery Nagar	S. Banu	F
41	Ethinippatti	M. Marimuthu	M
42	Keelamuthudaiyanpatti	V. Ethiraj	M
43	Keelamuthudaiyampatti	M. Premavathi	F
44	Keelamuthukkadu	S. Sababathy	M
45	Kilyur	V. Muthulakshmi	F
46	Kothamangalappatti	R. Banumathy	F
47	Meikkudippatti	J. C. Joseph	M
48	Melamuthudaiyanpatti	M. Alagu	M
49	Melur	M Paramasivam	M
50	Nakkeranvayal	S. Muthukumarasamy	M

S. No.	Name of the Centres	Name of the Animators	Sex
51	Narthamalai	K. S. Jayalakshmi	F
52	Neduncheri	G. Krishnamoorthy	M
53	Neduncheri	M. Vanaja	F
54	Parappatti	M. P. Shanmugam	M
55	Pasumalaippatti	G. Thangaraj	M
56	Pommadimalai	E. Lalithambal	F
57	Poongudi	A. Thangaraj	M
58	Poongudi	A. Dhanapal	M
59	Sathiamangalam	V. Mohandass	M
60	Sathiamangalam	S. Kamalam	F
61	Thodaiyur	K. Govindarajan	M
62	Udaiyandippatti	K. Subbiah	M
63	Vellanur	A. Sababathy	M
64	Vengaivayal	M. Solaimuthu	M
65	Vengaivayal	D. Pangajam	F
66	Urappatti	U. Augustin	M
67	Alathur	M. Rahimathullah	M
68	Ayungudippatti	S. Arumugam	M
69	Ayungudippatti	N. Amsavalli	F
70	Edayappatti	R. Antony	M
71	Ennai	K. Kumaran	M
72	Erukkumunaippatti	I. Visvasam	M
73	Eswarankoil	A. Lourdupitchai	M
74	Illupur	N. Rengaiiah	M
75	Illupur	K. Ambikavathy	F
76	Irunthirappatti	P. Muthukkannu	M
77	Kadambarayappatti	K. Govindan	M
78	Kathavampatti	B. Regunathan	M
79	Kattagudi	P. Lakshmanan	M
80	Kattagudi	V. Janaki	F
81	Kudumiyamalai	K. Veerasekaran	M
82	Kottaimedu	L. Kasthuribai	F
83	Kothirappatti	D. Antoniammal	F
84	Malaikkudippatti	P. Pechiayee	F
85	Meyyakkavundanpatti	Y. K. Srinivasan	M
86	Nachikuruchi	A. Michaelraj	M
87	Nilayappatti	T. Veeriah	M
88	P. Panampatti	S. Kannaiah	M
89	Punginippatti	D. Palaniyandi	M
90	Pulvayal	P. Subbiah	M
91	Pulvayal	A. Ponnalagu	F
92	Rapoosal	R. Shanmuganathan	M
93	Rapoosal	V. Vasanthadevi	F
94	Sathampatti	I. Duraikkannu	M
95	Thalunchi	R. Vadivelu	M
96	Thimmayampatti	S. N. Ramanathan	M
97	Vayalogam	A. Ulaganathan	M
98	Vayalogam	N. Singaram	M
99	Veerappatti	M. Govindarajan	M
100	Vettakkadu	A. Mahimai Pragasam	M



பள்ளிசாரா மற்றும் வயது வந்தோர் கல்வி இயக்கம் தமிழ்நாடு



சான்றிதழ்—1980

திரு/திருமதி/செல்வி
வயது வந்தோர் கல்வித் திட்ட மையத்தில் பயின்று பயன்பெற்றார்,
கற்றோரின் கையொப்பம்.....
மையத்தின் எண்.....
மையத்தின் பெயர்.....

அன்னவாசல் ஒன்றியம்
புதுக்கோட்டை மாவட்டம்

நாள் :

திட்ட அலுவலர்
அன்னவாசல் ஒன்றியம்
மாவட்ட வயது வந்தோர் கல்வி அலுவலர்,
புதுக்கோட்டை மாவட்டம்



National Adult Education Programme
PUDUKKOTTAI DISTRICT



CERTIFICATE

Thiru / Tirumathi / Selvi.....
has successfully conducted the Adult Education Centre as Animator
at in Annavasal Union
From..... To.....

Project Officer
Annavasal Union

Date

District Adult Education Officer
Pudukkottai Dist.



பள்ளிசாரா மற்றும் வயது வந்தோர் கல்வி இயக்ககம் தமிழ்நாடு



சான்றிதழ்—1980

திரு/திருமதி/செல்வி
 வயது வந்தோர் கல்வித் திட்ட மையத்தில் பயின்று பயன்பெற்றார்,
 கற்றோரின் கையொப்பம்
 மையத்தின் எண்
 மையத்தின் பெயர்.....

குன்னாண்டார்கோவில் ஒன்றியம்

புதுக்கோட்டைமாவட்டம்

மாவட்ட வயது வந்தோர் கல்வி அலுவலர்,

புதுக்கோட்டை மாவட்டம்

நாள் :

திட்ட அலுவலர்
 குன்னாண்டார்கோவில் ஒன்றியம்



National Adult Education Programme

PUDUKKOTTAI DISTRICT



CERTIFICATE

Thiru/,Tirumathi / Selvi.....
 has successfully conducted the Adult Education Centre as Animator
 at in Kunnandarkoil Union
 From..... To.....

Project Officer
 Kunnandarkoil Union

Date

District Adult Education Officer
 Pudukkottai Dist.



பள்ளிசாரா மற்றும் வயது வந்தோர் கல்வி இயக்ககம் தமிழ்நாடு



சான்றிதழ்—1980

திரு/திருமதி/செல்வி
வயது வந்தோர் கல்வித் திட்ட மையத்தில் பயின்று பயன்பெற்றார்,
கற்றோரின் கையொப்பம்
மையத்தின் எண்
மையத்தின் பெயர்.....

விராலிமலை ஒன்றியம்

புதுக்கோட்டைமாவட்டம்

மாவட்ட வயது வந்தோர் கல்வி அலுவலர்,
புதுக்கோட்டை மாவட்டம்

நாள் :

திட்ட அலுவலர்
விராலிமலை ஒன்றியம்



National Adult Education Programme
PUDUKKOTTAI DISTRICT



CERTIFICATE

Thiru/,Tirumathi / Selvi.....
has successfully, conducted the Adult Education Centre as Animator
at in Viralimalai Union
From..... To.....

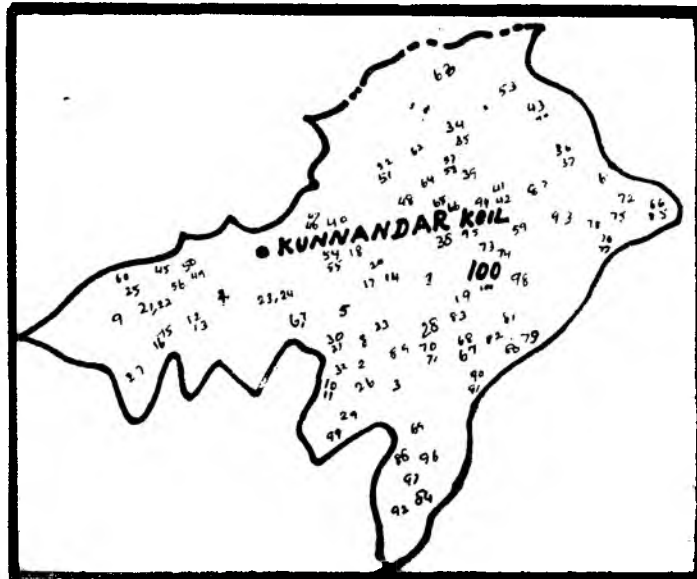
Project Officer
Viralimalai Union

Date

District Adult Education Officer
Pudukkottai Dist.



The Honourable Minister for Endowments Distributing
Certificates to the Animators



STATE ADULT EDUCATION PROGRAMME**I PHASE...1980**

ESTABLISHMENT		KUNNANDARKOIL
1 Project Officer		Thiru S. Ramachandaran, B. A., B. T.
2 Supervisors	1	„ S. Manickam, B. A., B. Ed.
	2	„ P. Manimuthu. B. sc., B. Ed.
	3	„ M. Ravichandran, B. sc., B. Ed.
3 Office Assistant		Thiru N. Varadharajan, M. A., B. Ed.
4 Basic Servant		Thiru P. Raju

State Adult Education Programme

I PHASE 1980

Aims and objectives

The paramount aim of the State Adult Education Programme is to impart Literacy, Numeracy, Functionality and awareness of the most productive section of the illiterate masses of India. Our country's development depends upon those illiterates who form the majority in the population of our country. This new project is particularly intended to bring up the illiterates on par with those who are socially, culturally and economically in an advantageous position.

One of the real aspects of this State Adult Education Programme is to make the rural masses feel the importance of Education and also make them culture-minded. The drop-outs are also highly benefited by this programme since the Adult Education is a golden opportunity for them to learn in their leisure time especially during nights. Those who lost the chance of getting Education in their younger age are now taught at their own villages without any expenses. The learners by virtue of this scheme begin to realise the importance of health habits, social services, handicrafts, literacy, numeracy, functionality and awareness to some extent. Their behaviour in society has also been changed appreciably. Their thinking capacity in every activity has grown much.

Hence this State Adult Education Programme is highly appreciated and thanks to the Government of Tamil Nadu this programme has been implemented successfully.

STATE ADULT EDUCATION PROGRAMME

I Phase 1980

BLOCK REPORT & ANALYSIS OF THE PROGRAMME

The Project was inaugurated in the Kunnandarkoil Block on 18-1-1980. One Hundred centres were opened with the consultation of Commissioner, Kunnandarkoil Block and the concerned Deputy Inspector of Schools. All the 100 centres were functioning smoothly by the guidance of Thiru V. K. Hasthamalak, the then District Adult Education Officer and Thiru T. P. Murugesan, the present District Adult Education Officer.

Selection of Centres: The concerned Deputy Inspector of Schools and the Panchayat Union Commissioner, Kunnandarkoil were consulted and 100 centres were opened in the rural and slum areas.

Selection of Animators: Those who were interested and opted were selected. Preference was given to the natives of the areas. They were young, industrious and dedicated and service-minded persons. So 91 animators were selected for hundred centres. Teachers were given preference.

Supervisors: Young and energetic trained graduates were appointed by the Chief Educational Officer, Trichy to supervise and guide the Adult Education centres. They were given training at Thanjavur and Pudukkottai. Every supervisor has to supervise 33 centres (one supervisor 34 centres) They assisted the animators in bringing the development agencies to the centres and arranged cultural activities and film-shows and recording as well.

Particulars of Centres: Twentyfive centres were electrified out of 100. Most of the centres were located in school buildings. The animators were given one-day training every month. Problems were discussed and solved. A pocket allowance of Rs. 6/- was paid to each of them.

Materials and Supplies: Slates, note-books, slate-pencils, rollup black-boards and hurricane lamps were supplied to them. Booklets from other departments and posters were also supplied.

Project Officer: The Project Officer is in-charge of all 100 centres in the Project area. The centre is to function $1\frac{1}{2}$ hours per day and 20 days in a month and on the whole 200 days. A trekker has been provided for visiting the centres now and then.

The animator is to take initial survey of his area and submit initial report after starting the centre. At least 30 learners are to be enrolled in every centre.

Registers at this centre: 1. Initial survey, 2. Attendance Register, 3. Admission Register, 4. Stock and Issue Register, 5. Visitor's Book, 6. Monthly Report (Office copy)

Registers maintained by the Supervisors: 1. Diary, 2. Visit-chart, 3. Honorarium recommendation-roll (Office-copy) 4. Stock and Issue Register, 5. Pocket-book, 6. Block-Map.

The animators are given an Honorarium of Rs. 50/- per month Rs. 10/- as lighting charges and Rs. 5/- as contingent expenses. The amount is paid by the Project Officer by **Money Order.**

In all the 100 centres, Literacy, Numeracy, Functionality and awareness were imparted efficiently and enthusiastically. The supervisors assisted the animators in all possible ways.

Literacy, Numeracy, Functionality and awareness have been much imparted among the learners in all 100 centres. Villagers helped much to run the centres efficiently by associating the animators in their needs. For example an elementary school has been opened with the co-operation of villagers at Parapatti in Kunnandarkoil Block. Social service activities were undertaken in the same village. Furniture and a Transistor-set have been donated to the Parapatti centre by the villagers. Excursions were made in some centres.

Evaluation: At the end of the Programme the achievements of the learners were evaluated externally and internally. External evaluation was made in the centres and internal evaluation was also made in all 100 centres. Their achievements were thus assessed by these evaluations.

The learners in all 100 centres were issued certificates for the programme they attended. The Animators were also issued certificates.

Validictory Function: At the end of the Programme, the Validictory function was held at Block level at Keeranur on 16—12—80. The function was presided over by Thiru V. K. Hasihmalak, the then Chief Educational Officer, Pudukkottai. Thiru T. Marimuthu, M. L. A distributed the certificates to all the learners and blessed them.

Conclusion: Thus the State Adult Education Programme has made a tremendous impact in the first phase successfully. In the first phase of the Programme 2303 men and 886 women have become literates in the 100 centres in the Kunnandarkoil Block.

TABLE I
DISTRIBUTION OF CENTRES ACCORDING TO SEX

Sl. No.	District	No. of centres			
		Men	Women	Mixed	Total
1	Kunnandarkoil	70	30	...	100

Due to want of qualified women there were less women centres

TABLE II
DISTRIBUTION OF CENTRES ACCORDING TO COMMUNITY

Sl. No.	Name of the block	Scheduled Caste				Scheduled Tribe				Others			
		M	W	T	%	M	W	T	%	M	W	T	%
1	Kunnandarkoil	508	225	733	22.27	1869	688	2557	77.73

S. C. 22.27%

S. T. Nil

O. C. 77.73%

Nearly one fourth of the total were S. C.

TABLE III
DISTRIBUTION OF LEARNERS BY AGE GROUP

S. No.	Name of the Block	Below 15			15-35			Above 35			Total			G. T.
		M	W	T	M	W	T	M	W	T	M	W	T	
1	Kunnandarkoil	2303	886	3189	74	27	101	2377	913	3290	3290

More men and women learners were in the age group of 15-35.

TABLE IV
DISTRIBUTION OF LEARNERS BY OCCUPATION

S. No.	Name of the Block	Agri- culturist	Labourers	Artisans	Self emp.	Business men	Casual Labourers	Total
1	Kunnandarkoil	1675	1115	82	104	67	247	3290

More learners were agriculturists and labourers

TABLE V
Distribution of animators by age-group

S. No.	Name of the block	15-24			25-29			30-34			35-54			55 & above			Total		
		M	W	T	M	W	T	M	W	T	M	W	T	M	W	T	M	W	T
1	Kunnandarkoil	6	12	18	10	4	14	16	6	22	32	3	35	1	1	2	65	26	91

The animators between age-group 35-54 were more than all other groups.

TABLE VI
Distribution of animators by Category-wise

S. No.	Name of the Block	Day School Teachers			Unemployed Teachers			Unemployed youth			Retired persons			Ex-service- men			Others			Total		
		M	W	T	M	W	T	M	W	T	M	W	T	M	W	T	M	W	T	M	W	T
1	Kunnandarkoil	48	17	65	6	3	9	10	5	15	1	1	2	Nil			65	26	91			

Most of the animators were day school teachers, next comes the unemployed youths.

TABLE VII
DISTRIBUTION OF ANIMATORS BY COMMUNITY

S. No.	Name of the Block	S. C.				S. T.				Others				Total			
		M	F	T	%	M	F	T	%	M	F	T	%	M	F	T	%
1	Kunnandarkoil	9	9	18	19.8	56	17	73	80.2	65	26	91	

S. C. 19.8% S. T. nil others 80.2%

TABLE VIII
DISTRIBUTION OF RESIDENCE OF ANIMATORS WITH REFERENCE TO THE LOCATION OF CENTRES

S. No.	Name of the Block	In the same locality			Within 1 Km			More than 1 Km.			Total		
		M	F	T	M	F	T	M	F	T	M	F	T
1	Kunnandarkoil	35	20	55	6	3	9	24	3	27	65	26	91

Most of the animators are in the same locality.

TABLE IX
DISTRIBUTION OF CENTRES BY FACILITIES

S. No.	Name of the Block	Electrified	Non-Electrified	Total
1	Kunnandarkoil	25	75	100

One fourth of the centres are electrified

TABLE X
DISTRIBUTION OF CENTRES BY LOCATION

S. No.	Name of the Block	School Building	Private house	Pt Office	Reading room	Bal-wadis	Public	Others temple	Total
1	Kunnandarkoil	62	17	1	12	8	100

Most of the centres were functioning in the School buildings 79%
Pt. Office 1% Public building 12% and other places like temple 8%

TABLE XI
Distribution of centres by working hours

6 a. m — 10 a. m.	10 a. m.—1 p. m.	1 p. m.—4 p. m.	6 p. m.—8 p. m.	8 p. m. and above	Total
			28+8=36	30+34=64	100

TABLE XII
Distribution of the centres visited by the developmental department officials

Agriculture	Animal husbandry	Co-operation	Health	Industry	Social welfare	Others	Total
20	32	16	47	5	25	15	160

Health department had more visits than other departments.

TABLE XIII
DISTRIBUTION OF CENTRES BY ATTENDANCE

Below 10	10—20	20—30	30 & above	Total
—	22	63	15	100

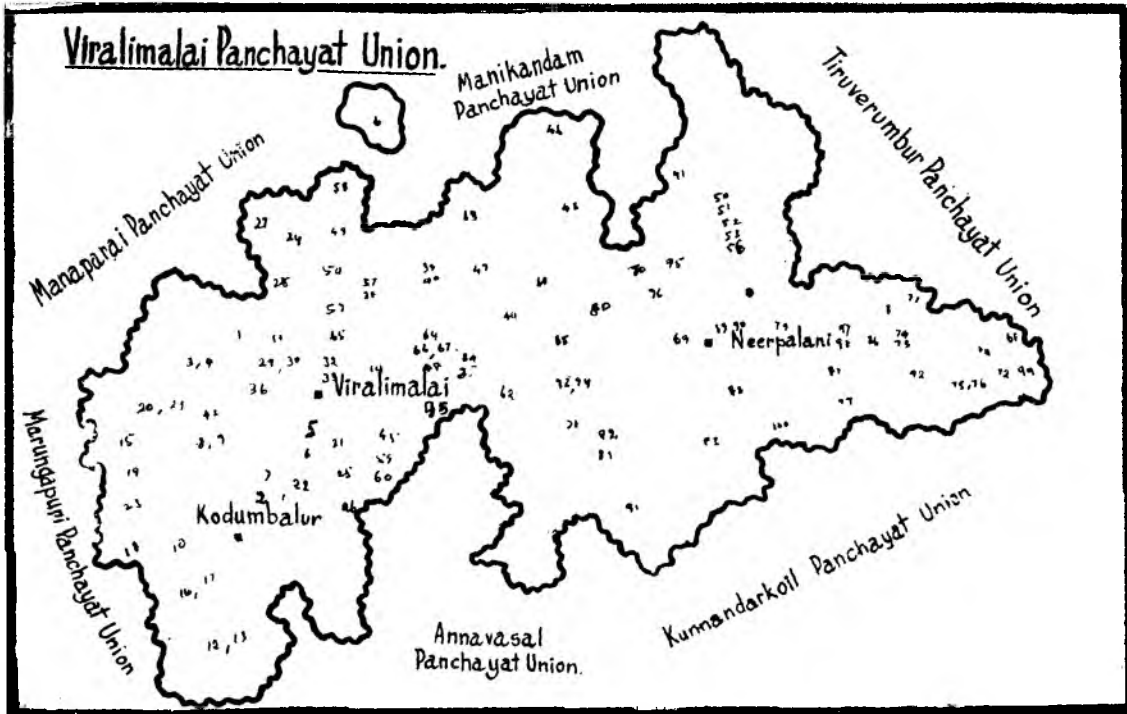
Generally the attendance is encouraging.

TABLE XIV
Participation of Learners in various Activities

Excursion	Formation of Clubs	Small Savings	Loan Facilities	Other benefits
Nil	70	Nil	Nil	Nil
Cultural activities		Meetings and Functions	Social work	
37		98	52	

S. No.	Centre No.	Name of the Centre	Names of the Animators	Sex
1	1	Alvanpatti	Ponniah	M
2	2	Athirivayal	Shanmugam	M
3	3	Attukarampatti	Mahalingam	M
4	4	Aykudivayal	Ayyakkannu	M
5	5	Brahadambalpuram	Bose	M
6	6	Echangadu	Tamilselvan	M
7	7	Echangadu	Muthulakshmi	F
8	8	Elayavayal	Shanmugam	M
9	9	Eluppaikudipatti	Bozen	M
10	10	Kanaiapatti	Murugaiyan	M
11	11	Kanniapatti	Jeyameri	F
12	12	Keeranur	Rathinam	M
13	13	Keeranur	Usha	F
14	14	Kotrapatti	Kannusamy	M
15	15	Kulathur	Sakthivelu	M
16	16	Kulathur	Kamatchi	F
17	17	Mangadevanpatti	Kaliaperumal	M
18	18	Marudur	Namchivayam	M
19	19	Mettupatti	Ganesan	M
20	20	Mosakudi	Kannusamy	M
21	21	Odukkur	Ayyakkannu	M
22	22	Odukkur	Srinivasan	M
23	23	Parapatti	Ponnusamy	M
24	24	Parapatti	Suganya	F
25	25	Pathipatti	Ramiah	M
26	26	Seemanur	Krishnamoorthy	M
27	27	Thayinipatti	Nagool	M
28	28	Thiruppur	Cbandrsekaran	M
29	29	Thirumalairayapuram	Mahalingam	M
30	30	Uppiliakudi	Pitchaimuthu	M
31	31	Uppiliakudi	Pushpam	F
32	32	Vadugapatti	Rathinam	M
33	33	Valamangalam	Narayanassamy	M
34	34	Kannankudi	Mariasowri	M
35	35	Kannankudi	Jeyamary	F
36	36	Killukkottai	Fathimajoseph	M
37	37	Killukkottai	Jeyaleelavathi	F
38	38	Kongathirayanpatti	Rajaji	M
39	39	Kulavaipatti	Innasimuthu	M
40	40	Keelananjur	Alamelu	F
41	41	Malayadipatti	Savarimuthu	M
42	42	Malayadipatti	Banumathi	F
43	43	Malapatti	Devasagayam	M
44	44	Malapatti	Philominmari	F
45	45	Malaputhuvayal	Thirunavukarasu	M
46	46	Nanjur	Chinnappan	M
47	47	Nanjur	Glavirmari	F
48	48	Nalathankalpatti	Ramalingam	M
49	49	Pallathupatti	Savarimuthu	M
50	50	Pallathupatti	Suganya	F
51	51	Puliyur	Swamikannu	M
52	52	Puliyur	Variam	F

S. No.	Centre No.	Name of the Centre	Names of the animator	Sex
53	53	Rasapatti	Nafismari	F
54	54	Savariyarpattiam	Namasivaya	M
55	55	Savariyarpattinam	Lillyarularasi	F
56	56	Seenivayal	Ramadas	M
57	57	Sengalur	Santhanam	M
58	58	Sengalur	Kamala	F
59	59	T. Keeliur	Lakshmanan	M
60	60	Thuravayal	Shamsuteen	M
61	61	Ulacankathanpatti	Thayamani	M
62	62	Visalur	Balashubramanian	M
63	63	Vennanmuthupatti	Sayarinathan	M
64	64	Veerapatti	Lurthuswmi	M
65	65	Valampatti	Alagan	M
66	66	Valiampatti	Chellapapa	F
67	67	Andakulam	Rangasami	M
68	68	Andakulam	Kaliammal	F
69	69	Aranipatti	Ramachandran	M
70	70	Killanur	Mookaiah	M
71	71	Killanur	Kanalyadivu	F
72	72	Koppampatti	Veerasami	M
73	73	Kunnandarkoil	Singaravelu	M
74	74	Kunnandarkoil	Muthulakshmi	F
75	75	Minnathur	Sapathathain	M
76	76	Nallapudianpatti	Iruthayasami	M
77	77	Nallapudianpatti	Ganasowntari	F
78	78	Papudianpatti	Thamarai	M
79	79	Pariyathampluddianpatti	Subramanian	M
80	80	Pariyathampluddianpatti	Mankairkarasi	F
81	81	Parampur	Natarasan	M
82	82	Pillaripatti	Subbarasu	M
83	83	Pooncalapatti	Sankarayadivelu	M
84	84	Pokishakaranpatti	Thirupathi	M
85	85	Ravasapatti	Babuarokiasami	M
86	86	Ravasapatti	Emaldamari	F
87	87	Rakathampatti	Sankaran	M
88	88	Sampatti	Mankairkarasi	F
89	89	Sanaiakudi	Govindasami	M
90	90	Thamandapatti	Rankasami	M
91	91	Thamandapatti	Valampal	F
92	92	Tholuthanpatti	Susilajayaseeli	F
93	93	Thamavoor	Kalimuthu	M
94	94	Udayalipatti	Pichirathanam	M
95	95	Udayalipatti	Muthulakshmi	F
96	96	Vithur	Ramakrishnan	M
97	97	Vithikoil	Nalini	F
98	98	Vathanakkottai	Govindaraju	M
99	99	Vathanakuruchi	Subramanian	M
100	100	Veerakudi	Muthu	M



The District Adult Education Officer, Pudukkottai distributing Certificates to the Animators in the Block Level Valedictory function held on 17-2-80 at Viralimalai.

**State Adult Education Programme
VIRALIMALAI BLOCK PROJECT REPORT
I PHASE 1980**

ESTABLISHMENT

1	Project Officer	...	Thiru R. P. R. Moorthy M.A. B.T.
2	Supervisors	...	1 Thiru C. Murugaiyan, B.Sc. B.Ed.
		...	2 Thiru C. Mani, B.Sc., B.Ed.,
		...	3 Thiru K. Subbiah, B.Sc., B.Ed.,
3	Office Assistant	...	Thiru G. Rethinavelu
4.	Basic Servant	...	Thiru M. Karikalan

STATE ADULT EDUCATION PROGRAMME

I Phase—1980

VIRALIMALAI BLOCK

Pudukkottai District

Adult Education—Aims and Objectives

The national Adult Education Programme was formally launched on the 2nd October 1978. The main aim of this Programme is to wipe out illiteracy and to raise the standard of living of the teeming millions who are below the poverty line by helping them improve their functionality and social awareness and also to give them a knowledge of what all the Government is doing to alleviate their suffering by explaining to them the various developmental activities undertaken by the Government in order to improve their economic and social status.

As far back as 1943, Mahatma Gandhi said "For the poor, education means food and clothing". For Gandhi, education was the primary method of development (N. A. E. P.) The 1st year—Book published by the Ministry of Education and Culture—October 1979). "Mass illiteracy is India's sin and shame and must be liquidated"—*Mahatma Gandhi*.

Adult Education aims at liquidating this "sin and shame" by its three pronged attack on illiteracy—Adult Education does not rest content with imparting literacy and numeracy skills but it also aims at raising their functionality and social awareness.

Adult Education emphasises the imparting of literacy skills to persons belonging to the economically and socially weaker sections of the society. The summum bonum of Adult Education is that it is

- a) relevant to the environment and learner's needs.
- b) flexible regarding duration, time, location, instructional arrangement etc.
- c) diversified in regard to curriculum, teaching and learning materials and methods and
- d) systematic in all aspects of organisation (N. A. E. P. An Outline. Booklet published by the Ministry of Education and social welfare 1979)

"As many as 75000 villages in India do not have a primary school at present. It has been estimated that in 2000 A. D. 40% of the world's illiterates will be in India. Adult Education is therefore, essential to tone up the knowledge and the consciousness of the vast majority of our people" (Paradigm for Adult Education—The Hindu dated 28—10—80).

The special feature of the Adult Education Programme is that Education is taken to the doorsteps of the Rural Adults at a time most convenient to them and the programme aims at imparting not only literacy skills but it tries to raise their functionality and social awareness as well,

STATE ADULT EDUCATION PROGRAMME

I Phase 1980

VIRALIMALAI—PUDUKKOTTAI DISTRICT

A Glimpse of the S. A. E. P.—Viralimalai

Ever since Independence our National Government has been waging a relentless war against illiteracy. In 1979 Tamilnadu Government selected 61 blocks for the implementation of the S. A. E. P. scheme. In Pudukkottai District, Annavasal, Kunnandarkoil and Viralimalai Unions have been selected under this scheme.

Democracy without education is meaningless. It is education and not freedom that makes a nation great but the situation prevailing in our country in this respect is not only distressing but also disgraceful.

Generally, educationally backward countries are economically backward and therefore all the members of the family even the smallest child join together to earn for bread. Sending a child to school will mean a sacrifice on the part of the parents as it involves a decrease in the income.

Of the total of 783 million illiterates in the world, about 579 million illiterates are found in Asia alone. That is why Asia is called the "Largest store house of illiterates" in the world.

The foregoing facts impress upon us the need and necessity for Adult Education Programme.

"The increase in the literacy ratio from 29.45% ten years ago (1971) to 36.17% in 1981 now is sizeable. But while the number of literates increased by 8.2 crores in the last ten years, the country also added 4.8 crores to the stock of illiterates" (The Hindu dated Sunday 22-3-81).

"It is distressing to note that Tamilnadu has slipped from the second to the third position in literacy rate among states, yielding its place to Maharashtra, the first being Kerala. According to 1981 census the percentage of literates in Tamilnadu is, males 57.19% (in 1971 it was 51.78%) and Females 34.12% (in 1971 it was 26.86%)". (The Hindu dated 24-3-81).

"Without Adult Education and Adult literacy it is not possible to have the range and speed of economic and social development which we require". Dr. V. K. R. V. Rao.

Selection of centres

The Deputy Inspector of schools of this range and the Panchayat Union Commissioner selected the centres keeping in view the backwardness of the locality, availability of local instructors and other minimum facilities like lighting, accommodation etc.

Selection of Personnel (a) ANIMATORS

Those who showed some interest in social service and dedication were selected as Animators by the Deputy Inspector of Schools. Preference was given to local residents. 100 animators were selected for all the 100 centres. Preference was given to day school teachers.

(b) SUPERVISORS:

Supervisors were interviewed and selected by the Chief Educational Officer Tiruchirappalli and all the three joined duty on 18—1—80. All are B. Ed., trained graduates. They are young and energetic and sincere to their vocation. Two Supervisors were incharge of 33 centres each and the third one was incharge of 34 centres.

Particulars of Learners:

Usually learners are within the age group 15—35. They are illiterates. Most of them live below poverty line. They are either agriculturists or agriculture labourers. (Table II, III & IV.)

Particulars of Centres:

Out of 100 centres 29 were electrified. 64 centers were run in school buildings. To suit the convenience of the learners who are mostly labourers the working hours were between 6 p. m. & 8 p. m. (Table IX, X & XI).

Training of Personnel:

Now a days training of personnel in any discipline is a must. The mind and soul of the individual has to be oriented towards the aims and objectives of the profession they have chosen.

The 100 animators were given training in two batches, from 12—12—79 to 21—12—79 and from 22—1—80 to 31—1—80. The training was given in St. Theresa Middle School Viralimalai.

The Animators were given one day inservice training every month. A pocket allowance of Rs. 6/- was given to them.

The Supervisors had their initial training at Thanjavur from 5—3—80 to 14—3—80. Then they were given orientation training for five days in the T. E. L. C. Higher Secondary School, Pudukkottai, from 26—8—80 to 30—8—80.

The Project officers had their initial training for 10 days from 5—3—80 to 14—3—80 in the Boiler Plant Girls' High School B. H. E. L. Kailasapuram, Tiruchirappalli. Then they underwent a training for five days in the S. L. B. Higher Secondary School, Nagarkoil from 22—7—80 to 26—7—80. Evaluation training for three days was conducted for the Project officers in the Government Teacher Training Institute for Women, Thanjavur, from 15—10—80 to 17—10—80.

Materials and Supplies:

The learners in the Adult Education centres were supplied free of cost the following materials.

1. Slates, 2. Slate Pencils, 3. Note Books, 4. Black lead Pencils, Books like "INIYA VAZHVAI NOKKI", "MUDHAL NOOL", and "OLI VILAKKU" were also supplied to these centres free of cost.

The centres were provided with 3 Hurricane lights and 2 Roll up black boards.

Plan of Implementation:

The Project is headed by a Project Officer with the following staff:

1. Assistant—1

STATE ADULT EDUCATION PROGRAMME

I Phase 1980

VIRALIMALAI—PUDUKKOTTAI DISTRICT

A Glimpse of the S. A. E. P.—Viralimalai

Ever since Independence our National Government has been waging a relentless war against illiteracy. In 1979 Tamilnadu Government selected 61 blocks for the implementation of the S. A. E. P. scheme. In Pudukkottai District, Annavasal, Kunnandarkoil and Viralimalai Unions have been selected under this scheme.

Democracy without education is meaningless. It is education and not freedom that makes a nation great but the situation prevailing in our country in this respect is not only distressing but also disgraceful.

Generally, educationally backward countries are economically backward and therefore all the members of the family even the smallest child join together to earn for bread. Sending a child to school will mean a sacrifice on the part of the parents as it involves a decrease in the income.

Of the total of 783 million illiterates in the world, about 579 million illiterates are found in Asia alone. That is why Asia is called the "Largest store house of illiterates" in the world.

The foregoing facts impress upon us the need and necessity for Adult Education Programme.

"The increase in the literacy ratio from 29.45% ten years ago (1971) to 36.17% in 1981 now is sizeable. But while the number of literates increased by 8.2 crores in the last ten years, the country also added 4.8 crores to the stock of illiterates" (The Hindu dated Sunday 22-3-81).

"It is distressing to note that Tamilnadu has slipped from the second to the third position in literacy rate among states, yielding its place to Maharashtra, the first being Kerala. According to 1981 census the percentage of literates in Tamilnadu is, males 57.19% (in 1971 it was 51.78%) and Females 34.12% (in 1971 it was 26.86%)". (The Hindu dated 24-3-81).

"Without Adult Education and Adult literacy it is not possible to have the range and speed of economic and social development which we require". Dr. V. K. R. V. Rao.

Selection of centres

The Deputy Inspector of schools of this range and the Panchayat Union Commissioner selected the centres keeping in view the backwardness of the locality, availability of local instructors and other minimum facilities like lighting, accommodation etc.

Selection of Personnel (a) ANIMATORS

Those who showed some interest in social service and dedication were selected as Animators by the Deputy Inspector of Schools. Preference was given to local residents. 100 animators were selected for all the 100 centres. Preference was given to day school teachers.

(b) SUPERVISORS:

Supervisors were interviewed and selected by the Chief Educational Officer Tiruchirappalli and all the three joined duty on 18—1—80. All are B. Ed., trained graduates. They are young and energetic and sincere to their vocation. Two Supervisors were in charge of 33 centres each and the third one was in charge of 34 centres.

Particulars of Learners:

Usually learners are within the age group 15—35. They are illiterates. Most of them live below poverty line. They are either agriculturists or agriculture labourers. (Table II, III & IV.)

Particulars of Centres:

Out of 100 centres 29 were electrified. 64 centres were run in school buildings. To suit the convenience of the learners who are mostly labourers the working hours were between 6 p. m. & 8 p. m. (Table IX, X & XI).

Training of Personnel:

Now a days training of personnel in any discipline is a must. The mind and soul of the individual has to be oriented towards the aims and objectives of the profession they have chosen.

The 100 animators were given training in two batches, from 12—12—79 to 21—12—79 and from 22—1—80 to 31—1—80. The training was given in St. Theresa Middle School Viralimalai.

The Animators were given one day inservice training every month. A pocket allowance of Rs. 6/- was given to them.

The Supervisors had their initial training at Thanjavur from 5—3—80 to 14—3—80. Then they were given orientation training for five days in the T. E. L. C. Higher Secondary School, Pudukkottai, from 26—8—80 to 30—8—80.

The Project officers had their initial training for 10 days from 5—3—80 to 14—3—80 in the Boiler Plant Girls' High School B. H. E. L. Kailasapuram, Tiruchirappalli. Then they underwent a training for five days in the S. L. B. Higher Secondary School, Nagarkoil from 22—7—80 to 26—7—80. Evaluation training for three days was conducted for the Project officers in the Government Teacher Training Institute for Women, Thanjavur, from 15—10—80 to 17—10—80.

Materials and Supplies:

The learners in the Adult Education centres were supplied free of cost the following materials.

1. Slates, 2. Slate Pencils, 3. Note Books, 4. Black lead Pencils, Books like "INIYA VAZHVAI NOKKI", "MUDHAL NOOL", and "OLI VILAKKU" were also supplied to these centres free of cost.

The centres were provided with 3 Hurricane lights and 2 Roll up black boards.

Plan of Implementation:

The Project is headed by a Project Officer with the following staff:

1. Assistant—1

2. Junior Asst. cum Typist—1 (This post has not been filled up ever since the inception of the Project).

3. Supervisors 3

4. Basic Servant 1

The centre is to run for one and half hours a day for 20 days in a month and on the whole it should run for 200 days. A Trekker (T N P 795) has been supplied to the District Adult Education Officer to be shared by the officer and the three Project Officers (SAEP) of this District.

The animators are given a monthly honorarium of Rs. 50/- and Rs. 5/- as contingent expenditure Besides this a sum of Rs. 10/- is paid every month for providing lighting facilities in the centres

Co. ordination of other Agencies:

This item of work forms the backbone of the scheme. By co-ordinating with the various Development department officials, the learners are motivated to a great extent and they get themselves involved in the various development schemes, and this provides ample opportunities for their economic uplift and also help them satisfy their felt needs.

Achievements:

At the Alagampatti village the Adult Education centre was held in a thatched shed. The learners took interest and got single point (Janata) electrification for this centre.

An Adult Education centre was run in the Panchayat Union Middle School at Naduppatti. The learners evinced much interest and they raised funds and electrified the school building and two tube lights were fitted in the building.

In Kadappillaiyarpatti village the animators helped some of the learners to get loans from the Nationalised Bank for the purchase of milch cattle.

In Kalappanur each learner planted a tree either in front of his house or in his field and celebrated Vanomahotsava.

Many of the learners who attended the Adult Education centres have become members of the co-operative match units (Small village units) started in this area.

Festivals and functions:

Almost all the centres celebrated the world Literacy Day. Local festivals were celebrated with great pomp. Independence day was celebrated in many centres.

Evaluation:

Evaluation is the process through which one can assess the attainment of the learners. Written evaluation test covering almost all the aspects of the scheme was conducted in each centre after the conclusion of 10 months.

The attainment of the learners was assessed on a three point scale. (1) Below average, (2) Average, (3) Above average.

After this the external evaluation was conducted on 28 th and 29-th November, 1980.

The following members served on the external evaluation committee.

1. Thiru. S. Ramalingam, B. A., B. L., *Commissioner, Panchayat Union, Viralimalai*
2. Thiru. A. Muthukrishnan, B. P., *Assistant Engineer (H & R W) Rural Roads, Viralimalai*
3. Thiru. V. Soundararajan, B. COM., *Branch Manager, Pudukkottati, Co-operative, Central Bank Viralimalai*
4. Thiru. S. S. Muthukrishnan, B. A., B. Sc., B. T., *Project Officer, S. A. E. P., Annavasal*
5. Thiru. P. Veeramuthu, B. A., *Assistant Commercial Tax Officer, Viralimalai*

Literacy and Numeracy attainment:

Grade I	Grade II	Grade III	Total
2074	433	115	2622

Valedictory Functions:

Each animator arranged a valedictory function in his centre. This was followed by the block level function held on 17—12—80. The Chief Educational officer, Pudukkottai. Thiru V. K. Hasthamalak presided over the function. Thiru T. Marimuthu, M. L. A. of this constituency distributed certificates to the learners. The District Adult Education Officer, distributed certificates to the animators.

The District level function was celebrated (comprising of all the 300 centres in the three blocks where the S. A. E. P. is in operation) on 20—12—80. Our revered Director Tmt. Stella Soundararaj, M.Sc., (Lon) B.T.Ph.D. presided over the function Honourable Thiru R.M. Veerappan Minister for Endowments, distributed the certificates to the learners.

Finance

The Government supplied the learning materials to all the learners free of cost. The following is the details of expenditure incurred for the year 1980—'81.

No.	Details	Amount of expenditure up to March, 1981
1	Pay	44,236 05
2	D. A.	2,570 90
3	O. A.	375 15
4	T. A.	4,888 25
5	O. C.	3,593 40
6	Honorarium	50,000 00
7	Materials and supplies	15,900 00
8	Other items	17,874 00
9	Furniture	1,872 00

Conclusion:

It is no exaggeration, if we say that the Adult Education Programme is a boon to the poor adult illiterates of Rural India. Every one has begun to understand the important role of Adult Education Programme. A silent revolution is taking place in our country in the field of education through this Adult Education Programme.

It is not out of place to quote the words of Swami Vivekananda. 'So long as the millions live in hunger and ignorance, I hold every man a traitor, who, having been educated at their expense, pays not the least heed to them. Our great National sin is the neglect of the masses and that is the cause of our downfall. No amount of politics would be of any avail until the Masses in India are once more well educated, well fed and well cared for''

VISIT REMARKS ABOUT THE CENTRES

KODUMBALUR CENTRE [Male]

To-day I visited the Centre at 7-30 p. m. (Thiru Mani, Supervisor and Thiru Palani, Animator were in the centre). Literacy and numeracy attainment is good. The learners were able to write what they read. The development schemes implemented at the block Level were discussed. General knowledge is good. It will be useful if an integrated plan is prepared for the all round development of the learners.

Sd.....

(V. K. HASTHAMALAK)

17-6-80

District Adult Education Officer,
Pudukkottai

MANDAIYUR CENTRE [Female]

This centre was visited today. Mental sums were given. Learners sang melodiously. The lesson on deficiency diseases was taught. The importance of small savings was explained.

Bharathiar's song "கும்மியடி பெண்கள் நாடு முழுவதும் கும்மியடி" was sung by the learners. Proper rhythm and action was taught to them.

Sd.

(T. P. MURUGESAN)

10-10-80

District Adult Education Officer
Pudukkottai

TABLE I
DISTRIBUTION OF CENTRES ACCORDING TO SEX

Sl. No.	Name of Block	No. of centres			
		Men	Women	Mixed	Total
1	Viralimalai	54	31	15	100

Inference

Paucity of Educated women in the rural areas and the lack of interest on the part of Rural womenfolk is the cause of less number of women centres

TABLE II
DISTRIBUTION OF LEARNERS ACCORDING TO CASTE

Sl. No.	Name of the block	S. C.			S. T.			Others			Total		
		M	W	T	M	W	T	M	W	T	M	W	T
1	Viralimalai	421	211	632	Nil	Nil	Nil	1265	725	1990	1686	936	2622

Percentage of S. C. Learners 24%

TABLE III
DISTRIBUTION OF LEARNERS BY AGE

S. No.	Name of the Block	Below 15			15-35			Above 35			Total		Total
		M	W	T	M	W	T	M	W	T	M	W	
1	Viralimalai	20	80	100	1587	845	2432	79	11	90	1686	936	2622

15—35 age group 93%

TABLE IV
DISTRIBUTION OF LEARNERS BY OCCUPATION

S. No.	Name of the Block	Agri-culturist	Agri Labourers	Artisans	Self emp.	Business men	Casual Labourers	Total
1	Viralimalai	1440	1035	3	113	5	26	2622

This table reveals the fact that agriculture is the major occupation in this area. There are no industries

Agriculturists and Agriculture labourers form the bulk of the learners—94%.

TABLE V

Distribution of animators by age

S. No.	Name of the block	15-24			25-29			30-34			35-54			55 & above			Total		
		M	W	T	M	W	T	M	W	T	M	W	T	M	W	T	M	W	T
1	Viralimalai	7	10	17	6	10	16	12	5	17	39	11	50	64	36	100

50% of the animators come under the age group 35-54.

TABLE VI

Distribution of animators by Qualification

S. No.	Name of the Block	Day School Teachers			Unemployed Teachers			Retired persons			Ex-service Men			Others			Total		
		M	W	T	M	W	T	M	W	T	M	W	T	M	W	T	M	W	T
1	Viralimalai	57	11	68	1	2	3	Nil	Nil	6	23	29	64	36	100				

68% of the animators are Day School Teachers

TABLE VII

DISTRIBUTION OF ANIMATORS BY COMMUNITY

Sl. No.	Names of Blocks	Scheduled Caste			Scheduled Tribes			Others			Total		
		M	W	T	M	W	T	M	W	T	M	W	T
1	Viralimalai	11	2	13	53	34	87	64	36	100

S. C. animators 13%

TABLE VIII

DISTRIBUTION OF ANIMATORS BY RESIDENCE

Sl. No	Blocks	In the same locality			Within 1 Km.			More than 1 Km			Total		
		M	W	T	M	W	T	M	W	T	M	W	T
1	Viralimalai	28	24	52	4	4	8	32	8	40	64	36	100

Preference was given to local residents.

52% of the animators live in the same area where the centre is located.

TABLE IX
DISTRIBUTION OF CENTRES BY FACILITIES

S. No.	Name of the Block	Electrified	Non-electrified	Total
1	Viralimalai	29	71	100

29% of the centres are electrified.

This shows the backwardness of this area.

TABLE X
DISTRIBUTION OF CENTRES BY LOCATION

S. No.	Blocks	School Building	Private Houses	Panchayat offices	Reading room	Balwadi centres	Voc. trg centre	Public Buildings	Others	Total
1	Viralimalai	64	22	3	4	7	100

TABLE XI
DISTRIBUTION OF CENTRES BY WORKING HOURS

S.No.	Block	6 a. m. to 10 a. m.	10 a. m. to 1 p. m.	1 p. m. to 4 p. m.	4 p. m. to 6 p. m.	6 p. m. to 8 p. m.	8 p. m. and above	Total
1	Viralimalai	—	—	—	—	64	36	100

Working hours was fixed to suit the convenience of the learners.

TABLE XII
DISTRIBUTION OF CENTRES VISITED BY THE DEVELOPMENTAL DEPARTMENT OFFICIALS

S. No.	Block	Agriculture	Animal husbandary	Co-operation	Helth	Industry	Social welfare	Others	Total
1	Viralimalai	29	63	31	42	10	30	13	218

E. O. Animal husbandary has visited more number of centres followed by the Health Department.

TABLE XIII
DISTRIBUTION OF CENTRES BY ATTENDANCE

S. No.	Name of the Block	Below 10	10-20	20-30	30 and above	Total
1	Viralimalai	Nil	41	51	8	100

Generally the attendance is encouraging.

TABLE XIV
PARTICIPATION OF LEARNERS IN VARIOUS ACTIVITIES

S. No.	Name of the Block	Excursion	Formation of Clubs	Small Savings	Loan Facilities	Other Benefits
1	Viralimalai	Nil	30	50	382	Nil

S. No.	Name of the Block	Cultural activities	Meetings and functions	Social work
1	Viralimalai	587	245	224

Learners evince more interest in cultural activities because they have no other recreational facilities in the interior villages. After the day's toil and noit they relax themselves in such activities.

State Adult Education Programme, Viralimalai (Block)

List of Centres, Animators and Sex of the First Phase of the Programme

1980-1981

S. No.	Name of the Centres	Name of the Animators	Sex
1	Athippallam	A. Arokkiam	M
2	Idayapatty	A. P. Sadasivam	M
3	Kavarapatty	P. Mookkan	M
4	Kavarapatty	P. Sellam	F
5	Kattupatty	M. Poongothi	F
6	Kaniyalanpatty	C. Jayalakshmi	F
7	Kalappanur	M. Elumalai	M
8	Kodumbalur	M. Palani	M
9	Kodumbalur	T. Pushpavalli	F
10	Kasavanur	P. Jeyaraman	M
11	Manamettupatty	S. Arulmozhi	F
12	Meenaveli	R. Kannan	M
13	Meenaveli	S. Rani	F
14	Mathiripatty	L. Saraswathi	F
15	Patnapatty	U. Daniel	M
16	Poolangulam	A. Kittu	M
17	Poolangulam	K. Anguthai	F
18	Pothapatty	P. Saroja	F
19	Poiamani	V. Krishnamoorthy	M
20	Rajalipatty	P. Subramani	M
21	Rajalipatty	S. Sellammal	F
22	Ramakkavandampatti	N. Krishnamoorthy	M
23	Seethapatty	S. Kanagaraj	M
24	Sevalpatty	P. Krishnan	M
25	Sangampatty	R. Moorthy	M
26	Thennambady	R. Kittappa	M
27	Thengaithinnaipatty	M. Sulochana	F
28	Viruthapatty	D. V. Sivaramalingam	M
29	Vanathiriyampatty	T. P. Muthaiah	M
30	Vanathiriyampatty	R. Sajidabegam	F
31	Viralur	V. Pankajam	F
32	Viralimalai	V. Pitchaipillai	M
33	Viralimalai	K. Kasthuri	F
34	Akkalnayakkanpatti	B. Ganaranjitham	F
35	Akkalnayakkanpatti	R. Alagarsamy	M
36	Alangampatty	A. Raju	M
37	Boothakkudy	R. Sethumadavan	M
38	Boothakkudy	A. Krishnaveni	F
39	E. Mettupatty	R. Selvaraj	M
40	E. Mettupatty	S. Santhi	F
41	Ichaikkanalaipatty	P. Palaniappan	M
42	Kodalikkudy	N. Mariappan	M
43	Kalimangalam	Pulavar. Mani	M
44	Kavandampatty	R. Chinnathambi	M
45	Kulavaippatty	S. Susaiprakasam	M
46	Kunnathur	S. Saravanavelu	M
47	Kumarapatty	A. Francis	M
48	Kurinchipatty	M. Prema	F
49	Kalkudy	A. Santhanam	M
50	Mathur	R. Pitchaimani	M
51	Mathur	B. Senthilvadivel	M
52	Mandajyur	M. Joshi	M
53	Mandaiyur	T. Padmavathi	F
54	Mayboothakkudy	S. Venkatesan	M
55	Mullaiyur	V. A. Selvaraj	M

S. No.	Name of the Centres	Name of the Animators	Sex
56	Nathakkadu	R. Ashokkumar	M
57	Poruvai	S. A. M. Hasamohaideen	M
58	Parapattu	C. Nallu	M
59	Rajagri	S. Muthukkaruppaiah	M
60	Rajagri	S. Senbagavalli	F
61	Sevanthiandipatty	R. Mani	M
62	Surioor	S. Raju	M
63	Saralapatty	P. Kamala	F
64	V. Pudupatty	A. Ramalingam	M
65	Vadukapatty	A. Vasuki	F
66	Velur	P. Durairaj	M
67	Velur	K. Subbulakhsami	F
68	Alangudipatty	S. Jeganathan	M
69	Avaiarpatty	V. Ganamani	F
70	Avoor	S. Mariyapushpam	F
71	Chinnapandurapatty	D. G. Rajaiah	M
72	Ettukalpatty	S. Sokkalingam	M
73	Ilakkumanapatty	P. Chinnathambi	M
74	Ilakkumanapatty	R. Thamilrasi	F
75	Kadappillaiarpatty	N. Arjunan	M
76	Kadappillaiarpatty	P. Pakkiam	F
77	Kalamavur	K. Boobathi	M
78	Kallupatty	A. Noorjahan	F
79	Karappattu	P. Angamuthu	M
80	Madayanaipatty	A. Arputhamari	F
81	Malampatty	R. Rethinam	M
82	Malampatty	S. Philominmeri	F
83	Maruthampatty	M. Wiliam	M
84	Marungipatti	R. Savarimuthu	M
85	Muthukrishnapatti	C. Snnappan	M
86	N. Keelapatty	A. Chinnappan	M
87	Nadupatty	J. Steephandevadasan	M
88	Nariyapatty	P. Murugesan	M
89	Neerpazhani	V. Murugan	M
90	Neerpazhani	K. Indira	F
91	Pakkudy	R. Rajendiran	M
92	Palandampatty	S. Krishnamoorthy	M
93	Perambur	C. Arumugam	M
94	Perambur	A. Thahira	F
95	Sengalakkudy	C. Rosali	F
96	S. Melapatty	M. Perianayagam	F
97	T. Nallur	P. Manikkam	M
98	T. Nallur	Tmt. Veeramani	F
99	Thennathiriyapatty	K. Periasamy	M
100	Vilapatty	M. Mani	M

PREFACE

It is with pleasure I submit the consolidated particulars of all the Districts covering the State Adult Education Programme. This gives a clear picture of all the various activities, nature of centres, the various development agencies involved, the bio-data of animators and learners. In short it is a well tabulated data that helps to know the exact progress the scheme has made, at a glance.

I should add here that this finalisation of this consolidation and bringing out a project report was mooted out in the seminar at Madras when our distinguished Guest and ^{vice} Chairman State Adult Education Board Padmasri N. D. SUNDARAVADIVELU, delivered the key note address, under the presidentship of Hon'ble Thiru C. Aranganayagam, Minister for Education;

I am happy that the State Adult Education Programme has gained momentum as a powerful impact to wipe out illiteracy in Tamilnadu.

T. P. MURUGESAN, B. A., B. T.,
*District Adult Education Officer,
Pudukkottai District.*

TABLE I**DISTRIBUTION OF CENTRES ACCORDING TO SEX IN THE DISTRICTS**

Sl. No.	District	No. of Blocks	No. of centres			
			Men	Women	Mixed	Total
1	Chingleput	5	214	249	36	499
2	Coimbatore	3	94	114	91	299
3	Dharmapuri	5	252	231	6	489
4	Kanyakumari	5	54	380	66	500
5	Madurai	6	295	144	52	491
6	Nilgiris	4	133	238	29	400
7	North Arcot	5	244	237	19	500
8	Periyar	1	41	27	32	100
9	Pudukkottai	3	177	92	31	300
10	Ramanathapuram	3	109	111	80	300
11	Salem	4	180	156	64	400
12	South Arcot	5	289	175	35	499
13	Thanjavur	5	244	232	14	490
14	Tirunelveli	4	163	208	29	400
15	Tiruchirappalli	4	119	158	122	389
Total		61	2608	2752	706	6066

TABLE I**Distribution of centres according to Sex in the Districts**

The first phase of the State Adult Education Programme functioned in 61 Blocks, each block with 100 centres.

7 Districts had 5 blocks each (Chingleput, Dharmapuri, Kanyakumari, Madurai, North Arcot, South Arcot, and Thanjavur)

4 Districts had 4 blocks each (Nilgiris, Salem, Thirunelveli and Tiruchy)

3 Districts had 3 blocks each (Coimbatore, Pudukkottai and Ramnad)

Periyar was the single District which had only one Project.

Out of the 6066 centres, Women centres formed the largest percentage being 45.4% Men centres being 43% and Mixed centres being 11.6% only 4 Districts had more than half the number of centres for women (Kanyakumari 76%, Nilgiris 60%, Tirunelveli 52%, Chingleput 50%). Two Districts had less than 30% for women, Madurai 29% and Periyar only 27%. Two Districts had the highest percentage of Mixed centres Periyar 32% and Madurai 30%. It is very impressive from a study of Table I, to note that Kanyakumari sets the example to open more and more women centres in the future in other Districts also.

9 Districts had continued all the number of centres throughout the I phase (Dharmapuri, Thanjavur and Madurai had discontinued the functioning of about 10 centres each.

TABLE II
DISTRIBUTION OF LEARNERS ACCORDING TO COMMUNITY

Sl. No.	Name of the District	Scheduled Caste				Scheduled Tribe			
		Men	Women	Total	%	Men	Women	Total	%
1	Chingleput	4411	4245	8656	50.6	114	51	165	1
2	Coimbatore	1963	1277	3240	35
3	Dharmapuri	2145	1907	4052	24	276	258	534	4
4	Kanyakumari	594	2808	3402	19.41
5	Madurai	4852	2249	7101	39
6	Nilgiris	1056	1639	2695	28.5	409	331	740	7.25
7	North Arcot	2909	2528	5437	28.4	142	93	235	1.2
8	Periyar	675	407	1082	30.7
9	Pudukkottai	1545	748	2293	24.55	2	0	2	...
10	Ramanathapuram	1869	1776	3645	35
11	Salem	2757	1980	4737	35.59	348	115	463	3.48
12	South Arcot	5131	1931	7062	36	8	...	8	...
13	Thanjavur	5675	5536	11211	65.6	1	6	7	...
14	Tirunelveli	2280	2932	5212	34	13	9	22	16
15	Tiruchirappalli	2806	3128	5934	43	97	341	438	3
Total		40668	35091	75759		1410	1204	2614	

TABLE II
DISTRIBUTION OF LEARNERS ACCORDING TO COMMUNITY

Sl. No.	Name of the District	Other				Grand Total
		Men	Women	Total	%	
1	Chingleput	3573	4694	8267	48.4	17,088
2	Coimbatore	2909	3243	6152	65	9,392
3	Dharmapuri	6215	5404	11619	72	16,205
4	Kanyakumari	2301	11820	14121	80	17,523
5	Madurai	7153	3801	10954	61	18,055
6	Nilgiris	2228	4909	7137	64.70	10,572
7	North Arcot	6762	6654	13416	70	19,088
8	Periyar	1155	1085	2240	69.3	3,322
9	Pudukkottai	4733	2313	7046	75.4	9,341
10	Ramanathapuram	3248	3373	6621	61	10,266
11	Salem	4442	3668	8110	60.9	13,310
12	South Arcot	6580	4454	11034	64	18,104
13	Thanjavur	2574	3127	5701	34.4	16,919
14	Tirunelveli	4131	5769	9900	65.4	15,134
15	Tiruchirappalli	3540	3693	7233	54	13,605
Total		61544	68007	129551		2,07,924

TABLE II
Distribution of Learners According to Community
(REVIEW)

Introduction

The total number of adults in the age group 15-35 years brought under instruction in the State Adult Education Programme is 2,07,924. It is a notable and encouraging feature that the number of women literates is 1,04,302 as against the men literates of 1,03,622. This already shows that there is more awareness among women about their being educated. A similar feature in regard to the enrolment of Scheduled Caste (both men and women) can be revealed by a glance at the Table.

Scheduled Castes:

The total number of scheduled caste learners is 75,759 which is 34.8% of the total enrolment. Out of this 40,668 are men and 35,091 are women. Thanjavur comes first in respect of enrolment of Scheduled Caste people the percentage being 65.6 while Kanyakumari District touches a percentage of 20. This is due to the fact that Kanyakumari District already stands first in literacy rate among other Districts of the State including Scheduled Caste while in Thanjavur District the Scheduled Caste people who are working in the farms from very early days had been given very little or no chance of being educated (or sent to school) as they had to be with their parents for the whole day. The state Adult Education Programme has now given them the opportunity of getting some literacy and which enables these depressed people feel happy of having been educated to some extent.

However the number of women brought under this scheme is less than that of men except in the case of Kanyakumari, Nilgiris, Tirunelveli and Tiruchy Districts. This is, perhaps, due to the reason that more attention was paid for enrolling more women in those districts. It is planned to bring more illiterate women under instruction in the future phases of the programmes.

The percentages worked out here are only with reference to the total number of adults enrolled.

Scheduled Tribes

The total percentage of enrolment of Scheduled Tribe to that of the total number of learners is just 1.4 only. This is due to the number of low Scheduled Tribe population in this State. The enrolment is 7.25%, 4%, 3.5% and 3% in the Nilgiris, Dharmapuri and Salem Districts respectively where there are hill areas. Steps are being taken to achieve cent percent coverage under the succeeding Adult Literacy Schemes. The number of women attending Adult Education centres in these areas is slightly less than that of men i. e. 1204 as against 1410. The total number of Scheduled Tribe learners is 2614.

Other Communities

Among other communities, 1,31,215 adults have been enrolled out of whom 68,649 are women and 61,561 are men again hereby showing an increase in the enrolment of women. This also clearly shows that there is an awakening among women for getting some education. There is an average record of 60% enrolment among other communities with reference to the total enrolment.

At this rate of enrolment we expect to reach the maximum or even cent percent coverage of literacy among all communities within two or three years.

TABLE III
DISTRIBUTION OF LEARNERS ACCORDING TO AGE GROUP

Sl. No.	District	Below 15 age			15 to 35		
		Men	Women	Total	Men	Women	Total
1	Chingleput	372	536	908	6872	7756	14628
2	Coimbatore	2	46	48	4 78	3983	8261
3	Dharmapuri	32	46	78	8219	6762	14921
4	Kanyakumari	2649	12889	15538
5	Madurai	11596	5808	17404
6	Nilgiris	75	110	185	3259	6385	9644
7	North Arcot	9594	8861	18455
8	Periyar	1821	1480	3301
9	Pudukkottai	74	118	192	5935	2892	8827
10	Ramanathapuram	4729	4882	9611
11	Salem	6117	4867	10984
12	South Arcot	119	166	285	10592	5981	16573
13	Thanjavur	18	39	57	6717	7071	13788
14	Tirunelveli	5239	7836	13075
15	Tiruchirappalli	16	29	45	5929	6488	12417
Total		708	1090	1798	93546	93921	187467

TABLE III
DISTRIBUTION OF LEARNERS ACCORDING TO AGE GROUP

Sl. No.	Name of the District	35 and above			Total		
		Men	Women	Total	Men	Women	Total
1	Chingleput	854	698	1552	8098	8990	17088
2	Coimbatore	592	491	1083	4872	4520	9392
3	Dharmapuri	385	761	1146	8636	7569	16205
4	Kanyakumari	246	1739	1985	2895	14628	17523
5	Madurai	409	242	651	12005	6050	18055
6	Nilgiris	359	384	743	3693	6879	10572
7	North Arcot	219	414	633	9813	9275	19088
8	Periyar	9	12	21	1830	1492	3322
9	Pudukkottai	271	51	322	6280	3061	9341
10	Ramanathapuram	388	267	655	5117	5149	10266
11	Salem	1430	896	2326	7547	5763	13310
12	South Arcot	1008	238	1246	11719	6385	18104
13	Thanjavur	1515	1559	3074	8250	8669	16919
14	Tirunelveli	1185	874	2059	6424	8710	15134
15	Tiruchirappalli	498	645	1143	6443	7162	13605
Total		9368	9271	18639	103622	104302	207924

TABLE III
Distribution of Learners According to the Age Group

In general in all the Districts the average percentage of enrolment between the age group 15 to 35 is 90.2%. Periyar district exceeds all the other districts with a percentage of 96.7 percent and Thanjavur with 81.5 percent is at the lowest in the group.

In the age group 35 and above more admission is found in Thanjavur, and the least in the Periyar District. In the age group 15 to 35 none of the districts fall below 80%.

TABLE IV
LEARNERS BY OCCUPATION

Sl. No.	Name of the District	Agriculturists	Agricultural Labourers	Artisan	Self employed	Business
1	Chingleput	4519	6140	1387	199	116
2	Coimbatore	1403	4992	211	76	43
3	Dharmapuri	6825	4371	1251	751	374
4	Kanyakumari	1017	4914	1355	1822	479
5	Madurai	5550	10031	413	69	48
6	Nilgiris	4684	5568
7	North Arcot	6945	9123	439	424	152
8	Periyar	498	865	150	198	129
9	Pudukkottai	4858	3089	154	290	146
10	Ramanathapuram	3939	4689	81	99	44
11	Salem	2683	6959	352	465	65
12	South Arcot	9029	5278	100	90	175
13	Thanjavur	2420	9769	1955	129	199
14	Tirunelveli	6818	5410	673	124	53
15	Tiruchirapalli	7951	3272	341	202	...
Total		69139	84470	8868	4944	2023

TABLE IV
LEARNERS BY OCCUPATION

Sl. No.	District	Casual labour	Others	Total
1	Chingleput	3744	983	17088
2	Coimbatore	1934	733	9392
3	Dharmapuri	1922	711	16205
4	Kanyakumari	4449	3487	17523
5	Madurai	1685	1269	18055
6	Nilgiris	250	70	10572
7	North Arcot	922	1083	19088
8	Periyar	1217	265	3322
9	Pudukkottai	790	8	9341
10	Ramanathapuram	420	994	10266
11	Salem	2068	718	13310
12	South Arcot	2784	642	18104
13	Thanjavur	2285	162	16919
14	Tirunelveli	185	1871	15134
15	Tiruchirapalli	1544	295	13605
Total		25198	13291	207924

TABLE IV
Learners by occupation

The majority of learners are labourers, their number is 84470. They form 40% of the total number of learners. Agriculturists form 33% of the total learners, who had benefitted by this scheme.

Casual labourers are next in this list with 12.4% of the learners totalling to 25189 out of the total learners.

The maximum number of learners are labourers. Madurai with 10031 (60%) and the Nilgiris 5568 (55%) top the list. Next we find Tanjore with 9769 and Coimbatore 4992 working out to 5% of the total enrolled in their districts. Also in this category we find Trichy with 3272 (22%), Periyar with 865 (26%) and Dharmapuri with 4371 (27%) find themselves in the lower rungs of the ladder.

Next in Agriculture we find South Arcot with 9029 and Pudukkottai with 4858 employing about 5% of the learners of the districts. Also Trichy 7951 (51%) comes next. Kanyakumari with 101 (7%) Coimbatore 1403 (12%) Tanjore 2420 (13%) come at the far end of the series.

Ten to Casual labourers, Periyar 1219 (39%), Chengalpet 3744 (22%) are in the top of the list. Also we find Dharmapuri 1922 (12%) Ramnad 420 (4%) North Arcot 922 (4.7%) are the tail end of the series.

With regard to Artisans we find that Thanjavur with 1955 (11.6%), Chengalpet 1387 (7.5%) Dharmapuri 1251 (7%) top the list. Also Ramnad with 81 (0.008%) Pudukkottai 154 (0.22%) and South Arcot 106 (0.6%) are at the far end of the list.

Next from the table with regard to self-employed learners we find that Periyar 198 (6%), Salem 45 (3%) Dharmapuri 751 (4%) are the top runners. Also Madurai 69 (0.003%) South Arcot 9 (0.5%) Thanjavur 129 (0.7%) are the lowest in the list.

Next, the business men who have benefitted are as follows:-Periyar 129 (3.8%) Dharmapuri 374 (3.3%) are the topped and the least are at Tirunelveli 53 (0.003%) and Madurai 48 (0.002%)

Finally with regard to others in the series we find, Tirunelveli 1871 (12%), Ramnad 994 (9%) Coimbatore 733 (8%) are the toppers. Also we find the Nilgiris 70 (0.7%) Pudukkottai 8 (0.9%), Thanjavur 162 (1%) are the least.

TABLE V
DISTRIBUTION OF ANIMATORS BY AGE GROUP

Sl. No	Name of the District	15-24			25-29			30-34		
		M	F	T	M	F	T	M	F	T
1	Chingleput	47	83	130	54	64	118	40	36	76
2	Coimbatore	11	32	43	16	18	34	55	39	94
3	Dharmapuri	2	88	90	46	68	114	81	45	126
4	Kanyakumari	8	198	206	26	144	170	19	57	76
5	Madurai	56	51	107	64	40	104	64	40	100
6	Nilgiris	18	137	155	64	61	125	37	20	63
7	North Arcot	55	144	199	81	45	126	45	32	77
8	Periyar	25	20	45	12	12	24	0	3	9
9	Pudukkottai	17	28	45	21	19	40	42	15	57
10	Ramanathapuram	42	44	80	66	33	99	37	12	49
11	Salem	63	73	130	35	28	03	32	29	61
12	South Arcot	48	85	133	52	62	114	67	32	99
13	Thanjavur	25	90	115	36	42	78	55	37	92
14	Tirunelveli	15	50	65	10	30	40	24	34	58
15	Tiruchirapalli	36	102	138	26	39	65	46	28	74
Tot. I		468	1225	1693	609	705	1314	650	461	1111

TABLE V
DISTRIBUTION OF ANIMATORS BY AGE GROUP

Sl. No.	Name of the District	35—54			55 and above			Total		
		M	F	T	M	F	T	M	F	T
1	Chingleput	80	80	166	4	3	7	231	266	497
2	Coimbatore	84	81	115	8	5	13	174	125	299
3	Dharmapuri	114	38	112	5	2	7	248	241	489
4	Kanayakumari	14	25	39	6	2	8	73	426	499
5	Madurai	144	19	163	13	4	17	341	150	491
6	Nilgiris	26	20	46	...	2	2	145	246	391
7	North Arcot	71	20	91	6	1	7	258	242	500
8	Periyar	9	11	20	2	...	2	54	46	100
9	Pudukkottai	115	29	144	6	2	8	198	92	290
10	Ramanathapuram	37	23	60	2	...	2	184	112	296
11	Salem	96	34	130	5	1	6	231	165	396
12	South Arcot	138	13	151	2	...	2	307	192	499
13	Thanjavur	122	56	178	11	11	22	249	236	485
14	Tirunelveli	123	94	217	10	9	19	182	217	399
15	Tiruchirappalli	86	34	120	1	1	2	195	204	399
Total		1265	527	1792	81	43	124	3070	2976	6030

TABLE V
Distribution of Animators by Age Group

From this table it is seen that 6030 Animators are working in 6067 centres functioning under the State Adult Education Programme in 61 Blocks. From this it is clear that 37 Animators are conducting two centres each. Only about 40% of the Animators are in the ideal age group 25—35.

In the age group 30—34, 35—54 and 55 and above men are more interested in the field than women. But in the age group 15—24, 25—29 ladies are more interested to come in the field of Adult Education. This shows a gradual progress among the womenfolk of Tamil Nadu to participate in the field.

TABLE VI
ANIMATORS BY CATEGORY VISE

Sl. No.	District	Day School Teachers			Unemployed Teachers			Retired Teachers		
		M	W	T	M	W	T	M	W	T
1	Chingleput	132	114	246	13	1	14	40	37	77
2	Coimbatore	154	70	224	7	6	13	2	...	2
3	Dharmapuri	242	70	312	4	34	38
4	Kanyakumari	27	22	49	16	29	45	1	...	1
5	Madurai	199	33	232	21	5	26	9	...	13
6	Nilgiris	62	23	85	52	12	64	1	...	1
7	North Arcot	97	23	120	25	33	58	4	...	4
8	Periyar	19	9	28	2	...	2
9	Pudukkottai	169	44	213	7	5	12	1	...	2
10	Ramanathapuram	55	25	80	15	3	18	2	...	2
11	Salem	130	50	180	11	3	14	3	...	3
12	South Arcot	240	33	273	24	39	63
13	Thanjavur	181	87	268	4	...	4	5	...	7
14	Tirunelveli	165	142	307	3	8	11
15	Tiruchirappalli	114	47	161	13	13	26
Total		1986	792	2778	217	189	408	68	4	112

TABLE VI**ANIMATORS BY CATEGORY WISE**

Sl. No.	District	Ex-servicemen			Unemployed youth and others			Total		
		M	W	T	M	W	T	M	W	T
1	Chingleput	1	...	1	45	114	159	231	266	497
2	Coimbatore	1	...	1	10	49	59	174	125	299
3	Dharmapuri	2	137	139	248	241	489
4	Kanyakumari	29	375	404	73	426	499
5	Madurai	112	108	220	341	150	491
6	Nilgiris	30	211	241	145	246	391
7	North Arcot	1	...	1	131	186	317	258	242	500
8	Periyar	33	37	70	54	46	100
9	Pudukkottai	21	42	63	198	92	290
10	Ramanathapuram	112	84	196	184	112	296
11	Salem	87	112	199	231	165	396
12	South Arcot	43	120	163	307	192	499
13	Thanjavur	59	147	206	249	236	485
14	Tirunelveli	14	67	81	182	217	399
15	Tiruchirappalli	68	144	212	195	204	399
Total		3	...	3	796	1933	2729	3070	2960	6030

TABLE VI**Animators by Category Wise**

In the first phase of 61 National Adult Education Projects 6030 animators have worked. In this 3070 were Men (50.7%) and 2960 were Women (49.3%) animators.

Among the animators 46% were School Teachers; 7% were unemployed trained teachers; 2% were Retired Persons and 45% were unemployed youths.

Five districts had more than 50% as Women animators. They were Kanyakumari (85%); Nilgiris (63%); Chingleput (54.3%); Tirunelveli (54%) and Trichy (51%).

More than 50% of animators were unemployed youths in seven districts. They were Kanyakumari (81%); Periyar (70%); Ramnad (65%); North Arcot (63%); Nilgiris (60%); Trichy (53%); and Salem (50%).

Chingleput, Coimbatore and North Arcot Districts employed Ex-servicemen also as animators.

In ten districts retired persons came forward to work as animators. The total number of such animators was 112.

408 unemployed youths and 2778 employed teachers were also employed in this programme as animators.

TABLE VII
ANIMATORS BY COMMUNITY

Sl. No.	Name of the District	Scheduled Caste			Scheduled Tribe		
		Men	Women	Total	Men	Women	Total
1	Chingleput	73	82	155
2	Coimbatore	20	10	30
3	Dharmapuri	33	35	68	11	3	14
4	Kanyakumari	11	51	62
5	Madurai	92	37	129
9	Nilgiris	37	39	76	1	...	1
7	North Arcot	52	57	109	1	1	2
8	Periyar	17	4	21
6	Pudukkottai	33	14	47
10	Ramanathapuram	37	11	48
11	Salem	53	36	89	9	4	13
12	South Arcot	66	33	99	1	...	1
13	Thanjavur	57	62	119
14	Tirunelveli	36	51	87
15	Tiruchirappalli	71	87	158	...	1	1
Total		688	609	1297	23	9	32

TABLE VII
ANIMATORS BY COMMUNITY

Sl. No.	District	Others			Total		
		M	W	T	M	W	T
1	Chingleput	158	184	342	231	266	497
2	Coimbatore	154	115	269	174	125	299
3	Dharmapuri	204	203	407	248	241	489
4	Kanyakumari	62	375	437	73	426	499
5	Madurai	249	113	362	341	150	491
6	Nilgiris	107	207	314	145	246	391
7	North Arcot	205	184	389	258	242	500
8	Periyar	37	42	79	54	46	100
9	Pudukkottai	165	78	243	198	92	290
10	Ramanathapuram	147	101	248	184	112	296
11	Salem	169	125	294	231	165	396
12	South Arcot	240	159	399	307	192	499
13	Thanjavur	192	124	366	249	236	485
14	Tirunelveli	146	166	312	182	217	399
15	Tiruchirappalli	124	116	240	195	204	399
Total		2359	2342	4701	2865	2960	6030

TABLE VII
Animators by Community

Out of the 6030 animators 1297 were scheduled caste animators and 32 were scheduled tribe. Compared to the learners belonging to scheduled caste and scheduled tribe this number is not encouraging. More suitable scheduled caste and scheduled tribe animators should be appointed especially in the Districts like Ramnad, South Arcot, Tirunelveli more animators belonging to scheduled caste and scheduled tribe have to be appointed.

TABLE VIII
RESIDENCE OF ANIMATORS WITH REFERENCE TO LOCATION OF CENTRES

Sl. No.	Name of the District	In the same locality			Within 1 Km.		
		M	F	T	M	F	T
1	Chingleput	177	223	400	16	16	32
2	Coimbatore	106	117	223	18	5	23
3	Dharmapuri	170	211	381	29	5	34
4	Kanayakumari	53	303	356	16	74	90
5	Madurai	261	121	382	32	12	44
6	Nilgiris	179	216	345	13	22	35
7	North Arcot	176	207	383	24	13	37
8	Periyar	38	44	82	7	1	8
9	Pudukkottai	83	58	146	16	8	24
10	Ramanathapuram	143	97	240	12	8	20
11	Salem	152	115	267	37	27	64
12	South Arcot	215	173	388	39	9	48
13	Tanjavur	131	137	268	73	74	147
14	Tirunelveli	124	202	326	14	8	22
15	Tiruchirapalli	148	192	340	10	5	15
Total		2111	2414	4525	356	288	644

TABLE VIII
RESIDENCE OF ANIMATORS WITH REFERENCE TO LOCATION OF CENTRES

Sl. No.	District	More than 1 Km.			Total		
		M	W	T	M	W	T
1	Chingleput	37	28	65	230	267	497
2	Coimbatore	50	3	53	174	125	299
3	Dharmapuri	49	25	74	248	241	489
4	Kanyakumari	4	49	53	73	426	499
5	Madurai	48	17	65	341	150	491
6	Nilgiris	3	8	11	145	246	391
7	North Arcot	58	22	80	258	242	500
8	Periyar	9	1	10	54	46	100
9	Pudukkottai	94	26	120	198	92	290
10	Ramanathapuram	29	7	36	184	112	296
11	Salem	42	23	65	231	165	396
12	South Arcot	53	10	63	107	192	499
13	Tanjore	45	25	70	249	236	485
14	Tirunelveli	44	7	51	182	217	399
15	Tiruchirapalli	37	7	44	195	204	399
Total		602	258	860	3069	2961	6030

TABLE VIII

Residence of Animators with Reference to Location of Centres

In Tamil Nadu State Adult Education Programme has been implemented in 61 projects spread over 15 districts in all. In these projects 6030 animators have been appointed out of which 3069 were men and 2961 were women. The percentage of men and women animators was 51% and 49% respectively.

It is needless to stress the fact that the residence of the animators in the State and the location of the centre nearer is very essential for effective and efficient implementation of the scheme.

With regard to the residence of animators, 4525 reside in the same locality, 644 reside within one K. M. and 860 reside in places beyond one K. M. their percentage being 75, 10.4 and 14.6 respectively.

In general, proper care has been given in appointing local animators. Trichy District stands first in this respect. In this District 85% of the animators reside locally. In Pudukkottai the % of local animators is 50. This is the lowest percentage in the state.

The statement appended below will clearly give an idea of the residential particular of the animators.

TABLE IX
CENTRES BY FACILITIES

Sl. No.	Name of the District	Electrified	Non-Electrified	Total
1	Chingleput	205	294	499
2	Coimbatore	242	57	299
3	Dharmapuri	235	254	489
4	Kanyakumari	194	306	500
5	Madurai	347	144	491
9	Nilgiris	100	300	400
7	North Arcot	261	239	500
8	Periyar	85	15	100
6	Pudukkottai	85	215	300
10	Ramanathapuram	135	165	300
11	Salem	178	222	400
12	South Arcot	142	357	499
13	Thanjavur	95	395	490
14	Tirunelveli	237	163	400
15	Tiruchirappalli	162	237	399
	Total	2703	3363	6066

TABLE IX
Centres by Facilities
Electrification of Centres (Physical Facilities)

1. Periar, Coimbatore and Madurai District have the majority of Electrified Centres and Periar District tops the list with 85% and others with 70% and above.
2. Thanjavur, South Arcot, Nilgiris and Pudukkottai Districts come under 40%.
3. Other districts lie between 40 and 70%.
4. Though Electricity is a must for the effective running of centres the trend is not at all encouraging.
5. So earnest efforts should be taken to persuade the Government to electrify centres under special scheme.

TABLE X
CENTRES BY LOCATION

Sl. No.	District	School Building	Panchayat Office	Reading room	Balwadi centres	Vocational training centre
1	Chingleput	248	28	11	18	...
2	Coimbatore	177	8	...	2	...
3	Dharmapuri	285	11	...	21	...
4	Kanyakumari	104	14	8	27	...
5	Madurai	223	25	...	8	...
6	Nilgiris	188	10	6	6	...
7	North Arcot	332	9	1	9	...
8	Periyar	26	6
9	Pudukkottai	206	8	...	5	...
10	Ramanathapuram	141	43	...	6	...
11	Salem	159	1
12	South Arcot	259	14	1	16	...
13	Thanjavur	256	13	...	9	...
14	Tirunelveli	269	25	1	10	...
15	Tiruchirappalli	202	6	5	7	...
	Total	3105	221	33	144	...

TABLE X

Sl. No.	Name of the District	Public Buildings	Other temples churches	Private Houses	Total
1	Chingleput	29	58	107	499
2	Coimbatore	11	34	67	299
3	Dharmapuri	7	28	137	489
4	Kanyakumari	49	37	261	500
5	Madurai	128	11	96	491
6	Nilgiris	18	7	165	400
7	North Arcot	29	41	79	500
8	Periyar	13	13	42	100
9	Pudukkottai	19	16	46	300
10	Ramanathapuram	17	21	72	300
11	Salem	39	73	128	400
12	South Arcot	20	62	97	489
13	Thanjavur	47	28	137	490
14	Tirunelveli	20	12	63	400
15	Tiruchirappalli	47	50	82	399
Total		493	491	1579	6066

TABLE X**Centres by Location**

There were 6066 Adult Education centres functioning in the State in 15 Revenue Districts. The centres were accommodated in school buildings, private houses, Panchayat Offices etc. On an analysis of the centres by location it is evident that 51% of the centres were accommodated in school buildings and in this respect Pudukkottai, Tirunelveli and North Arcot districts top the list by having 69%, 6% and 66% respectively. Among the centres located in private houses Kanyakumari district stands first by having 52%. It is to be noted that 15% of the centres in Ramanathapuram district were accommodated in Panchayat offices.

On the whole 51% of the total centres were located in school buildings, 26% in private buildings, 4% in Panchayat Offices, 0.5% in reading rooms, 2.5% in Balawadi centres, 8% in public buildings and 8% in other buildings like temples and churches. As the success of this scheme depends partially on the location of these centres with all the other amenities like Black-board and lighting facilities, Radio Receivers etc. it is good if almost all the centres are accommodated in school buildings provided there is a school in the locality.

TABLE XI**CENTRES BY WORKING HOURS**

S. No.	District	6-10 a. m.	10-1 p. m.	1-4 p. m.	4-6 p. m.
1	Chingleput	1	2
2	Coimbatore
3	Dharmapuri	11	...
4	Kanyakumari	4	...	18	47
5	Madurai
6	Nilgiris	6	1	4	93
7	North Arcot	2	3
8	Periyar	3
9	Pudukkottai
10	Ramanathapuram	3
11	Salem
12	South Arcot	2
13	Thanjavur	...	1	...	26
14	Tirunelveli	6
15	Tiruchirappalli	1
Total		11	2	36	186

TABLE XI
CENTRES BY WORKING HOURS

Sl. No.	Name of the District	6—8 p. m.	8 p. m and above	Total
1	Chingleput	411	85	499
2	Coimbatore	52	246	299
3	Dharmapuri	272	206	489
4	Kanyakumari	306	125	500
5	Madurai	232	259	491
6	Nilgiris	253	43	400
7	North Arcot	321	174	500
8	Periyar	55	42	100
9	Pudukkottai	165	135	300
10	Ramanathapuram	109	188	300
11	Salem	213	187	400
12	South Arcot	174	323	489
13	Thanjavur	374	89	490
14	Tirunelveli	115	279	400
15	Trichirapalli	347	51	399
Total		3399	2432	6066

TABLE XI

A Report on The Centres By Working Hours

Though Adult Education policy speaks of flexibility of running the centres according to the convenience of the learners, out of 6066 centres, 56% of the centres work between 6 and 8 p. m. and 40% of the centres work from 8 p. m. and above. So it is evident that Adult Education centres are mostly favoured from 6 p. m. and above. It is continued from the table 4 i. e. centres by occupation that this timing is most suited for Agriculturalists and labourers.

Usually people will think that adults will not attend centres in the mornings that is between 6—10 a. m. But in the district of the Nilgiris there are six centres which were during this timing. In the same district 97 centres worked from 1 to 6 p. m. which suggests that learners prefer this time because of the climatic and geographical nature of the location.

Similarly in the Kanyakumari District 18 centres work from 1 to 4 p. m and 47 centres work between 4—6 p. m. This suggest that the most of the fishermen in this district prefer this time.

The women learners are more predominant in Kanyakumari district, North Arcot and Chingleput district as seen in Table II centres by caste and sex. From Table XI it is observed that Adult Education centres in these districts work between 6—8 p. m. & 8 p. m. above. So it is evident that women learners also prefer the timings between 6—8 p. m. and 8 p. m. above

TABLE XII
CO-OPERATION OF DEVELOPMENT FUNCTIONARIES TOWARDS THE PROGRAMME

Sl. No.	Name of the District	Agriculture	Animal Husbandry	Co-operation	Health
1	Chingleput	32	23	19	45
2	Coimbatore	18	14	6	26
3	Dharmapuri	16	33	7	16
4	Kanyakumari	72	49	35	293
5	Madurai	47	21	7	64
6	Nilgiris	7	8	17	29
7	North Arcot	56	37	14	28
8	Periyar	15	3	9	33
9	Pudukkottai	130	235	177	220
10	Ramanathapuram	14	10	6	41
11	Salem	23	38	29	64
12	South Arcot	106	48	78	139
13	Thanjavur	75	64	31	83
14	Tirunelveli	53	44	32	72
15	Tiruchirappalli	106	82	38	74
Total		770	709	505	1227

TABLE XII
CO-OPERATION OF DEVELOPMENT FUNCTIONARIES TOWARDS THE PROGRAMME

Sl. No.	District	Industry	Social Welfare	Others	Total
1	Chingleput	...	73	63	255
2	Coimbatore	6	18	39	127
3	Dharmapuri	2	27	81	182
4	Kanyakumari	30	278	1349	2106
5	Madurai	...	54	175	368
9	Nilgiris	16	14	23	114
7	North Arcot	...	34	108	277
8	Periyar	1	16	14	91
6	Pudukkottai	52	88	52	954
10	Ramanathapuram	...	8	14	93
11	Salem	6	30	33	223
12	South Arcot	6	82	13	472
13	Thanjavur	5	114	139	511
14	Tirunelveli	31	100	113	445
15	Tiruchirappalli	21	139	105	565
Total		176	1076	2321	6783

TABLE XII
Co-operation of Development Functionaries Towards the Programmes

The scheme on functional development met with great success in Kanyakumari, Pudukkottai, Trichy, South Arcot and Tanjore districts and moderate success in Madurai and Trichy districts. Help from the Extension Officers in respect of the other districts especially Periar and Ramanathapuram is rather very small and it is hoped that in the second phase the community will derive the maximum benefit from the Extension Departments.

TABLE XIII
CENTRES BY ATTENDANCE

S. No.	District	Below 10	10 to 20	20 to 30	30 and above	Total
1	Chingleput	8	115	244	132	499
2	Coimbatore	4	67	111	117	299
3	Dharmapuri	13	162	265	49	489
4	Kanyakumari		87	326	87	500
5	Madurai	6	22	360	103	491
6	Nilgiris	27	91	76	206	400
7	North Arcot	16	163	249	72	500
8	Periyar	...	14	80	0	100
9	Pudukkottai	1	105	167	27	300
10	Ramanathapuram	13	96	166	25	300
11	Salem		102	263	35	400
12	South Arcot	15	187	166	131	489
13	Thanjavur	41	268	161	20	490
14	Tirunelveli	8	59	215	98	400
15	Tiruchirappalli	1	147	222	29	399
Total		153	1635	3071	1137	6066

COMMENTS ON TABLE No. XIII

Centres by Attendance

1. Nilgiris and Coimbatore districts that have the highest percentage of centres belong to the group of 30 and above.
2. Eleven districts had the highest % of attendance recorded under '20—30' group. The first three in their orders of merit.
 1. Periyar 80% (Centres)
 2. Kanyakumari 65% (Centres)
 3. Madurai 62% (Centres)
3. Centres classified under the groups at the State Level.

Below—10	153 (25%)
10—20	1705 (28%)
30 and above	1138 (20.5%)

49% of the centres have recorded under the group '10—20' which is to be graded as "fair".

TABLE XIV
PARTICIPATION OF LEARNERS IN VARIOUS ACTIVITIES

Sl. No.	Name of the District	Total No. of learners	Cultural activities	Meeting & functions	Social work
1	Chingleput	17088	10273	6270	2908
2	Coimbatore	9392	54	...	2549
3	Dharmapuri	16205	8405	6870	5749
4	Kanyakumari	17523	7009	12987	7873
5	Madurai	18055	2310	1511	479
6	Nilgiris	10572
7	North Arcot	19088	3984	5252	...
8	Periyar	3322	83	35	160
9	Pudukkottai	9341	1869	2047	1223
10	Ramanathapuram	10266	2087	1773	2608
11	Salem	13310	5047	8069	1631
12	South Arcot	18104	2054	8388	750
13	Thanjavur	16919	4224	7042	1611
14	Tirunelveli	15134	1190	2441	2677
15	Trichirapalli	13605	2621	678	2703
Total		171288	51211	63363	32931

TABLE XIV
PARTICIPATION OF LEARNERS IN VARIOUS ACTIVITIES

Sl. No.	Name of the District	Excursion	Formation of clubs	Small savings	Loan facilities	Other benefits
1	Chingleput	2582	1986
2	Coimbatore
3	Dharmapuri	6027
4	Kanyakumari	8499	4335	2470	364	8321
5	Madurai	746	570	520
6	Nilgiris	30	...	140	...	5738
7	North Arcot	3364	...	2229	467	5976
8	Periyar	78	...	334	291	713
9	Pudukkottai	635	211
10	Ramanathapuram	675	...	321	2037	2690
11	Salem	2929	1250	2155	517	2655
12	South Arcot	303	30	797	...	1118
13	Thanjavur	490	1281	2162
14	Tirunelveli	1271	281	134	...	1066
15	Tiruchirapalli	977	280	429	314	336
Total		28606	10224	9009	3990	31345

CONSOLIDATION OF TABLE No. XIV

Participation of Learners in Various Activities

The Districts of Chingleput, Madurai, Kanyakumari, Pudukkottai, South Arcot and Tirunelveli have evinced more interest towards cultural activities, meetings, social work and formation of clubs.

The Nilgiris, North Arcot, Periyar, Ramnad, Salem and Kanyakumari have enrolled more learners in small savings and getting loan facilities.

Coimbatore, Dharmapuri and Thanjavur have devoted special attention to social work.

Thanjavur district has conducted more Meetings, functions and cultural activities.

This programme has paved the way to bring out awareness and functionality in the minds of illiterate mass irrespective of caste, religion and community.

Sub. National Systems Unit,
National Institute of Educational
Planning and Administration
17-E, SriAurobindo Marg, New Delhi-110016
LCC. No..... 87.....
Date..... 28/5/16

