



Annual Report  
2012-13

# Rashtriya Madhyamik Shiksha Abhiyan

(English Version)



Uttarakhand Sabhi Ke Liye Madhyamik Shiksha Parishad

# Rashtriya Madhyamik Shiksha Abhiyan



## **ANNUAL REPORT** (English Version) **2012-13**

**Uttarakhand Sabhi Ke Liye Madhyamik Shiksha Parishad**  
Nanoorkhera, Tapovan Marg, Dehradun

<b>Direction</b>	-	<b>Radhika Jha</b> State Project Director
<b>Editing &amp; Co-ordination</b>	-	<b>Seema Jaunsari</b> Additional State Project Director
		<b>Mahavir Singh Bisht</b> Joint State Project Director
		<b>R.P. Dandriyal</b> Joint State Project Director
		<b>Shailendra Amoli</b> Assistant State Project Director
		<b>Avanindra Barthwal</b> Assistant State Project Director
		<b>Dr. Mohan Singh Bisht</b> Assistant State Project Director
<b>Support</b>	-	<b>Amita Joshi</b> Finance Controller
		<b>Vijay Prasad Pant</b> Finance Officer
		<b>Sanjay Bhatt</b> Administrative Officer
		<b>Brij Mohan Singh Rawat</b> Accountant
<b>Computer Management</b>	-	<b>Sumit Tiwari</b> Computer Operator
		<b>Geeta Rawat</b> Computer Operator
		<b>Lalit Singh Rautela</b> Computer Operator



# ONTENTS

<b>Chaptet-1</b>	Uttarakhand : An Introduction	7
<b>Chapter-2</b>	Secondary Education : At a Glance	11
<b>Chapter-3</b>	Rashtirya Madhyamik Shiksha Abhiyan	19
<b>Chapter-4</b>	Project : Management, Planning & Implementation	23
<b>Chapter-5</b>	PAB Approved Annual Work Plan & Budget 2012-13	33
<b>Chaptet-6</b>	School Upgradation	34
<b>Chapter-7</b>	Strengthening of Schools	36
<b>Chapter-8</b>	Quality Related Programme	53
<b>Annexure</b>	Audit Report 2012-13	63



# Acknowledgement



Rashtriya Madhyamik Shiksha Abhiyan (RMSA) has been started in the State of Uttarakhand since 2009-10, to move towards universalization of Secondary Education with the help of Govt of India. The 18 % gap between male and female literacy is a subject of major concern despite of increase in literacy by 08 %. To provide the secondary schooling facility on the periphery of 5 km in hilly terrain is still a uphill task. In the past three years, 228 Upper Primary schools have been upgraded to secondary schools. All the schools are being provided school buildings and other educational and academic resources. "**Uttarakhand Sabhi Ke Liye Madhyamik Shiksha Parisad**" has been established to implement RMSA and other central govt funded schemes at secondary

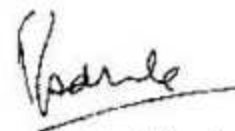
level in the state of Uttarakhand. Gross Enrolment Ratio (GER) in the state at secondary level is 75.80% which is satisfactory but our priority will be to achieve target of 100% GER, for universalization of secondary education. Dropout rate has been decreased by 4% at secondary stage but the Net Enrolment Ratio (NER) of 43.99% and Repetition rate of 10.30% is again subject of major concern.

Physical and academic resources have been increased in past 4 years due to RMSA. The state govt. is bearing 40% additional costs for construction work due to difference between the approved GOI rates and state schedule of rates. SCERT and SIEMAT are providing In-Service teachers training and principal training respectively. SMDCs have been constituted in all the secondary schools and their saving accounts are being operated in nationalized banks. Most of the schools are receiving funds through e-banking system. State implementation society engages a C.A. firm to monitor the utilization of funds at all the schools, district level offices, other institutions and state project office every year. Different level committees have been constituted at state, district and school level to monitor and implementation of the scheme. All these committees give their valuable suggestions time to time for better implementation of the scheme.

Various academic programs has been organized in the year 2012-13 to enrich the quality of education. Student's exposure visit has been organized at district level to promote "**Dekho-Jaano-Seekho**" tendency in all the boys and girls. Remedial teaching for minority students have also been organized in educationally backward areas.

The content of the booklet will be beneficial to all the public representatives, educationists and administrators at various levels. I am thankful to all the functionaries of State Project Office and supportive Education Department, SCERT, SIEMAT and other Educational Institutions for rendering their co-operation.

I would like to invite the valuable suggestion and opinions from all of my colleagues and people for the information given in the booklet.



**Radhika Jha**  
State Project Director



# CHAPTER - 1

## Uttarakhand : An Introduction

Uttarakhand formerly known as Uttaranchal, is a state in the northern part of India. It is often referred to as the Land of Gods due to the many holy places and cities found throughout the state, some of which are amongst Hindus' most spiritual and auspicious places of pilgrimage and worship. Uttarakhand is well known for its natural beauty and wealth of the Himalayas, the Bhabhar and the Terai and many other phenomenons of flora and fauna. The state was carved out of the Himalayan and adjoining north-western districts of Uttar Pradesh on 9 November 2000, becoming the 27<sup>th</sup> State of the Republic of India. It is bordered by Tibet Autonomous Region on the north, Nepal on the east and the Indian states of Uttar Pradesh to the south, Haryana to the west and Himachal Pradesh to the North-West.

Census of 2011 places its population at 101.17 lakh spread over an area of 53,483 square kilometers, with an average density of 189 persons per sq. km as per census 2011. Population density in the 13 districts of the State varies from a high of 817 per sq. km. in Haridwar to a low of 41 per sq. km. in Uttarkashi. Different districts of Uttarakhand also recorded diverse population growth rates during the decade 2001-2011, from a strong 33.40% in US Nagar to practical downfall at -1.73% in Almora. 8 out of the 13 districts show high sex-ratios (number of females per 1000 males) in the range 1021 to 1147.

Uttarakhand is one of the cradles of ancient Indian culture bestowed with Chardham, Wildlife, Adventurous Tourism and immense hydro power potential. Vast, vivid and wonderful, Uttarakhand is a smaller yet an unforgettable destination hosting nearly everything which a thirsty pilgrim, casual tourist, a weekend trekker, a seasoned mountaineer, a true devotee, a nature lover may not dare forget forever. And there is every possible walk in the area of Antiquity, Adventure Tourism, Eco Tourism & Education that is why the people say **Uttarakhand is simply heaven**. From January 2007 Uttaranchal is known as "**Uttarakhand**", Dehradun is being declared as temporary capital of Uttarakhand, which is connected by railway with other part of country. High Court of Uttarakhand is situated at Nainital and Dehradun & Pant Nagar are also connected with air route.

Inspirit of religious tourism and adventure tourism. Corbett National Park, Hill Station like Nainital, Mussoorie, Almora, Kausani, Bhimtaal, and Ranikhet are some tourist places. There are main source to boost the economy in the state. Many mountain peaks are always centre of attraction to the mountaineers Nanda Devi Peak is one of the them. Valley of flower, Nanda Devi National Century is some other National Heritage sites.

Description	2011	2001
Approximate Population	1.01 Crore	84.89 Lakh
Actual Population	10,116,752	8,489,349
Male	5,154,178	4,325,924
Female	4,962,574	4,163,425
Population Growth	19.17%	19.20%
Percentage of total Population	0.84%	0.83%
Sex Ratio	963	964
Child Sex Ratio	886	967
Density/km <sup>2</sup>	189	159
Area km <sup>2</sup>	53,483	53,483
Total Child Population (0-6 Age)	1,328,844	1,360,032
Male Population (0-6 Age)	704,769	712,949
Female Population (0-6 Age)	624,075	647,083

Source: Directorate of Economic & Statistics, Uttarakhand



### Administrative constitution of State

- 02 Administrative divisions
- 13 districts
- 78 tehsils
- 95 development blocks
- 28 Important Cities
- 84 Towns
- 670 Nyaya panchayats
- 7227 Gram panchayats
- 16826 revenue villages
- 15761 inhabited villages
- 06 Airports

*Source: Department of Panchayat, Government of Uttarakhand*

### Town/Urban Agglomeration

- 01 Municipal Corporation
- 30 Nagar Panchayats
- 12 Census Towns
- 32 Nagar Palika Parishads
- 09 Cantonment Boards
- 02 Industrial Townships

*Source: Directorate of Economics and Statistics, Uttarakhand*



### Geography, distribution of population & issues of development:

Distribution of rural population in Uttarakhand is rather uneven. The highest density of rural population is concentrated in the southern half of the State, encompassing the districts of Dehradun (Doon valley), Haridwar, Udham Singh Nagar and parts of Nainital. The reason for high population density in these districts is quite obviously their location in the fertile plains areas of the Upper Doab, Terai-Bhabar, and the Doon Valley. In the inner Himalayas, there are many Blocks of medium population density (between 151 and 300 persons per sq. km.) in Nainital, Almora, Pithoragarh, Champawat and Bageshwar districts and a few isolated pockets in Pauri Garhwal, Tehri Garhwal, Chamoli and Rudrapur districts located in the Lesser Himalayas.

For understandable reasons, population is especially sparsely distributed in the Greater Himalayas spanning Uttarkashi, Rudraprayag, Chamoli and Pithoragarh districts, large parts of which are snow-covered, barren and inhospitable. In most of the towns housing municipalities are located either in the densely populated areas of the State located in the Upper Doab, Terai-Bhabar and Doon Valley regions or along major rivers,

### Population Distributions (Urban and Rural) and Sub-district units

Districts	% rural population 2011 census	No. of Blocks/ Kshetra Panchayats	% urban population 2011 census	No. of local bodies
Almora	89.98	11	10.02	2
Bageshwar	96.50	3	3.50	1
Chamoli	84.89	9	15.11	6
Champawat	85.21	4	14.79	3
Dehradun	44.10	6	55.90	6
Haridwar	62.23	6	37.77	6
Nainital	61.06	8	38.94	7
Pauri	83.59	15	16.41	4
Pithoragarh	58.69	8	14.31	3
Rudraprayag	95.81	3	4.19	2
Tehri	88.63	9	11.37	6
US Nagar	64.42	7	35.58	14
Uttarkashi	92.65	6	7.35	3
<b>Uttarakhand</b>	<b>69.45</b>	<b>95</b>	<b>30.55</b>	<b>63</b>

### Economic Conditions:

Uttarakhand is pre-dominantly rural with population usually concentrated in the valleys and mountain slopes, with a typical village/habitation consisting of 30-40 families who share common resources. In the rural areas, the Socio-economic condition is primarily based on horticulture, sheep rearing and tourism. Agriculture has been adopted as means of livelihood. Paddy is the major crop in irrigated areas and white Maize is grown in higher un-irrigated slopes. Other locally grown cereals and millets are *Bhatt*, *Gahat* and *Mandua*. Villages are heavily dependent on the surrounding forests for compost and water. Individual landholdings are small and scattered. Animal draught power is utilized to plough the land wherever possible. Other alternative is human labour which is used for the purpose; mechanized farming is not in practice in hill regions.

### Infrastructure:

Infrastructure, in terms of, power road connectivity, health and drinking water facility is being developed at a fast pace since the formation of State. 94% of State has drinking water facility. Villages are being connected with the help of massive rural roads programme and other schemes, while power situation is being addressed through combination of power solutions.

### Literacy Status:

In terms of literacy levels Uttarakhand has 17th position in the country. With the help of various government interventions there has been significant progress in the field of education in the State. Literacy percentage of the state is 79.63 as against an all India average of 71.62. Census data of 2011 shows that the gender gap is still an issue to be addressed in Uttarakhand, with male and female literacy rates being 88.33 and 70.70 percent respectively.

**Vital Statistics regarding Literacy**

Description	2011	2001
Literacy Rate	79.63 %	71.62 %
Male Literacy rate	88.33 %	81.02 %
Female Literacy rate	70.70 %	63.36 %
Total Literate	6,997,433	5,105,782
Male Literate	3,930,174	3,008,875
Female Literate	3,067,259	2,096,907

Source: Directorate of Economics and Statistics, Uttarakhand

Description	Uttarakhand		India	
	Urban	Rural	Urban	Rural
Total Literacy Rate	85.20	77.11	84.98	68.91
Male Literacy	89.78	87.62	89.67	78.57
Female Literacy	80.02	66.79	79.92	58.72

Source: Directorate of Economics and Statistics, Uttarakhand



School Assembly



Intigrated Lab



## CHAPTER - 2

# Secondary Education : At a Glance

### Educational Indicators at Secondary Level

Indicators	2012-13
Gross Enrolment Ratio (GER) (Secondary)	75.80%
Net Enrolment Ratio (NER) (Secondary)	45.68%
Repetition Rate (Secondary)	5.64%
Dropout Rate (Secondary)	11.48%
Transition Rate (Class VIII – IX)	100.73%
Promotion Rate (Class IX – X)	82.88%
Pupil Teacher Ratio (PTR) (Govt. Secondary School) (Secondary)	15:01
Retention Rate (Secondary)	88.52%
GPI (Secondary)	0.99%
Gender Gap (Secondary)	3.81%

Source: UDISE 2012-13

### District-wise Educational Indicators

S.No.	District	GER			NER			Transition Rate			GPI
		Boys	Girls	Total	Boys	Girls	Total	Boys	Girls	Total	
1	Almora	84.80	83.15	83.97	48.19	46.23	47.20	95.68	98.89	0.98	0.98
2	Bageshwar	82.25	80.69	81.47	44.30	43.67	43.99	100.18	93.66	0.98	0.98
3	Chamoli	86.98	80.11	83.61	52.39	48.17	50.32	97.39	94.27	0.92	0.92
4	Champawat	98.84	92.30	95.72	58.46	53.06	55.89	97.61	91.12	0.93	0.93
5	Dehradun	75.17	72.39	73.85	42.64	40.81	41.78	108.48	105.65	0.96	0.96
6	Haridwar	57.69	67.20	62.21	40.69	47.72	44.03	94.75	119.10	1.16	1.16
7	Nainital	72.91	68.32	70.72	47.11	44.10	45.67	115.12	108.54	0.94	0.94
8	Pauri	88.43	84.04	86.24	53.09	52.14	52.62	98.40	97.15	0.95	0.95
9	Pithoragarh	85.94	81.85	83.97	49.32	47.07	48.23	93.32	93.86	0.95	0.95
10	Rudraprayag	95.03	85.87	90.43	54.84	47.96	51.39	99.01	95.76	0.90	0.90
11	Tehri	79.55	81.28	80.42	46.09	43.97	45.06	88.17	88.55	1.02	1.02
12	U.S. Nagar	73.41	71.08	72.29	43.89	43.28	43.60	103.90	97.23	0.97	0.97
13	Uttarkashi	87.54	89.19	88.32	46.58	45.18	45.92	100.03	96.81	1.02	1.02
<b>Total</b>		<b>76.06</b>	<b>75.52</b>	<b>75.80</b>	<b>45.86</b>	<b>45.49</b>	<b>45.68</b>	<b>100.46</b>	<b>101.02</b>	<b>100.73</b>	<b>0.99</b>

Source: UDISE 2012-13



## Category-wise Secondary Schools

S. No.	District	H. Sec. only	Pr. Up Pr. and Sec. Only	Pr. with Up. Pr. Sec. and H. Sec.	Sec. Only	Sec. with H. Sec.	Up. Pr. Sec. and H. Sec.	Upper Pr. and Sec.	Grand Total
1	Almora	-	08	16	-	01	170	125	320
2	Bageshwar	-	-	03	-	01	57	53	114
3	Chamoli	-	03	06	09	04	115	91	228
4	Champawat	-	-	01	06	05	55	47	114
5	Dehradun	01	32	168	39	16	112	62	430
6	Haridwar	04	22	43	10	17	62	66	224
7	Nainital	01	14	57	02	01	125	84	284
8	Pauri	-	04	23	01	02	231	151	412
9	Pithoragarh	-	04	12	02	02	113	107	240
10	Rudraprayag	-	05	01	10	11	77	39	143
11	Tehri	-	06	04	07	01	164	118	300
12	U.S. Nagar	01	13	71	03	04	104	87	283
13	Uttarkashi	-	05	06	44	07	67	12	141
	<b>Total</b>	<b>07</b>	<b>116</b>	<b>411</b>	<b>133</b>	<b>72</b>	<b>1452</b>	<b>1042</b>	<b>3233</b>

Source: UDISE 2012-13

## Category-wise &amp; Management-wise Secondary Schools

S. No.	District	School Management	Pr. with Up. Pr., Sec. and H. Sec.	Up. Pr., Sec. and H. Sec.	Pr., Up Pr. and Sec. Only	Upper Pr. and Sec.	Sec. Only	Sec. with H. Sec.	H. Sec. only	Total
1.	Almora	1. Department of Education	1	133	0	107	0	1	0	242
		2. Tribal/Social Welfare Dept.	0	0	0	0	0	0	0	0
		3. Local body	0	0	0	1	0	0	0	1
		4. Pvt. Aided	2	30	0	12	0	0	0	44
		5. Pvt. Unaided	11	6	8	5	0	0	0	30
		6. Central Govt.	2	1	0	0	0	0	0	3
		<b>Total</b>	<b>16</b>	<b>170</b>	<b>8</b>	<b>125</b>	<b>0</b>	<b>1</b>	<b>0</b>	<b>320</b>
2.	Bageshwar	1. Department of Education	0	40	0	45	0	0	0	85
		2. Tribal/Social Welfare Dept.	0	0	0	0	0	0	0	0
		3. Local body	0	0	0	0	0	0	0	0
		4. Pvt. Aided	0	13	0	2	0	1	0	16
		5. Pvt. Unaided	2	3	0	6	0	0	0	11
		6. Central Govt.	1	1	0	0	0	0	0	2
		<b>Total</b>	<b>3</b>	<b>57</b>	<b>0</b>	<b>53</b>	<b>0</b>	<b>1</b>	<b>0</b>	<b>114</b>
3.	Chamoli	1. Department of Education	0	98	0	83	0	0	0	181
		2. Tribal/Social Welfare Dept.	0	0	0	1	0	0	0	1
		3. Local body	0	0	0	0	0	0	0	0
		4. Pvt. Aided	0	8	0	2	1	2	0	13
		5. Pvt. Unaided	3	8	3	5	8	2	0	29
		6. Central Govt.	3	1	0	0	0	0	0	4
		<b>Total</b>	<b>6</b>	<b>115</b>	<b>3</b>	<b>91</b>	<b>9</b>	<b>4</b>	<b>0</b>	<b>228</b>

S. No.	District	School Management	Pr. with Up. Pr., Sec. and H. Sec.	Up. Pr. Sec. and H. Sec.	Pr., Up Pr. and Sec. Only	Upper Pr. and Sec.	Sec. Only	Sec. with H. Sec.	H. Sec. only	Total
4.	Champawat	1. Department of Education	0	39	0	44	4	3	0	90
		2. Tribal/Social Welfare Dept.	0	0	0	0	0	0	0	0
		3. Local body	0	0	0	0	0	0	0	0
		4. Pvt. Aided	0	4	0	0	2	1	0	7
		5. Pvt. Unaided	0	9	0	3	0	1	0	13
		6. Central Govt.	1	3	0	0	0	0	0	4
		<b>Total</b>	<b>1</b>	<b>55</b>	<b>0</b>	<b>47</b>	<b>6</b>	<b>5</b>	<b>0</b>	<b>114</b>
5.	Dehradun	1. Department of Education	0	63	0	51	31	7	1	153
		2. Tribal/Social Welfare Dept.	0	0	1	3	0	0	0	4
		3. Local body	0	1	0	1	0	0	0	2
		4. Pvt. Aided	17	33	0	2	1	4	0	57
		5. Pvt. Unaided	136	14	31	5	7	3	0	196
		6. Central Govt.	15	1	0	0	0	2	0	18
		<b>Total</b>	<b>168</b>	<b>112</b>	<b>32</b>	<b>62</b>	<b>39</b>	<b>16</b>	<b>1</b>	<b>430</b>
6.	Haridwar	1. Department of Education	0	12	0	53	1	2	3	71
		2. Tribal/Social Welfare Dept.	0	0	0	0	0	0	0	0
		3. Local body	0	0	0	0	0	0	0	0
		4. Pvt. Aided	6	31	0	1	0	2	1	41
		5. Pvt. Unaided	36	18	22	12	9	11	0	108
		6. Central Govt.	1	1	0	0	0	2	0	4
		<b>Total</b>	<b>43</b>	<b>62</b>	<b>22</b>	<b>66</b>	<b>10</b>	<b>17</b>	<b>4</b>	<b>224</b>
7.	Nainital	1. Department of Education	0	93	3	76	0	0	1	173
		2. Tribal/Social Welfare Dept.	0	0	0	1	0	0	0	1
		3. Local body	0	0	0	0	0	0	0	0
		4. Pvt. Aided	2	20	0	0	1	1	0	24
		5. Pvt. Unaided	52	10	11	7	1	0	0	81
		6. Central Govt.	3	2	0	0	0	0	0	5
		<b>Total</b>	<b>57</b>	<b>125</b>	<b>14</b>	<b>84</b>	<b>2</b>	<b>1</b>	<b>1</b>	<b>284</b>
8.	Pauri	1. Department of Education	3	162	1	128	0	1	0	295
		2. Tribal/Social Welfare Dept.	0	0	0	0	0	0	0	0
		3. Local body	0	0	0	1	0	0	0	1
		4. Pvt. Aided	2	63	1	14	0	0	0	80
		5. Pvt. Unaided	15	6	2	7	1	1	0	32
		6. Central Govt.	3	0	0	1	0	0	0	4
		<b>Total</b>	<b>23</b>	<b>231</b>	<b>4</b>	<b>151</b>	<b>1</b>	<b>2</b>	<b>0</b>	<b>412</b>
9.	Pithoragarh	1. Department of Education	1	95	1	95	1	2	0	195
		2. Tribal/Social Welfare Dept.	0	0	2	1	0	0	0	3
		3. Local body	0	0	0	0	0	0	0	0
		4. Pvt. Aided	1	6	0	3	0	0	0	10
		5. Pvt. Unaided	7	12	1	7	1	0	0	28
		6. Central Govt.	3	0	0	1	0	0	0	4
		<b>Total</b>	<b>12</b>	<b>113</b>	<b>4</b>	<b>107</b>	<b>2</b>	<b>2</b>	<b>0</b>	<b>240</b>



S. No.	District	School Management	Pr. with Up. Pr., Sec. and H. Sec.	Up. Pr., Sec. and H. Sec.	Pr., Up Pr. and Sec. Only	Upper Pr. and Sec.	Sec. Only	Sec. with H. Sec.	H. Sec. only	Total
10.	Rudraprayag	1. Department of Education	0	70	0	23	9	3	0	105
		2. Tribal/Social Welfare Dept.	0	0	0	0	0	0	0	0
		3. Local body	0	0	0	0	0	0	0	0
		4. Pvt. Aided	0	5	0	10	0	8	0	23
		5. Pvt. Unaided	1	1	4	6	1	0	0	13
		6. Central Govt.	0	1	1	0	0	0	0	2
		<b>Total</b>	<b>1</b>	<b>77</b>	<b>5</b>	<b>39</b>	<b>10</b>	<b>11</b>	<b>0</b>	<b>143</b>
11.	Tehri	1. Department of Education	0	146	0	102	6	0	0	254
		2. Tribal/Social Welfare Dept.	0	0	0	0	0	0	0	0
		3. Local body	0	0	0	0	0	0	0	0
		4. Pvt. Aided	0	11	0	9	0	1	0	21
		5. Pvt. Unaided	3	6	6	7	1	0	0	23
		6. Central Govt.	1	1	0	0	0	0	0	2
		<b>Total</b>	<b>4</b>	<b>164</b>	<b>6</b>	<b>118</b>	<b>7</b>	<b>1</b>	<b>0</b>	<b>300</b>
12.	U.S. Naagar	1. Department of Education	1	48	0	62	1	2	1	115
		2. Tribal/Social Welfare Dept.	0	1	1	2	0	0	0	4
		3. Local body	0	0	0	0	0	0	0	0
		4. Pvt. Aided	5	26	0	12	0	1	0	44
		5. Pvt. Unaided	64	28	12	11	2	1	0	118
		6. Central Govt.	1	1	0	0	0	0	0	2
		<b>Total</b>	<b>71</b>	<b>104</b>	<b>13</b>	<b>87</b>	<b>3</b>	<b>4</b>	<b>1</b>	<b>283</b>
13.	Uttarkashi	1. Department of Education	0	57	0	8	44	7	0	116
		2. Tribal/Social Welfare Dept.	0	0	0	0	0	0	0	0
		3. Local body	0	0	0	0	0	0	0	0
		4. Pvt. Aided	0	3	0	0	0	0	0	3
		5. Pvt. Unaided	5	6	5	4	0	0	0	20
		6. Central Govt.	1	1	0	0	0	0	0	2
		<b>Total</b>	<b>6</b>	<b>67</b>	<b>5</b>	<b>12</b>	<b>44</b>	<b>7</b>	<b>0</b>	<b>141</b>
Uttarakhand	1. Department of Education	6	1056	5	877	97	28	6	2075	
	2. Tribal/Social Welfare Dept.	0	1	4	8	0	0	0	13	
	3. Local body	0	1	0	3	0	0	0	4	
	4. Pvt. Aided	35	253	1	67	5	21	1	383	
	5. Pvt. Unaided	335	127	105	85	31	19	0	702	
	6. Central Govt.	35	14	1	2	0	4	0	56	
	<b>Total</b>	<b>411</b>	<b>1452</b>	<b>116</b>	<b>1042</b>	<b>133</b>	<b>72</b>	<b>7</b>	<b>3233</b>	

Source: UDISE 2012-13

## Class-wise &amp; Cast-wise Enrolment (All Secondary Schools)

S. No.	District	Category	Class IX			Class X			Class XI			Class XII		
			Boys	Girls	Total	Boys	Girls	Total	Boys	Girls	Total	Boys	Girls	Total
1.	Almora	General	4967	5099	10066	5295	5452	10747	4121	3992	8113	4019	4450	8469
		SC	2136	1913	4049	2009	1922	3931	1208	1109	2317	1083	1122	2205
		ST	19	17	36	9	12	21	9	13	22	8	11	19
		OBC	181	218	399	174	233	407	145	176	321	125	180	305
		<b>Total</b>	<b>7303</b>	<b>7247</b>	<b>14550</b>	<b>7487</b>	<b>7619</b>	<b>15106</b>	<b>5483</b>	<b>5290</b>	<b>10773</b>	<b>5235</b>	<b>5763</b>	<b>10998</b>
2.	Bageshwar	General	1698	1691	3389	1898	2011	3909	1443	1482	2925	1642	1476	3118
		SC	960	878	1838	968	906	1874	645	535	1180	622	482	1104
		ST	20	17	37	18	10	28	14	17	31	18	16	34
		OBC	183	144	327	218	152	370	174	178	352	136	189	325
		<b>Total</b>	<b>2861</b>	<b>2730</b>	<b>5591</b>	<b>3102</b>	<b>3079</b>	<b>6181</b>	<b>2276</b>	<b>2212</b>	<b>4488</b>	<b>2418</b>	<b>2163</b>	<b>4581</b>
3.	Chamoli	General	3222	2915	6137	3712	3318	7030	2720	2644	5364	2675	2599	5274
		SC	1185	999	2184	1205	961	2166	807	638	1445	696	518	1214
		ST	88	81	169	101	84	185	90	86	176	64	59	123
		OBC	64	104	168	87	91	178	73	69	142	61	63	124
		<b>Total</b>	<b>4559</b>	<b>4099</b>	<b>8658</b>	<b>5105</b>	<b>4454</b>	<b>9559</b>	<b>3690</b>	<b>3437</b>	<b>7127</b>	<b>3496</b>	<b>3239</b>	<b>6735</b>
4.	Champawat	General	2188	1989	4177	2248	1892	4140	1528	1456	2984	1595	1325	2920
		SC	718	557	1275	561	460	1021	375	307	682	322	289	611
		ST	13	10	23	11	13	24	10	3	13	15	11	26
		OBC	216	165	381	207	154	361	138	142	280	150	155	305
		<b>Total</b>	<b>3135</b>	<b>2721</b>	<b>5856</b>	<b>3027</b>	<b>2519</b>	<b>5546</b>	<b>2051</b>	<b>1908</b>	<b>3959</b>	<b>2082</b>	<b>1780</b>	<b>3862</b>
5.	Dehradun	General	10751	8615	19366	10335	8400	18735	9447	8251	17698	8501	7667	16168
		SC	1964	1919	3883	1794	1675	3469	1145	1274	2419	983	1119	2102
		ST	1261	1267	2528	1293	1392	2685	1103	1195	2298	1116	1001	2117
		OBC	1778	1794	3572	1769	1729	3498	1377	1305	2682	1155	1330	2485
		<b>Total</b>	<b>15754</b>	<b>13595</b>	<b>29349</b>	<b>15191</b>	<b>13196</b>	<b>28387</b>	<b>13072</b>	<b>12025</b>	<b>25097</b>	<b>11755</b>	<b>11117</b>	<b>22872</b>
6.	Haridwar	General	3227	3246	6473	3085	3195	6280	1942	2157	4099	1899	2003	3902
		SC	2521	2396	4917	2566	2454	5020	1448	1438	2886	1470	1392	2862
		ST	81	78	159	60	47	107	31	52	83	48	28	76
		OBC	8303	9141	17444	7512	8300	15812	5116	5657	10773	5329	5499	10828
		<b>Total</b>	<b>14132</b>	<b>14861</b>	<b>28993</b>	<b>13223</b>	<b>13996</b>	<b>27219</b>	<b>8537</b>	<b>9304</b>	<b>17841</b>	<b>8746</b>	<b>8922</b>	<b>17668</b>
7.	Nainital	General	6668	5503	12171	6949	5614	12563	6085	5556	11641	5581	4797	10378
		SC	2533	2098	4631	2098	1924	4022	1496	1474	2970	1170	1204	2374
		ST	102	91	193	76	78	154	68	50	118	50	42	92
		OBC	969	999	1968	680	888	1568	446	622	1068	366	550	916
		<b>Total</b>	<b>10272</b>	<b>8691</b>	<b>18963</b>	<b>9803</b>	<b>8504</b>	<b>18307</b>	<b>8095</b>	<b>7702</b>	<b>15797</b>	<b>7167</b>	<b>6593</b>	<b>13760</b>
8.	Pauri	General	5672	5379	11051	6404	6058	12462	5482	5014	10496	5924	5425	11349
		SC	1785	1669	3454	1828	1636	3464	1195	1110	2305	1152	1056	2208
		ST	99	71	170	87	61	148	73	52	125	100	57	157
		OBC	156	185	341	182	197	379	106	136	242	102	141	243
		<b>Total</b>	<b>7712</b>	<b>7304</b>	<b>15016</b>	<b>8501</b>	<b>7952</b>	<b>16453</b>	<b>6856</b>	<b>6312</b>	<b>13168</b>	<b>7278</b>	<b>6679</b>	<b>13957</b>
9.	Pithoragarh	General	3102	2924	6026	3392	2911	6303	3063	2762	5825	2876	2318	5194
		SC	1683	1483	3166	1629	1235	2864	1199	1063	2262	984	876	1860
		ST	195	184	379	161	197	358	157	147	304	157	151	308
		OBC	456	416	872	474	457	931	422	392	814	364	355	719
		<b>Total</b>	<b>5436</b>	<b>5007</b>	<b>10443</b>	<b>5656</b>	<b>4800</b>	<b>10456</b>	<b>4841</b>	<b>4364</b>	<b>9205</b>	<b>4381</b>	<b>3700</b>	<b>8081</b>
10.	Rudraprayag	General	2269	2139	4408	2412	2228	4640	1719	1782	3501	1898	1891	3789
		SC	688	602	1290	723	590	1313	411	314	725	454	344	798
		ST	8	3	11	4	3	7	3	1	4	5	0	5
		OBC	64	56	120	57	52	109	44	38	82	38	34	72
		<b>Total</b>	<b>3029</b>	<b>2800</b>	<b>5829</b>	<b>3196</b>	<b>2873</b>	<b>6069</b>	<b>2177</b>	<b>2135</b>	<b>4312</b>	<b>2395</b>	<b>2269</b>	<b>4664</b>



# ANNUAL REPORT 2012-13

S. No.	District	Category	Class IX			Class X			Class XI			Class XII		
			Boys	Girls	Total	Boys	Girls	Total	Boys	Girls	Total	Boys	Girls	Total
11.	Tehri	General	4712	4827	9539	5739	5657	11396	3819	4200	8019	3765	4040	7805
		SC	1337	1209	2546	1356	1344	2700	795	737	1532	696	615	1311
		ST	6	10	16	6	16	22	12	12	24	8	14	22
		OBC	616	635	1251	717	675	1392	508	536	1044	473	437	910
		<b>Total</b>	<b>6671</b>	<b>6681</b>	<b>13352</b>	<b>7818</b>	<b>7692</b>	<b>15510</b>	<b>5134</b>	<b>5485</b>	<b>10619</b>	<b>4942</b>	<b>5106</b>	<b>10048</b>
12.	U.S. Nagar	General	5394	4170	9564	5179	4269	9448	4423	3724	8147	4074	3579	7653
		SC	3538	3331	6869	3326	3425	6751	2204	2105	4309	2092	1558	3650
		ST	1317	1347	2664	1439	1573	3012	991	1139	2130	1124	1106	2230
		OBC	5857	4968	10825	5435	4838	10273	3534	3245	6779	2882	2601	5483
		<b>Total</b>	<b>16106</b>	<b>13816</b>	<b>29922</b>	<b>15379</b>	<b>14105</b>	<b>29484</b>	<b>11152</b>	<b>10213</b>	<b>21365</b>	<b>10172</b>	<b>8844</b>	<b>19016</b>
13.	Uttarkashi	General	1538	1384	2922	1721	1604	3325	1343	1317	2660	1274	1195	2469
		SC	990	919	1909	1089	944	2033	675	618	1293	648	482	1130
		ST	72	61	133	61	47	108	51	46	97	52	46	98
		OBC	1203	1111	2314	1358	1245	2603	923	959	1882	896	821	1717
		<b>Total</b>	<b>3803</b>	<b>3475</b>	<b>7278</b>	<b>4229</b>	<b>3840</b>	<b>8069</b>	<b>2992</b>	<b>2940</b>	<b>5932</b>	<b>2870</b>	<b>2544</b>	<b>5414</b>
Uttarakhand	General	55408	49881	105289	58369	52609	110978	47135	44337	91472	45723	42765	88488	
	SC	22038	19973	42011	21152	19476	40628	13603	12722	26325	12372	11057	23429	
	ST	3281	3237	6518	3326	3533	6859	2612	2813	5425	2765	2542	5307	
	OBC	20046	19936	39982	18870	19011	37881	13006	13455	26461	12077	12355	24432	
	<b>Total</b>	<b>100773</b>	<b>93027</b>	<b>193800</b>	<b>101717</b>	<b>94629</b>	<b>196346</b>	<b>76356</b>	<b>73327</b>	<b>149683</b>	<b>72937</b>	<b>68719</b>	<b>141656</b>	

Source: UDISE 2012-13

## Class-wise & Cast-wise Enrolment (Education Department)

S. No.	District	Category	Class IX			Class X			Class XI			Class XII		
			Boys	Girls	Total	Boys	Girls	Total	Boys	Girls	Total	Boys	Girls	Total
1.	Almora	General	3459	4020	7479	3668	4114	7782	2737	2989	5726	2723	3340	6063
		SC	1665	1571	3236	1440	1511	2951	793	842	1635	730	833	1563
		ST	5	8	13	2	4	6	2	5	7	2	6	8
		OBC	141	180	321	135	190	325	105	148	253	89	147	236
		<b>Total</b>	<b>5270</b>	<b>5779</b>	<b>11049</b>	<b>5245</b>	<b>5819</b>	<b>11064</b>	<b>3637</b>	<b>3984</b>	<b>7621</b>	<b>3544</b>	<b>4326</b>	<b>7870</b>
2.	Bageshwar	General	969	1287	2256	1101	1453	2554	858	936	1794	991	1000	1991
		SC	711	748	1459	687	740	1427	504	413	917	473	355	828
		ST	1	4	5	2	4	6	3	9	12	3	9	12
		OBC	86	110	196	98	112	210	75	74	149	70	64	134
		<b>Total</b>	<b>1767</b>	<b>2149</b>	<b>3916</b>	<b>1888</b>	<b>2309</b>	<b>4197</b>	<b>1440</b>	<b>1432</b>	<b>2872</b>	<b>1537</b>	<b>1428</b>	<b>2965</b>
3.	Chamoli	General	2400	2447	4847	2834	2819	5653	2253	2421	4674	2282	2405	4687
		SC	1013	880	1893	1048	861	1909	739	597	1336	636	483	1119
		ST	46	58	104	65	59	124	79	76	155	56	55	111
		OBC	52	87	139	70	79	149	51	65	116	53	63	116
		<b>Total</b>	<b>3511</b>	<b>3472</b>	<b>6983</b>	<b>4017</b>	<b>3818</b>	<b>7835</b>	<b>3122</b>	<b>3159</b>	<b>6281</b>	<b>3027</b>	<b>3006</b>	<b>6033</b>
4.	Champawat	General	1347	1573	2920	1416	1481	2897	927	1128	2055	1030	1015	2045
		SC	544	460	1004	436	383	819	268	243	511	232	243	475
		ST	0	3	3	1	2	3	3	1	4	3	3	6
		OBC	136	98	234	153	104	257	89	106	195	104	111	215
		<b>Total</b>	<b>2027</b>	<b>2134</b>	<b>4161</b>	<b>2006</b>	<b>1970</b>	<b>3976</b>	<b>1287</b>	<b>1478</b>	<b>2765</b>	<b>1369</b>	<b>1372</b>	<b>2741</b>
5.	Dehradun	General	1197	1657	2854	1301	1640	2941	1107	1558	2665	1188	1607	2795
		SC	1026	1089	2115	909	933	1842	620	659	1279	482	550	1032
		ST	824	975	1799	893	1113	2006	663	911	1574	688	765	1453
		OBC	887	1029	1916	868	1038	1906	607	604	1211	492	580	1072
		<b>Total</b>	<b>3934</b>	<b>4750</b>	<b>8684</b>	<b>3971</b>	<b>4724</b>	<b>8695</b>	<b>2997</b>	<b>3732</b>	<b>6729</b>	<b>2850</b>	<b>3502</b>	<b>6352</b>



S. No.	District	Category	Class IX			Class X			Class XI			Class XII		
			Boys	Girls	Total	Boys	Girls	Total	Boys	Girls	Total	Boys	Girls	Total
6.	Haridwar	General	281	323	604	216	305	521	55	131	186	57	84	141
		SC	644	772	1416	471	647	1118	71	227	298	91	140	231
		ST	19	30	49	3	6	9	8	7	15	2	3	5
		OBC	1203	1405	2608	1061	1359	2420	212	332	544	228	338	566
		<b>Total</b>	<b>2147</b>	<b>2530</b>	<b>4677</b>	<b>1751</b>	<b>2317</b>	<b>4068</b>	<b>346</b>	<b>697</b>	<b>1043</b>	<b>378</b>	<b>565</b>	<b>943</b>
7.	Nainital	General	2562	2943	5505	2751	3017	5768	2350	3053	5403	2122	2572	4694
		SC	1767	1591	3358	1452	1419	2871	1019	1046	2065	735	848	1583
		ST	43	49	92	33	44	77	23	20	43	12	4	16
		OBC	416	679	1095	351	479	830	184	389	573	122	315	437
		<b>Total</b>	<b>4788</b>	<b>5262</b>	<b>10050</b>	<b>4587</b>	<b>4959</b>	<b>9546</b>	<b>3576</b>	<b>4508</b>	<b>8084</b>	<b>2991</b>	<b>3739</b>	<b>6730</b>
8.	Pauri	General	3417	3460	6877	3937	3957	7894	2873	2961	5834	3390	3229	6619
		SC	1216	1162	2378	1191	1082	2273	780	710	1490	698	671	1369
		ST	67	35	102	49	20	69	42	23	65	61	20	81
		OBC	70	101	171	76	98	174	44	74	118	43	72	115
		<b>Total</b>	<b>4770</b>	<b>4758</b>	<b>9528</b>	<b>5253</b>	<b>5157</b>	<b>10410</b>	<b>3739</b>	<b>3768</b>	<b>7507</b>	<b>4192</b>	<b>3992</b>	<b>8184</b>
9.	Pithoragarh	General	1929	2267	4196	2100	2335	4435	2020	2151	4171	1815	1718	3533
		SC	1413	1301	2714	1341	1088	2429	969	906	1875	763	726	1489
		ST	83	138	221	72	128	200	105	109	214	87	103	190
		OBC	345	360	705	378	400	778	343	333	676	274	309	583
		<b>Total</b>	<b>3770</b>	<b>4066</b>	<b>7836</b>	<b>3891</b>	<b>3951</b>	<b>7842</b>	<b>3437</b>	<b>3499</b>	<b>6936</b>	<b>2939</b>	<b>2856</b>	<b>5795</b>
10.	Rudrapur	General	1815	1817	3632	1908	1909	3817	1475	1621	3096	1694	1726	3420
		SC	564	536	1100	618	521	1139	370	296	666	419	329	748
		ST	2	0	2	4	3	7	0	1	1	2	0	2
		OBC	47	41	88	48	38	86	37	37	74	36	30	66
		<b>Total</b>	<b>2428</b>	<b>2394</b>	<b>4822</b>	<b>2578</b>	<b>2471</b>	<b>5049</b>	<b>1882</b>	<b>1955</b>	<b>3837</b>	<b>2151</b>	<b>2085</b>	<b>4236</b>
11.	Tehri	General	3662	4013	7675	4537	4740	9277	3227	3631	6858	3133	3526	6659
		SC	1141	1066	2207	1124	1185	2309	709	669	1378	603	542	1145
		ST	6	5	11	2	13	15	9	10	19	6	8	14
		OBC	586	620	1206	695	649	1344	493	525	1018	458	428	886
		<b>Total</b>	<b>5395</b>	<b>5704</b>	<b>11099</b>	<b>6358</b>	<b>6587</b>	<b>12945</b>	<b>4438</b>	<b>4835</b>	<b>9273</b>	<b>4200</b>	<b>4504</b>	<b>8704</b>
12.	U.S. Nagar	General	833	1194	2027	862	1392	2254	745	1227	1972	740	1268	2008
		SC	1833	2121	3954	1702	2180	3882	1097	1345	2442	1019	874	1893
		ST	528	742	1270	532	865	1397	409	649	1058	425	607	1032
		OBC	2627	3051	5678	2315	3114	5429	1195	1927	3122	1072	1504	2576
		<b>Total</b>	<b>5821</b>	<b>7108</b>	<b>12929</b>	<b>5411</b>	<b>7551</b>	<b>12962</b>	<b>3446</b>	<b>5148</b>	<b>8594</b>	<b>3256</b>	<b>4253</b>	<b>7509</b>
13.	Uttarkashi	General	951	1106	2057	1089	1267	2356	941	1114	2055	918	1024	1942
		SC	823	843	1666	941	875	1816	628	587	1215	595	464	1059
		ST	40	41	81	37	37	74	35	34	69	42	41	83
		OBC	842	956	1798	976	1095	2071	818	918	1736	829	780	1609
		<b>Total</b>	<b>2656</b>	<b>2946</b>	<b>5602</b>	<b>3043</b>	<b>3274</b>	<b>6317</b>	<b>2422</b>	<b>2653</b>	<b>5075</b>	<b>2384</b>	<b>2309</b>	<b>4693</b>
Uttarakhand	General	24822	28107	52929	27720	30429	58149	21568	24921	46489	22083	24514	46597	
	SC	14360	14140	28500	13360	13425	26785	8567	8540	17107	7476	7058	14534	
	ST	1664	2088	3752	1695	2298	3993	1381	1855	3236	1389	1624	3013	
	OBC	7438	8717	16155	7224	8755	15979	4253	5532	9785	3870	4741	8611	
	<b>Total</b>	<b>48284</b>	<b>53052</b>	<b>101336</b>	<b>49999</b>	<b>54907</b>	<b>104906</b>	<b>35769</b>	<b>40848</b>	<b>76617</b>	<b>34818</b>	<b>37937</b>	<b>72755</b>	

Source: UDISE 2012-13

## District-wise Teachers

S. No.	District	Government School			Aided School		
		Regular	Para	Total	Regular	Para	Total
1	Almora	1539	13	1552	190	4	194
2	Bageshwar	444	5	449	30	1	31
3	Chamoli	1297	15	1312	34	3	37
4	Champawat	537	3	540	18	1	19
5	Dehradun	1053	23	1076	359	8	367
6	Pauri	2185	198	2383	325	2	327
7	Hardwar	286	1	287	25	0	25
8	Nainital	1359	3	1362	24	7	31
9	Pithoragarh	1121	9	1130	30	0	30
10	Rudraprayag	859	3	862	31	0	31
11	Tehri	1453	10	1463	50	2	52
12	U.S. Nagar	732	0	732	94	10	104
13	Uttarkashi	808	6	814	12	2	14
	<b>Total</b>	<b>13673</b>	<b>289</b>	<b>13962</b>	<b>1222</b>	<b>40</b>	<b>1262</b>

Source: UDISE 2012-13

# CHAPTER - 3

## Rashtriya Madhyamik Shiksha Abhiyan

### Introduction

- National Programme for universalisation and quality improvement in secondary education.
- Declaration by Hon'ble Prime Minister on the Independence Day, 2007.
- Planning Commission of India in the Mid Term Appraisal of the Tenth Five Year plan recommended
- Setting up of a new mission for secondary education, on the lines of SSA.

### Vision

- The vision is to make good quality secondary education available, accessible and affordable along with universalisation of secondary education.

### Objectives

- Good quality secondary education to all young people in the age group of 14-18 years.
- To provide a secondary school within a reasonable distance of any habitation, i.e. should be 5 Km for secondary schools and 7-10 Km for higher secondary schools.
- Ensure Gross enrolment (GER) of 70% by 2012 and universal access to secondary education by 2017 (GER of 100%).
- Universal retention by 2020.
- Providing access to secondary education with special reference to economically weaker sections of the society, the educationally backward, the girls and the disabled children residing in rural areas and other marginalised categories like SC, ST, OBC & educationally backward minorities.

### Target Group

- All the young people in the age group of 14-18 who have completed primary education up to class 8th.
- In the first phase for class 9th and 10th of Government schools.

### Financial Pattern

- Central government aided scheme in which-
  - ❖ During the 11th Five Year Plan (2007-12) the Central Govt. will bear 75% and the State Govt. will bear the rest 25%.
  - ❖ For the 12th Five Year Plan, the sharing pattern between the Centre and States will change to 50:50.

### Approach and Strategy

In the context of universalisation of secondary education, large scale inputs in terms of additional schools, additional class rooms, teachers and facilities need to be provided to meet the challenge of numbers, credibility and quality. The strategy for universalizing access to secondary education and improving its quality are as follows:

- Access
- Quality
- Equity
- Institutional reforms and strengthening of Resource institutions



## Access

- Up-gradation of upper primary schools/secondary schools (as per requirement and the State norms),
- Establishment of new secondary and higher secondary schools in unserved areas,
- The existing schools will be made disabled friendly and rain harvesting systems will be installed,
- New schools will also be set up in PPP mode,

## Quality

- Providing required infrastructure like black boards, furniture, libraries, science and mathematics laboratories, computer labs, toilet cluster etc.
- Appointment of additional teachers,
- In-service training of Principals,
- Leadership training of Principals,
- Reviewing curriculum to meet the NCF 2005 norms,
- Reforms in examinations systems,
- Residential accommodation for teachers in rural and difficult hilly areas. Preference to be given to female teachers.



Book Fair

## Equity

- Free lodging/boarding facilities for students belonging to SC,ST, OBC and minority communities,
- Hostels/residential schools, cash incentive, uniforms, books, separate toilets for girls,
- Providing scholarships to meritorious/needy students at secondary level,
- Inclusive education will be the hall mark of all the activities,
- Expansion of open and distance education.



Free cycle distribution to girls

## Institutional Reforms & Strengthening of Resource Institutions

- Reforms in school governance-decentralizing their management and accountability,
- Rational policy of teacher recruitment, deployment, training, remuneration and career advancement,
- Under taking reforms in educational administration including modernization/e-governance and delegation/de-centralization,
- Maximum use of allotted physical and financial resources,
- Strengthening of SCERT, State Open School, SIEMAT and other institutions,
- Involvement of Panchayati Raj Institutions, teachers and parents in school management.

## Pre Project Activities

- For effective implementation of the Scheme at the State level, a Society- "Uttarakhand Sabhi Ke Liye Madhyamik Shiksha Parishad" formed,
- For the functioning and monitoring of the activities under RMSA, different committees constituted at the State and district levels,
- For the functioning and monitoring of the activities under RMSA, School Management and Development committee and its two subcommittees namely Academic committee and Construction committee constituted at school level,
- Secondary Education Management Information System (SEMIS) established,
- Collection of data in SEMIS format from school,
- Strengthening of District Education Office and Block Education Office,
- Availability of infrastructure in District Education Office and Block Education Office,
- School mapping for establishment/up gradation of secondary schools,
- Identification of schools for up gradation,
- Base line survey of schools and districts,
- Formation/training of District Core Team,
- Environment Building Programme for awareness of the scheme,
- Separate bank accounts for RMSA in schools, districts and the State level.



Science Fair

## Major Interventions

- Physical Resources,
  - ❖ Construction of class rooms,
  - ❖ Construction of library rooms,
  - ❖ Construction of science laboratories,
  - ❖ Construction of computer rooms,
  - ❖ Construction of art- craft room,
  - ❖ Construction of Headmaster/Principal's room,
  - ❖ Construction of office room,
  - ❖ Separate toilet blocks and drinking water facilities for girls and boys,
  - ❖ Strengthening of sports fields,
  - ❖ Major repair as per need of the schools,
  - ❖ To provide residential facility for teachers in remote areas,
  - ❖ Arrangement of library, science laboratory and computers in schools,
  - ❖ Arrangement of furniture in schools,
  - ❖ To make all schools disabled friendly,
  - ❖ Arrangement of educational equipment in schools.



## Human resources

- To provide human resources in New/Upgraded schools as per the State Norms.
  - ❖ Headmaster/Principal,
  - ❖ Regular trained teachers,
  - ❖ Part time teachers,
  - ❖ Office assistant/Duftery,
  - ❖ Laboratory assistant,
  - ❖ New sections in existing schools,
  - ❖ Arrangement of trained regular teachers as per student teacher ratio i.e. 1:1.5.

## Other

- Annual recurring school grant of Rs. 50,000.00 (Rs. Fifty thousand only) for equipment/ goods of educational activity, sports, music and recurring charges for school development, electricity, telephone internet, water etc.,
- Annual grant for subscription of news papers & magazines, buying of books etc.,
- Annual grant for Laboratory apparatuses,
- Annual grant of Rs 25000 (Rs. Twenty five thousand only) for maintenance & repair,
- Five days residential training for all regular working teachers,
- Arrangement of educational excursion tours and science exhibitions for children,
- Programme for dropout/out of school children to bring back and attach them in main stream of education,
- Arrangement of different incentives for special target groups GHS viz. SC/ST/OBC/minority/girls,
- Strengthening of SCERT, State Open School , SIEMAT and other institutions,
- Establishment of guidance and counselling bureau at the State level.



Art and Craft Activity



# CHAPTER - 4

## Project : Management, Planning & Implementation

"Uttarakhand Sabhi Ke Liye Madhyamik Shiksha Parishad" has been constituted under Societies Registration Act, 1960 on 7<sup>th</sup> February 2009 with reference to the chapter 8 sub section 8.2 of the guidelines as prescribed by Govt. of India. The main objective of the formation of the Society is for functioning, monitoring and quality education in school education with regard to different schemes assisted by the State and the Central Govt. like Rashtriya Madhyamik Shiksha Abhiyan (RMSA), Information and Communication Technology (ICT), Inclusive Education for Disabled at Secondary Stage (IEDSS), Girls hostel etc.

To achieve the goal of the Society following committees have been constituted-

### General Assembly

1	Chief Minister, Uttarakhand	Chairman (Ex-officio)
2	School Education Minister, Uttarakhand	Vice chairman (Ex-officio)
3	Minister of Finance and Planning, Uttarakhand	Member
4	Minister of Social Welfare, Woman Empowerment and Child Development, Uttarakhand	Member
5	Chief Secretary, Uttarakhand	Member (Ex-officio)
6	Secretary School Education, Uttarakhand	Member (Ex-officio)
7	Secretary Social Welfare, Uttarakhand	Member (Ex-officio)
8	Secretary Development and Panchayati Raj, Govt. of Uttarakhand	Member (Ex-officio)
9	Additional Secretary School Education	Member (Ex-officio)
10	Director SCERT	Member (Ex-officio)
11	Additional Project Director, RMSA	Member (Ex-officio)
12	Three members of Nongovernmental organization working in the field of education in state nominated by state govt. (minimum one woman and one from SC/ST category).	Member
13	Head of the academic and technical institution working in the field of resource development nominated by state govt. (Maximum 05)	Member
14	(a) Well deserve and dedicated three teacher nominated by state govt. (minimum are woman and one from SC/ST category). (b) Three principals with outstanding dedication and fame in secondary education nominated by state government, minimum one woman and one from SC/ST category.	Member Member
15	Other Ex-officio member of state govt. (a) Head of the committee from selected district (b) Three Head of Department of elementary/secondary education from SCERT. (c) Working Head of District Task Force.	Member Member Member

16	(a) Representative of Govt. of India Nominated representative from MHRD	Member
	(b) Director NCERT, New Delhi	Member
	(c) Director NUPA, New Delhi	Member
	(d) Two educationists of famous for their experience and teaching aptitude nominated by Govt. of India and State Govt.	Member
	(e) Director National education council, New Delhi	Member
	(f) Vice-Chancellor Garhwal and Kumaun University	Member
17	Director General, School Education	Member Secretary (Ex-officio)

### Executive Committee

1	Chief Secretary Uttarakhand Govt.	Chairman (Ex-officio)
2	Secretary School Education Uttarakhand Govt.	Vice Chairman (Ex-officio)
3	Secretary of Finance and Planning Uttarakhand Govt. or representative	Member
4	Secretary, Rural Development and Panchayati Raj, Govt. of Uttarakhand	Member
5	Additional Secretary School Education, Uttarakhand Govt.	Member (Ex-officio)
6	Additional Director School Education	Member (Ex-officio)
7	Director Women empowerment and child development or representative.	Member (Ex-officio)
8	Two selected head of district task force nominated by chairman (cyclic order)	Member
9	Two Directors/representatives of state level academic and technical resource agencies nominated by the state govt.	Member
10	One educationist without teaching aptitude and experience nominated by state and central govt.	Member
11	One Female Member nominated by the chairman, with specific capacity in formal and innovative education.	Member
12	Person from non-governmental organization with specific quality to work with SC/ST communities nominated by chairman.	Member
13	Director SCERT Uttarakhand	Member
14	Secretary, Uttarakhand Board of Secondary Education	Member
15	Director General/State Project Director, RMSA	Secretary (Ex-officio)

### State Programme Committee

1	Additional State Project Director, RMSA	Chairman
2	Representative of NUPA, NCERT, SCERT, SIEMAT, Garhwal and Kumaun University	Members
3	Finance Controller, SPO, RMSA	Member
4	Joint State Project Director SPO, RMSA	Member Secretary



## Sub-committees of the Executive Committee

The manual of the Society vide section 44 confers the Executive Committee, the right to constitute different sub-committees to conduct the different programmes and delegate the powers to these committees. Hence, the Finance Committee and the Programme Monitoring Committees have been constituted as subcommittees by the Executive Committee-

### Finance Committee

1	Principal Secretary Finance, Govt. of Uttarakhand	Chairman
2	Secretary School Education, Govt. of Uttarakhand	Member
3	One representative of finance department nominated by Principal Secretary or Secretary Finance.	Member
4	Additional Secretary (Secondary Education)	Member
5	Additional Secretary (Basic Education)	Member
6	Additional Secretary (Planning)	Member
7	State Project Director, SSA	Member
8	Additional Director SCERT	Member
9	Additional Director SIEMAT	Member
10	Additional Director School Education	Member
11	Finance Controller SSA	Member
12	Finance Controller RMSA	Member
13	Finance Controller School Education	Member
14	Additional State Project Director RMSA	Member
15	Nominated representative of govt. of India	Member
16	Director General/State Project Director RMSA	Secretary Member

The main objective of the Finance Committee is to scrutinize the proposals financially, Financial approval for new programmes to be under taken, advising the Executive Committee on financial matters and all other duties as assigned by the Chairman of the Executive Committee.

### Programme Monitoring Committee

1	Secretary School Education Govt. of Uttarakhand	Chairman
2	Additional Secretary Finance Govt. of Uttarakhand	Member
3	Additional Secretary (Secondary Education)	Member
4	Additional Secretary (Basic Education)	Member
5	Additional Secretary (Planning)	Member
6	State Project Director, SSA	Member
7	Additional Director SCERT	Member
8	Additional Director SIEMAT	Member
9	Additional Director School Education	Member
10	Additional State Project Director RMSA	Member
11	Additional State Project Director SSA	Member



12	Secretary Uttarakhand School Education Shiksha Parishad Ramnagar	Member
13	One District Project Officer (RMSA) nominated by Secretary School Education	Member
14	One Block Education Officer nominated by Secretary School Education	Member
15	Representative of Non-governmental organizations working in the field of education nominated by chairman.	Member
16.	Representative of recognized Govt. teacher association.	Member
17	Representative of recognized secondary teachers association.	Member
18	Director General/State Project Director, RMSA	Member Secretary

The Main objective of the Programme Monitoring Committee is to prepare the plan and ensure functioning and monitoring as per the rights and duties delegated by the Chairman of the Executive Committee. The Chairman of Programme Monitoring Committee as been delegated the right to take the prompt decision in favour of the project under instantaneous needs and get the decisions endorsed in the forthcoming meeting of Executive Committee.

### **District Project Committee**

District Project Committee of RMSA has been constituted at the District Level under the chairmanship of the concerned District Magistrate

1	District Magistrate	Chairman
2	District Education Officer	Vice Chairman
3	Finance and Account Officer (Secondary Education)	Member
4	Additional District Education Officer (Basic)	Member
5	District Social Welfare Officer	Member
6	Chief Medical Officer	Member
7	District in charge of National Information Centre	Member
8	Assistant Finance and Account Officer (Secondary Education) related district	Member
9	Representative of non-governmental organization nominated by Chairman	Member
10	One Educationist nominated by Chairman	Member
11	Representative of social archivist working in the field of education nominated by Chairman	Member
12	One District Panchayat Member nominated by Chairman District Panchayat (Cyclic order)	Member
13	One Block Panchayat Pramukh nominated by chairman	Member
14	One representative of SC/ST/OBC nominated by chairman	Member
15	One chairman of SMDC/PTA nominated by district education officer	Member
16	One representative nominated by State Project Director	Member
17	Two Principals/Headmaster Intermediate/High School nominated by DEO minimum one female representative	Member
18	One Representative of recognized Govt. teacher/secondary teacher association	Member
19	District Education Officer (Secondary)/District Project Officer	Member Secretary

## School Level Committee

### School Management and Development Committee

At the school level, a School Management and Developments Committee (SMDC) constituted, which is be responsible for making the perspective and annual work plans at the school level. A savings bank account is opened in the name of the concerned SMDC of every school in the nearby branch of any nationalized bank. The following is the structure is proposed for SMDC at the school level-

1	Principal	Chairman
2	Senior teacher	Member Secretary
3	Teacher (Social Science)	Member
4	Teacher (Science)	Member
5	Teacher (Mathematics)	Member
6	Male Guardian	Member
7	One Female Guardian	Member
8	Two Panchayat Member/Ward Member	Member
9	One representative of SC/ST Category	Member
10	One representative of Educationally backward cadre	Member
11	One Member of Mahila Dal	Member
12	One Member of Education Development Committee of every village resaved by school	Member
13	Three members with science, art and cultural background Nominated by DPO/DEO	Member
14	One Education Office Nominated by DEO	Member
15	One representative of Finance and Accounts	Member

The meeting of SMDC is held minimum once in every three month. SMDC is comprised of two subcommittees-

- (1) School Construction Monitoring Committee
- (2) Educational Committee.

These committee is constituted as follows-

#### 1. School Construction & Monitoring Committee

The Committee takes stock of the School Planning, estimates, management inspections, monitoring, reporting, maintenance of accounts, and presentation of accounts in the meetings of SMDC and village education committee. The committee is be as follows-

1	Principal	Chairman
2	Member Panchayat (nominated by Gram Pradhan/ward member (urban area)	Member
3	One Guardian nominated by PTA	Member
4	Junior Engineer(expertise in construction work)	Member Secretary
5	One member of Finance and Account cadre	Member

The meeting of school construction committee is be held once in every three months. The committee monitors the different construction works being under taken in the school regularly. After the start of construction work, the evaluation will be done by third party technical institute/ institution which will give its report after completion of 25%, 50%, & 75% of the work respectively. Construction work is done by the construction agency in school.



## 2. Educational Committee

The committee is responsible for all educational activities, planning, management, monitoring, supervision, SEMIS, quality education, equity, children with special needs, student-teacher attendance, teacher training, guidance & Counselling, student achievement and curricular activities. The members of the committee are as follows-

1	Principal	Chairman
2	Guardians of one student studying in all secondary classes	Member
3	One Astd. Teacher each of the following subjects: Science/Maths, Social Science, Language (Hindi/English), Art/Physical Education	Member
4	One member to be nominated by the Principal	Member Secretary

## Parent-Teacher Association

Parents Teacher Association is constituted in every school. The meeting of this association is held minimum once in every month. Every teacher maintains a register in which suggestions and complaints of the guardians will be registered and the principal sees and insures that actions are taken as per suggestions and complaints, regularly. This register is produced in the monthly meetings of SMDC.

## Planning Process

For Effective planning of RMSA, the State has adopted four tier planning process.

### 1. Creation of Planning Core Group at different Level

Planning Committee are created at different levels, comprising of project functionaries, education department functionaries, other department functionaries, NGO's representatives, public representatives and parents there are:-

- State Level Planning Committee
- District Level Planning Committee
- Block Level Planning Committee
- School Level Planning Committee

### 2. Orientation and Capacity Building of Planning Committee

All of the members of these committees are trained for their capacity building pertaining to planning and implementation issues.

### 3. School Mapping

- School mapping is a geographical and mathematical exercise, on the basis of this exercise we can identify served and unserved habitations according to norms.
- This is a transparent method to open or up gradation of schools according to norms.
- On the basis of this, proposals prepared to open new primary, upper primary, secondary and higher secondary schools.
- For school mapping at first habitations identified. Geographical maps of habitations lying in a clusters boundary have to be prepared, which is an administrative unit for school mapping.
- On the basis of geographical map distance between habitations marked in map.
- Distance matrix prepared on the basis of distance between habitations.



For example

#### For Primary Schools

Distance (Km.)	Habitation-1	Habitation-2	Habitation-3
Habitation-1	0	2	1
Habitation-2	2	0	0.8
Habitation-3	1	0.8	0

- After distance matrix 0-1 grade matrix has to be prepared. For example to open a new primary school the norm is of 1 km .so all the distance which is equal or less than 1 km denoted as 0 and more than 1 km are denoted as 1.

For example

#### 0-1 Grade Matrix ( $1 \geq 0, 1 < 1$ )

Distance (Km.)	Habitation-1	Habitation-2	Habitation-3
Habitation-1	0	1	0
Habitation-2	1	0	0
Habitation-3	0	0	0

On the basis of grade matrix, new primary school will be opened in hab-3 which will serve to other two habitations.

- So that on the basis of school mapping opening of new school in hab-3 is purely a transparent decision. All three habitations will get school facility within 1 km radius.
- Without school mapping all three habitations will demanding for school, which is not good for planning and budgeting.

Same this process can adopt to open upper primary schools (norm 3 km), secondary schools (norm 5 km) and senior secondary schools (norm 7 km).

#### Served and Unserved Habitations on the Basis of School Mapping (Secondary School)

S.No.	District	GAR	Total habitations	Total habitations	Unserved habitations	Requisite no. of schools	Habitations to be served
1	Almora	87.81	3225	2832	393	2	12
2	Bageshwar	89.92	962	865	97	5	33
3	Champawat	70.13	1289	904	385	6	41
4	Nainital	94.84	1860	1764	96	4	15
5	Pithoragarh	94.20	3170	2986	184	0	0
6	US Nagar	95.96	1214	1165	49	8	22
7	Dehradun	86.14	1725	1486	239	15	64
8	Haridwar	78.01	823	642	181	21	66
9	Tehri	80.53	2455	1977	478	5	17
10	Uttarkashi	82.89	1175	974	201	10	40
11	Chamoli	86.92	1453	1263	190	12	56
12	Pauri	96.62	3665	3541	124	7	29
13	Rudraprayag	93.50	938	877	61	4	14
	<b>Uttarakhand</b>	<b>88.82</b>	<b>23954</b>	<b>21276</b>	<b>2678</b>	<b>99</b>	<b>409</b>

- School mapping exercise has been completed in all the districts in the year 2011-12. This was first attempt so that the accuracy level may not be 100%. In future this exercise will be made more accurate.
- Out of 2678 unserved habitations 409 habitations will be served in future due to up gradation of 99 UPS. Remaining 2269 habitations will be unserved due to not fulfilment of student norms (minimum 30 in class 9th).
- It is proposed to do a survey through DIETs to observe that how many children have passed class 8th are not going in schools.
- On the basis of survey the habitations where out of school children will be find, facility of secondary education will be proposed through open schooling.

#### 4. Plan Preparation

School Development Plan is prepared at School level. District level work plan is prepared after compilation and analysis of School Development Plan at Block level.

#### 5. Implementation and Effective Monitoring

After the approval of Annual Work Plan & Budget (AWP&B) from GOI, it is implemented through School Management and Development Committee at school level. Work Plan is monitored by Block, District and State level committee/functionaries.



CCE - Workshop

### Project Implementation

State Project Office at state level and District Project Office at district level are established for project implementation. Block Education Officer is nominated as Ex-Officio, Block Project Officer at block level. Employees are deputed on deputation or outsourcing basis in State Project Office and District Project Office,



State Government rules and regulations on deputation or rules and regulations of outsourcing agency are applicable on the same. The lien of employee is maintained in his/her department on deputation. The detail of sanctioned post at different level is following-

### Sanctioned, Working & Vacant Posts under RMSA

(As on 31st March, 2013)

Name of Office	Details of Post	Sanctioned	Working	Vacant	Type of Posting
	State Project Director	1	1	0	Ex-Officio, Director General, School Education
	Additional State Project Director	1	0	1	Deputation
	Finance Controller	1	1	0	Ex-Officio, Finance Controller, SSA
Uttarakhand Sabhi Ke Liye Madhyamik Shiksha Parishad, State Project Office, Dehradun	Joint State Project Director	2	2	0	Deputation
	Finance Officer	1	1	0	Deputation
	Assistant State Project Director	4	2	2	Deputation
	Administrative Officer	1	0	1	Deputation
	Accountant	1	1	0	Deputation
	Computer Operator	3	3	0	Outsourcing
	Peon	3	3	0	Outsourcing
	District Project Office, Uttarakhand Sabhi Ke Liye Madhyamik Shiksha Parishad	District Project Officer	13	13	0
District Resource Person (Academic, Evaluation & Innovation)		13	10	3	Deputation
District Resource Person (Construction, Planning & SEMIS)		13	11	2	Deputation
Assistant Account Officer		13	13	0	Deputation
Accountant		13	13	0	Deputation
Computer Operator		13	13	0	Outsourcing
Block Project Office	Block Project Officer	95	95	0	Ex-Officio, Block Education Officer

### Implementation of Right to Information Act-2005 (RTI Act)

Public Authority Unit under Right to Information Act-2005 has been constituted vide Education Secretary's GO no. 385/XXIV-5/2010, dated 12th November, 2010. The Joint State Project Director (Academic) is designated Public Information Officer while Additional Director, School Education, Head Office is designated Appellate Authority. Similarly the concerned District Project Officer, RMSA of all the DPOs are designated Public Information Officer while the District Education Officer are designated Appellate Authority. The State and District level units are committed to provide information to the public at large on the works undertaken under the Project.

Details of request application and appeal for year 2012-13 under Right to Information Act-2005:-

Request Application Form			First Appeal		
Total received application	Total disposed off application	Total rejected application	Total received first appeal application	Total disposed off first appeal application	Total rejected first appeal application
49	49	0	04	04	0



## Detail of District-wise Public Information Officer

S.No.	Name of Officer	Designation & Address	STD Code	Phone	Fax	E-mail
1	Shri R.P. Dandriyal	Joint State Project Officer, Uttarakhand Sabhi Ke Liye Madhyamik Shiksha Parishad, Nanoorkhera, Tapovan Marg, Dehradun	0135	2780422	2780422	rpdandriyal47@gmail.com
2	Shri Atul Semwal	District Project Officer, RMSA, Almora	05962	234662	234662	rmsaalmo@gmail.com
3	Shri V.N. Singh	District Project Officer, RMSA, Bageshwar	05963	248153	220417	rmsabage@gmail.com
4	Shri Dinesh Lal Shah	District Project Officer, RMSA, Chamoli	01372	251569	251569	rmsachamoligpr@gmail.com
5	Shri Ashok Kumar Singh	District Project Officer, RMSA, Champawat	05965	230817	230531	rmsachamp@gmail.com
6	Smt Kunwar Singh Rawat	District Project Officer, RMSA, Dehradun	0135	2780215	2780215	rmsadehra@gmail.com
7	Smt. Kanchan Devrari	District Project Officer, RMSA, Haridwar	01334	221240	221240	rmsahari@gmail.com
8	Shri Hanuman Prasad Vishvakarma	District Project Officer, RMSA, Nainital	05942	248153	248153	rmsanaini@gmail.com
9	Shri Hareram Yadav	District Project Officer, RMSA, Pauri	01368	223441	223441	rmsapauri@gmail.com
10	Shri Ramesh Chandra Arya	District Project Officer, RMSA, Pithoragarh	05964	228036	228036	rmsapitho@gmail.com
11	Shri Paras Nath Singh	District Project Officer, RMSA, US Nagar	05944	-	250054	rmsausnag@gmail.com
12	Shri Shiv Prasad Semwal	District Project Officer, RMSA, Uttarkashi	01374	224669	222122	rmsautta@gmail.com
13	Shri Kamlesh Prasad Gupta	District Project Officer, RMSA, Rudraprayag	01364	233985	233985	rmsarudr@gmail.com
14	Shri Dinesh Chandra Sati	District Project Officer, RMSA, Tehri	01378	227244	227646	rmsatehri@gmail.com

## CHAPTER - 5

# PAB Approved Annual Work Plan & Budget 2012-13

Govt. of India has approved the budget for different components for RMSA in the year 2012-13. The details are:-

S.No.	Component	Physical	Unitcost	Total Amount approved
1	Annual School Grant	2078	0.50	1039.00
2	Minor Repair Grant	1615	0.25	403.75
3	In Service Training for Teachers	3694	0.015	213.90
4	Training for New Teachers	1696	0.015	25.44
5	Salary of 8 Teachers including Headmaster per School for 81 Schools sanctioned during 2009-10 and 2010-11 (12 Months)	648	0.40	3110.40
6	Salary of Staff (Lab Attendant & Library cum Office Attendant) per School for 81 Schools sanctioned during 2009-10 and 2010-11 (12 Months)	162	0.12	233.28
7	Salary of 6 Teachers including Headmaster per School for 147 Schools sanctioned during 2011-12 (6 Months)	882	0.40	2116.80
8	Salary of Staff (Lab Attendant & Library cum Office Attendant) per School for 147 Schools sanctioned during 2011-12 (6 Months)	294	0.12	211.68
9	Salary for Lab Attendant in existing Schools (12 Months)	1766	0.12	2543.04
10	Excursion Trip for Students	106249	0.002	212.50
11	Special Teaching for Minority Students (Additional Academic Support)	7863	0.005	39.32
12	Salary for Resource Persons (02 Person for 12 months and 03 person for 06 months)	05	0.20	8.40
13	Salaries for Research Assistant (04 RAs for 12 months and 09 RAs for 06 months)	13	1.00	8.50
14	Workshop for teachers	51	0.40	20.40
15	Training of SMDC Members	28185	0.006	169.11
16	Training of SMDC Members	41580	0.006	249.48
17	MMER	—	—	208.93
	<b>Total</b>			<b>10655.44</b>

# CHAPTER - 6

## School Upgradation

### Access the Secondary Education

For the access to Secondary Education the Upper Primary Schools are upgraded as per norms, which are:-

1. Govt. upper primary school which have no secondary school within the periphery of 5km.
2. The no. of expected students in class IX should be 25 in upgraded schools.

In every upgraded school, the physical and human resources which have been sanctioned are as follows-

### (Upgradation of Govt. Upper Primary Schools to High School Level)

S.No.	Year	No. of Schools
1	2009-10	23
2	2010-11	58
3	2011-12	147
4	2012-13	0
	<b>Total</b>	<b>228</b>

The following Physical and Human Resources are sanctioned in each Upgradation school-

S.No.	Physical Infrastructure	No.
1	Class Room	
	(i) One Section School	02
	(ii) Two Section School	04
2	Science Laboratory Room	01
3	Principal Room	01
4	Office Room	01
5	Library Room	01
6	Computer Room	01
7	Art & Craft Room	01
8	Toilet Block	01

S.No.	Human Resource	No.
1	Head Master	01
2	Assistant Teacher (LT)	
	(i) Hindi	01
	(ii) Science	01
	(iii) Mathematics	01
	(iv) Social Science	01
	(v) English	01
3	Others	
	(i) Office Assistant	01
	(ii) Lab Assistant	01

- School Education Directorate deutes the Head Masters and Assistant Teachers. Non Academic staff is deuted through Outsourcing.

Recruitment of Teachers in Govt. Secondary School is being done through three sources.

1. Direct Recruitment - 70% from new applicants.
2. Direct Recruitment through Department Exam - 5% from elementary Teachers.
3. Promotion/Adjustment - 25% from elementary Teachers on the basis of seniority and merit.



### Status of Districtwise and Yearwise School Upgraded and Functioning

S. No.	District	2009-10		2010-11		2011-12	
		Sanctioned	Functioned	Sanctioned	Functioned	Sanctioned	Functioned
1	Dehradun	03	03	04	04	08	08
2	Haridwar	02	02	07	07	09	09
3	Tehri	03	03	03	03	12	12
4	Uttarkashi	01	01	03	03	13	13
5	Pauri	01	01	03	03	10	10
6	Chamoli	02	02	05	05	11	11
7	Rudraprayag	01	01	02	02	03	03
8	Almora	04	04	07	07	14	14
9	Bageshwar	02	02	05	05	08	08
10	Champawat	0	0	05	05	11	11
11	Nainital	01	01	05	05	07	07
12	Pithoragarh	02	02	06	06	22	22

### Physical Resources in Upgraded School

The schools upgraded in year 2009- 2013 are equipped with following resources:-

#### Sanctioned Physical Resources

S.No.		Per School	Sanctioned	
			No. of School	No. of Infrastructure
1	Class Room	02/04	228	564
2	Head Master Room	01	228	228
3	Office Room	01	228	228
4	Library Room	01	228	228
5	Computer Room	01	228	228
6	Science Laboratory Room	01	228	228
7	Art & Craft Room	01	228	228
8	Toilet Block	01	228	228
9	Lab Equipment	01	228	228



# CHAPTER - 7

## Strengthening of Schools

### Construction Work

Irrigation Department and Rural Engineering Service Department of Uttarakhand are involved in the construction work of RMSA. Irrigation Department, Uttarakhand is engaged for 05 districts namely Dehradun, Haridwar, Uttarkashi, Champawat, Almora & Rural Engineering Service Department, Uttarakhand is engaged for 08 districts namely Pauri, Tehri, Chamoli, Rudraprayag, Nainital, Bageshwar, Pithoragarh, Udham Singh Nagar. MOU has been signed with these agencies.

Construction Agencies prepare detail estimates and maps after physical verification of civil work sites which are approved by Technical Advisory Committee (TAC) of State Government. Local Community donated free of cost land for each civil work.



### Major Repair

- As per school need base and Actual estimates (Maximum Rs. 4.00 lakhs).

### School Grant

- Rs. 50 Thousand per school per year.
- (i) Rs. 25 Thousand – For Science Equipments.
  - (ii) Rs. 10 Thousand – For Library.
  - (iii) Rs. 15 Thousand – For Water Tax, Electricity Bill & Other Expenditure.

### Miner Repair

- Rs. 25 Thousand per year per schools.

### Lab Equipment

- Rs. 1 Lakh for Lab Equipments.

### Construction Work and Unit Cost Norm

Govt. of India has fixed the unit cost for upgraded school buildings and other construction works. For year 2011-12 the sanctioned amount by the Govt. of India for one section schools and 02 section schools are Rs 46.86 and Rs. 58.12 Lakh respectively but due to the geographical condition of the State it is not possible to undertake construction work at the same unit cost in the plane and hilly areas. So, the State Govt. has decided to fix different unit cost for hilly and plain areas based on schedule of rate of Public Works Department of the state. State Govt. has also fixed different class room sizes and other norms for hill and plain areas.



**Estimated Unit Cost as per State Norms (Hilly Area) (As per state PWD norms in the year 2012)**

S. No.	Name of work	State Norm (L × B)	Measurement of the room (sq.mt.)	Circulation Area (20%+w all area 15%) in per (sq.mt.)	Total Plinth area (sq.mt.)	Construction work sanctioned by Public construction department (sq.mt.)	Unit cost of construction work (in Rs.)	Furniture cost (in Rs.)	Total estimated unit cost (in Rs.)
1	Class room	6mt × 6mt	36	12.60	48.60	13,813.00	6,71,311.80	1,00,000.00	7,71,311.80
2	Science Laboratory	9mt × 6mt	54	18.90	72.90	13,813.00	10,06,967.70	1,50,000.00	11,56,967.70
3	Principal room	4mt × 3mt	12	4.20	16.20	13,813.00	2,23,770.60	40,000.00	2,63,770.60
4	Office room	4mt × 3mt	12	4.20	16.20	13,813.00	2,23,770.60	40,000.00	2,63,770.60
5	Computer room	9mt × 6mt	54	18.90	72.90	13,813.00	10,06,967.70	40,000.00	10,46,967.70
6	Library room	8mt × 6mt	48	16.80	64.80	13,813.00	8,95,082.40	1,00,000.00	9,95,082.40
7	Art and craft room	6mt × 5mt	30	10.50	40.50	13,813.00	5,59,426.50	40,000.00	5,99,426.50
8	Toilet	-	-	0.00	0.00	0.00	2,75,000.00	0.00	2,75,000.00
9	Laboratory equipment	-	-	-	-	-	-	-	1,00,000.00

**Estimated Unit Cost as per State Norms (Plain Area) (As per state PWD norms in the year 2012)**

S. No.	Name of work	State Norm (L × B)	Measurement of the room (sq.mt.)	Circulation Area (20%+w all area 15%) in per (sq.mt.)	Total Plinth area (sq.mt.)	Construction work sanctioned by Public construction department (sq.mt.)	Unit cost of construction work (in Rs.)	Furniture cost (in Rs.)	Total estimated unit cost (in Rs.)
1	Class room	8mt × 6mt	48	16.80	64.80	11,629.00	7,53,559.20	1,00,000.00	8,53,559.20
2	Science Laboratory	9mt × 6mt	54	18.90	72.90	11,629.00	8,47,754.10	1,50,000.00	9,97,754.10
3	Principal room	4mt × 3mt	12	4.20	16.20	11,629.00	1,88,389.80	40,000.00	2,28,389.80
4	Office room	4mt × 3mt	12	4.20	16.20	11,629.00	1,88,389.80	40,000.00	2,28,389.80
5	Computer room	9mt × 6mt	54	18.90	72.90	11,629.00	8,47,754.10	40,000.00	8,87,754.10
6	Library room	8mt × 6mt	48	16.80	64.80	11,629.00	7,53,559.20	25,000.00	7,28,559.20
7	Art and craft room	6mt × 5mt	30	10.50	40.50	11,629.00	4,70,974.50	40,000.00	5,10,974.50
8	Toilet	-	-	0.00	0.00	0.00	2,25,000.00	0.00	2,25,000.00
9	Laboratory equipment	-	-	-	-	-	-	-	1,00,000.00

**Estimated Unit Cost of (One Section School) Upgraded School (Hilly Area) (As per state PWD norms in the year 2012)**

S. No.	Name of work	Unit Cost (in Rs.)	Qty.	Total Unit Cost (in Rs.)	Furniture Cost (in Rs.)	Total Estimated Unit Cost (in Rs.)
1	Class room	6,71,311.80	02	13,42,623.60	2,00,000.00	15,42,623.60
2	Science Laboratory	10,06,967.70	01	10,06,967.70	1,50,000.00	11,56,967.70
3	Principal room	2,23,770.60	01	2,23,770.60	40,000.00	2,63,770.60
4	Office room	2,23,770.60	01	2,23,770.60	40,000.00	2,63,770.60
5	Computer room	10,06,967.70	01	10,06,967.70	40,000.00	10,46,967.70
6	Library room	8,95,082.40	01	8,95,082.40	1,00,000.00	9,95,082.40
7	Art and craft room	5,59,426.50	01	5,59,426.50	40,000.00	5,99,426.50
8	Toilet	2,75,000.00	01	2,75,000.00	0.00	2,75,000.00
<b>Total Cost</b>				<b>55,33,609.10</b>	<b>6,10,000.00</b>	<b>61,43,609.10</b>
<b>Lab. Equipment</b>				<b>0.00</b>	<b>0.00</b>	<b>1,00,000.00</b>
<b>Total Cost (01 Section School)</b>				<b>55,33,609.10</b>	<b>6,10,000.00</b>	<b>62,43,609.10</b>



**Estimated Unit Cost of (Two Section School) Upgraded School (Hilly Area)  
(As per state PWD norms in the year 2012)**

S. No.	Name of work	Unit Cost (in Rs.)	Qty.	Total Unit Cost (in Rs.)	Furniture Cost (in Rs.)	Total Estimated Unit Cost (in Rs.)
1	Class room	6,71,311.80	04	26,85,247.20	4,00,000.00	30,85,247.20
2	Science Laboratory	10,06,967.70	01	10,06,967.70	1,50,000.00	11,56,967.70
3	Principal room	2,23,770.60	01	2,23,770.60	40,000.00	2,63,770.60
4	Office room	2,23,770.60	01	2,23,770.60	40,000.00	2,63,770.60
5	Computer room	10,06,967.70	01	10,06,967.70	40,000.00	10,46,967.70
6	Library room	8,95,082.40	01	8,95,082.40	1,00,000.00	9,95,082.40
7	Art and craft room	5,59,426.50	01	5,59,426.50	40,000.00	5,99,426.50
8	Toilet	2,75,000.00	01	2,75,000.00	0.00	2,75,000.00
<b>Total Cost</b>				<b>68,76,232.70</b>	<b>8,10,000.00</b>	<b>76,86,232.70</b>
<b>Lab. Equipment</b>				<b>0.00</b>	<b>0.00</b>	<b>1,00,000.00</b>
<b>Total Cost (02 Section School)</b>				<b>68,76,232.70</b>	<b>8,10,000.00</b>	<b>77,86,232.70</b>

**Estimated Unit Cost of (One Section School) Upgraded School (Plain Area)  
(As per state PWD norms in the year 2012)**

S. No.	Name of work	Unit Cost (in Rs.)	Qty.	Total Unit Cost (in Rs.)	Furniture Cost (in Rs.)	Total Estimated Unit Cost (in Rs.)
1	Class room	7,53,559.20	02	15,07,118.40	2,00,000.00	17,07,118.40
2	Science Laboratory	8,47,754.10	01	8,47,754.10	1,50,000.00	9,97,754.10
3	Principal room	1,88,389.80	01	1,88,389.80	40,000.00	2,28,389.80
4	Office room	1,88,389.80	01	1,88,389.80	40,000.00	2,28,389.80
5	Computer room	8,47,754.10	01	8,47,754.10	40,000.00	8,87,754.10
6	Library room	7,53,559.20	01	7,53,559.20	1,00,000.00	8,53,559.20
7	Art and craft room	4,70,974.50	01	4,70,974.50	40,000.00	5,10,974.50
8	Toilet	2,25,000.00	01	2,25,000.00	0.00	2,25,000.00
<b>Total Cost</b>				<b>50,28,939.90</b>	<b>6,10,000.00</b>	<b>56,38,939.90</b>
<b>Lab. Equipment</b>				<b>0.00</b>	<b>0.00</b>	<b>1,00,000.00</b>
<b>Total Cost (01 Section School)</b>				<b>50,28,939.90</b>	<b>6,10,000.00</b>	<b>57,38,939.90</b>

**Estimated Unit Cost of (Two Section School) Upgraded School (Plain Area)  
(As per state PWD norms in the year 2012)**

S. No.	Name of work	Unit Cost (in Rs.)	Qty.	Total Unit Cost (in Rs.)	Furniture Cost (in Rs.)	Total Estimated Unit Cost (in Rs.)
1	Class room	7,53,559.20	4	30,14,236.80	4,00,000.00	34,14,236.80
2	Science Laboratory	8,47,754.10	1	8,47,754.10	1,50,000.00	9,97,754.10
3	Principal room	1,88,389.80	1	1,88,389.80	40,000.00	2,28,389.80
4	Office room	1,88,389.80	1	1,88,389.80	40,000.00	2,28,389.80
5	Computer room	8,47,754.10	1	8,47,754.10	40,000.00	8,87,754.10
6	Library room	7,53,559.20	1	7,53,559.20	1,00,000.00	8,53,559.20
7	Art and craft room	4,70,974.50	1	4,70,974.50	40,000.00	5,10,974.50
8	Toilet	2,25,000.00	1	2,25,000.00	0.00	2,25,000.00
<b>Total Cost</b>				<b>65,36,058.30</b>	<b>8,10,000.00</b>	<b>73,46,058.30</b>
<b>Lab. Equipment</b>				<b>0.00</b>	<b>0.00</b>	<b>1,00,000.00</b>
<b>Total Cost (02 Section School)</b>				<b>65,36,058.30</b>	<b>8,10,000.00</b>	<b>74,46,058.30</b>



### Additional Amount borne by State Govt. in Civil Work

Due to typical geographical conditions of the state this is not possible to construct the civil works within the cost approved by GOI in the state. So State Govt. borne additional amount for construction works done as per SOR, which exceed from Govt. of India approved unit cost. Following additional amount is borne by State Govt.

#### District-wise Detail of Additional Amount is Borne by State Govt

(Rs. in lakhs)

S. No.	District	Additional Amount Borne in 2009-10	Additional Amount Borne in 2010-11	Additional Amount Borne in 2011-12	Total Released Additional Amount
1	Almora	40.01	22.88	199.07	261.96
2	Bageshwar	22.96	113.21	0.00	136.17
3	Chamoli	117.61	363.86	164.04	645.51
4	Champawat	28.01	18.83	219.18	266.02
5	Dehradun	63.21	60.91	151.26	275.38
6	Haridwar	0.00	20.86	147.69	168.55
7	Nainital	34.34	264.33	171.48	470.15
8	Pauri	102.55	137.36	196.57	436.48
9	Pithoragarh	47.35	30.04	428.81	506.2
10	Rudraprayag	13.89	72.56	133.86	220.31
11	Tehri	0.00	24.57	91.38	115.95
12	US Nagar	13.79	94.92	639.33	748.04
13	Uttarkashi	34.21	97.65	415.02	546.88
	<b>Total</b>	<b>517.93</b>	<b>1321.98</b>	<b>2957.69</b>	<b>4797.60</b>

### Strengthening of School

Additional physical, human and academic resources are providing to existing Govt. Secondary School for strengthening of schools under RMSA. In the year 2009-10, 392 Govt. Secondary Schools and in year the 2010-11 total 139 Govt. Secondary Schools covered under this component and provided physical resources for these schools. Because GOI not released total amount of civil works sanctioned in year 2009-10 and 2010-11, so these works are spilled over for year 2011-12. No any sanction have been made by the GOI for strengthening in the year 2011-12 & 2012-13. The detail of work sanctioned in the year 2009-10 and 2010-11 as follow:-



## Strengthening of School (2009-10)

S. No.	District	No. of School	Class Room	Science Labs	Computer Room	Art & Craft Room	Library Room	Toilet Block
1	Almora	54	22	11	11	07	11	11
2	Bageshwar	12	06	03	03	01	03	06
3	Chamoli	36	0	0	0	0	0	36
4	Champawat	20	06	04	04	0	0	06
5	Dehradun	54	16	12	06	0	06	36
6	Haridwar	06	12	06	0	0	06	06
7	Nainital	46	20	08	06	08	08	08
8	Pauri	42	19	15	15	15	15	30
9	Pithoragarh	38	0	0	0	0	04	36
10	Rudraprayag	17	06	03	03	03	03	06
11	Tehri	07	14	0	0	0	0	0
12	U.S. Nagar	45	11	07	07	7	07	21
13	Uttarkashi	15	05	06	0	0	06	0
	<b>Total</b>	<b>392</b>	<b>137</b>	<b>75</b>	<b>55</b>	<b>41</b>	<b>69</b>	<b>202</b>

## Strengthening of School (2010-11)

S. No.	District	No. of School	Class Room	Science Labs	Computer Room	Art & Craft Room	Library Room	Toilet Block
1	Almora	11	16	05	11	10	11	11
2	Bageshwar	07	09	05	07	07	06	07
3	Chamoli	19	33	12	19	19	15	19
4	Champawat	01	01	0	01	01	01	01
5	Dehradun	10	19	07	09	10	10	10
6	Haridwar	11	15	08	11	09	11	11
7	Nainital	29	51	09	26	27	24	29
8	Pauri	14	21	09	13	13	11	14
9	Pithoragarh	04	06	02	04	04	04	04
10	Rudraprayag	06	11	03	06	06	05	06
11	Tehri	12	25	09	12	12	12	12
12	U.S. Nagar	08	28	03	07	07	06	08
13	Uttarkashi	07	18	01	07	07	06	07
	<b>Total</b>	<b>139</b>	<b>253</b>	<b>73</b>	<b>133</b>	<b>132</b>	<b>122</b>	<b>139</b>

## Major &amp; Minor Repair

Each school has been provided Rs. 25000/- under Minor Repair head. The SMDC prepare estimates and the proposals are presented by them for Major Repairs. As per the proposals submitted, a maximum grant of Rs. 4.00 lakhs per school is sanctioned. Major Repair works are under taken by the SMDC. Yearwise approved, Minor and Major Repair works are as follows:-





## Districtwise &amp; Yearwise Sanctioned Minor &amp; Major Repair

S. No.	District	2009-10		2010-11		2011-12	
		Minor Repair	Minor Repair	Minor Repair	Minor Repair	Minor Repair	Minor Repair
1	Dehradun	134	0	36	07	125	09
2	Haridwar	44	0	13	&	47	03
3	Tehri	219	0	58	05	192	13
4	Uttarkashi	96	0	25	&	80	02
5	Pauri	271	0	71	30	229	14
6	Chamoli	156	0	42	38	151	08
7	Rudraprayag	90	0	24	01	80	01
8	Almora	210	0	55	&	188	08
9	Bageshwar	70	0	18	09	69	05
10	Champawat	69	0	18	02	63	06
11	Nainital	159	0	42	13	154	14
12	Pithoragarh	154	0	40	17	147	26
13	US Nagar	88	0	24	04	90	06
	<b>Total</b>	<b>1760</b>	<b>0</b>	<b>466</b>	<b>126</b>	<b>1615</b>	<b>115</b>

## Districtwise Sanctioned Construction Work

S. No.	District	2009-10		2010-11		2011-12	
		Upgraded Schools	Strengthening of Schools	Upgraded Schools	Strengthening of Schools	Upgraded Schools	Strengthening of Schools
1	Dehradun	03	54	04	10	08	0
2	Haridwar	02	06	07	11	09	0
3	Uttarkashi	01	15	03	07	13	0
4	Almora	04	54	07	11	14	0
5	Champawat	0	20	05	01	11	0
6	Pauri	01	42	03	14	10	0
7	Tehri	03	07	03	12	12	0
8	Chamoli	02	36	05	19	11	0
9	Rudraprayag	01	17	02	06	03	0
10	Pithoragarh	02	38	06	04	22	0
11	Nainital	01	46	05	29	07	0
12	Bageshwar	02	12	05	07	08	0
13	US Nagar	01	45	03	08	19	0
	<b>Total</b>	<b>23</b>	<b>392</b>	<b>58</b>	<b>139</b>	<b>147</b>	<b>0</b>

## Construction Work Progress

Construction works of 2009-10 to 2011-12 which were not completed in due time, has been spilled over for the year 2012-13. The works are in progress.

## Main Building (Upgraded Schools)

(As on March 2013)

S. No.	District	2009-10				2010-11				2011-12			
		Sanction School	Complete	In Progress	Un Started	Sanction School	Complete	In Progress	Un Started	Sanction School	Complete	In Progress	Un Started
1	Almora	04	01	01	02	07	0	03	04	14	0	0	14
2	Bageshwar	02	02	0	0	05	03	01	01	08	0	0	08
3	Chamoli	02	0	0	02	05	0	0	05	11	0	0	11
4	Champawat	0	0	0	0	05	01	02	02	11	0	0	11
5	Dehradun	03	03	0	0	04	01	0	03	08	0	01	07
6	Haridwar	02	02	0	0	07	05	0	02	09	0	05	04
7	Nainital	01	0	0	01	05	0	03	02	07	0	0	07
8	Pauri	01	0	0	01	03	01	01	01	10	0	04	06
9	Pithoragarh	02	01	01	0	06	0	06	0	22	0	15	07
10	Rudraprayag	01	01	0	0	02	0	01	01	03	0	0	03
11	Tehri	03	02	01	0	03	0	03	0	12	0	05	07
12	US Nagar	01	01	0	0	03	0	03	0	19	0	14	05
13	Uttarkashi	01	0	01	0	03	0	01	02	13	0	0	13
	<b>Total</b>	<b>23</b>	<b>13</b>	<b>04</b>	<b>06</b>	<b>58</b>	<b>11</b>	<b>24</b>	<b>23</b>	<b>147</b>	<b>0</b>	<b>44</b>	<b>103</b>

## Strengthening in Existing School

(As on March 2013)

S. No.	District	2009-10				2009-10			
		Sanction School	Complete	In Progress	Un Started	Sanction School	Complete	In Progress	Un Started
1	Almora	54	34	04	16	11	04	03	04
2	Bageshwar	12	12	0	0	07	03	04	0
3	Chamoli	36	33	03	0	19	02	0	17
4	Champawat	20	19	0	01	01	01	0	0
5	Dehradun	54	51	0	03	10	04	0	06
6	Haridwar	06	06	0	0	11	05	01	05
7	Nainital	46	39	04	03	29	04	17	08
8	Pauri	42	31	09	02	14	04	07	03
9	Pithoragarh	38	38	0	0	04	01	02	01
10	Rudraprayag	17	13	01	03	06	0	04	02
11	Tehri	07	07	0	0	12	03	07	02
12	US Nagar	45	45	0	0	09	03	05	01
13	Uttarkashi	15	13	01	01	07	01	01	05
	<b>Total</b>	<b>392</b>	<b>341</b>	<b>22</b>	<b>29</b>	<b>140</b>	<b>35</b>	<b>51</b>	<b>54</b>



### District-wise progress of spilled over construction works of the year 2009-10 (Upgradation)

(As on March 2013)

S. No.	District	Name of Work	Section	Sanctioned School	Complete	In Progress	Un Started
1	Almora	Main Building	01 Section	2	0	1	1
			02 Section	2	1	0	1
			<b>Total</b>	<b>4</b>	<b>1</b>	<b>1</b>	<b>2</b>
2	Bageshwar	Main Building	01 Section	2	2	0	0
			02 Section	0	0	0	0
			<b>Total</b>	<b>2</b>	<b>2</b>	<b>0</b>	<b>0</b>
3	Chamoli	Main Building	01 Section	2	0	0	2
			02 Section	0	0	0	0
			<b>Total</b>	<b>2</b>	<b>0</b>	<b>0</b>	<b>2</b>
4	Champawat	Main Building	01 Section	0	0	0	0
			02 Section	0	0	0	0
			<b>Total</b>	<b>0</b>	<b>0</b>	<b>0</b>	<b>0</b>
5	Dehradun	Main Building	01 Section	3	3	0	0
			02 Section	0	0	0	0
			<b>Total</b>	<b>3</b>	<b>3</b>	<b>0</b>	<b>0</b>
6	Haridwar	Main Building	01 Section	0	0	0	0
			02 Section	2	2	0	0
			<b>Total</b>	<b>2</b>	<b>2</b>	<b>0</b>	<b>0</b>
7	Nainital	Main Building	01 Section	1	0	0	1
			02 Section	0	0	0	0
			<b>Total</b>	<b>1</b>	<b>0</b>	<b>0</b>	<b>1</b>
8	Pauri	Main Building	01 Section	1	0	0	1
			02 Section	0	0	0	0
			<b>Total</b>	<b>1</b>	<b>0</b>	<b>0</b>	<b>1</b>
9	Pithoragarh	Main Building	01 Section	2	1	1	0
			02 Section	0	0	0	0
			<b>Total</b>	<b>2</b>	<b>1</b>	<b>1</b>	<b>0</b>



S. No.	District	Name of Work	Section	Sanctioned School	Complete	In Progress	Un Started
10	Rudraprayag	Main Building	01 Section	0	0	0	0
			02 Section	1	1	0	0
			<b>Total</b>	<b>1</b>	<b>1</b>	<b>0</b>	<b>0</b>
11	Tehri	Main Building	01 Section	3	2	1	0
			02 Section	0	0	0	0
			<b>Total</b>	<b>3</b>	<b>2</b>	<b>1</b>	<b>0</b>
12	US Nagar	Main Building	01 Section	0	0	0	0
			02 Section	1	1	0	0
			<b>Total</b>	<b>1</b>	<b>1</b>	<b>0</b>	<b>0</b>
13	Uttarkashi	Main Building	01 Section	0	0	0	0
			02 Section	1	0	1	0
			<b>Total</b>	<b>1</b>	<b>0</b>	<b>1</b>	<b>0</b>
<b>Total</b>	<b>Main Building</b>	<b>01 Section</b>	<b>16</b>	<b>8</b>	<b>3</b>	<b>5</b>	
		<b>02 Section</b>	<b>7</b>	<b>5</b>	<b>1</b>	<b>1</b>	
		<b>Total</b>	<b>23</b>	<b>13</b>	<b>4</b>	<b>6</b>	

**District-wise progress of spilled over construction works of the year 2009-10  
(Strengthening)**

(As on March 2013)

S. No.	District	Name of Work	Sanctioned	Complete	In Progress	Un Started
1	Dehradun	Class Room	16	16	0	0
		Science Laboratory Room	12	12	0	0
		Library Room	6	6	0	0
		Art & Craft Room	0	0	0	0
		Computer Room	6	4	0	2
		Toilet Block	36	35	0	1
2	Haridwar	Class Room	12	12	0	0
		Science Laboratory Room	6	6	0	0
		Library Room	6	6	0	0
		Art & Craft Room	0	0	0	0
		Computer Room	0	0	0	0
		Toilet Block	6	6	0	0
3	Almora	Class Room	22	12	2	8
		Science Laboratory Room	11	4	1	6
		Library Room	11	9	1	1
		Art & Craft Room	7	6	0	1
		Computer Room	11	8	1	2
		Toilet Block	11	4	1	6
4	Champawat	Class Room	6	5	0	1
		Science Laboratory Room	4	4	0	0
		Library Room	0	0	0	0
		Art & Craft Room	0	0	0	0
		Computer Room	4	4	0	0
		Toilet Block	6	6	0	0

S. No.	District	Name of Work	Sanctioned	Complete	In Progress	Un Started
5	Uttarkashi	Class Room	5	4	1	0
		Science Laboratory Room	6	5	1	0
		Library Room	6	5	0	1
		Art & Craft Room	0	0	0	0
		Computer Room	0	0	0	0
		Toilet Block	0	0	0	0
6	Bageshwar	Class Room	6	6	0	0
		Science Laboratory Room	3	3	0	0
		Library Room	3	3	0	0
		Art & Craft Room	1	1	0	0
		Computer Room	3	3	0	0
		Toilet Block	6	6	0	0
7	Chamoli	Class Room	0	0	0	0
		Science Laboratory Room	0	0	0	0
		Library Room	0	0	0	0
		Art & Craft Room	0	0	0	0
		Computer Room	0	0	0	0
		Toilet Block	36	33	3	0
8	Nainital	Class Room	20	16	4	0
		Science Laboratory Room	8	5	1	2
		Library Room	8	8	0	0
		Art & Craft Room	8	8	0	0
		Computer Room	6	4	1	1
		Toilet Block	8	7	1	0
9	Pithoragarh	Class Room	0	0	0	0
		Science Laboratory Room	0	0	0	0
		Library Room	4	4	0	0
		Art & Craft Room	0	0	0	0
		Computer Room	0	0	0	0
		Toilet Block	36	36	0	0
10	Rudraprayag	Class Room	6	4	0	2
		Science Laboratory Room	3	1	1	1
		Library Room	3	2	0	1
		Art & Craft Room	3	3	0	0
		Computer Room	3	3	0	0
		Toilet Block	6	3	0	3
11	US Nagar	Class Room	11	11	0	0
		Science Laboratory Room	7	7	0	0
		Library Room	7	7	0	0
		Art & Craft Room	7	7	0	0
		Computer Room	7	7	0	0
		Toilet Block	21	21	0	0

S. No.	District	Name of Work	Sanctioned	Complete	In Progress	Un Started
12	Pauri	Class Room	19	9	8	2
		Science Laboratory Room	15	10	5	0
		Library Room	15	7	6	2
		Art & Craft Room	15	7	6	2
		Computer Room	15	7	6	2
		Toilet Block	30	24	6	0
13	Tehri	Class Room	14	14	0	0
		Science Laboratory Room	0	0	0	0
		Library Room	0	0	0	0
		Art & Craft Room	0	0	0	0
		Computer Room	0	0	0	0
		Toilet Block	0	0	0	0
<b>Total</b>		<b>Class Room</b>	<b>137</b>	<b>109</b>	<b>15</b>	<b>13</b>
		<b>Science Laboratory Room</b>	<b>75</b>	<b>57</b>	<b>9</b>	<b>9</b>
		<b>Library Room</b>	<b>69</b>	<b>57</b>	<b>7</b>	<b>5</b>
		<b>Art &amp; Craft Room</b>	<b>41</b>	<b>32</b>	<b>6</b>	<b>3</b>
		<b>Computer Room</b>	<b>55</b>	<b>40</b>	<b>8</b>	<b>7</b>
		<b>Toilet Block</b>	<b>202</b>	<b>181</b>	<b>11</b>	<b>10</b>

**District-wise progress of spilled over construction works of the year 2010-11  
(Upgradation)**

(As on March 2013)

S. No.	District	Name of Work	Section	Sanctioned School	Complete	In Progress	Un Started
1	Almora	Main Building	01 Section	7	0	3	4
			02 Section	0	0	0	0
			<b>Total</b>	<b>7</b>	<b>0</b>	<b>3</b>	<b>4</b>
2	Bageshwar	Main Building	01 Section	5	3	1	1
			02 Section	0	0	0	0
			<b>Total</b>	<b>5</b>	<b>3</b>	<b>1</b>	<b>1</b>
3	Chamoli	Main Building	01 Section	5	0	0	5
			02 Section	0	0	0	0
			<b>Total</b>	<b>5</b>	<b>0</b>	<b>0</b>	<b>5</b>
4	Champawat	Main Building	01 Section	5	1	2	2
			02 Section	0	0	0	0
			<b>Total</b>	<b>5</b>	<b>1</b>	<b>2</b>	<b>2</b>
5	Dehradun	Main Building	01 Section	4	1	0	3
			02 Section	0	0	0	0
			<b>Total</b>	<b>4</b>	<b>1</b>	<b>0</b>	<b>3</b>
6	Haridwar	Main Building	01 Section	0	0	0	0
			02 Section	7	5	0	2
			<b>Total</b>	<b>7</b>	<b>5</b>	<b>0</b>	<b>2</b>



S. No.	District	Name of Work	Section	Sanctioned School	Complete	In Progress	Un Started
7	Nainital	Main Building	01 Section	3	0	2	1
			02 Section	2	0	1	1
			<b>Total</b>	<b>5</b>	<b>0</b>	<b>3</b>	<b>2</b>
8	Pauri	Main Building	01 Section	3	1	1	1
			02 Section	0	0	0	0
			<b>Total</b>	<b>3</b>	<b>1</b>	<b>1</b>	<b>1</b>
9	Pithoragarh	Main Building	01 Section	6	0	6	0
			02 Section	0	0	0	0
			<b>Total</b>	<b>6</b>	<b>0</b>	<b>6</b>	<b>0</b>
10	Rudraprayag	Main Building	01 Section	2	0	1	1
			02 Section	0	0	0	0
			<b>Total</b>	<b>2</b>	<b>0</b>	<b>1</b>	<b>1</b>
11	Tehri	Main Building	01 Section	3	0	3	0
			02 Section	0	0	0	0
			<b>Total</b>	<b>3</b>	<b>0</b>	<b>3</b>	<b>0</b>
12	US Nagar	Main Building	01 Section	0	0	0	0
			02 Section	3	0	3	0
			<b>Total</b>	<b>3</b>	<b>0</b>	<b>3</b>	<b>0</b>
13	Uttarkashi	Main Building	01 Section	3	0	1	2
			02 Section	0	0	0	0
			<b>Total</b>	<b>3</b>	<b>0</b>	<b>1</b>	<b>2</b>
<b>Total</b>	<b>Main Building</b>	<b>01 Section</b>	<b>46</b>	<b>6</b>	<b>20</b>	<b>20</b>	
		<b>02 Section</b>	<b>12</b>	<b>5</b>	<b>4</b>	<b>3</b>	
		<b>Total</b>	<b>58</b>	<b>11</b>	<b>24</b>	<b>23</b>	

**District-wise progress of spilled over construction works of the year 2010-11  
(Strengthening)**

(As on March 2013)

S. No.	District	Name of Work	Sanctioned	Complete	In Progress	Un Started
1	Dehradun	Class Room	19	9	0	10
		Science Laboratory Room	7	3	0	4
		Library Room	10	4	0	6
		Art & Craft Room	10	4	0	6
		Computer Room	9	4	0	5
		Toilet Block	10	4	0	6
2	Haridwar	Class Room	15	9	1	5
		Science Laboratory Room	8	3	1	4
		Library Room	11	5	1	5
		Art & Craft Room	9	3	1	5
		Computer Room	11	5	1	5
		Toilet Block	11	5	1	5

S. No.	District	Name of Work	Sanctioned	Complete	In Progress	Un Started
3	Almora	Class Room	16	4	6	6
		Science Laboratory Room	5	1	1	3
		Library Room	11	4	3	4
		Art & Craft Room	10	4	3	3
		Computer Room	11	4	3	4
		Toilet Block	11	4	3	4
4	Champawat	Class Room	1	1	0	0
		Science Laboratory Room	0	0	0	0
		Library Room	1	1	0	0
		Art & Craft Room	1	1	0	0
		Computer Room	1	1	0	0
		Toilet Block	1	1	0	0
5	Uttarkashi	Class Room	18	1	1	16
		Science Laboratory Room	1	0	0	1
		Library Room	6	1	1	4
		Art & Craft Room	7	1	1	5
		Computer Room	7	1	1	5
		Toilet Block	7	1	1	5
6	Bageshwar	Class Room	9	4	5	0
		Science Laboratory Room	5	2	3	0
		Library Room	6	2	4	0
		Art & Craft Room	7	3	4	0
		Computer Room	7	3	4	0
		Toilet Block	7	3	4	0
7	Chamoli	Class Room	33	2	0	31
		Science Laboratory Room	12	2	0	10
		Library Room	15	1	0	14
		Art & Craft Room	19	2	0	17
		Computer Room	19	2	0	17
		Toilet Block	19	2	0	17
8	Nainital	Class Room	51	7	32	12
		Science Laboratory Room	9	1	6	2
		Library Room	24	2	15	7
		Art & Craft Room	27	3	15	9
		Computer Room	26	3	15	8
		Toilet Block	29	4	16	9
9	Pithoragarh	Class Room	6	2	3	1
		Science Laboratory Room	2	1	0	1
		Library Room	4	1	2	1
		Art & Craft Room	4	1	2	1
		Computer Room	4	1	2	1
		Toilet Block	4	1	2	1



S. No.	District	Name of Work	Sanctioned	Complete	In Progress	Un Started
10	Rudraprayag	Class Room	11	0	6	5
		Science Laboratory Room	3	0	1	2
		Library Room	5	0	4	1
		Art & Craft Room	6	0	4	2
		Computer Room	6	0	4	2
		Toilet Block	6	0	4	2
11	US Nagar	Class Room	28	7	20	1
		Science Laboratory Room	3	1	2	0
		Library Room	6	2	3	1
		Art & Craft Room	7	1	5	1
		Computer Room	7	2	4	1
		Toilet Block	8	3	4	1
12	Pauri	Class Room	21	4	14	3
		Science Laboratory Room	9	3	4	2
		Library Room	11	4	5	2
		Art & Craft Room	13	4	7	2
		Computer Room	13	4	7	2
		Toilet Block	14	4	7	3
13	Tehri	Class Room	25	6	13	6
		Science Laboratory Room	9	3	6	0
		Library Room	12	3	7	2
		Art & Craft Room	12	3	7	2
		Computer Room	12	3	7	2
		Toilet Block	12	3	7	2
<b>Total</b>		<b>Class Room</b>	<b>253</b>	<b>56</b>	<b>101</b>	<b>96</b>
		<b>Science Laboratory Room</b>	<b>73</b>	<b>20</b>	<b>24</b>	<b>29</b>
		<b>Library Room</b>	<b>122</b>	<b>30</b>	<b>45</b>	<b>47</b>
		<b>Art &amp; Craft Room</b>	<b>132</b>	<b>30</b>	<b>49</b>	<b>53</b>
		<b>Computer Room</b>	<b>133</b>	<b>33</b>	<b>48</b>	<b>52</b>
		<b>Toilet Block</b>	<b>139</b>	<b>35</b>	<b>49</b>	<b>55</b>

**District-wise progress of spilled over construction works of the year 2011-12 (Upgradation)**

(As on March 2013)

S. No.	District	Name of Work	Section	Sanctioned School	Complete	In Progress	Un Started
1	Almora	Main Building	01 Section	12	0	0	12
			02 Section	2	0	0	2
			<b>Total</b>	<b>14</b>	<b>0</b>	<b>0</b>	<b>14</b>
2	Bageshwar	Main Building	01 Section	5	0	0	5
			02 Section	3	0	0	3
			<b>Total</b>	<b>8</b>	<b>0</b>	<b>0</b>	<b>8</b>
3	Chamoli	Main Building	01 Section	11	0	0	11
			02 Section	0	0	0	0
			<b>Total</b>	<b>11</b>	<b>0</b>	<b>0</b>	<b>11</b>

S. No.	District	Name of Work	Section	Sanctioned School	Complete	In Progress	Un Started
4	Champawat	Main Building	01 Section	11	0	0	11
			02 Section	0	0	0	0
			<b>Total</b>	<b>11</b>	<b>0</b>	<b>0</b>	<b>11</b>
5	Dehradun	Main Building	01 Section	7	0	1	6
			02 Section	1	0	0	1
			<b>Total</b>	<b>8</b>	<b>0</b>	<b>1</b>	<b>7</b>
6	Haridwar	Main Building	01 Section	7	0	4	3
			02 Section	2	0	1	1
			<b>Total</b>	<b>9</b>	<b>0</b>	<b>5</b>	<b>4</b>
7	Nainital	Main Building	01 Section	5	0	0	5
			02 Section	2	0	0	2
			<b>Total</b>	<b>7</b>	<b>0</b>	<b>0</b>	<b>7</b>
8	Pauri	Main Building	01 Section	8	0	4	4
			02 Section	2	0	0	2
			<b>Total</b>	<b>10</b>	<b>0</b>	<b>4</b>	<b>6</b>
9	Pithoragarh	Main Building	01 Section	22	0	15	7
			02 Section	0	0	0	0
			<b>Total</b>	<b>22</b>	<b>0</b>	<b>15</b>	<b>7</b>
10	Rudraprayag	Main Building	01 Section	3	0	0	3
			02 Section	0	0	0	0
			<b>Total</b>	<b>3</b>	<b>0</b>	<b>0</b>	<b>3</b>
11	Tehri	Main Building	01 Section	11	0	5	6
			02 Section	1	0	0	1
			<b>Total</b>	<b>12</b>	<b>0</b>	<b>5</b>	<b>7</b>
12	US Nagar	Main Building	01 Section	5	0	3	2
			02 Section	14	0	11	3
			<b>Total</b>	<b>19</b>	<b>0</b>	<b>14</b>	<b>5</b>
13	Uttarkashi	Main Building	01 Section	5	0	0	5
			02 Section	8	0	0	8
			<b>Total</b>	<b>13</b>	<b>0</b>	<b>0</b>	<b>13</b>
<b>Total</b>	<b>Main Building</b>	<b>01 Section</b>	<b>112</b>	<b>0</b>	<b>32</b>	<b>80</b>	
		<b>02 Section</b>	<b>35</b>	<b>0</b>	<b>12</b>	<b>23</b>	
		<b>Total</b>	<b>147</b>	<b>0</b>	<b>44</b>	<b>103</b>	

Due to lack of land in hilly region State Government transferred the sanctioned civil works from one school to another school. State Project Office requested to GOI for approval of these works. The detail of works as follows:-

#### List of Work Transfer in other school

S. No.	District Name	Particular	Name of Sanctioned School	Name of Changed School	Reason
1	Dehradun	Toilet Block	GGIC Kaulagarh	GHSS Kotra Santor	All Ready Exist
2		Toilet Block	GHSS Raipur	GGHS Majra	All Ready Exist
3		Toilet Block	GHSS Doiwala	GGHS Markham Grant	Sanctioned in both year 2009-10 & 2010-11
4		Toilet Block	GHS Badripur	GHS Kunja Grant	Sanctioned in both year 2009-10 & 2010-11
5		Toilet Block	GIC Mehunwala	GGHS Shamshegarh	Sanctioned in both year 2009-10 & 2010-11
6		Science Lab.	GHS Rudrapur	GHS Dhakrani	All Ready Exist
7	U.S. Nagar	Class Room	GGIS Dharampur	GGIC Dineshpur	All Ready Exist
8		Toilet Block	GHS Parwarkhera	GHS Sarwarkhera	School Name is GHS Sarwarkhera
9		Science Lab.	GHS Shivrajpur Patti	GGHS Haridaspur	All Ready Exist
10		Class Room	GHS Nagla Tarai	GIC Darau	All Ready Exist
11		Computer Room	GHS Barkheri	GHS Charubeta	All Ready Exist
12		Computer Room	GHS Shripur Bichawa	GHS Bichawa	School name correction
13		Science Lab.	GHS	GHS Balkhera	school name not mentioned in GOI sanction
14		Art/Craft Room	GGHS Turkagauri	GGIC Kichha	School not exist
15		Science Lab.	GHS Hardaspur	GHS Sisauna	Sanctioned in both year 2009-10 & 2010-11
16		Library Room	GIC Sitarganj		
17		Toilet Block	GGIC Sultanpur		
18		Major Repair	GIS Shaktifarm	GIC Faujimatkot	No need
19	Pauri	Toilet Block	GHS Charkhinda	GHS Khandmalla	sanctioned Repeat in same year
20		Toilet Block	PHS Kalingakhal	GIC Domatkhal	Aided School
21		Toilet Block	GIC Jaykotkhal	GHS Jaykhal Borgaon	School name corrected
22	Chamoli	Toilet Block	GIC Banjbagar	GHS Ummatta	Sanctioned in both year 2009-10 & 2010-11
23	Pithoragarh	Toilet Block	GHS Sel	GIC Manley	Sanctioned in both year 2009-10 & 2010-11
24	Almora	Science Lab.	GHS Tuknauli	GIC Bagwali Pokhar	No availability of Land
25		Science Lab.	GHS Jalna	GGHS Jalna	
26		Science Lab.	GHS Basar	GIC Lodhiya	





**Civil Work under RMSA**

State Government has cancelled some sanctioned civil works on the request of respective SMDC after verification of school SEMIS data and non availability of lands. Details are as follows:-

**Cancelled Civil Work (2009-10)**

S.No.	District	Name of the School	Name of Construction Work	Nos.
1	Dehradun	G.G.I.C. Kaulagarh	Computer Room	1
		G.H.S. Sarauna	Toilet Block	1
		G.I.C. Dobhalwala	Computer Room	1
2	Almora	G.H.S. Joorkafoon	Toilet Block	1
3	Rudraprayag	G.H.S. Veena	Toilet Block	1
		G.H.S. Ransi	Toilet Block	1
		G.H.S. Kandabhardar	Toilet Block	1
4	Pauri	G.H.S. Baingwari	Class Room	2
			Computer Room	1
			Art & Craft Room	1
			Library Room	1
5	Nainital	G.H.S. Syat	Science Laboratory Room	1
		G.I.C. Bheemtal	Science Laboratory Room	1
		G.I.C. Khairna	Computer Room	1

**Cancelled Civil Work 2010-11**

S.No.	District	Name of the School	Name of Construction Work	Nos.
1	US Nagar	G.H.S. Haridaspur	Class Room	1
			Computer Room	1
			Art & Craft Room	1
			Library Room	1
			Toilet Block	1
2	Pauri	G.I.C. Jagtेशwar	Class Room	1
			Science Laboratory Room	1
			Computer Room	1
			Art & Craft Room	1
			Library Room	1
3	Nainital	G.H.S. Syat	Toilet Block	1
			Class Room	1
			Computer Room	1
			Art & Craft Room	1
			Library Room	1
		Toilet Block	1	

# CHAPTER - 8

## Quality Related Programme

### Structure, Available Human Resources, Resource Groups

The Academic, Training and Innovation wing is looking after quality related issues in Secondary Education under RMSA Uttarakhand. At the State level 01 Joint State Project Director and 02 Assistant State Project Directors, are posted in this wing. In all of the 13 districts, 13 DPO's and 13 District Resource Persons (Academic, Training and Innovations) are working for RMSA at district level.

### State Resource Group (SRG)

The State Resource Group for Academic, Training and Innovations has been nominated 57 odd members which meet minimum once a year.

The configuration of the SRG is as under:-

- Representative of State Project Office (SPO), State Council for Educational Research & Training (SCERT), State Educational Institute of Management & Training (SEIMAT), State Board of Education.
- Representative of Universities (Higher Education).
- Representative of NGO (specially which is working in education).
- One Representative of District Institute of Education and Training (DIET) (Subject Specialist).
- Retired Educationist.
- Community Members.
- Principals/Teachers of Public School
- Subject Teachers from Uttarakhand
- Psychologists
- Representative of NIOS.

### The details of the State Resource Group (SRG) meeting

S. No.	Date	No. of members present	Key issues discussed
1	13-14 Dec, 2010	49	Academic, Training and innovation related issues teacher training, head master training, DRG, monitoring, science lab, Math lab, English lab, Arts & Craft activities, Promotion of science, teacher excursion, student excursion, AWP&B interventions for 2011-12 etc.
2	23-24 Feb, 2012 (Once in a year)	33	Academic, Training and innovation related issues teacher training, head master training, DRG, monitoring, science lab, Math lab, English lab, Arts & Craft activities, Promotion of science, teacher excursion, student excursion, Continuous comprehensive evaluation, school gradation, AWP&B interventions for 2011-12, AWP&B interventions for 2012-13
3	08-10 November 2012	57	Established Guidance and Counseling cell, training related issues, Academy, Effective function of SMDC, intervention for AWP&B 2013-14.

## In-Service Teacher Training

During the year 2013-14 in total no. of 3694 teachers training was sanctioned by GOI 1869 secondary school teacher are trained. In addition to this 118 MTs are also trained. Thus total no. of teacher are 1987.

The cumulative progress in this regard is as under:-

### Teacher Training Progress 2009-10 to 2012-13

Intervention	Year	Physical Target	Achieved Target	Budget		Remarks
				Approved by Govt in lakhs	Audited Expenditure in lakhs	
Teacher training	2009-10	3502	3544	35.02	-	Training conducted in 2010-11
	2010-11	17264	257	195.92	22.90	-
	2011-12	14260	8677	213.90	109.99	-
	2012-13	3694	1987	55.40	50.20	-
New Teacher Training	2009-10	-	-	-	-	-
	2010-11	648	-	09.72	-	-
	2011-12	567	539	08.50	7.51	Training conducted in 2012-13
	2012-13	1696	0	0.00	0.00	

### District-wise Trained Teachers (2012-13)

S.No.	District	Target	Achievement
1	Almora	374	180
2	Bageshwar	123	80
3	Chamoli	324	173
4	Champawat	109	63
5	Dehradun	367	187
6	Haridwar	117	63
7	Nainital	347	168
8	Pauri	592	300
9	Pithoragarh	286	181
10	Rudraprayag	183	120
11	Tehri	447	241
12	U.S. Nagar	221	106
13	Uttarkashi	206	125
	<b>Total</b>	<b>3696</b>	<b>1987</b>



## Training Need Assessment

State Council of Educational Research & Training (SCERT) is an apex body in the field of quality education SCERT conducted in service teacher training last year. SCERT conducted Training Need Assessment (TNA) through training period by the feedback format, school visit and through subject teacher's seminar. Key Resource Person (KRP) finalize subject wise TNA as follow:-

- a. **Language-** Understanding the concept of language in the context of NCF 2005
  - Teaching Methodology
  - Remedial Teaching in English
  - The activities for skill development
  - Communication skill
  - Evaluation in Language
- b. **Math-** Understanding the concept of maths in the context of NCF 2005
  - Maths Lab
  - ICT in maths
  - Understanding of geometry, trigonometry and probability
  - Evaluation in Maths
- c. **Science-** Understanding the concept of Science in the context of NCF 2005
  - The uses of chemistry kit
  - Preparation of Science related activity schedule exhibition seminar etc.
  - Teaching methodology of science
  - Kind of question
- d. **Social Science-** Understanding the concept of social study in the context of NCF 2005
  - Understanding field of social study
  - Learning Resource Centre
  - Evaluation in Social Study
- e. **Physical Education-** Understanding the concept of physical education in the context of NCF 2005
  - Teaching Method of Physical Education
  - Physical Education and Child Development
  - Physical Education and Evaluation

## Monitoring

Monitoring and evaluation of these trainings are being done to ensure the quality of trainings and find out the impact. A standard monitoring tool is being used for the purpose. Monitoring teams or officers are being deployed by the SCERT at State level, comprising SCERT officers, SCERT lecturers, RMSA cell members of SCERT and SPO officials. At the District and Block level DPOs, DRPs and BEOs carryout the monitoring.

All the monitoring reports are being collected and analyzed at SCERT which is the key agency for monitoring of the training in Uttarakhand. All the expected contents are discussed with the participants. The sessions are run in participatory ways. The training methods adopted in the teacher trainings are based on adult learning principles (andragogy) suitable to the adult trainees. It focuses on the use of the methods which involve participants and seek their contributions. Discussions, presentations, demonstrations etc. are frequently used in the training rooms.

A workshop for TNA and module development will be conducted to finalize the module. The SCERT faculty and selected MTs, Board Personnel will be the KRPs for this who would evolve uniform process in a workshop. They in turn will develop MTs in cascade model. MTs will impart training to the teachers.

This training imparted at 57 training venues-

S.No.	District	Number of training venues
1	Almora	05
2	Bageshwar	03
3	Chamoli	05
4	Champawat	03
5	Dehradun	06
6	Haridwar	01
7	Nainital	05
8	Pauri	07
9	Pithoragarh	06
10	Rudraprayag	03
11	Tehri	07
12	U.S. Nagar	03
13	Uttarkashi	03
	<b>Total</b>	<b>57</b>

## Newly Recruited Teachers Training

GOI have sanctioned 1696 newly recruited teacher training in 2012-13. Training of these teachers have not done in current year due to no recruitment in secondary teachers.

## Excursion trip for Students

A total number of 102720 students were taking to the excursion trip with in state toward of 106249 in the year of 2012-13.

A guideline for student excursion is provided to each of the school to carry out the excursion. In the guideline a provision for a three member school excursion committee was made. This committee consisted of Principal as ahead and one male and one female teacher. It was also provided that the SMDC will endorse the proposal of Student Excursion mooted out by the school excursion committee. Whole of the excursion batch would be divided into small groups having a student as a head boy or girl. The ratio to the students to the teachers would be kept to 20:1. It was also made necessary to have the consent letter of the concern guardians. Each of the students was supposed to maintain an excursion diary in which she is supposed to write down the main learning derived out of the excursion. Proper guidelines were also given about the hiring of the vehicles,





maintaining a first aid kit, preparing a route chart and communicating it to the students and guardians along with important phone numbers.

The excursion included the places related to environmental education, local handicrafts and markets, industrial institutes, national forest and sanctuaries, theatre and art institutions, science lab, planetarium, historical places, public offices like SDM office, BDO office etc.

The students who participated in the excursion have given enthusiastic account of their learning due to the excursion. Perhaps it is for the first time that the students were exposed to the public offices like SDM, BDO, Post offices and banks etc. where in fact they have to interact after passing out from the schools in their daily day to day life.

### The Progress of student excursion of 2012-13

S.No.	District	Target	Achievement
1	Almora	10836	10836
2	Bageshwar	4000	4000
3	Chamoli	8082	7861
4	Champawat	4234	3988
5	Dehradun	13285	13281
6	Haridwar	4109	3989
7	Nainital	10634	8305
8	Pauri	9441	9441
9	Pithoragarh	8722	8122
10	Rudraprayag	5611	5602
11	Tehri	11450	11450
12	U.S. Nagar	10334	10334
13	Uttarkashi	5511	5511
	<b>Total</b>	<b>106249</b>	<b>102720</b>

## Guidance and Counseling

In the first phase State Guidance Resource Centre Bureau has been established at the SCERT Uttarakhand, Narendranagar, Tehri Garhwal. An appropriate G.O. No.-1083/XXIV-2/11-6(6)2011, 15 Dec, 2011 has been issued by the State government in this regard which provides for the creation of 05 Resource persons at State Guidance and Counseling Bureau (at SCERT) and 13 Research Assistants at District level (GIC and GGICs). A outsource agency selected by the committee headed chairman of district Magistrate. The selection process is going on.



Guidance and Counseling Workshop



## Progress

Guidance and Counseling Programme has been started in the state for awareness of children about selection of vocation in future and different challenges occur in adolescence. GOI have sectioned sensitization of 2040 head teachers/teachers in 2012-13 State Resource Group (SRG) had been constituted for effective implementation. There were Psychologist, Councilors, Professors, teachers, DIET, representation of NGO, Guardian, representative of NIOS were included in SRG. Training need assessment have done through SRG which was conducted in 8-10 November 2012. Training module developed after TNA and District level MTs had trained by KRP in 4-6 December 2012. The district level training had been conducted at District Institute of Education & Training (DIET). The progress of the training as follows-

### Progress Guidance and Counseling 2012-13

S.No.	District	Target	Achievement
1	Almora	242	213
2	Bageshwar	84	76
3	Chamoli	180	181
4	Champawat	85	73
5	Dehradun	155	152
6	Haridwar	68	64
7	Nainital	170	160
8	Pauri	284	239
9	Pithoragarh	198	197
10	Rudraprayag	104	104
11	Tehri	246	160
12	U.S. Nagar	112	90
13	Uttarkashi	112	109
	<b>Total</b>	<b>2040</b>	<b>1818</b>

## Guidance & Counseling Cell at School Level

At every school a Guidance & Counseling Cell has been constituted. This cell is responsible for guidance counseling carrier counseling personality development programme etc. This will be a continuous process. Students will get opportunity to get interaction with famous personalities and will be counseled by the experts also.

## School Grant

### The cumulative progress of School Grant

Year	Approved by GOI			SPO Released		Remark
	Physical	Unit cost (in lakhs)	Total Amount (in lakhs)	Physical	Audited Expenditure	
2009-10	1760	0.14	246.40	1760	246.40	
2010-11	1770	0.50	885.00	1770	243.70	-
2011-12	1879	0.50	939.50	1875	1061.65	4 schools were not found eligible for grant
2012-13	2078	0.50	1039.00	2078	1039.00	Reported

## Progress of School Grant 2012-13

S. No.	District	Sanctioned	Total Amount (in lakhs)	Achievement
1	Almora	241	120.50	241
2	Bageshwar	84	42.00	84
3	Chamoli	181	90.50	181
4	Champawat	89	44.50	89
5	Dehradun	157	78.50	157
6	Haridwar	68	34.00	68
7	Nainital	172	86.00	172
8	Pauri	295	147.50	295
9	Pithoragarh	198	99.00	198
10	Rudraprayag	104	52.00	104
11	Tehri	254	127.00	254
12	U.S. Nagar	117	58.50	117
13	Uttarkashi	118	59.00	118
	<b>Total</b>	<b>2078</b>	<b>1039.00</b>	<b>2078</b>



Community Leaders Trainings

### Training for Community leaders

GOI sanctioned 41580 SMDC members training in 2012-13. There is a huge number. A specific strategy adopted by state. For this TNA carried out through the feedback of last year SMDC training, Dialog with SMDC/community, problem face by SMDC and monitoring/inspection formats which was used by SPO/DPO personnel. SRG workshop conducted on 8-10 November 2012 and finalized the training need. 25 KRPs were developed who were belong to members from SCERT, community members, DRPs, Selected teachers of the secondary schools, NGOs representatives. These KRPs in turn developed about 30 MTs. 2-3 MTs were developed per district during 4-6 December 2012. Training imparted in cascade model. School level MTs trained by district MTs and SMDC members training imparted by school level. The training conducted 25-30 member including 5-10 members by community who were active involved in school activity. SPO developed Training module for MTs and browser for all members and community. Thus the training SMDC members are more than the sanction number. The day to day programme was as follows:-

### The Training Schedule and Contain

Day	Programme			
First day	Registration, inauguration of programme Group introduction <b>10:30 to 11:00</b>	<b>Module - 01</b> To established Relationship between school and community <b>11:00 to 12:30</b>	<b>Lunch</b> <b>12:30 to 1:00</b>	<b>Module - 02</b> School development and resource <b>1:30 to 3:00</b>
Second Day	<b>Module - 03</b> "How our school will be" status and expectation <b>10:30 to 12:30</b>	<b>Lunch</b> <b>12:30 to 1:00</b>	<b>Module - 04</b> Financial Management <b>1:00 to 2:300</b>	Thanks and Validation <b>2:30 to 3:00</b>

### Progress of Training for Community leaders

S. No.	District	Target		Achieved
		No. of Schools	Physical (No. of SMDC members)	Physical (No. of SMDC members)
1	Almora	241	4820	5025
2	Bageshwar	84	1680	1600
3	Chamoli	181	3620	3595
4	Champawat	89	1780	2225
5	Dehradun	157	3140	2325
6	Haridwar	68	1360	1360
7	Nainital	173	3460	3420
8	Pauri	295	5900	5900
9	Pithoragarh	198	3960	4728
10	Rudraprayag	104	2080	1872
11	Tehri	254	5080	5950
12	U.S. Nagar	117	2340	2679
13	Uttarkashi	118	2360	2825
	<b>Total</b>	<b>2079</b>	<b>41580</b>	<b>43504</b>

### Capacity Building Conducted By School Management & Development Committee (SMDC) Members and Project Functionaries By National Institute of Administrative Research (NIAR)

Two training programs conducted by NIAR, LBSNAA Mussoorie dated 7-11 January 2013 and 15-19 January 2013 on capacity building of SMDC. The objective of the training are:

#### The objectives of the training programme

- To sensitize and orient the concerned functionaries on various issues concerned with the structure of planning process/ role and functions of SDMC.
- To discuss the macro policy changes carried out in secondary education and development in related areas.



- To discuss the problems arising in programme implementation at SDMC level and also to identify the possible solutions.
- To analysis the decentralized planning process in which participation of these marginal communities is to be insured, thereby, enabling the planning process in actualizing community empowerment at school level.
- To discuss various conceptual issues concerned with secondary education planning, access, enrolment, retention, transition, quality inclusive education and community enrolment in education system.
- To discuss the issues relating to SMDC functioning at district, block and village level.
- To enhance the capacity to prepare need based plan at school level.
- To Convergence & other governance aspect.

A total no of participant in this programme were 64. The group of participants were heterogeneous belong principals, DPOs, BEOs, district resource person. The aim of training is to motivate the community members principals and the state holders. These trained participant will be key resource person for future SMDC training and motivator for SMDC.

### Special Coaching (Coaching for SC, ST and minority Students as an Additional Academic Support)

Special Teaching/Coaching was provided to 7863 students of EBBs district such as Dehradu Haridwar, Tehri, Uttarkashi and U.S.Nagar as an additional academic support pertaining to the subjects Math, Science and English. The progress is:-

#### Progress of Special Coaching

Districts	Target	Achievement
Dehradun	801	801
Haridwar	868	868
Tehri	1824	1824
U.S. Nager	3470	3470



Special Coaching

Special teaching/coaching was given by those students who was not up to mark or weak in English, Math & Science in the annual examination of class IX. First priority was given to girls hostel's students. Special coaching given by subject teachers after the school hour or pre school hour. Special coaching was given those students who study in class X.

### Lab Attendant in Existing School

GOI have sanctioned 1766 posts of Lab Assistant for existing schools for activity based and child centred teaching learning of science and maths one lab assistant had working in each Govt. Secondary School. These lab assistant deputed by outsource agency. Districtwise sanctioned posts are as:-

S.No.	District	Sanctioned Post of Lab Attendant
1	Almora	209
2	Bageshwar	69
3	Champawat	69
4	Chamoli	158
5	Dehradun	135
6	Haridwar	48
7	Nainital	158
8	Pauri	273
9	Pithoragarh	151
10	Tehri	219
11	Rudraprayag	90
12	US Nagar	91
13	Uttarkashi	96
	<b>Total</b>	<b>1766</b>

### Inclusive Education for Disabled at Secondary Stage (IEDSS)

- Camp has been organised in B.S.M. Inter College Roorkee for the assessment and distribution of assistive device with the help of National Institute of visually handicapped (NIVH) Dehradun for the children with special need. 41 Students have participated in the camp from Haridwar district. After the assessment of children the experts from NIVH have distributed assistive device to 39 students.
- Under the IEDSS scheme for 05 days orientation programme for the teachers, Principals and Guardians of the students with special needs of class IX to Class XII studying in Government, Govt. aided and local bodies schools, workshop has been conducted in SIEMAT, Dehradun from 28 January 2013 to 01 February 2013 for 05 days to develop, Reference Book, Modules and Train Master Trainers.
- As per the Guidelines of Govt. of India, the State Govt. has distributed Rs. 5.472 Lakh as a scholarship to 912 students @ Rs. 600.00 per child per year.

**RAJIV JINDAL & ASSOCIATES**  
**CHARTERED ACCOUNTANTS**

9/1, Rajpur Road, Opp. Abner Petrol Pump,  
 Dehra Dun - 248 001 (Uttarakhand)  
 Tel : 0135-2659064, 6450721  
 E - mail : jindalr1@rediffmail.com

**STATE PROJECT OFFICE**
**RASHTRIYA MADHYAMIC SHIKSHA ABHIYAN (RMSA) PROJECT**
**UTTARAKHAND SABHI KE LIYE MADHYAMIC SOCIETY**
**UTILIZATION CERTIFICATE FOR GRANT-IN-AID REVENUE (RECURRING)**
**FOR THE YEAR ENDED 31<sup>ST</sup> MARCH-2013**

S.No	Sanction Letter No. and Date	Amount
1	Opening Balance as on 1 <sup>st</sup> April, 2012	26,56,27,396.50
	<b>Grant From Govt. of India</b>	
2.	F.1-23/2012-RMSA.1(A) Dated 17 <sup>th</sup> September, 2012	22,27,71,000.00
3.	F.1-23/2012-RMSA.1(B) Dated 17 <sup>th</sup> Sept. 2012	6,00,00,000.00
4.	F.1-23/2012-RMSA.1(General) Dated 22 <sup>nd</sup> February, 2013	17,37,26,000.00
5.	F.1-23/2012-RMSA-1(STSP) Dated 22 <sup>nd</sup> February, 2013	65,76,000.00
6.	F.1-23/2012-RMSA-1(SCPSC) Dated 22 <sup>nd</sup> Feb. 2013.	4,00,06,000.00
	<b>TOTAL(Govt. of India)</b>	<b>50,30,79,000.00</b>
	<b>Grant From State Govt.</b>	
7.	833/XXIV-3/12/02(32)09 Dated 10 <sup>th</sup> July 2012	2,38,26,000.00
8.	1588/XXIV-3/12/02(32)09 Dated 05 <sup>th</sup> December 2012	9,42,57,000.00
9.	451/XXIV-3/12/02(32)09 T.C Dated 21 <sup>st</sup> March 2013	7,34,36,000.00
	<b>TOTAL(Govt. of Uttarakhand)</b>	<b>19,15,19,000.00</b>
	<b>SUB-TOTAL (Govt. of India &amp; State Govt.)</b>	<b>69,45,98,000.00</b>
10.	Bank Interest & Other Income	3,67,17,579.17
	<b>Grand Total (Total Fund Available)</b>	<b>99,69,42,975.67</b>
11.	Actual Expenditure	51,50,40,436.50
	<b>Closing Balance with Advances as on 31<sup>st</sup> March, 2013</b>	<b>48,19,02,539.17</b>

Certified that out of Rs. 69,45,98,000.00/- of Grant-in-aid sanctioned during the year 2012-2013 in favor of Uttarakhand Sabhi Ke Liye Madhyamic Shiksha Society from





## RAJIV JINDAL & ASSOCIATES CHARTERED ACCOUNTANTS

9/1, Rajpur Road, Opp. Abner Petrol Pump,  
Dehra Dun - 248 001 (Uttarakhand)  
Tel : 0135-2659064, 6450721  
E - mail : jindalr1@rediffmail.com

Govt. of India & Govt. of Uttarakhand for Rashtriya Madhyamic Shiksha Abhiyan (RMSA) vide letter No. noted against each grant and **Rs. 3,67,17,579.17/-** on account of Interest & Other incomes earned during the period 1<sup>st</sup> April 2012 to 31<sup>st</sup> March 2013 and **Rs. 26,56,27,396.50/-** on account of unspent balance of pervious year, a sum of **Rs. 51,50,40,436.50/-** has been utilized for the purpose for which it was sanctioned and that the balance of **Rs. 48,19,02,539.17/-** remains unutilized at the end of the year which will be adjusted towards the grant-in-aid payable during the year 2012-2013.

It is also certified that out of **Rs. 48,19,02,539.17/-** shown as unutilized Accounts for an amount of **Rs. 36,97,02,136.17/-** and **Rs. 54,63,000.00/-** are yet to be received from the implementing units/agencies and IEDSS as per details enclosed (Annexure "A") and rest amounting to **Rs. 10,67,37,403.00/-** is Lying with SPO Uttarakhand which has been allowed to be carried forward.

Certified that I have satisfied myself that the conditions on which the Grants was sanctioned have been duly fulfilled and that I have exercised the following checks to see that the money was actually utilized for the purpose for which it was sanctioned.

### Kind of checks exercised

Audited Statement of accounts (copy enclosed).

  
वित्त निबंधक  
जलसंधारण सभी के तिरौ  
राज्यिक शिक्षा परिषद  
देहरादून

Date: \_\_\_\_\_

Annexure "A"

Detail of funds lying with implementing Units/agencies:-

a)	Bank Balance with SPO	Rs. 10,67,37,403.00
b)	Bank Balance at SMDCs/DPOs	Rs. 36,97,02,136.17
c)	Loan to IEDSS	Rs. 54,63,000.00
<b>TOTAL</b>		<b>Rs. 48,19,02,539.17</b>

Signature with Rubber Stamp

  
राजिव जिंदल  
जलसंधारण सभी के तिरौ  
State Project Director  
देहरादून



**RAJIV JINDAL & ASSOCIATES**  
**CHARTERED ACCOUNTANTS**

9/1, Rajpur Road, Opp. Abner Petrol Pump,  
Dehra Dun - 248 001 (Uttarakhand)  
Tel : 0135-2659064, 6450721  
E - mail : jindalr1@rediffmail.com

**Auditor's Certificate**

We have verified the above statement with the book and records produced before us for our verification and the same has been drawn in accordance therewith.

For RAJIV JINDAL & ASSOCIATES.

CHARTERED ACCOUNTANTS

  
(RAJIV JINDAL)

FCA PROPRIETOR

M.NO-077980



DATED: 12<sup>th</sup> November, 2013.

PLACE: DEHRADUN

# RAJIV JINDAL & ASSOCIATES

## CHARTERED ACCOUNTANTS

9/1, Rajpur Road, Opp. Abner Petrol Pump,  
Dehra Dun - 248 001 (Uttarakhand)  
Tel : 0135-2659064, 6450721  
E - mail : jindalr1@rediffmail.com

### STATE PROJECT OFFICE

### RASHTRIYA MADHYAMIC SHIKSHA ABHIYAN (RMSA) PROJECT

### UTTARAKHAND SABHI KE LIYE MADHYAMIC SOCIETY

### UTILIZATION CERTIFICATE FOR GRANT-IN-AID CAPITAL (NON-RECURRING)

### FOR THE YEAR ENDED 31<sup>ST</sup> MARCH-2013

S.No	Sanction Letter No. and Date	Amount
1.	Opening Balance as on 1 <sup>st</sup> April, 2012	73,75,85,052.50
	<b>Grant From Govt. of India</b>	
2.	F.1-8/2011-Sch.1(A) Dated 14 <sup>th</sup> Sept. 2012	10,00,00,000.00
3.	F.1-8/2011-Sch.1(B) Dated 14 <sup>th</sup> Sept. 2012	36,33,00,000.00
	<b>TOTAL(Govt. of India)</b>	<b>46,33,00,000.00</b>
	<b>Grant From State Govt.</b>	
4.	115/XXIV-/13/02(32)09 Dated 01 <sup>st</sup> March 2013	1,87,04,000.00
5.	585/XXIV-3/12/02(32)09 Dated 19 <sup>th</sup> June 2012	38,74,000.00
6.	510/XXIV-/12/02(33)13 Dated 25 <sup>th</sup> March 2013	58,54,000.00
7.	1619/XXIV-3/12/02(32)09TC Dated 02 <sup>nd</sup> Jan. 2013	15,44,33,000.00
8.	1766/XXIV-/12/02(32)09T.C-1 Dated 13 <sup>th</sup> March 2013	9,65,37,000.00
9.	355/XXIV-/13/02(32)09TC.2 Dated 14 <sup>th</sup> March 2013	13,08,27,000.00
	<b>TOTAL(Govt. of Uttarakhand)</b>	<b>41,02,29,000.00</b>
	<b>SUB-TOTAL (Govt. of India &amp; State Govt.)</b>	<b>87,35,29,000.00</b>
10.	Interest and Other Income	Nil
	<b>Grand Total (Total Fund Available)</b>	<b>1,61,11,14,052.50</b>
11.	Actual Expenditure	30,66,38,003.00
	<b>Closing Balance with Advances as on 31<sup>st</sup> March, 2013</b>	<b>1,30,44,76,049.50</b>

Certified that out of Rs. 87,35,29,000.00/- of Grant-in-aid sanctioned during the year 2012-2013 in favor of Uttarakhand Sabhi Ke Liye Madhyamic Shiksha Society from





# RAJIV JINDAL & ASSOCIATES

## CHARTERED ACCOUNTANTS

9/1, Rajpur Road, Opp. Abner Petrol Pump,  
Dehra Dun - 248 001 (Uttarakhand)  
Tel : 0135-2659064, 6450721  
E - mail : jindalr1@rediffmail.com

Govt. of India & Govt. of Uttarakhand for Rashtriya Madhyamic Shiksha Abhiyan (RMSA) vide letter No. noted against each grant and **Rs. NIL** on account of Interest & Other incomes earned during the period 1<sup>st</sup> April 2012 to 31<sup>st</sup> March 2013 and **Rs.73,75,85,052.50/-** on account of unspent balance of pervious year, a sum of **Rs. 30,66,38,003.00/-** has been utilized for the purpose for which it was sanctioned and that the balance of **Rs. 1,30,44,76,049.50/-** remains unutilized at the end of the year which will be adjusted towards the grant-in-aid payable during the year 2012-2013.

It is also certified that out of **Rs. 1,30,44,76,049.50/-** shown as unutilized, an amount of **Rs. 42,11,06,654.50/-** are yet to be received from the implementing units/agencies as per details enclosed (Annexure "A") and rest amounting to **Rs. 88,33,69,395.00/-** is Lying with SPO- Uttarakhand, Which has been allowed to be carried forward.

Certified that I have satisfied myself that the conditions on which the Grants was sanctioned have been duly fulfilled and that I have exercised the following checks to see that the money was actually utilized for the purpose for which it was sanctioned.

### Kind of checks exercised

Audited Statement of accounts (copy enclosed).

Date: \_\_\_\_\_

*Anita*

वित्त निरीक्षक  
उत्तराखण्ड राशी के लिये  
राष्ट्रीय माध्यमिक शिक्षा अभियान  
देहरादून

Signature with Rubber Stamp

*[Signature]*

State Project Director  
राष्ट्रीय माध्यमिक शिक्षा अभियान  
देहरादून

### Annexure "A"

#### Detail of funds lying with implementing Units/agencies:-

a)	Bank Balance with SPO	Rs. 88,33,69,395.00
b)	Bank Balance at SMDCs/DPOs	Rs. 5,22,05,654.50
c)	Unadjusted Advances at Construction Agencies	RS. 36,89,01,000.00
<b>TOTAL</b>		<b>Rs. 1,30,44,76,049.50</b>



**RAJIV JINDAL & ASSOCIATES**  
**CHARTERED ACCOUNTANTS**

9/1, Rajpur Road, Opp. Abner Petrol Pump,  
Dehra Dun - 248 001 (Uttarakhand)  
Tel : 0135-2659064, 6450721  
E - mail : jindalr1@rediffmail.com

**Auditor's Certificate**

We have verified the above statement with the book and records produced before us for our verification and the same has been drawn in accordance therewith.

For RAJIV JINDAL & ASSOCIATES.

CHARTERED ACCOUNTANTS

(RAJIV JINDAL)

FCA PROPRIETOR

M.NO-077980

DATED: 12<sup>th</sup> November, 2013.

PLACE: DEHRADUN

**RAJIV JINDAL & ASSOCIATES**  
**CHARTERED ACCOUNTANTS**

9/1, Rajpur Road, Opp. Abner Petrol Pump,  
 Dehra Dun - 248 001 (Uttarakhand)  
 Tel : 0135-2659064, 6450721  
 E - mail : jindalr1@rediffmail.com

**AUDITOR'S REPORT**

To,  
 The State Project Director,  
 Uttarakhand Sabhi Ke Liye Madhyamic Shiksha Society,  
 Rashtriya Madhyamic Shiksha Abhiyan,  
 Nanur Khera Tapovan Road,  
 Dehradun,  
 Uttarakhand.

Dear Members,

We have examined Balance Sheet including Income and Expenditure Account and Receipt and Payment Account for the year ended 31<sup>st</sup> march, 2013 i.e. financial year ended 2012-2013 pertaining to **RASHTRIYA MADHYAMIC SHIKSHA ABHIYAN** implemented by **UTTRAKHAND SABHI KE LIYE MADHYAMIC SHIKSHA SOCIETY, NANUR KHERA TAPOVAN ROAD, DEHRADUN, UTTARAKHAND** hereinafter referred to as "The Project". The Balance Sheet along with Income and Expenditure Account and Receipts and Payment Account as prepared by the Project is annexed herewith after auditing of the same on the basis of records and documents submitted by the project..

These Financial Statements are the responsibility of the Concern's Management. Our responsibility is to express an opinion on these financial statements based on our audit. We have conducted our audit in accordance with the accounting standards generally accepted in India. Those standards require that we plan and perform the audit to obtain reasonable assurance about whether the financial statements are free of material misstatements. An audit includes examining on test basis, evidence supporting the amounts and disclosures in the financial statements. An audit also includes assessing the accounting principles and





**RAJIV JINDAL & ASSOCIATES**  
**CHARTERED ACCOUNTANTS**

9/1, Rajpur Road, Opp. Abner Petrol Pump,  
Dehra Dun - 248 001 (Uttarakhand)  
Tel : 0135-2659064, 6450721  
E - mail : jindair1@rediffmail.com

significant estimates made by the management, as well as evaluating the overall financial statement presentation. We believe that our audit provides a reasonable basis of our opinion.

We have obtained all the information and explanation, which to the best of our knowledge and belief were necessary for the purpose of our audit. The financial statements annexed herewith incorporate the accounts of 13 District Project Offices, SCERT & SIEMAT as part of the Project.

We report, subject to our notes to accounts in Schedule 'A' and audit observation in Schedule 'B' to this report & separate 'Management Letter' of even date that:

1. We have obtained all the information and explanations which to the best of our knowledge and belief were necessary for the purpose of our audit.
2. We have audited the books of accounts of 1799 SMDCs out of 2083 and all DPOs, SCERT, SIEMAT on procurement basis and ensure the coverage of audit on the test basis.
3. In our opinion, proper books of accounts have been kept by the State Project Office, so far as appear from the examination of the books of accounts.
4. The statements of accounts deal with this report are in agreement with the books of accounts.
5. In our opinion and to the best of our information and according to the explanations given to us, the said accounts give the information in the manner so required and give a true and fair view of:



**RAJIV JINDAL & ASSOCIATES**  
**CHARTERED ACCOUNTANTS**

9/1, Rajpur Road, Opp. Abner Petrol Pump,  
Dehra Dun - 248 001 (Uttarakhand)  
Tel : 0135-2659064, 6450721  
E - mail : jindalr1@rediffmail.com

- a) In the case of the Consolidated Balance Sheet of the State of Affairs of the above named Project as at 31<sup>st</sup> March 2013.
- b) In the case of Consolidated Income & Expenditure Account of the income of the above named Project for the year ended on 31<sup>st</sup> March 2013.
- c) In the case of Consolidated Receipt & Payment Account of the income of the above named Project for the year ended on 31<sup>st</sup> March 2013.

For **RAJIV JINDAL & ASSOCIATES.**  
**CHARTERED ACCOUNTANTS**

  
**(RAJIV JINDAL)**  
**FCA PROPRIETOR**  
**M.NO-077980**



**DATED: 12<sup>th</sup> November, 2013.**  
**PLACE: DEHRADUN**

**RAJIV JINDAL & ASSOCIATES**  
**CHARTERED ACCOUNTANTS**

9/1, Rajpur Road, Opp. Abner Petrol Pump,  
Dehra Dun - 248 001 (Uttarakhand)  
Tel : 0135-2659064, 6450721  
E - mail : jindalr1@rediffmail.com

- a) In the case of the Consolidated Balance Sheet of the State of Affairs of the above named Project as at 31<sup>st</sup> March 2013.
- b) In the case of Consolidated Income & Expenditure Account of the income of the above named Project for the year ended on 31<sup>st</sup> March 2013.
- c) In the case of Consolidated Receipt & Payment Account of the income of the above named Project for the year ended on 31<sup>st</sup> March 2013.

For RAJIV JINDAL & ASSOCIATES.  
CHARTERED ACCOUNTANTS

  
(RAJIV JINDAL)  
FCA PROPRIETOR  
M.NO-077980



DATED: 12<sup>th</sup> November, 2013.  
PLACE: DEHRADUN



## RAJIV JINDAL & ASSOCIATES CHARTERED ACCOUNTANTS

9/1, Rajpur Road, Opp. Abner Petrol Pump,  
Dehra Dun - 248 001 (Uttarakhand)  
Tel : 0135-2659064, 6450721  
E - mail : jindalr1@rediffmail.com

7. As per the requirement of the manual, Cash Book should be maintained under double column system i.e. cash & bank column but same has not been maintained at any level except State Project Office. Journal is one of the most important account book for recording the transaction but we observed that the same has not been made at any level
8. Books of Account of most of the SMDCs not certified by the authorized/Designated officer and bills/vouchers have been kept in loose manner by the some SMDCs. Even we have seen that some SMDCs have maintained simple register for recording the expenditure instead of Prescribed Books of Account.
9. Separate Books of Account were not maintained by SMDCs for a particular Financial Year which is not as per the requirement of the manual. Even Books of account not balanced at the end of the year.
10. Stock register of consumable & non consumable articles not maintained/not properly maintained by the SMDCs.
11. During the course of audit we have noticed that most of the SMDCs have been represented by teacher instead of Principal/Responsible officer in relation to books of account.
12. During the course of audit it was observed that bills produced before us for verification were manipulated. Even in some of the cases it was observed that bills were not as per serial order of the bill book as well as date was not mentioned on the bills in some cases.
13. Other specific observations relating to districts/SMDCs are mentioned in the District wise report.

For RAJIV JINDAL & ASSOCIATES.  
CHARTERED ACCOUNTANTS

  
(RAJIV JINDAL)  
FCA PROPRIETOR  
M.NO-077980



DATED: 12<sup>th</sup> November, 2013.  
PLACE: DEHRADUN

**RAJIV JINDAL & ASSOCIATES**  
**CHARTERED ACCOUNTANTS**

9/1, Rajpur Road, Opp. Abner Petrol Pump,  
Dehra Dun - 248 001 (Uttarakhand)  
Tel : 0135-2659064, 6450721  
E - mail : jindalr1@rediffmail.com

**STATE PROJECT OFFICE**  
**UTTARAKHAND SABHI KE LIYE MADHYAMIC SHIKSHA SOCIETY, DEHRADUN**  
**RASTRIYA MADHYAMIC SHIKSHA ABHIYAN (RMSA) PROJECT**  
**MANAGEMENT LETTER**  
**FOR THE YEAR ENDED 31<sup>ST</sup> MARCH 2013**

- 1) As required by Para no 7.1.5 & annex-XIX of Manual for Financial Management And Procurement issued by Department of School Education And Literacy Ministry of Human Resource Development, Government of India, Management Letter for the financial year 2012-2013 is being provided along with our observations and recommendations for improvement of over all accounting system. It also contains our suggestions regarding measures to be adopted for more efficient control.
- 2) For implementation of Different activities under RMSA project funds are transferred by District Project Office to SMDCs through banking channels from time to time. A Proper mechanism should be developed to ensure that all amounts sent to SMDCs through the bank, have been credited in their accounts or received by the SMDCs. It has been seen that the District Project Offices are aware of importance of reconciliation of accounts with banks and SMDCs to confirm transaction of fund granted to them but the same is being practiced only by three out of 13 districts. The District Project Offices should reconcile with bank to verify that the funds transferred to the SMDCs have actually been received by them or the same remains in the pipelines. Since there are numerous expending units to whom the funds are being granted, there are chances of money lying in the pipelines or in the banks.
- 3) It is observed that for implementation of each and every activity under RMSA, necessary instructions are being issued to the District Project Offices and other offices by the SPO. While examining the records of District Project Offices and other offices, it is found that guidelines necessary for proper utilization of fund on a specific activity have not been issued to the spending units by the DPOs in some cases. This leads to delay in utilization of funds. Therefore, there is an immediate requirement to ensure that necessary instructions should be communicated to the units while transferring the funds so that the amount is utilized properly and in a timely manner.
- 4) All RMSA Activities have not been recorded on **"Double Entry Method Based on Mercantile System of Accounting"** at all levels. In our opinion proper training of maintaining accounts on double entry method based on mercantile system must be given to all the District Project Offices and sub Districts Levels.
- 5) The bank reconciliation Statements should be prepared at the end of each and every month and comprehensive reconciliation for the financial year should be necessarily prepared at the end of each financial year. However, during audit it was found that in some cases bank reconciliation statements not prepared/produced by SMDCs .Therefore, the bank balances are subject to reconciliation & confirmation.



## RAJIV JINDAL & ASSOCIATES CHARTERED ACCOUNTANTS

9/1, Rajpur Road, Opp. Abner Petrol Pump,  
Dehra Dun - 248 001 (Uttarakhand)  
Tel : 0135-2659064, 6450721  
E - mail : jindalr1@rediffmail.com

- 6] As per provisions of the Income Tax Act, 1961 Tax Deducted at Source (TDS) provision is being implemented by District Project Offices and other offices. Necessary TDS are being made from the payments of the contractors and TDS certificates are also being issued, but there is a requirement to file e-TDS on quarterly basis in form No. 24Q and 26Q of the Income Tax Act. These provisions of the Income Tax Act are to be complied with strictly otherwise, penalty may be imposed by the Income Tax Department. These provisions have been adhered by the State Project Office Dehradun but it is seen that some cases, the time schedule for filing such returns has not been adhered by the District Project Offices. Therefore, in future it may be ensured that these quarterly returns are filed well in time.
- 7] The Block Education offices & District Institute of Education and Training are functioning under the State Council of Educational Research & Training and SMDCs are functioning under District Project Office. Basically training programs are organized at DIETs and the funds have been provided for training through SCERT and for other accounts head by DPOs. The SCERT & DPOs should monitor that whatever physical targets under transfer head are provided to the SMDCs that have been achieved. SCERT & DPOs should compile & prepare necessary documents which should reflect the achievements as well as financial status in regards to training programs on uniform patterns. However, during audit it was noted that DIET/DPO wise Funds allotment records have been maintained but funds Reconciliation (i.e. Inter Unit Reconciliation) have not been prepared. Inter units accounts are subject to reconciliation & confirmation.
- 8] Physical verification of stocks/Assets has not been conducted at any time during the year by DPOs and also physical verification progress report was not produced before us.
- 9] SMDCs do not send any statement of expenditure to DPOs against the expenditure incurred by them out of the fund received. Only few Utilization certificates are being sent by SMDCs to DPO but not on regular basis. Further at the time of making payments to SMDCs, DPO treat them as expenditure by debiting them directly in the respective expenditure heads and these payments are reported as expenditure in the Statement of Expenditure prepared by DPOs irrespective of whether these are spent or are left unspent at the end of the year.

For RAJIV JINDAL & ASSOCIATES,  
CHARTERED ACCOUNTANTS

  
(RAJIV JINDAL)

FCA PROPRIETOR  
M.NO-077980



DATED: 12<sup>th</sup> November, 2013.  
PLACE: DEHRADUN



**RAJIV JINDAL & ASSOCIATES**  
**CHARTERED ACCOUNTANTS**

9/1, Rajpur Road, Opp. Abner Petrol Pump,  
 Dehra Dun - 248 001 (Uttarakhand)  
 Tel : 0135-2659064, 6450721  
 E - mail : jindalr1@rediffmail.com

**STATE PROJECT OFFICE**  
**UTTARAKHAND SABHI KE LIYE MDHYAMIC SHIKSHA SOCIETY**  
**RASHTRIYA MADHYAMIC SHIKSHA ABHIYAN (RMSA) PROJECT**

**PROCUREMENT AUDIT CERTIFICATE**

This is to certify that we have gone through the procurement procedure use for the State for RMSA and based on the audit of the records for the Financial Year 2012-2013 for Uttarakhand Sabhi Ke Liye Madhyamic Shiksha Society, and inputs from the Districts audit reports, we are generally satisfied with the procurement procedure adopted by RMSA Uttarakhand prescribed in the manual of financial management & procurement under RMSA/ State procurement rule has been followed.

S.No	Details	Deviations	Amount Involved (Declare as Mis-procurement)
	NIL	NIL	NIL

For RAJIV JINDAL & ASSOCIATES.  
 CHARTERED ACCOUNTANTS



(RAJIV JINDAL)  
 FCA PROPRIETOR



DATED: 12<sup>th</sup> November, 2013.  
 PLACE: DEHRADUN

# RAJIV JINDAL & ASSOCIATES

## CHARTERED ACCOUNTANTS

9/1, Rajpur Road, Opp. Abner Petrol Pump,  
Dehra Dun - 248 001 (Uttarakhand)  
Tel : 0135-2659064, 6450721  
E - mail : jindair1@rediffmail.com

STATE PROJECT OFFICE, DEHRADUN  
(RMSA) UTTARAKHAND SABHI KE LIYE MADHYAMIC SHIKSHA SOCIETY  
CONSOLIDATED BALANCE SHEET AS ON 31 ST MARCH-2013

LIABILITIES	AMOUNT	T.AMOUNT	ASSETS	AMOUNT	T.AMOUNT
<b>CAPITAL FUND</b>			<b>FIXED ASSETS</b>		
Opening Balance	309,452,726.00		( As per Annexure "F" )		616,090,729.00
Add: Additions during the year	306,638,003.00	616,090,729.00			
<b>GENERAL FUND</b>			<b>CURRENT ASSETS AND LOANS</b>		
Unutilized Grant		1,786,378,588.67	<b>ADVANCES</b>		
			a) Cash & Bank Balances	1,417,477,588.67	
			( As per Annexure "E" )		
			b) Advances	368,901,000.00	1,786,378,588.67
			( As per Annexure "E" )		
<b>TOTAL</b>		<b>2,402,469,317.67</b>	<b>TOTAL</b>		<b>2,402,469,317.67</b>

Note:-

- a) Previous year figures regrouped & recasted whenever necessary.  
b) Annexure "A" to "F" forms integral part of Balance Sheet.

### AUDITOR'S REPORT

"As per our separate report of even date annexed"

FOR RAJIV JINDAL & ASSOCIATES  
CHARTERED ACCOUNTANTS



(RAJIV JINDAL)  
PCA PROPRIETOR

DATED: 12th November, 2013  
PLACE: DEHRADUN

60  
वित्त - निदेशिका  
FINANCE OFFICER  
उत्तराखण्ड सभी के लिए माध्यमिक शिक्षा समाज के लिए  
राज्य परियोजना कार्यालय, देहरादून

Amrita  
वित्त नियंत्रक  
FINANCE CONTROLLER  
उत्तराखण्ड सभी के लिए माध्यमिक शिक्षा समाज के लिए  
राज्य परियोजना कार्यालय, देहरादून

FOR UTTARAKHAND SABHI KE LIYE  
MADHYAMIC SHIKSHA SOCIETY

राज्य परियोजना कार्यालय  
उत्तराखण्ड सभी के लिए माध्यमिक शिक्षा समाज के लिए  
राज्य परियोजना कार्यालय, देहरादून  
STATE PROJECT OFFICER  
उत्तराखण्ड सभी के लिए माध्यमिक शिक्षा समाज के लिए  
राज्य परियोजना कार्यालय, देहरादून

# RAJIV JINDAL & ASSOCIATES CHARTERED ACCOUNTANTS

9/1, Rajpur Road, Opp. Abner Petrol Pump,  
Dehra Dun - 248 001 (Uttarakhand)  
Tel : 0135-2659064, 6450721  
E - mail : jindalr1@rediffmail.com

**STATE PROJECT OFFICE DEHRADUN**  
**(BMS) UTTARAKHAND SABH KEE UCHH MADHYAMIC SHIKSHA SANGH**  
**CONSOLIDATED INCOME & EXPENDITURE ACCOUNT FOR THE YEAR ENDED 31<sup>ST</sup> MARCH 2013**

DESCRIPTION	AMOUNT	AMOUNT	DESCRIPTION	AMOUNT	AMOUNT
<b>RECURRING EXPENSES</b> (As Per Annexure "D" Attached)			<b>RECEIPTS</b>		
Wages	32,811,705.00		Inward Grant Previous Year	2,002,212,449.20	
Teachers Salary	133,870,070.00		Grant Received from Govt. of India		
Study Tour for Teachers	-		a) Recurring	790,071,000.76	
Sports as Trip for Students	20,96,1377.00		b) Non-recurring	463,350,000.39	
Minor Repair	38,733,065.00		Grant Received from State Govt.		
School Gates	107,442,785.70		a) Recurring	191,315,200.00	
School Gates (2011-12)	-		b) Non-recurring	430,326,000.00	
Salary for Lab Attendant & Other Staff	118,598,071.00		In Grant & Other Receipts (DFOs, BMS, SMCs)	36,717,579.17	
Promotion of Income at District Level	-		<b>TOTAL</b>	<b>2,600,057,028.57</b>	
Grant Pay at District Level	-		Less: Unutilised Grant	1,786,379,508.67	823,677,519.90
Provision of Art/Culture Books & School Bags	-				
Social Teaching & Mobility Training	5,641,345.00				
Training of SMC Members	24,752,730.00				
Workshops on CEE/Action Grid/ep at District Level	-				
Training	2,671,120.00				
Other Rec.	-	515,740,436.50			
Amount Transferred to Addition of Fixed Assets	-				
Transferred to Capital Fund	-	206,532,000.00			
<b>TOTAL</b>		<b>872,809,171.50</b>	<b>TOTAL</b>		<b>872,809,171.50</b>

**AUDITOR'S REPORT**  
"As per our separate report at even date annexed"


FOR RAJIV JINDAL & ASSOCIATES  
CHARTERED ACCOUNTANTS

  
RAJIV JINDAL  
FCA PROPRIETOR

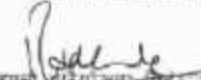


DATED: 12<sup>th</sup> November, 2013  
PLACE: DEHRADUN

  
FINANCE OFFICER  
उत्तराखण्ड शिक्षा विभाग  
राज्य शिक्षा कार्यालय, देहरादून

  
STATE PROJECT OFFICER  
राज्य शिक्षा विभाग  
देहरादून

FOR UTTARAKHAND SABH KEE  
MADHYAMIC SHIKSHA SANGH

  
STATE PROJECT OFFICER  
उत्तराखण्ड शिक्षा विभाग  
राज्य शिक्षा विभाग  
देहरादून



**RAJIV JINDAL & ASSOCIATES**  
**CHARTERED ACCOUNTANTS**

9/1, Rajpur Road, Opp. Abner Petrol Pump,  
 Dehra Dun - 248 001 (Uttarakhand)  
 Tel : 0135-2659064, 6450721  
 E - mail : jindalr1@rediffmail.com

STATE PROJECT OFFICE, DEHRADUN  
 (RMSA) UTTARAKHAND SABHI KE LIYE MAHAYANIC SHIKSHA SOCIETY  
 CONSOLIDATED (RECURRING) INCOME & EXPENDITURE ACCOUNTS FOR THE YEAR ENDED 31 ST MARCH 2013

EXPENDITURE	AMOUNT	CASH/IN	INCOME	AMOUNT	CASH/OUT
<b>RECURRING EXPENSES</b>			<b>RECEIPTS</b>		
(As Per Annexure "D" Attached)			Distributed Grant Previous Year	385,077,395.30	
DMIT	32,045,701.00		Grant Received From Govt. of India	502,079,000.00	
Teachers Salary	133,800,076.00		Grant Received From State Govt.	395,579,000.00	
Study Tour for Teachers			Interest & Other Receipts (SI/PA/Bonus/MS/CA)	36,717,079.17	
Excursion Trip for Students	20,954,077.00		(As Per Annexure "B" Attached)		
Minor Repair	39,733,093.00		<b>TOTAL</b>	<b>999,942,975.67</b>	
School Grant	102,442,799.50		Less: Distributed Grant	401,962,579.17	315,940,406.50
School Grant (2011-12)					
Salary for Lab. Aids/Juni & Other Staff	146,969,501.00				
Procurement of Science at District Level					
Book Fair at District Level					
Procurement of Art/ Craft at District & School Level					
Special Teaching for Minority Students	5,041,345.00				
Training of SHDC Members	24,712,730.00				
Work Shop on CCE/School Grading at District Level					
Training	7,071,116.00				
Matric Kit		513,010,436.50			
Excess of Income Over Expenditures					
<b>TOTAL</b>		<b>513,010,436.50</b>	<b>TOTAL</b>		<b>513,010,436.50</b>


AUDITOR'S REPORT  
 "As per our separate report of even date annexed"


FOR RAJIV JINDAL & ASSOCIATES  
 CHARTERED ACCOUNTANTS

  
 (RAJIV JINDAL)  
 FCA PROPRIETOR



DATED: 20 November, 2013  
 PLACE: DEHRADUN

  
 ANITA  
 वित्त नियंत्रक  
 उत्तराखण्ड सभियों के लिये  
 माध्यमिक शिक्षा परिषद  
 देहरादून

  
 ANITA  
 वित्त नियंत्रक  
 उत्तराखण्ड सभियों के लिये  
 माध्यमिक शिक्षा परिषद  
 देहरादून

FOR UTTARAKHAND SABHI KE LIYE  
 MAHAYANIC SHIKSHA SOCIETY

  
 ANITA  
 वित्त नियंत्रक  
 उत्तराखण्ड सभियों के लिये  
 माध्यमिक शिक्षा परिषद  
 देहरादून

**RAJIV JINDAL & ASSOCIATES**  
**CHARTERED ACCOUNTANTS**

9/1, Rajpur Road, Opp. Abner Petrol Pump,  
 Dehra Dun - 748 001 (Uttarakhand)  
 Tel : 0135-2659064, 6450721  
 E - mail : jindalr1@rediffmail.com

STATE PROJECT OFFICE, DEHRADUN  
 (EMSA) UTTARAKHAND SAHSHIKALYE MADHYAMIC SHIKSHA SOCIETY  
 CONSOLIDATED (NON-BUDGETING) INCOME & EXPENDITURE ACCOUNTS FOR THE YEAR ENDED 31 ST MARCH 2013

EXPENDITURE	AMOUNT	TOTAL	AMOUNT	TOTAL
<b>NON RECURRING EXPENSES</b> (As Per Annexure 'C' Attached)				
Car & Van	257,37,000.00			
Repurchase	24,560,375.00			
Major Repair	23,550,444.00			
Lab Equipments	976,904.00			
Computer		706,538,000.00		
			1,611,114,002.50	
<b>(As per Annexure 'D' Attached)</b>				
Receipts of Income Over Expenditure			1,304,877,042.50	206,636,960.00
<b>TOTAL</b>		<b>706,538,000.00</b>	<b>TOTAL</b>	<b>206,636,960.00</b>

ADDITION'S REPORT

"As per our separate report of each date account"

FOR RAJIV JINDAL & ASSOCIATES  
 CHARTERED ACCOUNTANTS

*Rajiv Jindal*  
 RAJIV JINDAL  
 FCA, PROPRIETOR  
 MAD-677980



DATED: 12th November, 2013  
 PLACE: DEHRADUN

FOR UTTARAKHAND SAHSHIKALYE  
 MADHYAMIC SHIKSHA SOCIETY

*[Signature]*  
 FINANCE OFFICER  
 उच्च शिक्षा विभाग  
 उत्तराखण्ड राज्य के शिक्षा विभाग  
 राज्य बौद्धिक विकास विभाग  
 देहरादून

*[Signature]*  
 FINANCE CONTROLLER  
 उत्तराखण्ड समाज के शिक्षा  
 वाष्वयिक शिक्षा परिषद  
 देहरादून

*[Signature]*  
 STATE PROJECT DIRECTOR  
 उत्तराखण्ड राज्य  
 माध्यमिक शिक्षा विभाग  
 देहरादून

**RAJIV JINDAL & ASSOCIATES**  
**CHARTERED ACCOUNTANTS**

9/1, Rajpur Road, Opp. Abner Petrol Pump,  
 Dehra Dun - 248 001 (Uttarakhand)  
 Tel : 0135-2659064, 6450721  
 E - mail : jindalr1@rediffmail.com

STATE PROJECT OFFICE DEHRADUN  
 (BMSA) UTTARAKHAND SAHIB KULYI MADHYAMIC SHIKSHA SOCIETY  
 CONSOLIDATED RECEIPTS & PAYMENTS ACCOUNTS FOR THE YEAR ENDED 31ST MARCH 2013

RECEIPTS	AMOUNT	TARGET	PAYMENTS	AMOUNT	TARGET
OPENING BALANCE INCLUDING ADVANCES (As Per Annexure "A" Attached)		1,09,112,149.00	NON RECURRING EXPENSES (As Per Annexure "C" Attached)		
<b>RECEIPTS</b>			Civil Work	252,170,000.00	
Grand Received From Govt. of India			Personnes	24,040,573.00	
a) Recurring	501,070,000.00		Major Repair	23,600,444.00	
b) Non-recurring	453,800,000.00	966,178,000.00	Lab Equipments	476,381.00	
Grand Received From State Govt.			Computer	-	302,80,000.00
a) Recurring	191,510,000.00		<b>RECURRING EXPENSES</b> (As Per Annexure "D" Attached)		
b) Non-recurring	410,220,000.00		NTMS	32,043,785.00	
Interest & Other Receipts (DPOs/Block/DMCA) (As Per Annexure "E" Attached)	36,717,579.17	418,465,579.17	Teachers Salary	23,01,00,000.00	
			Study Tour for Teachers		
			Interactive Trip for Students	20,054,077.00	
			Minor Repair	20,733,095.00	
			School Grant	107,442,790.50	
			School Grant (2011-12)		
			Salary for Lab Attendant & Other Staff	146,969,501.00	
			Promotion of Science at District Level		
			Bank Fee at District Level		
			Promotion of Net/Grk at Block & School Level		
			Special Teaching for Minority Students	5,641,345.00	
			Training of SMC Members	24,712,736.00	
			Work Shop on CCE/School Grading at District Level		
			Training	2,671,136.00	
			Maths Kit		115,040,436.50
			<b>CLOSING BALANCE INCLUDING LOSS &amp; ADVANCE</b> (As Per Annexure "F" Attached)		1,70,07,950.67
<b>TOTAL</b>		1,46,50,720.17	<b>TOTAL</b>		2,40,00,000.00

**AUDITOR'S REPORT**  
 "As per our separate report of even date annexed"

FOR RAJIV JINDAL & ASSOCIATES  
 CHARTERED ACCOUNTANTS

*RJ*  
 (RAJIV JINDAL)  
 FCA PROPRIETOR



DATED: 12th November, 2013  
 PLACE: DEHRADUN

FOR UTTARAKHAND SAHIB KULYI  
 MADHYAMIC SHIKSHA SOCIETY

*[Signature]*  
 सहायक निदेशक  
 उत्तराखण्ड राज्य के शिक्षा विभाग  
 राज्य परियोजना समन्वयक, देहरादून

*[Signature]*  
 उत्तराखण्ड राज्य के शिक्षा  
 FINANCE CONTROLLER  
 माध्यमिक शिक्षा परिषद  
 देहरादून

*[Signature]*  
 राज्य परिवहन निदेशक  
 STATION MASTER  
 उत्तराखण्ड राज्य के शिक्षा विभाग  
 देहरादून



# RAJIV JINDAL & ASSOCIATES

## CHARTERED ACCOUNTANTS

9/1, Rajpur Road, Opp. Abner Petrol Pump,  
Dehra Dun - 248 001 (Uttarakhand)  
Tel : 0135-2659064, 6450721  
E - mail : jindalr1@rediffmail.com

STATE PROJECT OFFICE  
RASTRIYA MADHYAMIC SHIKSHA ABHIYAN( RAMSA) PROJECT  
UTTARAKHAND SABHI KE LIYE MADHYAMIC SHIKSHA PARISHAD  
DEHRADUN- UTTARAKHAND

**ANNEXURE "A"**

Bank Balances & Advances as on 1st April- 2012

Particulars	Bank Balances at SPQ/SCERT/SIEMAT/D POs	Bank Balances at SMDCs/DIT	Advances to RES & Irrigation Department	Total
DPO ALMORA	13,475,905.00	38,943,086.00	-	52,418,991.00
DPO CHAMOLI	11,579,676.00	11,102,026.00	-	22,681,702.00
DPO DEHRADUN	7,788,124.00	4,550,623.00	-	12,338,747.00
DPO NAINTAAL	9,932,646.00	7,470,420.00	-	17,403,066.00
DPO PAURI	22,717,325.00	11,660,596.00	-	34,377,921.00
DPO RUDRAPRAYAG	8,654,193.00	4,325,522.00	-	12,979,715.00
DPO US NAGAR	2,326,475.00	6,129,388.00	-	8,455,863.00
DPO BAGESHWAR	10,618,584.00	5,680,667.00	-	16,299,251.00
DPO CHAMPAWAT	13,959,029.00	2,459,303.00	-	16,418,332.00
DPO HARIDWAR	12,732,582.00	294,059.00	-	13,026,641.00
DPO PITHORAGARH	7,275,772.00	4,757,417.00	-	12,033,189.00
DPO TEHRI	12,286,021.00	13,824,825.00	-	26,110,846.00
DPO UTTARKASHI	6,587,593.00	5,888,039.00	-	12,475,632.00
SCERT	2,625,528.00	4,866,134.00	-	7,491,662.00
SIEMAT	3,098,348.00	115,460.00	-	3,213,808.00
STATE PROJECT OFFICE IRRIGATION & RES	632,733,081.00	-	102,754,000.00	632,733,081.00
<b>TOTAL</b>	<b>728,390,884.00</b>	<b>122,067,565.00</b>	<b>102,754,000.00</b>	<b>1,003,212,449.00</b>



# RAJIV JINDAL & ASSOCIATES

## CHARTERED ACCOUNTANTS

9/1, Rajpur Road, Opp. Abner Petrol Pump,  
Dehra Dun - 248 001 (Uttarakhand)  
Tel : 0135-2659064, 6450721  
E - mail : jindalr1@rediffmail.com

**STATE PROJECT OFFICE**  
**RASTRYA MADHYAMIC SHIKSHA ABHIYAN( RAMSA) PROJECT**  
**UTTARAKHAND SABHI KE LIYE MADHYAMIC SHIKSHA PARISHAD**  
**DEHRADUN- UTTARAKHAND**

### ANNEXURE "B"

Detail of Funds Transfer (Consolidated) under RAMSA Project From State Project Office to District Project Offices and Interest & Other Income earned by SPO/DPO,s/SCERT/SIEMAT/SMDC,s

Particulars	Fund received from SPO	Int & Other Receipts at SPO/DPO,s	Int & Other Receipts at SMDC	Total (A+B)
DPO ALMOHA	115,944,500.00	1,506,720.25	-	117,451,220.25
DPO CHAMOLI	75,742,000.00	363,186.00	-	76,105,186.00
DPO DEHRADUN	59,375,000.00	324,082.00	-	59,699,082.00
DPO NAINTAAL	78,133,000.00	341,685.00	624,160.00	79,098,845.00
DPO PAURI	86,550,500.00	367,027.00	1,883,440.00	88,800,967.00
DPO RUDRAPRAYAG	37,289,000.00	199,781.00	-	37,488,781.00
DPO US NAGAR	132,049,500.00	274,008.00	440,067.92	132,763,575.92
DPO BAGESHWAR	39,830,000.00	343,646.00	-	40,173,646.00
DPO CHAMPAWAT	61,269,500.00	342,764.00	-	61,612,264.00
DPO HARIDWAR	48,651,000.00	197,193.00	-	48,848,193.00
DPO PITHORAGARH	141,807,500.00	267,313.00	-	142,074,813.00
DPO TEHRI	83,986,500.00	403,371.00	-	84,389,871.00
DPO UTTARKASHI	42,534,000.00	159,516.00	-	42,693,516.00
IRRIGATION DEPARTMENT	76,359,000.00	-	-	76,359,000.00
RES DEPARTMENT	145,111,000.00	-	-	145,111,000.00
SCERT	-	125,145.00	-	125,145.00
SIEMAT	-	89,593.00	-	89,593.00
STATE PROJECT OFFICE	-	28,464,881.00	-	28,464,881.00
IEDSS	5,463,000.00	-	-	5,463,000.00
<b>TOTAL</b>	<b>1,229,895,000.00</b>	<b>23,769,911.25</b>	<b>2,947,667.92</b>	<b>1,266,612,579.17</b>



# RAJIV JINDAL & ASSOCIATES

## CHARTERED ACCOUNTANTS

9/1, Rajpur Road, Opp. Abner Petrol Pump,  
Dehra Dun - 248 001 (Uttarakhand)  
Tel : 0135-2659064, 6450721  
E-mail : jindalr1@rediffmail.com

STATE PROJECT OFFICE  
RASTRIYA MADHYAMI SHIKSHA ABHIYAN( RAMSA) PROJECT  
UTTARAKHAND SABHI KE LIYE MADHYAMIC SHIKSHA PARISHAD  
DEHRADUN- UTTARAKHAND

**ANNEXURE 'C'**

Details of Non-Recurring Expenditure (Activity Wise)

Particulars	Civil Work	Furniture	Computer	L&M Equipments	Major Repairs	Total
DFO ALMORA	-	2,136,500.00	-	-	1,449,000.00	3,579,500.00
DFO CHANGLI	-	3,550,000.00	-	-	1,384,000.00	4,934,000.00
DFO DEHRADUN	-	-	-	-	2,969,000.00	2,969,000.00
DFO NAINITAL	-	3,950,000.00	-	-	2,660,000.00	6,610,000.00
DFO PAURI	-	120,075.00	-	976,964.00	2,497,444.00	3,594,503.00
DFO RUDRAPURAYAG	-	1,420,000.00	-	-	199,000.00	1,619,000.00
DFO US NAGAR	-	-	-	-	1,502,000.00	1,502,000.00
DFO RAGESHWAR	-	3,550,000.00	-	-	805,000.00	4,350,000.00
DFO CHAMPWAT	-	3,550,000.00	-	-	1,022,000.00	4,572,000.00
DFO HARIDWAR	-	6,370,000.00	-	-	800,000.00	7,170,000.00
DFO PITHORAGARI	-	-	-	-	5,194,000.00	5,194,000.00
DFO TLHM	-	-	-	-	2,574,000.00	2,574,000.00
DFO UTTARKASHI	-	-	-	-	600,000.00	600,000.00
IRRIGATION DEPARTMENT	-	-	-	-	-	-
RES DEPARTMENT	-	-	-	-	-	-
SECRET	-	-	-	-	-	-
SEMAT	-	-	-	-	-	-
SPO	257,370,000.00	-	-	-	-	257,370,000.00
<b>TOTAL</b>	<b>257,370,000.00</b>	<b>23,612,575.00</b>	<b>-</b>	<b>976,964.00</b>	<b>22,650,444.00</b>	<b>284,610,003.00</b>





**RAJIV JINDAL & ASSOCIATES**  
**CHARTERED ACCOUNTANTS**

9/1, Rajpur Road, Opp. Abner Petrol Pump,  
 Dehra Dun - 248 001 (Uttarakhand)  
 Tel : 0135-2659064, 6450721  
 E - mail : jindalr1@rediffmail.com

**ANNEXURE 'C'**

**Details of Recurring Expenditure (Activity Wise)**

Particulars	2012-13	2011-12	2010-11 (Revised)	2009-10	2008-09	2007-08 (Revised)	2006-07 (Revised)
DPO ALORGA	3,486,306.00	33,761,193.00	-	4,433,984.00	3,627,870.00	8,044,244.00	2,189,600.00
DPO CHANOLI	3,209,602.00	33,114,430.00	-	3,785,833.00	15,061,872.00	11,814,170.00	1,615,700.00
DPO DEHRADUN	2,076,603.00	11,493,585.00	-	3,320,007.00	5,387,611.00	14,488,811.00	2,685,612.00
DPO NAINITAL	1,870,747.00	11,307,710.00	-	3,742,943.00	4,888,816.00	12,941,177.00	2,114,150.00
DPO PARI	2,120,061.00	4,345,432.00	-	3,675,986.00	14,625,720.00	20,735,470.00	1,875,314.00
DPO SHILKA PLIVAGE	3,905,967.00	3,545,432.00	-	1,707,204.00	2,497,765.00	3,812,838.00	1,046,850.00
DPO UNMULG	2,487,477.00	31,817,728.00	-	2,114,231.00	7,366,470.00	9,913,997.00	2,013,903.00
DPO BAGICHPUR	2,652,262.00	9,842,611.00	-	1,671,588.00	3,754,237.00	4,433,961.00	808,608.00
DPO CHAMPANOLI	1,256,794.00	4,753,128.00	-	3,378,328.00	3,448,776.00	7,357,427.00	284,230.00
DPO KASHIPUR	1,678,432.00	10,458,827.00	-	1,722,124.00	2,771,566.00	3,792,751.00	708,897.00
DPO PITHORAGARH	1,777,692.00	11,941,726.00	-	2,352,424.00	11,428,023.00	13,109,481.00	1,734,440.00
DPO THRI	1,794,671.00	4,307,974.00	-	4,809,288.00	17,884,719.00	19,082,449.00	2,296,604.00
DPO UTTARANCHAL	2,414,511.00	7,181,903.00	-	3,650,769.00	16,462,597.00	11,982,156.00	1,130,270.00
BRIGADIER DEPARTMENT	-	-	-	-	-	-	-
CS DEPARTMENT	-	-	-	-	-	-	-
SECRET	-	-	-	-	-	-	-
SIRSIY	-	-	-	-	-	-	-
TOTAL	36,78,875.20	17,26,00.00	-	-	-	-	-
TOTAL	11,94,19,00.00	12,80,22,00.00	-	2,72,12,00.00	10,44,28,00.00	11,82,80,00.00	12,24,88,00.00

Particulars	Expenditure incurred in 2012-13	2011-12 (Budgeted)	2010-11 (Revised)	2009-10 (Revised)	2008-09 (Revised)	2007-08 (Revised)	2006-07 (Revised)	2005-06	2004-05
DPO ALORGA	-	-	-	220,210.00	2,155,729.00	-	-	-	48,671,771.00
DPO CHANOLI	-	-	-	154,000.00	2,130,265.00	-	-	-	55,579,855.00
DPO DEHRADUN	-	-	-	334,647.00	3,745,797.00	-	-	-	42,282,212.00
DPO NAINITAL	-	-	-	1,27,225.00	1,652,159.00	-	-	-	25,440,913.00
DPO PARI	-	-	-	232,827.00	3,517,771.00	-	-	-	54,936,916.00
DPO SHILKA PLIVAGE	-	-	-	48,910.00	1,026,639.00	-	-	-	22,044,111.00
DPO UNMULG	-	-	-	1,449,563.00	1,775,230.00	-	-	-	34,067,242.00
DPO BAGICHPUR	-	-	-	74,900.00	855,992.00	-	-	-	24,41,868.00
DPO CHAMPANOLI	-	-	-	77,230.00	937,745.00	-	-	-	23,844,150.00
DPO KASHIPUR	-	-	-	462,452.00	794,213.00	-	-	-	28,51,239.00
DPO PITHORAGARH	-	-	-	177,526.00	8,942,230.00	-	-	-	88,540,819.00
DPO THRI	-	-	-	1,177,858.00	2,013,479.00	-	-	-	53,491,511.00
DPO UTTARANCHAL	-	-	-	390,693.00	3,388,610.00	-	-	-	34,197,210.00
BRIGADIER DEPARTMENT	-	-	-	-	-	-	-	-	-
CS DEPARTMENT	-	-	-	-	-	-	-	-	3,01,940.00
SECRET	-	-	-	-	-	-	-	-	3,02,462.00
SIRSIY	-	-	-	-	-	-	-	-	8,82,144.00
TOTAL	-	-	-	6,954.20	21,07,130.00	-	-	-	3,02,144.00
TOTAL	-	-	-	2,72,12,00.00	10,44,28,00.00	-	-	11,82,80,00.00	12,24,88,00.00

\*\*\* NHER Recurring 22,042,765.00  
 \*\*\* NHER Non Recurring  
 TOTAL 22,042,765.00



# RAJIV JINDAL & ASSOCIATES

## CHARTERED ACCOUNTANTS

9/1, Rajpur Road, Opp. Abner Petrol Pump,  
Dehra Dun - 248 001 (Uttarakhand)  
Tel : 0135-2659064, 6450721  
E - mail : jindalr1@rediffmail.com

STATE PROJECT OFFICE  
RASTRIYA MADHYANIC SHIKSHA ABHIYAN( RAMSA) PROJECT  
UTTARAKHAND SABHI KE LIYE MADHYANIC SHIKSHA PARISHAD  
DEHRADUN- UTTARAKHAND

**ANNEXURE 'C'**

Bank Balances & Advances as on 31st March 2013

Particulars	Bank Balances of SPO/SCERT/SIEMAT/DPOs	Bank Balances of SMDELs	Loans/Advances to RES, Irrigation Department & IEDSS	Loan to IEDSS	Total
DPO ALMORA	47,445,831.25	43,850,631.00	34,272,500.00	-	125,618,982.25
DPO CHAMOLI	27,194,000.00	(1,074,542.00)	16,154,000.00	-	42,273,458.00
DPO DEHRADUN	17,344,082.00	5,321,542.00	4,100,000.00	-	26,766,524.00
DPO NAINTAAL	10,245,093.00	12,209,099.50	23,416,000.00	-	53,950,992.50
DPO PAURI	10,837,036.00	19,466,393.00	26,300,000.00	-	64,603,429.00
DPO RUDRAPRAYAG	7,704,967.00	5,443,516.00	12,657,000.00	-	25,805,483.00
DPO US NAGAR	25,205,629.00	3,359,443.92	76,220,500.00	-	104,825,572.92
DPO BAGESHWAR	20,627,682.00	5,581,250.00	-	-	26,208,932.00
DPO CHAMPAWAT	20,794,035.00	2,276,753.00	26,918,500.00	-	49,989,290.00
DPO HARIDWAR	26,799,465.00	499,993.00	3,692,000.00	-	30,991,460.00
DPO PITHORAGARH	38,177,849.00	(73,171.00)	61,200,500.00	-	99,325,178.00
DPO TEHRI	30,616,743.00	4,442,444.00	17,096,000.00	-	52,095,187.00
DPO UTTARKASHI	18,199,388.00	(20,178.00)	-	-	18,171,210.00
SCERT	1,230,166.00	1,306,988.00	-	-	2,597,154.00
SIEMAT	231,435.00	420,503.00	-	-	651,938.00
STATE PROJECT OFFICE	990,106,798.00	-	-	-	990,106,798.00
IRRIGATION & RES	-	-	66,854,000.00	-	66,854,000.00
IEDSS	-	-	-	5,463,000.00	5,463,000.00
<b>TOTAL</b>	<b>1,308,831,039.25</b>	<b>103,183,569.42</b>	<b>368,901,000.00</b>	<b>5,463,000.00</b>	<b>1,786,378,508.67</b>



**RAJIV JINDAL & ASSOCIATES**  
**CHARTERED ACCOUNTANTS**

9/1, Rajpur Road, Opp. Abner Petrol Pump,  
 Dehra Dun - 248 001 (Uttarakhand)  
 Tel : 0135-2659064, 6450721  
 E - mail : jindalr1@rediffmail.com

**STATE PROJECT OFFICE, DEHRADUN**  
**(RMSA) UTTARAKHAND SABHI KE LEVE MADHYAMIC SHIKSHA SOCIETY**

***ANNEXURE "F" of Fixed Assets***

PARTICULARS	BALANCE AS ON 01.04.2012	ADDITIONS	BALANCE AS ON 31.03.2013
Civil Work	194,856,000.00	257,370,000.00	452,226,000.00
Furniture	43,330,541.00	24,640,575.00	67,971,116.00
Computer	565,007.00	-	565,007.00
Office Equipments at SPO	67,339.00	-	67,339.00
Lab Equipments	54,878,148.00	976,984.00	55,855,132.00
Major Repair	15,755,611.00	23,650,444.00	39,406,055.00
<b>TOTAL</b>	<b>309,452,726.00</b>	<b>306,638,003.00</b>	<b>616,090,729.00</b>





# RAJIV JINDAL & ASSOCIATES

## CHARTERED ACCOUNTANTS

9/1, Rajpur Road, Opp. Abner Petrol Pump,  
Dehra Dun - 248 001 (Uttarakhand)  
Tel : 0135-2659064, 6450721  
E - mail : jindalr1@rediffmail.com

## Consolidated Annual Financial Statement

ANNEXURE -XX

State:		Uttarakhand	
Year Ending :		2012-13	
SOURCE & APPLICATION			
ANNA			
<b>Opening Balance</b>			
1	Cash in hand		Nil
2	Cash at Bank		
<b>Recurring</b>			
a)	Balance at SPO	65,605,686.00	
b)	Balance at DPOs/SMDCs	280,021,710.59	345,627,396.59
<b>Non-Recurring</b>			
a)	Balance at SPO	567,127,395.09	
b)	Balance at DPOs/SMDCs	67,703,657.50	
3	Advances at Construction Agencies	192,754,000.09	737,885,053.18
<b>Total</b>			<b>1,405,212,449.08</b>
<b>1. Source (Receipts)</b>			
2	Funds received from Government of India		566,370,000.00
3	Funds received from State Government		631,740,000.00
4	Interest & Other receipts		26,717,579.12
<b>Total Receipts</b>			<b>1,604,854,579.12</b>

S.No.	Application (Expenditure)	Approved AWP&E including Spillover	Expenditure incurred	Actual/Estimate
1	Crud Work (including furniture and major repairs)	1,631,114,052.50	306,630,003.00	1,304,476,049.50
2	MDER	35,355,452.01	32,045,705.00	3,309,747.01
3	Teachers Salary	567,216,000.00	232,879,070.00	434,346,930.00
4	Study Tour for Teachers	-	-	-
5	Excursion Trip for Students	21,250,000.00	26,951,277.00	295,923.00
6	Minor Repair	40,375,000.00	39,733,093.00	641,905.00
7	School Grant	103,900,000.00	102,442,289.50	457,210.50
8	School Grant (2011-12)	-	-	-
9	Salary for Lab Attendant & Other Staff	254,394,000.00	146,969,501.00	107,424,499.00
10	Promotion of Science at District Level	-	-	-
11	Book Fair at District Level	-	-	-
12	Promotion of Art/Craft at Blocks & School Level	-	-	-
13	Special Teaching for Minority Students	7,662,000.00	5,641,345.00	2,020,655.00
14	Training of SMDC Members	41,859,000.00	24,712,720.00	17,146,280.00
15	Work Shop on CCZ/School Grading at District Level	-	-	-
16	Training	8,005,000.00	7,671,116.00	413,884.00
17	Media Kit	-	-	-
<b>TOTAL</b>		<b>7,521,120,504.51</b>	<b>871,670,439.50</b>	<b>3,069,442,015.01</b>

<b>Closing Balance</b>			
1	Cash in hand		Nil
2	Cash at Bank		
<b>Recurring</b>			
a)	Balance at SPO	106,727,403.00	
b)	Balance at DPOs/SMDCs	369,762,136.17	
c)	Loan to BEDS	5,462,000.00	481,902,539.17
<b>Non-Recurring</b>			
a)	Balance at SPO	883,369,395.00	
b)	Balance at DPOs/SMDCs	57,305,654.59	
3	Advances at Construction Agencies	268,901,000.00	1,304,476,049.50
<b>Total</b>			<b>1,720,637,020.67</b>





Shri Gurukul (G.S.) College, Haridwar

## Uttarakhand Sabhi Ke Liye Madhyamik Shiksha Parishad

Nanoorkhera, Tapovan Marg, Dehradun

E-mail: [rmsauk@gmail.com](mailto:rmsauk@gmail.com)

Website: [rmsa.uk.gov.in](http://rmsa.uk.gov.in)

Phone: 0135-2780422