

EDUCATION

IN

INDIA

1957-58

Vol. II

EDUCATION • GOVERNMENT OF INDIA

EDUCATION IN INDIA

1957-58

VOL. II
ALL-INDIA TABLES AND APPENDICES



सत्यमेव जयते

NIEPA - DC




G1964

MINISTRY OF EDUCATION
GOVERNMENT OF INDIA

E.D.I. 58 II

850



PUBLICATION NO. 590

1962

PRINTED IN INDIA BY THE MANAGER GOVERNMENT OF INDIA PRESS
SIMLA FOR THE MANAGER OF PUBLICATIONS CIVIL LINES DELHI

CONTENTS

	PAGES
Explanations	ii
Tables	
I—General Summary of Institutions, Pupils and Teachers	(1)
II—General Summary of Expenditure on Education	4
III—Number of Institutions by Type and Management	6
IV-A—Distribution of Pupils in Institutions for Boys	12
IV-B—Distribution of Pupils in Institutions for Girls	22
V-A—Expenditure on Institutions for Boys	30
V-B—Expenditure on Institutions for Girls	54
VI-A—Distribution of Pupils receiving General Education by Classes and Age-Groups	78
VI-B—Distribution of Pupils receiving Professional and Special Education by Age-Groups	82
VII-A—Teachers in Schools for General Education	90
VII-B—Teachers in Schools for Vocational and Special Education	94
VIII-A—Examination Results (Annual)	96
VIII-B—Examination Results (Supplementary)	106
IX—Progress of Compulsory Primary Education	112
X—Statistics of Education in Rural Areas	114
XI—Statistics of Scholarships, Stipends, Free Studentships and Other Financial Concessions	118
XII-A—Statistics of Social (Adult) Education	130
XII-B—Statistics of Libraries for Adults	132
XIII-A—Statistics of the Handicapped—Institutions and Teachers	134
XIII-B—Statistics of the Handicapped—Pupils	135
XIII-C—Statistics of the Handicapped—Expenditure	137
XIV-A—Statistics of Institutions meant exclusively for the Scheduled Castes, Scheduled Tribes and Other Backward Classes—Institutions and Expenditure	139
XIV-B—Statistics of Education of the Scheduled Castes, Scheduled Tribes and Other Backward Classes—Pupils, Scholarships and Examination Results—	141
XV—Distribution of Scholars Going Abroad for Further Studies	145
XVI—State Educational Service	149
Appendix A—State Educational Directorate and Inspectorate	<u>151</u>
Appendix B—Scales of Pay of Teachers in Primary Schools	199
Appendix C—Scales of Pay of Teachers in Middle Schools	234
Appendix D—Scales of Pay of Teachers in High Schools	275

EXPLANATIONS

1. **Academic Year**—For the sake of uniformity, the academic year in these tables is taken to coincide with the financial year, i.e. from 1st April, 1957 to 31st March, 1958.
2. **Recognised Institutions** are those in which the course of study followed is that prescribed or recognized by the Government or by a University or by a Board of Secondary and Intermediate Education constituted by law and which satisfy one or more of these authorities, as the case may be, that they attain to a reasonable standard of efficiency. They are open to inspection and their pupils are ordinarily eligible for admission to public examinations and tests held by the Government or the University or the Board.
3. **Enrolment**—For definiteness, the enrolment in the institutions as on 31st March 1958 is taken.
4. **Expenditure**—In calculating the expenditure from Government, District Board or Municipal Board Funds, all payments or contributions from fees and other sources, which are credited to such funds, are deducted.
5. **Local Boards** include District, Municipal and Cantonment Boards, as well as Town Area Committees and *Janpal Sabhas*.
6. **Certificated Teachers** are those who have obtained any kind of Teachers' Certificate other than the one granted on the basis of public examination of a Teachers' Training Institution.
7. **Examination Results** refer to those students who were educated during the year 1957-58. These include results of private candidates also.
8. **Indirect Expenditure** represents the amount incurred on direction, buildings, furniture, scholarships and other miscellaneous items. Its nature is such that it cannot be apportioned to each type of institution.
9. **All Statistics** refer to recognized institutions only.

Table I—General Summary of Institutions, Pupils and Teachers

		Area in Square Miles		Population (estimated)		12,66,896		41,07,90,000	
Type of Institution	Number of Institutions								
	For Boys			For Girls					
	1956-57	1957-58	In Rural Areas [Included in Col. (3)]	1956-57	1957-58	In Rural Areas [Included in Col. (6)]			
1	2	3	4	5	6	7			
Universities	32	37	4	1	1	..			
Boards of Secondary and/or Intermediate Education	12	14			
Research Institutions	40	42	3	1	1	..			
Colleges for General Education	660	695	62	113	122	4			
Colleges for Professional Education	365	425	37	34	64	1			
Colleges for Special Education	112	131	19	16	17	..			
Post-Basic/High/Higher Secondary Schools	10,047	10,750	5,622	1,758	1,889	167			
Middle, Senior Basic/Junior High Schools	21,871	24,141	20,635	2,615	2,874	1,149			
Primary/Junior Basic/Basic Primary Schools	2,71,233	2,81,814	2,57,081	16,065	16,433	11,192			
Pre-Primary Schools	524	629	108	245	299	76			
Schools for Vocational Education	2,313	2,512	511	710	720	68			
Schools for Special Education	44,203	45,904	38,468	4,867	5,246	3,350			
Total	3,51,412	3,67,094	3,22,550	26,425	27,666	16,007			

Table I—General Summary of

Type of Institution	Number of Pupils					
	Boys				Girls	
	1956-57	1957-58	From Rural Areas [included in Col. (10)]	No. of married pupils of and above the age of 18 [included in Col. (10)]	1956-57	1957-58
8	9	10	11	12	13	14
Universities . . .	48,728	50,101	21,917	12,114	6,089	6,913
Boards of Secondary and/or Intermediate Education
Research Institutions	2,143	2,275	198	470	109	164
Colleges for General Education	4,81,762	5,03,613	2,11,827	45,943	88,903	98,781
Colleges for Professional Education	96,703	1,11,301	36,529	17,040	10,469	13,160
Colleges for Special Education	9,916	11,526	4,184	1,504	5,373	6,108
Post-Basic/High/Higher Secondary Schools	40,64,913	43,25,158	20,73,626	45,142	11,22,028	12,36,610
Middle/Senior Basic/Junior High Schools	32,78,462	36,97,367	28,48,676	17,486	11,13,761	13,62,364
Primary/Junior Basic/Basic Primary Schools	1,65,35,263	1,71,11,326	1,38,71,028	4,152	73,87,304	76,76,973
Pre-Primary Schools	29,409	34,223	3,889	..	24,608	28,205
Schools for Vocational Education	2,13,337	2,30,264	79,448	37,951	58,307	59,434
Schools for Special Education	12,47,875	12,49,690	10,26,902	5,89,646	1,80,514	1,86,610
Total .	2,60,08,511	2,73,26,844	2,01,78,224	7,71,448	99,97,465	1,06,75,322

Institutions, Pupils and Teachers—(contd.)

Number of Pupils		No. of Teachers 1957-58		Type of Institution
Girls		Men	Women	
From Rural Areas [includ- ed in Col. (14)]	No. of Marri- ed Pupils of and above 14 [included in Col. (14)]			
15	16	17	18	19
1,513	1,649	3,971	228	Universities
..	Boards of Secondary and/or Inter- mediate Education
3	23	703	22	Research Institutions
16,248	3,543	23,662	3,645	Colleges for General Education
1,944	1,492	10,096	957	Colleges for Professional Educa- tion
258	463	1,661	215	Colleges for Special Education
2,90,507	7,650	1,78,492	43,203	Post-Basic/High/Higher Secondary Schools
8,06,567	3,990	1,48,054	37,019	Middle/Senior Basic/Junior High Schools
52,05,828	3,902	6,02,070	1,27,169	Primary/Junior Basic/Basic Pri- mary Schools
4,465	..	374	2,078	Pre-Primary Schools
10,907	10,242	16,027	3,159	Schools for Vocational Education
1,20,253	66,645	26,065	2,543	Schools for Special Education
64,58,493	99,599	10,11,175	2,20,233	Total

Table II—General Summary of

Item/Type	1956-57	1957-58	Increase (+) or Decrease (—)	Percentage of Ex- penditure		
				Govt. Funds	Distt. Board Funds	Muni- cipal Board Funds
1	2	3	4	5	6	7
Indirect	Rs.	Rs.	Rs.			
Direction & Inspection	4,12,16,084	4,77,31,146	+ 65,15,062	95.4	1.8	2.2
Miscellaneous (including Buildings, Scholarships, Hostel charges, etc.)	42,53,70,653	53,38,70,088	+ 10,84,99,435	73.5	2.2	1.7
<i>Total</i>	46,65,86,737	58,16,01,234	+ 11,50,14,497	75.3	2.2	1.7
Direct						
Universities	9,19,50,716	9,80,51,508	+ 61,00,792	45.9	0.1	0.0
Boards of Secondary and/or Intermediate Education	1,49,89,495	1,75,70,112	+ 25,80,617	4.6
Research Institutions	1,75,15,723	2,94,47,738	+ 1,19,32,015	91.4	4.9	..
Colleges for General Education	12,82,45,536	14,11,57,784	+ 1,29,12,248	34.9	0.0	0.1
Colleges for Professional Education	7,78,93,594	8,84,21,198	+ 1,05,27,604	66.3	0.0	0.9
Colleges for Special Education	48,63,447	61,55,717	+ 12,92,270	62.2	0.4	0.0
High/Higher Secondary/Post-Basic Schools	41,58,52,710	46,47,01,661	+ 4,88,48,951	44.4	2.8	1.7
Middle/Senior Basic/Junior High Schools	17,14,89,940	20,76,71,767	+ 3,61,81,827	72.3	6.1	2.7
Primary/Junior Basic/Basic Primary Schools	58,47,78,161	66,71,17,741	+ 8,23,39,580	78.5	8.7	7.4
Pre-Primary Schools	28,86,710	32,99,544	+ 4,12,834	29.2	2.3	3.5
Schools for Vocational Education	5,80,00,117	7,21,30,481	+ 1,41,30,364	75.0	0.3	0.7
Schools for Special Education	2,78,88,362	2,92,18,701	+ 13,30,339	68.3	0.6	1.8
<i>Total</i>	1,59,63,54,511	1,82,49,43,952	+ 22,85,89,441	62.5	4.6	3.6
Grand Total	2,06,29,41,248	2,40,65,45,186	+ 34,36,03,938	65.6	4.0	3.1

Expenditure on Education

penditure (1957-58) from			Average Annual Cost per Pupil (1957-58)					Total	Item/Type
Fees	Endowments etc.	Other Sources	To Govt. Funds	To Local Board Funds	To Fees	To Endowments, Other Sources etc.			
8	9	10	11	12	13	14	15		
			Rs.	Rs.	Rs.	Rs.	Rs.		
0.2	..	0.4	Indirect	
6.2	5.0	11.4	Direction & Inspection	
								Miscellaneous (including Buildings, Scholarships, Hostel charges, etc.)	
5.7	4.6	10.5	<i>Total</i>	
								Direct	
41.4	1.6	11.0	Universities	
94.1	0.1	1.2	Boards of Secondary and/or Intermediate Education	
0.9	0.2	2.6	11,035.4	591.6	108.6	338.1	12,073.7	Research Institutions	
53.0	4.1	7.9	81.8	0.2	124.2	28.1	234.3	Colleges for General Education	
24.9	2.9	5.0	471.0	6.4	176.9	56.1	710.4	Colleges for Professional Education	
12.1	20.0	5.3	217.2	1.4	42.2	88.3	349.1	Colleges for Special Education	
41.5	3.3	6.3	37.1	3.8	34.7	8.0	83.6	High/Higher Secondary Post-Basic Schools	
12.2	2.8	4.4	29.6	3.6	5.0	2.8	41.0	Middle/Senior Basic/Junior High Schools	
2.6	0.9	1.9	21.1	4.3	0.7	0.8	26.9	Primary/Junior Basic/Basic Primary Schools	
41.0	4.4	19.6	15.4	3.1	21.7	12.7	52.9	Pre-Primary Schools	
14.2	3.4	6.4	186.8	2.5	35.3	24.4	249.0	Schools for Vocational Education	
3.6	10.7	15.0	13.9	0.5	0.7	5.2	20.3	Schools for Special Education	
22.1	2.4	4.8	30.1	2.9	10.6	3.5	48.1	<i>Total</i>	
18.2	2.9	6.2	41.5	4.5	11.5	5.8	63.3	Grand Total	

Table III—Number of Institutions by

Type of Institution	For Boys						
	Managed by						
	Government		District Boards	Municipal Boards	Private Bodies		Total
	Central	State			Aided	Un-aided	
1	2	3	4	5	6	7	8
Universities	1	36	..	37
Boards of Secondary and/or Intermediate Education	..	7	5	2	14
Research Institutions	12	8	..	1	20	1	42
Colleges for General Education—							
Degree Colleges—							
Arts only { With only Degree Classes	10	15	25
{ Others	7	46	14	67
Science only { With only Degree Classes	..	1	3	3	7
{ Others	4	10	2	16
Arts and Science { With only Degree Classes	..	7	9	4	20
{ Others	96	..	1	311	23	431
Intermediate Colleges—							
With only Intermediate Classes	..	19	..	1	41	21	82
Others	24	23	..	47
<i>Total</i>	..	158	..	2	453	82	695
Colleges for Professional Education—							
Agriculture	1	21	3	..	25
Applied Art and Architecture	..	1	1
Commerce	6	19	8	33
Engineering	7	19	17	7	50
Forestry	3	3
Law	7	7	17	31
Medicine	4	53	..	3	34	10	104
Physical Education	8	5	..	13
Teachers' Training—							
Basic { Post-graduate	..	25	8	..	33
{ Under-graduate	..	17	1	..	18
Non-Basic { Post-graduate	1	34	32	1	68
{ Under-graduate	..	7	8	8	23
Technology	4	1	2	7
Veterinary Science	13	1	..	14
Others	1	1	..	2
<i>Total</i>	17	215	..	3	137	53	425

Type and Management

For Girls							Grand Total	Type of Institution
Managed by								
Government		District Boards	Municipal Boards	Private Bodies		Total		
Central	State			Aided	Un-aided			
9	10	11	12	13	14	15	16	17
..	1	..	1	38	Universities
..	14	Boards of Secondary and/or Intermediate Education
..	1	1	43	Research Institutions
..	2	3	5	30	Colleges for General Education— Degree Colleges—
..	4	30	3	37	104	Arts only { With only Degree Classes Others
..	7	Science only { With only Degree Classes Others
..	16	Arts and Science { With only Degree Classes Others
..	15	49	2	66	497	Intermediate Colleges— With only Intermediate Classes
..	3	2	5	87	Others
..	5	4	..	9	56	
..	24	88	10	122	817	Total
..	25	Colleges for Professional Education— Agriculture
..	1	Applied Art and Architecture
..	33	Commerce
..	50	Engineering
..	3	Forestry
..	31	Law
1	1	..	2	106	Medicine
..	1	1	14	Physical Education Teachers' Training—
..	1	..	1	34	Basic { Post-graduate Under-graduate
..	1	..	1	19	
..	5	11	..	16	84	Non-Basic { Post-graduate Under-graduate
..	7	15	21	43	66	
..	7	Technology
..	14	Veterinary Science
..	2	Others
1	13	29	21	64	489	Total

Table III—Number of Institutions by

Type of Institution	For Boys						
	Managed by						
	Government		District Boards	Municipal Boards	Private Bodies		Total
	Central	State			Aided	Unaided	
1	2	3	4	5	6	7	8
Colleges for Special Education—							
Music	1	1	2
Dancing	4	12	1	17
Other Fine Arts	5	1	1	7
Oriental Studies	27	1	..	53	9	90
Sociology	1	5	..	6
Others	1	7	1	9
<i>Total</i>	38	1	..	79	13	131
Schools for General Education—							
Post-Basic	14	14	1	29
(Higher Secondary)	11	248	19	29	1,260	334	1,901
(High)	25	1,640	883	269	4,867	1,136	8,820
Senior Basic	1,122	5,019	383	722	3	7,249
Middle/Junior High	28	4,690	4,274	226	5,437	2,237	16,892
Junior Basic/Basic	13	6,687	33,507	2,130	5,490	431	48,258
Primary— Single-Teacher	5	36,325	40,328	262	28,108	2,070	1,07,098
Others	72	29,000	60,746	4,549	30,665	1,426	1,26,458
Pre-Primary	40	17	21	409	142	629
<i>Total</i>	154	79,766	1,44,793	7,869	76,972	7,780	3,17,334

*Includes 10,789 (9,490 for boys and 1,299 for Grls)

Type and Management—(contd.)

For Girls							Grand Total	Type of Institution
Managed by								
Government		District Boards	Municipal Boards	Private Bodies		Total		
Central	State			Aided	Unaided			
9	10	11	12	13	14	15	16	17
..	2	Colleges for Special Education—
..	6	..	6	23	Music
..	7	Dancing
..	7	Other Fine Arts
..	7	1	8	98	Oriental Studies
..	6	Sociology
..	1	2	..	3	12	Others
..	1	15	1	17	148	<i>Total</i>
..	1	..	1	30	Schools for General Education—
..	84	..	18	274	31	407	2,308	Post-Basic
3.	377	21	40	849	191	1,481	10,301	Higher Secondary
..	53	398	99	20	..	570	7,819	High
6.	908	409	120	671	190	2,304	19,196	Senior Basic
1	417	2,368	677	301	17	3,781	*52,039	Middle/Junior High
1	2,213	801	87	2,121	138	5,361	1,12,459	Junior Basic/Basic Primary
20.	2,970	1,666	1,154	1,239	242	7,291	1,33,749	Primary—Single-Teachers
2	16	48	15	169	49	299	928	Others
33	7,038	5,711	2,210	5,645	858	21,495	3,38,829	Pre-Primary
								<i>Total</i>

Single Teacher Junior Basic/Basic primary schools.

Table III—Number of Institutions by

Type of Institution	For Boys						
	Managed by						
	Government		District Boards	Municipal Boards	Private Bodies		Total
	Central	State			Aided	Un-aided	
1	2	3	4	5	6	7	8
Schools for Vocational Education—							
Agriculture	91	10	3	104
Arts and Crafts	75	13	22	110
Commerce	11	132	726	869
Engineering	3	55	34	8	100
Forestry	5	5
Industry	3	289	11	5	130	5	443
Marine Training	4	4
Medicine	10	17	7	34
Physical Education	3	..	1	28	6	38
Teachers' Training—							
Basic	339	11	..	83	33	466
Non-Basic	117	..	2	55	17	191
Technology—							
Polytechnic	1	54	..	1	17	1	74
High	4	1	5
Others	2	22	9	14	47
Veterinary Science	11	11
Others	1	1	5	4	11
<i>Total</i>	14	1,083	22	9	537	847	2,512
Schools for Special Education— For the Handicapped—							
Mentally Handicapped	3	..	3
Physically Handicapped:	1	31	..	2	70	6	110
Music	14	49	17	80
Dancing	1	5	..	6
Other Fine Arts	9	..	1	27	1	38
Oriental Studies	193	12	8	2,091	1,131	3,435
For Social Workers	1	31	9	..	41
Social (Adult) Education	10,257	980	154	28,212	1,275	40,878
Reformatory	28	5	..	33
Others	1,174	16	..	87	3	1,280
<i>Total</i>	2	11,738	1,008	165	30,558	2,433	45,904
Grand Total :	199	93,014	1,45,824	8,049	1,08,797	11,211	3,67,094

Type and Management—(contd.)

For Girls							Grand Total	Type of Institution
Managed by								
Government		Dis- trict Boards	Muni- cipal Boards	Private Bodies		Total		
Cent- ral	State			Aided	Un- aided			
9	10	11	12	13	14	15	16	17
..	1	..	1	105	Schools for Vocational Education—
..	17	127	58	202	312	Agriculture
..	5	3	8	877	Arts and Crafts
..	100	Commerce
..	5	Engineering
..	56	..	3	110	14	183	626	Forestry
..	4	Industry
..	Marine Training
1	42	..	6	15	17	81	115	Medicine
..	1	..	1	39	Physical Education
..	Teachers' Training—
..	56	..	2	67	3	128	594	Basic
..	31	70	15	116	307	Non-Basic
..	Technology—
..	74	Polytechnic
..	5	High
..	47	Others
..	11	Veterinary science
..	11	Others
1	202	..	11	396	110	720	3,232	Total
..	3	Schools for Special Education—
..	For the Handicapped—
..	Mentally Handicapped
..	5	..	5	115	Physically Handicapped
..	48	20	68	148	Music
..	5	4	9	15	Dancing
..	1	1	..	2	40	Other Fine Arts
..	1	24	2	27	3,462	Oriental Studies
..	5	1	..	6	47	For Social Workers
..	1,295	111	35	3,537	105	5,083	45,961	Social (Adult) Education
..	6	2	..	8	41	Reformatory
..	16	19	3	38	1,318	Others
..	1,324	111	35	3,642	134	5,246	51,150	Total
38	8,603	5,822	2,256	9,816	1,134	27,666	3,94,760	Grand Total

Table IV-A—Distribution of Pupils in Institutions for Boys

Type of Institution	Central Government			State Government			District Boards			Municipal Boards		
	Number of Pupils	Average Daily attendance	Number of Residents in approved Hostels	Number of Pupils	Average Daily Attendance	Number of Residents in approved Hostels	Number of Pupils	Average Daily Attendance	Number of Residents in Approved Hostels	Number of Pupils	Average Daily Attendance	Number of Residents in Approved Hostels
1	2	3	4	5	6	7	8	9	10	11	12	13
University Teaching Departments	105	99	35
Research Institutions	916	870	681	224	195	141	33	28	33
Colleges for General Education—												
Degree Colleges—												
Arts { With only Degree Classes
Others	3,451	3,029	532
Science { With only Degree Classes	440	388	36
Others	4,340	3,579	727
Art- and Science { With only Degree Classes	7,475	6,308	1,425
Others	82,041	72,817	10,793	756	704	54
Intermediate Colleges—												
With only Intermediate Classes	7,128	6,205	835	155	131	..
Others	12,624	10,425	590
<i>Total</i>	1,17,499	1,02,751	14,938	911	835	54

Colleges for Professional Education—												
Agriculture	117	103	81	5,293	4,602	3,719
Applied Art & Architecture	1,385	1,275	87
Commerce	4,738	4,001	286
Engineering	3,630	3,328	1,386	10,083	9,025	6,467
Forestry	480	476	480
Law	3,783	3,236	606
Medicine	657	623	331	18,454	16,408	9,179	1,205	1,035	309
Physical Education	492	455	243
Teachers' Training—												
Basic—												
Post-Graduate	2,137	1,962	1,455
Under-Graduate	1,510	1,434	1,371
Non-Basic—												
Post-Graduate	122	100	41	4,089	3,721	1,900
Under-Graduate	1,108	1,026	430
Technology	530	472	139
Veterinary Science	4,461	3,795	2,722
Others	20*	19	20
<i>Total</i>	5,026	4,649	2,339	58,063	51,412	28,604	1,205	1,035	309
Colleges for Special Education—												
Music	724	600	13
Dancing
Other Fine Arts	767	646	39
Oriental Studies	3,334	2,623	683	197	185	50
Sociology	47	43	47
Others	81	81	81
<i>Total</i>	4,953	3,993	863	197	185	50

* These 20 students are studying in Dairy Research.

Table IV-A—Distribution of Pupils in Institutions for Boys—(contd.)

Type of Institution	Private Bodies						Total			Number of Girls included in Col. (21)
	Aided			Unaided			Number of Pupils	Average Daily Attendance	Number of Residents in Approved Hostels	
	Number of Pupils	Average Daily Attendance	Number of Residents in Approved Hostels	Number of Pupils	Average Daily Attendance	Number of Residents in Approved Hostels				
14	15	16	17	18	19	20	21	22	23	24
University Teaching Departments—	56,909	49,487	19,130	(a) 57,014	49,586	19,165	6,913
Research Institutions	1,211	1,080	451	29	29	..	(b) 2,413	2,202	1,306	138
Colleges for General Education—										
Degree Colleges—										
Arts—										
With only Degree Classes	6,011	4,793	405	2,528	2,241	328	8,539	7,034	733	581
Others	21,314	18,523	1,770	3,119	2,730	268	27,884	24,282	2,570	2,113
Science—										
With only Degree Classes	1,910	1,820	212	304	283	53	2,654	2,491	301	210
Others	5,487	4,792	847	1,008	873	589	10,835	9,244	2,163	629
Arts and Science—										
With only Deg. classes	13,539	11,631	2,235	837	678	159	21,851	18,617	3,819	1,838
Others	3,13,877	2,75,965	42,704	41,501	35,810	2,280	4,38,175	3,85,296	55,831	42,507
Intermediate Colleges—										
With only Intermediate Classes	7,408	6,004	1,171	3,261	2,747	211	17,952	15,687	2,217	1,420
Others	12,567	11,219	1,585	25,191	21,644	2,175	941
<i>Total</i>	3,82,113	3,35,347	50,929	52,558	45,362	3,888	(c) 5,53,081	4,84,295	69,809	50,239

Colleges for Professional Education—										
Agriculture	986	879	704	(d) 6,396	5,384	4,504	54
Applied Art and Architecture	(e) 1,385	1,275	87	276
Commerce	7,904	6,877	1,014	8,204	7,302	806	(f) 20,846	18,180	2,106	472
Engineering	11,361	10,117	6,088	2,618	2,378	1,157	(g) 27,692	24,848	15,098	54
Forestry	480	476	480	..
Law	3,686	3,059	318	5,834	4,874	528	(h) 13,303	11,169	1,452	538
Medicine	6,481	5,915	2,392	1,118	1,015	645	(i) 27,915	24,996	12,856	4,578
Physical Education	571	564	560	(j) 1,963	1,019	803	185
Teachers' Training—										
Basic—										
Post-Graduate	1,508	1,407	1,093	(k) 3,645	3,369	2,548	884
Under-Graduate	17	17	17	(l) 1,527	1,451	1,388	45
Non-Basic—										
Post-Graduate	3,724	3,293	1,096	48	47	..	(m) 7,983	7,161	3,037	1,698
Under-Graduate	557	502	164	394	366	130	(n) 2,059	1,894	724	201
Technology	119	110	111	235	230	180	(o) 884	812	430	59
Veterinary Science	368	301	181	(p) 4,829	4,096	2,903	18
Others	123	100	118	(q) 143	119	138	1
<i>Total</i>	37,405	33,141	13,856	18,451	16,212	3,446	1,20,150	1,06,449	48,554	9,063
Colleges for Special Education—										
Dancing	129	90	..	(r) 129	90	..	40
Music	2,080	1,679	42	9	8	..	(s) 2,813	2,287	55	1,608
Other Fine Arts	110	90	24	40	22	..	(t) 906	758	63	158
Oriental Studies	4,212	3,600	1,383	540	447	248	(u) 8,294	6,855	2,364	562
Sociology	516	502	151	(v) 563	545	198	117
Others	951	836	686	9	9	..	(w) 1,041	926	767	32
<i>Total</i>	7,869	6,707	2,286	727	576	248	13,746	11,461	3,447	2,517

Table IV-A—Distribution of Pupils in Institutions for Boys—(contd.)

(a) Break-up :—	Boys	Girls	(c) Includes 2,114 boys and 6 girls in Agriculture, 39,487 boys and 101 girls in Commerce and Business Management, 3167 boys and 30 girls in Law, 120 students (87 boys and 33 girls) and 42 students (24 boys and 18 girls) in Teachers' Training (Basic) of Collegiate and School Standards respectively, 2,098 men and 708 women in Teachers' Training (Non-Basic) Collegiate, 292 boys and 18 girls in Engineering of Collegiate Standard and 56 boys in Engineering of School Standard, 186 boys and 54 girls in Medicine, 15 boys and 16 girls in Oriental Studies Collegiate and 4 boys in Oriental studies of school standard, 103 boys in Technology, 15 boys in Physical Education, 65 boys and 10 girls in Veterinary Science, 10 boys and 3 girls in Music and Dancing of School Standard, 2 boys and 1 girl in Social Education, 593 boys and 54 girls in others (special) Collegiate and 2 boys in others ((special) school standard and 21,360 boys and 950 girls in General Education school standard.
General Education—			
Collegiate	27,094	5,212	(d) Includes 58 boys of B.Sc. (Agricultural Engineering). (e) Includes 97 boys in Architecture School standard and 722 boys and 276 girls in other Fine Arts of school standard. (f) Includes 1,259 boys and 62 girls in General Education Collegiate, 50 boys in Commerce (school), 297 boys and 9 girls in Business Accountancy (School), 43 boys and 1 girl in cooperation (Collegiate) and 158 boys and 21 girls in others special school standard. (g) Includes 130 boys in General education Collegiate, 388 boys in General education school standard, 319 boys and 6 girls in Architecture, 215 boys in commerce, 397 boys and 1 girl in Technology Collegiate and 28 boys in Technology school standard, 5,540 boys and 2 girls in Engineering school standard, 23 boys in Industry school standard, 160 boys and 21 girls in Music and Dancing standard, 160 boys and 21 girls in Music and Dancing Collegiate, 15 boys and 3 girls in Music and Dancing School standard and 68 boys in others (professional).
School	290	251	
Agriculture	395	..	
Commerce	4,378	5	
Engineering—			
Collegiate	3,675	6	
School	529	..	
Industry (School)	26	142	
Law	6,759	113	
Medicine	1,963	205	
Music/Dancing	211	189	
Other Fine Arts	76	68	
Oriental Studies	645	44	
Physical Education	15	..	
Teachers' Training—			
Basic (School)	48	10	
Non-Basic—			
Collegiate	689	377	
School	29	..	
Technology	1,683	6	

Other Subjects—			
Home Science/Home Art	27
Journalism		142	19
Library Science		163	43
Languages		310	124
Sociology		103	12
Professional		24	3
Special		65½	57
	<i>Total</i>	50,101	6,913
<i>(b) Break-up :—</i>			
General Education		587	77
Agriculture		320	2
Engineering		272	2
Forestry		32	..
Medicine—			
Collegiate		146	35
School		133	..
Oriental Studies		12	..
Teachers' Training—			
Non-Basic		29	5
Technology		185	1
Veterinary Science		174	1
Other subjects—			
Special		356	..
Professional		29	..
	<i>Total</i>	2,275	138

- (h) Includes 574 boys and 200 girls in General education Collegiate.
- (i) Includes 572 boys and 74 girls in Medicine of School standard and 22 boys and 2 girls in Oriental studies (Collegiate).
- (j) Includes 373 boys and 94 girls in Physical Education school standard.
- (k) Includes 424 men and 206 women in Teachers' Training Non-basic (Collegiate) and 174 men and 272 women in Teachers' Training Basic (School standard);
- (l) Includes 161 boys and 10 girls in Teachers' Training Basic School Standard.
- (m) Includes 40 boys and 56 girls in General education, 192 boys and 8 girls in Teachers' Training Non-basic School standard and 56 boys and 19 girls in Teachers' Training Basic School standard.
- (n) Includes 390 boys and 23 girls in Teachers' Training Non-basic School standard.
- (o) Includes 224 boys and 49 girls in Technology school standard and 20 boys and 9 girls in Industry school standard.
- (p) Includes 247 boys in Veterinary Science School Standard.
- (q) Includes 20 boys of Dairy Research.
- (r) Includes 83 boys and 40 girls in Dancing of school standard.
- (s) Includes 676 boys and 1,023 girls in Music School standard.
- (t) Includes 166 boys and 43 girls in other fine arts school standard, 19 boys and 23 girls in Arts and Crafts school standard, 6 boys and 1 girl in Diploma in Museology and 4 boys in Teachers' Training Collegiate Non-basic.
- (u) Includes 34 boys and 3 girls in Medicine and 2,604 boys and 207 girls in Oriental studies (School standard)
- (v) Includes 6 boys of General education (Ph. D.) and 65 boys and 1 girl in Business Management.
- (w) Includes 109 boys in Agriculture Collegiate and 119 boys and 30 boys of Engineering of Collegiate and School standards respectively and 10 boys of Prep. (General education school standard).

Table IV-A—Distribution of Pupils in Institutions for Boys—(contd.)

Type of Institution	Central Government			State Government			District Boards			Municipal Boards		
	Number of Pupils	Average Daily Attendance	Number of Residents in Approved Hostels	Number of Pupils	Average Daily Attendance	Number of Residents in Approved Hostels	Number of Pupils	Average Daily Attendance	Number of Residents in Approved Hostels	Number of Pupils	Average Daily Attendance	Number of Residents in Approved Hostels
1	2	3	4	5	6	7	8	9	10	11	12	13
Schools for General Education—												
Post-Basic	2,316	1,895	530
Higher Secondary	5,894	5,208	523	1,15,383	1,02,666	4,342	12,707	11,654	450	15,999	14,392	21
High	16,396	14,513	1,319	8,05,115	7,18,943	23,389	3,09,020	2,63,426	7,617	1,71,299	1,53,442	4,975
Senior Basic	2,18,210	1,76,705	1,779	11,92,702	8,61,286	3,804	2,04,960	1,59,644	897
Middle/Junior High	6,300	5,472	212	10,50,265	9,03,334	14,187	5,65,464	4,75,495	10,914	54,229	47,926	344
Junior Basic/ Basic Primary	2,180	1,577	..	5,57,360	4,59,857	284	30,00,955	24,94,311	166	4,10,847	3,35,984	..
Primary—												
Single Teacher	230	156	..	12,21,182	9,91,277	442	15,68,961	11,22,911	82	10,948	8,543	42
Others	16,925	14,145	..	31,63,363	26,75,785	6,186	62,84,493	46,54,938	680	12,25,970	10,20,685	76
Pre-Primary	2,531	2,077	5	815	600	..	1,356	1,073	..
<i>Total</i>	47,925	41,071	2,054	71,65,725	60,35,539	51,144	1,29,34,437	98,84,621	23,713	20,95,617	17,41,689	6,355
Schools for Vocational Education—												
Agriculture	6,987	6,442	6,148
Arts and Crafts	1,615	1,320	162
Commerce	870	801
Engineering	1,046	998	471	12,780	11,532	3,894
Forestry	201	196	164
Industry	604	565	287	20,443	18,202	3,511	566	495	113	253	228	12

Marine Training	1,785	1,783	1,785
Medicine	1,714	1,467	991
Physical Education	155	146	127	66	66	..
Teachers' Training—												
Basic	36,344	33,114	32,507	482	448	443
Non-Basic	7,842	7,064	3,772	69	64	..
Technology—												
Polytechnic	47	43	43	15,011	13,435	2,415	196	147	37
High
Others	100	97	43	2,105	1,906	357
Veterinary Science	1,099	999	781
Others	208	166	140	85	70	40
<i>Total</i>	3,790	3,652	2,769	1,07,251	96,694	54,269	1,048	943	556	598	508	49
Schools for Special Education—												
For the Handicapped—												
Mentally Handicapped
Physically Handicapped	146	130	146	1,552	1,358	1,088	82	63	59
Music	1,552	1,399	17
Dancing	49	46	46
Other Fine Arts	777	677	91	64	55	..
Oriental Studies	9,231	7,711	327	685	549	40	230	183	21
For Social Worker	285	270	250	3,199	2,945	2,859
Social (Adult) Education	3,21,191	2,34,708	224	24,392	16,890	..	5,733	4,456	..
Reformatory	5,158	4,591	4,949
Others	55,101	41,020	6,427	1,338	1,117
<i>Total</i>	431	409	396	3,97,810	2,94,455	16,028	26,415	18,536	40	6,109	4,757	80
Grand Total	58,088	50,651	8,239	78,51,630	65,85,138	1,66,022	1,29,62,097	99,04,305	24,359	21,04,473	17,48,852	6,880

Table IV-A—Distribution of Pupils in Institutions for Boys—(concl.)

Type of Institution	Private Bodies						Total			Number of Girls included in Col. (21)	
	Aided			Unaided			Number of Pupils	Average Daily Attendance	Number of Residents in Approved Hostels		
	Number of Pupils	Average Daily Attendance	Number of Residents in Approved Hostels	Number of Pupils	Average Daily Attendance	Number of Residents in Approved Hostels					
14	15	16	17	18	19	20	21	22	23	24	
Schools for General Education—											
Post-Basic	1,508	1,331	335	15	12	15	3,839	3,238	880	114	
Higher Secondary	6,65,202	5,90,736	16,930	1,07,754	91,797	2,091	9,22,939	8,16,453	24,357	17,482	
High	21,07,693	18,57,261	91,565	3,50,246	2,99,664	9,815	37,59,769	33,07,249	1,38,680	3,84,605	
Senior Basic	1,79,192	1,47,794	6,122	235	200	31	17,94,628	13,45,629	12,633	4,12,631	
Middle/Junior High	8,15,137	6,87,187	17,355	1,93,381	1,64,365	2,935	26,84,776	22,83,779	45,947	4,00,425	
Junior Basic/Basic Primary	4,62,594	3,74,927	1,040	34,766	30,273	48	(a)44,68,702	36,96,929	1,538	7,05,705	
Primary—											
Single-Teacher	9,75,727	7,57,851	219	66,291	52,608	43	38,43,339	29,36,346	828	8,60,894	
Others	38,88,403	32,11,052	15,945	1,66,611	1,34,073	213	1,47,75,765	1,17,10,678	23,100	45,60,915	
Pre-Primary	28,280	21,943	..	11,074	8,433	..	44,056	34,126	5	18,383	
<i>Total</i>	91,23,736	76,50,082	1,49,511	9,30,373	7,81,425	15,191	(b)3,22,97,813	2,61,34,427	2,47,968	73,61,154	
Schools for Vocational Education—											
Agriculture	790	720	785	397	373	361	8,174	7,535	7,294	20	
Arts and Crafts	332	309	133	747	638	..	2,694	2,267	295	635	
Commerce	15,890	13,017	100	67,423	56,548	37	84,183	70,366	137	10,817	
Engineering	9,392	7,730	2,534	3,214	2,930	906	(c) 26,432	23,190	7,805	93	
Forestry	201	196	164	..	
Industry	7,233	6,477	3,404	327	281	..	(d) 29,476	26,248	7,327	1,640	
Marine Training	1,785	1,783	1,785	..	
Medicine	1,281	1,084	118	785	611	46	3,780	3,162	555	373	
Physical Education	2,246	2,014	326	99	80	27	2,580	2,309	480	239	
Teachers' Training—											
Basic	8,556	8,271	7,499	1,754	1,519	709	(e) 47,236	43,352	41,158	1,607	
Non-Basic	3,334	2,942	1,066	477	429	102	11,722	10,499	4,940	1,687	
										992	

Technology—										
Polytechnic	4,134	3,654	948	120	115	12	(f) 19,508	17,394	3,455	198
High	1,405	1,184	85	256	247	..	1,661	1,431	85	3
Others	596	504	176	1,003	758	30	(g) 3,804	3,265	606	36
Veterinary Science	1,099	999	781	..
Others	556	470	104	330	280	..	(h) 1,179	966	284	32
<i>Total</i>	55,895	48,376	17,278	76,932	64,789	2,230	2,45,514	2,14,962	77,151	16,765
Schools for Special Education—										
For the Handicapped—										
Mentally Handicapped	278	242	178	278	242	178	87
Physically Handicapped	3,831	3,328	2,571	148	120	52	(i) 5,759	5,008	3,916	1,259
Music	2,913	2,420	..	870	593	..	5,335	4,412	17	2,910
Dancing	299	273	348	319	46	78
Other Fine Arts	2,197	1,723	16	3,038	2,455	107	381
Oriental Studies	98,026	76,811	23,653	22,088	17,432	6,570	(j) 1,30,260	1,02,686	30,611	9,957
For Social Workers	399	361	243	3,883	3,576	3,352	110
Social (Adult) Education	6,94,334	4,54,556	..	32,947	19,017	..	10,78,597	7,20,627	224	19,830
Reformatory	1,331	1,278	1,331	(k) 6,489	5,869	6,280	133
Others	5,128	4,679	2,127	110	70	..	61,677	46,886	8,554	12,580
<i>Total</i>	808,736	5,45,671	30,119	56,163	37,232	0,622	12,95,664	9,01,080	53,285	47,325
<i>Grand Total</i>	1,04,73,874	86,69,891	2,83,560	11,35,233	9,45,625	31,625	3,45,85,395	2,79,04,462	5,20,685	74,04,114

(a) Includes 3,23,701 boys and 52,733 girls in Single Teacher Junior Basic/Basic Primary Schools.

(b) Includes 46,462 and 45,765 boys in Collegiate classes (U. P. Higher Secondary Classes XI and XII respectively), 1,177 boys and 1,326 girls in Teachers' Training Non-basic school, 1,411 boys and 267 girls in Teachers' Training Basic School Standard, 115 boys in Commerce, 769 boys in Technology and 477 boys in others Special School Standard.

(c) Includes 3,795 boys in Technology, 42 boys in Teachers' Training (Non-basic) School Standard and 81 boys and 45 girls in Industry.

(d) Includes 11 boys in Teachers' Training Non-basic School Standard.

(e) Includes 414 boys in Teachers' Training Non-basic School Standard, 78 boys in Teachers' Training Basic Collegiate and 22 boys in Physical Education.

(f) Includes 11,072 boys and 34 girls in Engineering, 1,721 boys and 149 girls in Industry, 74 boys in Teachers' Training Non-basic Collegiate and 32 boys in Commerce School Standard.

(g) Includes 33 boys and 30 girls in industry.

(h) Includes 300 boys and 30 girls in Typewriting.

(i) Includes 439 boys and 263 girls in Industry.

(j) Includes 2,520 boys and 98 girls in Oriental Studies Collegiate and 96 boys in General education School Standard.

(k) Includes 50 boys in Industry.

Table IV-B—Distribution of Pupils in Institutions for Girls

Type of Institution	Central Government			State Government			District Boards			Municipal Boards		
	Number of Pupils	Average Daily Attendance	Number of Residents in Approved Hostels	Number of Pupils	Average Daily Attendance	Number of Residents in Approved Hostels	Number of Pupils	Average Daily Attendance	Number of Residents in Approved Hostels	Number of Pupils	Average Daily Attendance	Number of Residents in Approved Hostels
1	2	3	4	5	6	7	8	9	10	11	12	13
University Teaching Departments
Research Institution	26	22
Colleges for General Education—												
Degree Colleges—												
Arts—												
With only Degree Classes
Others	1,155	1,048	93
Science—												
With only Degree Classes
Others
Arts and Science—												
With only Degree Classes
Others	10,751	9,950	1,468
Intermediate Colleges—												
With only Intermediate Classes
Others	2,582	2,265	53
<i>Total</i>	14,488	13,263	1,614

Colleges for Professional Education—												
Agriculture
Commerce
Engineering
Forestry
Law
Medicine	142	137	142
Physical Education	25	24	12
Teachers' Training—												
Basic—												
Post-Graduate
Under-Graduate
Non-Basic—												
Post-Graduate	641	590	382
Under-Graduate	679	640	483
Technology
Veterinary Science
Others
<i>Total</i>	142	137	142	1,345	1,254	877
Colleges for Special Education—												
Music
Dancing
Other Fine Arts
Oriental Studies
Others	373	309	69
<i>Total</i>	373	309	69

Table IV-B—Distribution of Pupils in Institutions for Girls—(contd.)

Type of Institution	Private Bodies						Total			Number of Boys included in col. (21)	
	Aided			Unaided			Number of Pupils	Average Daily Attendance	Number of Residents in Approved Hostels		
	Number of Pupils	Average Daily Attendance	Number of Residents in Approved Hostels	Number of Pupils	Average Daily Attendance	Number of Residents in Approved Hostels					
14	15	16	17	18	19	20	21	22	23	24	
University Teaching Departments
Research Institutions	(a) 26	22
Colleges for General Education—											
Degree Colleges—											
Arts { With only Degree	638	611	66	170	140	16	808	751	82
Classes											
Others	10,682	9,515	1,349	556	509	11	12,393	11,072	1,453
Science { With only Degree
Classes
Others
Arts and Science { With only Degree	19,393	17,770	4,489	560	523	35	30,704	28,243	5,992
Classes
Others
Intermediate Colleges—											
With only Intermediate Classes .	301	277	44	200	147	..	501	424	44
Others	2,325	1,989	116	4,907	4,254	169	771	771
<i>Total</i>	33,339	30,162	6,064	1,486	1,319	62	(b) 49,313	44,744	7,740	771	771
Colleges for Professional Education—											
Agriculture
Commerce
Engineering
Forestry

Law
Medicine	260	256	198	(c) 402	393	340	2
Physical Education	25	24	12	..
Teacher's Training—										
Basic—										
Post-Graduate	129	120	85	(d) 129	120	85	..
Under-graduate	120	118	120	(e) 120	118	120	..
Non-Basic—										
Post-Graduate	927	891	396	(f) 1,568	1,481	778	..
Under-Graduate	549	520	113	839	750	6	(g) 2,067	1,910	602	212
Technology
Veterinary Science
Others
<i>Total</i>	1,985	1,905	912	839	750	6	4,311	4,046	1,937	214
Colleges for Special Education—										
Music	1,664	1,479	(h) 1,664	1,479	..	206
Dancing
Other Fine Arts
Oriental Studies	967	954	26	252	234	..	(i) 1,219	1,188	26	91
Others	632	565	230	(j) 1,005	874	299	..
<i>Total</i>	3,263	2,998	256	252	234	..	3,888	3,541	325	297

(a) Includes 26 girls in Medicine.

(b) Includes 114 girls (Collegiate) and 38 girls (School Standard) in Teachers' Training Basic, 422 girls in Collegiate Non-basic Teachers' Training, 63 girls in Medicine, 8 girls in Commerce, 71 girls in Social Education, 170 girls in Home Science of Collegiate Standard and 771 boys and 4,261 girls in General education of school standard.

(c) Includes 2 boys and 43 girls in Medicine (School Standard).

(d) Includes 80 girls in Teachers' Training Basic School Standard.

(e) Includes 40 girls in Teachers' Training Basic School Standard.

(f) Includes 9 girls in General Education Collegiate, 19 girls in Teachers' Training Non-basic school standard and 220 girls in Teachers' Training Basic School standard.

(g) Includes 50 girls in General Education Collegiate and 136 girls in Teachers' Training Non-basic School standard.

(h) Includes 69 boys and 312 girls in Music School standard.

(i) Includes 12 boys and 652 girls in General education School Standard, 126 girls in Oriental Studies school Standard and 79 boys and 141 girls in Music School standard.

(j) Includes 176 girls in General Education, 759 girls in Home Science and 70 girls in Teachers' Training Non-basic Collegiate.

Table IV-B—Distribution of Pupils in Institutions for Girls— (contd.)

Type of Institution	Central Government			State Government			District Boards			Municipal Boards		
	Number of pupils	Average Daily Attendance	Number of Residents in Approved Hostels	Number of pupils	Average Daily Attendance	Number of Residents in Approved Hostels	Number of pupils	Average Daily Attendance	Number of Residents in Approved Hostels	Number of Pupils	Average Daily Attendance	Number of Residents in Approved Hostels
1	2	3	4	5	6	7	8	9	10	11	12	13
Schools for General Education—												
Post-Basic
Higher Secondary	32,756	30,003	339	7,693	7,005	12
High	1,009	829	..	1,98,089	1,77,771	2,665	5,671	4,911	512	17,821	16,197	578
Senior Basic	10,288	8,787	86	1,16,365	87,016	168	50,177	39,537	32
Middle/Junior High	1,947	1,688	..	2,00,112	1,76,582	280	28,905	23,305	37	23,101	20,539	..
Junior Basic/Basic Primary	303	249	..	42,032	36,048	..	1,58,492	1,29,554	..	1,19,152	97,009	32
Primary—												
Single Teacher	18	14	..	79,082	68,478	..	34,136	24,438	..	3,478	2,819	..
Others	2,088	1,780	..	3,61,863	3,17,804	195	2,05,319	1,53,774	85	3,58,587	2,99,933	27
Pre-Primary	83	71	..	1,088	931	..	1,671	1,341	..	1,035	762	..
<i>Total</i>	5,448	4,631	..	9,25,310	8,16,404	3,565	5,50,559	4,24,339	802	5,81,044	4,83,921	681
Schools for Vocational Education—												
Agriculture
Arts and Crafts	470	401
Commerce
Engineering
Forestry
Industry	2,937	2,572	67	108	102	..

Medicine	166	166	166	2,291	2,142	1,856	336	342	189
Physical Education
Teachers' Training—												
Basic	5,041	4,702	4,058	150	131	..
Non-Basic	1,876	1,754	858
Technology—												
Polytechnic
High
Others
<i>Total</i>	166	166	166	12,615	11,571	6,839	594	575	189
Schools for Special Education—												
For the Handicapped—												
Mentally Handicapped
Physically Handicapped
Music
Dancing
Other Fine Arts	63	59
Oriental Studies	17	16
For Social Workers	252	222	133
Social (Adult) Education	40,558	28,315	13	2,538	1,737	..	1,396	1,274	..
Reformatory	779	768	779
Others	889	733	628
<i>Total</i>	42,558	30,113	1,553	2,538	1,737	..	1,396	1,274	..
Grand Total (Girls)	5,756	4,934	308	9,96,715	8,72,936	14,517	5,53,097	4,26,076	802	5,83,034	4,85,770	870
Grand Total (Boys)	58,088	50,651	8,239	78,51,630	65,85,138	1,66,022	1,29,62,097	99,04,305	24,359	21,04,473	17,48,852	6,820
Grand Total (All Persons)	63,844	55,585	8,547	88,48,345	74,58,074	1,80,539	1,35,15,194	1,03,30,381	25,161	26,87,507	22,34,622	7,750

Table IV-B—Distribution of Pupils in Institutions for Girls—(contd.)

Type of Institution	Private						Total			Number of Boys included in col. (21)	
	Aided			Unaided			Number of Pupils	Average Daily Attendance	Number of Residents in Approved Hostels		
	Number of Pupils	Average Daily Attendance	Number of Residents in Approved Hostels	Number of Pupils	Average Daily Attendance	Number of Residents in Approved Hostels					
14	15	16	17	18	19	20	21	22	23	24	
Schools for General Education—											
Post-Basic	60	57	60	60	57	60	..	
Higher Secondary	1,36,090	1,20,829	5,211	13,008	10,597	317	1,89,547	1,68,434	5,879	9,948	
High	3,96,826	3,55,182	19,284	60,198	55,383	844	6,85,614	6,10,273	23,883	30,864	
Senior Basic	5,086	4,031	300	1,81,916	1,39,491	586	8,058	
Middle/Junior High	1,20,307	1,05,514	4,852	23,979	20,269	288	3,98,411	3,47,897	5,457	22,961	
Junior Basic/Basic Primary	23,626	20,178	60	1,140	916	..	(a)3,44,745	2,83,954	92	17,253	
Primary—											
Single-Teacher	72,269	58,376	..	4,391	3,491	..	1,93,374	1,57,616	..	27,381	
Others	1,92,745	1,63,920	1,055	41,772	33,843	..	11,62,374	9,71,054	1,362	1,06,450	
Pre-Primary	11,340	8,872	371	3,155	2,487	..	18,372	14,464	371	8,550	
Total	9,58,409	8,36,959	31,193	1,53,643	1,26,986	1,449	(b)31,74,411	26,93,240	37,690	2,31,415	
Schools for Vocational Education—											
Agriculture	10	10	10	10	10	10	..	
Arts and Crafts	7,828	6,626	398	1,863	1,662	..	(c) 10,161	8,689	398	193	
Commerce	357	263	3	126	111	..	483	374	3	137	
Engineering	
Forestry	
Industry	7,664	6,416	998	729	559	..	11,438	9,649	1,065	583	

Medicine	426	407	319	458	446	309	3,677	3,503	2,839	74
Physical Education	31	25	31	25
Teacher's Training—										
Basic	6,163	5,785	4,465	118	115	108	(d) 11,472	10,733	8,631	200
Non-Basic	4,404	4,164	2,267	632	521	4	6,912	6,439	3,129	328
Technology—										
Polytechnic
High
Others
Total	26,883	23,696	8,460	3,926	3,414	421	44,184	39,422	16,075	1,515
Schools for Special Education—										
For the Handicapped—										
Mentally Handicapped
Physically Handicapped	270	248	268	270	248	268	25
Music	4,104	3,551	51	812	670	..	4,916	4,221	51	767
Dancing	276	237	..	77	60	..	353	297	..	8
Other Fine Arts	20	15	83	74	..	13
Oriental Studies	1,832	1,525	216	118	110	40	1,967	1,651	256	134
For Social Workers	69	64	69	321	286	202	..
Social (Adult) Education	80,514	55,274	..	3,027	2,095	..	1,28,033	88,695	13	145
Reformatory	243	214	243	1,022	982	1,022	38
Others	1,695	1,526	1,205	1,087	986	..	3,671	3,245	1,833	221
Total	89,023	62,654	2,052	5,121	3,921	40	1,40,636	99,699	3,645	1,351
Grand Total (Girls)	11,12,902	9,58,374	48,937	1,65,267	1,36,624	1,978	34,16,771	28,84,714	67,412	2,35,563
Grand Total (Boys)	1,04,738,74	86,69,891	2,83,560	11,35,233	9,45,625	31,625	3,45,85,395	2,79,04,462	5,20,625	74,94,114
Grand Total (All Persons)	1,15,86,776	96,28,265	3,32,497	13,00,500	10,82,249	33,603	3,80,02,166	3,07,89,176	5,88,097	77,29,877

(a) Includes 2,614 boys and 52,425 girls in Single Teacher Junior Basic/Basic Primary Schools.

(b) Includes, 5,106 and 4,316 girls in Collegiate Classes (U. P. Higher Secondary Classes XI and XII respectively), 795 girls in Teachers' Training Basic School standard 22 girls in Teachers' Training Non-basic school standard and 254 girls in Others Special school standard.

(c) Includes 52 girls in Teachers' Training Non-basic school Standard.

(d) Includes 120 girls in Teachers' Training Non-basic Collegiate and 542 girls in Teachers' Training Non-basic School Standard.

Table V-A—Expenditure on Institutions for Boys

Type of Institution	Government Institutions							Total
	Government Funds		District Board Funds	Municipal Board Funds	Fees	Endowments etc.	Other Sources	
	Central	State						
1	2	3	4	5	6	7	8	9
	Rs.	Rs.	Rs.	Rs.	Rs.	Rs.	Rs.	Rs.
Universities	6,274	14,56,846	..	2,99,251	17,62,371
Boards of Secondary and/or Intermediate Education	..	6,00,810	1,17,16,997	11,062	1,73,581	1,25,02,450
Research Institutions .	2,13,52,614	8,56,521	1,11,921	..	32,706	2,23,53,762
Colleges for general Education—								
Degree Colleges—								
Arts—								
With only Degree Classes
Others	9,77,834	1,98,674	..	11,913	11,88,421
Science—								
With only Degree Classes	..	5,82,340	88,945	9,406	779	6,81,470
Others	14,87,477	3,24,622	12,773	13,250	18,38,122
Arts and Science—								
With only Degree Classes	..	25,74,939	9,10,159	..	1,836	34,86,934
Others	486	1,63,72,925	85,79,590	37,736	4,28,428	2,54,19,165
Intermediate Colleges—								
With only Intermediate Classes	..	10,46,241	4,45,533	270	4,114	14,96,158
Others	17,79,176	1,85,103	..	537	19,64,816
<i>Total</i>	486	2,48,20,932	1,07,32,626	60,185	4,60,857	3,60,75,086

Colleges for Professional Education—

Agriculture	1,33,601	50,01,701	7,27,620	460	4,51,880	64,05,262
Applied Art and Architecture.	..	4,66,501	1,92,000	6,58,501
Commerce	2,48,887	5,67,229	2,401	5,164	8,23,681
Engineering	34,22,946	67,41,771	25,02,380	12,023	1,35,000	1,28,14,126
Forestry	82,763	81,788	6,20,930	7,85,481
Law	71,519	5,45,992	6,17,511
Medicine	26,77,757	1,55,00,194	38,19,149	956	3,95,936	2,23,93,992
Physical Education	3,28,463	24,315	3,52,778
Teachers' Training—								
Basic								
Post-Graduate	98,332	14,49,511	1,35,712	..	13,337	16,96,892
Under-Graduate	40,749	8,55,476	1,904	..	4,872	9,03,001
Non-Basic—								
Post-Graduate	2,55,057	28,83,731	8,000	..	2,16,920	..	31,952	33,95,660
Under-Graduate	12,885	4,95,962	868	..	37	5,09,752
Technology	6,44,045	..	300	13,931	..	4,019	6,62,295
Veterinary Science	90,025	32,14,080	5,46,858	1,462	17,246	38,69,671
Others	54,950	5,355	..	872	61,177
<i>Total</i>	68,09,065	3,80,73,629	8,000	300	99,21,169	17,302	10,60,315	5,59,49,780
Colleges for Special Education—								
Music	1,92,800	8,064	2,00,864
Dancing
Other Fine Arts	3,62,260	26,539	..	327	3,89,126
Oriental Studies	12,95,839	12,696	427	6,753	13,15,715
Sociology	42,132	42,132
Others	26,606	26,606
<i>Total</i>	19,19,637	47,299	427	7,080	19,74,443

Table V-A—Expenditure on Institutions for Boys—(contd.)

Type of Institution	Government Institutions							Total
	Government Funds		District Board Funds	Municipal Board Funds	Fees	Endowments etc.	Other Sources	
	Central	State						
1	2	3	4	5	6	7	8	9
	Rs.	Rs.	Rs.	Rs.	Rs.	Rs.	Rs.	Rs.
Schools for General Education—								
Post Basic		3,56,330	47,502	4,03,832
Higher Secondary	14,55,240	1,51,24,998	32,86,998	1,52,552	1,46,297	2,01,66,085
High	20,10,629	4,79,52,192	16,83,697	2,95,728	1,20,78,900	5,60,347	5,32,288	6,51,13,781
Senior Basic	1,04,519	1,02,78,441	1,52,307	2,948	81,327	15,996	2,55,683	1,08,91,221
Middle/Junior High	6,77,867	4,73,88,033	20,36,214	1,48,873	27,52,173	1,48,731	2,63,388	5,34,15,279
Junior Basic/Basic Primary	6,74,885	1,92,51,417	3,10,897	67,638	39,644	8,462	94,759	2,04,47,702
Primary—								
Single-Teacher	8,50,861	3,26,93,399	8,12,589	1,007	10,954	915	3,978	3,43,73,708
Others	26,81,869	8,87,48,433	38,91,786	10,06,233	2,48,352	39,995	1,33,632	9,67,50,300
Pre-Primary	3,000	2,47,082	22,811	..	9,509	2,82,402
Total	84,58,870	26,20,40,325	88,87,490	15,22,427	1,85,21,159	9,26,998	14,87,036	30,18,44,305
Schools for Vocational Education—								
Agriculture	99,947	24,49,720	11,372	..	4,05,689	29,66,728
Arts and Crafts	1,07,542	3,34,333	3,142	..	32,880	4,77,897
Commerce	72,603	16,016	..	5,884	94,503
Engineering	3,41,483	56,26,644	5,39,889	..	23,983	70,31,999
								1,52,697

Industry	16,85,040	67,48,060	5,066	..	86,119	3,134	2,82,218	88,09,637
Marine Training	12,29,727	51,920	..	11,858	12,93,505
Medicine	4,30,307	1,34,836	..	3,106	5,68,249
Physical Education	21,911	21,011
Teachers' Training	2,03,119	1,27,88,090	8,057	..	1,89,382	1,31,88,648
Basic
Non-Basic	6,674	15,72,015	31,948	..	2,079	16,13,316
Technology—
Polytechnic	4,42,979	58,63,217	6,39,038	8,000	1,17,938	70,71,172
High
Others	77,550	14,04,544	49,199	..	42,639	15,73,932
Veterinary Science	34,848	2,18,364	790	2,54,002
Others	5,05,225	49,902	5,510	..	38,826	5,99,463
<i>Total</i>	52,34,134	3,77,32,347	5,066	..	15,77,836	11,134	11,57,082	4,57,17,599
Schools for Special Education—								
For the Handicapped—								
Mentally Handicapped
Physically Handicapped	1,38,038	4,93,049	100	..	13,364	6,44,551
Music	4,000	1,65,845	17,615	4,158	..	1,91,618
Dancing	36,060	9,425	..	97	45,582
Other Fine Arts	2,81,436	9,978	..	5,279	2,96,693
Oriental Studies	8,95,410	1,213	..	2,413	2,411	1,368	9,02,815
For Social Workers	3,44,229	9,79,764	9,203	36,011	13,69,207
Social (Adult) Education	26,698	28,34,445	125	7,371	480	..	70,051	29,39,170
Reformatory	16,16,006	23	1,189	16,17,818
Others	76,035	24,58,122	478	..	21,063	25,56,298
<i>Total</i>	5,89,000	97,60,737	1,338	7,371	46,489	15,795	1,49,022	1,05,63,752
Total (Direct)	4,25,10,443	37,58,04,938	89,01,894	15,30,098	5,41,26,342	10,42,908	48,26,930	48,87,43,548

Table V-A—Expenditure on Institutions for Boys—(contd.)

Type of Institution	District Board Institutions							Total
	Government Funds		District Board Funds	Municipal Board Funds	Fees	Endowments etc.	Other Sources	
	Central	State						
10	11	12	13	14	15	16	17	18
	Rs.	Rs.	Rs.	Rs.	Rs.	Rs.	Rs.	Rs.
Universities
Boards of Secondary and/or Intermediate Education.
Research Institutions
Colleges for General Education—								
Degree Colleges—								
Arts—								
With only Degree Classes
Others
Science—								
With only Degree Classes
Others
Arts and Science—								
With only Degree Classes
Others
Intermediate Colleges—								
With only Intermediate Classes
Others
<i>Total</i>

Colleges for Professional Education—								
Agriculture
Applied Art and Architecture
Commerce
Engineering
Forestry
Law
Medicine
Physical Education
Teachers' Training—								
Basic								
Post-Graduate
Under-Graduate
Non-Basic—								
Post-Graduate
Under-Graduate
Technology
Vocational Science
Others
<i>Total</i>
Colleges for Special Education—								
Music
Dancing
Other Fine Arts
Oriental Studies
Sociology	22,100	..	1,228	23,328
Others
<i>Total</i>	22,100	..	1,228	23,328




Table V-A—Expenditure on Institutions for Boys—(contd.)

Type of Institution	District Board Institutions							Total
	Government Funds		District Board Funds	Municipal Board Funds	Fees	Endowments etc.	Other Sources	
	Central	State						
10	11	12	13	14	15	16	17	18
	Rs.	Rs.	Rs.	Rs.	Rs.	Rs.	Rs.	Rs.
Schools for General Education—								
Post Basic
Higher Secondary	1,67,991	3,87,808	..	3,50,863	346	8,391	9,15,399
High	72,95,581	1,02,92,673	..	63,23,806	45,371	85,939	2,40,43,370
Senior Basic	9,47,947	2,68,66,826	44,13,188	1,98,137	6,57,399	3,495	6,22,337	3,37,09,829
Middle/Junior High	1,28,24,151	46,70,333	131	56,73,186	36,883	1,14,228	2,33,18,912
Junior Basic/Basic Primary	1,04,129	4,74,04,526	1,09,34,375	980	1,77,689	24,472	2,12,351	5,88,58,522
Primary—								
Single-Teacher	27,51,218	2,90,03,314	53,57,596	484	67,006	18,747	2,73,158	3,74,71,523
Others	30,51,971	12,87,96,853	3,20,72,466	750	9,84,252	1,64,593	16,70,398	16,67,41,283
Pre-Primary	3,668	21,108	..	746	..	354	25,876
<i>Total</i>	68,55,265	25,23,62,910	6,81,49,547	2,00,482	1,42,34,947	2,93,907	29,87,156	34,50,84,214
Schools for Vocational Education—								
Agriculture
Arts and Crafts
Commerce
Engineering
Forestry

Industry	..	14,011	1,87,013	..	1,163	..	1,919	2,04,106
Marine Training
Medicine
Physical Education
Teachers' Training —								
Basic	..	4,10,841	194	..	929	4,11,964
Non-Basic
Technology—								
Polytechnic
High
Others
Veterinary Science
Others
<i>Total</i>	..	4,24,852	1,87,013	..	1,357	..	2,848	6,16,070
Schools for Special Education—								
For the Handicapped								
Mentally Handicapped.
Physically Handicapped.
Music
Dancing
Other Fine Arts
Oriental Studies	..	3,454	52,210	..	1,000	512	210	57,386
For Social Workers
Social (Adult) Education.	..	1,80,887	5,024	416	1,86,327
Reformatory
Others	..	120	10,385	3,480	14,485
<i>Total</i>	..	1,84,461	68,119	..	1,000	512	4,106	2,58,198
Total (Direct)	68,55,265	25,29,72,223	6,84,26,779	2,00,482	1,42,38,532	2,94,419	29,94,110	34,59,81,810

Table V-A—Expenditure on Institutions for Boys—(contd.)

Type of Institution	Municipal Board Institutions							Total
	Government Funds		District Board Funds	Municipal Board Funds	Fees	Endowments etc.	Other Sources	
	Central	State						
19	20	21	22	23	24	25	26	27
	Rs.	Rs.	Rs.	Rs.	Rs.	Rs.	Rs.	Rs.
Universities
Boards of Secondary and/or Intermediate Education.
Research Institutions	4,600	4,600
Colleges for General Education—								
Degree Colleges—								
Arts—								
With only Degree Classes.
Others
Science—								
With only Degree Classes.
Others
Arts and Science—								
With only Degree Classes.
Others	10,324	..	28,298	92,044	1,30,666
Intermediate Colleges—								
With only Intermediate Classes.	28,334	28,334
Others
<i>Total</i>	10,324	..	28,298	1,20,378	1,59,000

Colleges for Professional Education—								
Agriculture
Applied Art & Architecture.
Commerce
Engineering
Forestry
Law
Medicine	7,80,636	3,84,333	..	13,254	11,78,223
Physical Education
Teachers' Training—								
Basic								
Post-Graduate
Under-Graduate
Non-Basic—								
Post-Graduate
Under-Graduate
Technology
Veterinary Science
Others
<i>Total</i>	7,80,636	3,84,333	..	13,254	11,78,223
Colleges for Special Education—								
Music
Dancing
Other Fine Arts
Oriental Studies
Sociology
Others
<i>Total</i>

Table V-A—Expenditure on Institutions for Boys—(contd.)

Type of Institution	Municipal Board Institutions							Total
	Government Funds		District Board Funds	Municipal Board Funds	Fees	Endowments etc.	Other Sources	
	Central	State						
19	20	21	22	23	24	25	26	27
	Rs.	Rs.	Rs.	Rs.	Rs.	Rs.	Rs.	Rs.
Schools for General Education—								
Post Basic
Higher Secondary	3,23,254	..	4,96,431	7,45,814	5,466	18,328	15,89,293
High	1,265	40,89,909	6,952	44,48,743	42,36,659	9,876	1,81,915	1,29,75,319
Senior Basic	72,151	37,54,309	1,12,841	21,98,220	1,96,555	138	75,992	64,10,206
Middle/Junior High	8,53,305	..	11,33,534	5,46,690	3,776	2,93,184	28,30,489
Junior Basic/Basic Primary.	1,834	57,62,865	2,068	51,51,034	24,538	1,713	2,69,146	1,12,13,198
Primary—								
Single-Teacher	679	3,44,075	5,584	1,55,308	4,515	28	4,207	5,14,396
Others	1,25,279	1,79,48,261	49,002	3,00,28,488	10,22,765	30,623	13,88,864	5,05,93,282
Pre-Primary	18,371	..	44,873	26,174	..	3,745	93,163
<i>Total</i>	2,01,208	3,30,94,349	1,76,447	4,36,56,631	68,03,710	51,620	22,35,381	8,62,19,346
Schools for Vocational Education—								
Agriculture
Arts and Crafts
Commerce
Engineering
Forestry

Industry	17,143	..	54,353	3,362	..	4,151	79,009
Marine Training
Medicine
Physical Education	5,225	5,225
Teachers' Training—								
Basic
Non-Basic	5,220	..	38,468	43,688
Technology—								
Polytechnic	22,152	1,000	13,051	4,053	40,256
High
Others
Veterinary Science
Others
<i>Total</i>	44,515	1,000	1,11,097	7,415	..	4,151	1,68,178
Schools for Special Education								
For the Handicapped—								
Mentally Handicapped
Physically Handicapped	7,339	..	1,894	9,233
Music
Dancing
Other Fine Arts	2,815	..	5,489	555	8,859
Oriental Studies	3,249	..	16,963	..	623	..	20,835
For Social Workers
Social (Adult) Education	35,846	..	1,45,196	1,81,042
Reformatory
Others
<i>Total</i>	49,249	..	1,69,542	555	623	..	2,19,969
Total (Direct)	2,01,208	3,31,98,437	1,77,447	4,47,46,204	73,20,991	52,243	22,52,786	8,79,49,316

Table V-A—Expenditure on Institutions for Boys—(contd.)

Type of Institution	Private Institutions					
	Aided					
	Government Funds		District Board Funds	Municipal Board Funds	Fees	Endowments etc.
	Central	State				
28	29	30	31	32	33	34
	Rs.	Rs.	Rs.	Rs.	Rs.	Rs.
Universities	1,79,58,946	2,68,64,476	45,948	5,774	3,89,67,447	16,27,643
Boards of Secondary and/or Intermediate Education	2,00,000	39,95,975	..
Research Institutions	55,51,105	5,93,186	1,42,027	67,016
Colleges for General Education—						
Degree Colleges—						
Arts—						
With only Degree Classes	3,82,637	2,10,672	7,11,424	21,534
Others	4,00,518	12,46,544	1,000	23,109	21,51,571	2,37,462
Science—						
With only Degree Classes	5,000	1,18,392	1,62,484	6,007
Others	5,91,327	6,60,142	4,29,081
Arts and Science—						
With only Degree Classes	98,709	13,48,510	17,29,399	67,895
Others	11,20,708	1,23,06,330	1,000	28,882	4,55,26,963	28,17,075
Intermediate Colleges—						
With only Intermediate Classes.	3,500	2,95,503	2,001	27,860	6,82,227	3,23,654
Others	5,000	6,93,953	..	8,800	10,46,351	2,40,203
<i>Total</i>	20,16,972	1,69,01,240	4,001	88,651	5,26,70,561	41,42,911

Colleges for Professional Education—							
Agriculture	6,000	4,04,552	1,42,359	61,560	
Applied Art and Architecture	
Commerce	1,05,237	2,66,384	..	950	10,60,480	1,25,606	
Engineering	37,66,115	17,11,707	..	5,000	30,62,963	5,05,965	
Forestry	
Law	31,694	4,87,526	..	
Medicine	4,61,576	23,03,806	3,200	10,563	14,59,155	9,18,522	
Physical Education	1,06,329	25,786	86,357	51,968	
Teachers' Training—							
Basic—							
Post Graduate	33,412	57,745	2,33,555	32,956	
Under-Graduate	1,570	
Non-Basic—							
Post-Graduate	768	4,31,378	7,19,429	2,89,008	
Under-Graduate	8,769	25,130	..	
Technology	50,965	16,336	64,181	
Veterinary Science	61,430	37,271	..	
Others	1,39,770	36,000	2,325	..	
<i>Total</i>	46,80,637	53,30,356	3,200	16,513	73,32,886	20,49,766	
Colleges for Special Education—							
Music	20,000	2,66,102	..	1,800	1,21,096	87,707	
Dancing	
Other Fine Arts	
Oriental Studies	21,342	3,01,701	17,660	1,65,914	
Sociology	2,30,024	42,088	..	1,500	9,748	3,68,453	
Others	5,64,947	1,16,816	1,61,434	2,79,714	
<i>Total</i>	8,36,313	7,26,707	..	3,300	3,67,729	9,45,760	

Table V-A—Expenditure on Institutions for Boys—(contd.)

Type of Institution		Private Institutions					
		Aided					
		Government Funds		District Board Funds	Municipal Board Funds	Fees	Endowments etc.
		Central	State				
28	29	30	31	32	33	34	
Schools for General Education—							
Post Basic	80,717	28,115	32,762	
Higher Secondary	3,40,876	2,27,96,529	10,678	3,82,168	3,51,95,915	16,18,387	
High	3,29,064	6,54,21,052	3,21,492	3,10,942	7,47,01,692	78,55,112	
Senior Basic	6,093	48,09,049	6,713	10,100	1,74,128	2,48,360	
Middle/Junior High	1,53,021	2,17,11,756	2,67,088	3,39,339	84,53,399	22,63,058	
Junior Basic/Basic Primary	27,477	74,51,941	2,03,437	2,90,732	1,73,327	3,08,627	
Primary—							
Single-Teacher	26,051	1,41,19,280	6,43,446	68,950	53,025	2,66,228	
Others	94,858	8,67,46,329	5,11,774	21,19,855	82,01,561	32,99,663	
Pre-Primary	23,407	3,53,973	10,084	26,971	4,52,417	25,178	
<i>Total</i>	10,00,847	22,34,90,626	19,74,712	35,49,057	12,74,33,579	1,59,17,375	
Schools for Vocational Education—							
Agriculture	46,053	1,93,122	21,387	..	
Arts and Crafts	39,691	..	960	17,580	11,343	
Commerce	500	53,942	..	1,257	5,79,708	1,949	

Engineering	56,025	17,07,710	10,000	510	11,74,752	2,09,159
Forestry
Industry	64,896	3,98,381	7,238	13,531	1,23,521	4,38,155
Marine Training
Medicine	1,09,874	1,110	3,170	1,66,026	33,896
Physical Education	72,447	150	2,051	1,15,455	65,446
Teachers' Training—						
Basic	9,33,160	3,185	250	2,97,376	2,25,527
Non-Basic	2,20,230	33,442	1,31,150
Technology—						
Polytechnic	10,740	1,96,563	3,400	..	7,26,884	4,16,300
High	94,200	1,18,353	2,75,255	..
Others	1,200	1,51,053	..	250	33,048	28,626
Others	1,18,991	10,750	..
<i>Total</i>	2,73,614	43,13,517	25,083	21,979	35,75,184	15,61,551
Schools for Special Education For the Handicapped—						
Mentally Handicapped	4,600	84,613	..	1,000	32,204	..
Physically Handicapped	43,632	5,96,055	3,900	44,837	59,918	2,81,953
Music	1,21,105	660	2,771	1,220,23	22,193
Dancing	12,545	..	100	4,000	5,089
Other Fine Arts	580	67,061	..	1,390	1,41,509	14,617
Oriental Studies	1,961	30,72,032	84,170	85,659	2,11,737	11,51,672
For Social Workers	1,11,844	400	2,000	609	5,196
Social (Adult) Education	10,146	22,18,983	6,971	37,308	..	17,234
Reformatory	203	2,87,084	..	30,500	..	20,097
Others	2,000	6,00,864	..	340	30,186	86,546
<i>Total</i>	63,122	71,72,186	96,101	2,05,905	6,02,186	16,04,597
Total (Direct)	3,23,80,656	28,55,92,294	21,49,045	38,91,179	23,50,87,574	2,79,16,628

Table V-A—Expenditure on Institutions for Boys—(contd.)

Type of Institution	Private Institutions					
	Aided		Unaided			
	Other Sources	Total	Fees	Endowments etc.	Other Sources	Total
35	36	37	38	39	40	41
	Rs.	Rs.	Rs.	Rs.	Rs.	Rs.
Universities	1,05,15,273	9,59,85,507
Boards of Secondary and/or Intermediate Education.	39,640	42,85,615	8,32,047	8,32,047
Research Institutions	7,18,878	70,72,212	1,680	..	14,757	16,437
Colleges for General Education—						
Degree Colleges—						
Arts—						
With only Degree Classes	8,22,509	21,48,776	3,57,629	1,57,782	1,16,108	6,31,519
Others	3,84,118	44,44,322	2,47,445	1,19,090	48,877	4,15,412
Science—						
With only Degree Classes	9,28,827	12,20,710	51,983	13,149	53,844	1,18,976
Others	3,58,234	20,38,784	2,32,445	2,65,640	2,500	5,00,585
Arts and Science—						
With only Degree Classes	3,31,294	35,75,807	1,23,499	29,064	1,45,388	2,97,951
Others	50,98,033	6,69,89,000	43,33,813	2,657	(a) 5,46,776	48,83,246
Intermediate Colleges—						
With only Intermediate Classes.	5,64,261	18,99,006	3,22,875	78,794	(b) 1,94,321	5,95,990
Others	1,49,912	21,44,219
<i>Total</i>	86,37,188	8,44,60,624	56,69,689	6,66,176	11,07,814	74,43,679
Colleges for Professional Education—	4,85,543	11,00,014

Applied Art and Architecture.
Commerce	1,20,086	16,78,743	14,35,100	..	5,814	14,40,914
Engineering	4,96,460	95,48,210	9,32,297	2,06,055	1,91,083	13,29,435
Forestry
Law	15,041	5,34,261	8,45,834	568	43,031	8,89,433
Medicine	8,35,720	59,92,542	5,75,427	42,324	(c) 1,17,226	7,34,977
Physical Education	16,948	2,87,388
Teachers' Training—						
Basic—						
Post Graduate	44,566	4,02,234
Under-Graduate	1,570
Non-Basic—						
Post-Graduate	2,70,566	17,11,149	6,500	..	10,131	16,631
Under-Graduate	16,955	50,854	26,848	..	4,764	31,612
Technology	75,266	2,06,748	1,07,460	51,115	1,41,847	3,00,422
Veterinary Science	1,44,826	2,43,527
Others	1,78,095
<i>Total</i>	25,21,977	2,19,35,335	39,29,466	3,00,062	5,13,896	47,43,424
Colleges for Special Education—						
Music	43,732	5,40,437	15,572	..	16,753	32,325
Dancing	14,223	(d) 1,000	15,223
Other Fine Arts	2,930	1,86,504	800	840	725	2,365
Oriental Studies	1,52,368	8,55,112	..	89,438	13,402	1,02,840
Sociology	38,498	7,51,758
Others	11,614	7,95,149	..	3,000	3,032	6,032
<i>Total</i>	2,49,142	31,28,960	16,372	1,07,501	34,912	1,58,785

- (a) Includes Rs. 2,14,994 from State Government funds.
(b) Includes Rs. 10,477 from State Government funds.
(c) Includes Rs. 3,000 from State Government funds.
(d) Includes Rs. 1,000 from State Government funds.

Table V-A—Expenditure on Institutions for Boys—(contd.)

Type of Institution	Private Institutions					
	Aided		Unaided			
	Other Sources	Total	Fees	Endowments etc.	Other Sources	Total
35	36	37	38	39	40	41
Schools for General Education—						
Post Basic	22,485	1,64,079	3,471	3,471
Higher Secondary	51,72,725	6,55,17,278	85,81,881	3,06,526	(e) 16,08,302	1,04,96,709
High	1,23,25,565	16,12,64,919	1,67,83,832	18,14,271	(f) 56,82,274	2,42,80,377
Senior Basic	2,17,433	54,71,876	1,024	6,350	6,074	13,448
Middle/Junior High	33,29,825	3,65,17,486	40,97,576	12,59,969	(g) 27,55,609	81,13,154
Junior Basic/Basic Primary	5,61,464	90,17,005	1,83,818	35,089	3,91,667	6,10,574
Primary—						
Single-Teacher	9,60,685	1,61,37,665	12,618	2,30,358	(h) 5,54,339	7,97,315
Others	29,21,782	10,38,95,822	21,69,967	10,24,370	(i) 13,47,050	45,41,387
Pre-Primary	2,97,823	11,89,853	4,37,346	8,523	(j) 1,40,967	5,86,836
<i>Total</i>	2,58,09,787	39,91,75,983	3,22,68,062	46,85,456	1,24,89,753	4,94,43,271
Schools for Vocational Education—						
Agriculture	64,945	3,25,507	13,569	1,300	78,099	92,968
Arts and Crafts	19,076	88,650	97,212	..	885	98,097
Commerce	56,128	6,93,484	23,07,724	40,854	(k) 60,720	24,09,298
Engineering	2,38,080	33,96,236	12,01,978	31,575	72,449	13,06,002
Forestry
Industry	6,41,169	16,86,891	5,590	4,697	30,421	40,708
Marine Training
Medicine	1,50,029	4,64,105	75,974	18,181	5,676	99,831
Physical Education	51,292	3,06,841	23,171	..	6,325	29,496
Teachers' Training—						
Basic	3,09,368	17,68,866	2,10,849	21,893	(l) 60,689	2,93,431
Non-Basic	30,341	4,15,163	14,626	11,361	4,783	30,770

Technology—							
Polytechnic	1,89,166	15,43,053	19,340	19,340
High	13,350	5,01,158	42,628	42,628
Others	78,639	2,92,816	71,337	..	37,318	..	1,08,655
Others	625	1,30,366	12,000	12,000
<i>Total</i>	18,42,208	1,16,13,136	40,95,998	1,29,861	3,57,365	..	45,83,224
Schools for Special Educa- tion—							
For the Handicapped—							
Mentally Handicapped	6,047	1,28,464
Physically Handicapped	2,12,620	12,42,915	617	13,354	(m) 35,826	..	49,797
Music	65,246	3,33,998	41,013	7,011	(n) 18,367	..	66,391
Dancing	800	22,534
Other Fine Arts	53,490	2,78,647	2,115	..	2,889	..	5,004
Oriental Studies	20,54,539	66,61,770	48,526	13,35,410	(o) 9,77,246	..	23,61,182
For Social Workers	1,125	1,21,174
Social (Adult) Education	1,84,398	24,75,040	..	180	62,814	..	62,994
Reformatory	67,799	4,05,683
Others	2,20,083	9,40,019	1,495	200	1,863	..	3,558
<i>Total</i>	28,66,147	1,26,10,244	93,766	13,56,155	10,99,005	..	25,48,926
<i>Total (Direct)</i>	5,32,00,240	64,02,17,616	4,69,07,080	72,45,211	1,56,17,502	..	6,97,69,793

(e) Includes Rs. 2,93,948 from State Government Funds.

(f) Includes Rs. 17,27,924 from State Government Funds.

(g) Includes Rs. 5,94,072 from State Government Funds, Rs. 200 from District Board Funds and Rs. 300 from Municipal Board Funds.

(h) Includes Rs. 56,503 from State Government Funds and Rs. 300 from Municipal Board Funds

(i) Includes Rs. 1,07,506 from State Government Funds and Rs. 75 from Municipal Board Funds.

(j) Includes Rs. 4,000 from State Government Funds.

(k) Includes Rs. 80 from State Government Funds.

(l) Includes Rs. 15,716 from State Government Funds.

(m) Includes Rs. 2,000 from State Government Funds and Rs. 1,000 from Municipal Board Funds.

(n) Includes Rs. 100 from State Government Funds.

(o) Includes Rs. 1,04,228 from State Government Funds.

Table V-A—Expenditure on Institutions for Boys—(contd.)

Type of Institution	Total Direct Expenditure								Total Expenditure on Salaries of Teachers [included in col. (50)]
	Government Funds		District Board Funds	Municipal Board Funds	Fees	Endowments etc.	Other Sources	Total	
	Central	State							
42	43	44	45	46	47	48	49	50	51
Universities	1,79,65,220	2,68,64,476	45,948	5,774	4,04,24,293	16,27,643	1,08,14,524	9,77,47,878	2,49,99,567
Boards of Secondary and/or Intermediate Education.	2,69,03,719	14,49,707	2,60,228	67,016	7,66,341	2,94,47,011	59,38,913
Research Institutions	..	8,00,810	1,65,45,019	11,062	2,13,221	1,75,70,112	..
Colleges for General Education—									
Degree Colleges—									
Arts—									
With only Degree Classes.	3,82,637	2,10,672	10,69,053	1,79,316	9,38,617	27,80,295	18,55,351
Others	4,00,518	22,24,378	1,000	23,109	25,97,690	3,56,552	4,44,908	60,48,155	38,14,061
Science—									
With only Degree Classes.	5,000	7,00,732	3,03,412	28,562	9,83,450	20,21,156	9,90,044
Others	20,78,804	12,17,209	7,07,494	3,73,984	43,77,491	22,45,152
Arts and Science—									
With only Degree Classes.	98,709	39,23,449	27,63,057	96,959	4,78,518	73,60,692	45,59,616
Others	11,21,194	2,89,94,582	1,000	57,180	5,85,32,410	28,57,468	58,58,243	9,74,22,077	6,14,50,801
Intermediate Colleges—									
With only Intermediate Classes.	3,500	13,52,221	2,001	27,860	14,78,969	4,02,718	7,52,219	40,19,488	24,82,853
Others	5,000	24,73,129	..	8,800	12,31,454	2,40,203	1,50,449	41,09,035	28,59,586
<i>Total</i>	20,16,558	4,19,57,967	4,001	1,16,949	6,91,93,254	48,69,272	99,80,388	12,81,38,389	8,02,57,464

Colleges for Professional Education—									
Agriculture	1,39,601	54,96,253	8,69,979	62,020	9,37,423	75,05,276	30,26,908
Applied Art and Architecture.	..	4,66,501	1,92,000	6,58,501	2,11,267
Commerce	1,05,237	5,15,271	..	950	30,62,809	1,28,007	1,31,064	39,43,338	22,61,558
Engineering	71,89,061	84,53,478	..	5,000	64,97,646	7,24,043	8,22,543	2,36,91,771	1,20,12,327
Forestry	82,763	81,788	6,20,930	7,85,481	2,15,729
Law	1,03,213	18,79,352	568	58,072	20,41,205	11,54,845
Medicine	31,39,333	1,78,07,000	3,200	7,91,199	62,38,064	9,61,802	13,59,136	3,02,99,734	1,62,52,043
Physical Education	1,06,329	3,54,249	1,10,672	51,968	16,948	6,40,166	3,06,757
Teachers' Training—									
Basic—									
Post-Graduate	1,31,744	15,07,256	3,69,267	32,956	57,903	20,99,126	11,50,277
Under-Graduate.	40,749	8,57,046	1,904	..	4,872	9,04,571	2,97,080
Non-Basic—									
Post-Graduate	2,55,825	33,15,109	8,000	..	9,42,849	2,89,008	3,12,649	51,23,440	28,86,136
Under-Graduate.	12,885	5,04,731	52,846	..	21,756	5,92,218	2,10,669
Technology	6,95,010	..	300	1,37,727	1,15,296	2,21,132	11,69,465	5,26,040
Veterinary Science	1,51,455	32,14,080	5,84,129	1,462	1,62,072	41,13,198	17,04,492
Others	1,94,720	36,000	7,680	..	872	2,39,272	1,12,054
<i>Total</i>	1,15,49,702	4,34,06,985	11,200	7,97,449	2,15,67,854	23,67,130	41,06,442	8,38,06,762	4,23,28,182
Colleges for Special Education—									
Music	20,000	4,59,902	..	1,800	1,44,732	87,707	59,485	7,73,626	5,17,783
Dancing	14,223	1,000	15,223	11,557
Other Fine Arts	3,62,260	44,999	1,66,754	3,982	5,77,995	3,43,026
Oriental Studies	21,342	15,97,540	22,100	1,500	23,672	4,58,318	1,72,523	22,96,995	17,19,702
Sociology	2,30,024	84,220	1,61,434	2,79,714	38,498	7,93,890	3,21,298
Others	5,64,947	1,43,422	57,791	46,981	14,646	8,27,787	3,37,601
<i>Total</i>	8,36,313	26,47,344	22,100	3,300	4,32,628	10,53,697	2,90,134	52,85,516	32,50,967

Table V-A—Expenditure on Institutions for Boys—(contd.)

Type of Institution	Total Direct Expenditure								Total Expenditure on Salaries of Teachers [included in col. (50)]
	Government Funds		District Board Funds	Municipal Board Funds	Fees	Endowments etc.	Other Sources	Total	
	Central	State							
42	43	44	45	46	47	48	49	50	51
	Rs.	Rs.	Rs.	Rs.	Rs.	Rs.	Rs.	Rs.	Rs.
Schools for General Education—									
Post Basic	..	4,37,047	28,115	32,762	73,458	5,71,382	4,18,763
Higher Secondary	17,96,116	3,87,06,720	3,98,486	8,78,599	4,81,61,471	20,83,277	66,60,095	9,86,84,764	6,70,81,210
High	23,40,958	12,64,86,658	1,23,04,814	50,55,413	11,41,24,889	1,02,84,977	1,70,80,057	28,76,77,766	21,13,05,573
Senior Basic	11,30,710	4,57,08,625	46,85,049	24,09,405	11,10,433	2,74,339	11,77,519	5,64,96,080	4,97,83,547
Middle/Junior High	8,30,888	8,33,71,317	69,73,835	16,22,177	2,15,23,024	37,12,417	6,16,16,620	12,41,95,320	9,92,38,347
Junior Basic/Basic Primary	8,08,325	7,98,70,749	1,14,50,777	55,10,384	5,99,016	3,78,363	15,29,387	10,01,47,001	8,43,44,014
Primary—									
Single-Teacher	36,28,809	7,62,16,571	68,19,215	2,26,049	1,48,118	5,16,276	17,39,564	8,92,94,602	7,80,50,526
Others	59,53,977	32,23,47,382	3,65,25,028	3,31,55,401	1,26,26,897	45,59,244	73,54,145	42,25,22,074	36,39,44,422
Pre-Primary	26,407	6,27,094	31,192	71,844	9,39,494	33,701	4,48,398	21,78,130	14,06,752
Total	1,65,16,190	77,37,72,163	7,91,88,396	4,89,29,272	19,92,61,457	2,18,75,356	4,22,24,285	1,18,17,67,119	95,55,73,154
Schools for Vocational Education—									
Agriculture	1,46,000	26,42,842	46,328	1,300	5,48,733	33,85,203	13,70,984
Arts and Crafts	1,07,542	3,74,024	..	960	1,17,934	11,343	52,841	6,64,644	4,55,459
Commerce	500	1,26,625	..	1,257	29,03,448	42,803	1,22,652	31,97,285	18,01,745
Engineering	8,97,508	73,34,354	10,000	510	2916,619	2,40,734	3,34,512	1,17,34,237	50,89,911
Forestry	..	1,52,637	1,52,637	36,683
Industry	17,49,936	71,77,595	1,99,317	67,884	2,19,755	4,45,986	9,59,878	1,08,20,351	53,26,392
Marine Training	12,29,727	51,920	..	11,858	12,93,505	3,56,158
Medicine	..	5,40,181	1,110	3,170	3,76,836	52,077	1,58,811	11,32,185	6,23,253
Physical Education	..	94,358	150	7,276	1,38,626	65,446	57,617	3,63,473	1,72,504
Teachers' Training—									
Basic	2,03,119	1,41,47,807	3,185	250	5,16,476	2,47,420	5,44,652	1,56,62,909	82,45,141
Non-Basic	6,674	17,97,465	..	38,468	80,016	1,42,511	37,803	21,02,937	12,99,549

Technology—									
Polytechnic	4,53,719	60,81,932	4,400	13,051	13,89,315	4,24,300	3,07,104	86,73,821	37,28,188
High	94,200	1,18,353	3,17,883	..	13,350	5,43,786	2,81,284
Others	78,750	15,55,597	..	250	1,53,584	28,626	1,58,596	19,75,403	9,33,584
Veterinary Science	34,848	2,18,364	790	2,54,002	1,18,846
Others	5,05,225	1,68,893	28,260	..	39,451	7,41,829	2,96,866
<i>Total</i>	55,07,748	4,25,31,027	2,18,162	1,33,076	92,57,790	17,02,546	33,47,858	6,26,98,207	3,01,36,547
Schools for Special Education—									
For Handicapped—									
Mentally Handicapped	4,600	84,613	..	1,000	32,204	..	6,047	1,28,464	42,254
Physically Handicapped	1,81,670	10,98,443	3,900	47,731	60,635	2,95,307	2,58,810	19,46,496	10,00,528
Music	4,000	2,87,050	660	2,771	1,80,651	33,362	83,513	5,92,007	4,41,241
Dancing	48,605	..	100	13,425	5,089	897	68,116	53,024
Other Fine Arts	580	3,51,312	..	6,879	1,54,157	14,617	61,658	5,89,203	3,59,642
Oriental Studies	1,961	40,78,373	1,37,593	1,02,622	2,63,676	24,90,628	29,29,135	1,00,03,988	72,82,231
For Social Workers	3,44,229	10,91,608	400	2,000	609	14,399	37,136	14,90,381	6,80,559
Social (Adult) Edu.	36,844	52,70,161	12,120	1,89,875	480	17,414	3,17,679	58,44,573	32,65,285
Reformatory	203	19,03,690	..	30,500	..	20,120	68,988	20,23,501	6,85,005
Others	78,035	30,59,106	10,885	340	32,159	86,746	2,47,089	35,14,360	20,52,870
<i>Total</i>	6,52,122	1,72,72,961	1,65,558	3,83,818	7,37,996	29,77,682	40,10,952	2,62,01,089	1,58,62,639
<i>Total (Direct)</i>	8,19,47,572	95,07,03,440	7,96,55,365	5,03,69,638	35,76,80,519	3,65,51,404	7,57,54,145	63,26,62,083	1,15,83,47,433
Indirect Expenditure									
Direction and Inspection	44,067	4,36,41,563	8,81,188	9,82,440	88,126	..	1,93,016	4,58,30,400	
Buildings	5,47,43,552	13,33,34,065	88,83,540	51,62,934	69,11,299	1,74,06,513	2,94,97,632	25,59,39,535*	
Scholarships and other financial concessions	2,49,97,274	5,89,89,084	6,36,711	1,57,704	12,92,244	13,07,242	68,32,060	9,42,12,319	
Hostel Charges	4,46,240	98,44,947	91,285	5,26,989	1,29,88,564	25,76,414	43,07,782	3,07,82,221	
Miscellaneous	65,42,216	7,52,04,621	18,28,544	20,02,946	65,47,018	14,26,420	1,49,90,488	10,85,62,253	
<i>Total (Indirect)</i>	8,67,73,349	32,10,14,280	1,23,21,268	88,53,013	2,78,27,251	2,27,16,589	5,58,20,978	53,53,26,728	
GRAND TOTAL (Direct & Indirect).	16,87,20,921	1,27,17,17,720	9,19,76,633	5,92,22,651	38,55,07,770	5,92,67,993	13,15,75,123	2,16,79,88,811	

*Includes Rs. 13,96,06,106 spent by P.W.D.

Table V-B—Expenditure on Institutions for Girls

Type of Institution	Government Institutions							Total
	Government Funds		District Board Funds	Municipal Board Funds	Fees	Endowments etc.	Other Sources	
	Central	State						
1	2	3	4	5	6	7	8	9
	Rs.	Rs.	Rs.	Rs.	Rs.	Rs.	Rs.	Rs.
Universities
Boards of Secondary and or Intermediate Education.
Research Institutions	727	727
Colleges for General Education—								
Degree Colleges—								
Arts—								
With only Degree Classes.
Others	..	2,72,696	82,093	..	39,647	3,94,436
Science—								
With only Degree Classes.
Others
Arts and Science—								
With only Degree Classes.
Others	..	20,86,368	9,27,922	..	33,226	30,47,516
Intermediate Colleges—								
With only Intermediate Classes
Others	..	3,52,145	6,342	3,667	..	3,62,154
Total	..	27,11,209	10,16,357	3,667	72,873	38,04,106

Colleges for Professional Education—								
Agriculture
Commerce
Engineering
Forestry
Law
Medicine	3,79,413	31,940	4,11,353
Physical Education	22,920	22,920
Teachers' Training—								
Basic—								
Post-Graduate
Under-Graduate
Non-Basic—								
Post-Graduate	4,03,532	24,565	..	98	4,28,195
Under-Graduate	6,513	3,45,287	414	3,52,214
Technology
Veterinary Science
Others
<i>Total</i>	3,85,926	7,71,739	56,505	..	512	12,14,682
Colleges for Special Education—								
Music
Dancing
Other Fine Arts
Oriental Studies
Sociology
Others	2,03,576	44,274	..	7,127	2,54,977
<i>Total</i>	2,03,576	44,274	..	7,127	2,54,977

Table V-B—Expenditure on Institutions for Girls—(contd).

Type of Institution	Government Institutions							Total
	Government Funds		District Board Funds	Municipal Board Funds	Fees	Endowments etc.	Other Sources	
	Central	State						
1	2	3	4	5	6	7	8	9
	Rs.	Rs.	Rs.	Rs.	Rs.	Rs.	Rs.	Rs.
Schools for General Education—								
Post Basic
Higher Secondary	43,82,980	9,38,393	849	17,480	53,39,702
High	1,18,506	1,41,58,270	74,087	2,58,729	17,00,330	87,209	30,742	1,64,27,873
Senior Basic	908	4,84,870	20,175	..	13,288	..	3,345	5,22,586
Middle/Junior High	1,48,749	98,19,671	3,14,923	2,09,832	3,54,669	33,122	72,399	1,09,53,365
Junior Basic/Basic Primary.	18,305	16,30,054	67,510	16,630	8,588	..	289	17,41,376
Primary—								
Single-Teacher	5,223	24,52,422	1,29,928	30,948	548	202	..	26,19,271
Others	1,67,542	1,19,52,824	8,88,901	2,88,593	58,334	3,433	58,479	1,34,18,106
Pre-Primary	3,161	88,225	503	..	2,353	94,242
<i>Total</i>	462,394	4,49,69,316	14,95,524	8,04,732	30,74,653	1,24,815	1,85,087	5,11,16,521
Schools for Vocational Education—								
Agriculture
Arts and Crafts	24,215	31,277	5,057	60,549
Commerce

Engineering
Forestry	13,538	..	7,711	9,57,636
Industry	20,467	9,15,920	366	10,20,151
Medicine	1,42,197	8,77,588
Physical Education
Teachers' Training—								
Basic	6,066	20,30,897	1,448	..	1,729	2,070	30,908	20,73,118
Non-Basic	4,75,142	7,349	4,82,491
Technology—								
Polytechnic
High
Others
Others
<i>Total</i>	1,92,945	43,30,824	1,448	..	22,616	2,070	44,042	45,93,945
Schools for Special Education—								
For the Handicapped—								
Mentally Handicapped
Physically Handicapped
Music
Dancing	93	15,679
Other Fine Arts	15,586	3,224
Oriental Studies	1,104	..	1,044	1,076	94,181
For Social Workers	8,333	85,848	5,502	5,22,097
Social (Adult) Education	9,944	5,06,651
Reformatory	1,69,106	3,830	318	7,860	1,69,143
Others	3,84,745	3,96,753
<i>Total</i>	18,277	11,63,040	..	1,044	4,999	318	13,399	12,01,077
TOTAL (DIRECT)	10,59,542	5,41,49,704	14,96,972	8,05,776	42,20,131	1,30,870	3,23,040	6,21,86,035

Table V-B—Expenditure on Institutions for Girls—(contd.)

Type of Institution	District Board Institutions							Total
	Government Funds		District Board Funds	Municipal Board Funds	Fees	Endowments etc.	Other Sources	
	Central	State						
10	11	12	13	14	15	16	17	18
	Rs.	Rs.	Rs.	Rs.	Rs.	Rs.	Rs.	Rs.
Universities
Boards of Secondary and/or Intermediate Education.
Research Institutions
Colleges for General Education—								
Degree Colleges—								
Arts—								
With only Degree Classes.
Others
Science—								
With only Degree Classes.
Others
Arts and Science—								
With only Degree Classes.
Others
Intermediate Colleges								
With only Intermediate Classes.
Others
<i>Total</i>

Colleges for Professional Education—								
Agriculture
Commerce
Engineering
Forestry
Law
Medicine
Physical Education
Teachers' Training—								
Basic—								
Post-Graduate
Under-Graduate
Non-Basic—								
Post-Graduate
Under-Graduate
Technology
Veterinary Science
Others
<i>Total</i>
Colleges for Special Education—								
Music
Dancing
Other Fine Arts
Oriental Studies
Sociology
Others
<i>Total</i>

Table V-B—Expenditure on Institutions for Girls (contd.)

Type of Institution	District Board Institutions							Total
	Government Funds		District Board Funds	Municipal Board Funds	Fees	Endowments etc.	Other Sources	
	Central	State						
10	11	12	13	14	15	16	17	18
	Rs.	Rs.	Rs.	Rs.	Rs.	Rs.	Rs.	Rs.
Schools for General Education—								
Post Basic
Higher Secondary
High	79,726	2,48,600	..	88,153	..	123	4,16,602
Senior Basic	54,752	33,76,472	2,49,920	..	35,578	5,513	44,376	37,66,611
Middle/Junior High	9,71,841	4,15,980	..	3,654	4,632	11,947	14,08,054
Junior Basic/Basic Primary	898	17,52,565	7,06,852	100	1,093	982	13,828	24,76,318
Primary—								
Single-Teacher	6,117	6,07,921	63,100	58	1,195	4,213	4,578	6,87,182
Others	1,30,923	48,27,312	12,03,599	134	50,985	5,994	1,23,654	63,42,601
Pre-Primary	29,755	42,012	..	80	71,847
<i>Total</i>	1,92,690	1,16,45,592	29,30,063	292	1,80,738	21,334	1,98,506	1,51,69,215
Schools for Vocational Education—								
Agriculture
Arts and Crafts
Commerce
Engineering
Forestry

Industry
Medicine
Physical Education
Teachers' Training—								
Basic
Non-Basic
Technology—								
Polytechnic
High
Others
Others
<i>Total</i>
Schools for Special Education—								
For the Handicapped—								
Mentally Handicapped.
Physically Handicapped.
Music
Dancing
Other Fine Arts
Oriental Studies
For Social Workers
Social (Adult) Education.	26,765	26,765
Reformatory
Others
<i>Total</i>	26,765	26,765
Total (Direct)	1,92,690	1,16,72,357	29,30,063	292	1,80,738	21,334	1,98,506	1,51,95,980

Table V-B—Expenditure on Institutions for Girls—(contd.)

Type of Institution	Municipal Board Institutions							Total
	Government Funds		District Board Funds	Municipal Board Funds	Fees	Endowments etc.	Other Sources	
	Central	State						
19	20	21	22	23	24	25	26	27
	Rs.	Rs.	Rs.	Rs.	Rs.	Rs.	Rs.	Rs.
Universities
Boards of Secondary and/or Intermediate Education.
Research Institutions
Colleges for General Education—								
Degree Colleges—								
Arts—								
With only Degree Classes.
Others
Science—								
With only Degree Classes.
Others
Arts and Science—								
With only Degree Classes.
Others
Intermediate Colleges—								
With only Intermediate Classes.
Others
<i>Total</i>

Colleges for Professional Education—								
Agriculture
Commerce
Engineering
Forestry
Law
Medicine
Physical Education
Teachers' Training—								
Basic—								
Post-Graduate
Under-Graduate
Non-Basic—								
Post-Graduate
Under Graduate
Technology
Veterinary Science
Others
<i>Total</i>
Colleges for Special Education—								
Music
Dancing
Other Fine Arts
Oriental Studies
Sociology
Others
<i>Total</i>

Table V-B—Expenditure on Institutions for Girls—(contd.)

Type of Institution	Municipal Board Institutions							Total
	Government Funds		District Board Funds	Municipal Board Funds	Fees	Endowments etc.	Other Sources	
	Central	State						
19	20	21	22	23	24	25	26	27
	Rs.	Rs.	Rs.	Rs.	Rs.	Rs.	Rs.	Rs.
Schools for General Education—								
Post Basic
Higher Secondary	1,98,915	..	2,56,414	3,51,285	300	80	8,96,994
High	3,68,909	..	5,99,127	3,74,696	219	25,951	13,68,902
Senior Basic	10,133	10,51,009	21,167	4,92,443	59,101	134	12,710	16,46,697
Middle/Junior High	2,71,076	..	6,21,820	1,42,581	6,398	1,27,228	11,69,103
Junior Basic / Basic Primary	13,61,407	216	20,55,969	4,520	5,436	14,001	34,41,549
Primary—								
Single-Teacher	60,269	..	38,157	2,349	15	2,214	1,03,004
Others	96,986	64,64,718	38,724	73,98,229	3,47,220	1,906	3,08,804	1,46,56,587
Pre-Primary	10,674	..	33,086	33,455	..	1,499	78,714
<i>Total</i>	1,07,119	97,86,977	60,107	1,14,95,245	13,15,207	14,408	4,92,487	2,32,71,550
Schools for Vocational Education—								
Agriculture
Arts and Crafts
Commerce
Engineering
Forestry

Industry	10,000	..	12,487	5,998	..	1,648	30,133
Medicine	1,89,024	1,89,024
Physical Education
Teachers' Training
Basic	11,375	..	21,061	32,436
Non-Basic
Technology—							
Polytechnic
High
Others
Others
<i>Total</i>	21,375	..	2,22,572	5,998	..	1,648	2,51,593
Schools for Special Education—							
For the Handicapped—							
Mentally Handicapped.
Physically Handicapped.
Music
Dancing
Other Fine Arts
Oriental Studies
For Social Workers
Social (Adult) Education.	9,510	..	99,015	1,08,525
Reformatory
Others
<i>Total</i>	9,510	..	99,015	1,08,525
Total (Direct)	1,07,119	98,17,862	63,107	1,18,16,832	13,21,205	14,408	4,94,135
							2,36,31,668

Table V-B—Expenditure on Institutions for Girls—(contd.)

Type of Institution	Private Institutions					
	Aided					
	Government Funds		District Board Funds	Municipal Board Funds	Fees	Endowments etc.
	Central	State				
28	29	30	31	32	33	34
	Rs.	Rs.	Rs.	Rs.	Rs.	Rs.
Universities	1,36,967	1,66,663	..
Boards of Secondary and/or Intermediate Education
Research Institutions
Colleges for General Education—						
Degree Colleges—						
Arts—						
With only Degree Classes	41,446	86,150	..
Others	51,155	5,38,749	1,000	4,970	13,57,676	75,981
Science—						
With only Degree Classes
Others
Arts and Science—						
With only Degree Classes
Others	2,57,781	15,81,443	26,99,389	8,66,072
Intermediate Colleges—						
With only Intermediate Classes	14,194	50,019	30,657
Others	82,000	..	500	1,61,657	4,113
<i>Total</i>	3,08,936	22,57,832	1,000	5,470	43,54,891	9,76,823

Colleges of Professional Education—							
Agriculture
Commerce
Engineering
Forestry
Law
Medicine	23,08,598	57,390	25,211	..
Physical Education
Teachers' Training—							
Basic—							
Post-Graduate	24,676
Under-Graduate	6,086	124
Non-Basic—							
Post-Graduate	1,59,013	1,38,124	1,95,096	..
Under-Graduate	65,710	60,408
Technology
Veterinary Science
Others
<i>Total</i>	23,08,598	2,30,809	2,80,722	2,20,307	..
Colleges for Special Education—							
Music	12,530	1,01,027	5,529	..
Dancing
Other Fine Arts	26,300	5,656	38,487	..
Oriental Studies
Sociology	99,037	3,000	1,62,364	1,25,127	..
Others
<i>Total</i>	99,037	41,830	2,69,047	1,69,143	..

Table V-B—Expenditure on Institutions for Girls—(contd.)

Type of Institution	Private Institutions					
	Aided					
	Government Funds		District Board Funds	Municipal Board Funds	Fees	Endowments etc.
	Central*	State				
28	29	30	31	32	33	34
	Rs.	Rs.	Rs.	Rs.	Rs.	Rs.
Schools for General Education—						
Post-Basic		30,901				8,043
Higher Secondary	17,466	44,80,651	18,640	3,50,346	73,94,558	4,03,110
High	1,56,999	1,21,30,437	3,610	3,10,697	1,42,46,178	20,02,751
Senior Basic		1,11,068			9,316	6,383
Middle/Junior High	33,287	26,31,440	44,544	2,33,842	14,84,891	6,74,445
Junior Basic/Basic Primary		1,63,753	17,525	1,46,130	2,21,868	13,579
Primary—						
Single-Teacher	228	9,31,828	41,898	13,126	1,606	10,824
Others	12,832	19,79,648	56,322	6,02,548	21,82,167	3,36,550
Pre-Primary	25,493	1,52,464	3,757	11,674	2,76,300	1,09,075
<i>Total</i>	2,46,305	2,26,12,190	1,86,296	16,77,679	2,58,24,963	35,64,760
Schools for vocational Education—						
Agriculture		360				
Arts and Crafts	11,450	1,50,540	3,282	12,967	2,00,838	1,19,484
Commerce	6,340	3,338			36,072	8,316

Engineering
Forestry
Industry	16,000	2,99,426	2,120	40,163	1,06,671	96,283
Medicine	31,222	1,01,081	..	59,480
Physical Education	865	1,745	..
Teachers' Training—						
Basic	6,07,195	500	10,500	2,50,377	2,29,002
Non-Basic	500	3,20,341	..	300	2,02,540	2,23,071
Technology—						
Polytechnic
High
Others
Others
<i>Total</i>	66,377	14,82,281	5,902	1,23,410	7,98,243	6,76,156
Schools for Special Educa- tion—						
For the Handicapped—						
Mentally Handicapped
Physically Handicapped	38,633	39,710	..	3,200	1,208	18,493
Music	3,000	58,494	..	4,667	1,66,877	24,301
Dancing	7,695	17,114	4,819
Other Fine Arts	1,000	2,043	..
Oriental Studies	48,666	1,700	540	5,445	39,776
For Social Workers	5,818	4,650
Social (Adult) Education	1,286	2,51,450	4,500	18,232	2,048	2,267
Reformatory	15,585	..	1,230
Others	3,50,931	..	600	23,608	44,777
<i>Total</i>	48,737	7,78,181	6,200	28,469	2,18,343	1,34,433
<i>Total (Direct)</i>	30,77,990	2,75,40,090	1,99,398	18,35,028	3,19,12,872	57,41,622

Table V-B—Expenditure on Institutions for Girls—(contd.)

Type of Institution	Private Institutions					
	Aided		Unaided			
	Other Sources	Total	Fees	Endowments etc.	Other Sources	Total
35	36	37	38	39	40	41
	Rs.	Rs.	Rs.	Rs.	Rs.	Rs.
Universities	3,03,630
Boards of Secondary and/or Intermediate Education.
Research Institutions
Colleges for General Educa- tion—						
Degree Colleges—						
Arts—						
With only Degree Classes	2,740	1,30,336	25,361	1,200	24,942	51,503
Others	2,26,326	22,55,857	39,271	..	(a) 37,532	76,803
Science—						
With only Degree Classes
Others
Arts and Science—						
With only Degree Classes
Others	7,12,000	61,16,685	1,65,797	..	(b) 37,330	2,03,177
Intermediate Colleges—						
With only Intermediate Classes	10,110	1,04,980	15,200	936	4,624	20,760
Others	6,918	2,55,188
<i>Total</i>	9,58,094	88,63,046	2,45,629	2,136	1,04,478	3,52,243

Colleges for Professional Education—						
Agriculture
Commerce
Engineering
Forestry
Law
Medicine	1,69,294	25,60,493
Physical Education
Teachers' Training—						
Basic—						
Post-Graduate	902	25,578
Under-Graduate	8,185	14,395
Non-Basic—						
Post-Graduate	47,386	5,30,519
Under-Graduate	35,117	1,61,235	87,376	..	11,158	98,534
Technology
Veterinary Clinic
Others
Total	2,60,784	33,01,220	87,376	..	11,158	98,534
Colleges for Special Education—						
Music	12,150	1,31,236
Dancing
Other Fine Arts
Oriental Studies	16,329	86,772	800	6,580	..	7,380
Sociology
Others	308	3,89,836
Total	28,787	6,07,844	800	6,580	..	7,380

(a) Includes Rs. 15,000 Spent from State Government.

(b) Includes Rs. 16,352 Spent from State Government.

Table V-B—Expenditure on Institutions for Girls—(contd.)

Type of Institution	Private Institutions					
	Aided		Unaided			
	Other Sources	Total	Fees	Endowments etc.	Other sources	Total
	35	36	37	38	39	40
	Rs.	Rs.	Rs.	Rs.	Rs.	Rs.
Schools for General Education—						
Post-Basic	6,311	45,255
Higher Secondary	16,84,236	1,43,49,007	13,86,399	69,274	1,62,529(c)	16,18,202
High	30,54,451	3,19,05,123	40,01,008	4,50,394	10,38,687(d)	54,90,089
Senior Basic	58,684	2,02,846
Middle/Junior High	10,63,137	61,65,586	5,09,834	1,56,789	4,78,896(e)	11,45,519
Junior Basic/Basic Primary	1,13,325	6,76,180	3,434	5,862	12,388	21,684
Primary—						
Single-Teacher	40,207	10,39,717	5,341	1,520	49,863(f)	56,724
Others	8,42,614	60,12,681	13,91,316	1,02,677	3,67,091(g)	18,61,084
Pre-Primary	1,14,819	6,93,582	1,00,910	2,205	79,914(h)	1,83,029
<i>Total</i>	69,77,784	6,10,89,977	73,98,242	7,88,721	21,89,368	1,03,76,331
Schools for Vocational Education—						
Agriculture	1,788	2,148
Arts and Crafts	1,83,074	6,81,635	92,333	1,495	40,924	1,34,752
Commerce	3,017	57,083	4,291	..	10,491	14,782
Engineering
Forestry
Industry	2,53,900	8,14,563	8,701	4,933	44,022(i)	57,656
Medicine	1,05,438	2,97,221	..	3,657	2,13,577	2,17,234
Physical Education	1,018	3,628
Teachers' Training—						
Basic	2,29,250	13,26,824	9,094	37,358	..	46,452
Non-Basic	1,33,304	8,80,056	48,189	..	4,513	52,702

Technology—						
Polytechnic
High
Others
Others
<i>Total</i>	9,10,789	40,63,158	1,62,608	47,443	3,13,527	5,23,578
Schools for Special Educa- tion—						
For the Handicapped—						
Mentally Handicapped
Physically Handicapped	36,506	1,37,750
Music	72,842	3,30,181	32,437	4,033	11,394(j)	47,864
Dancing	11,395	41,023	24,556	..	27,425	51,981
Other Fine Arts	6,399	9,442
Oriental Studies	40,341	1,36,468	..	50	3,830(k)	3,880
For Social Workers	10,928	21,396
Social (Adult) Education	64,533	3,44,316	..	1,080	5,776	6,856
Reformatory	10,933	27,748
Others	40,393	4,60,309	47,431	1,989	12,611	62,031
<i>Total</i>	2,94,270	15,08,633	1,04,424	7,152	61,036	1,72,612
Total (Direct)	94,30,508	7,97,37,508	79,99,079	8,52,032	26,79,567	1,15,30,678

(c) Includes Rs. 64,938 from State Government funds.

(d) Includes Rs. 3,18,528 from State Government funds.

(e) Includes Rs. 1,03,345 from State Government funds and Rs. 300 from Municipal Board funds.

(f) Includes Rs. 5,594 from State Government funds.

(g) Includes Rs. 1,18,683 from State Government funds.

(h) Includes Rs. 300 from State Government funds.

(i) Includes Rs. 250 from District Board funds and Rs. 500 from Municipal Board funds.

(j) Includes Rs. 1,110 from State Government funds and Rs. 340 from Municipal Board funds.

(k) Includes Rs. 210 from State Government funds.

Table V-B—Expenditure on Institutions for Girls—(contd.)

Type of Institution	Total Direct Expenditure								Total Expenditure on Salaries of Teachers [included in col. (50)]
	Government Funds		District Board Funds	Municipal Board Funds	Fees	Endowments etc.	Other Sources	Total	
	Central	State							
42	43	44	45	46	47	48	49	50	51
	Rs.	Rs.	Rs.	Rs.	Rs.	Rs.	Rs.	Rs.	Rs.
Universities	1,36,967	1,66,663	3,03,630	..
Boards of Secondary and/or Intermediate Education.
Research Institutions	727	727	..
Colleges for General Education—									
Degree Colleges—									
Arts—									
With only Degree Classes	..	41,446	1,21,511	1,200	27,682	1,81,839	1,42,781
Others	51,155	8,26,445	1,000	4,970	14,79,040	75,981	2,88,505	27,27,096	17,32,428
Science—									
With only Degree Classes
Others
Arts and Science—									
With only Degree Classes
Others	2,57,781	36,84,163	37,93,108	8,66,072	7,66,254	93,67,378	60,11,043
Intermediate Colleges—									
With only Intermediate Classes.	..	14,194	65,219	31,593	14,734	1,25,740	81,011
Others	4,34,145	..	500	1,67,999	7,780	6,918	6,17,342	4,37,094
<i>Total</i>	3,08,936	50,00,393	1,000	5,470	56,16,377	9,82,626	11,04,093	1,30,19,395	84,04,357
Colleges for Professional Education—									
Agriculture
Commerce
Engineering

Forestry
Law
Medicine	26,88,011	89,330	25 211	1,69,294	29,71,846	6,03,037
Physical Education	22,920	22,920	12,260
Teachers' Training—									
Basic—									
Post-Graduate	24,676	..	902	25,578	19,347
Under-Graduate	6,086	124	..	8,185	14,395	8,980
Non-Basic—									
Post-Graduate	5,62,545	1,62,689	1,95,096	47,384	9,67,714	5,71,286
Under-graduate	6,513	4,10,997	1,47,784	..	46,689	6,11,983	3,81,794
Technology
Veterinary Science
Others
<i>Total</i>	26,94,524	10,02,548	4,24,603	2,20,307	2,72,454	46,14,436	15,96,704
Colleges for Special Educa- tion—									
Music	12,530	1,01,027	5,529	12,150	1,31,236	79,117
Dancing
Other Fine Arts
Oriental Studies	26,300	6,456	45,067	16,329	94,152	73,652
Sociology
Others	99,037	2,06,576	2,06,638	1,25,127	7,435	6,44,813	3,06,580
<i>Total</i>	99,037	2,45,406	3,14,121	1,75,723	35,914	8,70,201	4,59,349
Schools for General Educa- tion—									
Post-Basic	30,901	8,043	6,311	45,255	9,626
Higher Secondary	17,466	91,27,484	18,610	6,06,760	1,00,70,635	4,73,533	17,99,387	2,21,13,905	1,42,60,341
High	2,75,505	2,70,55,870	3,29,297	11,68,553	2,01,19,365	25,40,573	38,31,426	5,56,08,589	4,00,60,522
Senior Basic	65,793	50,23,419	2,91,262	5,01,759	1,25,362	12,030	1,19,115	61,38,740	53,97,195
Middle/Junior High	1,82,036	1,37,97,373	7,75,447	10,65,794	24,95,629	8,75,386	16,49,962	2,08,41,627	1,57,08,269
Junior Basic/Basic Primary	19,203	49,07,779	7,92,103	22,18,829	2,39,503	25,859	1,53,831	83,57,107	60,64,328
Primary—									
Single-Teacher	11,568	40,58,034	2,34,926	82,289	11,039	16 774	91,268	45,05,898	37,67,265
Others	4,08,283	2,53,43,185	21,87,546	82,89,504	40,30,022	4,50,560	15,81,959	4,22,91,059	3,30,60,675
Pre-Primary	28,654	2,81,418	45,769	44,760	4,11,248	1,11,280	1,98,285	11,21,414	6,78,148
<i>Total</i>	10,08,508	8,96,25,463	46,71,990	1,39,78,248	3,77,93,803	45,14,028	94,31,544	16,10,23,594	11,90,06,369

Table V-B—Expenditure on Institutions for Girls—(contd.)

Type of Institution	Total Direct Expenditure								Total Expenditure on Salaries of Teachers [included in col. (50)]
	Government Funds		District Board Funds	Municipal Board Funds	Fees	Endowments etc.	Other Sources	Total	
	Central	State							
42	43	44	45	46	47	48	49	50	51
	Rs.	Rs.	Rs.	Rs.	Rs.	Rs.	Rs.	Rs.	Rs.
Schools for Vocational Education—									
Agriculture	360	1,788	2,148	420
Arts and Crafts	35,665	1,81,817	3,282	12,967	2,93,171	1,20,979	2,29,055	8,76,936	5,86,612
Commerce	6,340	3,338	40,363	8,316	13,508	71,865	37,632
Engineering
Forestry
Industry	36,467	12,25,346	2,370	53,150	1,34,908	1,01,216	3,06,531	18,59,988	9,25,192
Medicine	1,73,419	9,78,669	..	2,48,504	..	3,657	3,19,381	17,23,630	5,70,863
Physical Education	865	1,745	..	1,018	3,628	2,880
Teachers' Training—									
Basic	6,066	26,49,467	1,948	31,561	2,61,200	2,68,430	2,60,158	34,78,830	21,66,075
Non-Basic	500	7,95,483	..	300	2,58,078	2,23,071	1,37,817	14,15,249	8,93,343
Technology—									
Polytechnic
High
Others
Others
<i>Total</i>	2,59,322	58,34,480	7,600	3,46,482	9,89,465	7,25,669	12,69,256	94,32,274	51,83,017
Schools for Special Education—									
For the Handicapped—									
Mentally Handicapped

Physically Handicapped.	38,633	39,710	..	3,200	1,208	18,403	36,506	1,37,750	44,172
Music	3,000	59,604	..	5,007	1,99,314	23,334	82,786	3,78,045	2,62,574
Dancing	7,695	41,670	4,819	38,820	93,004	67,652
Other Fine Arts	16,586	2,136	..	6,399	25,121	18,551
Oriental Studies	49,980	1,700	1,584	6,521	39,826	43,961	143,572	1,08,445
For Social Workers	14,151	90,498	10,928	1,15,577	77,602
Social (Adult) Education.	11,230	7,94,376	4,500	1,17,247	2,048	3,347	75,811	10,98,559	5,59,749
Reformatory	1,84,691	..	1,230	10,970	1,96,891	78,787
Others	7,35,676	..	600	74,869	47,084	60,864	9,19,093	3,56,215
Total	67,014	19,78,816	6,200	1,28,868	3,27,766	1,41,903	3,67,045	30,17,612	15,73,747
Total (Direct)	44,37,341	10,38,24,073	46,86,790	1,44,59,068	4,56,34,025	67,60,266	1,24,80,306	19,22,81,869	13,62,23,543
				Total Indirect Expenditure					
Direction and Inspection.	..	18,34,178	4,888	61,680	19,00,746	..
Buildings††	15,33,567	1,30,02,929	1,82,918	8,07,873	9,99,260	24,91,738	29,40,289	2,19,58,574††	..
Scholarships and Other Financial Concessions	15,04,905	88,43,344	73,746	85,656	61,956	1,89,000	6,07,409	1,13,66,016	..
Hostel Charges	60,610	15,37,077	42	30,269	36,46,046	9,62,633	7,94,521	70,31,198	..
Miscellaneous	1,30,839	18,45,705	57,570	1,74,988	5,45,211	1,42,704	11,20,955	40,17,972	..
Total (Indirect)—Girls	32,29,921	2,70,63,233	3,19,164	11,60,466	52,52,473	37,86,075	54,63,174	4,62,74,506	
Grand Total (Direct and Indirect)—Girls.	76,67,262	13,08,87,306	50,05,954	1,56,19,534	5,08,86,498	1,05,46,341	1,79,43,480	23,85,56,375	
Total (Direct)—Boys	8,67,73,349	32,10,14,280	1,23,21,268	88,53,013	2,78,27,251	2,27,16,589	5,58,20,978	53,53,26,728	
Total (Direct)—All Persons.	9,12,10,690	42,48,38,353	1,70,08,058	2,33,12,081	7,34,61,276	2,94,76,855	6,83,01,284	72,76,08,597	
Grand Total (Direct and Indirect)—Boys.	16,87,20,921	1,27,17,17,720	9,19,76,633	5,92,22,651	38,55,07,770	5,92,67,993	13,15,75,123	2,16,79,88,811	
Grand Total (Direct and Indirect)—All Persons.	17,63,88,183	1,40,26,05,026	9,69,82,587	7,48,42,185	43,63,94,268	6,98,14,334	14,95,18,603	2,40,65,45,186	

††Includes Rs. 44,43,810 spent by P.W.D.
M, 1304Mof Education—6

Table VI-A—Distribution of Pupils receiving General Education by Classes and Age-Groups

Age-Group	School Education														
	Number of Pupils in Classes														
	Pre-Primary	I	II	III	IV	V	VI	VII	VIII	IX	X	XI	XII	Total	
1	2	3	4	5	6	7	8	9	10	11	12	13	14	15	
Below 5	Boys	31,915	57,433	956	4	1	90,309	
	Girls	28,390	33,642	423	4	37	62,496	
5-6	Boys	13,609	13,27,562	78,999	3,017	123	36	1	14,23,347	
	Girls	11,187	6,95,942	41,821	1,382	97	72	25	7,50,526	
6-7	Boys	8,800	21,60,579	6,97,838	87,500	12,218	2,544	1,686	605	1,040	29,72,810	
	Girls	5,682	10,24,265	3,50,086	40,808	6,021	1,076	568	120	866	14,29,492	
7-8	Boys	3,632	18,06,753	10,71,934	5,36,777	79,101	22,044	3,559	907	1,103	35,25,810	
	Girls	2,122	9,39,600	5,02,798	2,54,290	36,845	7,384	1,155	224	785	17,43,203	
8-9	Boys	2,073	9,93,350	10,11,050	7,77,153	3,86,444	81,792	26,013	8,673	2,328	37	18	..	32,88,931	
	Girls	1,180	4,98,139	4,76,088	3,61,534	1,81,667	32,799	8,297	1,343	1,171	15,62,218	
9-10	Boys	862	4,92,404	6,44,951	7,92,583	6,01,884	2,83,465	83,640	27,269	5,243	665	89	..	29,32,995	
	Girls	451	2,58,922	2,92,143	3,41,462	2,66,327	1,26,588	29,045	7,451	2,121	66	13,24,576	
10-11	Boys	851	2,46,733	3,67,724	5,66,715	6,30,907	4,35,822	2,29,460	82,938	26,240	3,770	551	9	25,91,720	
	Girls	430	1,38,149	1,54,885	2,24,015	2,41,991	1,87,205	84,986	26,676	7,869	832	55	..	10,67,093	
11-12	Boys	65	1,00,378	1,63,047	3,02,064	4,36,994	4,73,137	3,24,349	1,90,985	71,543	20,873	4,072	469	20,87,996	
	Girls	28	53,815	72,211	1,14,926	1,53,825	1,04,893	1,11,558	67,281	22,892	4,513	774	90	7,66,806	
12-13	Boys	32	36,371	70,598	1,49,561	2,60,749	3,39,734	3,44,114	2,74,087	1,65,877	51,821	20,391	4,115	63	17,17,513
	Girls	15	17,651	25,861	50,229	85,491	1,07,313	97,810	84,789	53,873	15,555	3,983	548	68	5,43,186

13-14	Boys	21	14,236	32,049	67,449	1,37,765	1,97,088	2,41,181	2,63,923	2,18,651	1,23,008	49,814	11,293	639	13,57,120
	Girls	2	4,759	9,346	19,430	36,508	55,509	66,452	76,377	66,224	33,205	11,370	2,409	262	3,81,859
14-15	Boys	11	4,066	10,770	28,774	70,637	1,06,851	1,41,748	1,93,219	2,13,924	1,61,672	1,15,187	28,168	3,402	10,78,429
	Girls	2	915	3,112	6,652	14,161	24,562	34,124	47,615	57,223	40,999	26,984	6,879	822	2,04,050
15-16	Boys	16	1,038	4,027	11,309	26,271	47,976	78,949	1,13,043	1,59,016	1,64,100	1,37,502	60,306	5,909	8,09,412
	Girls	2	301	1,020	2,116	4,498	9,626	15,793	26,714	33,669	36,926	31,647	17,024	1,141	1,80,477
16-17	Boys	3	382	1,114	3,948	9,741	18,495	35,713	60,666	94,190	1,21,355	1,36,603	69,083	6,778	5,59,071
	Girls	..	90	332	590	1,344	3,264	5,695	12,775	17,216	21,642	30,120	18,248	804	1,12,120
17-18	Boys	4	192	302	1,372	3,023	8,221	13,932	29,606	46,234	69,231	95,933	60,526	3,894	3,32,470
	Girls	..	26	121	181	377	1,086	1,838	4,839	7,462	11,206	15,972	14,950	311	58,369
18-19	Boys	1	38	119	400	779	2,276	5,224	13,149	20,368	34,827	59,725	43,558	1,512	1,82,036
	Girls	2	3	50	68	120	262	625	1,611	2,754	5,174	8,441	9,351	72	28,533
19-20	Boys	..	21	36	106	193	723	1,588	4,640	7,290	14,373	28,092	26,497	522	84,081
	Girls	..	3	9	23	39	107	242	692	919	1,826	3,553	4,943	23	12,379
20-21	Boys	..	11	18	39	61	315	442	1,596	2,723	6,125	13,237	13,234	147	37,948
	Girls	6	11	19	49	85	294	352	688	1,296	2,484	6	5,390
21-22	Boys	..	3	8	11	10	82	153	331	1,005	2,503	4,412	5,772	23	14,313
	Girls	..	2	3	6	12	15	61	82	107	195	452	953	..	1,888
22-23	Boys	3	6	24	39	136	362	677	1,355	2,385	8	4,995
	Girls	4	7	12	11	28	42	85	164	399	..	754
23-24	Boys	..	4	..	7	5	18	12	37	145	232	502	858	2	1,822
	Girls	2	4	7	7	9	23	18	26	74	114	..	284
24-25	Boys	..	2	..	1	1	14	11	21	62	106	219	348	..	785
	Girls	4	7	4	14	17	13	14	38	79	..	190
over 25	Boys	..	3	3	6	7	18	11	44	80	147	195	347	..	861
	Girls	..	3	4	12	28	15	19	45	22	17	41	85	..	291
Total	Boys	61,898	72,41,559	41,55,543	33,28,859	26,56,920	20,21,615	15,31,825	12,65,875	10,37,424	7,75,522	6,67,897	3,26,988	22,899	2,50,94,824
	Girls	49,493	36,66,227	19,30,323	14,17,757	10,29,428	7,21,848	4,58,412	3,58,996	2,75,598	1,72,969	1,35,064	78,556	3,509	1,02,98,180

Table VI-A—Distribution of Pupils receiving General Education by Classes and Age-Groups—(contd.)

Age-Group	Collegiate Education																Total	
	Intermediate Classes				Degree Classes						Post-Graduate Classes				Research Classes			
	Arts		Science		Arts			Science			Arts		Science		Arts	Science		
	Pre-University/ 1st Year	2nd Year	Pre-University/ 1st Year	2nd Year	1st Year	2nd Year	3rd Year	1st Year	2nd Year	3rd Year	1st Year	2nd Year	1st Year	2nd Year				
16	17	18	19	20	21	22	23	24	25	26	27	28	29	30	31	32	33	
Below 5 { Boys Girls
5-6 { Boys Girls
6-7 { Boys Girls
7-8 { Boys Girls
8-9 { Boys Girls
9-10 { Boys Girls
10-11 { Boys Girls	4	4
11-12 { Boys Girls	83 15	1 4	.. 1	84 20
12-13 { Boys Girls	285 97	50 38	6 3	341 138

13-14	Boys	1,897	370	652	221	..	61	22	..	20	1	3,244
	Girls	473	233	85	24	..	18	5	839
14-15	Boys	7,041	2,866	3,949	1,755	2	371	100	14	200	51	16,349
	Girls	2,158	614	503	232	49	135	19	61	36	7	3,814
15-16	Boys	18,442	7,555	10,822	4,939	58	1,037	534	163	757	289	64	..	4	44,664
	Girls	5,188	2,125	1,043	531	71	605	308	100	98	52	9	10,130
16-17	Boys	26,945	15,700	14,899	10,937	766	3,308	1,502	1,161	1,856	637	211	..	38	6	77,966
	Girls	7,198	3,625	1,451	929	461	1,244	550	428	179	83	27	..	6	16,181
17-18	Boys	25,840	20,256	13,979	14,249	1,539	6,603	3,179	2,112	3,710	1,725	324	138	99	28	1	93,782
	Girls	6,844	4,845	1,269	1,249	696	2,161	1,289	672	355	190	89	30	24	2	1	19,716
18-19	Boys	21,146	18,579	10,947	11,941	2,263	8,351	4,835	2,499	4,852	2,765	708	305	277	99	2	4	..	89,273
	Girls	4,631	4,000	768	929	784	3,155	1,829	807	712	220	236	117	42	15	2	1	..	18,248
19-20	Boys	15,491	15,597	6,913	9,080	2,093	8,142	5,893	2,015	5,144	3,938	1,320	574	553	282	3	20	..	77,058
	Girls	2,559	2,584	379	548	639	2,894	2,326	560	707	395	437	210	70	39	..	3	..	14,350
20-21	Boys	9,138	10,799	3,335	5,401	1,771	7,165	5,704	1,196	4,167	3,192	1,787	1,042	946	606	26	50	..	56,325
	Girls	1,356	1,342	182	262	367	1,911	1,833	283	516	252	600	374	163	82	7	8	..	9,538
21-22	Boys	4,943	6,484	1,651	2,822	1,389	5,651	4,679	700	2,597	2,376	1,591	1,214	639	618	91	89	..	37,534
	Girls	579	716	64	140	241	1,137	1,215	191	294	174	457	420	85	99	17	13	..	5,842
22-23	Boys	2,260	3,557	828	1,550	874	3,701	3,221	362	1,532	1,551	1,638	1,024	603	436	137	159	..	23,433
	Girls	300	299	33	65	100	594	727	81	157	103	353	321	74	60	44	32	..	3,343
23-24	Boys	1,233	1,633	442	623	468	2,195	1,858	174	866	815	1,099	909	374	396	164	172	..	13,421
	Girls	174	151	18	26	57	346	395	32	84	35	216	212	37	34	37	22	..	1,876
24-25	Boys	826	933	229	278	279	1,448	1,236	83	406	437	1,019	879	229	246	219	252	..	8,099
	Girls	86	76	5	14	37	188	209	26	43	23	144	157	17	19	52	33	..	1,129
Over 25	Boys	1,217	1,430	125	238	337	1,920	1,714	63	301	329	1,226	1,001	166	237	681	551	..	11,536
	Girls	212	118	1	12	52	262	253	30	43	28	214	189	9	15	156	37	..	1,633
Total	Boys	1,36,791†	1,05,810†	68,477	64,034	11,839	49,953	34,477	10,542	26,408	18,106	10,987	7,086	3,928	2,954	1,324	1,297	..	5,54,013*
	Girls	31,870†	20,770†	5,805	4,961	3,654	14,650	10,953	3,271	3,229	1,563	2,782	2,030	527	365	316	149	..	1,06,795

† Includes 46,462 boys and 5,106 girls in class XI of Higher Secondary Schools in U.P.

‡ Includes 45,765 boys and 4,316 girls in class XII of Higher Secondary Schools in U.P.

* Excludes 1,066 boys and 101 girls whose age-wise distribution is not available.

Note—The enrolment in Intermediate Science in Andhra Pradesh and Madras has been shown in Intermediate Arts as separate figures are not available.

Table VI-B—Distribution of Pupils Receiving Professional and Special Education by Age-Groups

Age-Group	School Education									
	Teachers' Training				Engineering, Technology and Industry		Medicine and Veterinary Science		Agriculture and Forestry	
	Basic		Non-Basic		Boys	Girls	Boys	Girls	Boys	Girls
	Boys	Girls	Boys	Girls						
1	2	3	4	5	6	7	8	9	10	11
Below 10	312	85
10—11	327	124
11—12	626	233	19	..
12—13	840	424	40	..
13—14	1,244	620	41	..
14—15 .	..	3	8	12	2,137	852	96	..
15—16 .	77	53	107	186	3,945	1,063	49	6	125	..
16—17 .	679	548	294	640	8,609	1,405	132	31	241	..
17—18 .	1,928	1,737	750	1,244	11,492	1,486	340	158	366	1
18—19 .	3,698	2,269	1,403	1,398	13,111	1,236	622	343	911	6
19—20 .	4,670	1,884	1,769	1,309	12,758	1,107	819	448	1,005	9

20—21 .	5,140	1,698	1,734	1,065	9,893	968	777	573	1,045	6
21—22 .	5,107	1,191	1,583	837	7,618	723	686	490	945	8
22—23 .	4,595	892	1,326	683	5,124	639	640	462	827	..
23—24 .	4,153	783	883	509	3,195	477	454	351	653	..
24—25 .	3,457	631	720	431	1,990	358	311	363	426	..
25—26 .	2,906	548	646	307	1,522	401	226	256	371	..
26—27 .	2,205	385	335	210	646	255	163	173	225	..
27—28 .	1,691	256	282	168	572	176	75	154	153	..
28—29 .	1,337	231	212	165	359	140	66	92	125	..
29—30 .	1,179	221	218	127	233	143	51	65	137	..
30—31 .	912	194	213	100	168	110	35	32	100	..
31—32 .	694	138	174	82	171	62	26	25	98	..
32—33 .	587	108	136	56	93	92	3	17	67	..
33—34 .	450	90	175	48	41	51	15	16	46	..
34—35 .	388	70	120	37	29	26	6	20	55	..
Over 35 .	1,236	136	225	90	102	34	38	18	238	..
Total .	47,109	14,066	13,313	9,704	87,157	13,290	5,534	4,093	8,355	30

(a) Includes 39,745 boys and 84 girls in Engineering, 30,801 boys and 13,133 girls in Industry and 16,611 boys and 73 girls in Technology.
(b) Includes 4,188 boys and 4,093 girls in medicine and 1,346 boys in Veterinary science.
(c) Includes 8,154 boys and 30 girls in Agriculture and 201 boys in forestry.

Table VI-B—Distribution of Pupils Receiving Professional and Special Education by Age-Groups—(contd.)

Age-Group	School Education											
	Commerce		Arts and Crafts		Music, Dancing and Other Fine Arts		Oriental Studies		Other Subjects		Total	
	Boys	Girls	Boys	Girls	Boys	Girls	Boys	Girls	Boys	Girls	Boys	Girls
12	13	14	15	16	17	18	19	20	21	22	23	24
Below 10	22	33	155	1,101	12,582	2,903	30,512	10,065	43,583	14,187
10—11	28	48	184	903	11,419	1,556	30,161	6,150	42,119	8,781
11—12	9	66	209	764	13,319	1,545	34,480	5,396	48,662	8,004
12—13	1	..	33	137	316	733	14,105	1,552	26,107	6,088	41,442	8,934
13—14	122	43	49	300	300	744	10,272	1,206	28,651	5,615	40,679	8,528
14—15	865	201	91	360	451	666	9,316	611	37,944	6,226	50,908	8,931
15—16	3,500	604	110	911	506	804	7,882	734	43,038	6,526	59,339	10,887
16—17	7,946	1,525	164	1,018	560	675	7,213	387	45,264	6,122	71,102	12,351
17—18	11,163	1,925	286	962	570	591	6,289	296	50,708	6,548	83,892	14,948
18—19	10,760	1,936	332	914	599	516	5,318	222	56,749	6,765	93,503	15,605

19—20 .	10,032	1,535	237	888	589	463	4,112	273	54,702	7,515	90,693	15,431
20—21 .	8,344	1,084	187	824	562	394	3,555	159	62,267	8,010	93,504	14,781
21—22 .	5,967	717	153	705	528	264	3,124	138	59,980	8,972	85,691	14,045
22—23 .	4,455	481	113	604	442	191	2,927	118	59,119	7,091	79,568	11,161
23—24 .	3,082	331	100	551	391	195	1,808	99	56,973	7,591	71,692	10,887
24—25 .	2,215	227	86	489	395	278	1,589	52	47,797	6,960	58,986	9,789
25—26 .	1,625	179	74	359	292	186	1,239	78	49,308	6,985	58,209	9,299
26—27 .	1,004	99	99	233	225	91	869	25	39,382	3,973	45,153	5,444
27—28 .	774	75	35	196	138	71	726	12	36,253	3,855	40,699	4,963
28—29 .	501	60	16	161	142	40	652	11	30,003	2,886	33,433	3,786
29—30 .	322	32	11	158	107	22	410	20	29,560	5,291	32,228	6,079
30—31 .	312	40	12	174	76	23	385	5	28,234	3,025	30,447	3,703
31—32 .	215	16	7	111	51	7	351	3	23,639	2,911	25,426	3,355
32—33 .	245	16	5	99	28	14	268	3	22,960	3,186	24,392	3,591
33—34 .	150	13	6	87	30	7	215	5	19,747	3,801	20,875	4,118
34—35 .	128	16	6	57	45	13	218	5	19,479	4,266	20,474	4,510
Over 35 .	269	17	..	129	69	18	266	7	1,05,922	15,476	1,08,365	15,925
Total .	(d) 73,997	(d) 11,172	2,271	10,574	7,960	9,774	1,20,429	12,025	(e) 11,28,939	(e) 1,67,295	14,95,064	2,52,023

(d) Includes 297 boys and 9 girls in Business Accountancy.

(e) Includes 2,736 boys and 364 girls in Physical Education, 4,286 boys and 1,319 girls in the Schools for the Handicapped, 6,344 boys and 1,117 girls in Reformatory Schools, 3,764 boys and 440 girls in Social Education, 10,58,912 boys and 1,47,718 girls in Schools for Adults, 1,785 boys in Marine Training, 1,624 boys and 286 girls in other professional subjects and 49,488 boys and 16,051 girls in other special subjects.

Table VI-B - Distribution of Pupils Receiving Professional and Special Education by Age-Groups--(contd.)

Age-Group	Collegiate Education									
	Education (Teachers' Training)				Engineering and Technology		Medicine and Veterinary Science		Agriculture and Forestry	
	Basic		Non-Basic		Boys	Girls	Boys	Girls	Boys	Girls
	Boys	Girls	Boys	Girls						
25	26	27	28	29	30	31	32	33	34	35
Below 10
10-11
11-12
12-13
13-14	4	..
14-15	1	10	..	14	..
15-16 .	1	3	4	25	404	2	95	21	269	2
16-17 .	6	6	35	98	727	4	456	138	488	3
17-18 .	22	23	167	258	2,189	6	1,772	377	941	7
18-19 .	114	27	253	505	3,646	11	3,082	687	1,111	6
19-20 .	147	68	476	628	4,398	9	4,318	809	1,375	5

20—21 .	295	135	721	722	4,570	10	4,075	769	1,484	8
21—22 .	353	102	893	712	4,129	7	3,963	600	1,296	10
22—23 .	391	86	972	647	3,268	8	3,292	497	969	5
23—24 .	300	56	1,020	566	2,020	1	2,287	401	611	2
24—25 .	297	65	1,023	551	1,264	1	1,902	321	497	4
25—26 .	330	77	935	352	559	..	1,323	182	266	2
26—27 .	210	13	780	299	297	1	926	124	121	..
27—28 .	219	12	715	243	210	2	654	105	70	..
28—29 .	167	7	597	231	86	..	479	75	93	..
29—30 .	193	13	471	200	40	..	302	47	36	1
30—31 .	80	2	400	142	39	..	264	33	15	2
31—32 .	120	4	260	106	14	..	165	15	19	1
32—33 .	86	..	215	73	22	..	102	16	17	1
33—34 .	78	1	194	75	19	..	82	22	12	..
34—35 .	60	6	173	56	7	..	73	10	10	1
Over 35	180	11	690	201	11	..	231	25	36	2
Total .	3,649	717	10,995	6,690	27,919	(a) 62	(b) 29,853	(b) 5,274	(c) 9,754	(c) 62

(a) Excludes 410 boys in Engineering whose age-wise distribution is not available and includes 24,970 boys and 53 girls in Engineering and 2,949 boys and 53 girls in Technology.

(b) Excludes 22 boys in Veterinary Science whose age-wise distribution is not available and includes 25,072 boys and 5,245 girls in Medicine and 4,781 boys and 29 girls in Veterinary Science.

(c) Includes 9,242 boys and 62 girls in Agriculture and 512 boys in Forestry.

Table VI-B Distribution of Pupils Receiving Professional and Special Education by Age-Groups—(concl'd.)

Age-Group	Collegiate Education											
	Commerce		Law		Music, Dancing and Other Fine Arts		Oriental Studies		Other Subjects		Total	
	Boys	Girls	Boys	Girls	Boys	Girls	Boys	Girls	Boys	Girls	Boys	Girls
36	37	38	39	40	41	42	43	44	45	46	47	48
Below 10	88	2	2	88
10—11	2	53	6	8	53
11—12	55	41	5	41	60
12—13	82	104	4	104	86
13—14 .	17	3	96	264	18	288	114
14—15 .	577	10	15	154	389	41	..	11	1,006	216
15—16 .	2,549	17	93	249	690	92	8	27	4,113	438
16—17 .	4,880	59	7	..	86	136	661	97	60	82	7,406	623
17—18 .	7,983	84	133	2	87	124	637	91	201	182	14,132	1,154
18—19 .	9,507	53	505	10	168	186	796	84	334	204	19,516	1,773
19—20 .	9,833	56	1,340	22	181	149	884	84	455	247	23,407	2,077
20—21 .	8,248	73	1,894	58	214	152	783	66	487	242	22,771	2,235

21--22	6,824	68	3,157	84	197	138	692	34	514	163	22,018	1,918
22--23	4,350	24	3,558	86	144	96	579	27	468	129	17,991	1,605
23--24	2,789	20	2,546	87	110	94	471	21	391	83	12,545	1,331
24--25	1,758	13	2,591	71	98	74	381	26	352	72	10,163	1,198
25--26	1,169	5	1,477	23	93	63	288	3	272	56	6,712	763
26--27	573	2	1,148	10	49	30	187	4	207	44	4,498	527
27--28	434	4	838	9	24	22	124	10	148	26	3,436	433
28--29	285	2	557	4	19	6	96	1	121	11	2,500	337
29--30	197	2	446	2	22	6	68	4	91	10	1,866	285
30--31	185	..	414	2	9	7	54	3	71	9	1,531	200
31--32	169	1	256	2	21	10	27	1	47	8	1,098	148
32--33	106	..	211	2	5	5	10	..	53	4	827	101
33--34	72	..	214	1	7	8	14	3	58	3	750	113
34--35	83	1	111	1	4	5	17	..	45	2	583	82
Over 35	124	..	681	5	21	12	43	2	83	7	2,100	265
Total	(d) 62,712	(d) 494	(e) 22,084	481	1,672	2,100	8,308	721	(f) 4,466	(f) 1,622	1,81,412	18,223

(d) Includes 214 boys and 2 girls in Business Administration.

(e) Excludes 33 boys in Law, whose age-wise distribution is not available.

(f) Includes 535 boys and 116 girls in Physical Education, 480 boys and 200 girls in Social Education, 956 girls in Domestic Science, 551 boys and 90 girls in foreign languages, 100 boys and 33 girls in Library Science, 165 boys and 28 girls in Journalism, 165 boys and 2 girls in Cooperation, 121 boys and 3 girls in other professional subjects and 2,349 boys and 194 girls in other special subjects.

Table VII-A—Teachers in Schools for General Education

Type of Institutions	Trained									Untrained			
	Graduate		Passed Intermediate or Matriculate		Non-Matriculate		Total			Graduate			
										Certificated		Uncertificated	
	Men	Women	Men	Women	Men	Women	Men	Women	All Persons	Men	Women	Men	Women
1	2	3	4	5	6	7	8	9	10	11	12	13	14
Pre-Primary Schools	36	123	122	736	81	530	239	1,389	1,628	4	16	5	36
Basic Schools—													
Junior Basic/Basic Primary.	358	88	19,016	2,704	74,958	8,580	94,332	11,372	1,05,704	71	24	103	22
Senior Basic	496	98	12,093	2,394	22,399	6,389	34,988	8,881	43,869	40	2	138	10
Post-Basic	127	4	79	1	9	2	215	7	222	3	..	18	..
Total	981	190	31,188	5,099	97,366	14,971	1,29,535	20,260	1,49,795	114	26	259	32
Primary Schools—													
Government	223	76	21,100	6,149	33,183	10,924	54,506	17,149	71,655	72	9	275	28
District Board	27	2	21,220	1,537	96,239	13,900	1,17,486	15,439	1,32,925	7	..	134	13
Municipal Board	214	269	5,273	3,909	13,978	11,583	19,465	15,761	35,226	27	9	91	27

Private	{ Aided	493	225	20,386	11,816	59,563	22,862	80,142	34,903	1,15,045	38	25	141	64
	{ Unaided	41	114	572	573	1,044	536	1,657	1,223	2,880	17	27	51	59
Total		698	686	68,651	23,984	2,04,007	59,805	2,73,256	84,475	3,57,731	161	70	692	191
Middle/Junior High Schools—														
Government		2,572	767	11,195	3,387	7,876	3,408	21,643	7,562	29,205	345	65	1,293	156
District Board		587	14	5,082	176	10,831	756	16,500	946	17,446	97	3	288	4
Municipal Board		83	29	767	294	750	341	1,600	664	2,264	15	4	39	4
Private	{ Aided	881	526	6,839	4,175	4,398	2,445	12,118	7,146	19,264	450	145	1,984	290
	{ Unaided	621	148	1,583	334	1,064	223	3,268	705	3,973	221	26	534	117
Total		4,744	1,484	25,466	8,366	24,919	7,173	55,129	17,023	72,152	1,128	243	4,138	571
High/Higher Secondary Schools—														
Government		11,854	3,782	8,915	3,669	3,566	1,789	24,335	9,240	33,575	1,253	332	3,855	509
District Board		4,020	149	6,767	483	2,672	113	13,459	745	14,204	30		739	18
Municipal Board		2,252	399	2,176	492	566	141	4,994	1,032	6,026	255	29	704	75
Private	{ Aided	30,182	7,507	21,704	9,154	5,297	2,163	57,183	18,824	76,007	7,456	1,071	15,831	2,005
	{ Unaided	4,174	1,116	2,233	796	662	160	7,069	2,072	9,141	1,021	100	4,105	663
Total		52,482	12,953	41,795	14,594	12,763	4,366	1,07,040	31,913	1,38,953	10,015	1,532	25,234	3,270
Grand Total		58,941	15,436	1,67,122	52,779	3,39,136	86,845	5,65,199	1,55,660	7,20,259	11,422	1,887	33,328	4,110

Table VII-A—Teachers in Schools for General Education -- (contd.)

Type of institutions	Untrained											Grand Total		
	Passed Intermediate or Matriculate				Non-Matriculate				Total					
	Certificated		Uncertificated		Certificated		Uncertificated		Men	Women	All Persons	Men	Women	All Persons
	Men	Women	Men	Women	Men	Women	Men	Women						
15	16	17	18	19	20	21	22	23	24	25	26	27	28	29
Pre-Primary Schools	22	59	29	187	20	104	55	287	135	689	824	374	2,078	2,452
Basic Schools—														
Junior Basic/Basic Primary.	2,975	401	4,240	513	7,093	2,190	9,551	2,040	24,033	5,190	29,223	1,18,365	16,562	1,34,927
Senior Basic	702	143	3,266	741	1,278	338	5,398	1,921	10,822	3,155	13,977	45,810	12,036	57,846
Post-Basic	3	..	19	2	8	1	51	3	54	266	10	276
Total	3,680	544	7,525	1,256	8,371	2,528	14,957	3,962	34,906	8,348	43,254	1,64,441	28,608	1,93,049
Primary Schools—														
Government	5,307	721	20,708	1,753	9,595	2,131	32,253	4,613	68,210	9,255	77,465	1,22,716	26,404	1,49,120
District Board	3,157	184	36,279	1,413	9,566	964	46,382	3,488	95,325	6,062	1,01,387	2,12,811	21,501	2,34,312
Municipal Board	577	224	1,910	673	526	647	1,933	1,050	5,064	2,630	7,694	24,529	18,391	42,920

Private	Aided .	786	477	7,192	1,457	4,348	1,341	25,068	3,259	37,573	6,623	44,196	1,17,715	41,526	1,59,241
	Unaided	147	112	787	491	399	353	2,876	520	4,277	1,562	5,839	5,934	2,785	8,719
Total		9,974	1,718	66,876	5,787	24,234	5,436	1,08,512	12,930	2,10,449	26,132	2,36,581	4,83,705	1,10,007	5,94,312
Middle/Junior High Schools—															
Government		2,919	647	7,133	818	895	401	3,647	989	16,232	3,076	19,308	37,875	10,638	48,513
District Board		1,372	74	3,063	102	586	197	2,285	257	7,691	637	8,328	24,191	1,583	25,774
Municipal Board		91	69	270	62	54	29	85	53	554	221	775	2,154	885	3,039
Private	Aided .	2,157	675	8,902	1,057	872	420	2,208	740	16,573	3,327	19,900	28,691	19,473	39,164
	Unaided	1,102	155	3,094	282	344	36	770	83	6,065	699	6,764	9,333	1,404	10,737
Total		7,641	1,620	22,462	2,321	2,751	1,083	8,905	2,122	47,115	7,960	55,075	1,02,244	24,983	1,27,227
High/Higher Secondary Schools—															
Government		1,716	280	3,487	659	715	188	1,106	287	12,132	2,255	14,387	36,467	11,495	47,962
District Board		115	2	204	16	8	..	667	57	1,823	93	1,916	15,282	838	16,120
Municipal Board		468	23	447	51	49	4	128	39	2,051	221	2,272	7,045	1,253	8,298
Private	Aided	5,441	1,176	11,672	1,643	1,774	544	3,182	810	45,356	7,249	52,605	1,02,539	26,073	1,28,612
	Unaided	852	132	3,087	447	230	41	529	79	9,824	1,462	11,286	16,893	3,534	20,427
Total		8,592	1,613	18,957	2,816	2,776	777	5,612	1,272	71,186	11,280	82,466	1,78,226	43,193	2,21,419
Grand Total		29,909	5,554	1,15,849	12,367	38,152	9,928	1,38,131	20,573	3,63,791	54,409	4,18,200	9,28,993	2,09,469	11,38,459

Table VII-B—Teachers in Schools for Vocational and Special Education

Type of Institution	Number of Teachers								
	Possessing a Degree		Possessing Diploma/Certificate		Possessing no Degree/Diploma/Certificate		Total		
	Men	Women	Men	Women	Men	Women	Men	Women	All Persons
	1	2	3	4	5	6	7	8	9
Schools For Vocational Education—									
Agriculture	347	3	165	..	31	..	543	3	546
Arts and Crafts	70	40	328	493	92	73	490	606	1,096
Commerce	454	16	1,632	87	241	21	2,327	124	2,451
Engineering	634	3	700	1	300	1	1,634	5	1,639
Forestry	2	..	6	..	3	..	11	..	11
Industry	225	47	2,157	509	646	131	3,028	687	3,715
Marine Training	7	..	7	..	14	..	28	..	28
Medicine	488	107	137	137	2	4	627	248	875
Physical Education	88	5	67	13	27	2	182	20	202
Teachers' Training—									
Basic	2,472	541	1,410	384	228	50	4,110	975	5,085
Non-Basic	468	250	446	201	40	30	954	481	1,435
Technology—									
Polytechnic	410	2	875	1	203	..	1,488	3	1,491
High	44	2	44	..	8	1	96	3	99
Others	81	..	227	..	67	..	375	..	375
Veterinary Science	26	..	13	..	1	..	40	..	40
Others	26	..	58	4	10	..	94	4	98
<i>Total</i>	5,842	1,016	8,272	1,830	1,913	313	16,027	3,159	19,186

Schools For Special Education—

For the Handicapped—

Mentally Handicapped	3	6	7	13	3	6	13	25	38
Physically Handicapped	106	20	362	144	154	43	622	207	829
Music	136	32	271	70	244	44	651	146	797
Dancing	3	7	15	5	45	12	63	24	87
Other Fine Arts	20	..	183	22	29	5	232	27	259
Oriental Studies	4,004	31	5,409	119	1,171	33	10,584	183	10,767
For Social Workers	126	15	99	20	25	..	250	35	285
Social (Adult) Education	104	11	3,750	675	6,849	839	10,703	1,525	12,228
Reformatory	27	8	191	80	46	1	264	89	353
Others	108	51	864	163	1,711	68	2,683	282	2,965
<i>Total</i>	4,637	181	11,151	1,311	10,277	1,051	26,065	2,543	28,608
Grand Total	10,479	1,197	19,423	3,141	12,190	1,364	42,092	5,702	47,794

Table VIII-A—Examination Results (Annual)

Name of Examination	Boys						Girls					
	No. Appeared			No. Passed			No. Appeared			No. Passed		
	From Recognised Institutions	Private	Total	From Recognised Institutions	Private	Total	From Recognised Institutions	Private	Total	From Recognised Institutions	Private	Total
1	2	3	4	5	6	7	8	9	10	11	12	13
Degree and Other Equivalent Examinations—												
Arts and Science—												
D. Litt/D. Sc.	35	1	36	28	..	28
Ph. D./D. Phil.	370	29	399	312	19	331	33	6	39	27	4	31
M. Litt.	7	7	..	4	4	..	6	6	..	6	6
M.A.	5,941	4,095	10,036	5,219	2,918	8,137	1,662	1,038	2,700	1,492	834	2,326
M.Sc.	3,098	312	3,410	2,491	167	2,658	338	13	351	313	11	324
M.Sc. (Home Science)	5	..	5	5	..	5
Master of Social Work	145	1	146	143	1	144	40	..	40	40	..	40
Master of Theology
B.A. (Hons)	3,878	105	3,983	2,595	69	2,664	840	29	869	721	17	738
B.Sc. (Hons)	1,874	47	1,921	1,224	26	1,250	251	1	252	180	1	181
B.A.	37,970	22,530	60,500	21,029	7,860	28,889	12,288	6,540	18,828	7,169	2,906	10,075
B.Sc.	19,749	6,199	25,948	10,756	1,885	12,641	2,409	597	3,006	1,511	210	1,721
B.A./B.Sc. (Home Arts/Sc.)	103	..	103	97	..	97
Bachelor of Theology	1	..	1	1	..	1
Diploma in Social Work/Social Service Administration	27	..	27	27	..	27
Post Graduate Diploma in * Home Science	18	..	18	18	..	18
Education—												
Ph. D. (Education)	1	..	1	1	..	1
M.Ed.—												
Basic	20	1	21	17	1	18	4	..	4	3	..	3
Non-Basic	347	14	361	307	11	318	143	23	166	121	17	138

B.Ed./B.T. (Basic)	1,732	260	1,992	1,362	187	1,549	526	86	612	408	52	460
B.Ed./B.T./L.T. (Non-Basic)	7,512	1,178	8,688	5,799	657	6,456	3,628	341	3,960	2,983	195	3,178
Post-Graduate Diploma in Basic Education	484	385	869	463	332	796	46	4	50	43	3	46
Diploma in Non-Basic Education	111	3	114	88	3	91	49	2	51	34	1	35
Engineering—												
M.E./M.Sc.—												
Civil Engineering	47	2	49	41	1	42
Electrical Engineering	17	..	17	11	..	11
Mechanical Engineering	21	..	21	21	..	21
Structural Engineering
Post-Graduate Diplomas in Engineering	36	..	36	26	..	26
Metallurgy	1	..	1	1	..	1
Geology	3	..	3	3	..	3
B.E./B.Sc.—												
Civil Engineering	2,067	146	2,213	1,636	90	1,726
Mechanical Engineering	1,034	80	1,114	725	40	765
Electrical Engineering	802	65	867	611	36	647
B.Sc. (Hons.) Applied Geology	12	..	12	9	..	9
Mining and Metallurgy	158	3	161	139	3	142
Tele-Communication Engineering	20	2	22	19	..	19
Highways Engineering	3	2	5	3	1	4
Aeronautical Engineering	13	..	13	12	..	12
Final Passing out Diploma in Marine Engineering Training	50	..	50	50	..	50
Automobile Engineering	28	..	28	25	..	25
Electronic Communication	46	..	46	36	..	36
Flying Training Course	68	..	68	68	..	68
Others
Medicine—												
Ph.D. (Med.)	1	..	1	1	..	1
M.D.	216	63	279	81	5	86	50	23	73	18	6	24
M.S.	260	87	347	81	13	94	13	..	13	10	..	10
M.Sc. (Anatomy)	2	3	5	1	..	1	5	..	5	3	..	3
M.Sc. (Pharmacy)	28	1	29	24	1	25
M.Sc. (Medical)	14	..	14	9	..	9	1	..	1
M. Obstetrics	7	..	7	4	..	4	4	..	4	2	..	2
M.Sc. Physiology	..	1	1	..	1
Post-Graduate Diplomas in Medicine	734	29	763	514	6	620	122	..	122	84	..	84
M.E. (Public Health)	29	..	29	26	..	26

Table VIII-A—Examination Results (Annual)—(contd.)

Name of Examination	Boys						Girls					
	No. Appeared			No. Passed			No. Appeared			No. Passed		
	From Recogn- ised Insti- tutions	Private	Total	From Recogn- ised Insti- tutions	Private	Total	From Recogn- ised Insti- tutions	Private	Total	From Recogn- ised Insti- tutions	Private	Total
1	2	3	4	5	6	7	8	9	10	11	12	13
M.B.B.S.	3,156	94	3,250	1,572	51	1 623	589	12	601	343	6	349
B.D.S.	67	..	67	46	..	46	7	..	7	6	..	6
B.Sc. (Medical)	5	..	5	4	..	4
B.Sc. (Nursing)	48	..	48	39	..	39
B.Sc. (Sanitary)	5	..	5	3	..	3
Tibbia	15	..	15	8	..	8
B.Sc. (Pharmacy)	75	28	103	61	8	69	2	3	5	1	..	1
Ayurvedacharya	217	7	224	146	3	149	27	..	27	15	..	15
A.M.B.S./B.U.M.S./F.M.B.S./ G.F.A.M.	475	5	480	322	2	324	38	..	38	28	..	28
D. Hyg.	1	..	1
Ayurvedic Diploma	270	4	274	168	2	170	20	..	20	12	..	12
Diploma in Pharmacy	3	..	3	3	..	3
Veterinary Science—												
M.Sc. (Vet).	3	4	7	3	3	6
B.Sc. (Vet).	735	1	736	496	..	496	3	..	3	3	..	3
Post-Graduate Diploma in Vet. Sc.	138	..	138	138	..	138
Ph.D. (Agriculture).	3	..	3	3	..	3
Dairy Research.	2	..	2	2	..	2
Agriculture—												
Master of Agricultural Engine- ering	4	..	4	4	..	4
Master of Agriculture	215	13	228	206	11	217

Associate of I.A.R.I.	86	..	86	86	..	86
Bachelor of Agriculture	1,553	44	1,597	1,284	31	1,315	5	..	5	5	5	..
Bachelor of Agricultural Engineering	35	..	35	29	..	29
Diploma in Horticulture
Diploma in Agriculture (I.C.A.R.)	3	..	3	3	..	3
Certificate in Agricultural Statistics.	14	..	14	14	..	14
Forestry—														
Superior Forest Service	56	..	56	56	..	56
Technology—														
Ph. D. in Technology	13	..	13	13	..	13	2	..	2	1	1
Master of Technology	112	2	114	112	2	114
M. Text.	1	..	1	1	..	1
Bachelor of Technology	298	29	327	266	22	288
B.E./B.Sc. Chemical Engg. & Chemical Tech.	136	..	136	109	..	109
B. Text.	141	3	144	124	3	127
B. Electrical Technology	21	..	21	21	..	21
L.T.T. (Leather Tanning Tech.)	21	..	21	19	..	19
Diploma in Fruit Tech.	10	..	10	10	..	10
Commerce—														
D. Phil. (Commerce)	1	..	1	1	..	1
M.Com.(Hons).	1	..	1	1	..	1
National Diploma in Commerce	113	..	113	92	..	52
M.Com.	1,153	267	1,420	512	161	1,073	7	2	9	6	2	8	..	
B.Com.(Hons).	150	..	150	133	..	133
B.Com.	15,008	3,302	18,310	7,485	830	8,315	113	13	126	54	3	57	..	
Law—														
Master of Laws	68	56	124	28	17	45	2	..	2
Doctor of Law	3	..	3
Bachelor of Laws	6,301	1,247	7,548	3,637	599	4,236	132	35	167	90	17	107	..	
Certificate of Proficiency in Law	205	6	211	82	6	88	5	..	5	3	..	3	..	
Library Science—														
Master of Library Science
Post-Graduate Diploma in Library Science	22	..	22	17	..	17	9	..	9	9	..	9	..	
Diploma/Certificate in Library Science	199	24	223	155	12	167	61	6	67	56	4	60	..	

Table VIII-A—Examination Results (Annual)—(contd.)

Name of Examination	Boys						Girls					
	No. Appeared			No. Passed			No. Appeared			No. Passed		
	From Recogn- ised Insti- tutions	Private	Total	From Recogn- ised Insti- tutions	Private	Total	From Recog- nised Insti- tutions	Private	Total	From Recogn- ised Insti- tutions	Private	Total
1	2	3	4	5	6	7	8	9	10	11	12	13
Oriental Learning—												
M.O.L.	20	..	20	14	..	14	1	..	1	1	..	1
B.O.L. (Hons).	1	2	3	1	2	3
B.O.L.	2	14	16	..	6	6	..	4	4	..	1	1
Oriental Titles	3,241	6,241	9,455	1,928	2,129	4,057	156	4,380	4,536	108	1,390	1,498
P.O.L.	2	..	2	2	..	2
Architecture—												
M. Tech. Architecture	1	..	1	1	..	1
B. Architecture	86	..	86	40	..	40	2	..	2	1	..	1
National Diploma in Archi- tecture	47	..	47	16	..	16
Miscellaneous—												
Master of Music	1	..	1	1	..	1	1	..	1	1	..	1
M.A. Fine Arts
Bachelor of Music	34	40	74	31	25	56	55	61	116	35	31	66
B.A. Fine Arts	7	..	7	6	..	6
Miscellaneous Diplomas—												
Post-Graduate Diploma in Ban- king	10	..	10	7	..	7
Diploma in Business Manage- ment	119	..	119	102	..	102	5	..	5	4	..	4
Diploma in Physical Education	389	3	392	333	2	335	95	..	95	86	..	86
Diploma in Indology	1	..	1	1	..	1
Diploma in Economic Statistics	11	..	11	8	..	8
Diploma in Town & Country Planning	2	..	2	2	..	2

Diploma in Economic Planning	21	..	21	15	..	15
Diploma in Statistics	138	20	158	77	13	90	2	..	2	1	..	1
Diploma in Social Education	27	..	27	27	..	27
Higher Diploma in Co-operation	85	11	96	71	11	82	1	1	2	..	1	1
Post-Graduate Diploma in Dance, Drama, Music etc.	24	8	32	16	6	22	14	2	16	14	2	16
Post-Graduate Diploma in Sculpture.	1	..	1	1	..	1
L.S.G.D.	35	2	37	31	2	33	1	..	1	1	..	1
Diploma in Foreign Affairs	10	..	10	10	..	10
Diploma/Certificate in Needle Work etc.	16	..	16	14	..	14
Diploma in Economic/Public Admn.	149	1	150	117	1	118	2	..	2	1	..	1
Diploma in Journalism	79	13	92	49	3	52	4	3	7	6	1	7
Intermediate and Other Equivalent Examinations—												
Intermediate in Arts	88,825	50,228	1,29,153	41,114	18,014	59,128	19,105	13,138	32,243	10,171	5,257	15,428
Intermediate in Science	64,049	13,226	77,275	29,830	3,868	33,698	3,730	1,166	4,896	2,431	391	2,822
Pre-University Course Examination	42,868	3,960	46,828	19,404	1,614	21,018	8,715	989	9,704	4,712	500	5,212
Pre-Professional Course Examination	4,259	105	4,364	2,610	57	2,667	508	..	508	349	..	349
Cambridge Higher Certificate	2	..	2	2	..	2	1	..	1	1	..	1
Intermediate/Diploma in Commerce	23,079	5,475	28,554	11,024	2,059	13,083	1,015	67	1,082	707	39	746
Intermediate/Diploma/Licentiate in Agriculture	1,971	75	2,046	1,277	38	1,315
Intermediate or Diploma in Law	28	..	28	21	..	21	1	..	1	1	..	1
Diploma/Licentiate Certificate in Civil Engineering	1,149	294	1,383	828	55	883	1	..	1
Electrical Engineering	483	155	638	263	33	296
Mechanical Engineering	587	133	720	322	29	351
Diploma/Licentiate/Cert. in other Engg. subjects	3,873	484	4,357	2,764	194	2,958
National certificate in Electrical Engineering	36	..	36	24	..	24
National Certificate in Mechanical Engineering	50	..	50	44	..	44
Diploma in Sanitary Engineering	35	8	43	24	2	26
Inter/Under Graduate Dip. Licentiate Cert. in Medicine	173	..	173	162	..	162	3	..	3	1	..	1
Inter Diploma in Pharmacy	64	..	64	46	..	46	2	..	2	2	..	2
Inter Nursing	2	..	2	2	..	2	93	..	93	46	..	46
Tabeeb-i-Mustanad & Tabeeb-i- Kamil	19	..	19	9	..	9	11	..	11	5	..	5

Table VIII-A—Examination Results (Annual)—(contd.)

Name of Examination	Boys						Girls					
	No. Appeared			No. Passed			No. Appeared			No. Passed		
	From Recognised Institutions	Private	Total	From Recognised Institutions	Private	Total	From Recognised Institutions	Private	Total	From Recognised Institutions	Private	Total
1	2	3	4	5	6	7	8	9	10	11	12	13
L.M.P./L.M.A.S./L.U.M.S./												
L.S.M.F.	143	28	171	80	17	97	42	4	46	25	3	28
Diploma/Certificate in Foreign Languages	632	8	640	445	5	450	128	..	128	106	..	106
Diploma in Secretariate Practice	11	..	11	3	..	3
Inter-Diploma/Certificate in Painting.	53	8	61	36	5	41	15	..	15	3	..	3
Diploma in Photography	42	..	42	29	..	29	3	..	3	3
Draftsmanship	190	..	190	143	..	143
Diploma/Certificate in Dairy Research.	63	..	63	45	..	45
Diploma in Arts and Crafts.	10	..	10	9	..	9	6	..	6	6	..	6
National Diploma in Arts	25	..	25	22	..	22	2	..	2	1	..	1
Diploma/Certificate/Licentiate in Teaching—												
Basic	417	32	449	388	16	404	14	..	14	13	..	13
Non-Basic	2,550	808	3,358	2,205	570	2,775	1,671	259	1,930	1,387	219	1,606
Teachers' Training Home Science	39	..	39	39	..	39
Diploma/Certificate in Technology	560	48	608	470	26	496	1	..	1	1	..	1
Diploma in Indian Music & Dancing	288	50	338	172	22	194	150	73	223	123	38	161
Forest Rangers' Course	148	..	148	148	..	148
Certificate in Journalism (1 year after Matric)	17	1	18	8	1	9	5	1	6	4	1	5
Diploma in Co-operation	281	136	417	177	68	245	1	3	4	..	1	1

Diploma/Certificate in Other Fine Arts.	14	..	14	13	..	13	8	..	8	..	8	
Diploma in Social Work/Diploma in Village Uplift	231	32	263	201	22	223	34	2	36	33	2	35
Under Graduate Diploma in Home Science	234	7	241	215	5	220
Diploma in Banking	48	34	82	24	14	38
Certificate in Physical Education	86	..	86	71	..	71	25	..	25	25	..	25
Diploma/Certificate in Veterinary Science	234	..	234	185	..	185	1	..	1	1	..	1
Diploma in Drawing Teacher/Art Master/Modeling etc.	250	102	352	206	48	254	51	8	59	41	6	47
Diploma/Certificate in Ori. nta! Learning	89	165	254	46	25	71	112	47	159	65	11	76
Inter/Diploma/Cert. in Sculpture	15	..	15	11	..	11	1	..	1	1	..	1
Certificate in applied Psychology	5	..	5	1	..	1	6	..	6	4	..	4
Inter Applied Art & Design Certificate in Architecture	38	6	44	29	3	32
Inter Drawing Grade	13,442	916	14,358	9,485	626	10,111	1,797	121	1,918	1,237	87	1,324
Inter/Diploma/Certificate in other subjects	673	1,097	1,770	251	387	638	317	426	743	196	175	371

SCHOOL EXAMINATIONS—

On Completion of High School Course—

Post-Basic	390	..	390	345	..	345
Higher Secondary	15,613	3,719	19,332	8,314	1,204	9,518	1,873	1,195	3,068	1,304	413	1,717
Matriculation, School Leaving Certificate, etc.	5,74,658	1,82,309	7,56,967	3,11,536	61,419	3,72,955	1,06,329	45,473	1,51,802	62,374	17,870	80,244
Anglo-Indian and European High School, Cambridge Senior, etc.	1,219	1	1,220	1,043	..	1,043	952	1	953	852	..	852

On Completion of Senior Basic or Middle School Course—

Senior Basic	92,526	284	92,810	72,558	198	72,756	25,247	75	25,322	18,594	60	18,654
Middle/Junior High	9,70,801	49,551	10,20,352	7,26,504	25,479	7,51,983	2,50,016	14,240	2,64,256	1,85,665	7,549	1,93,214
Anglo-Indian and European Middle, Cambridge Junior etc.	564	..	564	549	..	549	525	..	525	508	..	508

On Completion of Primary or Junior Basic School Course—

Primary	16,45,363	7,687	16,53,050	14,47,124	5,377	14,52,501	6,72,967	1,552	6,74,510	5,48,251	1,135	5,49,386
---------	-----------	-------	-----------	-----------	-------	-----------	----------	-------	----------	----------	-------	----------

Table VIII-A—Examination Results(Annual)—(contd.)

Name of Examination	Boys						Girls					
	No. Appeared			No. Passed			No. Appeared			No. Passed		
	From Recogn- ised Insti- tutions	Private	Total	From Recogn- ised Insti- tutions	Private	Total	From Recog- nised Insti- tutions	Private	Total	From Recog- nised Insti- tutions	Private	Total
1	2	3	4	5	6	7	8	9	10	11	13	13
Junior Basic/Basic Primary	5,36,311	775	5,37,086	4,29,168	514	4,29,682	1,43,604	204	1,43,808	1,10,864	115	1,10,979
Nursery	2,572	..	2,572	2,259	..	2,259	1,261	..	1,261	1,177	..	1,177
On Completion of Vocational and Special Education School Course—												
Teacher's Training—												
Basic	30,114	6,992	37,106	26,581	3,714	30,295	6,834	3,098	9,932	5,742	1,598	7,340
Non-Basic	9,546	2,589	12,135	6,258	968	7,226	6,917	1,022	7,939	4,975	463	5,438
Teachers' Diploma/Certificate in Domestic science	67	2	69	37	2	39
Engineering, Technology and In- dustry	25,853	23,496	49,349	21,804	7,672	29,476	6,153	22	6,175	5,216	8	5,224
Agriculture and Forestry	6,305	661	6,966	6,533	331	6,864	21	18	39	21	9	30
Commerce	10,963	13,351	24,314	6,960	5,195	12,155	1,491	2,119	3,610	616	881	1,497

Music and Dancing . . .	1,398	27	1,425	1,111	17	1,128	2,828	116	2,944	2,300	102	2,402
Arts and Crafts . . .	1,659	685	2,344	1,354	164	1,508	4,813	55	4,868	3,556	6	3,562
Industrial Diploma . . .	11	..	11	10	..	10
Other Fine Arts . . .	1,030	..	1,030	800	..	800	224	..	224	166	..	166
Oriental Studies . . .	26,101	2,405	28,506	14,586	1,086	15,672	1,084	1,388	2,472	729	621	1,350
Physical Education . . .	2,319	21	2,340	2,229	18	2,247	342	5	347	330	5	335
Medicine . . .	457	..	457	279	..	279	897	..	897	761	..	761
Mid-wifery cum-Health-sister Course	65	..	65	32	..	32
Compounders Course . . .	45	32	77	43	5	48	22	1	23	22	1	23
Diploma in Domestic Science	37	7	44	25	5	30
Social Education . . .	2,064	..	2,064	2,042	..	2,042	330	..	330	313	..	313
Veterinary Science . . .	430	..	430	377	..	377
Marine Training . . .	1,713	..	1,713	1,713	..	1,713
Elementary Drawing Grade . . .	25,679	556	26,235	17,324	390	17,720	3,697	81	3,778	2,471	53	2,524
Diploma in Short Hand Type Writing	2,075	5,316	7,391	922	1,612	2,534	151	182	333	87	58	145
Others . . .	3,92,459	58	3,92,517	2,90,402	47	2,90,449	43,235	22	43,257	32,647	18	32,665

Table VIII (B)—Examination Results (Supplementary)

Name of Examination	Boys						Girls					
	No. Appeared			No. Passed			No. Appeared			No. Passed		
	From Recog- nised Insti- tutions	Private	Total	From Reco- gnised Insti- tutions	Private	Total	From Recog- nised Insti- tutions	Private	Total	From Recog- nised Insti- tutions	Private	Total
1	2	3	4	5	6	7	8	9	10	11	12	13
Degree and other Equivalent Examinations—												
Arts and Science—												
D.Litt./D.Sc.
Ph.D./D.Phil.
M.A.	268	870	1,138	232	559	791	115	173	288	111	137	248
M.Sc.
Master of Social Work	1	1	2	1	..	1
B.A.(Hons.)	18	..	18	13	..	13	5	..	5
B.Sc.(Hons.)	7	..	7	6	..	6	1	..	1	1	..	1
B.A.	7,294	14,243	21,537	3,121	6,190	9,311	1,622	3,278	4,900	895	1,616	2,511
B.Sc.	1,982	6,053	8,035	1,142	1,642	2,784	161	954	1,115	97	297	394
B.Sc. (Home Science)	1	2	3	1	1	2
Post-Graduate Diplomas—												
In Social Work	17	..	17	13	..	13
In Arts
Education—												
M.Ed.
B.Ed., B.T. etc., (Basic)	276	276	..	141	141	..	90	90	..	50	50
B.Ed., B.T. etc. (Non-Basic)	33	1,300	1,333	25	742	767	9	589	598	6	298	304

Engineering—												
M.E./M.Sc.—												
Civil Engineering	12	..	12	12	..	12	
Electrical Engineering	
B.E./B.Sc.—												
Civil Engineering	87	280	367	76	189	265	
Mechanical Engineering	9	125	134	5	75	80	
Electrical Engineering	12	90	102	10	58	68	1	..	1	1	..	
Mining and Metallurgy	1	
Tele-Communication Engineering	6	6	..	2	2	
Post-Graduate Diploma in Engineering	7	..	7	7	..	7	
Medicine—												
M.D.	81	13	94	27	5	32	33	4	37	6	1	7
M.S.	75	8	83	20	1	21	1	..	1	1	..	1
M.Sc. (Pharmacy)	1	..	1	1	..	1
M. Obstetric
M.Sc. (Medical)	6	1	7	5	..	5
M.Sc. (Anatomy)
M.A.S.F.	3	..	3	3	..	3
Post-Graduate Diploma in Medicine	93	42	135	54	13	67	26	16	42	13	8	21
MB.B.S.	1,087	125	1,212	537	54	591	355	16	371	195	7	202
B.D.S.	47	..	47	36	..	36	9	..	9	6	..	6
B. Hygiene	3	..	3
B.Sc. (Medical)	7	..	7	4	..	4
B.Sc. (Nursing)	4	..	4	1	..	1
B.Sc. (Sanitary)	1	1	..	1	1
B.Sc. (Pharmacy)	24	7	31	10	7	17	..	3	3	..	2	2
Ayurvedacharya/Unani
B.A.M./G.F.A.M./A.B.M.S. (Ayurvedic Degree)	138	22	160	100	10	110	15	3	18	11	1	12
Veterinary Science—												
B.Sc. (Vet.)	157	44	201	136	36	172
Agriculture—												
Master of Agriculture	6	..	6	6	..	6
Associate I.A.R.I.
Bachelor of Agriculture	73	186	259	65	145	210

Table VIII-B—Examination Results (Supplementary)—(contd.)

Name of Examination	Boys						Girls					
	No. Appeared			No. Passed			No. Appeared			No. Passed		
	From Recognised Institutions	Private	Total	From Recognised Institutions	Private	Total	From Recognised Institutions	Private	Total	From Recognised Institutions	Private	Total
1	2	3	4	5	6	7	8	9	10	11	12	13
Forestry—												
Superior Forest Service
Technology—												
B.E. (Chemical) Technology	..	2	2	..	2	2
B. Text. Technology	8	3	11	8	2	10
Commerce—												
M. Com.
B. Com. (Hons.)	12	..	12	10	..	10
B. Com.	1,820	3,431	5,251	1,061	1,190	2,251	14	51	65	9	21	30
Law—												
Master of Laws	3	3	6
Bachelor of Laws	1,563	1,021	2,584	363	567	1,430	53	21	74	28	10	38
Certificate of Proficiency in Law.	77	..	77	35	..	35	1	..	1
Library Science—												
Master of Library Science
Diploma in Library Science

Oriental Learning—												
M.O.L.
B.O.L. (Hons.)
B.O.L.	..	10	10	8	8	1	1
Oriental Titles	35	6,675	6,710	3	1,620	1,623	22	5,408	5,430	10	1,435	1,445
Architecture—												
B. Architecture	37	..	37	18	..	18
Miscellaneous Diplomas—												
Diploma in Art
Diploma/Certificate in architecture.	1	..	1	1	..	1
Diploma in Business Management.
Diploma in Banking	..	14	14	..	5	5
L.C.P.S./L.S.M.F./L.M.S./R.M.P./M.C.P.S./F.C.P.S.
Intermediate and other Equivalent Examinations—												
Intermediate in Arts	4,782	23,627	28,409	1,920	6,312	8,232	813	4,424	5,237	454	1,608	2,062
Intermediate in Science	3,920	9,438	13,358	1,745	2,698	4,443	149	806	955	76	283	369
Pre-University Course Examination.	986	11,843	12,829	93	4,340	4,433	274	2,318	2,592	20	970	990
Pre-Professional Course Examination.	96	209	305	42	113	155	4	36	40	4	15	19
Diploma/Licentiate in Medicine	75	154	229	39	104	143	4	55	59	2	29	31
Intermediate/Diploma in Commerce.	1,133	1,511	2,644	515	620	1,135	..	4	4	..	3	3
Intermediate in Nursing	4	4	..	4	4
Diploma in Pharmacy	18	..	18	16	..	16
Licentiate in Agriculture	32	71	103	29	64	93
Diploma/Licentiate in Engineering.	478	1,522	2,000	298	558	856
Diploma/Certificate/Licentiate in Teaching (Non-Basic).	..	1,355	1,355	..	580	580	..	532	522	..	346	346
Diploma/Certificate in Modern Indian Languages.	10	4	14	7	4	11
Diploma in Fine Arts
Diploma/Certificate in Veterinary Science.	85	..	85	63	..	63

Table VIII-B—Examination Results (Supplementary)—contd.

Name of Examination	Boys						Girls					
	No. Appeared			No. Passed			No. Appeared			No. Passed		
	From Recognised Institutions	Private	Total	From Recognised Institutions	Private	Total	From Recognised Institutions	Private	Total	From Recognised Institutions	Private	Total
1	2	3	4	5	6	7	8	9	10	11	12	13
Diploma/Certificate in Domestic Science.
Diploma/Certificate in Teaching
Diploma/Certificate in Technology.	5	5	10	3	4	9
Diploma in Indian Music	1	1	..	1	1
Forest Ranger's Course
Diploma in Social Service	28	..	28	26	..	26
School Examinations—												
On Completion of High School Course—												
Higher Secondary	574	6,707	7,281	412	2,315	2,727	106	843	949	87	327	414
Matriculation School Leaving Certificate, etc.	45,346	72,499	1,17,845	18,374	25,411	43,785	7,719	12,440	20,159	3,832	4,120	7,952
Anglo-Indian and European High School, Cambridge Senior, etc.

On Completion of Senior Basic or Middle School Course—												
Senior Basic/Junior High/Middle	1,261	711	1,972	740	213	953	175	25	200	117	1	118
Anglo-Indian and European Middle, Cambridge, Junior, etc.
On Completion of Primary or Junior Basic School Course—												
Primary/Junior-Basic/Basic Primary.	846	133	979	622	59	681	50	19	69	38	10	48
On Completion of Vocational and Special Education School Course—												
Teachers' Training { Basic	..	820	820	..	263	263	..	61	61	..	21	21
Non-Basic.	55	2,049	2,104	49	821	870	13	660	673	11	301	312
Engineering, Technology and Industry.	..	315	315	..	194	194	69	..	69	59	..	59
Agriculture and Forestry	3	..	3	3	..	3
Commerce	8,774	11,139	19,913	4,437	4,580	9,917	1,511	1,927	3,438	755	918	1,673
Medicine	75	..	75	52	..	52
Compounder's Course	18	20	38	18	20	38
Arts and Crafts
Other Fine Arts
Oriental Studies	1	1,988	1,989	1	662	663	31	1,378	1,409	3	517	520
Physical Education
Industrial Diploma	1	..	1	1	..	1
M. I. L.	12	..	12	5	..	5
Other Diploma School Standard	..	1,997	1,997	..	1,141	1,141	..	3,005	3,005	..	1,620	1,620

Table IX—Progress of Compulsory Primary Education

Type of Area	Number of Towns/Cities or Villages under Compulsion	Total Estimated Population of the Children of School-going Age in Area(s) under Compulsion	Number of Institutions where Compulsion was in force	Number of Pupils on Rolls under Compulsion	
				Boys	Girls
1	2	3	4	5	6
Urban (Towns and Cities)—					
For Boys only	(a) 241	8,36,165	4,135	5,98,937	(c) 1,574
For Girls only
For Both Boys and Girls	1,073	27,24,680	9,109	12,24,728	9,01,234
<i>Total</i>	1,314	35,60,845	13,244	18,23,665	9,02,808
Rural (Villages)—					
For Boys only	(b) 8,862	5,30,262	4,239	3,78,938	(d) 471
For Girls only
For Both Boys and Girls	46,306	58,51,067	46,584	22,92,060	14,36,185
<i>Total</i>	55,168	63,81,329	50,823	26,70,998	14,36,656
Grand Total	56,482	99,42,174	64,067	44,94,663	23,39,464

(a) Compulsion was in force for girls in part areas in U.P.
 (b) Compulsion was in force for girls in three villages in U.P.
 (c) Excludes 68,598 girls studying in schools for boys in Compulsory areas.
 (d) Excludes 2,993 girls studying in schools for boys in Compulsory areas.

Table IX—Progress of Compulsory Primary Education—contd.

Type of Area	Coercive Measures Taken					No. of Attendance Officers	Total Expenditure
	No. of Notices Issued	No. of Attendance Orders Passed	Prosecutions				
			For Non-Enrolment	For Non-Attendance	Fines Realised		
7	8	9	10	11	12	13	14
Urban (Towns and Cities)—							Rs.
For Boys only	96,051	41,425	3,582	3,305	2,898	269	1,34,73,830
For Girls only
For Both Boys and Girls	1,54,316	49,788	9,200	12,089	13,603	127	3,65,87,027
<i>Total</i>	2,50,367	91,213	12,782	15,394	16,501	396	5,00,60,857
Rural (Villages)—							
For Boys only	51,728	31,346	3,807	6,290	8,097	157	80,65,206
For Girls only
For Both Boys and Girls	3,66,401	1,29,312	13,294	22,585	7,282	240	7,36,22,221
<i>Total</i>	4,18,129	1,60,658	17,101	28,875	15,379	397	8,16,87,427
Grand Total	6,68,496	2,51,871	29,883	44,269	31,880	793	1,34,13,116*

*Details of expenditure of Rs. 23,89,832 in Madras State is not available.

Table X—Statistics of Education in Rural Areas

Type of Institution	No. of Institutions				No. of Pupils				Expenditure (Direct and Indirect) from
	Managed by Govern- ment	Managed by Dis- trict Boards	Managed by Private Bodies	Total	In Govern- ment Institution	In District Board Insti- tutions	In Private Insti- tutions	Total	Government Funds
1	2	3	4	5	6	7	8	9	10
For Boys—									Rs.
Universities	4	4	3,642	3,642	44,57,064
Research Institutions	2	..	1	3	64	..	14	78	1,86,454
Colleges for General Education	5	..	57	62	3,234	..	8,210	11,444	27,94,135
Colleges for Professional and Special Education.	24	..	32	56	1,017	..	23,913	24,930	1,67,29,970
Schools for General Education—									
Post-Basic	14	..	15	29	2,316	..	1,523	3,839	5,42,207
High/Higher Secondary	869	531	4,193	5,593	3,52,160	1,40,645	13,11,157	18,03,962	7,64,72,001
Senior Basic	1,005	4,645	515	6,165	1,85,437	10,76,966	98,737	13,61,140	3,79,80,940
Middle/Junior High	3,820	4,060	6,590	14,470	7,53,567	5,31,519	7,80,001	20,65,087	6,63,67,424
Junior-Basic/Basic-Primary	6,161	32,827	4,738	43,726	4,34,468	28,29,054	3,24,789	35,88,311	6,95,68,706
Primary	60,524	98,961	53,870	2,13,355	36,26,148	74,37,032	37,53,563	1,48,16,743	31,41,01,358
Pre-Primary	7	12	89	108	404	454	4,614	5,472	1,19,904
<i>Total</i>	72,400	1,41,036	70,010	2,83,446	53,54,500	1,20,15,670	62,74,384	2,36,44,554	56,51,52,540
Schools for Vocational and Special Education—									
Agriculture	48	..	5	53	3,254	..	272	3,526	23,89,564
Arts and Crafts	37	..	1	38	464	..	16	480	2,16,113
Social (Adult) Education	9,046	893	24,604	35,143	2,84,455	21,908	5,87,468	8,93,831	47,33,745
Music, Dancing and Other Fine Arts.	5	..	11	16	234	..	471	705	1,23,908

Teachers' Training—									
Basic	143	6	50	199	14,342	271	4,039	18,652	85,90,732
Non-Basic	47	..	26	73	2,256	..	1,307	3,563	13,89,051
Others	1,375	25	2,057	3,457	62,939	1,661	75,117	1,39,717	1,35,48,390
<i>Total</i>	11,301	924	26,754	38,979	3,67,944	23,840	6,68,690	10,60,474	3,09,91,503
For Girls—									
Colleges for General Education	4	4	477	477	1,44,995
Colleges for Professional and Special Education.	1	1	129	129	..
Schools for General Education—									
Post-Basic	1	1	60	60	49,039
High/Higher Secondary	31	1	134	166	9,551	217	47,129	56,897	29,75,064
Senior Basic	36	191	7	234	5,763	42,958	963	49,684	16,25,747
Middle/Junior-High	315	286	314	915	46,389	19,673	31,612	97,674	38,81,389
Junior-Basic/Basic-Primary	321	2,168	177	2,666	22,667	1,34,866	7,686	1,65,219	25,66,075
Primary	3,773	2,235	2,518	8,526	2,28,550	2,01,633	1,08,370	5,38,553	1,18,66,009
Pre-Primary	2	41	33	76	104	1,465	1,381	2,950	43,878
<i>Total</i>	4,478	4,922	3,184	12,584	3,13,024	4,00,812	1,97,201	9,11,037	2,30,07,201
Schools for Vocational and Special Education—									
Agriculture	1	1	10	10	2,088
Arts and Crafts	12	..	12	24	219	..	573	792	32,456
Social (Adult) Education	1,068	57	2,205	3,330	31,347	1,039	51,646	84,032	6,05,003
Music, Dancing and Other Fine Arts.
Teachers' Training—									
Basic	8	..	10	18	628	..	838	1,466	3,67,079
Non-Basic	7	7	292	292	1,05,464
Others	22	..	16	38	757	..	1,081	1,838	4,80,902
<i>Total</i>	1,110	57	2,251	3,418	32,951	1,039	54,440	88,430	15,92,992
Grand Total	89,820	1,46,939	1,02,298	3,38,557	60,72,734	1,24,41,361	72,31,100	2,57,45,195	64,50,56,854

Table X—Statistics of Education in Rural Areas—contd.

Type of Institution	Expenditure (Direct and Indirect)				No. of Teachers			
	From District Board Funds	From Fees	From Other Sources	Total	In Government Institutions	In District Board Institutions	In Private Institutions	Total
11	12	13	14	15	16	17	18	19
	Rs.	Rs.	Rs.	Rs.				
For Boys—								
Universities	9,80,486	15,41,872	69,79,422	414	414
Research Institutions	19,294	2,05,748	13	..	4	17
Colleges for General Education	2,852	36,13,890	19,24,520	83,35,397	70	..	1,153	1,223
Colleges for Professional and Special Education.	33,087	23,89,233	17,82,501	2,09,34,791	364	..	806	1,170
Schools for General Education—								
Post-Basic	31,764	1,18,478	6,92,449	173	..	96	269
High/Higher Secondary	75,95,851	5,19,50,605	1,91,41,277	15,51,59,734	13,101	7,177	52,123	72,401
Senior-Basic	40,79,811	8,13,557	18,24,153	4,46,98,461	7,902	29,106	4,144	41,152
Middle/Junior-High	73,99,195	1,71,65,740	83,50,851	9,92,83,210	28,908	22,964	36,140	88,012
Junior-Basic/Basic-Primary	1,32,67,999	2,22,644	24,80,755	8,55,40,104	15,548	77,606	10,283	1,03,437
Primary	3,59,45,800	13,41,209	93,80,997	36,07,69,364	1,14,056	2,18,357	1,05,810	4,38,223
Pre-Primary	4,800	46,358	62,994	2,34,056	18	13	156	187
<i>Total</i>	6,82,93,456	7,15,71,877	4,13,59,505	74,63,77,378	1,79,706	3,55,223	2,08,752	7,43,681
Schools for Vocational and Special Education—								
Agriculture	32,911	2,53,273	26,75,748	242	..	30	272
Arts and Crafts	990	2,17,103	89	..	3	92
Social (Adult) Education	84,754	..	3,50,133	51,68,632	4,334	..	5,614	9,948
Music, Dancing and Other Fine Arts	3,929	24,021	1,51,858	42	..	26	68

Teachers' Training—								
Basic	..	2,11,569	2,80,294	90,82,595	1,058	24	352	1,434
Non-Basic	..	22,311	99,442	15,10,804	179	..	89	268
Others	1,40,343	4,59,575	34,36,062	1,75,84,370	3,119	58	5,771	8,948
<i>Total</i>	2,25,097	7,30,295	44,44,215	3,63,91,110	9,063	82	11,885	21,030
For Girls—								
Colleges for General Education	250	81,447	1,87,718	4,14,410	58	58
Colleges for Professional and Special Education.	..	24,676	902	25,578	11	11
Schools for General Education—								
Post-Basic	14,406	63,445	7	7
High/Higher Secondary	42,663	10,09,120	10,96,674	51,23,521	413	8	1,968	2,389
Senior-Basic	1,18,776	39,271	89,613	18,73,407	235	1,084	38	1,357
Middle/Junior—High	4,86,031	5,10,345	6,31,716	55,09,481	1,724	1,114	1,572	4,410
Junior-Basic/Basic-Primary	7,95,025	566	40,636	34,02,362	725	3,668	235	4,628
Primary	13,49,232	74,435	3,08,788	1,35,98,464	6,904	5,001	3,397	15,302
Pro-Primary	39,168	10,043	29,524	1,22,613	2	41	49	92
<i>Total</i>	28,30,895	16,43,780	22,11,357	2,96,93,233	10,003	10,916	7,266	28,185
Schools for Vocational and Special Education—								
Agriculture	1,788	3,876	2	2
Arts and Crafts	..	155	81,601	1,14,212	22	..	37	59
Social (Adult) Education	10,702	..	21,731	6,37,436	799	3	425	1,227
Music, Dancing and Other Fine Arts.
Teachers' Training—								
Basic	..	20,561	1,30,666	5,18,306	43	..	49	92
Non-Basic	..	5,557	14,560	1,25,581	21	21
Others	1,700	326	74,895	5,57,823	70	..	65	135
<i>Total</i>	12,402	26,599	3,25,241	19,57,234	934	3	599	1,536
Grand Total	7,13,98,039	8,10,62,283	5,37,97,125	85,13,14,301	2,00,153	3,66,224	2,30,948	7,97,325

Table XI—Statistics of Scholarships, Stipends, Free Studentships and Other Financial Concessions

Type of Institution	Scholarships and Stipends awarded by											
	Central Government				State Government				Institution itself			
	Number		Total Value per Annum		Number		Total Value per Annum		Number		Total Value per Annum	
	Boys	Girls	Boys	Girls	Boys	Girls	Boys	Girls	Boys	Girls	Boys	Girls
1	2	3	4	5	6	7	8	9	10	11	12	13
University Teaching Departments.	2,035	177	Rs. 16,92,409	Rs. 1,63,796	3,465	204	Rs. 11,20,512	Rs. 83,284	1,860	313	Rs. 5,86,216	Rs. 1,22,204
Research Institutions .	365	21	5,88,580	33,001	165	6	1,10,762	7,188	119	15	90,291	10,576
Colleges for General Education—												
Degree Colleges—												
Arts—												
With only Degree Classes.	285	20	1,08,263	10,315	237	42	43,069	9,826	114	19	9,220	1,400
Others	1,374	449	5,01,484	1,69,223	1,512	352	3,04,419	72,119	355	273	34,381	27,997
Science—												
With only Degree Classes.	83	10	68,500	8,409	99	12	33,045	5,404	5	..	580	..
Others	573	22	2,52,391	11,199	547	14	99,007	3,019	86	12	10,047	781
Arts and Science—												
With only Degree Classes.	747	73	3,64,605	50,567	888	75	1,81,914	13,496	232	117	19,128	27,222
Others	23,155	2,376	90,26,336	9,51,520	26,116	2,762	65,05,629	5,73,775	5,682	1,019	4,84,501	1,03,989
Intermediate Colleges—												
With only Intermediate Classes	1,419	78	5,79,977	32,419	765	59	1,28,443	12,343	11	4	1,010	418
Others	254	3	1,31,317	886	1,124	48	1,30,652	2,919	85	..	7,137	..
Total	27,890	3,031	1,10,32,873	12,34,538	31,288	3,364	74,26,178	6,92,901	6,570	1,444	5,66,004	1,61,807

Colleges for Professional Education—

Applied Art and Architecture. 26
 Agriculture 480
 Commerce 295
 Engineering 2,618
 Forestry 26
 Law 285
 Medicine 1,569
 Physical Education 6

Teachers' Training—

Basic—

Post-Graduate 44
 Under-Graduate

Non-Basic—

Post-Graduate 104
 Under-Graduate 51
 Technology 23
 Veterinary Science 176
 Others

Total

Colleges for Special Education—

Music 15
 Dancing
 Other Fine Arts 8
 Oriental Studies 52
 Sociology 7
 Others 410

Total

Applied Art and Architecture.	26	..	9,582	..	68	11	16,827	2,960
Agriculture	480	1	3,38,639	623	803	17	2,49,536	3,720	130	..	42,192	..
Commerce	295	1	1,48,564	239	1,089	29	2,60,945	3,343	251	14	27,945	1,630
Engineering	2,618	2	22,97,794	1,396	2,931	1	12,04,354	720	799	..	5,36,463	..
Forestry	26	..	41,900	..	301	..	2,30,715
Law	285	2	1,55,460	1,462	365	12	72,418	1,956	187	2	12,896	2,548
Medicine	1,569	410	14,66,205	3,52,513	2,048	503	8,42,866	2,22,847	236	50	41,846	15,681
Physical Education	6	5	356	1,389	258	74	47,379	17,336	11	..	2,650	..
Teachers' Training—												
Basic—												
Post-Graduate	44	19	19,308	7,079	569	103	1,16,163	28,996	18	..	1,593	..
Under-Graduate	966	145	2,66,635	34,833
Non-Basic—												
Post-Graduate	104	64	51,715	33,560	1,776	710	6,72,313	2,13,325	66	13	19,769	6,004
Under-Graduate	51	24	11,619	4,535	623	767	1,32,817	1,66,471	18	19	180	2,460
Technology	23	..	16,850	..	253	24	33,290	2,333	10	..	5,331	..
Veterinary Science	176	1	1,13,491	614	882	..	4,01,071	..	107	..	17,277	..
Others	3	..	720	..
Total	5,703	529	46,71,489	4,03,410	12,732	2,396	45,47,329	6,98,840	1,836	93	7,08,862	28,323
Colleges for Special Education—												
Music	15	4	19,952	11,226	84	58	16,000	15,909	14	32	3,264	3,993
Dancing
Other Fine Arts	8	..	6,074	..	130	6	16,031	468	10	2	2,688	960
Oriental Studies	52	1	18,585	480	1,131	85	95,854	1,991	243	2	20,886	44
Sociology	7	1	3,479	705	11	2	11,105	1,203	13	3	1,602	1,145
Others	410	48	98,645	24,988	44	33	11,352	11,750	..	40	..	3,383
Total	492	54	1,46,735	37,399	1,400	184	1,51,342	31,321	280	79	28,440	9,525

Table XI—Statistics of Scholarships, Stipends, Free Studentships and Other Financial Concessions—contd.

Type of Institution	Scholarships and Stipends Awarded by								Total of All Scholarships and Stipends			
	Local Boards				Other Agencies				Number		Total Value Per Annum	
	Number		Total Value per Annum		Number		Total Value per Annum		Number		Total Value Per Annum	
	Boys	Girls	Boys	Girls	Boys	Girls	Boys	Girls	Boys	Girls	Boys	Girls
14	15	16	17	18	19	20	21	22	23	24	25	26
			Rs.	Rs.			Rs.	Rs.			Rs.	Rs.
University Teaching Departments.	29	4	5,160	375	323	48	1,77,998	22,129	7,712	746	35,82,295	3,91,788
Research Institutions	162	6	2,95,939	7,547	811	48	10,85,572	58,312
Colleges for General Education— Degree Colleges— Arts—												
With only Degree Classes.	218	31	80,558	14,469	854	112	2,41,110	36,010
Others	3	3	500	595	74	97	18,287	11,178	3,318	1,174	8,59,071	2,81,112
Science—												
With only Degree Classes.	169	46	64,074	11,646	356	68	1,66,199	25,459
Others	1	..	60	..	244	15	38,944	2,647	1,451	63	4,00,449	17,646
Arts and Science—												
With only Degree Classes	389	61	65,339	18,757	2,256	326	6,30,956	1,10,042
Others	128	31	6,001	3,124	4,360	1,103	6,12,561	1,24,512	59,441	7,291	1,66,35,028	17,56,920
Intermediate Colleges—												
With only Intermediate Classes.	8	..	1,080	..	165	21	21,972	2,941	2,368	162	7,32,482	48,121
Others	8	..	280	..	55	1	4,153	20	1,526	52	2,73,539	3,825
<i>Total</i>	148	34	7,921	3,719	5,674	1,375	9,05,888	1,86,170	71,570	9,248	1,99,38,864	22,70,135

Colleges for Professional Education—												
Applied Art & Architecture.	29	1	29,872	4,467	123	12	56,281	7,427
Agriculture . . .	18	..	2,370	..	76	1	31,204	200	1,507	19	6,63,941	4,543
Commerce . . .	1	..	700	..	276	16	39,217	1,817	1,912	60	4,77,371	7,029
Engineering . . .	65	..	11,269	772	2,49,721	..	7,185	3	42,99,601	2,116
Forestry	117	..	2,10,600	..	444	..	4,83,221	..
Law . . .	3	..	585	..	28	6	6,811	1,531	868	22	2,48,170	7,497
Medicine . . .	74	48	21,341	18,244	476	234	2,58,220	2,14,188	4,403	1,245	26,30,478	8,23,473
Physical Education	18	3	12,532	1,744	3	..	340	..	296	82	63,257	20,469
Teachers' Training—												
Basic—												
Post-Graduate	13	7	900	945	444	129	1,37,964	37,020
Under-Graduate	966	145	2,66,635	34,833
Non-Basic—												
Post-Graduate . . .	74	3	32,772	1,130	60	50	31,295	12,685	2,080	840	8,07,864	2,66,704
Under-Graduate . . .	2	..	616	3	..	1,018	694	813	1,45,232	1,74,484
Technology . . .	10	..	794	..	13	..	1,045	..	309	24	57,310	2,333
Veterinary Science . . .	37	..	10,480	..	103	1	87,512	270	1,305	2	6,29,831	884
Others	121	1	85,828	715	124	1	86,548	715
<i>Total</i> . . .	302	54	93,459	21,118	2,087	320	10,32,565	2,37,836	22,660	3,397	1,10,53,704	13,89,527
Colleges for Special Education—												
Music	17	5	7,647	2,240	130	99	46,763	33,368
Dancing
Other Fine Arts . . .	2	..	300	150	8	25,093	1,428
Oriental Studies	167	24	10,454	1,281	1,593	112	1,46,779	3,796
Sociology	2	3	720	1,937	33	9	16,906	4,990
Others	454	121	1,09,997	40,121
<i>Total</i> . . .	2	..	300	..	186	32	18,721	5,458	2,360	349	3,45,538	83,703

Table XI—Statistics of Scholarships, Stipends, Free Studentships and Other Financial Concessions—contd.

Type of Institution	Free Studentships				Other Financial Concessions				No. of Scholars in Institutions where education is free	
	Number		Yearly Amount Foregone		Number		Yearly Amount Spent		Number	
	Boys	Girls	Boys	Girls	Boys	Girls	Boys	Girls	Boys	Girls
	27	28	29	30	31	32	33	34	35	36
University Teaching Departments.	5,441	474	Rs. 7,24,853	Rs. 56,552	2,549	258	Rs. 3,60,274	Rs. 28,427	48	10
Research Institutions . . .	14	..	1,812	..	29	5	43,926	9,735	697	32
Colleges for General Education—										
Degree Colleges—										
Arts—										
With only Degree Classes	858	175	1,03,739	23,764	495	7	25,585	460	30	..
Others	2,551	1,522	2,26,950	1,66,098	874	334	54,353	74,812	422	329
Science—										
With only Degree Classes	317	69	34,550	6,594	46	..	5,103
Others	1,623	204	1,44,032	18,610	188	3	12,926	375	1,100	30
Arts and Science— . . .										
With only Degree Classes	2,606	288	3,16,351	41,127	619	24	74,843	1,828
Others	51,920	8,413	59,05,823	9,59,041	15,000	1,661	13,80,838	1,83,498	2,655	2,028
Intermediate Colleges—										
With only Intermediate Classes.	2,409	328	1,76,630	31,558	317	24	15,926	2,208	604	24
Others	3,136	445	2,07,688	27,848	364	312	69,459	12,135	3,286	2,485
<i>Total</i>	65,420	11,444	71,15,763	12,74,640	17,903	2,365	16,39,033	2,75,316	8,097	4,896

Colleges for Professional Education—											
Applied Art and Architecture	61	6	7,380	534	3	..	2,350
Agriculture	781	7	97,528	952	136	..	10,764
Commerce	2,439	34	2,90,607	5,045	350	19	28,520	968
Engineering	3,523	..	5,36,047	..	475	..	1,38,477
Forestry
Law	460	27	55,385	2,584	141	3	12,586	480	..	6	..
Medicine	3,343	449	4,27,313	58,291	318	124	81,170	21,879	433	21	..
Physical Education	34	..	3,516	289	67	..
Teachers' Training—											
Basic—											
Post-Graduate	62	14	10,077	2,010	13	1	590	40	1,150	182	..
Under Graduate	1,273	161	..
Non-Basic—											
Post-Graduate	179	104	23,576	14,101	48	65	9,412	2,353	2,224	842	..
Under-Graduate	26	131	3,193	13,534	..	2	..	100	1,102	920	..
Technology	38	..	4,087	..	26	28	4,056	3,898	242	49	..
Veterinary Science	273	3	31,554	432	218	..	22,914	..	183	2	..
Others	107	1	..
<i>Total</i>	10,169	775	14,90,263	97,483	1,728	242	3,10,839	29,718	7,018	2,245	..
Colleges for Special Education—											
Music	211	177	7,761	9,491	3	9	114	912	105	40	..
Dancing
Other Fine Arts	126	11	5,546	795	49	3	9,175	604	136	27	..
Oriental Studies	2	..	9	..	60	..	2,999	..	5,902	1,094	..
Sociology	11	5	2,525	1,250	2	1	700	373	74
Others	16	84	1,320	9,720	27	10	3,240	905	200	6	..
<i>Total</i>	396	277	17,161	21,256	141	23	10,228	2,794	6,390	1,167	..

Table XI—Statistics of Scholarships, Stipends, Free Studentships and Other Financial Concessions—contd.

Type of Institution	Scholarships and Stipends Awarded by											
	Central Government				State Government				Institution itself			
	Number		Total Value per Annum		Number		Total Value per Annum		Number		Total Value per Annum	
	Boys	Girls	Boys	Girls	Boys	Girls	Boys	Girls	Boys	Girls	Boys	Girls
1	2	3	4	5	6	7	8	9	10	11	12	13
			Rs.	Rs.			Rs.	Rs.			Rs.	Rs.
Schools for General Education—	.											
Post-Basic	4	..	384	..	148	2	23,381	440	(a)	..	1,360	40
Higher Secondary	5,411	146	13,92,348	20,566	50,292	5,665	37,05,920	4,15,709	6,635	1,013	3,43,697	1,08,597
High	3,678	844	3,99,076	62,414	1,98,175	40,652	1,16,30,381	21,39,645	5,365	1,873	2,17,982	63,161
Senior Basic	1	..	50	..	13,755	4,415	3,55,969	72,894	21	1	992	18
Middle/Junior High	580	170	33,188	10,882	75,337	12,940	32,24,282	4,79,471	1,303	547	62,447	20,950
Junior Basic/Basic Primary.	16	1	516	100	32,256	3,699	5,00,273	64,744	34	12	1,174	300
Primary—												
Single Teacher	335	21	3,692	269	56,815	5,981	3,86,246	42,469	33	..	1,320	..
Others	145	100	4,585	1,434	85,807	21,862	12,00,075	1,98,144	752	530	23,625	34,587
Pre-Primary	21	2	597	69
<i>Total</i>	10,170	1,282	18,33,839	95,665	5,12,606	95,218	2,10,27,124	34,13,585	14,143	3,976	6,52,507	2,27,633

Schools for Professional Education—												
Agriculture	606	..	1,48,070	..	4,886	20	1,309,145	9,600	205	..	59,080	..
Arts and Crafts	161	81	30,635	14,037	508	329	1,00,350	26,214	..	46	..	3,988
Commerce	48	1	10,179	132	331	12	64,884	1,513	189	114	4,677	1,991
Engineering	3,448	1	23,31,128	624	3,321	10	9,91,660	2,484	247	..	20,021	..
Forestry	80	..	4,690
Industry	844	290	2,21,955	30,930	9,217	2,079	20,51,983	3,02,704	222	89	40,195	5,214
Marine Training	18	..	3,825	..	28	..	13,620
Medicine	141	327	77,992	1,54,839	338	1,689	1,06,366	9,89,164	44	322	8,561	1,37,007
Physical Education	43	1	14,132	400	112	..	35,498
Teachers' Training—												
Basic	84	45	21,403	6,558	29,623	7,405	66,88,851	17,84,139	86	21	18,847	2,812
Non-Basic	111	49	34,966	26,284	8,597	4,260	15,85,351	7,24,259	10	93	100	5,221
Technology—												
Polytechnic	1,400	..	7,51,985	..	3,813	50	682,342	12,847	307	..	43,766	..
High	10	..	6,818	..	29	..	11,072	..	19	..	1,140	..
Others	14	..	7,491	..	903	1	3,07,974	175	88	..	6,624	..
Veterinary Science	3	..	1,092	..	278	..	96,986
Others	223	..	38,060	..	169	..	28,216	..	248	..	62,387	..
<i>Total</i>	7,094	795	36,99,731	2,33,804	62,233	15,855	1,40,78,988	38,53,099	1,665	685	2,65,398	1,56,233
Schools for [Special Education—												
For the Handicapped
Mentally Handicapped
Physically Handicapped.	207	10	2,58,537	5,886	391	71	93,531	15,030	21	9	4,080	1,350
Music	3	..	726	..	91	49	13,001	4,933
Dancing	4	4	735	760
Other Fine Arts	13	..	7,821	..	365	6	69,203	1,618	2	..	67	..
Oriental Studies	7	..	1,178	..	1,062	67	1,16,948	8,634	13,907	14	3,94,348	795
For Social Workers	566	76	1,59,548	15,090	2,080	153	4,24,429	35,753	34	1	14,655	180
Social (Adult) Education
Reformatory	207	..	54,331
Others	3	..	903	184	251	16,352	74,862	29	..	8,700	..
<i>Total</i>	796	89	4,27,810	21,879	4,177	808	7,34,199	1,95,921	13,993	24	4,21,850	2,325
Grand Total	54,545	5,978	2,40,93,466	22,23,492	6,28,066	1,18,035	4,91,96,484	89,76,139	40,466	6,634	83,19,658	7,18,626

(a) 22 boys and 1 girl getting scholarships and stipends etc. from both institutions itself and State Govt. have only shown in Columns (6) & (7).

Table XI—Statistics of Scholarships, Stipends, Free Studentships and Other Financial Concessions—(contd.)

Type of Institution	Scholarships and Stipends awarded by								Total of All Scholarships and Stipends			
	Local Boards				Other Agencies							
	Number		Total Value per Annum		Number		Total Value per Annum		Number		Total Value per Annum	
	Boys	Girls	Boys	Girls	Boys	Girls	Boys	Girls	Boys	Girls	Boys	Girls
14	15	16	17	18	19	20	21	22	23	24	25	26
			Rs.	Rs.			Rs.	Rs.			Rs.	Rs.
Schools for General Education—												
Post-Basic	152	2	25,125	480
Higher Secondary	526	21	23,833	867	4,342	167	1,74,235	17,154	67,206	7,012	56,40,033	5,62,893
High	3,372	408	1,28,727	22,482	5,299	1,366	3,24,487	71,421	2,15,889	45,233	1,27,00,653	23,59,123
Senior Basic	3,331	779	1,55,961	19,330	330	37	3,904	911	17,488	5,232	5,16,876	93,153
Middle/Junior High	6,879	508	2,13,522	18,150	1,215	181	51,983	7,398	85,314	14,346	35,85,422	5,36,851
Junior Basic/Basic Primary	5,034	1,071	74,246	5,573	48	15	1,015	217	37,368	4,798	5,77,224	70,934
Primary—												
Single-Teacher	1,383	27	9,979	380	66	22	433	137	58,632	6,051	4,01,670	43,255
Others	4,037	954	39,023	14,052	756	176	6,515	5,561	91,497	23,622	12,73,823	2,53,753
Pre-primary	21	2	597	69
<i>Total</i>	24,502	3,828	6,45,291	80,834	12,106	1,994	5,82,572	1,02,799	5,73,587	1,06,298	2,47,21,423	39,20,516

Education—													
Agriculture	14	..	860	5,711	20	15,17,155	9,600	
Arts and Crafts	195	609	458	1,30,985	44,434	
Commerce	14	13	1,626	628	582	140	81,366	4,264	
Engineering	95	..	12,738	..	144	..	26,264	..	7,255	11	33,81,811	3,108	
Forestry	35	..	1,750	..	115	..	6,440	..	
Industry	413	15	40,489	2,411	111	50	20,304	2,519	(b) 10,778	(b) 2,418	23,74,926	3,43,778	
Marine Training	31	..	12,850	..	77	..	30,295	..	
Medicine	11	185	940	73,981	8	68	408	21,387	542	2,591	1,94,267	13,76,378	
Physical Education	3	..	2,602	158	1	52,232	400	
Teachers' Training—													
Basic	11	74	4,401	19,121	9	81	2,160	1,902	29,813	7,626	67,35,662	18,14,532	
Non-Basic	44	25	8,767	3,920	5	22	2,460	7,652	8,767	4,449	16,31,644	7,67,336	
Technology—													
Polytechnic	130	9	7,786	450	215	2	37,027	323	5,874	61	16,22,906	13,620	
High	2	..	583	..	4	..	955	..	64	..	20,568	..	
Others	12	..	2,820	..	1,017	1	3,24,909	175	
Veterinary Science	2	..	240	283	..	98,318	..	
Others	640	..	1,28,663	..	
Total	734	310	79,406	1,00,078	588	236	1,08,624	34,441	72,285	17,876	1,82,32,147	43,77,625	
Schools for Special Education—													
For the Handicapped													
Mentally Handicapped	
Physically Handicapped	19	6	2,652	899	14	6	1,676	542	652	102	3,60,476	23,707	
Music	11	2	780	400	105	51	14,507	5,333	
Dancing	4	4	735	760	
Other Fine Arts	6	..	620	..	386	6	77,711	1,618	
Oriental Studies	72	..	2,147	592	14	14	27,204	499	15,640	95	5,41,825	9,928	
For Social Workers	20	..	7,068	..	(c) 2,696	(c) 229	6,05,700	51,023	
Social (Adult) Education	
Reformatory	207	..	54,331	
Others	76	4	13,680	285	289	258	38,732	76,030	
Total	91	6	4,799	899	719	26	51,028	1,706	19,772	952	16,39,686	2,22,730	
Grand Total	25,868	4,236	8,36,336	2,07,023	21,845	4,087	31,53,335	5,98,656	7,70,757	1,38,814	8,65,99,229	1,27,23,336	

(b) Excludes 29 boys and 5 girls receiving stipends both from the State Govt. and Local Boards.
(c) Excludes 4 boys and 1 girl receiving stipends both from the State Govt. and the institution itself.

Table XI—Statistics of Scholarships, Stipends, Free Studentships and Other Financial Concessions—(concl'd.)

Type of Institution	Free Studentships				Other Financial Concessions				No. of Scholars in Institutions where Education is free	
	Number		Yearly Amount Forgone		Number		Yearly Amount Spent		Number	
	Boys	Girls	Boys	Girls	Boys	Girls	Boys	Girls	Boys	Girls
27	28	29	30	31	32	33	34	35	36	37
Schools for General Education—										
Post-Basic	100	7	5,760	420	46	..	1,721	..	2,886	130
Higher Secondary	1,73,893	26,283	72,49,897	11,11,042	4,9,219	10,031	22,85,830	5,14,794	1,29,799	59,050
High	5,92,484	1,82,111	2,32,31,826	61,82,412	2,06,593	55,933	78,71,080	22,24,887	4,34,135	2,38,168
Senior Basic	89,699	17,257	6,63,658	1,36,027	1,69,132	22,388	4,43,031	58,940	10,80,249	3,48,518
Middle/Junior High	1,80,087	32,959	43,86,715	7,34,800	1,04,660	29,445	20,55,720	6,16,080	13,53,870	5,53,990
Junior Basic/Basic Primary	4,830	3,244	22,444	12,309	1,112,431	11,946	3,27,794	38,762	37,46,478	9,94,318
Primary—										
Single-Teacher	1,279	489	4,490	2,294	1,30,283	20,344	11,34,412	31,105	29,45,435	9,95,336
Others	2,01,357	88,909	13,00,909	8,89,485	4,02,856	1,64,190	15,71,794	7,24,428	94,55,011	45,63,977
Pre-Primary	624	491	17,430	13,665	16	19	679	556	4,136	3,995
Total	12,44,353	3,51,769	3,68,83,129	90,82,454	11,75,236	3,14,296	1,56,92,061	42,08,552	1,91,51,999	77,57,482
Schools for Vocational Education—										
Agriculture	93	..	4,374	..	151	..	3,212	..	7,319	30
Arts and Crafts	40	243	3,853	9,887	51	244	4,956	1,10,122	1,512	1,873
	335	72	17,541	3,513	557	52	93,571	2,258	131	17

Industry	678	668	33,962	23,074	377	211	44,029	23,009	7,000	38
Marine Training									201	
Medicine	76	16	6,280	1,870	31	3	4,212	90	19,628	4,810
Physical Education	14	4	1,439	500					1,076	
Teachers' Training—									220	3,604
Basic	66	123	5,274	16,473	470	107	78,317	1,521	443	41
Non-Basic	87	158	3,625	8,495	96	55	1,820	7,075	36,056	3,630
Technology—									7,089	3,833
Polytechnic	1,725	17	1,45,910	2,150	273		63,623		2,870	45
High	15		3,077		25		4,060			
Others	142		9,879		40		5,517			
Veterinary Science									637	90
Others					1				929	1
							36		84	1
Total	4,065	1,301	2,98,500	66,562	2,817	700	4,83,737	1,55,090	86,781	22,964
Schools for Special Education—										
For the Handicapped—										
Mentally Handicapped	20	11	14,560	7,280	17	8	3,720	2,940	79	31
Physically Handicapped	230	98	29,665	13,901	114	42	27,831	12,206	3,498	1,051
Music	180	207	8,504	8,683	12	4	370	55	259	293
Dancing	2	15	215	1,395					11	48
Other Fine Arts	184	22	9,122	1,676	13		320		487	163
Oriental Studies	1,711	223	36,413	3,101	8,193	102	2,34,700	4,404	75,991	6,467
For Social Workers					192	24	15,095	440	3,624	429
Social (Adult) Education	14	3	336	72					10,58,531	1,44,653
Reformatory									6,338	1,117
Others		46		777	19,813	4,650	52,923	16,926	47,984	13,676
Total	2,341	625	98,815	36,785	28,364	4,839	3,35,019	36,971	11,96,802	1,67,929
Grand Total	18,82,169	3,66,646	4,66,80,296	1,06,35,782	12,28,787	3,22,728	1,98,81,117	47,46,603	2,4,67,832	78,56,715

Table XII-A—Statistics of Social (Adult) Education

Management	No. of Schools for			No. of Literacy Classes/Centres for			No. of Adults on Rolls				No. of Adults Made Literate			
							In Schools		In Literacy Centres/Classes		During the Previous Years		During the Current Year	
	Men	Wo- men	Both	Men	Women	Both	Men	Women	Men	Women	Men	Women	Men	Women
1	2	3	4	5	6	7	8	9	10	11	12	13	14	15
Government .	552	42	..	9,207	1,253	498	21,249	3,483	2,94,948	42,069	17,42,689	3,30,252	1,72,015	21,004
District Boards	723	111	257	23,547	3,383	41,388	6,267	8,571	1,048
Municipal Boards.	154	35	5,651	1,478	33,719	6,764	3,832	923
Private Bodies—														
Aided .	164	24	46	26,699	3,513	1,303	5,389	1,103	6,75,226	93,130	31,54,902	1,52,651	2,66,191	31,197
Unaided	1	1,267	105	7	25	..	32,877	3,072	34,023	1,119	13,422	1,015
<i>Total</i> .	716	66	47	38,050	5,017	2,065	26,663	4,586	10,32,249	1,43,132	50,06,721	4,97,053	4,64,031	55,187

Table-XII-A—Statistics of Social (Adult) Education—(contd.)

Management	Number of Teachers								Expenditure				
	Specially Trained				Others				From Government Funds	From District Board Funds	From Municipal Board Funds	From Other Sources	Total
	Honorary		Paid		Honorary		Paid						
	Men	Women	Men	Women	Men	Women	Men	Women					
16	17	18	19	20	21	22	23	24	25	26	27	28	29
									Rs.	Rs.	Rs.	Rs.	Rs.
Government	1,102	91	2,325	498	5,347	530	2,252	445	48,16,081	145	7,371	1,42,476	49,66,073
District Boards	128	5	2	14	820	107	2,11,593	5,024	..	416	2,17,033
Municipal Boards	17	..	32	2	5	2	114	55	45,356	..	2,53,607	..	2,98,963
Private Bodies—													
Aided	3,316	517	1,139	88	17,347	1,828	4,589	411	31,29,356	11,471	55,540	2,87,565	34,83,932
Unaided	42	6	3	..	1,027	82	247	7	123	85,411	85,534
<i>Total</i>	4,605	619	3,501	602	24,546	2,549	7,202	918	82,02,509	16,640	3,16,518	5,15,868	90,51,535

Table XII-B—Statistics of Libraries for Adults

Management	Number of Libraries				No. of Reading Rooms	No. of Books and Journals (Back Numbers) in the Libraries				No. of Books and Journals added during 1957-58			
	Stationary	Moving	Branches	Total		Stationary	Moving	Branches	Total	Stationary	Moving	Branches	Total
1	2	3	4	5	6	7	8	9	10	11	12	13	14
Government	3,166	280	784	4,230	4,440	20,03,962	57,126	24,531	20,85,619	2,18,590	5,221	9,127	2,32,938
District Boards	107	14	..	121	28	45,834	3,527	..	49,361	7,753	2,677	..	10,430
Municipal Boards	62	62	79	73,869	73,869	12,554	12,554
Private Bodies—													
Aided .	11,739	1,454	45	13,238	7,612	72,79,891	2,30,729	37,703	75,48,323	7,22,129	31,158	3,947	7,57,234
Unaided	1,602	1	108	1,711	1,279	13,64,120	351	5,349	13,69,820	1,75,687	101	2,112	1,77,900
<i>Total</i> .	16,676	1,749	937	19,362	13,438	1,07,67,676	2,91,733	67,583	1,11,26,992	11,36,713	39,157	15,186	11,91,056

Table XII-B—Statistics of Libraries for Adults—(contd.)

Management	No. of Books, Journals, etc. issued during 1957-58				No. of Special Books and Pamphlets on Adult Education published during 1957-58 by			Average Daily Attendance in the Reading Rooms			Total Expenditure on Libraries and Reading Rooms during 1957-58
	Stationary	Moving	Branches	Total	State Government	Others in the State	Total	Men	Women	Total	
15	16	17	18	19	20	21	22	23	24	25	26
Government	16,18,743	74,574	1,33,033	18,26,350	28	..	28	72,326	14,782	87,108	8,46,515
District Boards	67,909	3,105	..	71,014	7,271	271	7,542	8,576
Municipal Boards	1,32,011	1,32,011	5,539	261	5,800	95,009
Private Bodies—											
Aided . . .	81,72,314	3,74,520	1,17,405	86,64,239	382	2	384	4,15,214	34,488	4,49,702	34,74,685
Unaided . . .	26,53,170	301	18,645	20,72,116	67	..	67	35,954	4,482	40,436	5,09,574
<i>Total</i> . . .	1,20,44,147	4,52,500	2,69,083	1,27,65,730	477	2	479	5,36,304	54,284	5,90,588	49,34,359

Table XIII-A—Statistics of the Handicapped—Institutions and Teachers

Institution for	Number of Institutions Managed by								Total Number of Institutions	Number of Teachers						
	Government		Local Boards		Private Bodies					Specially Trained		Others		Total		
					Aided		Unaided									
	For Boys	For Girls	For Boys	For Girls	For Boys	For Girls	For Boys	For Girls		For Boys	For Girls	Men	Wo- men	Men	Wo- men	Men
2	3	4	5	6	7	8	9	10	11	12	13	14	15	16	17	
1																
Mentally Handicapped	3	3	..	6	12	7	13	13	25
Physically Handicapped—																
The Blind	20	34	5	5	..	59	5	216	42	150	35	366	77
The Deaf-Mute	10	..	2	..	28	..	1	..	41	..	137	97	98	24	235	121
The Crippled	2	8	10	..	1	1	20	8	21	9
<i>Total</i>	32	..	2	..	70	5	6	..	110	5	354	140	268	67	622	207
Grand Total	32	..	2	..	73	5	6	..	113	5	360	152	275	80	635	232

Table XIII-B—Statistics of the Handicapped—Pupils

Institution for	Number of pupils in Institutions Managed by												Total		
	Government			Local Boards			Private Bodies						Maximum Capacity	No. on Rolls	
	Maximum Capacity	No. on Rolls		Maximum Capacity	No. on Rolls		Aided		Unaided					Boys	Girls
		Boys	Girls		Boys	Girls	Maximum Capacity	No. on Rolls	Maximum Capacity	No. on Rolls					
							Maximum Capacity	Boys	Girls	Maximum Capacity	Boys	Girls			
1	2	3	4	5	6	7	8	9	10	11	12	13	14	15	16
Mentally Handicapped	390	191	87	390	191	87
Physically Handicapped—															
The Blind	1,300	876	103	2,318	1,403	450	152	97	13	3,770	2,376	566
The Deaf-Mute	668	393	147	220	68	14	2,168	1,284	666	60	29	9	3,128	1,774	836
The Crippled	593	149	30	531	235	63	1,124	384	93
<i>Total</i>	2,561	1,418	280	230	68	14	5,017	2,922	1,179	212	126	22	8,020	5,534	1,495
Grand Total	2,561	1,418	280	230	68	14	5,407	3,113	1,266	212	126	22	8,410	4,725	1,582

Table XIII-B—Statistics of the Handicapped—Pupils— (concl'd.)

Institution for	Scholarships and Stipends awarded by								Free Studentships and Other Financial Concessions			
	Government				Others							
	Boys		Girls		Boys		Girls		Boys		Girls	
	Number	Total Value per Annum	Number	Total Value per Annum	Number	Total Value per Annum	Number	Total Value per Annum	Number	Yearly Amount Foregone	Number	Yearly Amount Foregone
17	18	19	20	21	22	23	24	25	26	27	28	29
		Rs.		Rs.		Rs.		Rs.		Rs.		Rs.
Mentally Handicapped.	37	18,280	19	10,220
Physically Handicapped—												
The Blind	421	3,10,616	1,195	12,659	12	1,220	4	395	128	35,191	46	15,898
The Deaf-Mute	177	40,302	36	8,257	38	5,988	17	2,396	216	22,266	94	10,209
The Crippled
<i>Total</i>	598	3,50,918	1,231	20,916	50	7,208	21	2,791	344	57,457	140	26,107
Grand Total	598	3,50,918	1,231	20,916	50	7,208	21	2,791	381	75,737	159	36,327

Table XIII-C—Statistics of the Handicapped—Expenditure

Institution for	Government Institutions						Other Institutions		
	Expenditure from						Expenditure from		
	Govt. Funds	Local Board Funds	Fees	Endowments etc.	Other Sources	Total	Govt. Funds	Local Board Funds	Fees
1	2	3	4	5	6	7	8	9	10
	Rs.	Rs.	Rs.	Rs.	Rs.	Rs.	Rs.	Rs.	Rs.
Mentally Handicapped	1,22,378	1,000	66,923
Physically Handicapped—									
The Blind	8,21,365	..	100	300	15,135	8,36,900	6,32,095	29,222	13,012
The Deaf-Mute	2,16,115	8,096	2,24,211	4,16,734	40,513	52,520
The Crippled	19,077	19,077	18,332
<i>Total</i>	10,56,557	..	100	300	23,231	10,80,188	10,67,161	69,735	65,532
Grand Total	10,56,557	..	100	300	23,231	10,80,188	11,89,539	70,735	1,32,455

Table XIII-C—Statistics of the Handicapped—Expenditure—(concl'd.)

Institution for	Other Institutions			All Institutions					Total
	Expenditure from		Total	Expenditure from					
	Endowments etc.	Other Sources		Govt. Funds	Local Board Funds	Fees	Endowments etc.	Other Sources	
11	12	13	14	15	16	17	18	19	20
	Rs.	Rs.	Rs.	Rs.	Rs.	Rs.	Rs.	Rs.	Rs.
Mentally Handicapped	23,364	2,13,665	1,22,378	1,000	66,923	..	23,364	2,13,665
Physically Handicapped—									
The Blind	2,95,355	3,87,949	13,57,633	14,53,460	29,222	13,112	2,95,655	4,03,084	21,94,533
The Deaf-Mute	1,50,067	1,13,514	7,73,348	6,32,849	40,513	52,520	1,50,067	1,21,610	9,97,559
The Crippled	41,712	1,430	61,474	37,409	41,712	1,430	80,551
<i>Total</i>	4,87,134	5,02,893	21,92,455	21,23,718	69,735	65,632	4,87,434	5,26,124	32,72,643
Grand Total	4,87,134	5,26,257	24,06,120	22,46,096	70,735	1,32,555	4,87,434	5,49,488	34,86,308

Table XIV-A Statistics of Institutions meant exclusively for the Scheduled Castes, Scheduled Tribes and Other Backward Classes—Institutions and Expenditure

Type of Institution	Number of Institutions						Expenditure on Institutions		
	For Boys			For Girls			For Boys		
	Government	Non-Government	Total	Government	Non-Government	Total	From Government Funds	From Local Board Funds	From Fees
1	2	3	4	5	6	7	8	9	10
Pre-Primary Schools	1	..	1	Rs. 5,949	Rs. ..	Rs. ..
Primary Schools	4,877	7,113	11,990	13	91	104	1,44,82,250	5,88,857	36,719
Junior Basic/Basic Primary Schools	266	693	959	..	63	63	11,75,557	4,05,126	952
Middle/Junior High Schools	195	150	345	2	10	12	23,77,884	40,966	95,321
Senior Basic Schools	12	12	24	1	..	1	3,17,309	4,944	..
High/Higher Secondary Schools	29	35	64	2	1	3	16,49,203	72,283	2,53,089
Technical and Industrial Schools	9	2	11	6,53,435
Other Institutions	1,489	265	1,754	35	3	38	43,24,560	2,205	..
<i>Total</i>	6,878	8,270	15,148	53	168	221	2,49,86,147	11,14,381	3,86,081

Table XIV-A—Statistics of Institutions meant exclusively for the Scheduled Castes Scheduled Tribes and Other Backward Classes—Institutions and Expenditure—(concl'd).

Type of Institution	Expenditure on Institutions								
	For Boys			For Girls					
	From Endowments etc.	From Other Sources	Total	From Government Funds	From Local Board Funds	From Fees	From Endowments etc.	From Other Sources	Total
11	12	13	14	15	16	17	18	19	20
	Rs.	Rs.	Rs.	Rs.	Rs.	Rs.	Rs.	Rs.	Rs.
Pre-Primary Schools	5,949
Primary Schools	1,02,358	4,12,765	1,56,22,949	91,686	9,661	8,084	1,09,431
Junior Basic/Basic Primary Schools	8,877	18,232	16,08,744	74,758	4,368	3,426	82,552
Middle/Junior High Schools	16,717	1,68,601	26,99,489	95,457	1,866	3,820	100	19,220	1,20,463
Senior Basic Schools	2,733	1,493	3,26,479	20,807	20,807
High/Higher Secondary Schools	25,082	1,19,471	21,19,128	1,14,135	..	3,171	..	5,444	1,22,750
Technical and Industrial Schools	513	5,877	6,59,825
Other Institutions	771	38,994	43,66,530	1,32,224	..	180	..	2,411	1,34,815
<i>Total</i>	1,57,051	7,65,433	2,74,09,093	5,29,067	15,895	7,171	100	38,585	5,90,818

Table XIV-B—Statistics of Education of the Scheduled Castes Scheduled Tribes and Other Backward Classes—Pupils, Scholarships and Examination Results

Type of Institutions	Number of Pupils						Number of Pupils in Approved Hostels			
	In Institutions for Scheduled Castes and Other Backward Classes:		In Other Institutions		Total		Attached to Institutions for Scheduled Castes and Other Backward Classes only		Attached to Other Institutions	
	Boys	Girls	Boys	Girls	Boys	Girls	Boys	Girls	Boys	Girls
1	2	3	4	5	6	7	8	9	10	11
Universities	2,882	132	2,882	132	553	35
Research Institutions	38	..	38	..	8	..	25	..
Arts and Science Colleges	75,122	5,550	75,122	5,550	16,130	1,407
Schools for General Education—										
Pre-Primary	22	8	3,117	2,831	3,139	2,839
Primary	4,16,589	1,61,639	45,95,167	18,08,659	50,11,756	19,70,298	2,678	365	9,165	7,225
Junior Basic/Basic Primary	54,473	16,000	13,18,577	2,35,291	13,73,050	2,51,291	66	..	459	420
Senior Basic	3,090	1,446	3,28,924	1,11,968	3,32,014	1,13,414	538	72	4,799	2,494
Middle/Junior High	20,418	3,909	6,17,645	1,22,908	6,38,063	1,26,817	5,438	656	14,716	2,157
High	8,874	1,052	7,55,585	1,43,186	7,64,459	1,44,238	3,186	286	45,630	10,052
Higher Secondary	318	4	1,74,763	9,523	1,75,081	9,527	100	..	4,161	1,182
Post—Basic
<i>Total</i>	5,03,784	1,84,058	77,93,778	24,34,366	82,97,562	26,18,424	12,036	1,379	78,930	23,530

Table XIV-B—Statistics of Education of the Scheduled Castes Scheduled Tribes and Other Backward Classes—Pupils, Scholarships and Examination Results—(contd.)

1	2	3	4	5	6	7	8	9	10	11
Institutions for Vocational and Special Education—										
Agriculture and Forestry	2,132	19	2,132	19	1,736	10
Arts and Crafts	28	..	427	1,089	455	1,089	115
Commerce	9,571	847	9,571	847	150	2
Engineering	93	..	5,515	5	5,608	5	93	..	2,829	..
Law	802	8	802	8	89	3
Medicine & Veterinary Science	4,750	713	4,750	713	2,430	299
Music and Dancing	63	..	260	144	323	144	5	2
Oriental Studies	1,013	557	9,118	647	10,131	1,204	17	..	1,108	20
Teachers Training—										
Basic	209	4	14,906	4,153	15,115	4,157	141	..	12,777	3,094
Non-Basic	327	45	4,628	2,566	4,955	2,611	313	45	2,021	1,362
Technical and Industrial	441	11	10,161	1,450	10,602	1,461	405	3	3,391	378
Others	52,878	12,387	4,57,458	48,201	5,10,336	60,588	3,944	236	4,691	711
<i>Total</i>	55,052	13,004	5,19,728	59,842	5,74,780	72,846	4,913	284	31,227	5,996
Grand Total	5,58,836	1,97,062	83,91,548	24,99,890	89,50,384	26,96,952	16,957	1,663	1,26,865	30,968

Table XIV-B—Statistics of Education of the Scheduled Castes Scheduled Tribes and Other Backward Classes—Pupils, Scholarships and Examination Results—(contd.)

Type of Institution	Scholarships, Stipends and Other Financial Concessions				Examination Results			
	Number		Total Value Per Annum		Number Appeared		Number Passed	
	Boys	Girls	Boys	Girls	Boys	Girls	Boys	Girls
12	13	14	15	16	17	18	19	20
Universities	1,942	100	9,60,473	50,178	669	43	502	22
Research Institutions	25	..	31,048	..	17	..	18	..
Arts and Science Colleges	43,708	3,449	1,46,39,798	11,54,315	31,288	2,188	11,950	1,006
Schools for General Education—								
Pre-Primary	71	43	71	43
Primary	5,09,994	1,71,760	22,18,608	5,38,373	5,09,463	160,437	4,03,630	1,18,838
Junior Basic/Basic Primary	55,638	8,866	5,71,790	58,212	1,52,410	25,884	1,21,811	19,584
Senior Basic	58,569	19,215	5,08,244	1,06,688	38,904	9,581	30,552	7,161
Middle/Junior High	1,09,992	23,552	35,07,654	510,630	1,60,836	23,851	1,22,532	16,653
High	1,82,553	30,719	87,34,799	13,50,942	1,66,259	27,771	1,00,811	18,163
Higher Secondary	49,267	3,653	34,17,155	1,99,990	38,087	1,958	22,798	1,212
Post.—Basic
Total	9,66,013	2,57,765	1,89,58,250	27,64,835	10,66,030	2,49,525	8,02,205	1,81,654

**Table XIV-B—Statistics of Education of the Scheduled Castes, Scheduled Tribes and Other Backward Classes—Pupils,
Scholarships and Examination Results—(concl'd.)**

12	13	14	15	16	17	18	19	20
Institutions for Vocational and Special Education—								
Agriculture and Forestry	1,416	5	5,62,432	2,622	1,057	11	958	10
Arts and Crafts	142	277	2,11,961	84,548	189	694	177	562
Commerce	913	32	2,49,392	3,796	5,418	361	2,997	285
Engineering	3,263	2	23,95,491	1,006	2,059	..	1,474	..
Law	418	5	179,411	1,942	221	1	107	..
Medicine and Veterinary Science	1,946	406	12,77,663	2,58,710	1,057	157	629	91
Music and Dancing	39	13	7,475	1,132	46	45	41	35
Oriental Studies	764	11	53,331	753	2,416	140	1,824	98
Teachers Training—								
Basic	11,071	3,237	22,23,621	5,87,494	8,989	1,854	7,548	1,572
Non-Basic	3,863	1,769	6,79,853	2,78,023	3,151	1,115	1,958	874
Technical and Industrial	5,027	455	13,29,966	73,619	3,842	351	3,262	287
Others	18,938	4,755	2,82,605	34,243	3,34,958	34,499	2,48,387	26,629
<i>Total</i>	47,800	10,967	93,62,601	13,27,978	3,63,403	39,228	2,69,362	30,443
Grand Total	59,488	2,72,281	4,39,52,170	52,97,306	14,61,407	2,90,984	10,84,037	2,13,125

Table XV—Distribution of Scholars Going Abroad for Further Studies

Name of the Country	Arts Subjects		Science Subjects		Education		Engineering		Architecture and Design		Technology and Industry		Medicine & Veterinary Science		Agriculture & Forestry		Law	
	Men	Women	Men	Women	Men	Women	Men	Women	Men	Women	Men	Women	Men	Women	Men	Women	Men	Women
1	2	3	4	5	6	7	8	9	10	11	12	13	14	15	16	17	18	19
U.S.A.	106	37	205	14	28	20	576	3	12	..	109	4	106	18	55	1	11	..
U.S.S.R.	1	141	1	..	1
Canada	5	1	24	1	24	..	2	..	2	..	11	..	6
Japan	1	1	1	2	1
Holland
Ireland	1	..	2	6
U. K.	84	19	79	5	11	24	318	1	15	..	110	2	364	44	11	..	12	1
France	5	3	9	1	9	..	1
Germany (West)	10	3	46	4	316	..	3	..	79	..	37	6	1
Switzerland . . .	1	2	2	1	4	1	..	1
Austria	15	2
Other European Countries.	3	..	1	23	3	..	4	..	2
Australia	1	15	3
Poland	1

Table XV--Distribution of Scholars Going Abroad for Further Studies--(contd.)

1	2	3	4	5	6	7	8	9	10	11	12	13	14	15	16	17	18	19
New Zealand	4
Netherland	9	1	3	2	..	1	..	1
China	2
Italy	3	1	1	1	..	3	4
Egypt	3
Belgium	1
Sweden	1	3	..	1	..	3	..	2	2
Denmark	1	..	1
Philippines	1	2
Spain
Turkey	2
Iraq	1
Indonesia	1
Malaya	1
Sudan	1
Belivia	1
West Asia
<i>Total</i>	240	69	372	25	39	44	1,428	4	33	..	324	6	554	76	83	1	23	1

Table XV—Distribution of Scholars Going Abroad for Further Studies—(contd.)

Name of the Country	Commerce		Journalism		Banking & Insurance		Fine Arts		Nursing		Library Science		Other Subjects		Total		Number of Stipendiary Students included in Columns (35) & (36)	
	Men	Women	Men	Women	Men	Women	Men	Women	Men	Women	Men	Women	Men	Women	Men	Women	Men	Women
20	21	22	23	24	25	26	27	28	29	30	31	32	33	34	35	36	37	38
U.S.A.	97	4	5	2	2	..	3	..	1	8	4	3	63	14	(a) 1,394	(a) 130	645	77
U.S.S.R.	1	144	..	144	..
Canada	1	7	..	82	2	45	2
Japan	3	..	8	2	6	..
Holland
Ireland	9	..	1	..
U.K.	182	4	1	7	..	1	3	5	2	58	8	(b) 1,202	(b) 114	230	15
France	25	3	20	1
Germany (West)	3	1	(c) 497	14	241	6
Switzerland	1	5	10	8	2	..

(a) Subjects of study of 11 men and 2 Women students not known.
 (b) Subjects of study of 4 men and 1 woman students not known.
 (c) Subjects of study of 2 men students not known.

Table XV—Distribution of Scholars Going Abroad for further Studies—(concl'd.)

20	21	22	23	24	25	26	27	28	29	30	31	32	33	34	35	36	37	38
Austria	1	15	2	2	..
Other European Countries.	2	1	..	39	..	35	..
Australia	3	..	22	..	14	..
Poland	1
New Zealand	4
Netherland	3	2	19	3	13	2
China	2	..	4	..	3	..
Italy	1	3	..	12	5	9	5
Egypt	3	..	3	..
Belgium	1
Sweden	1	2	..	13	2	9	1
Denmark	2	..	4	..	1	..
Philippines	1	3	1
Spain
Turkey	2	..	2	..
Iraq	1
Indonesia	1	2	..	2	..
Malaya	1	..	1	..
Sudan	1
Bolivia	1	..	1	..
West Asia	(d) 1
<i>Total</i>	282	8	6	2	2	..	14	1	2	11	9	5	151	31	3,580*	287	1,429	100

(d) Subjects of study of 1 man student not known.

*Subjects of study of 18 men and 3 women students not known.

Table XVI—State Educational Service

Branch		Total Number of Posts				Number of Posts filled up by							
						Direct Recruitment				Promoted Officers			
		Class I	Class II and Others	Unclassified	Total	Class I	Class II and Others	Unclassified	Total	Class I	Class II and Others	Unclassified	Total
1	2	3	4	5	6	7	8	9	10	11	12	13	
Direction	Men	118	104	..	222	22	16	..	38	89	66	..	155
	Women	5	7	..	12	2	1	..	3	3	5	..	8
	All Persons	123	111	..	234	24	17	..	41	92	71	..	163
Inspection	Men	100	723	..	823	13	151	..	164	79	506	..	585
	Women	20	86	..	106	2	17	..	19	18	65	..	83
	All Persons	120	809	..	929	15	168	..	183	97	571	..	668
Teaching—													
Collegiate	Men	568	4,552	..	5,120	245	2,970	..	3,215	231	981	..	1,212
	Women	37	569	..	606	12	331	..	343	23	150	..	173
	All Persons	605	5,121	..	5,726	257	3,301	..	3,558	254	1,131	..	1,385
School	Men	45	1,565	..	1,610	11	135	..	146	24	1,204	..	1,228
	Women	3	334	..	337	1	43	..	44	2	265	..	267
	All persons	48	1,899	..	1,947	12	178	..	190	26	1,469	..	1,495
Others	Men	32	200	..	232	10	76	..	86	18	96	..	114
	Women	7	..	7	..	5	..	5	..	2	..	2
	All Persons	32	207	..	239	10	81	..	91	18	98	..	116
Total	Men	863	7,144	..	8,007	301	3,348	..	3,649	441	2,853	..	3,294
	Women	65	1,003	..	1,068	17	397	..	414	46	487	..	533
	All Persons	928	8,147	..	9,075	318	3,745	..	4,063	487	3,340	..	3,827

Table XVI—State Educational Service—(concl'd.)

Branch		Number of Posts filled up by				Number of Posts Vacant or held in abeyance			
		Officiating Arrangements				Class I	Class II and Others	Unclassified	Total
		Class I	Class II and Others	Unclassified	Total				
14	15	16	17	18	19	20	21	22	
Direction	Men	5	9	..	14	2	13	..	15
	Women	1	..	1
	All persons	5	10	..	15	2	13	..	15
Inspection	Men	1	42	..	43	7	24	..	31
	Women	3	..	3	..	1	..	1
	All Persons	1	45	..	46	7	25	..	32
Teaching— Collegiate	Men	55	312	..	367	37	289	..	326
	Women	2	71	..	73	..	17	..	17
	All Persons	57	383	..	440	37	306	..	343
School	Men	5	143	..	148	5	83	..	88
	Women	16	..	16	..	10	..	10
	All Persons	5	159	..	164	5	93	..	98
Others	Men	2	17	..	19	2	11	..	13
	Women
	All Persons	2	17	..	19	2	11	..	13
Total	Men	68	523	..	591	53	420	..	473
	Women	2	91	..	93	..	28	..	28
	All Persons	70	614	..	684	53	448	..	501

APPENDIX A

State Educational Directorate and Inspectorate

Designation	Number of Posts	Proscribed Minimum Educational Qualifications	Pay Scale	Duties
1	2	3	4	5

Rs.

ANDHRA

MEN'S BRANCH

Director of Public Instruction and Director of Public Libraries.	1	Not proscribed	1,500—150/2—1,800	Head of the Education Department and Commissioner for Government Examination. Also incharge of administration of Public Libraries
Director of Technical Education .	1	Engineering degree with 5 year's practical and 10 year's teaching experience.	1,500—75—1,800	Administration
Deputy Director of Public Instruction (Andhra Area).	3	Trained post graduate with 3 years' administrative and inspection experience of Secondary and Elementary Schools.	500—50/2—600—100/2—1,000 <i>plus</i> special pay of Rs. 50.	Assists the Director in the discharge of his duties
Deputy Director of Public Instruction (Telangana area).	1	Trained post-graduate for direct recruitment and trained graduate for recruitment by promotion.	600—30—720—EB—40—1,000	Assist the Director of Public Instruction and incharge of Secondary Education
Deputy Director of Technical Education.	1	Not proscribed	600—1,000	Administration

APPENDIX A

State Educational Directorate and Inspectorate—(contd.)

Designation	Number of Posts	Prescribed Minimum Educational Qualifications	Pay Scale	Duties
1	2	3	4	5

Rs.

ANDHRA—(contd.)

MEN'S BRANCH—(contd.)

Regional Deputy Director of Public Instruction (Telangana area).	1	Trained post-graduate for direct recruitment and trained graduate for recruitment by transfer.	600-30-720-EB-40-1,000	Inspection of District Educational Offices
Regional Deputy Director of Public Instruction (Andhra area).	3	Do.	500-50/2-600/100/2-1,000	Incharge of Secondary and Elementary Education, Inspection of Secondary and Training Schools and control of inspecting staff
Assistant Director of Public Instruction (Andhra area).	1	Do.	230-30/2-260/40/2-500	Assists the Director, Incharge of Secondary Education, Boarding Homes, Oriental Schools and C.P. P.F. etc
Assistant Director of Public Instruction (Telangana area).	3	Do.	250-15-370-EB-15-430-20-550.	Assist the Director in administration, finance and planning
Assistant Director of Technical Education.	3	Not prescribed	300-600	Administration.
Special Officer for the Administration of the Libraries Act and Audio Visual Education.	1	Graduate trained in Library Science and methods of audio-visual education	230-30/2-260-40/2-700	Assists the Director in Administration of libraries and Audio-visual Education and Social Education

Special Officer for Basic Education	1	Trained post-graduate for direct recruitment and trained graduate for recruitment by transfer.	250-15-370-EB-15-430-20-550.	Assists the Director in organisation of Basic Education.
Basic Education Officer	2	Do.	230-30/2-260-40/2-500	Inspection of all basic training schools and control over basic schools.
Inspector of Games and Sports	1	Graduate with diploma in Physical Education.	250-15-370-EB-15-430-20-550.	Incharge of conducting games and sports.
Chief Inspector of Physical Education (Andhra area).	1	Do.	230-30/2-260-40/2-500	Inspection of Physical education in Schools and supervision of Physical education inspecting staff.
Inspector of Physical Education (Telangana area).	1	Do.	250-15-370-EB-15-430-20-550.	Incharge of Physical Education and inspection of secondary schools.
District Education Officer (Telangana area).	10	Trained Graduate	Do.	Inspection, Administration and enquiries of primary and middle schools (Boys).
District Education Officer (Andhra area).	17	Trained post-graduate for a direct recruit and trained graduate in case of promotee.	230-30/2-260-40/2-500	Inspection of Secondary and Training Schools for boys and control over elementary schools.
Hindi Education Officer	1	Trained graduate	Do.	Assists the Director in all matters relating Hindi-Conduct of Seminar etc.
Joint District Educational Officers	2	Trained post-graduate for direct recruitment and trained graduate for recruitment by transfer.	Do.	Inspection of Secondary School.
Deputy Inspector of Schools (Andhra area)—				
Senior Grade	150	Trained Graduate	(i) 165-5-205-10-245 (Grade I) (ii) 85-5-125-10-175 (Grade II)	Inspection of Elementary Schools.

APPENDIX A

State Educational Directorate and Inspectorate—(contd.)

Designation	Number of posts	Prescribed Minimum Educational Qualifications	Pay Scale	Duties
1	2	3	4	5
Ra.				
ANDHRA—(concl'd.)				
MEN'S BRANCH—(concl'd.)				
Junior Grade	133	Trained graduate for a direct recruitment and secondary grade teachers' certificate in case of promotees.	65—4—105—5—125	Inspection of Elementary Schools
Propaganda Deputy Inspector	2	Trained graduate	(i) 165—5—205—10—245 (Grade I). (ii) 85—5—125—10—175 (Grade II).	Incharge of adult education and inspection of adult literacy centres
Deputy Inspector of Schools (Telangana area).	120	Do.	(i) 154—275 (ii) 130—190 (iii) 81—130	Inspection of elementary schools
WOMEN'S BRANCH				
Assistant Deputy Director of Public Instruction.	1	Trained graduate.	250—250—15—370—EB—15—430—20—550.	Assists the Director in administration and inspection of girls' secondary schools
Inspectress of Physical Education	1	Graduate with diploma in physical education.	250—15—370—EB—15—430—20—550	Incharge of physical education and inspection of girls' secondary schools
Inspectress of Girls' Schools	2	Trained post-graduate for direct recruitment and trained graduate for recruitment by promotion.	230—30/2—260—40/2—500	Inspection of secondary and training schools for girls

ASSAM

MEN'S BRANCH

Director of Public Instruction	1		1,000—50—1,500	Incharge of Education Department and Educational Adviser to the government	
Additional Director of Public Instruction	1		•	Assists Director in all matters	
Deputy Director of Public Instruction (Technical)	1		800—50—1,150	Assists Director in the matter of technical education	
Assistant Director of Public Instruction—		} Post-graduate degree			
(i) General	1			Assists Director in all matters	
(ii) Arts	1			Assists Director in the matter of Tribal Education	
(iii) N.C.C.	1			350—25—450—30—480—EB—30—660—35—800 plus special pay Rs. 200	Assists Director in the matter of N.C.C. Education
(iv) Basic Education	1			Assists Director in the matter of Basic Education	
Special Officer (Planning)	1	Do.	350—25—450—30—480—EB—30—660—36—800 plus special pay Rs. 150	Assists the Director in planning educational development schemes	
Inspector of Schools	4	Do.	Do.	Inspection and supervision of primary and secondary education	
Special Officer (Social Education)	1	Graduate with diploma in Social Education.	250—25—400—EB—25—450—30—600—EB—30—750 plus special pay Rs. 200.	Inspection, supervision and organisation of Social Education	
Special Officer (Basic Education)	1	Graduate with diploma in Basic Education.	Do.	Inspection, supervision and organisation of Basic Education	

APPENDIX A

State Educational and Directorate Inspectorate—(contd.)

Designation	Number of posts	Prescribed Minimum Educational Qualifications	Pay Scale	Duties
1	2	3	4	5

Rs.

ASSAM—(contd.)

MEN'S BRANCH—(contd.)

Assistant Inspector of Schools—				
(a) General	3	Graduate	200—20—300—EB—20—400— EB—25—600	Assists Inspector in all matters Assists Inspector in matters of education in Plain Tribal areas Assists Inspector in matter of education in hill areas Assists Inspector in Connection with Sanskrit Education Assists Inspector in connection with Muslim Education
(b) For Plains Tribal Education.	2			
(c) For Hills	1			
(d) For Sanskrit Education	1			
(e) For Muslim Education	1			
Deputy Inspector of Schools	22	Do.	200—20—300—25—400—EB—25— —500.	Inspection of Primary and Middle Schools (both Basic and Non Basic) and Social Education Centres .
Additional Deputy Inspector of Schools.	6	Do.	Do.	Assists Deputy Inspector in all matters

Inspector of Physical Education	4	Graduate with diploma in Physical Education	125-7½-155-9-245-EB-10 275.	Inspection and organisation of works of Physical Education
Sub-Inspector of Schools	87	Graduate	Do.	Assists Deputy Inspector of Schools and Inspection of Primary Schools
Assistant Sub-Inspector of Schools	84	Trained Matric	75-3-105-EB-4-125	Assists sub-Inspector in all matters

WOMEN'S BRANCH

Asstt. Inspectress of Schools--				
(i) General	1	} Graduate	} 200-20-300-25-400-EB- 25-500.	Assists Inspector in respect of female education Assists Inspector in respect of female education in Hill areas
(ii) For Hills	1			
Inspectress of Physical Training	2	Graduate with diploma in Physical Education	125-275	Inspection and Organisation of Physical Education for girls

BIHAR

MEN'S BRANCH

Director of Public Instruction	1	An eminent educationist with experience and administrative ability of Higher order	1,300-100-2,000	Controls Education Department and is immediately responsible to government
Joint Director (Training)	1	Do.	350-25-650-EB-35-1,000 <i>plus</i> Rs 150 as special pay	To control, organise and administer all training institutions
Deputy Director of Education	7	Do.	Do.	Assists the Director in the discharge of his duties
Inspector of Schools	4	Trained graduate with experience and administrative ability	350-25-650-EB-35-1,000	Inspection of all institutions (other than colleges) and specially of High and Senior Training Schools

APPENDIX A

State Educational Directorate and Inspectorate—(contd.)

Designation	Number of Posts	Prescribed Minimum Educational Qualifications	Pay Scale	Duties
1	2	3	4	5

Rs.

BIHAR—(contd.)

MEN'S BRANCH—(contd.)

District Inspector of Schools	17	Trained Graduate	} 200—20—220—25—320—EB— 25—670—EB—20—750	Inspection of all kinds of schools including basic schools and social education centres. Supervision of basic schools and social education centres
Superintendent of Basic and Social Education	4	Basic trained graduate		
Assistant Director of Education (Sanskrit)	1	A distinguished Sanskrit scholar having good knowledge of English and administrative ability	Do.	Inspection of Sanskrit Colleges, Tols, and Vidyalayas. Adviser to the Director relating Sanskrit Education
Assistant Director of Education (Islamic)	1	Alim or Fazil and graduate with Arabic as special subject	Do.	Inspection of Madrasas. Assists the Director in respect of Islamic and Arabic Education
Assistant Director of Education (Planning)	1	Trained graduate . . .	Do.	Assists the Director for Planning of educational development schemes
Assistant Director of Education (Basic)	1	Basic trained graduate . . .	Do.	Assists the Director in respect of Basic Education

Assistant Director of Education (Primary)	1	Trained graduate	Do.	Assists the Director in planning of Primary Education
Inspector of Students' Residence	1	Do.	Do.	Supervises, inspects and controls the approved hostels in Patna and Bankipur
Sub-Divisional Education Officer	37	Do.	Do.	Inspection of High, Middle and J. T. Schools and supervision of subordinate office
Deputy Inspector of Schools . .	58	Do.	150-10-230-EB-15-350	Inspection of Middle, Primary Schools and Social Education Centres in the sub-division
Deputy Superintendent of Physical Education	16	Trained graduate in Physical Education	Do.	Supervision and organisation of Physical Education in Schools
Assistant Superintendent of Sanskrit Education	1	Post-graduate degree in Sanskrit	Do.	Inspection and supervision of Sanskrit institutions
Deputy Superintendent of Education—				
(i) Headquarter	1	Trained Graduate	Do.	Assists Director in Post War Planning
(ii) Basic	22	Basic Trained graduate	Do.	Inspection of Senior and Junior Basic Schools
(iii) Hindi Prachar Scheme . .	2	Trained graduate	Do.	Inspection and supervision of Hindi training centres
Junior Planning Officer	2	Do.	Do.	Assists the Director in the implementation of development schemes of Five Year Plan
Crafts Inspector	1	Specialist in Basic Crafts of spinning etc.	Do.	Inspection of crafts work in all Basic Schools
Assistant Inspector of Basic Schools	2	Basic trained graduate	Do.	Inspection and supervision of Basic Schools

APPENDIX A

State Educational Directorate and Inspectorate—(contd.)

Designation	Number of Posts	Prescribed Minimum Educational Qualifications	Pay Scale	Duties
1	2	3	4	5

Rs.

BIHAR—(concl'd.)

MEN'S BRANCH—(concl'd.)

Sub-Inspector of Schools	666	Trained graduate	100—5—130—EB—6—190	Inspection of Primary Schools, Libraries and Social Education Centres
Special Inspecting Officer for Tharuhat area	1	Matric	75—4—95—EB—5—120—5—130—150	Inspection of the Education of Tharuhat pupils

WOMEN'S BRANCH

Deputy Directress of Education	1	Trained graduate	350—25—650—EB—35—1,000 <i>plus special pay of Rs. 150</i>	Inspection of girls' High Schools and adviser to the Director in respect of female education
Inspectress of Schools	1	Do.	350—25—650—EB—35—1,000	Inspection, supervision, administration and organisation of female education
District Inspectress of Schools	9	Do.	200—20—220—25—320—EB—25—670—EB—20—750	Inspection of girls' High and Middle Schools and special classes of needle work for females
Deputy Inspectress of Schools	25	Do.	150—10—230—EB—15—350	Inspection of Middle and Primary Schools for girls

BOMBAY

MEN'S BRANCH

Director of Education	1	Post graduate degree with sufficient administrative experience	2,000—100—2,100—200—2,500	Incharge of the Education Department and adviser to the Government in educational matters
Director of Technical Education	1	High academic qualification in Technical Education	1,300—50—1,600	Incharge of the Department of Technical Education
Joint Director of Education	1	Do.	Do.	Assists the Director in respect of administration, policy etc.
Deputy Director of Education	7	Post-graduate degree with sufficient administrative experience	350—30—650—EB—45—1,100 <i>plus special pay of Rs. 150</i>	Assists the Director in the discharge of his duties
Regional Deputy Director of Education	3	Do.	Do.	Administrative head of the region
Assistant Director of Training	1	Graduate in Engineering	350—30—650—EB—45—1,100	Inspection and control of Industrial Training Institutions and Planning of craftsmen Training Scheme
Officer on Special Duty	1	Do.	Do.	Assists the Director of Technical Education
Officer on Special Duty (Planning)	1	Do.	400—25—600—50—700	Assists the Director in Planning Technical Education
District Educational Inspector	20	High academic qualifications with sufficient administrative experience and preferably a teaching experience	350—30—650—EB—45—1,100	Inspection of Secondary and Special Schools for boys and Primary Training Institutions for Men and supervision of Primary education in general
Divisional Superintendent of Education	4	Do.	Do.	Do.
District Education Inspector	4	Do.	220—15—400—EB—20—500—EB—25—650 <i>plus special pay of Rs. 50/40</i>	Do.
Special Officer (Educational) (Kutch).	1	Do.	Do.	Do.

APPENDIX A

State Educational Directorate and Inspectorate--(contd.)

Designation	Number of Posts	Prescribed Minimum Educational Qualifications	Pay Scale	Duties
1	2	3	4	5
R ⁷ .				
BOMBAY—(concl'd.)				
MEN'S BRANCH—(concl'd.)				
District Inspector of Schools	18	High academic qualifications with sufficient experience and preferably a teaching experience	220—15—400—EB—20—500— EB—25—650	Inspection of Secondary and Special Schools for boys and Primary Training Institutions for Men and supervision of Primary education in general
Inspectors—				
(a) For Technical Education	3	Graduate in Engineering	350—30—650—EB—45—1,100	Inspection of Technical and Industrial education
(b) For Drawing and Craft work	1	High proficiency certificate/Diploma in Drawing with administrative experience	Do.	Inspection of all Secondary education so far as teaching of Drawing and Craft work is concerned
(c) For Visual Education	1	High academic qualifications with a certificate of training in Visual Education	Do.	Incharge of Visual Education in all institutions
(d) For Physical Education	4	Trained Post-graduate degree with diploma in Physical Education.	220—15—400—EB—20—500— EB—25—650	Inspection of Physical Education in all institutions
Deputy Educational Inspector	21	Trained graduate with 5 years administrative or inspecting experience	Do.	Inspection of Primary, Middle and Secondary Schools for boys

Deputy Inspector of Technical Education	2	Graduate in Engineering	Do.	Assists Inspector in inspecting technical education
Assistant Educational Inspector	3	Trained graduate with sufficient inspecting experience	Do	Assists the inspector in inspection of Secondary and Special Schools for boys and training institutions for men
Assistant Inspector—				
(i) For Training	3	Graduate in Engineering with 3 years teaching experience and ability in organisation and administration	Do.	Inspection of Industrial and Training Institutions/Centres
(ii) For Drawing and Craft Work	2	Matric with Art Master's Certificate	Do.	Assists the inspector in inspection of drawing and craft work
(iii) For Commercial Schools	1	Commerce graduate	Do.	Assists Chief Inspector of Commerce Schools in inspection work
Assistant Deputy Educational Inspector	806	(i) Trained graduate (ii) Trained Primary teacher	73—5—130—6—160—8—200 70—5—140	Inspection and supervision of Primary and Basic Schools
Assistant Deputy Educational Inspector for Physical Education	39	Trained graduate with diploma in Physical Education	70—5—130—EB—6—160—8—200	Inspection and supervision of Physical Education in Primary and Secondary Schools

WOMEN'S BRANCH

Inspectress of Girls' Schools	3	Trained post-graduate with sufficient administrative experience and preferably a teaching degree	350—30—650—EB—45—1,100	Inspection of Secondary and Special Schools for girls and training institutions for women
District Inspectress of Schools	3	Do.	220—15—400—EB—20—500 EB—25—650	
Assistant Inspectress of Girls' Schools	2	Trained graduate with sufficient teaching experience	Do.	Inspection of Secondary and Special Schools for girls and primary training institutions and supervision of primary education in general
Assistant Deputy Educational Inspectress	74	(i) Trained graduate (ii) Trained Primary teacher	(i) 70—5—130—EB—6—160—8—200 (ii) 70—5—120—EB—5—140	Assists the Inspectress of Girls' Schools in the inspection work Inspection of Primary and Secondary Schools for girls

APPENDIX A
State Educational Directorate and Inspectorate—(contd.)

Designation	Number of Posts	Prescribed Minimum Educational Qualifications	Pay Scale	Duties
1	2	3	4	5

Rs.

JAMMU & KASHMIR

MEN'S BRANCH

Director of Education . . .	1	Post-graduate degree . . .	1,200—60—1,500 . . .	(i) Over all control and administration of Education Department and adviser to the Government on educational matters (ii) Office work (iii) Inspection of Colleges, High and Higher Secondary Schools
Deputy Director of Education . . .	1	Do.	500—25—700/40—800 . . .	Assists the Director in the discharge of his duties
Provincial Deputy Director of Schools (Boys)	2	Post-graduate degree with foreign training in education	Do.	Besides office work Inspection of High and Higher Secondary Schools in the Province
Director of Physical Education	1	Post-graduate/Graduate degree with diploma in Physical Education	200—15—350 . . .	Organisation of Physical Education in Institutions
Tehsil Education Officers . . .	29	Trained graduate . . .	Do.	Inspection and administration of Primary and Middle Schools

WOMEN'S BRANCH

Officer on Special Duty . . .	1	Trained graduate with diploma in education (London)	420—25—600	Assists the Director of Education
Chief Inspectress of Education . .	1	Trained graduate	400—25—600	Over all control of female education and inspection of girls' schools
Inspectress of Schools	4	Do.	200—15—350	Assists the Chief Inspectress

KERALA

MEN'S BRANCH

Director of Public Instruction—				
(a) For Collegiate Education . . .	1	Graduate	700—900	Direction of Collegiate Education
(b) For Secondary Education . . .	1	Do.	Do.	Direction of Secondary Education
(c) For Text Books and Examination	1	Do.	Do.	Direction for prescription, printing and sales of Text Books and conducting of examination
Additional Director of Public Instruction	1	Do.	Do.	Direction of Primary Education
Deputy Director of Social Education	1	Graduate with training in Social Education	450—30—600	Direction of Social Education
Assistant Director of Finance . . .	1	Graduate with department tests	Do.	Assists the Director in financial matters
Basic Education Officer	1	Graduate with training in Basic Education	300—25—500	Incharge of Basic Education
Hindi Education Officer	1	Graduate with knowledge in Hindi	Do.	Incharge of Hindi Education

APPENDIX A

State Educational Directorate and Inspectorate—(contd.)

Designation	Number of Posts	Prescribed Minimum Educational Qualifications	Pay Scale Rs.	Duties
1	2	3	4	5

KERALA—(contd.)

MEN'S BRANCH—(contd.)

District Educational Officer . . .	17	Trained graduate	250—20—350—25—400	Control and Inspection of Secondary Schools
District Social Education Officer	5	Graduate with training in Social Education	Do.	Inspection and supervision of Social Education work
Assistant Educational Officer	119	Trained graduate	150—10—250	Inspection of Middle and Primary Schools
Muslim Education Officer	1	Trained graduate with Arabic	Do.	Assists the Director in connection with Muslim education

MADHYA PRADESH

MEN'S BRANCH

Director of Public Instruction	1	Trained Post-graduate	1,250—50—1,500	Head of the Education Department Chief controlling officer of all non-collegiate education and training colleges and ex-office chairman of the Secondary Education Boards in the State
--	---	---------------------------------	--------------------------	---

Joint Director of Public Instruction	1	Degree in Engineering/Technology with teaching/administrative experience	1,000—50—1,250	Direction and administration of all technical and vocational institutions in the State
Deputy Director of Public Instruction	3	Trained post-graduate or Honours degree	500—30—800	Assists the Director in Secondary and Social Education and integration in the department
Deputy Director of Public Instruction	1	Do	350—350—25—500—500—EB—25—700—700—EB—30—850	Assists the Director in respect of Primary and Basic Education
Deputy Director of Education (Regional)	3	Trained graduate	500—30—800	To inspect, control and administer Secondary and Primary Schools and Libraries etc. in the region
Assistant Director of Public Instruction	4	Do.	(i) One in the grade of 350—350—25—500—EB—25—700—700—EB—30—850 (ii) Two in the grade of 300—20—500 (iii) One in the grade of 225—225—15—400	Assists the Director in Vindhya Pradesh Region Assists the Director and Deputy Director in administration of Secondary Education and assembly education Assists the Director and Deputy Director in the matter of Basic Education
Divisional Superintendent of Education	4	Do.	350—350—25—500—500—EB—25—700—700—EB—30—850	To inspect, control and administer Secondary and Primary Schools and Libraries etc. in the regions
Officer on Special Duty (Planning)	1	Do.	Do.	Assists the Director in the matter of planning and implementation, N.C.C., A.C.C. and physical education work
Officer on Special Duty (General)	1	Do.	Do.	Assists the Director in general matters
Officer on Special Duty (Planning)	1	Do.	200—20—400	Assists the officer on Special Duty (Planning)

APPENDIX A

State Educational Directorate and Inspectorate—(contd.)

Designation	Number of Posts	Prescribed Minimum Educational Qualifications	Pay Scale	Duties
1	2	3	4	5

Rs

MADHYA PRADESH—(contd.)

MEN'S BRANCH—(contd.)

Inspector of Technical Education	1	Graduate in Engg., with 5 year's practical experience	350—350—25—500—500—EB—25—700—700—EB—30—850	Assists the Joint Director in the administration of technical education
Senior Medical Inspector (M.B.)	1	M.B.B.S.	225—225—250—15—400	Examines the health of students
Junior Medical Inspector (M.B.) .	1	Do.	150—10—350	Do.
Inspector of Vocational Guidance .	1	Not prescribed	200—10—350	Inspection of Vocational centres
District Inspector of Schools (M.B.)	16	Trained Graduate	250—20—550	To inspect, administer and control the primary and middle schools and libraries
District Inspector of Schools (other region)	28	Do.	225—225—250—15—400	Do.
Community Centre Organiser .	1	Trained Graduate/Matric Trained	Do.	To inspect, administer and control the community centres in Jabalpur district and integration of library schemes

Deputy Inspector of Schools	13	Trained Graduate	250—10—350	Assists the District Inspector in primary and social education and libraries in the district
Social Education Officer (V.P.)	4	Graduate	225—225—250—15—400	Incharge and organiser of Adult Education
Superintendent Audio Visual Education	1	Graduate in Science with diploma in Audio Visual Education	250—600	Direction and administration of Audio-Visual Education
Assistant District Inspector of Schools (Gazetted M.B.)	103	Trained Graduate/Matric Trained	150—10—250	Inspection of Primary Schools
Assistant District Inspector of Schools	191	Do.	100—5—200	Do.
Games Inspector	1	Not prescribed	200—10—300	Direction and guidance in respect of sports and games

WOMEN'S BRANCH

Inspectress of Schools	2	Trained Graduate	350—350—25—500—500—EB—25—700—700—EB—30—850	Inspection, administration and control of Secondary and Primary Education
Inspectress of Girls' Schools	5	Do.	250—20—550	Do.
District Inspectress of Schools	5	Do.	225—225—250—15—400	Inspection, administration and control of Primary and Middle Schools and libraries in the district
Assistant District Inspectress of Schools	17	Matric Trained/Trained Graduate	125—150—250	Inspection of Primary Schools
Assistant District Inspectress of Schools (M.B.)	7	Do.	150—10—300	Do.

APPENDIX A

State Educational Directorate and Inspectorate—(contd).

Designation	Number of Posts	Prescribed Minimum Educational Qualifications	Pay Scale	Duties
1	2	3	4	5
Rs.				
MADRAS				
MEN'S BRANCH				
Director of Public Instruction	1	Trained Post-graduate with administrative experience	1,500—150—2—1,800 . . .	In-charge of the Education Department, Commissioner for Government Examination and Director of Public Libraries
Deputy Director of Public Instruction	3	Trained Post-graduate with administrative or teaching experience	600—100/2—1,000 <i>plus</i> special pay of Rs. 50	Assists Director in the Administration of the Department
Additional Deputy Director of Public Instruction	1 (Not filled)	Do.	600—100/2—1,000 . . .	Do.
Divisional Inspector of Schools	2	Trained Post-graduate with administrative or teaching experience	Do.	Control and Supervision of Inspecting staff
Special Officer for Libraries and Adult Education	1	Trained Post-graduate for direct recruitment and trained graduate for a promotee	230—30/2—260—40/2—500—50/2—700	Assists Director in respect of Social Education and Public Libraries

District Educational Officer	24	Trained Post-graduate with 12 years teaching experience for direct recruit and trained graduate for promotee	230—30/2—260—40/2—500—50/2—700 Revised Scales: I (Grade I) 300—40/2—500—50/2—800 II (Grade II) 230—30/2—260—40/2—500	Inspection of Secondary, Special and Training Schools and control of Elementary Schools in the district
Technical Education Officer	1	Graduate in engineering with 4 years practical experience and teaching experience for not less than one year	230—30/2—260—40/2—500—50/2—700	Assists the Director in respect of Technical Education
Chief Inspector of Physical Education	1	Graduate with a diploma of the Y.M.C.A. College of Physical Education, Saidapet	Do.	Inspection of Physical educational activities in Schools and supervision of the work of Regional Physical Inspectors, Adviser to the Govt. in boys physical educational matters
Inspector of Anglo-Indian Schools	1	Trained Post-Graduate for direct recruit and trained graduate for a promotee	Do.	Inspection of Anglo Indian Schools
Special Officer for Audio Visual Education	1	Ad hoc rules not yet prescribed	230—30/2—260—40/2—340	Assists the Director in respect of Audio Visual Education.
Regional Physical Inspector	5	Graduate with Diploma in Physical Education	200—10—250 (Grade II) 100—5—140—10—190 (Grade II)	Inspection of Secondary and Training Schools in respect of Physical Education for boys
Deputy Inspector of Schools—				
(a) Senior Grade	160	Trained Graduate	(i) 165—5—205—10—245 (Grade I) (ii) 85—5—125—10—175 (Grade II) plus a personal pay equal to the difference between the grade pay and Rs. 100 where it is less than 100	Inspection of Elementary and Basic Schools
(b) Junior Grade	115	Trained graduate for Direct recruitment and Secondary grade Training certificate in case of a promotee	65—5—105—5—125	Inspection of Elementary and Basic Schools

APPENDIX A

State Educational Directorate and Inspectorate—(contd.)

Designation	Number of Posts	Prescribed Minimum Educational Qualifications	Pay Scale	Duties
1	2	3	4	5

Rs.

MADRAS—(contd.)

WOMEN'S BRANCH

Inspectresses of Girl's schools	4	Trained Post-graduate for a direct recruit and trained graduate in case of promotee	230—30/2—260—40/2—500/2—700 Revised Scales:— Grade I 300—800 Grade II 230—500	Inspection of Secondary and Training Schools for Women
Women specialist in Physical Education	1	Graduate with diploma in Physical Education	230—30/2—260—40/2—500—50/2—700	Inspection of Physical Education in institutions for Women and Adviser to the Government on Physical Educational matters

MYSORE

MEN'S BRANCH

Director of Public Instruction and Director of Technical Education	1	Graduate	1,200—100—1,500	Direction and Administration of the Education Department
Joint Director of Technical Education	1	Degree in Technical Education .	1,000—50—1,200	Direction and Administration of Technical Education
Senior Deputy Director of Public Instruction	1	Graduate	800—40—1,000—50—1,200 .	Assists the Director

Deputy Director of Public Instruction—					
Head-Quarters	1	Do.	550—30—700—40—860	Do.	
Divisional	5	Do.	Do.		Administration of all grades of Schools in the respective Divisions and Inspection of High Schools and Training Institutions
Secretary, Regional Social Education	1	Graduate with training in Social Education	200—20—400		Inspection and Administration of Social Education in Bombay Karnataka
Distt. Social Education Organiser .	4	Do.	200—350		Inspection and Administration of Social Education
District Education Officer	11	Graduate	300—25—550—30—700		Administration of Middle and Primary Schools and Inspection of Middle Schools
District Education Officer	1	Do.	200—20—400		General Administration of Primary Education and Inspection of High Schools
Special Officer, Audio-visual Education	1	Do.	Do.		Inspection of Audio Visual Education work in High Schools
Chief Inspector of Commercial Schools	1	Do.	300—25—550—30—700		Inspection of Commercial Schools and conduct of commercial examination Board
Chief Medical Inspector of Schools	1	Medical graduate with foreign qualification	500—800		Medical Inspection of School children in all grades
Medical Inspector of Schools	1	Do.	250—400		Do.
Medical Inspector of Schools	1	Degree or Diploma of Medicine	100—5—140—8—180—10—220		Medical Inspection of School children in Schools
Educational Inspector (Bombay and Karnatak)	4	Graduate	300—25—550—30—700		Administration and Inspection of Middle Schools in the Districts
Inspector of Schools	3	Do.	250—15—430—20—550		General Administration of Primary Education and Inspection of High Schools

APPENDIX A

State Educational Directorate and Inspectorate—(contd.)

Designation	Number of Posts	Prescribed Minimum Educational Qualifications	Pay Scale	Duties
1	2	3	4	5

Rs.

MYSORE—(contd.)

MEN'S BRANCH—(contd.)

Deputy Educational Inspector	4	Graduate	200—20—400	Assists the Educational Inspector and Inspection of Primary Education
Assistant Inspector of Drawing and Crafts	1	Trained Graduate with Diploma in Education and Crafts	Do.	Inspection and Administration of Primary Schools and Inspection of Craft classes Schools
Craft Organiser	1	Trained Graduate with diploma in Basic Education	150—10—250	Administration and Inspection of Primary Schools and craft classes in Schools
Agricultural Inspector	1	L. Agriculture or degree in Agriculture.	100—8—140—10—250	Inspects Agricultural classes in Middle Schools
Inspector of Sanskrit	1	Graduate	75—5—90—6—150—10—200	Inspection of Sanskrit Schools (Elementary grade)
Assistant Deputy Inspector of Physical Education.	4	Graduate with diploma in Physical Education.	75—5—130—EB—6—160—8—200	Inspection of Physical Education in Primary Schools
Inspector of Schools Ex-Mysore for Kanada and Urdu	122	Graduate	75—5—90—6—150—10—200	Administration and Inspection of Middle and Primary Schools

Sub-Divisional Inspector of Schools	3	Do.	Do.	Inspection of Primary Schools.
Deputy Inspector of Schools	38	Do.	Do.	Do.
Assistant Deputy Educational Inspector	152	Do.	150-10-250	Do.
Assistant Deputy Educational Inspector	3	Do.	75-5-90-6-150-10-200 .	Do.
Superintendent	1	Technically qualified	150-10-250	Supervision and Inspection of Practical Classes in Middle Schools
Administrative Officer of Municipal School Boards	5	Graduate	75-5-90-6-150-10-200 .	Inspection and Administration of Primary Schools

WOMEN'S BRANCH

District Educational Officer . .	1	Graduate	300-25-550-30-700 . .	Administration of Middle & Primary Schools and Inspection of Primary Schools
Chief Social Organiser	1	Graduate with Training in Social Education	220-650	Inspection and Administration of Social Education
District Social Educational Organiser	1	Trained graduate in Sociology	230-500	Do. Social Education
Assistant Deputy Inspector of Physical Education	2	Graduate with diploma in Physical Education	75-5-130-EB-6-160-8-200.	Inspection of Physical Education classes in Primary Schools

O R I S S A

MEN'S BRANCH

Director of Public Instruction . .	1	Trained Post-graduate with foreign degree or diploma	1300-100-1800	Controls Education Department and is immediately responsible to Government and President of the Board of Secondary Education
------------------------------------	---	--	---------------	--

APPENDIX A

State Educational Directorate and Inspectorate—(contd.)

Designation	Number of Posts	Prescribed Minimum Educational Qualifications	Pay Scale	Duties
1	2	3	4	5

Rs.

ORISSA—(contd.)

MEN'S BRANCH—(contd.)

Special Officer for Secondary Education	1	Not prescribed	1000—50—1250	Assists the D.P.I. in the matters relating to Secondary Education
Deputy Director of Public Instruction (Planning)	1	Do.	300—20—320—25—420—30—570—EB—30—690—30—780—EB—40—860 <i>plus</i> special pay of 20 % of the grade pay subject to a maximum of Rs. 150 and subject to further condition that pay <i>plus</i> special pay should not exceed the maximum of Rs. 860	Assists the Director in matters relating to planning and development
Deputy Director of Instruction (Primary and Basic)	1	Do.	Do.	Assists the Director in respect of Primary and Basic Education
Deputy Director of Instruction (General)	1	Do.	Do.	Assists the Director in respect of general matters

Adult (Social) Education Officer .	1	Do.	300—860	Assists the Director in development scheme of Social Education and supervision of the work of district Social Education Organisers
District Social Education Organisers	8	Trained graduate in Psychology or Sociology	200—15—260—25—435—EB—25—610—EB—30—700	Incharge of Social Education in the Districts
Organiser of Basic Education .	1	Not prescribed	Do.	Assists the Director in connection with Basic Education and inspection of Basic Schools
Inspector of Schools	4	Graduate with degree or Post-graduate diploma in Education and having administrative and teaching experience	300—20—320—25—420—30—570—EB—30—690—30—780—EB—40—860	Incharge of all school educational institutions and supervision of subordinate inspecting staff
District Inspector of Schools .	13	Trained graduate with Teaching and Inspecting experience for direct recruitment and 15 years' Teaching and Inspecting Experience in case of promotee	200—15—260—25—435—EB—25—610—EB—30—700	Inspection of Middle and Elementary Schools and supervision of the subordinate inspecting staff
Assistant Inspector of Schools .	4	Trained post-graduate/graduate with Teaching and administrative experience	Do.	Assists the Circle Inspectors of Schools
Superintendent of Sanskrit Studies	1	Acharya title or B.L.O.L. degree with administrative experience	Do.	Inspection of Sanskrit tols and schools and aided Sanskrit Colleges
Chief Inspector of Physical Education	1	Not prescribed	Do.	Assists the Director and Organiser Physical Education in High and Middle Schools for boys
Inspector of Physical Education	3	Trained Post-graduate/graduate in Physical Education	120—5—155—EB—5—160—10—220—EB—10/2—250	Organisation of Physical Education in Secondary Schools for boys
Deputy Inspector of Schools	26	Trained post-graduate/graduate .	Do.	Inspection of Elementary Training Schools and Middle Schools and supervision of subordinate staff

APPENDIX A

State Educational Directorate and Inspectorate—(contd.)

Designation	Number of Posts	Prescribed Minimum Educational Qualifications	Pay Scale	Duties
1	2	3	4	5

Rs.

ORISSA—(contd.)

MEN'S BRANCH—(contd.)

Assistant Superintendent of Sanskrit Studies	1	Post-graduate/graduate with knowledge of Sanskrit	120—5—155—EB—5—160—10—220—EB—10/2—250	Inspection of Sanskrit tols and Primary Sanskrit Schools
Assistant Organiser of Basic Education	1	Trained graduate with training in Basic Education	Do.	Assists the Organiser in the spread of Basic Education
Special Inspecting Officer for Mohamdan Education	1	Trained Graduate	Do.	Inspection of madrassas, Urdu Primary Schools and Persian classes in Secondary Schools
Sub-Inspector of Schools	30	Do.	Do.	Inspection of Primary and Indigenous schools
Social Education Organiser (Adult Education)	3	Do.	Do.	Responsible for the spread of Adult Education
Sub-Inspector of Schools	45	Intermediate Trained	70—2—80—4—100—with 20% of the graded pay	Inspection of Primary and Indigenous schools
Sub-Inspector of Schools	151	Matriculate Trained	50—2—70—EB—2—90 with 20 % of the graded pay, starting pay at 60	Do.
Sub-Inspector of Schools	70	Elementary Trained	40—1—50—2—60	Do.
Inspecting Maulvi	1	Fazil or Alim	50—2—70	Inspection of Urda primary

WOMEN'S BRANCH

Inspectress of Schools	1	Trained Post-graduate/graduate with administrative or teaching experience	300—20—320—25—420—30—570—EB—30—690—30—780—EB—40—860	Inspection of girls' institutions Adviser to the Director for girls' education
District Inspectress of Schools	3	Trained graduate with teaching and inspecting experience for direct recruit and 15 years' teaching experience in case of promotee	200—15—260—25—435—EB—25—610—EB—30—700	Incharge of the girls' schools upto middle stage
Inspectress of Physical Education	1	Graduate with training in Physical Education	Do.	Assists the Director and organise Physical Education in Middle and High Schools

PUNJAB

MEN'S BRANCH

Director of Public Instruction	1	Post-graduate with administrative experience	1,800—100—2,000	Incharge of the education department in the state
Joint Director of Public Instruction	1	Do.	1,250—50—1,500.	Assists the Director in the discharge of his duties
Deputy Director of Public Instruction	3	Do.	350—40—750—EB—40—950—EB—50—1,200	Assists the Director in— (i) Inspection of collegiate education (ii) Inspection of school education and (iii) Planning schemes
Assistant Director of Public Instruction	5	Do.	Do.	(i) Inspection of training institutions (ii) Organisation of N.C.C. training (iii) Organisation of Social Education (iv) Organisation of School Education (v) Nationalization of books

APPENDIX A

State Educational Directorate and Inspectorate—(contd.)

Designation	Number of Posts	Prescribed Minimum Educational Qualifications	Pay Scale	Duties
1	2	3	4	5
Rs.				
PUNJAB—(contd.)				
MEN'S BRANCH—(contd.)				
Divisional Inspector of Schools .	2	Post-graduate degree with administrative experience	350—40—750—EB—40—950—EB—50—1,200	Inspection of High and Anglo-vernacular Middle Schools
Divisional Inspector of Schools .	2	Do.	250—25—550—EB—25—750	
Deputy Divisional Inspector of schools	8	Do.	Do.	Assists the Divisional Inspector of Schools
Deputy Divisional Inspector of Schools	1	Do.	Do.	Responsible for all work connected with rural science
District Inspector of Schools .	17	Trained Graduate	Do.	Inspection of Primary and Vernacular Middle Schools
Assistant District Inspector of Schools	125	Trained Graduate (Those incharge of Physical Education should have diploma in Physical Education)	(i) 250—10—350 (ii) 110—8—190—EB—10—250	
WOMEN'S BRANCH				
Deputy Directress of Public Instruction.	1	Post-graduate degree with administrative experience	900—40—1,100	Assists and advises the Director on girls' education
Divisional Inspectress of Schools .	2	Do.	400—25—625—EB—650—25—850	Inspection of all schools for girls

Divisional Inspectress of Schools	2	Post-graduate degree with administrative experience	260—20—500—EB—30—650	Do.
Deputy Divisional Inspectress of Schools	1	Do.	Do.	Assists the Inspectress of Schools
District Inspectress of Schools	1	Trained Graduate	Do.	Inspection of Primary and Middle Schools
Assistant Inspectress of Schools for Domestic Science	2	Diploma in Domestic Science	Do.	Incharge of Domestic Science Education
District Inspectress of Schools	11	Trained Graduate	250—10—300	Inspection of Primary and Middle Schools
Assistant Inspectress of Physical Education	1	Trained Graduate with Diploma in Physical Education	Do.	Inspection of Physical Education in girls' schools
Assistant District Inspectress of Schools	15	Trained Graduate	110—8—190—EB—10—250	Supervision and inspection of Primary Schools for girls

RAJASTHAN

MEN'S BRANCH

Director of Education	1	Post-graduate/Trained graduate	1,000—50—1,500	Direction, administration and control of the Education Department
Joint Director of Education (Planning)	1	Do.	850—50—1,100	Assists the Director in planning and execution of education development schemes
Deputy Director of Basic Education	1	Post-graduate/Trained graduate with 5 years' administrative experience	500—30—740—EB—30—800—50—900 plus special pay of Rs. 100	Assists the Director in matter of Basic Education
Additional Director of Education	1	Post graduate/Trained graduate	500—25—700 plus special pay of Rs. 100	Direction and general supervision of Education
Physical Education Adviser	1	Post graduate/Trained graduate with 5 years' administrative experience	Do.	Assists the Director in matter of Physical Education

APPENDIX A

State Educational Directorate and Inspectorate—(contd.)

Designation	Number of Posts	Prescribed Minimum Educational Qualifications	Pay Scale	Duties
1	2	3	4	5

RAJASTHAN—(contd.)

Rs.

MEN'S BRANCH—(contd.)

Deputy Director of Social Education	1	Post-graduato/Trained graduate .	500—25—750 plus special pay of Rs. 100	Assists the Director in matter of Social Education
Range Deputy Director of Education.	5	Do.	Do.	Assists the Director in discharge of his duties
Assistant Director of Education—				
(a) Planning	1	Post-graduate/Trained graduate with 3 years' administrative experience	300—25—550—EB—30—700 plus Rs. 100 as special pay	(a) Assists the Director of Education in planning of education
(b) Administration	1	Do.	Do.	(b) Assists the Director in matter of administration
Inspector of Schools	23	Do.	Do.	Supervision and Inspection of High, Middle and Primary Schools for boys
Deputy Inspector of Schools	43	Trained graduate with 3 years' teaching experience in high schools or 5 years' headmastership of middle schools	250—15—400—EB—20—500	Supervision of Middle and Primary Schools
Deputy Sub-Inspector of Schools	135	Trained Matric	110—5—135—EB—10—225	Supervision of Primary Schools for boys

WOMEN'S BRANCH

Range Assistant Directress of Education	01	2	Post-graduate or graduate with 3 years' administrative experience	300—25—600	Assists the Director in Supervision of girls' institutions
Deputy Inspectress of Schools	.	8	Trained graduate with 3 years' teaching experience in high schools or 5 years' headmistress-ship of middle school	250—15—400—EB—20—500	Supervision of Middle and Primary School for girls
Deputy Sub-Inspectress of Schools		13	Trained Matric	110—5—135—EB—10—225	Supervision of Primary Schools for girls

UTTAR PRADESH

MEN'S BRANCH

Director of Education		1	Trained Post-graduate	1,700—50—2,000	Incharge of Education Department and Adviser to the Government on all educational matters
Joint Director of Education		1	Do.	500—50—1,000—EB—50—1,200 <i>plus 250 as special pay</i>	Do.
Director of Training		1	Do.	500—50—1,000—EB—50—1,200 <i>plus 100 as special pay</i>	Supervision of teachers' training institutions
Deputy Director of Education		5	Do.	Do.	Assists the Director in the discharge of his duties
Regional Deputy Director of Education		7	Do.	Do.	Overall control of Education in the region
Officer on Special Duty (Re-orientation)		1	Do.	500—50—1,000—EB—50—1,200	To look after the reorganisation
Officer on Special Duty (Secondary Education)		1	Do.	Do.	Responsible for implementation of the schemes on reorganisation of secondary education
Director of Military Education and Social Service Training		1	Specialist in Military Science, Social Service and Physical Education	Do.	Direction of Military Education, Social Service Training and Physical Education

APPENDIX A

State Educational Directorate and Inspectorate—(contd.)

Designation	Number of Posts	Prescribed Minimum Educational Qualifications	Pay Scale	Duties
1	2	3	4	5

Rs.

UTTAR PRADESH—(contd.)

MEN'S BRANCH—(contd.)

Assistant Deputy Director of Education	2	Trained Post-graduate . . .	250—25—400—EB—30—700— EB—50—850 <i>plus</i> 50 as special pay	Assists the Director in discharging of his duties
District Inspector of Schools .	13	Do.	500—50—1,000—EB—50—1,200	Supervision and control of education in the district
District Inspector of Schools .	39	Do.	250—25—400—EB—30—700— EB—50—850	Do.
Associate Inspector of Schools .	8	Do.	Do.	Assists the District Inspector of schools
Officer on Special Duty (Primary)	1	Do.	250—25—400—EB—30—700— EB—50—850— <i>plus</i> 50 as special pay	Supervision of Basic Primary education
Officer on Special Duty (Reorientation)	1	Do.	250—25—400—EB—30—700— EB—50—850	Implementation of orientation schemes
Inspector of Arabic Madrassas .	1	Do.	Do.	Supervision of Education in Arabic madrassas and conduct of examinations

				Supervision and inspection of Sanskrit Pathshalas
Deputy Inspector of Schools	51	Trained Graduate	250-25-375-EB-25-500	Inspection of Primary, Junior High and Training schools in the district
Deputy Inspector of Mohammedan Schools	5	Do.	Do.	Inspection of Islamia schools and Makhtabs
Assistant Inspector of Sanskrit Schools	5	Do.	Do.	Inspection of Sanskrit Pathshalas
Superintendent of Agriculture	1	Do.	Do.	Supervision of teaching work of agriculture and horticulture
Assistant Inspector of Arts and Crafts	1	Specialist in Arts and Crafts work	120-8-200-EB-10-300	Inspection of Arts and Crafts work in Basic Primary, Junior High and Higher secondary schools
Deputy Sub-Inspector of Schools	438	Trained Graduate	Do.	Inspection of Basic Primary schools in the circle and assists the Deputy Inspector of schools
WOMEN'S BRANCH				
Deputy Directress of Education	1	Trained Post-graduate	500-50-1,000-EB-50-1,200 <i>plus 100 as special pay</i>	Assists the Director in the Performance of his duties in respect of girls' education
Regional Inspectress of Schools	7	Do.	500-50-1,000-EB-50-1,200	Supervision and control of girls' education in the region
Deputy Inspectress of Girls' Schools	15	Trained Graduate	250-25-375-EB-25-500	Inspection and supervision of Basic Primary and Junior High schools and guidance to Higher Secondary schools
Assistant Inspectress of Girls' Schools	36	Do.	120-8-200-EB-10-300	Inspection and supervision of Primary and Junior High schools for girls in the district.

APPENDIX A

State Educational Directorate and Inspectorate—(contd.)

Designation	Number of Posts	Prescribed Minimum Educational Qualifications	Pay Scale	Duties
1	2	3	4	5

Rs.

WEST BENGAL

MEN'S BRANCH

Director of Public Instruction .	1	Not prescribed	1,800—100—2,000	Incharge of the Education Department and Educational Adviser to the Government.
Director of State Central Library .	1 (not filled up)	Do.	800—40—1,200	Organisation and Direction of State Central Library and Co-ordinate district Libraries).
Assistant Director of Public Instructions.	3	Post-graduate	350—30—680—40—1200	Assists the Director of Public Instructions in discharge of his duties.
Assistant Director of Technical training	1	Degree in Engineering, with experience in conducting and dealing with examination work	500—25/2—750	Overall supervision and conduct examination in respect of Technical Education
Chief Inspector of Schools—				
(a) Primary and Basic Education	1	1st Class Post-graduate degree with teaching and inspecting experience	350—30—680—40—1,200	Assists the Director in the overall supervision of Primary and Basic Education

(b) Secondary Education	1	Do.	Do.	Assists the Director in the overall supervision of Secondary Education
Technical Education	1	Not proscribed	Do.	Assists the Director in the overall supervision of Technical Education
(d) Social Welfare	1	Do.	Do.	Assists the Director in the overall supervision of Social Welfare
(e) Social (Adult) Education	1	Do.	Do.	Assists the Director in organisation and expansion of Adult Education
(f) Physical Education	1	Do.	Do.	Assists the Director in organisation and expansion of Physical Education
Deputy Chief Inspector of Schools—				
(a) Primary Education	1	1st Class Post-graduate degree with teaching and inspecting experience	Do.	Assists the Chief Inspector of Schools (Primary and Basic Education)
(b) Basic Education	1	Do.	Do.	Assists the Chief inspector of schools (Primary and Basic Education)
(c) Secondary Education	1	Do.	Do.	Assists the Chief Inspector of Schools
Officer on special duty (secondary Planning)	1	Do.	Do.	Assists the teaching Inspector of Secondary Education and also work relating to planning for Secondary Education
Officer on Special Duty (Technical Education Planning).	1	Diploma in Engg., with experience of technical education and workshop	Do.	To advise and assists the Director of Public Instruction in development scheme of Technical Education

APPENDIX A

State Educational Directorate and Inspectorate—(contd.)

Designation	Number of Posts	Prescribed Minimum Educational Qualifications	Pay Scale	Duties
1	2	3	4	5

Rs.

WEST BENGAL—(contd.)

MEN'S BRANCH—(contd.)

Secretary, Vangiya Sanskrit Parishid	1	1st Class Post-graduate with Hons. in Sanskrit or equivalent foreign qualifications.	350—30—680—40—1,200	Administration and organisation of the tols and other Sanskrit institutions
Inspector of Anglo-Indian Schools	1	1st Class Post-graduate with teaching and inspecting experience.	Do.	Inspection of Anglo-Indian Schools
Asstt. Chief Inspector of Technical Education.	1	Graduate in Engineering	500—50/2—750	Assists the Chief Inspector of Technical Education in his work
Project Officer	1	Do.	Do.	Assists the chief Inspector of Technical Education
Inspector of Social Welfare	1	Not proscribed	250—20—650—25—750	Assists the Chief Inspector of Social Welfare
District Inspector of Schools	24	Trained Post-graduate	Do.	Inspection of High, middle and training institutions and supervision of other inspecting staff
Adult Education Officer	2	Not proscribed	Do.	Not proscribed (Both posts vacant)

Asstt. Chief Social Education Officer.	1	Post-graduate with experience of teaching or social work.	Do.	Assists the Chief Inspector of Social Work.
District Social Education Officer .	19	Trained graduate with experience in Social Education.	Do.	Planning, organization and supervision of social education.
Assistant Inspector on Special Duty	1	Trained Post-graduate . . .	Do.	Attached to head quarter for special duties connected with enquiries to be made from time to time.
Inspector of Tols	2	Not prescribed	200—10—420—15—450	Inspection of Sanskrit tols.
Assistant Inspector of Social Welfare.	1	Do.	Do.	Assists the Chief Inspector of Social Welfare in his work.
Assistant Inspector of Schools .	48	Trained Post-graduate for direct recruit and trained graduate for a promotee.	200—5—250	Inspection of primary and middle schools.
Sub-Inspector of Schools . . .	229	Trained Graduate	100—5—215—10—225	Inspection of primary schools.
Sub-Inspector of Schools . . .	8	Not known	100—190	Do.
District Officer for Physical Education and Youth Welfare.	16	Graduate with diploma in Physical Education.	200—10—420—15—450	Administration and inspection of Youth Welfare and physical education in the district.
District Organiser for Physical Education.	17	Do.	125—5—240—10—250	Assists the district officer for physical education and youth welfare in his work.
Circle Assistant of Social (Adult) Education.	8	Graduate with special knowledge of social work.	90—4—130	Assists the District Social Education Officer.
Social Education Organiser . . .	120	(i) Graduate with special knowledge of social work.	100—5—215—10—225	Assists the District Social Education Officer.
		(ii) Under graduate with special knowledge of social work.	80—4—160—5—180	Do.

APPENDIX A

State Educational Directorate and Inspectorate—(contd.)

Designation	Number of Posts	Prescribed Minimum Educational Qualifications	Pay Scale Rs.	Duties
1	2	3	4	5

WEST BENGAL—(concl.)

WOMEN'S BRANCH

Chief Inspectress of Schools	1	1st Class post-graduate with teaching experience.	350—30—680—40—1,200	Assists the Director in the overall supervision of girls' education.
District Inspectress of Schools	8	Trained post-graduate	250—20—650—25—750	Inspection of high, middle and training schools and supervision of other staff.
Inspectress of Physical Education	1	(i) Master of Science in Health, Physical Education and recreation of foreign university. (ii) Diploma in Physical Education	Do.	To supervise and guide physical girls' education and part time instruction.
Assistant Inspectress of Schools	3	Trained Post-graduate for a direct recruit and trained graduate for a promotee.	200—5—250	Inspection of primary and middle schools.
Social Education Organiser	102	Graduate with special knowledge of social work.	100—5—215—10—225	Assists the District Social Education Officer in discharge of his duties.

A. & N. ISLANDS

Education Officer	1	Not prescribed	400—25—500—30—800	In-charge of the Education Department (post not filled yet).
-----------------------------	---	--------------------------	-----------------------------	--

DELHI

MEN'S BRANCH

Director of Education . . .	1	Post-graduate with 5 years' administrative experience.	1,000—50—1,400 . . .	Entire supervision and control of the Department.
Deputy Director of Education . . .	1	Post-graduate with 3 years' administrative experience.	600—40—1,000—50—1,150 . . .	Administration and supervision of all high and higher secondary schools.
Assistant Director of Education	1	Post-graduate with 3 years' teaching or administrative experience.	400—25—500—EB—30—800 . . .	Do.
Assistant Director of Education (Planning).	1	Trained post-graduate with knowledge of statistics and planning.	Do.	Assists the Director in general planning and development schemes
Assistant Director of Education (Social).	1	(i) Post-graduate with 3 years' teaching or administrative experience. (ii) Plus experience of organising dramatic shows.	Do.	Organisation and supervision of Social Education.
District Inspector of Schools (Urban and Rural).	2	Trained graduate with 5 years' experience in inspection.	Do.	Inspection and supervision of schools in Urban and Rural areas upto middle stage.
Enforcement Assistant . . .	1	Trained Graduate	200—10—300 . . .	Enforcement of compulsory education in the rural areas.
Assistant District Inspector of Schools.	13	Trained graduate with teaching or administrative experience.	180—10—320—15—350 . . .	Inspection of Primary Schools for boys.
Supervisor of Physical Education . . .	1	Trained graduate with diploma and experience in physical education.	Do.	Organisation and supervision of physical education in schools for boys.

APPENDIX A

State Educational Directorate and Inspectorate—(contd.)

Designation	Number of Posts	Prescribed Minimum Educational Qualifications	Pay Scale Rs.	Duties
1	2	3	4	5

DELHI—(contd.)

MEN'S BRANCH—(contd.)

Assistant Social Education Officer .	5	Graduate .	180—10—320—15—350	Assists the Social Education Officer in the discharge of his duties.
--------------------------------------	---	------------	-------------------	--

WOMEN'S BRANCH

Assistant Directress of Education .	1	Post-graduate with three years' teaching or administrative experience.	400—25—500—EB—30—800	Administration and supervision of all Girls' Schools.
Assistant District Inspectress of Schools.	2	Trained graduate with administrative and teaching experience.	180—10—320—15—350 . .	Inspection of girls' schools upto middle stage.
Lady Supervisor of Physical Education.	1	Trained graduate with diploma and experience in physical education.	Do.	Organisation and supervision of physical education for girls.
Inspectress of Domestic Science .	1	Graduate with diploma in Domestic Science.	Do.	Supervision and Inspection of Domestic Science work in girls' schools.

HIMACHAL PRADESH

MEN'S BRANCH

Director of Education	1	Post-graduate	650—40—1,150	Head of the Education department and educational adviser to the Government.
Principal Education Officer Territorial Council.	1	Do.	600—40—1,000	Head of the education department of Territorial Council.
Planning and Development Officer	1	Graduate	250—25—750	Planning and execution of Plan.
Audio Visual Officer	1	Trained Graduate	Do.	Incharge of the audio-visual education in all the institutions.
Education Officer, Territorial Council.	2	Do.	Do.	Assists the Principal Education Officer.
District Inspector of Schools	5	Do.	Do.	Inspection of Schools upto middle Standard.
Assistant District Inspector of Schools.	13	Do.	(i) 150—10—250 (ii) 200—10—250	Inspection of Primary Schools.
Inspector of Physical Education	1	Graduate with diploma in Physical Education.	250—10—350	Organisation and Inspection of physical education in the schools.
Assistant Physical Instructor	1	Matriculate with diploma in physical education.	105—7—140	Physical Training Instructor.

WOMEN'S BRANCH

Lady Supervisor of Schools	1	Trained graduate	260—20—500—30—650	Inspection of Primary middle and high schools for girls.
--------------------------------------	---	----------------------------	-----------------------------	--

L. M. & A. ISLANDS

Assistant Educational Officer	1	Trained graduate	150—10—250	Supervision and Inspection of all Schools. Adviser to the Government.
---	---	----------------------------	----------------------	---

APPENDIX A

State Educational Directorate and Inspectorate—(contd.)

Designation	Number of Posts	Prescribed Minimum Educational Qualifications	Pay Scale Rs.	Duties
1	2	3	4	5

MANIPUR

MEN'S BRANCH

Inspector of Schools	1	Trained Graduate	175—15—250—FB—20—350— EB—25—400.	Administration and Inspection of Schools.
Director of Youth Welfare	1	Graduate with diploma in Physical Education.	100—10—130—EB—6—190—EB— —10—250— <i>plus</i> special pay of Rs. 50.	Supervision and organisation of physical education activities in the schools.
District Social Education Organiser	1	Graduate and trained in Social Education.	Do.	Organisation of Social Education.
Audio-Visual Education Officer	1	Graduate and trained in Audio-visual Education.	100—10—130—EB—6—190—EB— —10—250.	Incharge of Audio-Visual Education.
Deputy Inspector of Schools	4	Trained Graduate	100—10—130—EB—6—190— EB—10—250 <i>plus</i> 50 as special pay.	Inspection of primary and middle schools.
Assistant Inspector of Schools	10	Trained Matriculate or Intermediate.	75—2½—100—EB—4—120	Inspection of primary schools.
Desi Kasrat Demonstrator	1	Not proscribed	50—3—80—EB—4—100	Demonstration of Desi Kasrat.
Inspecting Maulvi	1	Do.	40—1—45—2—55	Inspection of Madrasses.

NORTH EAST FRONTIER AGENCIES

Director of Education	1	Trained Post-graduate	600—40—1,000—1,050—1,050— 1,100—1,100—1,150.	Head of the education department Direction, Inspection and genera control of all schools and training institutions.
Assistant Director of Education	1	Trained graduate	350—25—450—30—480—EB—30 —660—EB—35—800.	Assists the Director of Education.
Assistant Education Officer	11	Do.	225—15—360—EB—20—500	Supervi-ion and Inspection of middle and primary schools.
Assistant Education Officer	1	Do.	175—15—265—EB—15—340—EB —20—500.	Do.
Sub-Inspector of Schools	7	Do.	125—7½—155—9—245—EB—10— 275.	Organisation, Inspection of Lower Primary Schools only and to look after their development.

TRIPURA
MEN'S BRANCH

Director of Education	1	Graduate with 10 years' teaching and 3 years' administrative ex- perience.	600—40—1,000—1,050—1,050— 1,100—1,150.	Head of the Education Department.
Principal Education Officer	1	Trained post-graduate with admi- nistrative experience.	400—25—500—30—800	Head of the education department of Territorial Council.
Dputy Director of Education (Vacant)	3	Trained Post-Graduate	Do.	Assists the Director of Education.
Deputy Director of Youth Welfare (Social).	1	Do.	Do.	Do.
Special Officer (Primary and Basic Education). (Vacant)	1	Trained graduate	200—10—420—15—450	Organisation of primary and basic education.
Special Officer, Technical Education	1	Do.	Do.	Organisation of technical education.

APPENDIX A

State Educational Directorate and Inspectorate—(contd.)

Designation	Number of Posts	Prescribed Minimum Educational Qualifications	Pay Scale Rs.	Duties
1	2	3	4	5

TRIPURA—(contd.)

Inspector of Schools	4 (1 vacant)	Trained graduate	200—10—420—15—450	Organisation, supervision inspection and administration of all schools upto middle.
Inspector of Schools (Secondary Education).	(1 vacant)	Do.	Do.	Organisation and Inspection of Secondary Schools other than Government Schools.
Subject Inspector for Schools of General Education.	(2 vacant)	Do.	Do.	Inspection of subjectwise teaching in schools for general Education.
Social Education Organiser	17	Do.	(i) 100—5—160—EB—5—215—10—225 for trained. (ii) 80—4—160—5—180 for untrained.	Organisation and Inspection of Social Education.
Inspector of Social Education	(1 vacant)	Do.	200—10—420—15—450	Organisation and Inspection of Social Education.
Assistant Inspector of Schools	4	Do.	100—5—160—EB—5—215—10—225 plus 30 as special pay.	Assists the inspector of schools,

Assistant Inspector of Social Education.	1	Do. (Relaxable in case of Scheduled tribes).	Do.	Organisation and Inspection of Schools.
Assistant Inspector of Physical Education.	1	Trained Graduate . . .	Do.	Organisation and Inspection of Physical Education.
Assistant Crafts Inspector . . .	1	Do.	Do.	Organisation and Inspection of craft work in primary middle and basic schools.
Sub-Inspector of Schools . . .	20 (1 vacant)	Do.	100—5—160	Organisation and Inspection of primary schools.
WOMEN'S BRANCH				
Inspectress of Schools	1	Trained graduate	200—10—420—15—450 . . .	Supervision and inspection of girls' education.
Chief Social Education Organiser .	1	Do.	Do.	Organisation and Inspection of Social Education.
Social Education Organiser	5 (4 vacant)	Do.	(i) 100—5—160—EB—5—215—10—225 for trained. (ii) 80—4—160—5—180 for untrained.	Do.
Assistant Inspectress of Schools	1	Do.	100—5—160—EB—5—215—10—225 plus Rs. 30 as special pay.	Organisation and Inspection of general education.

PONDICHERRY

Director of Public Instruction	1	Licence-e's lettre or Licence-e's Science.	550—110/3—660—82/3—906—83/3—989—109/3—1,098—110/3—1,318	Incharge of the education Department and commissioner for the Government Examinations.
Deputy Director of Public Instruction.	1	Do.	Do.	Assists the Director on the administration of the department.

APPENDIX A

State Educational Directorate and Inspectorate—(contd.)

Designation	Number of Posts	Prescribed Minimum Educational Qualifications	Pay Scale Rs.	Duties
1	2	3	4	5

PONDICHERRY—(contd.)

Permanent Delegate to the Director of Public Instruction.	1	Baccalauriat	180—44/3—356—60/3—536 .	Inspection of Secondary Special Central and Elementary Schools.
Delegate to the Director of Public Instruction.	3	Graduate	148—32/3—276—36/3—348—38/3—386.	Do.
Inspector of Schools	1	Do.	Do.	Do.
Inspector of Canteens	1	Brevet Elementaire	102—20/3—182—32/3—278 .	Inspection of government schools' canteens.
Inspector of Physical Education	1	Graduate with Diploma in Physical Education.	100—5—140—10—190	Organisation, supervision and inspection of physical education in schools.
Head Masters' of Central Schools	27	Brevet Elementaire	102—20/3—182—32/3—278 .	Direction of a Central School and inspection of attached elementary schools.

APPENDIX B

Scales of Pay of Teachers in Primary Schools

Management	Head Master/ Asstt. Teacher	Minimum Qualifications	Scales of Pay Rs.	Allowances		Remarks	
				Dearness	Others		
1	2	3	4	5	6	7	
ANDHRA							
Government	Head Master	Passed Matric or Equivalent Examination and Trained.	45—3—60—2—90	Rs. 18 for pay upto Rs. 20; Rs. 19 for pay between Rs. 21 and Rs. 39 ; Rs. 21 for pay of Rs. 40; Rs. 22 for pay between Rs. 41 and Rs. 60 and Rs. 24 for pay between Rs. 61 and Rs. 100.	<i>Headmaster's allowance.</i>	Existing employees of the merged areas permitted to retain their own grades.	
		Passed Middle or Equivalent Examination and Trained.	30—1—50				
		Passed Lower Elementary and Trained.	23—1—35				
	Asstt. Teacher	Passed Matric or Equivalent Examination and Trained.	45—3—60—2—90				<i>Plus an ad hoc D.A. of Rs. 6 for all teachers.</i>
		Passed Middle or Equivalent Examination and Trained.	30—1—50				<i>Additional D.A. of Rs. 6 in Hyderabad and Secunderabad.</i>
		Passed Lower Elementary and Trained.	23—1—35	<i>House Rent Allowance.</i> In towns with population of 50,000 or above. Rs. 5 for pay upto Rs. 40, Rs. 7 for pay between Rs. 41 and Rs. 80; Rs. 9 for pay between Rs. 81 and Rs. 100. In other municipal taluka towns— Rs. 3 for pay upto Rs. 150.			

APPENDIX B

Scales of Pay of Teachers in Primary Schools—(contd.)

Management	Head Master/ Asstt. Teacher	Minimum Qualifications	Scales of Pay Rs.	Allowances		Remarks
				Dearness	Others	
1	2	3	4	5	6	7

ANDHRA—(contd.)

Local Boards	Head Master/Asstt. Teacher.	Passed Matric or Equivalent and Trained.	40—1½—55—2—75	As in Government Schools.	<i>Headmaster's Allowance</i> Rs. 2 in schools with 4 or more teachers and Rs. 5 if in addition the strength of the school exceeds 300.
		Passed Middle or Equivalent Examination and Trained.	30—1—45		
		Passed Lower Elementary and Trained.	23—1—35		
		Pre-Vocational Instructor.	30—1—45		
		Music Teachers	30—1—45		
Private Bodies	Head Master	Passed Matric or Equivalent Examination and Trained.	37—1—45	As in Government Schools.	

	Passed Middle or Equivalent Examination and Trained.	27— $\frac{1}{2}$ —30	
	Passed Lower Elementary Examination and Trained.	20 fixed.	
Asstt. Teacher	Passed Matric or Equivalent Examination and Trained.	37—1—45	As in Government Schools.
Pre-Vocational Instructor.	..	25— $\frac{1}{2}$ —30	
	Passed Middle or Equivalent Examination and Trained.	27— $\frac{1}{2}$ —30	
	Passed Lower Elementary and Trained.	20 fixed.	

ASSAM

Government/ Basic Education Board Schools.	Head Master/Asstt. Teacher.	Passed Matric and Guru Trained or passed Middle and Normal Trained.	55—1—70—2 $\frac{1}{2}$ —75	40 per cent (50 per cent in Hills) of pay upto pay of Rs. 30 and 20 per cent (25 per cent in Hills) of pay for pay between Rs. 31 and Rs. 60.	Additional pay Rs. 6 plus Rs. 13 $\frac{1}{2}$ in lieu of free ration or rice concession.
		Passed Middle	40—1—60 (Revised).	Rs. 6 as special D.A. for pay upto Rs. 100.	<i>Headmaster's allowance</i> Rs. 3.
		Passed Matric and Guru Trained or Basic Trained.	50—1—65		

APPENDIX B

Scales of Pay of Teachers in Primary Schools—(contd.)

Management	Head Masters/ Asstt. Teacher	Minimum Qualifications	Scales of Pay Rs.	Allowances		Remarks
				Dearness	Others	
1	2	2	4	5	6	7

ASSAM—(contd.)

State Basic (Primary) Education Board (Local Board & Mu- nicipalities).	Head Master/Asstt. Teacher.	Passed Middle and Trained.	35—1—40—EB—1— 45.	<i>Local Boards Only</i> Rs. 10 as city allow- ance for teachers residing in cities.
		Passed Middle	30—1—35—EB—1 —40.	
Junior Teachers	.	Passed Matric	55—2—75—EB—3 —90.	
		Non-Matriculates	40—1—50—EB—2½ —65.	
Private Bodies	Head Master/Asstt. Teacher.	Passed Middle	30 fixed.	

B I H A R

Government	Head Master	Passed Matric and Trained.	50—2—70—EB—2 —90.	40 per cent of pay subject to a mini- mum of Rs. 17½ and a maximum of Rs. 25.	Additional Pay—Rs. 5 for pay upto Rs. 250.
	Asstt. Teacher	Passed Matric and Trained.	Do.		
		Passed Middle and Trained.	45—2—55—EB—2 —75.		

Loca. Boards/ Private Bodies.	Head Master	Passed Matric and Trained.	50-2-70-EB-2-90	<i>Local Board Schools</i>	<i>Headmaster's Allowance</i> (i) In K. P. Schools—Rs. 2. (ii) In L. P. Schools—Re. 1.
	Asstt. Teacher	Passed Matric and Trained.	Do.	Rs. 15 upto the stage where total emoluments become Rs. 100.	
		Passed Matric	40-2-50-EB-160.	<i>Private Schools</i>	
		Passed Middle and Trained.	40-2-50-EB-1-61-2-75.	Rs. 15	
		Passed Upper Primary and Trained.	30-1-(bi)-40		
	Passed Upper Primary.	Do.			

BOMBAY

Government	Head Master/Asstt. Teacher.	Passed Primary and Trained.	(i) 65-2½-90 (Selection Grade). (ii) 40-1-50-EB-1½-65. (iii) 35-1-40	Rs. 40 for pay upto Rs. 50; Rs. 45 for pay between Rs. 51 and Rs. 100 and Rs. 50 for pay between Rs. 101 and Rs. 150.	Rs. 10 for passed Matric or three years trained from erstwhile Bombay.	Existing incumbents of merged areas are permitted to retain their own scale or to choose Bombay scale.
Local Bodies	Head Master	Passed Primary and Trained.	(i) 65-2½-90 (Selection Grade). (ii) 40-1-50-EB-1½-65	As in Government Schools.	Headmaster's of practising Schools Rs. 15 and Asstt. Teachers with ten year's service Rs. 5. as special pay.	
		Asstt. Teacher	Passed Primary and Trained.	(i) 65-2½-90 (Selection Grade). (ii) 40-1-50-EB-1½-65. (iii) 35-1-40.		<i>City Compensatory Allowance</i>

APPENDIX B

Scales of Pay of Teachers in Primary Schools—(contd.)

Management	Head Master/ Asstt. Teacher	Minimum Qualifications	Scales of Pay Rs.	Allowances		Remarks
				Dearness	Others	
1	2	3	4	5	6	7

BOMBAY—(contd.)

Private Bodies	Head Master	Passed Matric and Trained.	81—3½—130 (Hyderabad). 40—1—50—EB—1 —60 (Madhya Pradesh) 54—2—56—2½—81 —EB—3½—98½. (Hyderabad).	<i>Bombay</i> At least 2,3rd of the rates prevalent in Government schools <i>Madhya Pradesh</i> Rs. 15 minimum. <i>Hyderabad</i> As in Govt. Schools.	<i>City Compensatory allowance</i> <i>Bombay</i> Rs. 5 for pay upto Rs. 35; Rs. 7.50 for pay between Rs. 36 and Rs. 60; Rs. 10 for pay between Rs. 61 and Rs. 80 and Rs. 12.50 for pay above Rs. 80. <i>Ahmedabad, Nagpur, Poona</i> Rs. 3 for pay upto Rs. 55 and Rs. 5 for pay above Rs. 55.
		Passed Primary and Trained.	25—1—30—2—40 (Bombay).		
	Passed Primary	20—1—30 (Bombay).			
	Asstt. Teacher	Passed Middle and Trained.	40—1—50—EB—1 —60 (Madhya Pradesh). 54—2—56—2½—81 —EB—3½—98½ (Hyderabad).		

Passed Middle	42-2-54 (Hyderabad).	
Passed Primary and Trained.	25-1-30-2-40 (Bombay).	..
Passed Primary	20-1-30 (Bombay) 30-1 $\frac{1}{2}$ -42 (Hyderabad).	

House Rent Allowance
Bombay City—Rs. 10 for pay up to Rs. 54 and Rs. 15 for pay above Rs. 54.

Poona, Sholapur, Baroda, Surat, Kohlapur, Jamnagar, Bhavnagar and Rajkot
Rs. 5 for pay up to Rs. 54 and Rs. 7 for pay above Rs. 54.

Incumbents of the merged State are allowed to opt for either their own pay scale or the Bombay scale.

Scales not regular in erstwhile Kutch State.

JAMMU & KASHMIR

Government	Head Master	Passed Matric and Trained.	50-5-90-EB-6-120 (Starting pay Rs. 55).	Rs. 10 for pay between Rs. 51 and Rs. 75; Rs. 12 for pay between Rs. 76 and Rs. 100; Rs. 15 for pay between Rs. 101 and Rs. 200.
		Passed Inter	50-5-90 (Starting pay Rs. 55).	
		Passed Matric	50-5-90-EB-6-120.	
	Asstt. Teacher	Passed Middle and Trained or Passed Matric.	Do.	
Local Boards		There are no schools under these managements.		
Private Bodies		There are no regular scales of pay.		

APPENDIX B

Scales of Pay of Teachers in Primary Schools—(contd.)

Management	Head Master/ Asstt. Teacher	Minimum Qualifications	Scales of Pay Rs.	Allowances		Remarks
				Dearness	Others	
1	2	3	4	5	6	7

K E R A L A

Government/ Local Boards.	Head Master . . .	Passed S.S.L.C. or Equivalent Exami- nation and Trained.	40—3—55—4—75— 5—120.	} Rs. 27+Rs. 7 spe- cial D.A. up to Rs. 45; Rs. 33+ Rs. 7 special D.A. up to Rs. 55; Rs. 33+ Rs. 5 special D.A. up to Rs. 120.	Rs. 3 Headmaster's allowance.	The management of the Local Boards Schools has been taken over by the Govt. w.e.f. 1-10-57.		
	Asstt. Teacher . . .	Do.	Do.					
Private Bodies/ T.C. Areas.	Head Master/Asstt. Teacher.	Passed S.S.L.C. or Equivalent Exami- nation and Trained.	40—3—55—75— 5—120.		} Rs. 27+7 Spl. D.A. up to Rs. 45. Rs. 33+7 Spl. D.A. up to Rs. 55. Rs. 33 +5 Spl. D.A. up to Rs. 120.		Rs. 3 Headmaster's allowance.	*Without allowances.
	Asstt. Teacher . . .	Untrained . . .	40 fixed*.					
Malabar Area . . .	Head Master/Asstt. Teacher.	Secondary Grade Trained.	40—3—55—4—75— 5—120.	} Rs. 27+7 Spl. D.A. up to Rs. 45. Rs. 33+7 Spl. D.A. up to Rs. 55. Rs. 33 +5 Spl. D.A. up to Rs. 120.		Rs. 3 Headmaster's allowance.	*Without allowances.	
		Lower Elementary or Higher Elementary and Trained.	35—3—65—3—80					
		Lower Elementary or Higher Elementary or Secondary and Untrained.	40 fixed.					

Government	Head Master	Passed Matric or Equivalent Examination and Trained.	60—3—75 (Vindhya Pradesh). 45—2½—50—2—60—EB—65—3—80—EB—2—100 (Bhopal).	<i>Madhya Pradesh</i> Rs. 26 (Rs. 28 in Jabalpur) for pay up to Rs. 45; and Rs. 33 (Rs. 35 in Jabalpur) for pay above Rs. 45.	<i>Headmaster's Allowance Madhya Pradesh</i> Rs. 10 if enrolment exceeds 100 and Rs. 5 if enrolment exceeds 50.
		Passed Middle and Trained.	<i>Men</i> 45—2½—50—2—60—EB—2—80. <i>Women</i> 50—3—80—EB—2½—100 (Madhya Pradesh). 50—3—95 (Madhya Bharat). 45—2½—50—2—60—EB—65—3—80—2—100. (Vindhya Pradesh) 80 fixed. 50—2—60—EB—3—75 (Rajasthan).	<i>Madhya Bharat</i> Rs. 21 (Rs. 25 in Indore, Gwalior, Ratlam and Ujjain) for pay up to Rs. 39 and Rs. 24 (Rs. 31 in Indore, Gwalior, Ratlam and Ujjain) for pay between Rs. 40 and Rs. 150.	<i>Madhya Bharat</i> Rs. 5 for enrolment upto 100 & Rs. 10 if the enrolment is 100 or more. <i>Bhopal</i> Rs. 15. <i>Rajasthan</i> Rs. 5 for Schools with 5 or more teachers.
		Passed Middle	40—1—50 (Madhya Bharat). 40—1—50 (Rajasthan). 40 fixed (Rajasthan).	<i>Vindhya Pradesh</i> Rs. 21 for pay up to Rs. 27, Rs. 26 for pay between Rs. 28 and Rs. 44 and Rs. 33 for pay between Rs. 45 and Rs. 150.	<i>House Rent Allowance Madhya Pradesh</i> Rs. 5 in Jabalpur for Headmasters and women Asstt. Teachers and Rs. ; as house rent allowance in Jabalpur for
	With Lower Qualifications.				In erstwhile State of Vindhya Pradesh, Matric Passed and Basic Trained Teachers are eligible for the scale of Rs. 60—3—75 provided they are posted in Basic Model Schools.

APPENDIX B

Scales of Pay of Teachers in Primary Schools--(contd.)

Management	Head Master/ Asstt. Teacher	Minimum Qualifications	Scales of Pay Rs.	Allowances		Remarks
				Dearness	Others	
1	2	3	4	5	6	7

MADHYA PRADESH--(contd.)

<p>Asstt. Teacher</p>	<p>Passed Matric or Equivalent Examination and Trained with 3 years' experience.</p> <p>Passed Matric or Equivalent Examination with less than 3 years' experience.</p> <p>Passed Middle and Trained.</p>	<p>40-2½-50-2-60 -EB-65-3-3- 80-EB-2- 100 (Bhopal).</p> <p>45 fixed (Bhopal).</p> <p><i>Men</i> 31-1-40-EB-2 -60 (Old). (Starting pay Rs. 32). 40-1-50-1-60 (Revised).</p>	<p><i>Bhopal</i> Rs. 26 for pay between Rs. 30 and Rs. 44 and Rs. 33 for pay between Rs. 45 and Rs. 150.</p> <p><i>Rajasthan</i> Rs. 15 for pay up to Rs. 39, Rs. 20 for pay between Rs. 40 and Rs. 59 and Rs. 25 for pay between Rs. 60 and Rs. 99.</p>	<p>men Asstt. Teachers Rs. 1½ as D.D.A. to all teachers in places declared dear by Government.</p>	<p>Untrained Matriculates who joined service before 1-4-50 are also eligible for the scale of Rs. 45-2½-50-2-60-EB-65-3-80-2-100.</p> <p>In erstwhile Bhopal, existing Teachers who are Matric Passed or Vernacular Middle Passed and trained or with 10 years' experience are</p>
-----------------------	---	--	--	--	--

	<p><i>Women</i> 40—2—60—EB—2 —70—2½—75. (Starting pay Rs. 44). (Madhya Pradesh).</p> <p>50—3—95 (Madhya Bharat). 45—2½—50—2—60— EB—65—3—80—2 —100. (Vindhya Pradesh.) 80 fixed. 50—2—60—EB—3 —75 (Rajasthan).</p> <p>35—3—75 40—4—60. (Vindhya Pradesh).</p> <p><i>Men</i> 30—1—35 (Old). 40—1—50—1—60 (Revised).</p> <p><i>Women</i> 40—2—50 (Madhya Pradesh). 40—1—50 (Madhya Bharat). 40—1—50 (Rajasthan).</p> <p>30—1—40—2—60 (Vindhya Pradesh).</p> <p>30—1—40—EB—2 —60 (Bhopal). 40 fixed (Rajasthan).</p>
Passed Hindi Middle and Basic Trained.	
Passed Middle	
Passed Hindi Middle	
With Lower Qualifications.	

also eligible for the scale of Rs. 45—2½—50—2—60—EB—65—3—80—EB—2—100.

APPENDIX B

Scales of Teachers in Primary Schools—(contd.)

Management	Head Master/ Asstt. Teacher	Minimum Qualifications	Scales of Pay Rs.	Allowances		Remarks
				Dearness	Others	
1	2	3	4	5	6	7

MADHYA PRADESH—(concl'd.)

Local Boards	Head Master/Asstt. Teacher.	Passed Middle and Trained.	30—1—50 (Madhya Pradesh). 80 fixed. 50—2—60—EB—3 —75 (Rajasthan).	<i>Madhya Pradesh</i> Rs. 15 to Rs. 23 in schools opened under development schemes and schools situated in non-scheduled areas transferred to Jana-pada Sabha.	<i>Rajasthan</i> As in Government Schools.
		Passed Middle	40—1—50 (Rajasthan).		
		With less qualification.	40 fixed (Rajasthan)	<i>Rajasthan</i> As in Government Schools.	
There are no schools under these managements in erstwhile States of Madhya Bharat Vindhya Pradesh and Bhopal.					
Private Bodies	Head Master/Asstt. Teacher.	Passed Inter or Matricand Trained.	40 to 60 (Madhya Bharat).	<i>Madhya Pradesh</i> Rs. 15 minimum	
		Passed Inter or Matric.	30 to 50 (Madhya Bharat).	<i>Madhya Bharat</i> As in Government Schools.	

Passed Middle and Trained.	30 Minimum (Madhya Pradesh). 30 to 40 (Madhya Bharat). 80 fixed. 50—2—60—Eβ—7 —75 (Rajasthan).	Rajasthan As in Government Schools.	Rajasthan As in Government Schools.
Passed Middle	15 to 30 (Madhya Bharat). 40—1—50 (Rajasthan).		
With less qualification.	40 fixed. (Rajasthan)		

There are no regular scales of pay in erstwhile Vindhya Pradesh and Bhopal.

M A D R A S

Government	Head Master/Asstt. Teacher.	Passed S.S.L.C. and Trained.	45—3—60—2—90 (Madras). 35—3—65—3—80 (Travancore-Cochin)	<i>Madras</i> Rs. 18 for pay up to Rs. 20; Rs. 19 for pay between Rs. 21 and Rs. 39; Rs. 21 for pay of Rs. 40; Rs. 22 for pay between Rs. 41 and Rs. 60; and Rs. 24 for pay between Rs. 61 and Rs. 100. <i>Travancore-Cochin</i> Rs. 27 for pay between Rs. 31 and Rs. 45; Rs. 33 for pay between Rs. 46 and Rs. 140.	<i>Headmaster's Allowance</i> <i>Travancore-Cochin</i> Rs. 3 <i>House Rent Allowance</i> <i>Madras City</i> Rs. 7 for pay up to Rs. 89, Rs. 9 for pay between Rs. 40 and Rs. 80 and Rs. 12 for pay between Rs. 81 and Rs. 90. In Towns with population of 50,000 or above, Rs. 5 for pay up to Rs. 39; Rs. 7 for pay	Senior Basic Trained Asstt. Teachers or Head Masters of Madras get the scale of pay admissible for Secondary Grade Teachers.
		Passed VIII Standard and Higher Elementary or Junior Basic Trained.	30—1—50—(Madras)			
		Passed V Standard and Lower Elementary Trained.	23—1—35 (Madras)			

APPENDIX B

Scales of Pay of Teachers in Primary Schools—(contd.)

Management	Head Master/ Asstt. Teacher	Minimum Qualifications	Scales of Pay Rs.	Allowances		Remarks
				Dearness	Others	
1	2	3	4	5	6	7

MADRAS—(concl'd.)

				<p>between Rs. 40 and Rs. 80; Rs. 9 for pay between Rs.81 and Rs. 150. In other Municipal or Taluka Towns, Rs. 3 for pay up to Rs. 150.</p> <p><i>Special Pay</i> In erstwhile Travancore-Cochin, Rs. 7 for pay up to Rs. 60 and Rs. 5 for pay up to Rs. 200.</p> <p><i>Madras</i> Rs. 7 for Lower Elementary Grade Teachers in aided schools only, Rs. 6 for teachers drawing pay up to Rs. 39</p>		
--	--	--	--	---	--	--

Local Boards	Head Master/Asstt. Teacher.	Passed S.S.L.C. and Trained.	45—2—85 (Madras).	or less and Rs. 5 for teachers drawing Rs. 40 or above.	As in Government Schools.		
		Passed VIII Standard and Higher Elementary or Junior Basic Trained.	30—1—45 (Madras)		As in Government Schools.	<i>Headmaster's Allowance</i> Rs. 2 in schools with 4 or more teachers and Rs. 5 if in addition the strength of the school exceeds 300.	Senior Basic Trained Asstt. Teachers and Headmasters get the scale admissible to Secondary Grade Teachers.
		Passed V Standard and Lower Elementary Trained.	23—1—33 (Madras).				

There are no schools under these managements in erstwhile Travancore-Cochin.

Private Bodies	Headmaster/Asstt. Teacher.	Passed S.S.L.C. or Equivalent Examination and Trained.	45—2—85 and Special pay of Rs. 5 (Madras). 35—3—65—3—80 (Travancore-Cochin).	<i>Madras</i> As in Government Schools less special additional pay. <i>Travancore-Cochin</i> As in Government Schools.	<i>Headmaster's Allowance Travancore-Cochin</i> Rs. 3. <i>Special Additional Pay Madras</i> As in Government Schools.	In erstwhile Madras Senior Basic Trained Asstt. Teachers and Headmasters get the scale admissible to Secondary Grade Teachers.
		Passed VIII Standard and Higher Elementary or Junior Basic Trained.	30— $\frac{1}{2}$ —33 (Madras).		<i>Travancore-Cochin</i> Rs. 7 for pay up to Rs. 60 and Rs. 5 for pay up to Rs. 200.	
		Passed V Standard and Lower Elementary Trained.	Rs. 20 (fixed) (Madras).			

APPENDIX B

Scales of Pay of Teachers in Primary Schools—(contd.)

Management	Head Master/ Asstt. Teacher	Minimum Qualifications	Scales of Pay Rs.	Allowances		Remarks
				Dearness	Others	
1	2	3	4	5	6	7

MYSORE

Government/ Local Boards/ Private Bodies.	Head Master	Passed Matric and Trained.	50—3—80—4—100	Cities [with a population of 1 lakh and above Rs. 30 for pay below Rs. 80; Rs. 35 for pay between Rs. 81 and Rs. 100. <i>Other places</i> Rs. 25 for pay below Rs. 80; Rs. 30 for pay between Rs. 81 and Rs. 100.
	Asstt. Teacher	Passed Matric and Trained.	50—3—80—4—100	
		Passed Middle and Trained.	40—2—50—3—80	
		Passed Middle	40—1—50—2—60	

ORISSA

Government	Head Master, Asstt. Teacher.	Passed Middle and Senior Trained.	40—1—50—2—60	Rs. 24 for pay up to Rs. 35—45 p.m. Rs. 30 for pay up to Rs. 45—50 p.m. Rs. 28 for pay up to Rs. 51—72 p.m.	A duty allowance of Rs. 2 p.m. for Head Teacher in Schools having more than 2 teachers.
		Passed Middle and Higher Elementary Trained.	40—1—50		

Passed Middle and Junior Trained (Women).	40-1-50	Rs. 27 for pay Rs. 73 p.m. Rs. 26 for pay Rs. 74.
Passed Middle and Lower Elementary Trained.	30-1-39 (starting pay Rs. 35).	
Passed Matric	50-2-70-EB-2-90.	

NON-PENSIONABLE POSTS

Local Boards/ Private Bodies.	Head Master	Passed Middle and Higher Elementary/ Senior Trained.	40-1-50	No dearness allowance.	A duty allowance of Rs. 2 p.m. for Head Teacher in Schools having more than 2 teachers.
		Passed Middle and Untrained.	30-1-39 (fixed pay Rs. 35).		A flat rate increase of Rs. 5 p.m. to each.
		Passed Matric	40-2-60-EB-2-80.		
	Head Master/Asstt. Teacher.	Passed Middle and Trained.	40-1-50	As in Government Schools.	A duty allowance of Rs. 2 to Headmasters in schools having more than 2 teachers.
		Passed Upper Primary and Trained or Passed Middle.	30-1-39 (fixed pay Rs. 35).		A flat rate increment of Rs. 5 a month.
					Flat rate increase of Rs. 12 in the case of employees of Gram Panchayat.

APPENDIX B

Scales of Pay of Teachers in Primary Schools--(contd.)

Management	Head Master/Asstt. Teacher	Minimum Qualifications	Scales of Pay Rs.	Allowances		Remarks
				Dearness	Others	
1	2	3	4	5	6	7

P U N J A B

Government/ Local Boards.	Head Master	Passed Matric J.V., J.T. and J.B.T.	60—4—80/4— 100/5—120.	Rs. 40 p.m.	Temporary allowance equal to two increments for those whose pay exceeds Rs. 100.
	Asstt. Teacher	Passed Middle/ J.V./J.T./J.B.T.	Do.		
Private			Scales are not uniform		

R A J A S T H A N

Government	Head Master	Passed Matric and Trained.	68—4—120—EB— 5—170 (Ajmer).	<i>Rajasthan</i> Rs. 15 for pay upto Rs. 39, Rs. 20 for pay between Rs. 40 and Rs. 59 and Rs. 25 for pay between Rs. 60 and Rs. 99.	<i>Headmaster's Allowance Rajasthan</i> Rs. 5 as Headmaster's allowance for schools with 5 or more teachers.
		Passed Middle and Trained.	80 fixed 50—2—60—EB—3 —75. (Rajasthan). 50—3—95 (Madhya Bharat).		

	Passed Middle	40—1—50 (Rajasthan and Madhya Bharat).			
	Passed Primary and Trained.	65—2½—90 (Selection Grade). 40—1—50—EB— 1½—65 (Bombay).	<i>Ajmer</i> Rs. 40 for pay up to Rs. 50, Rs. 50 for pay between Rs. 51 and Rs. 100; Rs. 55 for pay between Rs. 101 and Rs. 150 and Rs. 60 for pay between Rs. 151 and Rs. 200.	<i>Ajmer</i> Rs. 15. <i>Madhya Bharat</i> Rs. 5 for enrolment up to Rs. 100 and Rs. 10 if the enrol- ment is 100 or more.	In erstwhile Ajmer, S.V. Trained Asstt. Teachers are eligible for the scale of Rs. 68—4—120—EB— 5—170 and J. V. Trained for Rs. 55 —3—85—EB—4— 125.
	Passed Primary	40 fixed (Rajasthan). 35—1—40 (Bombay).			
Asstt. Teacher	Passed Middle and Trained.	80 fixed. 50—2—60—EB—3 —75 (Rajasthan). 68—4—120—EB— 5—170 55—3—85—EB—4 —125—5—130 (Ajmer). 50—3—95 (Madhya Bharat).	<i>Bombay</i> As shown under Bombay. <i>Madhya Bharat</i> Rs. 21 for pay up to Rs. 39 and Rs. 24 for pay between Rs. 40 and Rs. 200.	<i>Special Pay</i> <i>Bombay</i> As shown under Bombay.	
	Passed Middle	40—1—50 (Rajasthan and Madhya Bharat). 35—1—40—2—60 (Ajmer).			
	Passed Primary/ Lower Middle and Trained.	50—2—60—3—90 (Ajmer). 65—2½—90 (Selection Grade). 40—1—50—EB— 1½—65 (Bombay).			

APPENDIX B

Scales of Pay of Teachers in Primary Schools—(contd.)

Management	Head Master/ Asstt. Teacher	Minimum Qualifications	Scales of Pay Rs.	Allowances		Remarks
				Dearness	Others	
1	2	3	4	5	6	7

RAJASTHAN—(contd.)

Local Boards	Head Master/Asstt. Teacher.	Passed Primary	40 fixed (Rajasthan). 35—1—40 (Bombay).	As in Government Schools.	As in Government Schools.
		Passed Middle and Trained.	80 fixed. 50—2—60—EB—3 —75 (Rajasthan).		
		Passed Middle	40—1—50 (Rajasthan).		
		Passed Primary and Trained.	65—2½—90 (Selection Grade). 40—1—50—EB—1½ —65 (Bombay).		
		Passed Primary	40 fixed (Rajasthan). 35—1—40 (Bombay).		

There are no schools under these managements in erstwhile States of Ajmer and Madhya Bharat

Private Bodies	Head Master	Asstt. Teacher
	<p>Passed Matric and Trained.</p> <p>Passed Matric</p> <p>Passed Middle and Trained.</p> <p>Passed Middle</p> <p>Passed Primary and Trained.</p> <p>Passed Primary</p>	<p>Passed Matric and Trained.</p> <p>Passed Matric</p> <p>Passed Middle and Trained.</p>
	<p>68-4-120-EB-5-170 (Ajmer). 40 to 60 (Madhya Bharat).</p> <p>30 to 50 (Madhya Bharat).</p> <p>80 fixed. 50-2-60-EB-3-75. (Rajasthan). 30 to 40 (Madhya Bharat).</p> <p>40-1-50 (Rajasthan). 15 to 30 (Madhya Bharat).</p> <p>25-1-30-2-40 (Bombay).</p> <p>40 fixed. (Rajasthan). 20-1-30 (Bombay).</p>	<p>40-2-60 (Madhya Bharat).</p> <p>30 to 50 (Madhya Bharat).</p> <p>80 fixed 50-2-60-EB-3-75 (Rajasthan). 68-4-120-EB-5-170 55-3-85-EB-4-125 (Ajmer). 30 to 40 (Madhya Bharat).</p>
	<p><i>Rajasthan</i> As in Government Schools.</p> <p><i>Ajmer</i> As in Government Schools.</p>	<p><i>Bombay</i> At least 2/3 of the rates prevalent in Government Schools.</p> <p><i>Rajasthan</i> As in Government Schools.</p> <p><i>Ajmer</i> As in Government Schools.</p> <p><i>Madhya Bharat</i> Rs. 21 for pay up to Rs. 39 and Rs. 24 for pay between Rs. 40 and Rs. 150.</p>
		<p><i>Rajasthan</i> As in Government Schools.</p> <p><i>Ajmer</i> As in Government Schools.</p> <p>In erstwhile Ajmer, S.V. Trained Asstt. Teachers are eligible for the scale of Rs. 68-4-120-EB-5-170 and J.V. Trained for Rs. 55-3-85-EB-4-125.</p>

APPENDIX B

Scales of Pay of Teachers in Primary Schools—(contd.)

Management	Head Master/ Asstt. Teacher	Minimum Qualifications	Scales of Pay Rs.	Allowances		Remarks
				Dearness	Others	
1	2	3	4	5	6	7

RAJASTHAN—(concltd.)

Passed Middle	40—1—50 (Rajasthan) 35—1—40—2—60 (Ajmer). 15 to 30 (Madhya Bharat).
Passed Primary/ Lower Middle and Trained.	50—2—60—3—90 (Ajmer). 25—1—30—2—40 (Bombay).
Passed Primary	40 fixed (Rajasthan). 20—1—30 (Bombay).

UTTAR PRADESH

Government	Head Master	Junior High School and H.T.C.	40—1—45—EB—1 —50—EB—1—55.	D.A. is given to all Govt. servants as below—
	Asstt. Teacher	J.H.S. and J.T.C. or H.T.C.	25—1—30—EB—1 —40—EB—1—45	

	Nine Schools Teachers	Primary Single	Junior High Schools or H.T.C.	45-1-50-EB-1 -55-EB-1-60	and Rs. 100; Rs. 30 for pay between Rs. 101 and Rs. 150 Rs. 35 for pay bet- ween Rs. 151 to Rs. 450 for pay between Rs. 451 to 484—marginal adjustment.
	Head Mistress	.	Passed Junior High School Examina- tion and Trained	45-2-65-EB-3 -80	1-8-57 to 31-3-58 Pay up to Rs. 51..... Rs. 25 Rs. 51 to Rs. 70..... Rs. 30 Rs. 71 to 74...the amount by which the pay falls short of Rs. 100 p.m.
	Asstt. Teacher (women)		Passed Middle and Trained	35-2-45-EB-2 -65	
					Rs. Rs. Rs. 75 to 100 25 Rs. 101 to 150 30 Rs. 151 to 450 35 Rs. 451 to 484 mar- ginal adjustment.
Local Board	Head Master	.	Passed Middle and Trained or H.T.C.	51-1-56-EB-1 -61-EB-1-66	Rs. 6 for pay upto Rs. 46 and Rs. 7 for pay above Rs. 46
	Asstt. Teacher	.	Passed Middle and Trained or H.T.C. passed Middle or equivalent examination	41-1-46-EB-1 -51-EB-1-56 36 fixed	
Private Bodies	Head Master/ Asstt. Master		There are no regular scales of pay		

APPENDIX B

Scales of Pay of Teachers in Primary Schools—(contd.)

Management	Head Master/ Asstt. Teacher	Minimum Qualifications	Scales of Pay Rs.	Allowances		Remarks
				Dearness	Others	
1	2	3	4	5	6	7

WEST BENGAL

Calcutta Corporation Free Primary Schools.	Head Master/ Head Mistress	B.A. or B.Sc. or Passed Inter and Senior Trained with ten years' experience as a teacher of Corporation Free Primary School or Passed Shastri Examination, Part I of Kashi Vidyapeeth and Senior Trained with 10 years' experience as a teacher of Corporation Free Primary School	80—5—150			
	Asstt. Head Master/ Asstt. Head Mistress	Passed Inter or Passed Shastri Examination Part I of Kashi Vidyapeeth and Senior Trained or Passed Matric or its equivalent	70—4—00—5—130	Rs. 30 for pay upto Rs. 50; Rs. 40 for pay between Rs. 51 and Rs. 100 and Rs. 45 for pay between Rs. 101 and Rs. 150.	Rs. 10 as travelling allowance in the case of Lady teachers.	

		and Junior Trained with 10 years' teaching experience in Calcutta Corporation Free Primary Schools.			
	Asstt. Teacher (Male or Female)	Passed Matric or its equivalent.	60—4—80—5—120		
		Passed Middle and Junior Trained.	60—2—70—3—85		
Special Cadre Schools.	Head Master/Asstt. Teacher.	M.A./M.Sc./Hon. Graduate	100 fixed	Rs. 35	
		B.A./B.Sc.	70 fixed	Rs. 35	
		I.A./I.Sc.	60 fixed	Rs. 20.	
		Passed Matric or its equivalent	45 fixed	Rs. 12-50; Extra Allowance Rs. 5.	
				<i>Bihar</i>	<i>Additional allowance Bihar</i>
Government	Head Ma-ter	Passed Matric and Trained.	50—2—70—EB—2—90. (Bihar).	40 per cent. of pay subject to a minimum of Rs. 17/8 and a maximum of Rs. 25.	Rs. 5 for pay upto Rs. 250.
		Passed Matric	35 fixed (Cooch-Bihar).		
	Asstt. Teacher	Passed Matric and Trained.	50—2—70—EB—2—90. (Bihar)	Rs. 25.	
		Passed Middle	28 fixed. (Cooch-Bihar).	<i>Cooch-Bihar</i> Rs. 30 fixed.	<i>Cooch-Bihar</i> Rs. 2.
		Passed Middle and Trained.	45—2—55—EB—2—75. (Bihar).		

APPENDIX B
Scales of Pay of Teachers in Primary Schools— (contd.)

Management	Head Master/ Asstt. Teacher	Minimum Qualifications	Scales of Pay Rs.	Allowances		Remarks
				Dearness	Others	
1	2	3	4	5	6	7

WEST BENGAL—(contd.)

Local Boards/ Distt. School Boards	Head Master	B.A. or B.Sc. and Trained	75—4—95—EB—5 —120—3—150. (Bihar).	25 per cent. of pay and Special pay of Rs. 12-50.	<i>Head Master's allow- ance</i> Rs. 15 as special pay of Headmaster in Junior Basic Schools and Rs. 5 as Head Teacher's Allowance in other Primary Schools.	
		Passed Matric or its equivalent and Trained	55—4—2—75—5/2 —90. 55—1—60 50 fixed. (West Bengal).			
		Passed Middle	40 fixed (West Bengal).		<i>Headmaster's allow- ance</i>	
	Asstt. Teacher	Passed Matric and Trained or Passed Inter	55—4/2—75—5/2— 90. 55—1—60 50 fixed. (West Bengal). 50—2—70—EB—2 —90 (Bihar).	<i>West Bengal</i> 25 per cent. of pay in junior basic schools and Rs. 12½ in other primary Schools.	<i>West Bengal</i> Rs. 15 in junior basic schools and Rs. 5 in other primary schools.	The scale of pay of Rs. 55—4/2—75— 5/2—90 in West Bengal is available only to basic trained teachers in junior basic schools.

Private	Head Master Asstt. Teacher	Passed Middle and Trained or Passed Matric	40—2—50—EB—1 —61—2—75 (Bihar) 40 fixed (West Bengal).	Bihar Rs. 10.	Bihar Additional Pay Rs. 5 upto R. 250.
		Passed Primary and Trained. B.A. or B.Sc. and Trained	75—4—95—EB—5 —120—3—150.	Bihar Rs. 10 (minimum)	
		Passed Matric and Trained or Passed Inter	50—2—70—EB—2 —90.	applicable to teachers in schools that stood recognised on 30-11-53.	
		Passed Middle and Trained Passed Matric	40—2—50—EB—1 —61—2—75. 40—2—50—EB—1 —60.		
		Passed Primary	30— $\frac{1}{2}$ —40 (Bihar) :		

There are no uniform scales in schools under these managements in erstwhile West Bengal

ANDAMAN AND NICOBAR ISLANDS

(A)—ANDAMANS

Government	Head Master/Asstt. Teacher.	Passed Matric and Trained	68—4—120—5—170	Rs. 45 for pay upto Rs. 50; Rs. 55 for pay between Rs. 51 and Rs. 100; Rs. 60 for pay between Rs. 101 and Rs. 150 and Rs. 65 for pay between Rs. 151 and Rs. 200.	<i>Special Pay</i> 33½ per cent. of pay in South Andamans and 40 per cent. of pay in North and Central Andamans for Persons recruited from the main land, 10 per cent. of pay subject to a minimum of Rs. 10 for persons recruited locally and transferred to North or Central Andamans.	Teachers recruited from mainland are entitled to following concessions— (i) Rent free unfurnished accommodation. (ii) Free passage for self and family once a year and on appointment. (iii) Concession admissible under Central Govt. Service Rules 1944 Medical Service Facilities.
		Passed Matric	60—3—81—EB—4 —125—5—130.			
		Passed Middle and Trained	50—2—60—3—90			
		Passed Middle	35—1—40—2—60			

APPENDIX B

Scales of Pay of Teachers in Primary Schools—(contd.)

Management	Head Master/ Asstt. Teacher	Minimum Qualifications	Scales of pay Rs.	Allowances		Remarks
				Dearness	Others	
1	2	3	4	5	6	7

ANDAMAN AND NICOBAR ISLANDS—(contd.)

(B)—NICOBARS

	Head Master . . .	B.A. or B.Sc. and Trained	58—5—120—8—200 —10—300. (Starting salary Rs. 120 for B.T.).	..	<i>Special Pay</i> 15 per cent. of pay subject to a mini- mum of Rs. 15 for persons recruited locally and trans- ferred to Nicobar and special pay of 45 per cent. admi- ssible to persons recruited from the mainland.
	Asstt. Teacher . . .	Not specified	(a) 35-1-40-2-60 . (b) 40 fixed. (c) 20 fixed.		
Local Boards/ Private bodies	There are no schools under these managements				
	DELHI				
Government/ Local Boards/ Private Bodies	Head Master . . .	Passed Matric and Trained	68—4—120—EB— 5—170.	Rs. 40 for pay upto Rs. 50. Rs. 50 for	(a) Rs. 15 as Head Master's allowance.

Asstt. Teacher	Passed Middle or Matric and S.V. Trained.	Do.	pay between Rs. 51 and Rs. 100, Rs. 55 for pay between Rs. 101 and Rs. 150 and Rs. 60 for pay between Rs. 151 and Rs. 200 plus Rs. 5 as special D.A. for pay upto Rs. 250.	(b) House Rent allowance, Rs. 7 for pay upto Rs. 54; Rs. 10 for pay between Rs. 55 and Rs. 100 and Rs. 15 for pay between Rs. 101 and Rs. 250.
	Passed Matric or Passed Middle and J.V. Trained	60-3-81-EB-4-125-5-130.		
	Passed Middle	35-1-40-2-60		
	Non-Matric J.V. or Non-Middle J.V.	50-2-60-3-90		(c) City Compensatory Allowance—Rs. 3 for pay upto Rs. 54, Rs. 5 for pay between Rs. 55 and Rs. 100, Rs. 7 for pay between Rs. 101 and Rs. 140 and Rs. 10 for pay between Rs. 141 and Rs. 250.

HIMACHAL PRADESH

Government/ Local Boards.	Head Master/Asstt. Teacher.	Passed Middle and S.V. Trained	50-3-80-EB-4-100.	Rs. 30 for pay upto Rs. 50 and Rs. 40 for pay between Rs. 51 and Rs. 150.
		Passed Middle and J.V. Trained	40-2-60-3-90 (Starting Salary Rs. 50 for Matriculates).	
		Passed Matric and Junior Basic Trained	50-3-80-4-100	
		Passed Matric	Rs. 40 fixed.	
Private Bodies		There are no regular scales of pay. The minimum salary is Rs. 30.		

APPENDIX B

Scales of Pay of Teachers in Primary Schools—(contd.)

Management	Head Master/ Asstt. Teacher	Minimum Qualifications	Scales of Pay Rs.	Allowances		Remarks
				Dearness	Others	
1	2	3	4	5	6	7

LACCADIVE, MINICOY AND AMINDIVE ISLANDS

Government	Head Master	Passed S.S.L.C. and Trained	45—3—60—2—90	Rs. 22	Local allowance for mainland recruits— Rs. 9
		Passed Higher Elementary Examination and Trained	30—1—50 . .	Rs. 19	
	Asstt. Teacher	Passed Higher Elementary and Trained	30—1—50 . .	Rs. 19	
		Passed Lower Elementary and Trained	25—1—35 . .	Rs. 19	
Local Boards/ Private Bodies	There are no schools under these managements				

MANIPUR

Primary Schools

Government	Head Master/ Asstt. Teacher	Passed Middle and Basic or Normal Trained	40—1—45—EB—2—55	40 per cent of pay for pay upto Rs. 30; 20 per cent of pay for pay between Rs. 30 and Rs. 60	Addl. allowance of Rs. 6 for pay upto Rs. 100
		Passed Middle and Guru Trained	35—1—40—EB—1—45		
		Passed Middle	30—1—35—EB—1—40		
		<i>Junior Basic Schools</i>			
	Head Master/ Instructors	Passed Middle and Junior Basic Trained	50—3—80—EB—4—100	20 per cent of pay for pay upto Rs. 60 and 15 per cent of pay above Rs. 60	Headmaster's allowance Rs. 25 Addl. allowance of Rs. 6 for pay upto Rs. 100
Local Boards		There are no schools under these management			
Private Bodies		There are no regular scales of pay			

APPENDIX B
Scales of Pay of Teachers in Primary Schools—(contd.)

Management	Head Master/ Asstt. Teacher	Minimum Qualifications	Scales of Pay Rs.	Allowances		Remarks
				Dearness	Others	
1	2	3	4	5	6	7

TRIPURA						
Government	Head Master	B.A. or B.Sc. and Basic Trained	200—10—420—15— 450—(For Experi- mental Model Schools of Basic Education.	Rs. 30 for pay upto Rs. 50; Rs. 40 for pay between Rs. 51 ● Rs. 100 Rs. 45 for pay between Rs. 1.01 to Rs. 150; Rs. 50 for pay between Rs. 151 to Rs. 200; Rs. 60 for pay between Rs. 201 to 300; Rs. 65 for pay between Rs. 301 to 350; Rs. 70 for pay between Rs. 351 to 400; and Rs. 75 for pay between Rs. 401 to 450.	<i>Headmaster's allow- ance</i> Rs. 50 p.m. in Experi- mental Model Schools only <i>Asstt. Headmaster's allowance</i> Rs. 40 p.m. in Experi- mental Model Schools only Rs. 15 Headmaster's allowance in Pri- mary Schools <i>Compensatory allow- ance</i> Rs. 5 for pay upto Rs. 34, Rs. 7.50 for pay between Rs. 35 to 60; Rs. 10 for pay between Rs. 61 to 80; Rs. 12.50 for pay between Rs. 81 to 140; Rs. 15 for pay between Rs. 141 to 200; Rs. 17.50 for pay between Rs. 201 to 300.	
		Do,	100—5—160—EB— 5—215—10—225 (For Junior Basic Schools).			
		Passed Matric and Trained	55—3—91—EB—3 118—4—130 (starting Pay Rs. 70).			
		Passed Matric or Passed Middle and Trained	55—3—91—EB—3 —118—4—130			
		Passed Middle	35—4/2—75—5/2—80			
	Asstt. Head Master/ Asstt. Teacher	B.A. or B.Sc. and Basic Trained	100—5—160—EB— 5—215—10—225 (For Experimental Model Schools).			

Local Boards Private Bodies	Asstt. Teacher	Passed Matric and Trained or Passed Inter.	55-3-91-EB-3- -118-4-130 (Starting Pay Rs. 70)		<i>Cash Allowance</i> Rs. 5 for all		
		Passed Matric or Passed Middle and Trained	55-3-91-EB-3- 118-4-130 *			*For existing employees only.	
		Passed Middle	34-4/2-75-5/2-80*				
		There are no such schools in the Union Territory					
		Scales of pay are not uniform					
		N. E. F. A.					
Government Local Boards/ Private Bodies	Head Master	Passed Matric and Trained	(i) 90-5-120-EB -10-150 (ii) 75-3-105-EB -4-125	15 per cent of pay for pay between Rs. 61 and Rs. 100 and 17½ per cent of pay for pay above Rs. 100.	<i>Special Pay</i> Rs. 33½ of the basic pay subject to a minimum of Rs. 50 plus Rs. 13½ per month in lieu of ration when posted in the interior.		
	Asstt. Teacher	Passed Matric	60-4-80-EB-4- -100-EB-5-125	<i>Additional Dearness Allowance</i> Rs. 6 for pay upto Rs. 100			
		Passed Middle and Trained	(i) 75-3-105-EB -4-125 (Selection Grade) (ii) 60-2-80-EB -2½-100				
		Passed Middle	40-1-50-EB-2½ -65				
		There are no schools under these managements					

APPENDIX B

Scales of Pay of Teachers in Primary Schools—(concl.)

Management	Head Master/ Asstt. Teacher	Minimum Qualifications	Scales of Pay Rs.	Allowances		Remarks
				Dearness	Others	
1	2	3	4	5	6	7

PONDICHERRY

Stuff recruited before 1-11-54

A—French Schools

Government	Headmaster/ Asstt. Teacher	Brevet Elementaire, C.A.P.	102—20/3—180— 32/3—278	<i>Family Allowance :</i> Rs. 10 p.m. per child. <i>Diploma allowance :</i> Vidwan/Baccalaureat Rs. 10 p.m. M.A. Rs. 15 p. m. <i>Headmaster allowance:</i> Rs. 13.33 p.m. if the number of teachers is above 10, Rs. 6.66 if the number of teachers is bet- ween 5 and 10, Rs. 3.33 if the number of teachers is below 5.		
Government	Head Master	B.A., C.A.P.	<i>B—English Schools</i> 148—32/3— 276—36/3 —348—38/3—386.			

Asstt. Teacher	Intermediate, C.A.P.	102—20/3— 182—32 3—278
	Matriculation, C.A.P.	96—18/3— 168—26/3 —246

C—Indian Language Schools

Government	Head Master	Brevet Elementaire, C.A.P.	102—20/3— 182—32/3 —278
	Asstt. Teacher	Brevet D' enseignement primaire superieur language indienne C.A.P. ou Brevet de language indienne of C.A.P.	96—18/3— 168—26/3 —246

II—Personnel recruited after 1-11-54.

Local Boards Private Bodies	The same qualifications and scales of pay and allowances as prescribed by the Govt. of Madras
	There are no such schools in the State
	The qualifications and scales of pay are not prescribed.

APPENDIX C
Scales of Pay of Teachers in Middle Schools

Management	Head Master/ Asstt. Teacher	Minimum Qualifications	Scales of Pay Rs.	Allowances		Remarks
				Dearness	Others	
1	2	3	4	5	6	7
ANDHRA PRADESH						
Government	Head Master	B.A. or B.Sc and Trained	165—5—205—10— 245 85—5—25—10—175	Rs. 22 for pay bet- ween Rs. 41 and Rs. 60; Rs. 24 for pay between Rs. 81 and Rs. 100; 17½ per cent of pay plus Rs. 8 for pay between Rs. 101 and Rs. 200 and 17½ per cent of pay plus Rs. 6 for pay between Rs. 201 and Rs. 300.	<i>Headmaster's allowance</i> Rs. 10 if the enrol- ment is 500 or less and Rs. 25 if the enrolment ex- ceeds 500.	Existing employeas of the merged areas permitted to retain their grades.
	Assistnt Teacher	B.A. or B.Sc. and Trained B.A. or B.Sc. Passed Matric or Equivalent Examination and Trained Passed Matric or Equivalent Examination	85—5—125—10—175 85 fixed 45—3—60—2—90 45 fixed		<i>House Rent allowance</i> In towns with popu- lation 50,000 or above:— Rs. 7 for pay between Rs. 41 and Rs. 80; for Rs. 9 for pay between Rs. 81 and Rs. 100 and Rs. 12 for pay between Rs. 101 and Rs. 150. In other Municipal taluka and head- quarter Towns:— Rs. 3 for pay upto Rs. 150.	
Local Boards	Head Master	B.A. or B.Sc. and Trained	75—5—145	Rs. 22 for pay bet- ween Rs. 41 and Rs. 60; Rs. 24 for	<i>Headmaster's allow- ance</i>	

Private Bodies	Assistant Teacher	Passed Matric or Equivalent Examination and Trained	45—2—85	pay between Rs. 61 and Rs. 100 and 17½ per cent of pay <i>plus</i> Rs. 8 for pay between Rs. 101 and Rs. 200	As in Government Schools
	Head Master	B.A. or B.Sc. and Trained	30 fixed	As in Local Boards Schools	<i>Headmaster's allowance</i>
	Assistant Teacher	Passed Matric or Equivalent Examination and Trained	45—2—85		As in Government Schools
		Passed Matric or Equivalent Examination	30 fixed		

ASSAM

Government	Head Master	B.A. or B.Sc. and B.T.	125—7½—155—9— 245—EB—10—275	40% (50% in K. & J. Hills) for pay upto Rs. 30.20 per cent (25 per cent in Hills) of pay for pay between Rs. 31 and Rs. 60, 15 per cent (20 per cent in Hills) for pay between Rs. 61 and Rs. 100 and 17½ per cent (20 per cent in Hills) of pay for pay between Rs. 101 and Rs. 250. Extra D. A. of Rs. 6 p.m. for those whose pay does not exceed Rs. 100. Additional allowance of Rs. 13½ in lieu of rice concession for pay upto Rs. 300.	<i>Headmaster's allowance</i> Rs. 20	Graduates with Hons. Distinction, B. T. or Post-Graduate Degree will get two advance increments
	Assistant Teacher	B.A., B.Sc. and B.T.	125—7½—155—9— 245—EB—10—275			
		Passed Matric and Trained or Intermediate	75—3—105—EB— 4—125			
		Non-Matric and Normal passed	60—2—80—E.B.— 2½—100			
		Passed Matric	60—4—80—E.B.—4 100—EB—5—125			

APPENDIX C
Scales of Pay of Teachers in Middle Schools—(contd.)

Management	Head Master/ Asth. Teacher	Minimum Qualifications	Scales of Pay Rs.	Allowances		Remarks
				Dearness	Others	
1	2	3	4	5	6	7

ASSAM—(Contd.)

Private	Head Master	Intermediate	75—2—95—3—125	Rs. 15 for all	<i>Headmaster's allow- ance</i> Rs. 10
	Assistant Teacher	Passed Matric	60—1—70—2½—75	Rs. 15 for all	
		Normal Trained	Do.		
		Matric and Normal Trained.	75—2—95—2½—100		
		Graduate	75—2—95—3—125 (Starting salary Rs. 85).		
	Hindi . . .	Hindi Teacher Vishard and Kobid.	55—1—65—2½—80		
	Classical . . .	Title Holders	Do.		
	Craft . . .	Matric with Diploma in the Subject.	75—2—95—2½—100		
		Middle with Diploma	60—1—70—2½—75		

B I H A R

Government	Head Master . . .	Passed Matric and Trained with two years' teaching experience.	150—10—230—EB—15—350. 60—2—80—EB—2—100.	40 per cent of pay subject to a minimum of Rs. 17.50 and a maximum of Rs. 25 for pay upto Rs. 100.	<i>Headmaster's allowance</i> Rs. 15 in Senior basic Schools only.
	Assistant Teacher .	Passed Matric and Trained. Passed Middle and Trained.	50—2—70—EB—2—90. 45—2—55—EB—2—75.		
Local Boards/ Private Bodies.	Head Master .	B.A. or B.Sc. and Trained.	100—5—125—EB—4—145—EB—3—175.	Rs. 10	<i>Headmaster's allowance</i> Rs. 5.
		Passed Inter and Trained or B. A. or or B.Sc.	70—3—85—EB—4—105—2—115.	Rs. 15.	
	Assistant Teacher .	Passed Matric and Trained or Passed Inter. (i) Passed Middle and Trained. (ii) Passed Matric .	50—2—70—EB.—2—90. (i) 40—2—50—EB—1—61—2—75. (ii) 40—2—50—EB—1—60	Rs. 15 upto the stage where total emoluments become Rs. 100.	

APPENDIX C

Scales of Pay of Teachers in Middle Schools—(contd.)

Management	Head Master/ Asstt. Teacher	Minimum Qualifications	Scales of Pay Rs.	Allowances		Remarks
				Dearness	Others	
1	2	3	4	5	6	7

B O M B A Y						
Government	Head Master	B.A. or B.Sc. and Trained.	70—5—130—EB— —6—160—8—200 (Aurangabad Region).	<i>Bombay and Kutch</i> Rs. 45 for pay between Rs. 51 and Rs. 100; Rs. 50 for pay between Rs. 101 and Rs. 150; Rs. 55 for pay between Rs. 151 and Rs. 200; Rs. 60 for pay between Rs. 201 to Rs. 300; Rs. 70 for pay between Rs. 301 to Rs. 500; Rs. 85 for pay Rs. 501 to Rs. 750.	<i>Headmaster's allowance</i> <i>Bombay</i> Rs. 20 to Rs. 35 <i>Compensatory allowance</i> <i>Bombay</i> Rs. 5 for pay below Rs. 35, Rs. 7½ for pay between Rs. 36 and Rs. 60, Rs. 10 for pay between Rs. 61 and Rs. 80, Rs. 12½ for pay between Rs. 81 and Rs. 140, Rs. 15 for pay between Rs. 141 and Rs. 200, Rs. 17½ for Rs. 201—250 and Rs. 20 for Rs. 251—300, and above.	
			100—8—140—10— 200 (Saurashtra Region).			
			70—5—130—EB —6—160—8—200 (Kutch).			
		B.A. or B.Sc.	70—5—130—EB— 6—160—8—200 (Grade II) Saurashtra).			
	Passed Inter and Trained	61—3—85—EB—4 —125—5—130 (Kutch).				
	Non-Graduate	75—5—90—7—125 (Saurashtra).				

Assistant Teacher .

Passed Middle and Trained.

(i) 65-2½-90 (Selection Grade).
(ii) 40-1-50-EB-1½-65 (Vidharbha Region).

B.A. or B.Sc.

70-5-130-EB-8-200
(Saurashtra Region).

Passed Inter and Trained.

130-4-154-EB-6-190 (Aurangabad).

Passed Matric and Trained

60-4-100-5-170 (Kutch).
60-60-3-84-EB-4-120 (for Men)

70-70-3-94-94-EB-4-130 with two advance increments for Dip. Training (for Women) (Vidharbha Region).

81-3½-130 (Aurangabad).
52-3-85-EB-4-125-5-130 (Kutch).

Rs. 3 for pay below Rs. 55, Rs. 5 for pay between Rs. 55 and Rs. 100, Rs. 7 for pay between Rs. 101 and Rs. 140 and Rs. 10 for pay above Rs. 140.

*House Rent Allowance
Bombay*

Rs. 15 for pay between Rs. 55 and Rs. 100 and Rs. 20 for pay between Rs. 101 and Rs. 250 and 10% of pay for above Rs. 250.

Ahmedabad

Rs. 10 for pay between Rs. 55 and Rs. 100 and Rs. 15 for pay between Rs. 101 and Rs. 250 and 7½ % of pay above Rs. 250.

*Poona, Baroda,
Sholapur Surat
and Hubli.*

Rs. 7 for pay between Rs. 55 and Rs. 100 and Rs. 10 for pay between Rs. 101 and Rs. 250 and 5 % of pay above Rs. 250.

APPENDIX C

Scales of Pay of Teachers in Middle Schools—(contd.)

Management	Head Masters/ Asstt. Teacher	Minimum Qualifications	Scales of Pay Rs.	Allowances		Remarks
				Dearness	Others	
1	2	3	4	5	6	7

BOMBAY—(contd.)

Government	Assistant Teacher	Passed Matric	54—2—56—2½—81 EB—3½—95½ (Aurangabad). 40—3—70—EB— 5—90—(Saurash- tra).			
		Passed Middle and Trained.	65—2½—90 (selec- tion grade). 40—1—50—EB— 1½—65 (Vidharbha Region).			
Local Boards/ Private.	Head Master	B.A. with 5 years' experience.	80—5—130—EB— 6—160—8—200. (Bombay).			<i>Headmaster's allow- ance.</i> Ranges from 20 to 35.
	Assistant Teacher	Trained Graduate	(i) 80—5—130— EB—6—160—8— 200. (ii) 74—4—141— EB—4—130—6			

	(i) 100-100-5- 150-150-EB-5- 200.
	(ii) 125-125-5- -170-EB-6- 200 (Madhya Pra- desh).
	(i) 100-7-150
	(ii) 80-7-125 (Kutch).
Graduate	80-5-125 (Kutch).
	(i) 70-5-130- EB-6-160-8- 200.
	(ii) 70-2-74 (Bombay). 65-200 (Saurashtra). 75-5-130 (Kutch).
Passed Matric and Trained.	56-2-76-EB-2- 80-EB-4-120 (Bombay). 60-60-3-84-84 EB-4-120 70-70-3-94-94 EB-130 (Madhya Pradesh). 81-3 $\frac{1}{2}$ -130 (Hyderabad). 60-4-100 (Kutch)
Passed Matric	50-3/2-56 (Bom- bay). 40-70 (Saurashtra) (i) 50-3-75 (ii) 40-3-70 (Kutch)

Local Board schools do not exist in the erstwhile Hyderabad, Saurashtra and Kutch States.

APPENDIX C

Scales of Pay of Teachers in Middle Schools—(contd.)

Management	Head Master/ Asstt. Teacher	Minimum Qualifications	Scales of Pay Rs.	Allowances		Remarks
				Dearness	Others	
1	2	3	4	5	6	7

JAMMU AND KASHMIR

Government	Head Master	B.A. and B.T.	80—8—120—EB— —8—200.	Rs. 10 for pay between Rs. 51 and Rs. 75; Rs. 12 for pay between Rs. 76 and Rs. 100 and Rs. 15 for pay between Rs. 101 and Rs. 200.
	Assistant Teacher	B.A. and B.T.	80—8—120—EB— 8—200	
		Passed B.A.	50—5—90 (Starting pay Rs. 70).	
		Passed Inter and Trained.	50—5—90—EB—6—120 (Starting pay Rs. 60).	
		Passed Inter	50—5—90 (Starting pay Rs. 55).	
	Passed Matric and Trained.	50—5—90—EB—6—120 (Starting pay Rs. 55).		

Local Boards .

There are no schools under these managements

Private Bodies

There is no uniformity in the scales of pay

KERALA (Upper Primary Schools)

Government	Head Master	B.A. or B.Sc. and Trained B.T.	150—10—250 (I Gde.) 80—5—120—7½— 165 (II Gde.)	Rs. 27 for pay upto Rs. 45, Rs. 33 for pay between Rs. 46 and Rs. 140. 22½% of pay subject to a minimum of Rs. 36 for pay between Rs. 141 and Rs. 200 and 20% of pay subject to a mini- mum of Rs. 47 for pay between Rs. 201 and Rs. 325.	Rs. 10 as Head- master's allowance.
	Assistant Teacher	Passed Matric or Equivalent Exami- nation and Trained.	40—3—55—4—75— 5—120.	Rs. 40	
		Passed Upper Pri- mary Examination.		Rs. 40	
		Passed Secondary	Rs. 65 fixed	<i>Special D.A.—</i> Rs. 12 for pay upto Rs. 55; Rs. 7 for pay between Rs. 56 and Rs. 60 and Rs. 5 for pay between Rs. 61 and Rs. 200.	
Local Boards			No such schools in the State		
Private Bodies	Head Master	Graduate and Trained	80—5—120—7½— 165 (Travancore- Cochin Area only).	As in Government Schools.	
	Head Master Assistant Teacher	Passed S. S. I. C. and Trained	40—3—55—4—75— 5—120 (Travan- core & Malabar Area)		
	Assistant Teacher	Passed Matric	Rs. 40 fixed	No allowance	

APPENDIX C

Scales of Pay of Teachers in Middle Schools—(contd.)

Management	Head Master/ Asstt. Teacher	Minimum Qualifications	Scales of Pay Rs.	Allowances		Remarks
				Dearness	Others	
1	2	3	4	5	6	7

MADHYA PRADESH

Government	Head Master	B.A. or B.Sc. and Trained	100—5—150—EB —10—250 (Madhya Bharat)			
			100—100—5—150— —EB—5—200 (Starting salary Rs. 110) Vindhya Pra- desh 100—5—150—150— EB—5—200 (Bho- pal)			
		Passed Middle and Trained	50—3—80—EB—2½ —100 (for men) 60—5—100—EB—5 —125 (for women) (Madhya Pradesh) 45—80 (for men) 50—3—80—EB—2½ —100 (for women) (Bhopal)			

50-2-60-EB-3
-75 (Rajasthan)

Vindhya Pradesh

Asstt. Teacher

B.A. or B.Sc. and
Trained

100-5-150-EB-
-10-250 (Madhya
Bharat)
100-100-5-150-
EB-5-200 (Start-
ing salary Rs. 110)
(Vindhya Pradesh)

Rs. 33 for pay
between Rs. 45
and Rs. 150; and
Rs. 35 for pay
between Rs. 151
and Rs. 200

Rajasthan

B.A. or B.Sc.

70-5-150 (Madhya
Bharat)
65-3-80-EB-2
-100 (Bhopal)

Rs. 20 for pay
between Rs. 40 and
Rs. 59; Rs. 25 for
pay between Rs. 60
and Rs. 99 and
Rs. 30 for pay
between Rs. 100
and Rs. 200.

Passed Inter and
Trained

60-3-75-5-120
(Madhya Bharat).
60-3-75-3-
84-4-120 (Start-
ing salary Rs. 66)
(Vindhya Pradesh)
70-4-90-EB-5
-140 (Rajasthan)

Passed Inter

60-60-3-75-3-
84-4-120
(Vindhya Pradesh)
70-4-90-EB-5
-140 (Rajasthan)

APPENDIX C

Scales of Pay of Teachers in Middle Schools—(contd.)

Management	Head Master/ Asstt. Teacher	Minimum Qualifications	Scales of Pay Rs.	Allowances		Remarks
				Dearness	Others	
1	2	4	5	6	6	7

MADHYA PRADESH—(contd.)

Government	Asstt. Teacher	Passed Matric and Trained.	100—5—150 (Selection Grade for men). 125—3—175 (Selection Grade for women). 60—60—3—84—84 —EB—4—120 (for men) (Starting salary Rs. 66). 70—70—3—94—94 —EB—4—130 (for women) (Starting salary Rs. 76). (Madhya Pradesh). 60—3—75—5—120 (Madhya Bharat). 45—2½—50—2—60 —EB—65—3—80 —2—100 (Vindhya Pradesh).
------------	----------------	----------------------------	---

			100-5-130 60-4-80-EB-5 -100-5-130 (Rajasthan).		
		Passed Matric	50-3-95 (Madhya Bharat). 45-2½-50-2-80 (Old Scale) (Vindhya Pradesh).		
		Passed Middle and Trained.	50-3-80-EB-2½ -100 (for women). 45-2½-50-2-60 -EB-2-80 (for men). (Madhya Pradesh). 50-2-60-EB-3 -75 (Rajasthan).		
Local Boards	Head Master/Asstt. Teacher.	Passed Inter and/ Trained.	70-4-90-EB-5 -140 (Rajasthan).	<i>Madhya Pradesh</i> Rs. 30. <i>Rajasthan</i> As in Govt. Schools.	
		Passed Matric and Trained.	30 (Minimum) (M.P.) 100-5-130 60-4-80-EB-5 -100-5-130 (Rajasthan).	<i>Rajasthan</i> As in Govt. Schools.	<i>Headmaster's allow- ance</i> <i>Madhya Bharat</i> Varies from Rs. 10 to Rs. 20.
		Passed Matric	50-4-70-5-80 (Rajasthan).		<i>Rajasthan</i> As in Govt. Schools.
		Passed Middle and Trained.	50-2-60-EB-3 -75 (Rajasthan).		

There are no schools under these managements in erstwhile States of Madhya Bharat, Vindhya Pradesh and Bhopal.

APPENDIX C

Scales of Pay of Teachers in Middle Schools—(contd.)

Management	Head Master/ Asstt. Teacher	Minimum Qualifications	Scales of Pay Rs.	Allowances		Remarks
				Dearness	Others	
1	2	3	4	5	6	7

MADHYA PRADESH—(contd.)

Local Boards	Asstt. Teacher	B.A. or B.Sc. and Trained.	60—100 (Madhya Bharat).		
		B.A. or B.Sc.	60—80 (Madhya Bharat).		
		Passed Inter and/or Trained.	70—4—90—EB—5—140 (Rajasthan).		
		Passed Inter	40—60 (Madhya Bharat).		
		Passed Matric and Trained.	30 (Minimum) (Madhya Pradesh). 40—60 (Madhya Bharat).		
Private Bodies	Head Master	B.A. or B.Sc. and B.T.	100—5—150—EB—10—250 (Madhya Bharat).		

Assistant Teacher .	Passed Inter and/or Trained.	70—4—90—EB—5—140 (Rajasthan).	<i>Madhya Pradesh</i> Rs. 30.	<i>Headmaster's allowance</i>
	Passed Matric and Trained.	Rs. 30 (Minimum) (Madhya Pradesh). 100—5—130 60—4—80—EB—5—100—5—130. (Rajasthan).	<i>Madhya Bharat</i> As in Govt. Schools	<i>Madhya Bharat</i> Varies from Rs. 10 to Rs. 20.
	Passed Matric .	50—4—70—5—80 (Rajasthan).	<i>Rajasthan</i> As in Govt. Schools	<i>Rajasthan</i> As in Govt. Schools.
	Passed Middle and Trained.	50—2—60—EB—3—75 (Rajasthan).		
	B.A. or B.Sc. and Trained.	60—100 (Madhya Bharat).		
	B.A. or B.Sc. .	60—80 (Madhya Bharat).		
	Passed Inter and/or Trained.	70—4—90—EB—5—140 (Rajasthan).		
	Passed Inter . .	40—60 (Madhya Bharat).		
Passed Matric and Trained.	30 (Minimum) (M.P.) 40—60 (M. Bharat). 100—5—130 60—4—80—EB—5—100—5—130 (Rajasthan).			

APPENDIX C

Scales of Pay of Teachers in Middle Schools—(contd.)

Management	Head Master/ Asstt. Teacher	Minimum Qualifications	Scales of Pay Rs.	Allowances		Remarks
				Dearness	Others	
1	2	3	4	5	6	7

MADHYA PRADESH—(concl'd.)

Private Bodies	Assistant Teacher	Passed Matric	30—50 (Madhya Bharat). 50—4—70—5—80 (Rajasthan).		
		Passed Middle and Trained.	30—40 (Madhya Bharat). 50—2—60—EB—3 —75 (Rajasthan).		

There are no uniform scales of pay in erstwhile States of Vindhya Pradesh and Bhopal.

M A D R A S

Government	Head Master	B.A. or B.Sc. and Trained.	165—5—205—10— 245. 85—5—125—10— 175 (Starting salary Rs. 100). (Madras). 150—10—250 55—7—75—7½— 150 (Travancore- Cochin).	<i>Madras</i> Rs. 22 for pay between Rs. 41 and Rs. 60, Rs. 24 for pay between Rs. 61 and Rs. 100; 17½ per cent. of pay plus Rs. 8 for pay between Rs. 101 and Rs. 200 and 17½%	<i>Headmaster's allow- ance</i> <i>Madras</i> Rs. 10 if the enrolment is 500 or less and Rs. 25 if the enrol- ment exceeds 500. <i>Travancore-Cochin</i> Rs. 10.
------------	-------------	-------------------------------	---	--	---

Assistant Teacher

Passed Matric or
Equivalent Exami-
nation and Trained.

~~45-3-65-3-80~~
(Madras)—
41-3-65-3-80
(Travancore-Cochin)

Passed Matric or
Equivalent Exami-
nation.

45 fixed (Madras)

of pay plus Rs. 6
for pay between
Rs. 201 and Rs. 300.
Travancore-Cochin
Rs. 27 for pay
between Rs. 25 and
Rs. 45, Rs. 33 for
pay between Rs. 46
and Rs. 150; Rs. 35
for pay between
Rs. 151 and Rs. 173
and 20 per cent of
pay for pay between
Rs. 176 and Rs. 275.

*House Rent allow-
ance*

Madras

In Madras City Rs. 9
for pay between
Rs. 40 and Rs. 80,
10 per cent of pay
with a minimum of
Rs. 10 plus Rs. 2 for
pay between Rs. 81
and Rs. 150.

In town with a
population of 50,000
or above—Rs. 5
for pay between
Rs. 40 and Rs. 80,
Rs. 9 for pay
between Rs. 81 and
Rs. 100, Rs. 12 for
pay Rs. 101 and
Rs. 150. In other
municipal or taluka
headquarter towns
Rs. 3 for pay upto
Rs. 150.

Ad-hoc allowance
Travancore-Cochin

Rs. 7 for pay upto
Rs. 60 and Rs. 5
for pay upto Rs. 250.

APPENDIX C

Scales of Pay of Teachers in Middle Schools—(contd.)

Management	Head Master/ Asstt. Teacher	Minimum Qualifications	Scales of Pay Rs.	Allowances		Remarks
				Dearness	Others	
1	2	3	5	5	6	7
<i>MADRAS—(contd.)</i>						
Local Boards	Head Master	B.A. or B.Sc. and B.T. or B. Ed.	150—10—200	<i>Madras</i> As in Govt. Schools	<i>Madras</i> As in Govt. Schools.	
	Assistant Head- master.	B.A. or B.Sc. and B.T. or B.Ed.	75—5—145		Assistant Head- masters are entitled to Rs. 15 p.m. as Special pay	
	Assistant Teacher	B.A. or B.Sc. Passed Matric or Equivalent Exami- nation and Trained.	65 fixed 44—2—85 (<i>Madras</i>).			
		Passed Matric or Equivalent Exami- nation.	30 fixed (<i>Madras</i>)			
There are no schools under these managements in erstwhile Travancore-Cochin						
Private Bodies	Head Master	B.A. or B.Sc.	75—5—145 (<i>Madras</i>) 45—5—150 (<i>Travan- core Cochin</i>).	<i>Madras</i> As in Govt. Schools	<i>Madras</i> As in Govt. Schools	In erstwhile Travan- core Cochin Inter- passed head-master is entitled to allow- ance of Rs. 10.
		Passed Matric or Equivalent Exami- nation and Trained.	30—3/2—60 (<i>Travancore-Cochin</i>)			

Assistant Teacher .	Passed Matric or Equivalent Examination and Trained. Passed Matric or Equivalent Examination.	45-2-85 (Madras) 30-3/2-60. (Travancore-Cochin). 30 fixed (Madras)
---------------------	--	---

MYSORE

Government/ Local Board/ Private Bodies	Head Master . . .	Matric Trained . . .	50-3-80-4-100
	Assistant Teacher .	Matric Trained . . .	50-3-80-4-100
		Passed Middle and Trained.	40-2-50-3-80
	Pandits and Munshis	Passed Middle . . .	40-1-50-2-60
		Passed Middle and V.T.C. Trained.	50-3-80-4-100
	Music Teacher . . .	Senior Music . . .	50-3-80-4-100
Practical Instruction Teacher.	M.S. and Certificate Course.	50-3-80-4-100	
Agricultural Instructors.	S.S.L.C. and Dip. in Agriculture.	70-5-90-6-150	

Dearness Allowance for Cities and Towns with population of :-

	One lakh and over	For other cities
For pay Upto Rs. 80	Rs. 30	Rs. 25
Between Rs. 81 and Rs. 100.	Rs. 35	Rs. 30

ORISSA

Government . . .	Head Master . . .	B.A. or B.Sc. and Trained.	120-5-155-EB-5-160-10-220-EB-10/2-250.
		Passed Inter and Trained.	70-2-80-4-100
		Passed Matric and Trained or Passed Inter.	50-2-70-EB-2-90 (starting salary Rs. 60).
		Passed Matric . . .	50-2-70-EB-2-90.
Assistant Teacher .	B.A. or B.Sc. and Trained.	120-5-155-EB-5-160-10-220-EB-10/2-250.	

Rs. 27 for pay upto Rs. 35; Rs. 30 for pay between Rs. 36 and Rs. 50; Rs. 28 for pay between Rs. 51 and Rs. 75; Rs. 25 for pay between Rs. 76 and Rs. 100; Rs. 27 for pay between Rs. 101 and Rs. 150; Rs. 29 for pay between Rs. 151 and Rs. 200; Rs. 31 for pay between Rs. 201 and Rs. 250; Rs. 35 for pay between Rs. 251 and Rs. 300;

APPENDIX C

Scales of Pay of Teachers in Middle Schools—(contd.)

Management	Head Master/ Asstt. Teacher	Minimum Qualifications	Scales of Pay Rs.	Allowances		Remarks
				Dearness	Others	
1	2	3	4	5	6	7

ORISSA—(contd.)

Local Boards/ Private Bodies	Assistant Teacher .	Passed B.A. or B.Sc.	70—2—74—3—98— 4—110—EB—5— 140.	Rs. 39 for pay between Rs. 301 and Rs. 500 and Rs. 44 for pay between Rs. 501 and Rs. 750.
		Passed Inter and Trained.	70—2—80—4—100	
		Passed Matric and Trained or Passed Inter.	50—2—70—EB—2 —90 (starting salary Rs. 60).	
		Passed Matric .	50—2—70—EB—2 —90.	
		Passed Middle and Senior Trained.	40—1—50—2—60	
		Passed Middle and Higher Elementary Trained.	34—1—39—EB—1 —44.	
	Head Master .	B.A. or B.Sc. and Trained.	130—10—200—EB —10—250.	As in Govt. Schools
	Assistant Teacher .	B.A. or B.Sc. and Trained.	100—5—150—EB— 8—190—EB—10/2 —210.	

Passed Inter and Trained or B.A./B.Sc.	60-5-90-EB-5/2-120.
Passed Matric and Trained or Passed Inter.	50-2-70-3/2-85
Passed Matric	40-2-60-EB-2-80.
Passed Middle and Trained.	30-1/2-40

P U N J A B

Government/
Local Boards.

Head Master	B.A. and B.T./S.S.T.	110-8-190-10-250.
Assistant Head Master.	Passed Matric and Trained (J.S.T.C.).	80-5-110-EB-8-190-EB-10-250.
Assistant Teacher	Matric or Middle and S.V./S.T.	140-10-190-EB-10-220 (selection grade). 120-5-175 (Middle selection grade). 80-4-80/4-100/5-120.
	Matric, J.V.J.T. or J.B.T.	60-4-80/4-100/5-120.
Gianics/Shastries	Prabhakar, Matric and Gian/Shastri/Prabhakar.	(i) 140-10-190/10-220 (selection grade).

Rs. 40 for pay between Rs. 51 and Rs. 160; Rs. 45 for pay between Rs. 151 and Rs. 200 and Rs. 50 for pay between Rs. 201 and Rs. 250.

Temporary allowance equal to two increments for those whose pay exceeds Rs. 100.

APPENDIX C
Scales of Pay of Teachers in Middle Schools—(contd.)

Management	Head Master/ Asstt. Teacher	Minimum Qualifications	Scales of Pay Rs.	Allowances		Remarks
				Dearness	Others	
1	2	3	4	5	6	7

PUNJAB—(contd.)

	P.T.I.	Matric, Training in Physical Education or with Y.M.C.A. certificate.	(ii) 120—5—175 (Middle selection grade) (iii) 60—4—80/4— 100/5—120.			
	Drawing Master .	Matric with Drawing Master's Certificate.				
	Arts and Crafts Master.	Matric with 2 years Certificate in Arts and Crafts from Government School of Arts, Simla.				
Local Boards	All the schools under these managements were provincialized w.e.f. 1st October, 1957 and the scales of pay of Teachers/Masters working there have been brought at par with their counterparts in Government Schools.					
Private Bodies	There are no uniform scales of pay of teachers working in privately managed schools. These generally differ from school to school. The Private managements, more or less, give the same scales of pay to their teachers as are <u>admissible to their counterparts in Government service.</u>					

Government	Head Master	B.A. or B.Sc. and Trained.	100—5—150—8— 190—EB—10—250 (Ajmer and Madhya Bharat) 70—5—130—EB— 6—160—3—200 (Starting salary Rs. 7 5) (Bombay).			
		B.A. or B.Sc.	70—5—150 (Madhya Bharat).			
		Passed Inter and Trained.	70—4—90—EB—5 —140 (Rajasthan).			
			60—3—75—5—120 (Madhya Bharat).			
		Passed Inter	70—4—90—EB—5 —100 (Rajasthan).			
		Passed Matric or Equivalent Examination and Trained.	100—5—130 60—4—80—5—100 EB—5—130 (Rajasthan) 60—3—75—5—120 (Madhya Bharat).			
	Passed Matric	50—4—70—5—80 (Rajasthan) 50—3—95 (Madhya Bharat).				
				<i>Rajasthan</i>	<i>Headmaster's allowance</i>	
				Rs. 20 for pay between Rs. 40 and Rs. 59; Rs. 25 for pay between Rs. 60 and Rs. 99 and Rs. 30 for pay between Rs. 100 and Rs. 200.	<i>Rajasthan</i> Rs. 20 or Rs. 30 depending on the size of the school.	
					<i>Ajmer</i>	
					Rs. 40 for schools with classes I to VIII and Rs. 25 for schools with Classes VI to VIII.	In erstwhile Ajmer, graduate asstt. teachers with 5 yrs. teaching experience are also entitled to the scale of Rs. 100—5—150—3—190—EB—10—250 while those with less than 5 yrs. teaching experience are eligible for Rs. 80—5—120 EB—3—200—10/2—220.

APPENDIX C

Scales of Pay of Teachers in Middle Schools—(contd.)

Management	Head Master/ Asstt. Teacher	Minimum Qualifications	Scales of Pay Rs.	Allowances		Remarks
				Dearness	Others	
1	2	3	4	5	6	7

RAJASTHAN—(contd.)

Assistant Teacher	Passed Middle and Trained.	50—2—60—EB—3—75 (Rajasthan).	<i>Ajmer</i> Rs. 40 for pay upto Rs. 50; Rs. 50 for pay between Rs. 51 and Rs. 100; Rs. 55 for pay between Rs. 101 and Rs. 150; Rs. 60 for pay between Rs. 151 and Rs. 200 and Rs. 65 for pay between Rs. 201 and Rs. 250.	<i>Bombay</i> Rs. 20 to Rs. 35	Passed middle and S.V. trained are also entitled to the scale of Rs. 68—4—120—EB—5—170.
	B.A. or B.Sc. and Trained.	100—5—150—8—190—EB—10—250. (Ajmer) 70—5—130—EB—6—160—8—200 (starting salary Rs. 75) (Bombay) 100—5—150—EB—10—250 (Madhya Bharat).	<i>Madhya Bharat</i> Rs. 21 for pay upto Rs. 39, Rs. 24 for pay between Rs. 40 and Rs. 200 and Rs. 37 for pay between Rs. 210 and Rs. 250.	<i>Madhya Bharat</i> Rs. 30.	
	B.A. or B.Sc.	70—5—150 (Madhya Bharat).	<i>Bombay</i> As under Bombay.		
	Passed Inter and Trained.	70—4—90—EB—5—140 (Rajasthan) 80—5—120—EB—8—200—10/2—220 (Ajmer). 60—3—95—5—120 (Madhya Bharat).			
	Passed Inter	70—4—90—5—100 (Rajasthan).			

Local Boards	Head Master	Passed Matric or Equivalent Examination and Trained	100—5—130 60—4—80—EB—5 —100—5—130 (Rajasthan). 68—4—120—EB—5 —170 (Ajmer). 60—3—75—5—120 (Madhya Bharat). 50—4—70—5—80 (Rajasthan). 50—3—95 (Madhya Bharat).		
		Passed Matric	50—2—60—EB—3—75 (Rajasthan). 80—5—130—EB—6—160—7—200 (Bombay). 70—4—90—EB—5—140 (Rajasthan).		
		Passed Middle and Trained.	50—2—60—EB—3—75 (Rajasthan). 80—5—130—EB—6—160—7—200 (Bombay). 70—4—90—EB—5—140 (Rajasthan).		
		B.A. or B.Sc. and B.T.	80—5—130—EB—6—160—7—200 (Bombay). 70—4—90—EB—5—140 (Rajasthan).		
		Passed Inter and Trained or Passed Inter.	70—4—90—EB—5—140 (Rajasthan).		
		Passed Matric and Trained.	100—5—130 60—4—80—EB—5—100—5—130 (Rajasthan).		
		Passed Matric	50—4—70—5—80 (Rajasthan).	Rajasthan	
		Passed Middle and Trained B.A. or B.Sc.	50—2—60—EB—3—75 (Rajasthan).	As in Govt. Schools	
		Trained	80—5—130—EB—6—160—8—200 (Bombay). 74—4—114—EB—4—130—6—160 (Bombay).	Bombay	
	Assistant Teachers	B.A. or B.Sc. and S.T.C. or T.D.	80—5—130—EB—6—160—8—200 (Bombay). 74—4—114—EB—4—130—6—160 (Bombay).	As under Bombay.	
					Headmaster's allowance Rajasthan
					Rs. 20 or Rs. 30 depending on the size of the school.
					Bombay
					Rs. 20 or Rs. 35. In addition special pay for higher qualifications is paid as under—
					In erstwhile Bombay, Inter Passed and S.T.C. or T.D. Asstt. Teachers are entitled to four advance increments in the scale of Rs. 56—2—76—EB—2—80—4—120.
					Rs. 15 for I class B.A., II Class B.A. (Hons.) and II Class M.A. Rs. 10 for T.D. of U.K., M.Ed., Ph.D., in Education, M.A. in Education or an equivalent degree of U.K. or any Statutory Indian University.

APPENDIX C
Scales of Pay of Teachers in Middle Schools—(contd.)

Management	Head Master/ Asst. Teacher	Minimum Qualifications	Scales of Pay Rs.	Allowances		Remarks
				Dearness	Others	
1	2	3	4	5	6	7

RAJASTHAN—(contd.)

		Passed Inter and Trained or Passed Inter.	70—4—90—EB—5 —140 (Rajasthan).		
		Passed Matric or Equivalent Examination and Trained.	(i) 100—5—130 (ii) 60—4—80—EB —5—100—5—130 (Rajasthan).		
			56—2—76—EB—2 —80—4—120 (Bombay).		
		Passed Matric	50—4—70—5—80 (Rajasthan)		
			50—3,2—56 (Bombay).		
		Passed Middle and Trained.	50—2—60—EB—3 —75 (Rajasthan).		
Local Bodies	There are no schools under these managements in erstwhile States of Ajmer and Madhya Bharat.				

Private Bodies

Head Master

B.A. or B.Sc. and Trained.

100-5-150-8-
190-EB-10-250
(Ajmer & Madhya
Bharat).
80-5-130-EB-6
-160-8-200
(Bombay).*Rajasthan*

As in Govt. Schools

Rajasthan

As in Govt. Schools.

Passed Inter and Trained or Passed Inter.

70-4-90-EB-5-
-140 (Rajasthan).*Bombay*

As under Bombay.

Bombay

As in Local Board Schools.

Passed Matric and Trained.

100-5-130
60-4-80-EB-5
-100-5-130
(Rajasthan).*Madhya Bharat*

As in Govt. Schools

Madhya Bharat

Rs. 20 as Headmaster's allowance.

Passed Matric

50-4-70-5-80
(Rajasthan).*Ajmer*

As in Govt. Schools.

Passed Middle and Trained.

50-2-60-EB-3
-75 (Rajasthan).*Bombay*

As in the Govt. Schools.

Assistant Teacher

B.A. or B.Sc. and Trained.

100-5-150-8-
190-EB-10-250
(Ajmer).80-5-130-EB-6
-160-8-200
(Bombay)60-100 (Madhya
Bharat).

B.A. or B.Sc. and S.T.C. or T.D.

74-4-114-EB-4
-130-6-160
(Bombay).

B.A. or B.Sc.

60-80 (Madhya
Bharat).

APPENDIX C

Scales of Pay of Teachers in Middle Schools—(contd.)

Management	Head Master/ Asstt. Teacher	Minimum Qualifications	Scales of Pay Rs.	Allowances		Remarks
				Dearness	Others	
1	2	3	4	5	6	7

RAJASTHAN—(contd.)

	Passed Inter and Trained.	70—4—90—EB—5 —140 (Rajasthan). 80—5—120—EB—8 —200—10/2—220 (Ajmer).			
	Passed Matric or Equivalent Examination and Trained.	100—5—130 60—4—80—EB—5 —100—5—130 (Rajasthan). 68—4—120—EB—5 170—(Ajmer). 56—2—76—EB—2 —80—4—120 (Bombay). (Madhya Bharat).			
	Passed Matric	50—4—70—5—80 (Rajasthan). 30—50 (Madhya Bharat).			
	Passed Middle and Trained.	50—2—60—EB—3 —75 (Rajasthan). 30—40 (Madhya Bharat).			

UTTAR PRADESH

Government	Headmaster	B.A. or B.Sc., B.T. or B.Ed.	120—8—200—EB— —10—300 (for two Jr. High Schools).	1-4-57 to 31-7-57	Rs. 20 for pay upto Rs. 50 Rs. 25 for pay upto Rs. 51 to 100 Rs. 30 for pay upto Rs. 101 to 150. Rs. 35 from Rs. 151 to 450.	Teachers of merged areas permitted their own scales of pay.
		Junior High School and H.T.C. or J.T.C.	60—2—70—EB—3 100. 50—2—60—EB—3 —75. 40—1—45—EB—1 50—EB—1—55.			
		High School, C.T. or E.T.C.	75—5—120—EB—8 —200.	1-8-57 to 31-3-58 25 upto 50. 30 from 51 to 70 *71 to 74		
		Passed Middle and Trained (H.T.C.)	75—5—95—EB—5— 130.		35 from 75 to 100 30 from 101 to 150 35 from 151 to 450 marginal 451 to 484 adjustment.	
	Assistant Teacher	(i) B.A. or B.Sc. and B.T. or L.T. or B. Ed. (ii) Passed High School and Trained C.T. (iii) Passed High School and H.C.T./ J.T.C. Trained.	120—8—200—EB— —10—300. 75—5—120—EB—8 —200. 60—4—80—EB—5 —120.			

*The amount by
which pay falls short
of 100 p.m.

APPENDIX C

Scales of Pay of Teachers in Middle Schools—(contd.)

Management	Head Master/ Asstt. Teacher	Minimum Qualifications	Scales of pay Rs.	Allowances		Remarks
				Dearness	Others	
1	2	3	4	5	6	7

UTTAR PRADESH—(contd.)

Local Boards	Head Master	Passed High School & V.T.C.	45—2—65—EB—3 —80—4—100.	Rs. 6 for pay upto Rs. 46 and Rs. 7 for pay above Rs. 46.
		Passed Junior High School and H.T.C.	45—2—65—EB—3 —80.	
			35—2—45—3—65 35—2—45—EB—3 —60.	
			25—1—30—EB—1 —40—EB—1—45 and 23—1—25 for Untrained.	
Local Boards	Assistant Teacher	Passed Middle and Trained or H.T.C.	76—3—91—5—106 —EB—5—126.	
		Passed Middle and Trained or H.T.C.	46—2—56—EB—3 —71.	
		Passed High School Examination and J.T.C.	66—3—96—EB—4 —116.	

Old Anglo-Hindustani Schools

Private Bodies	Head Master	B.A. or B.Sc. and B.T.	120—6—168—EB— —8—200.	Rs. 10 (Minimum)	Headmaster's allowance. Rs. 20.
	Assistant Teacher	B.A. or B.Sc. and B.T.	Do.		
		Passed Inter and C.T.	75—5—110—EB—6 —140—EB—7—175		
		Passed High School Examination and Trained J.T.C.	60—3—90—EB—4 —110.		
		Passed High School Examination and Trained.	45—2—65—EB—3 —80.		
Passed Middle and Trained.	40—2—50—EB—3 —65.				

WEST BENGAL

Government	Head Master	B.A. or B.Sc. and Trained.	100—5—155—EB— 5—215—10—225 (West Bengal).	West Bengal Rs. 25 for pay upto Rs. 50, Rs. 35 for pay between Rs. 51 and Rs. 100, Rs. 40 for pay between Rs. 101 and Rs. 150 Rs. 45 for pay be- tween Rs. 151 and Rs. 200, Rs. 50 for pay between Rs. 201 and Rs. 250.	Headmaster's allow- ance. Bihar Rs. 15 in Sr. Basic Schools only. Additional allowance West Bengal Rs. 5 for pay upto Rs. 250 and cash allowance of Rs. 5 for pay upto Rs. 300.
	Assistant Teacher	Passed Matric and Trained with two years teaching experience.	150—10—230—EB— 15—350 60—2—80—EB—2 —100 (Bihar). 70—3—103—EB— 118—4—130. (West Bengal).		

APPENDIX C
Scales of Pay of Teachers in Middle Schools—(contd.)

Management	Head Master/ Asstt. Teacher	Minimum Qualifications	Scales of Pay Rs.	Allowances		Remarks
				Dearness	Others	
1	2	3	4	5	6	7

WEST BENGAL—(contd.)

Local Boards/ Private Bodies	Headmaster . . .	Passed Matric and Trained.	55—3—88—EB—3 —118—EB—4—130 (West Bengal) 50—2—70—EB—2 —90 (Bihar).	<i>Bihar</i> 40 per cent of pay subject to a minimum of Rs. 17½ and maximum of Rs. 25.	<i>Bihar</i> Additional pay of Rs. 5 for pay upto Rs. 250.
		Passed Middle and Trained.	45—2—55—EB—2 —75 (Bihar).		
	Assistant Teacher . . .	B.A. or B.Sc. and Trained.	75—4—95—EB—5 120—3—150	<i>Bihar</i> Rs. 10 Minimum.	
		Passed Inter and Trained or B.A. or B.Sc.	60—2—80—EB—2 100		
		Passed Matric and Trained or Passed Inter.	50—2—70—EB—2 —90		
		Passed Middle and Trained or Passed Matric.	40—2—50—EB—1 —61—2—75 40—2—50—EB—1 60		

There are no uniform scales of pay under these managements in erstwhile West Bengal. Salary ranges from Rs. 30 to Rs. 60, Dearness allowance is Rs. 35, of which 50% is paid by government.

A. & N. ISLANDS

Government	Head Master	Passed Matric and Trained.	68—4—120—5—170	Rs. 45 for pay upto Rs. 50, Rs. 55 for between Rs. 51 and Rs. 100, Rs. 60 for pay between Rs. 101 and Rs. 150 and Rs. 65 for pay between Rs. 151 and Rs. 200	Special pay at 33½ per cent of pay in South Andamans and 40 per cent in North Andamans to main land recruits and 10 per cent or subject to a minimum of Rs. 15 for persons recruited locally and transferred to North Andamans.
		Passed Matric	60—3—81—EB—4—125—5—130.		
		Passed Middle and Trained.	50—2—60—3—90		
		Passed Middle	35—1—40—2—60		
Local Boards		There are no schools under these managements			
Private Bodies		There are no regular scales of pay			

DELHI

Government, Local Boards/ Private Bodies	Head Master	B.A. or B.Sc. and Trained.	100—5—150—EB—8—190—10—250.	Rs. 40 for pay upto Rs. 50, Rs. 50 for pay between Rs. 51 and Rs. 100, Rs. 55 for pay between Rs. 101 and Rs. 150, Rs. 60 for pay between Rs. 151 and Rs. 200 and Rs. 65 for pay between Rs. 201 and Rs. 300.	<i>Headmaster's allowance.</i> Rs. 40 for schools with classes from I to VIII and Rs. 25 for schools with classes from V to VIII
	Assistant Teacher	B.A. or B.Sc. and Trained or with 5 years' teaching experience.	Do.		
		Passed Inter and Trained or B.A. or B.Sc. with less than 5 years' teaching experience.	80—5—120—EB—8—200—10/2—220.		<i>House Rent allowance</i> Rs. 7 for pay upto Rs. 54, Rs. 10 for pay between Rs. 55 and Rs. 100, Rs. 11 for pay between Rs. 101 and Rs. 250.

APPENDIX C

Scales of Pay of Teachers in Middle Schools—(contd.)

Management	Head Master/ Asstt. Teacher	Minimum Qualifications	Scales of Pay Rs.	Allowances		Remarks
				Dearness	Others	
1	2	3	4	5	6	7

DELHI—(contd.)

	Passed Middle and S.V. Trained or Passed Matric and J.V. Trained.	68—4—120—EB—5—170.	<i>Special D.A.</i> Rs. 5 for pay upto Rs. 250.	<i>City Allowance</i> Rs. 3 for pay upto Rs. 54, Rs. 5 for pay between Rs. 55 and Rs. 100, Rs. 7 for pay between Rs. 101 and Rs. 140, and Rs. 10 for pay between Rs. 141 and Rs. 250.
Classical Language Teachers.	Shastri with B.A. in English and Trained or with 5 years' teaching experience.	100—5—150—8—190—EB—10—250.		
Language Teachers	Graduate with Classical or Modern Indian Language concerned as an optional subject and trained or with 5 years' teaching experience.	100—5—150—8—190—EB—10—250.		

	Shastri with Matric full/Inter (English only) or O.T. and Matric (English only). For teachers in service since 1-4-50:	80-5-120-EB-8 -200-10/2-220.
	Shastri with 15 years' teaching experience.	
	With lower qualifications.	68-4-120-5-170
Drawing Teachers	Matric with 2 years' training.	80-5-120-EB-8 -200-10/2-220.
	Middle with 15 years' experience with lower qualifications.	68-4-120-5-170
P.T.I.	Passed Matric with certificate in P.T.	80-5-120-EB-8 -200-10/2-220.
	Any qualification in P.T.	68-4-120-5-170
Domestic Teachers	Passed Matric with Homo Sc. Diploma from Lady Irwin College.	80-5-120-EB-8 -200-10/2-220.
	With lower qualifications.	68-4-120-5-170

APPENDIX C

Scales of Pay of Teachers in Middle Schools—(contd.)

Management	Head Master/ Asstt. Teacher	Minimum Qualifications	Scales of Pay	Allowances		Remarks
				Dearness	Others	
1	2	3	4	5	6	7

Rs.

HIMACHAL PRADESH

Government	Head Master	B.A. or B.Sc. and B.T.	230—10—270—EB—10—300	Rs. 30 for pay upto Rs. 50, Rs. 40 for pay between Rs. 51 and Rs. 150, Rs. 45 for pay between Rs. 151 and Rs. 200, Rs. 50 for pay between Rs. 201 and Rs. 250, Rs. 55 for pay between Rs. 251 and Rs. 300, and Rs. 60 for pay between Rs. 301 and Rs. 500 + Rs. 5 as special D.A. for pay upto Rs. 250.	
	Assistant Teacher	Passed Matric or Inter and Trained (J.S.T.C.) (Women only). Passed Matric	150—10—190—EB—10—220. 90—5—110—8—150 80—5—110—8—190—10—250. Rs. 40 fixed.		
Local Boards Private Bodies.		There are no such schools in the State There are no regular scales of pay			

MANIPUR

Government	Head Master	Passed B.A. or B.Sc. Passed Matric and Normal Trained.	100—10—130—EB—6—190—EB—10—250. (i) 75—24—100—EB—4—120.	20 per cent of pay for pay between Rs. 30 and Rs. 60; 15 per cent for pay between Rs. 61 and Rs. 100	<i>Additional allowance.</i> Rs. 6 for pay upto Rs. 100.
------------	-------------	---	---	--	---

	Assistant Teacher .	Passed Matric and Normal Trained or Basic Trained or Passed Inter. Passed Matric or Passed Middle and Trained* Passed Middle* .	(ii) 75-3-105-EB-4-125. 75-3-105-EB-4-125. 60-4-80-EB-4-100-5-115. 40-1-50-EB-2½-65.	and Rs. 17 ½ per cent for pay above Rs. 100.	
Local Boards .		There are no schools under these managements			
Private Bodies	Head Master Asstt. Teacher.	Not specified.	Ranges from 30 to 50		*For existing employees only.

TRIPURA

Government .	Head Master .	B.A. or B.Sc. and Basic Trained.	200-10-420-15-450-(For Sr. Basic Schools only).	Rs. 30 for pay upto Rs. 50, Rs. 40 for pay between Rs. 51 and Rs. 100, Rs. 45 for pay between Rs. 101 and Rs. 150. Rs. 50 for pay between Rs. 151 and Rs. 200, Rs. 55 for pay between Rs. 201 and Rs. 250, Rs. 60 for pay between Rs. 251 and Rs. 300, Rs. 65 for pay between Rs. 301 and Rs. 350, Rs. 70 for pay between Rs. 351 and Rs. 400 and Rs. 75 for pay between Rs. 401 and 450.	<i>Head Master's allowance.</i> Rs. 40 per month for M. Ed. and Jr. High Schools.
		B.A. or B.Sc. and B.T.	100-5-160.		
	Assistant Teacher .	B.A. or B.Sc. and Basic Trained.	100-5-160-EB-5-215-10-225 (For Sr. Basic Schools).		<i>Compensatory allowance.</i> Rs. 5 for pay upto Rs. 34, Rs. 7½ for pay between Rs. 35 and Rs. 60, Rs. 10 for pay between Rs. 61 and Rs. 80, Rs. 12½ for pay between Rs. 81 and Rs. 140, Rs. 15 for pay between Rs. 141 and Rs. 200, Rs. 17½ for pay between Rs. 201 and Rs. 300 and Rs. 20 for pay above Rs. 300.
		B.A./B.Sc. and B.T. Trained Graduate.	100-5-160 (For Jr. High and Middle Schools).		
		Passed Matric and Trained.	55-3-91-EB-3-118-4-130 (starting salary Rs. 70)		
	Language Teacher (Classical & Vernacular).	B.A. and Trained in Hindi or Graduate with Sahitya Ratna.	100-5-160		

APPENDIX C

Scales of Pay of Teachers in Middle Schools—(contd.)

Management	Head Master/ Asstt. Teacher	Minimum Qualifications	Scales of Pay	Allowances		Remarks
				Dearness	Others	
1	2	3	4	5	6	7

Rs.

TRIPURA—(contd.)

Local Boards . Private Bodies.	Craft Instructor .	Passed Matric plus Diploma in craft training.	100—5—160—EB— 5—215—10—225.		Cash Allowance Rs. 5.
	There are no schools under these managements Scales of pay are not uniform				

N E F A

Government .	Head Master .	Passed B.A. or B.Sc. and B.T. or with Dip. in Basic Edu- cation.	125—7½—155—9— 245—EB—10—275 (starting Rs. 140).	15 per cent of pay for pay between Rs. 61 and Rs. 100 and 17½ per cent on basic pay for pay above Rs. 100.	Headmaster's allow- ance. Rs. 20.
	Second Master .	Do.	Do.		Special pay
	Assistant Teacher .	Passed Matric and Trained.	75—3—105—EB—4 —100—EB—5— 125.	Rs. 6 as extra dear- ness allowance for pay upto Rs. 100.	33½ per cent on basic pay subject to the minimum of Rs. 50 p.m. plus Rs. 13½

Local Boards/
Private Bodies.

Passed Matric . 60-4-80-EB-4
-100-EB-5-
125.

p.m. in lieu of ration
when posted in the
interior.

There are no such schools under these managements

PONDICHERY

Middle/Primary schools, 1958-59.

*French Schools. Staff recruited before 1-11-54**

Government	Head Master .	Brevet Elementaire C.A.P. (2 years' T.T.) (French Schools).	102-20/3-182-32/3 -278.	<i>Headmaster's allow- ance.</i> Rs. 15 in English Schools, Rs. 13-33 if the number of teachers goes over 10 and Rs. 6-66 if the number of teachers is between 5 and 10 and Rs. 3-33 if the number of teachers is below 5 (French Schools).	Holders of Vidwan Or Baccalaureat or M.A. degree get Rs. 10 as Diploma allow- ance.
		B.A. C.A.P. (English Schools).	148-32/3-276- 36/3-348-38.3 -386.		
		Brevet Elementaire C.A.P. (2 years' T. Training) (Indian Language Schools).	102-20/3-182- -32/3-278.		
	Assistant Teacher .	Brevet Elementaire C.A.P. (2 year's Teaching Training (French Schools).	102-20/3-182- 32/3-278.	Rs. 10 per month per child as family allowance.	
		Passed Inter and C.A.P.	102-20/3-182- 32/3-278.		

APPENDIX C

Scales of Pay of Teachers in Middle Schools—(concl'd.)

Management	Head Master/ Asstt. Teacher	Minimum Qualifications	Scales of Pay	Allowances		Remarks
				Dearness	Others	
1	2	3	4	5	6	7
Rs.						
PONDICHERRY—(cont'd.)						
		Passed Matric and C.A.P. (2 year's teaching Training) (English Schools). Brevet d' enseignement primaire supérieur de langue indienne C.A.P. (2 year's TT.) or Brevet de langue Indienne & C.A.P.	96—18/3—168— 26/3—246. 96—18/3—168— 26/3—246.			*Persons recruited after 1-11-54 get the Madras Government Scales.
Local Boards .			There are no such schools in the State.			
Private Bodies.			Scales of pay are not uniform.			
‡Sewing teacher		Good knowledge in the craft.	64—6/3—82—10/3— 122			
Drawing teacher		Higher grade in free hand outline & model drawing.	102—20/3—182— 32/3—278.			
Music Teacher		Sangita Buchanam	96—18/3—168—26/3 —246.			

APPENDIX D

Scales of Pay of Teachers in High/Higher Secondary Schools

Management	Head Master/ Asstt. Teacher	Minimum Qualifications	Scales of Pay	Allowances		Remarks
				Dearness	Others	
1	2	3	4	5	6	7
Government	Head Master .	B.A. or B.Sc. and B.T. or B.Ed.	165—5—205—10— 245—(Selection Grade) 85—5—125 —10—175.	Rs. 22 for pay between Rs. 41 and Rs. 60; Rs. 24 for pay between Rs. 61 and Rs. 100. 17½ per cent of pay plus Rs. 8 for pay between Rs. 101 and Rs. 200 and 17½ per cent of pay plus Rs. 6 for pay between Rs. 201 and Rs. 300.	<i>Headmaster's Allowance.</i> Rs. 25 if the enrolment of the school is above 500 and Rs. 10 if the enrolment is 500 or below. <i>House Rent Allowance.</i> In towns with a population of 50,000 and above; Rs. 7 for pay between Rs. 41 and Rs. 80, Rs. 9 for pay between Rs. 81 and Rs. 100 and Rs. 12 for pay between Rs. 101 and Rs. 250. In other Municipal or Taluka Headquarter towns: Rs. 3 for pay upto Rs. 150.	Existing employees of the merged areas permitted to retain their own grades.
	Assistant Teacher .	B.A. or B.Sc. and B.T. or B.Ed.	165—5—205—10— 245—(Selection Grade) 85—5—125 —10—175.			
		B.A. or B.Sc.	85 fixed			
		Passed Matric and Trained.	45—3—60—2—90			
		Passed Matric	45 fixed. (Andhra)			

APPENDIX D

Scales of Pay of Teachers in High/Higher Secondary Schools—(contd.)

Management	Head Master/ Asstt. Teacher	Minimum Qualifications	Scales of Pay	Allowances		Remarks
				Dearness	Others	
1	2	3	4	5	6	7

Rs.

ANDHRA—(contd.)

Local Boards .	Head Master .	B.A. or B.Sc. and B.T. or B.Ed.	150—10—200—75— 5—145	As in Government Schools.	As in Government Schools.	The scales of pay of Rs. 150 — 10 — 200 and Rs. 75—5—145 in Andhra Pradesh are available to head- masters of secondary schools having Form V and above and having Form IV and below respec- tively. In erstwhile Andhra Pradesh graduate as assistant teachers, who have not com- pleted training are entitled to a fixed salary of Rs. 70 p.m. The scales of pay of Rs. 250—15—400; Rs. 165—7½—225— 10—245; Rs. 150—
	Assistant Teacher .	B.A. or B.Sc. and B.T. or B.Ed.	75—5—145			
		B.A. or B. Sc.	65 fixed.			
		Passed Matric and Trained. Passed Matric .	45—2—85. 30 fixed.			
Private Bodies	Head Master .	B.A. or B.Sc. and B.T. or B.Ed.	250—15—400. 165—7½—225—10— 245 150—10—200 75—5—145	As in Government Schools.	As in Government Schools.	

Assistant Teacher .	B.A. or B.Sc. and B.T. or B.Ed.	75—5—145
	B.A. or B.Sc. .	65 fixed.
	Passed Inter . .	45 fixed.
	Passed Matric & Trained.	45—2—85.
	Passed Matric .	30 fixed.

ASSAM

Government .	Head Master . .	B.A. or B.Sc. and B.T.	200—20—300—25— —400—EB—25 —500 (Starting pay Rs. 350).
	Assistant Head Teacher.	B.A. or B.Sc. and B.T.	125—7½—155—9— 245—EB—10—275.
	Assistant Teachers .	B.A. and B.T. .	125—7½—155—9— 245—EB—10—275.
	Hindi Teachers .	Title in Hindi .	75—3—105—EB—4 —125.
	Assistant Teacher .	Passed Matric and Normal or Passed Inter.	75—3—105—EB—4 —125.

40% (50% in K. & J. Hills) for pay upto Rs. 30—20% (25% in K. & J. Hills) for pay between Rs. 31 and Rs. 60—15% (20% in K. & J. Hills) for pay between Rs. 61 and Rs. 100—Extra D.A. of Rs. 6 p.m. for pay upto Rs. 100.
Govt. Servants drawing pay more than Rs. 100 but not more than Rs. 250 will get 17½% (20% in K. & J. Hills).

Additional allowance of Rs. 13.50 p.m. in lieu of Rice concession for pay upto Rs. 300.

Headmasters will get a minimum starting pay of Rs. 350 p.m.
Assistant Headmasters will get a special pay of Rs. 50 p.m.
Graduates with Honours distinction, B.T. or Post graduate degree will get two advance increments.

10—200 and Rs. 75—5—145 in *erst.* while Andhra are available to headmasters of schools having 25 sections or more in Forms I to VI; 13 to 24 sections or less in Forms I to VI and schools having Form V and below respectively.

APPENDIX D

Scales of Pay of Teachers in High/Higher Secondary Schools—(contd.)

Management	Head Master/ Asstt. Teacher	Minimum Qualifications	Scales of Pay	Allowances		Remarks
				Dearness	Others	
1	2	3	4	5	6	7
			Rs.			
			ASSAM—(contd.)			
	Classical Teachers .	Title holder in clas- sical subject	125—7½—155—9— 245—EB—10—275			
	Assistant Teacher .	Passed Matric .	60—4—80—EB—4— 100—EB—5—125	17½% for pay between Rs. 251 to Rs. 500		
		Normal Trained Non-matriculate	60—2—80—EB—2½ —100			
Private .	Headmaster .	Graduate with B.T.	150—10—300	Rs. 15 flat rate for all	Rs. 30 C.A.	There are some under-graduate headmasters and assistant headmasters. They are given only the charge allowance in addition to their graded pay.
	Assistant Headmaster	Do.	100—5—200	Do.	20 + (B.T. Honours and Masters get 2 advance increments, if appointed after 1-10-56)	
	Assistant Teachers .	Graduate .	100—5—200	Do.		
		Passed Inter .	75—2—95—3—125			
		Passed Matric and Normal Trained	75—2—95—2½—100		The B.T. Honours and Masters degree holders get 2 ad- vance increments.	

Classical	Passed Matric	60-1-70-2½-75
	Normal Trained only	60-1-70-2½-75
	Graduates	100-5-200
	Others	75-2-95-3-125
Hindi	Vishard/Kovid	60-2-100
Craft Diploma	Passed Matric	75-2-95-2½-100
Certificate	Passed Middle	60-1-70-2½-75
Drawing and Drill-master	Normal Trained	60-1-70-2½-75

Local Boards

There are no such schools under these managements.

B I H A R

Government	Head Master	B.A. or B.Sc. and Trained	200-20-220-320-EB-25-670-20-750	40 per cent of pay with minimum of Rs. 17.50 and maximum of Rs. 25 for pay upto Rs. 100; 25 per cent of pay with a maximum of Rs. 45 for pay between Rs. 101 and 200, 20 per cent of pay with a minimum of Rs. 45 and maximum of Rs. 60 for pay between Rs. 201 and Rs. 300 and 17 per cent of pay with a minimum of Rs. 60 and a maximum of Rs. 100 for pay above Rs. 300.	Additional Allowance Rs. 5 for pay upto Rs. 250.
	Assistant Teacher	B.A. or B.Sc. and Trained or Passed Inter and Trained (C.T.) or M.A. or M.Sc. Passed Inter and Trained (C.T.)	150-10-230-EB-15-350 100-5-130-EB-6-190 70-3-85-EB-4-105-2-125		

APPENDIX D

Scales of Pay of Teachers in High/Higher Secondary Schools—(contd.)

Management	Head Master/ Asstt. Teacher	Minimum Qualifications	Scales of Pay	Allowances		Remarks
				Dearness	Others	
1	2	3	4	5	6	7
Rs. BIHAR—(contd.)						
		Passed Matric and secondary grade trained.	60—2—80—EB—2—100. 50—2—70—EB—2—90.			
		With Lower Qualifications.	50—2—70—EB—2—90 (for men). 60—2—80—EB—2—100 (for women). 45—2—55—EB—2—75.			
Local Boards			There are no such schools under these managements.			
Private Bodies	Head Master	B.A. or B.Sc. and Trained.	200—10—300 (In schools with enrolment of more than 200). 175—10—275 (In schools with enrolment upto 200).	Rs. 12 (minimum)		
	Assistant Teacher	B.A. or B.Sc. and Trained,	100—5—125—EB—4—145—EB—3—175.	Rs. 12 (minimum)		

Passed Inter and Trained C.T. or B.A. or B.Sc.	70-3-85-EB-4 105-2-115.
Passed Matric and Trained or Passed Inter.	50-2-70-EB-2 90.
Passed Middle and Trained or Passed Matric.	40-2-50-EB-1 60.

BOMBAY

MULTIPURPOSE HIGHER SECONDARY SCHOOLS

Government	Head Master	B.A. or B.Sc. and B.T.	300-20-500-EB-20-600-M.P.	<i>Madhya Pradesh</i> Rs. 35 for pay between Rs. 151 and Rs. 200; Rs. 40 for pay between Rs. 201 and Rs. 300; Rs. 50 for pay between Rs. 300 and Rs. 350 and Rs. 60 for pay between Rs. 351 and Rs. 400.	<i>Headmaster's Allowance Madhya Pradesh</i> Rs. 40	<i>Madhya Pradesh</i> In the case of subjects like English and Science, M.A. III class is also eligible for the assistant teachers' grade.
	Lecturer	M.A. or M.Sc.	225-225-250-15-400-M.P.			
	Career Master	B.A. or B.Sc. and B.T.	150-15-300-EB-15-390-400.			

HIGH SCHOOLS

Head Master	B.A. or B.Sc. and B.T.	200-200-220-15-400-EB-20-500-EB-25-650 Bombay. 300-20-500-EB-20-600 M.P.	<i>Bombay and Kutch</i> Rs. 45 for pay between Rs. 51 and Rs. 100; Rs. 50 for pay between Rs. 101 and Rs. 150, Rs. 55 for pay.	<i>Compensatory Local Allowance—Bombay.</i> In Bombay City Rs. 5 for pay upto Rs. 35, Rs. 7-50 for pay between Rs. 36 and Rs. 60.	Existing employees of the integrated areas are permitted to retain their own grades.
-------------	------------------------	--	---	--	--

APPENDIX D

Scales of Pay of Teachers in High/Higher Secondary Schools—(contd.)

Management	Head Master/ Asstt. Teacher	Minimum Qualifications	Scales of Pay	Allowances		Remarks
				Dearness	Others	
1	2	3	4	5	6	7

Rs.
BOMBAY—(contd.)

HIGH SCHOOLS—(contd.)

			250—250—15—370— 370—EB—15—430 —20—550—(M.P.)	between Rs. 151 and Rs. 200, Rs. 60 for pay between Rs. 201 and Rs. 300, Rs. 70 for pay between Rs. 301 and Rs. 500 and Re. 85 for pay bet- ween Rs. 501 and Rs. 750.	Rs. 10 for pay bet- ween Rs. 61 and Rs. 80, Rs. 12·80 for pay between Rs. 81 and Rs. 140, Rs. 15 for pay between Rs. 141 and Rs. 200, Rs. 17·50 for pay between Rs. 201 and Rs. 300 and Rs. 20 for pay above Rs. 300.
			220—15—400—EB— 20—500—(Kutch)		
			280—13—345 (Hy- derabad)		
			200—10—250—15— 400 (Saurashtra)		
			170—10—250 (Sau- rashtra)		In Ahmedabad and Poona Rs. 3 for pay upto Rs. 54, Rs. 5 for pay between Rs. 55 and Rs. 100, Rs. 7 for pay between Rs. 101 and Rs. 140 and Rs. 10 for pay between Rs. 141 and Rs. 250 and above.

Government	Lecturers	M.A. or M.Sc.	(The incumbents of these posts are allowed to continue of the same scales). 200—200—220—15—400—EB—20—500—EB—25—650.	<i>House Rent Allowance Bombay</i> In Bombay City—Rs. 10 for pay upto Rs. 54, Rs. 15 for pay between Rs. 55 and Rs. 100, Rs. 20 for pay between Rs. 101 and Rs. 300 and Rs. 10 per cent of pay above Rs. 300. In Ahmedabad and Poona Rs. 7 for pay upto Rs. 54 and Rs. 10 for pay between Rs. 55 and Rs. 100, Rs. 15 for pay between Rs. 101 and Rs. 250 and 7½ per cent of pay for pay above Rs. 250 In Sholapur, Baroda, Surat and Kohlapur: Rs. 5 for pay upto Rs. 54, Rs. 7 for pay between Rs. 55 and Rs. 100, Rs. 10 for pay between Rs. 101 and Rs. 250 and Rs. 5 per cent of pay for pay above Rs. 250.
	Assistant Lecturers	B.A. or B.Sc. and B.T.	(i) 160—10—250 (ii) 150—15—300—EB—15—390—(M. P.).	
	Assistant Teacher	B.A. or B.Sc. and B.T.	(i) 210—10—300 (Selection Grade). (ii) 70—5—130—EB—6—160—8—200.	
		B.A., B.T. B.A. II Class and B.T. B.A. I Class and B.T.	<i>Starting Pay</i> Rs. 75 Rs. 80 Rs. 85	
			200—10—250 (Selection Grade) (M.P.). 100—100—5—150—150—EB—5—200 (M.P.). 125—125—5—170—EB—6—200 (M.P.). 154—6—190—EB—8½—275 (Hyderabad).	

APPENDIX D

Scales of Pay of Teachers in High/Higher Secondary Schools—(contd.)

Management	Head Master/ Asstt. Teacher	Minimum Qualifications	Scales of Pay	Allowances		Remarks
				Dearness	Others	
1	2	3	4	5	6	7

Rs.

BOMBAY—(contd.)

HIGH SCHOOLS—(contd.)

Local Boards / Private Bodies	Head Master	Minimum Qualifications	Scales of Pay	Allowances	Remarks
		B.A. with 5 years' experience	(i) 300—15—450 (Class I Schools) (ii) 250—10—350 (Class II Schools) (iii) 200—10—300 (Class III schools) (iv) 80—5—130—EB —6—160—8—200 (Bombay)	<i>Duty Allowance</i> Class I Schools Rs. 100 to 200 Class II Schools Rs. 50 to 100 Class III Schools Rs. 40 to 75	Additional Pay for higher qualifications Rs. 15 for B. A. Class I Rs. 10 for B.A. Hons. Class II Rs. 15 for M.A. 1st Class Rs. 10 for M.A. II nd Class or T.D. or M.Ed. or Ph. D.
		B.A., B.T.	225—225—250—15— 400 (M.P.)		
		B.A.	154—6—190—EB— 8½—275 (Hyderabad) (i) 200—200—220— —15—400. (Class I) (ii) 170—10—250 (Class II) (Sau- rashtra). 200—10—300 (Kutch)		

Assistant Teacher	B.A., B.T.	(i) 80-5-130-EB -6-160-8-200 (ii) 74-4-114-EB -4-130-8-160 (Bombay) (i) 125-125-5-170 -EB-6-200 (ii) 100-100-5- 150-150-EB-5 -200 (M.P.) 100-5-150 80-5-125 (Kutch) 80-5-125 (Kutch)
	M.A., M.Sc.	
	B.A., B.Com., or B. Agri.	(i) 70-2-74 (ii) 70-5-130-EB -6-160-8-200 (Bombay) 130-4-154-EB- 6-190 (Hyderabad) 65-200 (Saurashtra) 75-5-130 (Kutch)
	Passed Matric and Trained	56-2-76-EB-2- 80-EB-4-120 Starting Pay Rs. 64 for passed Inter (Bombay) (i) 70-70-3-94- 94-EB-130 (M.P.) (ii) 60-60-3-84- 84-EB-4-120 81-3½-130 (Hyder- abad) 60-4-100 (Kutch)
There are no local board schools in the erstwhile states of Madhya Pradesh, Hyderabad, Kutch and Saurashtra		
	B.A. or B.Sc.	130-4-154-EB- 6-190 (Hyderabad)

APPENDIX D

Scales of Pay of Teachers in High/Higher Secondary Schools—(contd.)

Management	Head Master/ Asstt. Teacher	Minimum Qualifications	Scales of Pay	Allowances		Remarks
				Dearness	Others	
1	2	3	4	5	6	7

Rs.
BOMBAY—(contd.)
HIGH SCHOOL—(contd.)

		65—3—80—5—125 7—160—EB—8— 200 (Starting salary) Rs. 77 for B.A., Rs. 80 for B.A., S.T.C. Rs. 85 for B.A., B.Sc. or B.Com. and B.T. and Rs. 80 for B.Sc. or B.Com.) (Saur- ashtra)				<i>Headmaster's allow- ance Madhya Pradesh Rs. 40 Hyderabad As shown under An- dhra</i>
	Passed Inter	70—5—130—EB—6 —160—8—200 (Starting salary Rs. 75 for B.T.)				
	Passed Matric	81—3½—130 (Hyder- abad) 52—3—70—5—130 (Saurashtra) 54—2—56—2½—81— EB—3½—98½ (Hyderabad) 40—3/2—70—5—90 (Saurashtra)				

JAMMU AND KASHMIR

Government	Principal, H.S.S. Head Master	M.A. B.A. or B.Sc. and B.T.	300—25—500 200—15—275—EB —15—350	Rs. 15 Rs. 10 for pay bet- ween Rs. 50 and Rs. 75; Rs. 12 for pay between Rs. 76 and Rs. 100; Rs. 15 for pay between Rs. 101 and Rs. 200 and Rs. 20 for pay above Rs. 200
	Assistant Teacher	B.A. or B.Sc. and Trained	80—8—120—EB—8 —200. 70—6—130. 50—5—90. (Starting Pay Rs. 70.)	
			Passed Matric and Trained	50—5—90—EB—6— 120 (Starting salary Rs. 55) 150—15—300
	Instructor Grade I Diploma in Electrical Engineering		150—10—250	
	Instructor Grade II B.Sc. Agriculture Instructor Grade III Graduate and short- hand Trained		100—7—135—8—175	
Local Boards	There are no schools under these managements			
Private Bodies	There are no regular scales of pay			

KERALA

HIGH SCHOOLS

Government	Headmaster	Trained Graduate	250—15—400	Rs. 33 for pay bet- ween Rs. 46 and Rs. 140; 22½% of pay subject to a mini- mum of Rs. 36 for pay between Rs. 141 and Rs. 200 and 20 per cent subject to a minimum of Rs. 47 for pay between Rs. 201 and Rs. 325.	<i>Headmaster's Allowance</i> Rs. 20 in an incom- plete school in Tra- vancore-Cochin. Rs. 25 if enrolment exceeds 500 and Rs. 10 if enrolment is below 500 in Malabar.
	Assistant Teacher	Trained Graduate	150—10—250 (Selection Grade) 80—5—120—7½— 165 (2nd Grade)		

APPENDIX D

Scales of Pay of Teachers in High/Higher Secondary Schools—(contd.)

Management	Head Master/ Asstt. Teacher	Minimum Qualifications	Scales of Pay	Allowances		Remarks
				Dearness	Others	
1	2	3	4	5	6	7

Rs.

KERALA—(contd.)

Local Boards Private Bodies	Head Master	Trained Graduate with 10 years' experience	No such schools under these managements	Special D.A. Rs. 12 for pay upto Rs. 55 and Rs. 5 for pay between Rs. 61 and Rs. 200	Headmaster's Allowance Rs. 10 in Schools with an enrolment of 500 and below and Rs. 25 in schools with enrolment above 500 (in Malabar only)
		Trained Graduate	250—15—400 (Malabar Area) 165—7½—225—10— 245 (Malabar Area)	As in Government schools but special D.A. is not admissible to teachers of Local Boards/Private Bodies.	

		150—10—200 (Malabar Area)		
		85—5—120—7½—165 (Malabar Area)		
Assistant Headmaster	Trained Graduate	85—5—125—10—175	As in Government Schools but special D.A. is not admissible to teachers of Local Boards/Private Bodies.	<i>Assistant Headmaster's Allowance</i> —Rs. 15 if the strength of the school exceeds 1,000 (in Malabar only).
		85—5—120—7½—165		
Assistant Teacher	Trained Graduate	85—5—125—10—175 (in Malabar Area)		
		85—5—120—7½—165		

MADHYA PRADESH

MULTIPURPOSE HIGHER SECONDARY SCHOOLS

Government	Head Master	M.A. (IInd class) and trained with at least 10 year's teaching experience.	300—25—550—EB —30—700 (Rajasthan)	<i>Madhya Pradesh</i> Rs. 35 for pay between Rs. 151 and Rs. 200; Rs. 40 for pay between Rs. 201 and Rs. 300; Rs. 50 for pay between Rs. 301 and Rs. 350 and Rs. 60 for pay between Rs. 351 and Rs. 400.	<i>Headmaster's Allowance</i> <i>Madhya Pradesh</i> Rs. 40	M.A. (IIInd class) are also eligible for Assistant Teachers' grade in case of English and Science subjects in Government and Private Multipurpose Higher Secondary Schools in erstwhile Rajasthan.
		B.A. or B. Sc. and B.T.	300—20—500—EB —20—600 (Madhya Pradesh)			
	Assistant Teacher	M.A. (IInd class) in the subject concerned with 10 years' teaching experience.	200—10—280—EB —15—400—25—450 (Rajasthan)			

APPENDIX D

Scales of Pay of Teachers in High/Higher Secondary Schools—(contd.)

Management	Head Master/ Asstt. Teacher	Minimum Qualifications	Scales of Pay	Allowances		Remarks ^a
				Dearness	Others	
1	2	3	4	5	6	7

Rs.

MADHYA PRADESH—(contd.)

Private	Lecturer	M.A. or M.Sc.	225—225—250—15— 400 (Madhya Pradesh)	<i>Rajasthan</i> Rs. 30 for pay between Rs. 100 and Rs. 200 and Rs. 35 for pay between Rs. 201 and Rs. 500.
	Career Master	B.A. or B.Sc. and B.T,	150—15—300—EB— 15—390—400 (Madhya Pradesh)	
	Head Master	M.A. (IInd class and trained with at least 10 years' teaching experience.	300—25—550—EB— 30—700 (Rajasthan)	<i>Rajasthan</i> As in Government Schools.
	Assistant Teacher	M.A. (IInd class) in the subject concerned with 10 year's teaching experience.	200—10—280—EB— —15—400—25—450 (Rajasthan).	

Local Boards

There are no such schools under these managements in erstwhile Madhya Pradesh

HIGH SCHOOLS

Government	Head Master	B.A. or B.Sc. and R.T.	300—20—500—500—EB—20—600 (Selection Grade for men) 250—10—300 (Old scale for men) (Madhya Pradesh) 225—225—250—15—400 (Madhya Pradesh & Bhopal) 150—10—200—EB—12½—350 (Madhya Bharat) 250—15—400—EB—25—450 (Selection Grade) 200—10—300—EB—12½—350 (Vindhya Pradesh) 250—15—400—EB—20—500 (Rajasthan).	<i>Madhya Pradesh</i> Rs. 33 (Rs. 35 in Jabalpur) for pay between Rs. 46 and Rs. 150; Rs. 35 for pay between Rs. 151 and Rs. 200; 40 for pay between Rs. 201 and Rs. 300; Rs. 50 for pay between Rs. 301 and Rs. 350 and Rs. 60 for pay between Rs. 351 and Rs. 400.	<i>Headmaster's Allowance</i> <i>Madhya Pradesh</i> Rs. 40 <i>House rent Allowance</i> In Jabalpur only—Rs. 7 for pay between Rs. 101 and Rs. 150 and the difference between actual pay and Rs. 157 for pay between Rs. 150 and Rs. 157	The scale of pay of Rs. 200—10—300—EB—12½—350 in erstwhile Vindhya Pradesh is also available to M.A. or M.Sc. with three years' teaching experience. The scale of pay of Rs. 100—5—150—150—EB—5—200 in erstwhile Bhopal is also available to graduate teachers with three years' teaching experience. The scale of pay of Rs. 100—100—5—150—EB—5—200 is also available to M.A. or M.Sc. Assistant Teachers in erstwhile Vindhya Pradesh.
	Assistant Teacher	B.A. or B.Sc. and B.T.	200—10—250 (Selection Grade) (Madhya Pradesh) 100—100—5—150—150—EB—5—200 (Starting pay Rs. 110 for men) (Madhya Pradesh and Vindhya Pradesh)	<i>Madhya Bharat</i> Rs. 24 (Rs. 31 in Indore, Gwalior, Ratlam and Ujjain for pay between Rs. 40 and Rs. 150 and Rs. 32 for pay between Rs. 151 and Rs. 200.		

APPENDIX D

Scales of Pay of Teachers in High/Higher Secondary Schools—(contd.)

Management	Head Master/ Asstt. Teacher	Minimum Qualifications	Scales of Pay	Allowances		Remarks
				Dearness	Others	
1	2	3	4	5	6	7

Rs.

MADHYA PRADESH—(contd.)

			<p>125—125—5—170— E.B.—6—200. (Starting salary Rs. 135 for women) (Madhya Pradesh) 100—5—150—EB —10—250 (Madhya Pradesh) 100—5— 150—150—EB—5 200 (Bhopal) 110— 5—135—EB—10— 225 (Rajasthan).</p>	<p><i>Vindhya Pradesh</i> Rs. 33 for pay bet- ween Rs. 45 and Rs. 150; Rs. 35 for pay between Rs. 151 and Rs. 200; Rs. 40 for pay bet- ween Rs. 201 and Rs. 250 and Rs. 50 for pay between. Rs. 251 and Rs. 350 <i>Bhopal</i> Rs. 33 for pay bet- ween Rs. 45 and Rs. 150; Rs. 35 for pay between Rs. 151 and Rs. 200 and Rs. 45 for pay between Rs. 201 and Rs. 300. <i>Rajasthan</i></p>
	M.A.		80—5—150 (Madhya Bharat)	
	B.A. or B.Sc.		70—5—150 (Madhya Bharat) 100 fixed (Bhopal) 90—5—130 (Rajas- than).	

Local Boards	Head Master	Passed Inter	60-60-3-84-4-120 (Starting pay Rs. 63 for trained (Vindhya Pradesh)	pay between Rs. 100 and Rs. 200 and Rs. 35 for pay between Rs. 201 and Rs. 500.
		Passed Matric and Trained.	45-21-50-2-60 EB-65-3-80-2 100 (Vindhya Pradesh).	
	Assistant Teacher	B.A. or B. Sc. and B.T.	Salary ranges between Rs. 130 and Rs. 200.	Rs. 30
		B.A. or B.Sc. and B.T.	Salary ranges between Rs. 70 and Rs. 90.	
		Passed Inter and Trained.	Salary ranges between Rs. 50 and Rs. 60.	

There are no schools under these managements in erstwhile Madhya Bharat, Vindhya Pradesh, Bhopal & Rajasthan

Private Bodies	Head Master	B.A. or B.Sc. and Trained.	Salary ranges between Rs. 130 and Rs. 200 (Madhya Pradesh)	<i>Madhya Pradesh</i>
			250-15-400-EB-20-500 (Rajasthan)	<i>Rajasthan</i>
	Assistant Teacher	B.A. or B.Sc. and Trained.	Salary ranges between Rs. 70 and Rs. 90. (Madhya Pradesh)	As in Government Schools.
		Passed Inter and Trained	110-5-135-EB 10-225 90-5-130 (Rajasthan)	
			Salary range between Rs. 50 and Rs. 60 (Madhya Pradesh)	

The scales of pay in schools under these managements in erstwhile Madhya Bharat and Bhopal are not uniform. There are no schools under these managements in erstwhile Vindhya Pradesh.

APPENDIX D

Scales of Pay of Teachers in High/Higher Secondary Schools—(contd.)

Management	Head Master/ Asstt. Teacher	Minimum Qualifications	Scales of Pay	Allowances		Remarks
				Dearness	Others	
1	2	3	4	5	6	7

Rs.

M A D R A S

Government	Head Master	B.A. or B.Sc. and B.T. or B. Ed.	165—5—205—10—245 85—5—125—10— 175 (Starting Pay Rs. 100) (Madras) 250—15—400 (Travancore-Cochin)	<i>Madras</i> Rs. 22 for pay between Rs. 41 and Rs. 60; Rs. 24 for pay between Rs. 61 and Rs. 100; 17½ per cent of pay plus Rs. 8 for pay between Rs. 101 and Rs. 200 and 17½ per cent of pay plus Rs. 6 for pay between Rs. 201 Rs. 300.	<i>Headmaster's allowance Madras.</i> Rs. 25 if the enrolment of the school is above 500 and Rs. 10 of the enrolment if 500 or below.
	Assistant Teacher	B.A. or B.Sc. and B.T. or B. Ed.	165—5—205—10— 245—85—5—125— 10—175 (Madras).		<i>House Rent Allowance</i> In Madras City Rs. 9 for pay between Rs. 40 and Rs. 80 and 10 per cent of pay with a minimum of Rs. 10 plus Rs 2 for pay between Rs. 81 and Rs. 150. In towns with population of 50,000 and above Rs. 7 for pay between Rs. 40 and Rs. 80; Rs. 9
		B.A. or B. Sc.	85 fixed (Madras) 150—10—250 55—5—75—7½—150 (Travancore-Cochin)	<i>Travancore-Cochin</i> Rs. 27 for pay between Rs. 25 and Rs. 45, Rs. 33 for pay between Rs. 46 and Rs. 150, Rs. 35 for pay between Rs. 151 and Rs. 175 and 20 per cent of	
		Passed Matrio and Secondary Grade Trained.	45—3—60—2—90 (Madras)		
	Passed Matric	45 fixed (Madras)			

Local Boards	Head Master	B.A. or B. Sc. and B.T. or B. Ed.	150—10—200 75—5—145	As in Government Schools	for pay between Rs. 81 and Rs. 100; Rs. 12 for pay between Rs. 101 and Rs. 250. In Other Municipal and Taluka head- quarter towns etc. Rs. 3 for pay upto Rs. 100.	Headmasters of Schools having Form V and above are entitled to the scale of Rs. 150—10—200 while those in schools having Form IV and below get the Scale of Rs. 75—5— 145.
	Assistant Headmaster	B.A. or B.Sc. and B.T. or B. Ed.	75—5—145		Assistant Headmas- ters are entitled to Rs.15 p.m. as special pay.	
	Assistant Teacher	B.A. or B.Sc. and B.T. or B.Ed. B.A. or B. Sc. Passed Matric and Secondary Grade Trained.	75—5—145 65 fixed 45—2—85			

pay between
Rs. 176 and Rs. 275

Additional Dearness Allowance
Rs. 7 for those whose
pay does not exceed
Rs. 60 and of Rs.
5 for those whose
pay does not exceed
Rs. 200.

for pay between
Rs. 81 and Rs. 100;
Rs. 12 for pay between
Rs. 101 and
Rs. 250.

In Other Municipal
and Taluka head-
quarter towns etc.
Rs. 3 for pay upto
Rs. 100.

*Headmaster's and
House Rent Allow-
ance.*

As in Government
Schools.

Assistant Headmas-
ters are entitled to
Rs.15 p.m. as special
pay.

APPENDIX D

Scales of Pay of Teachers in High/Higher Secondary Schools—(contd.)

Management	Head Master/ Asstt. Teacher	Minimum Qualifications	Scales of Pay	Allowances		Remarks
				Dearness	Others	
1	2	3	4	5	6	7

Rs.

MADRAS—(contd.).

FOR TEXTILE TECHNOLOGY HIGH SCHOOLS

Senior Instructor Weaving	Licentiate in Textile Manufacture with 2 years' experience in weaving in a recognised manufacturing concern or Passed Matric and Supervisor's Course of the Government Textile Institute, Washermanpet with 3 years' teaching experience in a recognised weaving concern.	85—5—125—10—175			
Junior Instructor in Weaving	Passed Matric and with supervisor's course of the Government Textile Institute, Washer-	50—3—80			

Junior Instructor in Bleaching Dyeing and printing	<p>Instructor's course with one year's teaching experience.</p> <p>Supervisor's course in Dyeing and Finishing or Instructors' Course in bleaching, dyeing and printing of the Government Textile Institute, Madras with one year's Practical Experience—and Passed Matric.</p>	50—3—80
Senior Instructor	<p><i>Engineering Course</i></p> <p>B.E. (Mechanical or Elect.)</p> <p>B. Sc. Physics (with Elect. or Mech. Engg. as subsidiary subjects) or L.M.E. or L.E.E. with not less than 3 years' workshop experience or teaching experience in a recognised institution after passing diploma examination.</p>	150—10—250
Junior Mechanic Instructor	Good experience as Carpenter.	40—2—50—1—55

APPENDIX D

Scales of Pay of Teachers in High/Higher Secondary Schools—(contd.)

Management	Head Master/ Asstt. Teacher	Minimum Qualifications	Scales of Pay	Allowances		Remarks
				Dearness	Others	
1	2	3	4	5	6	7

Rs.

MADRAS—(contd.)

Senior Mechanic In- structor	Passed Form I and Technical experi- ence as first class engine fitter or as Auto Mechanic for a period of at least 5 years.	45—3—00—2—70			
Assistant Instructor	L.M.E. or L.E.E. with a minimum of one year's practical experience in En- gineering Workshop or as Instructor in a recognised tech- nical school.	85—5—125—10—175 (Government) 75—5—145 (Local Body)			
Instructor	<i>Agriculture Course</i> B. Sc. (Agriculture) B.A. or B. Sc. with (Agri.) as a subject.	100—5—140—EB— 10—220 (Govern- ment). 85—5—125—10—175	100—5—140—EB— 10—220 (Non- Government). 75—5—145		

		B. Sc. with Agriculture as a subject in the Intermediate	85-5-125-10-175	
		B. Sc. Botany or Zoology with Higher Grade Certificate.	85-5-125-10-175	
Secretarial Assistant		B. Com. or D.Com.	85	Rs. 75
		B. Com. with any diploma of teachers training.	85-5-125-10-175	75-5-145
		B. Com. with L.T., B.T. or B.Ed.	100-5-125-10-175	90-5-145
Commercial Inspector	Ins-	Technical Teachers' Certificate (Higher) in Type-writing.	60-4-100	50-2-90
		<i>Drawing and Painting</i>		
Instructor		Passed Matric and Hind class diploma in drawing granted by the School of Arts or Government diploma in Drawing.	85-5-125-10-175	75-5-145
				(Starting pay Rs. 100 in Govt. Schools and Rs. 90 in other schools).
		<i>Home Science</i>		
Instructor		B.A. (Home Science) and Teachers' Training Degree in Home Science or	85-5-125-10-175	75-5-145
		B.A. Home Science	Rs. 65	

APPENDIX D

Scales of Pay of Teachers in High/Higher Secondary Schools—(contd.)

Management	Head Master/ Asstt. Teacher	Minimum Qualifications	Scales of pay	Allowances		Remarks
				Dearness	Others	
1	2	3	4	5	6	7

Rs.

MADRAS—(contd.)

		<i>Music</i>				
	Music Teacher	Graduate in Music or diploma holder in Music. Title holders sangeeta siromani, sangeet Bhushnam and passed matric.	85—5—125—10—175	75—5—145		
		Passed Matric	30 fixed			
		There are no schools under these managements in erstwhile Travancore-Cochin				
Private Bodies	Headmaster	B.A. or B. Sc. and B.T. or B. Ed.	250—15—400 165—7½—225—10—245 150—10—200 85—5—125—10—175 (for those who adopt Government Scale)	As in Government Schools (Madras). <i>Travancore-Cochin</i> As in Government Schools	<i>Headmaster's allowance.</i> <i>Madras</i> As in Government Schools	In erstwhile Madras the scales of pay of Rs. 250—15—400 Rs. 165—7½—225—10—245; and Rs. 150—10—200 are available to headmasters of

		75-5-145 (for those who adopt Local Board Scale) (Madras)
		150-12½-250
		150-10-250* (Travancore-Cochin).
Assistant Teacher	B.A. or B. Sc. and B.T. or B. Ed.	75-5-145 (Madras)
	B.A. or B.Sc.	60 fixed (Madras) 80-4-100-5-150.
		55-5-75-7½-150 (Travancore-Cochin)
	Passed Matric and Secondary Grade Trained.	45-2-85 (Madras).
	Passed Matric	30 fixed (Madras).

schools with 25 sections or more in Forms I to VI; with 13 to 24 sections in Forms I to VI and with 12 sections in Forms I to VI.

*The scales of pay of Rs. 150-12½-250 and Rs. 80-4-100-5-150 in erstwhile Travancore-Cochin are available to those who were confirmed before 1-10-50 in Cochin Area.

Note: Secondary Schools under private managements may adopt either the Govt. Scales of pay or Local Body Scales as they wish.

APPENDIX D

Scales of Pay of Teachers in High/Higher Secondary Schools -(contd.)

Management	Head Master/ Asstr. Teacher	Minimum Qualifications	Scales of Pay	Allowances		Remarks
				Dearness	Others	
1	2	3	4	5	6	7

Rs.

M Y S O R E

Government Local Boards/ Private Bodies	Pandit & Munshis (Promotionals)	Pandits and Munshis	150—10—250	<i>In Cities with Population of 1 Lakh and above.</i>	
	Pandits and Munshis	Pandits and Munshis.	75—5—90—6—150 —10—180	Rs. 30 for pay below Rs. 80; Rs. 35 for pay between Rs. 81 and Rs. 100	
	Drawing Teacher	A Certificate of Arts School.	60—4—80—5—120	Rs. 40 for pay between Rs. 101 and Rs. 150; Rs. 50 for pay between Rs. 151 and Rs. 250; Rs. 55 for pay between Rs. 251 and Rs. 300; Rs. 60 for pay between Rs. 301	
	Music Teacher (Promotional).	Proficiency in Music.	75—5—90—6—150 (Grade I only 3 posts).	and Rs. 500; Rs. 65 for pay between Rs. 501 and Rs. 800.	

Rs. 25 for pay below Rs. 30; Rs. 30 for pay between Rs. 31 and Rs. 100; Rs. 35 for pay between Rs. 101 and Rs. 150; Rs. 40 for pay between Rs. 151 and Rs. 250; Rs. 45 for pay between Rs. 251 and Rs. 300; Rs. 50 for pay between Rs. 301 and Rs. 500; Rs. 55 for pay between Rs. 501 and Rs. 800.

As in Government Schools.

	Drill Instructor	Proficiency in Music.	in 60-4-80-5-120 (Grade II);
		S.S.L.C. with Y.M.C.A. Training	50-3-80-4-100
	Vocational Teachers in High Schools.	Diploma in Weaving	70-5-90-6-150
Local Boards	Head Master	B.A. or B.Sc. and B.T. or B. Ed.	150-10-250
	Assistant Teacher	B.A. or B. Sc. and B.T. or B.Ed.	75-5-90-6-150-10-200

ORISSA

Government	Head Master	B.A. or B. Sc. and Trained	200-15-260-25-435-EB-25-610-EB-30-700 120-5-155-EB-160-10-220-EB-10/2-250.	Rs. 27 for pay upto Rs. 35; Rs. 30 for pay between Rs. 36 and 50; Rs. 28 for pay between Rs. 51 and Rs. 75; Rs. 25 for pay between Rs. 76 and Rs. 100; Rs. 27 for pay between Rs. 101 and Rs. 150;
		Passed Inter and Trained.	70-2-80-4-100	

APPENDIX D

Scales of Pay of Teachers in High/Higher Secondary Schools—(contd.)

Management	Head Master/ Asstt. Teacher	Minimum Qualifications	Scales of Pay	Allowances		Remarks
				Dearness	Others	
1	2	3	4	5	6	7

Rs.

ORISSA—(contd.)

Local Boards/ Private Bodies	Assistant Teacher	B.A. or B. Sc. and Trained.	120—5—155—EB— 160—10—220—EB 10/2—250.			
		B.A. or B.Sc.	70—2—74—3—98— 4—110—EB—5— 140.			
		Passed Inter and Trained.	70—2—80—4—100			
	Drawing Teachers	Passed Matric and Trained or Passed Inter.	50—2—70—EB—2— 90— (Starting pay Rs. 60).			
	Head Master	With Certificate in drawing.	85—2—97—3—115— EB—4—155.			
	Assistant Teacher	B.A. or B. Sc. and B.Ed.	130—10—200—EB— 10—250.			
		B.A. or B. Sc. and Trained.	100—5—150—EB— 8—190—EB—10/2— 210.			

Rs. 29 for pay between Rs. 151 and Rs. 200, Rs. 31 for pay between Rs. 201 and Rs. 250; Rs. 35 for pay between Rs. 251 and Rs. 300; Rs. 39 for pay between 301 and Rs. 500 and Rs. 44 for pay between Rs. 501 and Rs. 750.

As in Government Schools.

Passed Inter and Trained.	60-3-90-EB-5/2-100.
B.A. or B.Sc.	60-3-90-EB-5/2-120.
Passed Matric and Trained or Passed Inter.	50-2-70-3/2-85
Passed Matric	40-2-60-EB-2-80.
Passed Middle and Trained.	30-1/2-40

P U N J A B

Government	Head Master	B.A. or B.Sc. and B.T./B.Ed. or S.S.T.	250-10-850 (Non-Gazetted).	Rs. 30 for pay upto Rs. 50; Rs. 40 for pay between Rs. 50 and Rs. 150; Rs. 45 for pay between Rs. 151 and Rs. 200; Rs. 50 for pay between Rs. 201 and Rs. 250; Rs. 60 for pay between Rs. 251 and Rs. 300; Rs. 70 for pay between Rs. 301 and Rs. 500 and Rs. 85 for pay between Rs. 501 and Rs. 750.	Temporary Allowance equal to two increments for those whose pay exceeds Rs. 100 but not Rs. 250 and equal to one increment for pay beyond Rs. 250.	In erstwhile Punjab M.A./M.Sc.; M.Ed. Class III B.T./B.Ed. are entitled to a starting salary of Rs. 126 p.m.; while M.A./M.Sc./M.Ed. Class I and II are entitled to an initial salary of Rs. 150 p.m. in the scale of Rs. 110-8-190-10-250.
	Assistant Master	(i) B.A. or B.Sc. and B.T./B.Ed. or S.S.T. (ii) B.Sc. (Agri), B.T./B.Ed. or S.S.T. (iii) B. Com. B.T. (iv) B.A. D.P.E.	250-10-300 (15 per cent posts). 110-8-190-10-250 (85 per cent posts).			
		Passed Matric and J.S.T.C.	80-5-110-8-190-EB-10-250.			

APPENDIX D

Scales of Pay of Teachers in High/Higher Secondary Schools—(contd.)

Management	Head Master/ Asstt. Teacher	Minimum Qualifications	Scales of Pay	Allowances		Remarks
				Dearness	Others	
1	2	3	4	5	6	7

Rs.

PUNJAB—(contd.)

Arts & Crafts Master	Matric with 3 years' Intermediate Diploma in Arts & Crafts and one year's T.T. Certificate Course.
----------------------	--

90—5—150

Local Boards All the schools under the management of Local Bodies were provincialised w.e.f. 1st October, 1957 and the scales of pay of Masters/Mistresses Teachers working in provincialised schools have been brought at par with their counterparts in Government Service.

Private Bodies There are no uniform scales of pay of teachers working in privately managed schools. These generally differ from school to school. The Private Managements, more or less, give the same scales of pay to their teachers as are admissible to their counterparts in Government Service.

R A J A S T H A N

MULTIPURPOSE HIGHER SECONDARY SCHOOLS

Government/ Private Bodies	Head Master	M.A. (IInd Class) with at least 10 years' experience.	300—25—450—EB —25—600 (Rajasthan).	Rs. 25 for pay between Rs. 60 and Rs. 99, Rs. 30 for pay between Rs. 100 and Rs. 200 and Rs. 35 for pay between Rs. 201 and 300.	M.A. Class III also eligible for Assistant teachers' grade in case of subjects like English and Science.
	Assistant Teacher	M.A. (IInd Class) with 3 years' teaching experience.	200—10—280—EB —15—400 (Rajasthan).		

High Schools

Government

Head Master

B.A. or
and B.T.

B.Sc.

250—15—400—EB—
20—500 (Rajasthan)
250—10—300—20
—400—20—500
(Ajmer)
220—15—400—EB—
20—500—EB—25
—670 (Bombay)
200—15—400—EB—
25—450 (Selection
Grade)
150—10—200—EB—
12½—350
(Madhya Bharat)

Rajasthan

As in Multipurpose
Higher Secondary
Schools.
Ajmer
Rs. 40 for pay upto
Rs. 50; Rs. 50 for
pay between Rs.
51 and Rs. 100;
Rs. 55 for pay
between Rs. 101
and Rs. 150; Rs.
60 for pay between
Rs. 151 and Rs. 200
Rs. 65 for pay
between Rs. 201
and Rs. 250.

Assistant Teacher

B.A. or
and B.T.

B.Sc.

110—5—135—EB—
10—225 (Rajas-
than).
120—8—200—EB—
10—300 (Ajmer)
70—5—130—EB—
6—160—8—200
(Starting salary
Rs. 75) (Bombay)
100—5—150—EB—
10—250 (Madhya
Bharat).

Bombay

As shown under
Bombay.

Madhya Bharat

Rs. 24 for pay be-
tween Rs. 40 and
Rs. 150 and 32 for
pay between Rs.
151 and Rs. 200

M.A.

80—5—150 (Madhya
Bharat).

The scales of pay
Rs. 120—8—200—
EB—10—300 and
Rs. 80—5—120—EB
—8—200/10—2—220
in erstwhile Ajmer
are also available
to B.A./B.Sc. with
5 years' teaching
experience and
passed Inter and
S.A.V. trained
teachers respec-
tively.

APPENDIX D

Scales of Pay of Teachers in High/Higher Secondary Schools—(contd.)

Management	Head Master/ Asstt. Teacher	Minimum Qualifications	Scales of Pay	Allowances		Remarks
				Dearness	Others	
1	2	3	4	5	6	7

Rs.

RAJASTHAN—(contd.)

Local Boards	Head Master	B.A. or B.Sc.	90—5—140 (Rajasthan) 80—5—120—EB— —8—200—10;2— 220 (Ajmer) 70—5—150 (Madhya Bharat)
		With Lower Quali- fication.	68—4—120—EB— 5—170 (Ajmer).
	Assistant Teacher	B.A. with 5 years' experience.	300—15—450 250—10—350 200—10—300 80—5—130—EB— 6—160—8—200.
		B.A. or B.Sc. and Trained.	80—5—130—E.B— 6—160—8—200 (S.T.C.) 74—4—114—EB— 4—130—6—160 (for S.T.C. or T.D.)

Passed Matric and S.T.C. or T.D. 56-2-76-EB-2
-80-4-120
(Starting salary Rs. 64 for Passed Inter).

There are no schools under these managements in erstwhile States of Rajasthan, Ajmer and Madhya Bharat

Private Bodies	Head Master	B.A. or B.Sc. and B.T.	250-15-400-EB-20-500 (Rajasthan) 250-10-300-20-400-20-500 (Ajmer).	Rajasthan As in Government Schools. Ajmer As in Government Schools. Bombay As shown under Bombay.	Bombay As shown under Bombay.	The scales of pay of Rs. 120-8-200-EB-10-300 and Rs. 80-5-120-EB-8-200-10/2-220 in erstwhile Ajmer are also available to passed B.A. B.Sc. with 5 years' experience and Inter and S. A. V. trained teachers respectively.
		B.A. or B.Sc. with 5 year's experience.	300-15-450 250-10-350 200-10-300 80-5-130-EB-6-160-8-200 (Bombay).			
	Assistant Teacher	B.A. or B.Sc. and B.T.	110-5-135-EB-10-225 (Rajasthan). 120-8-200-EB-10-300 (Ajmer). 80-5-130-EB-6-160-8-200 (Bombay).			
		B.A. or B.Sc. and S.T.C. or T.D.	74-4-114-EB-4-130-6-160 (Bombay)			

APPENDIX D

Scales of Pay of Teachers in High/Higher Secondary Schools—(contd.)

Management	Head Master/ Asth. Teacher	Minimum Qualifications	Scales of Pay	Allowances		Remarks
				Dearness	Others	
1	2	3	4	5	6	7

Rs.

RAJASTHAN—(contd.)

B.A. or B.Sc.	90—5—130 (Rajasthan).
	80—5—120—EB.— —8—200—10/2— 200 (Ajmer).
Passed Matric and S.T.C. or T.D.	56—2—76—EB.—2 —80—4—120 (Starting salary Rs. 64 for passed Inter (Bombay).
With Lower Quali- fication.	68—4—120—EB.— 5—170 (Ajmer).

The scales of pay are not uniform in schools under these managements in erstwhile Madhya Bharat

U T T A R P R A D E S H

Government	Principal (Higher Secondary).	M.A., B.T.	250—25—400—EB —30—700—EB —50—850.	House rent allowance A Class Rs. 30.	Teachers of merged areas permitted their own scales of pay.
------------	----------------------------------	------------	---	---	--

Head Master (High School).	B.A. or B.Sc. and Trained (L.T., B.T. or B.Ed.) with 10 years' experience as Assistant Teacher or Sub-Deputy Inspector of School (by promotion) B.A., B.T. with 3 years' experience (Direct).	250—25—375—EB. —25—500.	B. Class Rs. 25 C. Class Rs. 20 for headmaster's only.
Assistant Teacher	M.A., B.T.	200—10—250—EB —10—310—EB— 14—450.	Revised from 1-8-57 Rs. 25 for pay upto Rs. 50; Rs. 30 for pay between Rs. 51 and Rs. 74, Rs. 25 for pay between Rs. 75 and Rs. 100 Rs. 30 for pay between Rs. 101 and Rs. 150; Rs. 35 for pay between Rs. 151 and Rs. 450.
	B.A. or B.Sc. or B.Sc. (Agri.) or (Horticulture) and L. T. or B.T. or B.Ed.	120—8—200—EB 10—300.	
	Passed High School Examination and Trained (C. T.) or Intermediate Examination and C. T. Basic.	75—5—120—EB.— —8—200.	
	Passed High School Examination and Trained (J.T.C.).	60—4—80—E.B.— 5—120.	
	Passed Middle and Trained H.T.C.	45—2—65—E.B.—3 —80.	

APPENDIX D

Scales of Pay of Teachers in High/Higher Secondary Schools—(contd.)

Management	Head Master/ Asstt. Teacher	Minimum Qualifications	Scales of Pay	Allowances		Remarks
				Dearness	Others	
1	2	3	4	5	6	7

Rs.

UTTAR PRADESH—(contd)

Assistant Masters Hindi, Sanskrit, Urdu, Persian, Ara- bic.	M.A. in the subject concerned and pre- ferably trained or equivalent.	200—10—250—EB —10—310—EB— —14—450.
	B.A. in the subject concerned and B.T. or Sahitya Ratna/ Shastri/Kamil/Fa- zil (Allahabad/Luck- now) and Re- freshers Course train- ing.	120—8—200—EB. —10—300. 75—5—120—EB— —8—200.
	Passed matric in the subject con- cerned and J. T. C. trained or Madhya- ma Kovid/Munshi/ Qabil/Moulvi (Al- lahabad and Luck- now) and refresher course training.	

Art	<p>Drawing Teachers' Certificate by Government College of Arts and Crafts, Lucknow/B.A. with Fine Arts as subjects/Passed Inter and Teachers' Senior Certificate from Mayo School of Art/Third Grade Art School Examination Bombay/Final Drawing Teachers' Diploma Examination, Calcutta/Inter grade drawing Examination, Bombay/Certificate awarded by Government drawing and Handicraft Centre Allahabad/Inter with drawing as a subject from U. P.</p>	<p>120—8—200—EB— —10—300.</p>
Physical Education Teacher.	<p>Graduate with a Certificate in Physical Education. Matriculate with Diploma in Physical Education.</p>	<p>120—8—200—EB. —10—300 (by Promotion). 75—5—120—EB— —8—200</p>
Art Teacher	<p>Matriculate and Teachers' senior certificate Examination of Mayo School of Arts Lahore/Intermediate</p>	<p>75—5—120—EB— 8—200.</p>

APPENDIX D

Scales of Pay of Teachers in High/Higher Secondary Schools—(contd.)

Management	Head Master/ Asstt. Teacher	Minimum Qualifications	Scales of Pay	Allowances		Remarks
				Dearness	Others	
1	2	3	4	5	6	7

Rs.

UTTAR PRADESH—(contd.)

		Grade Drawing Examination of Bombay/Drawing Teachers' Training Certificate from the Government College of Arts and Crafts, Lucknow /Third Grade Arts School Examination Bombay/Final Drawing Teachers' Examination, Calcutta/Teachers' Artist Certificate of the Royal Society, London.				
	Music Teacher	Graduate with Senior Diploma in Music from Allaha-	120—8—200—EB —10—300.			

bad University/
Sangeet Visharad
from Bhatkhande
Sangeet Mahavid-
yalaya Lucknow/
Sangeet Prabhakar
from Prayar San-
geet Samiti, Alla-
habad.

Matriculate and
Sangeet Visharad
Examination from
Bhatkhande Sangeet
Mahavidyalaya
Lucknow/Sangeet
Prabhakar Exami-
nation of Prayag
Sangit Samiti. Aca-
demy of Music,
Allahabad/Sangeet
Visharad Exami-
nation of Gandhar-
va Mahavidyalaya
Mandal, Bombay
/Final Examination
of Madho Sangeet
Vidyalaya Gwalior,
or Shankar Gan-
dharva Vidyalaya
Gwalior/Senior Dip-
loma of Music from
Allahabad Univer-
sity.

B. Com. and B.T.

Trained Graduate
and training in
Psychology and
should possess
working knowledge
of Hindi.

75-5-120-EB-
8-200.

120-8-200-EB
-10-300

120-8-200-EB
-10-300

Commerce School
Psychologist.

APPENDIX D

Scales of Pay of Teachers in High/Higher Secondary Schools—(contd.)

Management	Head Master/ Asstt. Teacher	Minimum Qualifications	Scales of Pay	Allowances		Remarks
				Dearness	Others	
1	2	3	4	5	6	7

Rs.

UTTAR PRADESH—(contd.)

Agriculture	B.Sc. (Agri.)	120—8—200—EB —10—300.
Assistant Teacher (Other subjects).	B.A.; B.T.	120—8—200—EB —10—300.
Assistant Teacher including Craft teacher (viz. Book Craft, Metal Craft, Leather Craft, Spin- ing and Weaving.	Passed Matric and 'Trained	75—5—120—EB— —8—200.
	Passed Matric and 'Trained J.T.C.	60—4—80—EB—5 —120 (in Govern- ment Girls' School only).
	Passed Middle and 'Trained.	45—2—65—EB—3 80—EB—4—100
		45—2—65—EB—3 00.
		00—2—45—EB—3 65 (in Government girls' Schools only)

Local Boards/ Private Bodies.	Principal of [redacted] College.	M.A. and Trained or B.A., B.T. with 4 years' teaching experience.	250—20—450—25— 500.
	Head Master of High Schools.	B.A., B.T., with 4 years' teaching experience.	200—10—350
Assistant Teacher .		M.A. and B.T. .	150—10—190—15— 250.
		B.A. and B.T.	120—6—168—EB 8—200.
		B.A.	2/3rd of the scale 120 —6—168—EB—8— 200.
		Passed Matric and Trained C. T. or J.B.T.C. Passed Matric.	60—3—90—EB—4 —100. 45—2—65—EB—3 80.
		Passed Middle and Trained.	40—2—50—EB—3 65.
Teachers for Hindi, Sanskrit, Urdu Persian and Arabic.		M.A., in the subject concerned and teach- ing intermediate classes.	150—10—190—15— 250.
		M.A. B.A., B.T. or Sahitya Ratna/ /Acharya/Shastri/ Fazil/Kamil.	120—6—168—EB —8—200.
		B.A. in the subject concerned.	2/3rd of 120—6—168 —EB—8—200.

Rs. 10 as D.A. to
only those teachers
who get a salary of
Rs. 70.

APPENDIX D

Scales of Pay of Teachers in High, Higher Secondary Schools—(contd.)

Management	Head Master/ Asstt. Teacher	Minimum Qualifications	Scales of Pay	Allowances		Remarks
				Dearness	Others	
1	2	3	4	5	6	7

Rs.

UTTAR PRADESH—(contd.)

		Passed Matric with Oriental Qualifications.	75—5—110—EB— —6—140—7—175.			
Art Teacher		B.A., with drawing and/or Painting as one of the subject or Drawing Teachers' Certificate from the Government School of Art and Craft, Lucknow or Passed Inter in the subject and teachers training certificate	120—6—168—EB —8—200.			
		Others	75—5—110—EB—6 —140—EB—7—175.			

Physical Education Instructors.	Graduate with diploma in Physical Education/B.A., B.T. with physical education as special subject in B.T.	120-6-168-EB-8-200.	
	Passed Matric and one year's training in physical education.	75-5-110-EB-6-140-EB-7-175.	
	Drill Instructors	40-2-(bi.)-50-EB-3(bi.)-65.	
Music	Sangeet Visharad of Morris College, Lucknow/Sangeet Prabhakar of Sangeet Samiti, Pragay/Senior Diploma of Allahabad University and teachers of inter classes.	120-6-168-EB-8-200.	
	Other Music Teachers	75-5-110-EB-6-140-EB-7-175.	
Crafts	Teachers of spinning and weaving, book-binding, metal craft, tailoring and leather work.	Pay varies with qualifications. Maximum limit 75-5-110-EB-6-140-EB-7-175.	Rs. '10 only to Teachers getting Rs. 70 as pay.

APPENDIX D

Scales of Pay of Teachers in High/Higher Secondary Schools—(contd.)

Management	Head Master/ Asstt. Teacher	Minimum Qualifications	Scales of Pay	Allowances		Remarks
				Dearness	Others	
1	2	3	4	5	6	7

Rs.

WEST BENGAL

Government	Head Master	M.A. or M.Sc. and B.T.	250—20—450—EB —20—610—EB— 20—650—25—750. (Direct recruit) (West Bengal).	<i>West Bengal</i> Rs. 25 for pay upto Rs. 50; Rs. 35 for pay between Rs. 51 and Rs. 100; Rs. 40 for pay between Rs. 101 and Rs. 150; Rs. 45 for pay between Rs. 151 and Rs. 200; Rs. 50 for pay between Rs. 201 and Rs. 250; Rs. 60 for pay between Rs. 251 and Rs. 300; Rs. 70 for pay between Rs. 301 and Rs. 400 and 17½ per cent of pay for pay above Rs. 400. <i>Bihar</i> 40 per cent of pay with a minimum of Rs. 17·50 and maxi-	<i>Additional Allowance</i> <i>West Bengal</i> Rs. 5 for pay upto Rs. 250 and cash allowance of Rs. 5 for pay upto Rs. 300. <i>Bihar</i> Rs. 5 for pay upto Rs. 250.	The Scales of pay of Rs. 150—10—230 —EB—15—350 and Rs. 100—5—130— EB—6—190 in erstwhile Bihar are also available to passed Inter and (C.T.) trained or M.A. or M.Sc. Teachers.	
		B.A. or B.Sc. and B.T.	250—20—450—EB —20—610—EB— —20—650—25— 750. (Promoted). (West Bengal). 200—20—220—20— 320—EB—20—670 —25—750 (Bihar)				
	Assistant Master	Head	M.A. or M.Sc. and B.T.				*200—5—250 (Direct recruit). (West Bengal).
			B.A. or B.Sc. and B.T.				*200—5—250 (Pro- moted) (West Bengal).

*Revision of scale is
under consideration.

Assistant Teacher	M.A. or M.Sc. and B.T.	†130—5—150—10—350 (West Bengal).	mum of Rs. 25 for pay upto Rs. 100; 25 per cent of pay with a maximum of Rs. 45 for pay between Rs. 101 and Rs. 200; 20 per cent of pay with a minimum of Rs. 45 and maximum of Rs. 60 for pay between Rs. 201 and Rs. 300 and 17 per cent of pay with a maximum of Rs. 100 for pay above Rs. 300.	†Starting pay Rs. 140 for M.A. 2nd Class. ‡Starting pay Rs. 110 for B.A. 2nd Class.
	B.A. or B.Sc. and B.T.	†100—5—215—10—225 (West Bengal).		
		150—10—230—EB—15—350.		
		100—5—130—EB—6—190 (Bihar).		
	Passed Inter and (C.T.) Trained.	70—3—85—EB—4—105—2—125 (Bihar).		
	Passed Matric and Trained.	60—2—80—EB—2—100. 50—2—70—EB—2—90 (Bihar).		
With Lower Qualifications.	50—2—70—EB—2—90 (for men). 60—2—80—EB—2—100 (for women). 45—2—55—EB—2—75 (Bihar).			

Local Board

The scales of pay are not uniform in erstwhile West Bengal.

Government	Physical Instructor	There are no schools under these managements in erstwhile Bihar.		
	Classical Teacher	Passed B.A. and Trained in Physical Education.	100—5—155—EB—5—215—10—225.	Bihar 40 per cent of pay with a minimum of Rs. 17.50 and maximum of Rs. 25 for pay upto Rs. 100; 25 per cent of pay with a maximum of Rs. 45 for pay between Rs. 101
	Head Pandit.	Sanskrit Title holder.	80—4—160—5—180—(EB after 12th Stage).	Bihar Rs. 5 for pay upto Rs. 250.
	Head Moulvi	Title in F.M. Examination.	80—4—148—EB—4—160—5—180.	

APPENDIX D

Scales of Pay of Teachers in High/Higher Secondary Schools—(contd.)

Management	Head Master/ Asstt. Teacher	Minimum Qualifications	Scales of Pay	Allowances		Remarks
				Dearness	Others	
1	2	3	4	5	6	7

Rs.

WEST BENGAL—(contd.)

Vernacular Teacher.	Passed Inter and Senior trained (in Girl's Schools only).	70-3-103-EB-3-118-4-150.	and Rs. 200; 20 per cent of pay with a minimum of Rs. 45 and maximum of Rs. 60 for pay between Rs. 201 and Rs. 300 and 17 per cent of pay with a maximum of Rs. 100 for pay above Rs. 300.	<i>Bihar</i> Rs. 5 for pay upto Rs. 250.
Drawing Master	Passed Matric and a certificate from Government college of Arts and Craft with proficiency in Drawing.	70-3-106-EB-3-118-4-150.		
Manual Instructor.	Passed Matric with sub Overseership certificate.	70-3-106-EB-3-118-4-150.		
Music Teacher	Passed Matric with proficiency in Music or with exceptional qualifications.	70-3-106-EB-3-118-4-150.		
Lecturer in Engineering.	Degree in Engineering preferably in Mechanical Branch	200-10-420-15-450.		

	Practical Training for one year and good power of expression in Bengali.	
Instructor . . .	B.Sc. degree with (Hons.) in Physics or a 2nd class M.Sc. in physics with practical experience for at least 2 years' in a technical or allied institution or a bachelors degree in Mechanical or Electrical Engineering.	200—5—250
Assistant Instructor	Good general education (B.Sc. preferred) with apprenticeship training and workshop experience for at least 2 years.	100—5—215—10— —225.
Laboratory Assistant	I.Sc. or good general education with training and experience in science or engineering laboratory for at least two years.	55—1—58—2—100
Maintenance Mistry	Training and workshop experience in maintenance of a small factory or technical institution for at least 2 years.	50—2—60—3—75

APPENDIX D

Scales of Pay of Teachers in High/Higher Secondary Schools—(contd.)

Management	Head Master/ Asstt. Teacher	Minimum Qualifications	Scales of Pay	Allowances		Remarks
				Dearness	Others	
1	2	3	4	5	6	7

Rs.

WEST BENGAL—(contd.)

Private Bodies	Head Master	M.A. (II) or B.A. (Hons.) and B.T. with 5 years' teaching experience.	200—10—370—15—400 Special pay Rs. 25 in High Schools. Special pay Rs. 50 in Higher Secondary Schools with one course. Special pay Rs. 75 in Higher Secondary Schools with two courses. Special Rs. 100 in Higher Secondary Schools with three courses.	100 5 215 10 225 plus Rs. 25 per month.	200—5—250 (in schools with an enrolment of more than 500).	175—5—225 (in schools with an	<i>West Bengal</i> Rs. 35 p.m.	<i>Bihar</i> Rs. 12 (Minimum).	<i>Assistant Head Master's Allowance West Bengal</i> Rs. 50 in A grade school. Rs. 35 in B grade school. Rs. 25 in C grade school.	The scales of pay and the qualifications for the Asstt. Headmaster in erstwhile West Bengal are the same as shown against Asstt. teacher. The scale of pay of Rs. 100—5/2—120—EB—10/2—150 in erstwhile West Bengal is also available to asstt. teachers with qualifications— (i) M.A. or M.Sc. (3rd class with B.A. (Hons.). (ii) B.A. or B.Sc. with 10 years' teaching experience on 31-12-51 (for existing approved teachers).
----------------	-------------	---	--	--	--	-------------------------------	-----------------------------------	-----------------------------------	---	--

Assistant Teacher

M.A. or B.A. (Hons.)
and B.T. or its
Equivalent Diploma

B.A. or B.Sc. and
B.T. or its Equiva-
lent Diploma.

M.A. or M.Sc. (1st
or 2nd Class).

B.A. or B.Sc.
Passed Inter and
Trained (C.T.).

Passed Matric and
Trained or Passed
Inter.

enrolment between
201 and 500),
150—5—200 in
schools with an
enrolment upto 200
(Bihar).

130—5—150—10—
350 (starting pay
Rs. 140 for M.A.
2nd Class) (West
Bengal).

100—5—215—10—
225 (B.A./B.Sc. with
distinction starting
pay Rs. 110).
(West Bengal).
75—4—95—EB—5
—120—3—150.
(Bihar).

130—5—150—10—
350.

*100—5—215—10—
225.

(i) 70—3—118—4—
150 (West Bengal).

(ii) 60—2—80—EB
—2—100 (Bihar).

70—5/2—100 (West
Bengal).

45—2—55—EB—2
—75. (Bihar).

The scale of pay of
Rs. 125—5/2—130—
10/2—150 in erst-
while West Bengal is
also available to
existing approved
teachers.

*(Starting Pay Rs.
110 for B.A./B.Sc.
distinction or B.T.).

APPENDIX D

Scales of Pay of Teachers in High/Higher Secondary Schools—(contd.)

Management	Head Master/ Asstt. Teacher	Minimum Qualifications	Scales of Pay	Allowances		Remarks
				Dearness	Others	
1	2	3	4	5	6	7

Rs.

WEST BENGAL—contd.

Classical Teacher	Passed Middle and Trained or Passed Matric.	40—1—50—EB—1—60. (Bihar).			
	Passed Matric and Kavyatirtha or Kavyatirtha with 5 years' teaching experience or Two Government service titles or Passed Final Madrasah or its equivalent.	70—3—118—4—150	Rs. 35.		
	Matric with vernacular middle training (Training period not less than 2 years).	70—5/2—100			

ANDAMAN & NICOBAR ISLANDS

Government	Head Master	B.A. or B.Sc. and B.T.	300 300 400	Rs. 45 for pay upto Rs. 50; Rs. 55 for pay between Rs. 51 and Rs. 100; Rs. 60 for pay between Rs. 101 and 150;	Special Pay—33 1/3 per cent of pay in South Andaman and 40 per cent of pay in North/Central Andaman to
	Assistant Teacher	B.A. or B.Sc. and Trained.	80—5—120—8—200—10—300 (Starting pay Rs. 120 for		

	trained teacher).
Passed Matric and Trained.	68-4-120-5-170
Passed Matric	60-3-80-EB-4 -125-5-130.
Passed Middle and Trained.	50-2-60-3-90
Passed Middle	35-1-40-2-60 .

Rs. 65 for pay between Rs. 151 and Rs. 200; Rs. 70 for pay between Rs. 201 and Rs. 300 and Rs. 75 for pay between Rs. 301 and Rs. 500.

mainland recruits and 10 per cent of pay subject to a minimum of Rs. 10 for persons recruited locally and transferred to North or Middle Andaman. Teachers recruited from mainland are entitled to the following concessions.

(i) Rent free unfurnished accommodation.

(ii) Free passage for self and family once a year and on appointment.

(iii) Concessions admissible under Central Services Rules 1944 (Medical Service Facilities).

D E L H I
HIGHER SECONDARY SCHOOLS

Government/ Local Boards/ Private Bodies	Teachers of English, Mathematics, History, Economics, Physics, Chemistry, Geography, Agriculture, Commerce and Biology.	M.A. or M.Sc. and B.T.	350-25-506-EB-30-590.	Rs. 40 for pay upto Rs. 50; Rs. 50 for pay between Rs. 51 and Rs. 100; Rs. 55 for pay between Rs. 101 and Rs. 150; Rs. 60 for pay between Rs. 151 and Rs. 200; Rs. 65 for pay between Rs. 201 and Rs. 300 and Rs. 70 for pay	House Rent Allowance
		B.A., M.Sc. and B.T. or passed M.A. with 3 years' college experience of Passed M.A. with 7 years' school experience. or Passed B.A. with 12 years' teaching experience/	200-10-250-15-325-EB-15-400		Rs. 7 for pay upto Rs. 54; Rs. 10 for pay between Rs. 55 and Rs. 100; Rs. 15 for pay between Rs. 101 and Rs. 250 and 10 per cent of pay for pay above Rs. 250.

APPENDIX D

Scales of Pay of Teachers in High/Higher Secondary Schools—(contd.)

Management	Head Master/ Asstt. Teacher	Minimum Qualifications	Scales of Pay	Allowances		Remarks
				Dearness	Others	
1	2	3	4	5	6	7

Rs.

DELHI—(contd.)

		B.A. (Hons.) with 8 years' experience if exempted by the Board of Higher Secondary Education.		between Rs. 301 and Rs. 500. Rs. 5 as special pay D.A. for pay upto Rs. 250.	<i>City Allowance</i> Rs. 3 for pay upto Rs. 54; Rs. 5 for pay between Rs. 55 and Rs. 100; Rs. 7 for pay between Rs. 101 and Rs. 140 and Rs. 10 for pay between Rs. 141 and Rs. 250.	
		HIGH SCHOOLS				
	Head Master Assistant Teacher	B.A. or B.Sc. and B.T. B.A. or B.Sc. and B.T. or B.A. or B.Sc. with 5 years' teaching experience or B.A. or B.Sc. and C.T. trained from Ajmer before 1935.	250—10—300—20— 400—20—500. 120—8—200—ER— —10—300.			

Language Teacher
(other than English).

B.A. or B.Sc.	80-5-120-8-200 -10/2-220.
Passed Inter and Trained (S.A.V.) or (J.A.V.):	Ditto
Passed Matric and Trained.	68-4-120-5-170
With Lower Qualifications.	68-4-120-5-170
Graduate with Shastri or Graduate with language concerned as an optional subject or for Teachers in continuous Service in Delhi/Ajmer since 31-3-50.	120-8-200-EB-10-330.
Shastri or its equivalent with Inter (full) or 15 years' teaching experience.	
Classical Language Teachers.—	
Shastri with B.A. (English) or trained or with 5 years' teaching experience.	
Shastri with matric (full) or Inter English) or O.T. and Matric (English)	100-5-150-8-190-EB-10-300.

APPENDIX D

Scales of Pay of Teachers in High/Higher Secondary Schools—(contd.)

Management	Head Master/ Asstt. Teacher	Minimum Qualifications	Scales of Pay	Allowances		Remarks
				Dearnes	Others	
1	2	3	4	5	6	7

Rs.
DELHI—(contd.)

Drawing Teacher	Shastri in the language concerned with B.A. (English).	100—5—150—8— 190—EB—10—300
	Degree with language concerned as optional subject.	80—5—120—EB—8 —200—10/2—220.
	Shastri or equivalent.	80—5—120—EB—8 —200—10/2—220.
	With Lower qualification.	68—4—120—EB—5 —170.
	Passed Matric with 3 years' training or 3 years' diploma from Delhi Polytechnic with a refresher course in scale drawing and geometry or Intermediate. National Diploma Course in	100—5—150—EB— 8—200—10—250.

		Fine Arts from Delhi Polytechnic or 4 year's Art Master's Course from Government school of Art Simla or Passed matric with 15 years' service.	
		Passed Matric with 2 years' regular training.	80—5—120—EB—8 —200—10/2—220.
P.T.I.		B.A. with diploma in P.T.	120—8—200—EB—10—300.
		Inter with Certificate in P.T.	100—5—150—EB—8—190—10—250.
		Matric with certificate in P.T.	80—5—120—EB—8 —200—10/2—220.
		Any Certificate in P.T.	68—4—120—EB—5—170.
Music Teachers		Degree in Music (4 years' course).	120—8—200—EB—10—300.
		Diploma in Music with 5 years' course in Music.	120—8—200—EB—10—300.
		With Lower Qualifications.	68—4—120—EB—5—170.

MANIPUR

Government	Head Master	Trained Graduate with 5 years' teaching experience. B.A. with 10 years' experience (for existing employees only).	(i) 175—15—250—20—350—EB—25—400. (ii) 200—20—300—25—400—EB—25—500.	20 per cent of pay for pay upto Rs. 60; 15 per cent of pay for pay between Rs. 61 and Rs. 100, and 17½ per cent of pay for pay above Rs. 100.	Headmaster's Allowance Promoted assistant teachers get at least an increase of Rs. 100 over their pay as assistant teachers.	One increment would be admissible to persons holding degrees of B.T., M'Sc., M.A. or B.A. (Hons./with distinction).
------------	-------------	---	---	---	---	---

APPENDIX D

Scales of Pay of Teachers in High/Higher Secondary Schools—(contd.)

Management	Head Master/ Asstt. Teacher	Minimum Qualifications	Scales of Pay	Allowances		Remarks
				Dearness	Others	
1	2	3	4	5	6	7

Rs.

MANIPUR—(contd.)

Assistant Headmaster.	Trained Graduate or Graduate with 5 years' experience.	(i) 125—74—155—9—245—EB—10—275 (Grade I).	<i>Additional allowance</i>	<i>Assistant Headmasters' Allowance</i>
		(ii) 100—10—130—EB—6—190—EB—10—250 (Grade II).		
Assistant Teacher	B.A. or B.Sc.	100—10—130—EB—6—190—EB—10—250.	Rs. 6 for pay upto Rs. 100.	Rs. 50.
	Passed Matric and Normal trained.	75—21—100—EB—4—120.		
	Passed Inter	75—3—105—EB—4—125.		
	Matriculates	(i) 55—2—75—EB—3—90. (ii) 60—4—80—EB—4—100—5—115.		

Local Boards/ Private Bodies	Music/Carpentry/ Weaving Instructor.	Passed Matric with Technical Quali- fication in the subject.	100—10—130—EB —6—190—EB—10 —350.	
		There are no schools	under these managements.	
	Headmaster/Assis- tant Teacher.	B.A. or B.Sc.	Pay ranges from 100 to 200.	Rs. 15 to 60
		Passed Inter	Pay ranges from 60 to 100.	Rs. 15 to 25
Passed Matric		Pay ranges from 40 to 60.	Rs. 15 to 20	

HIMACHAL PRADESH

Government	Head Master	B.A. or B.Sc. and Trained.	250—25—550—25— 750 (Selection Grade).	Rs. 30 for pay upto Rs. 50; Rs. 50 for pay between Rs. 51 and Rs. 150; Rs. 45 for pay between Rs. 151 and Rs. 200; Rs. 50 for pay bet- ween Rs. 201 and Rs. 250; Rs. 55 for pay between Rs. 251 and Rs. 300 and Rs. 60 for pay bet- ween Rs. 301 and Rs. 500.
			250—10—270—EB —10—350. (Selection Grade).	
			150—10—190—EB —10—220.	
Assistant Teacher	B.A. or B.Sc. and Trained.	110—8—190—10— —250.		
		Passed Matric and Trained (J.S.T.C.) (Women only).	80—5—110—8—190 —10—250.	Special D.A. Rs. 5 for pay upto Rs. 250.
	Art-cum-music/ Craft Teacher.	Passed Matric with diploma in the subject concerned.	80—5—150.	

APPENDIX D

Scales of Pay of Teachers in High/Higher Secondary Schools—(contd.)

Management	Head Master/ Asstt. Teacher	Minimum Qualifications	Scales of Pay	Allowances		Remarks
				Dearness	Others	
1	2	3	4	5	6	7

Rs.

HIMACHAL PRADESH—(contd.)

Language Teacher	Shastri/Prabhakar	140—10—220 (Selection Grade). 105—7—140 70—3—100/4—120			
Drawing Teacher	Passed Matric with diploma in the sub- ject.	140—10—220 (Selection Grade). 105—7—140 50—3—80/4—100 (Starting pay Rs. 65).			
Assistant Teachers	Passed Matric and S.V. Trained.	140—10—220 (Selection Grade). 105—7—140 50—3—80/4—100			
	Passed Middle and J V. or Junior Basic Teacher.	47½—2—67½/3—97½ 4—117½ (Starting pay Rs. 57)			

Local Boards

There are no schools under these managements

Private Bodies	Head Master	B.A. or B.Sc. and Trained.	150—10—250—EB— —15—350.	As in Government Schools.	
	Assistant Teacher	B.A. or B.Sc. and Trained.	110—8—190—EB— —10—250.		
TRIPURA					
Government	Head Master	B.A. or B.Sc. and B.T.	200—10—420—15— —450.	Rs. 30 for pay upto Rs. 50; Rs. 40 for pay between Rs. 51 and Rs. 100; Rs. 45 for pay between Rs. 101 and Rs. 150; Rs. 50 for pay between Rs. 151 and Rs. 200; Rs. 55 for pay between Rs. 201 and Rs. 250; Rs. 60 for pay between Rs. 251 and Rs. 300; Rs. 65 for pay between Rs. 301 and Rs. 350 and Rs. 70 for pay between Rs. 351 and Rs. 400; and Rs. 75 for pay between Rs. 401 and Rs. 450.	<i>Compensatory Allowance</i>
	Assistant Head-master.	B.A. or B.Sc. and B.T. or B.A. or B.Sc. with 5 years' approved teaching experience.	100—5—160—EB— 5—215—10—225.		Rs. 5 upto Rs. 34; Rs. 7.50 for pay between Rs. 35 and Rs. 60; Rs. 10 for pay between Rs. 61 and Rs. 80; Rs. 12.50 for pay between Rs. 81 and Rs. 140; Rs. 15 for pay between Rs. 141 and Rs. 200; Rs. 17.50 for pay between Rs. 201 and Rs. 300 and Rs. 20 for pay above Rs. 300.
	Assistant Teacher	B.A. or B.Sc. and Trained or B.A. or B.Sc. with 5 years' approved teaching experience.	100—5—160—EB— 5—215—10—225.		<i>Cash allowance</i> Rs. 5 for pay upto Rs. 100.
		Passed Inter or Passed Matric and Trained.	55—3—91—EB— 118—4—130. (Starting salary Rs. 70)*.		
		Passed Matric or Passed Middle and Trained*.	55—3—91—EB— 118—4—130*.		
	Language Teacher	B.A. with language concerned as an optional subject and B.T. or with five years' approved experience.	100—5—160—EB— 5—215—10—225.		

*For existing employees only.

APPENDIX D

Scales of Pay of Teachers in High/Higher Secondary Schools—(contd.)

Management	Head Master/ Asstt. Teacher	Minimum Qualifications	Scales of Pay	Allowances		Remarks
				Dearness	Others	
1	2	3	4	5	6	7

Rs.

TRIPURA—(contd.)

Drawing Teacher	B.A. with drawing as an optional subject and B.T. or with five years' approved teaching experience.	100—5—160—EB— 5—215—10—225.	
Physical Education Instructor.	Passed Matric with diploma in Physical Training.	55—3—91—EB—3 —118—4—130 (Starting salary Rs. 70).	

N. E. F. A.

Government	Head Master	B.A./B.Sc. and B.T. with 5 years' teaching experience.	200—20—300—25— 400—EB—25—500 (Starting pay Rs. 350 for promoted Headmasters).	17½ per cent of pay	33½ per cent of basic pay subject to a minimum of Rs. 125 when posted in the interior.	The case for revision of this pay scale to Rs. 250/25—550—25—750 is being taken up with the Government of India, Ministry of External Affairs.
------------	-------------	--	--	---------------------	--	--

Assistant Teacher .	M.A. (Ind Class) and B.T.	220—450	17½ per cent of pay	33½ per cent of basic pay subject to a Minimum of Rs. 50 when posted in the interior and Rs. 13.50 p.m. in lieu of ration.	This is Assam scale to be introduced in Higher Secondary School when opened.
	B.A./B.Sc. and B.T.	150—10—230—EB— —15—350. (Selection Grade).			
		125—7½—155—8— —245—EB—10— 275 (Starting pay Rs. 140 for B.A. (Hons.) or with distinction).			
Handicraft Teacher	Passed Middle and trained in the craft concerned.	100—10—130—6— —190—EB—10— 250.			
Cane/Carpentry Instructor.	Trained in cane/carpentry work.	75—4—115—EB—4 —135—5—150.			
Proof Reader	Passed Matric with experience.	75—5—100—EB—5 —150—EB—5— 175.			
Dialect Language Teacher.	Passed Matric	75—6—105—EB—7 140—EB—7—175.			
Local Boards/ Private Bodies	There are no such schools under these managements				

APPENDIX D


Scales of Pay of Teachers in High/Higher Secondary Schools—(concl.)

Management	Head Master/ Asstt. Teacher	Minimum Qualifications	Scales of Pay	Allowances		Remarks
				Dearness	Others	
1	2	3	4	5	6	7

Rs.

PONDICHERY

Government	Headmaster	Baccalaureat (B.A.)	Staff recruited before 1-11-54 180—44/3/356—60/ 3—536 (French Schools).	<i>Headmaster's Allowance</i> Rs. 30 in French Schools Rs. 13-33 if the number of teachers goes over 10 and Rs 6-66 if the number of teachers is between 5 and 10 and Rs. 3-33 if the number of teachers is below 5 in English and Tamil Schools.	Rs. 10 is given as diploma allowance to holders of Vidwan Diploma. Rs. 15 is given as diploma allowance to holders of M.A. degree in English Schools only.
		B.A., C.A.P., or B.T.	148—32/3—276—36 —EB—3—348—38 —EB—3—386) (English Schools).		
		Baccalaureat C.A.P. (2 years' Training).	180—44—EB—3— —356—60—EB—3 —536 (Tamil Schools).		
	Assistant Teacher	Baccalaureat (B.A.)	180—44—3—356— —60—EB—3—536 (French Schools).	<i>Family Allowance</i> Rs. 10 per child	



Private Schools

Sewing Teacher

Drawing Teacher

Musical Teacher

B.A., C.A.P. or B.T. 148-32-EB-3-
-276-36-EB-3
348-38-EB-3-
386). (English
Schools).

Brevet Elementaire C.A.P. (2 years Training). 102-20-EB-3-
-182-32-EB-3
-278 (Tamil
Schools).

Brevet d' enseignement primaire superieur de langue indienne. 96-18-EB-3-
-168-26-EB-
246 (Tamil Schools)

Good knowledge in Craft. 64-6/3-82-10/3
-122.

Higher grade in free Land outline and model drawing. 102-20/3-182/-32/
3-278.

Sangita Buchanam 96-18/3-168-26/3
-246.

Staff Recruited after 1-11-1954

Scales are the same as in Madras

There are no such schools in this State

Scales of pay are not uniform



NIEPA - DC