

राजस्थान सरकार

राजस्थान

में

शिक्षा की प्रगति

2013-2014

निदेशालय

माध्यमिक शिक्षा, राजस्थान,
बीकानेर

::प्राक्कथन::


राजस्थान में माध्यमिक विद्यालय स्तर की शिक्षा में वर्ष 2013-2014 में हुई प्रगति की संख्यात्मक जानकारी को प्रदर्शित करने के उद्देश्य से यह प्रकाशन पूर्व की भांति प्रकाशित किया जा रहा है। प्रकाशन में सम्मिलित शिक्षा समंक भारत सरकार द्वारा निर्धारित प्रत्येक वर्ष की 30 सितम्बर तिथि को आधार मानकर एकत्रित किये जाते हैं। प्रस्तुत प्रकाशन तीन खण्डों में विभक्त है। प्रथम खण्ड में जनसंख्या, विभिन्न आयुवर्गों में बालकों की जन संख्या, साक्षरता में अभिवृद्धि, विद्यालयों की संख्या तथा उनमें नामांकन एवं विद्यालयों में छात्रों के ठहराव के आंकड़ों को विभिन्न काल श्रेणियों में दर्शाया गया है, जिससे इन आंकड़ों की समसामयिक तुलना की जानी सहज संभव हो सकी है। समकों को प्रथम दृष्टिया बोधगम्य बनाने के लिए काल श्रेणी के समकों को चार्टस के माध्यम से दर्शाया गया है।

प्रकाशन के द्वितीय खण्ड में वर्ष 2013-2014 में प्रबन्ध अनुसार, ग्रामीण क्षेत्र अनुसार एवं, जनजाति क्षेत्र में विद्यालय, नामांकन एवं अध्यापकों के राज्य स्तरीय समकों को दर्शाया गया है। साथ ही अनुसूचित जाति एवं जनजाति के अध्यापकों, कुल कक्षावार नामांकन अनुसूचित जाति एवं जनजाति के कक्षावार नामांकन का समावेश किया गया है। इसके अतिरिक्त अन्य पिछड़ा वर्ग के नामांकन को भी सम्मिलित करके योजना निर्माण के आधारभूत आंकड़ों को सहज सुलभ करवाने का प्रयास किया गया है।

प्रकाशन के तृतीय खण्ड में जिला स्तरीय शिक्षा समकों को सम्मिलित कर प्रकाशन को वृहत जानकारी युक्त बनाने का प्रयास किया गया है। इस खण्ड में जिलानुसार एवं प्रबन्धानुसार विद्यालय, नामांकन, कक्षावार नामांकन एवं अध्यापकों की संख्या को दिखाया गया है। इसी प्रकार जिले वार अनुसूचित जाति एवं जनजाति के नामांकन तथा जिलेवार ग्रामीण क्षेत्रों में विद्यालय, नामांकन एवं अध्यापक संख्या का समावेश किया गया है। जिला स्तरीय योजना एवं कार्यक्रमों के लिए वांछित सांख्यिकीय सूचनाओं को एक ही स्थान पर उपलब्ध करवाने का पूर्ण प्रयत्न किया गया है।

मुझे विश्वास है कि प्रस्तुत प्रकाशन माध्यमिक विद्यालय स्तर की शिक्षा की प्रगति का दिग्दर्शन करवाने एवं विभिन्न काल श्रेणियों में विद्यालयी शिक्षा के क्षेत्रों में की गई प्रगति का तुलनात्मक अध्ययन करने में शिक्षाविदों, योजना निर्माणकर्ताओं एवं शिक्षा की प्रगति में रुचि रखने वाले प्रत्येक व्यक्ति के लिए उपयोगी सिद्ध होगा। आपके उपयोगी सुझावों से प्रकाशन को और अधिक लाभकारी बनाया जा सकता है, अतएव आपके बहुमूल्य सुझाव अपेक्षित हैं।

बीकानेर
दिनांक: 17-06-2014


(आंकार सिंह)
निदेशक
माध्यमिक शिक्षा, राजस्थान
बीकानेर

प्रकाशन से सम्बद्ध अधिकारी एवं कर्मचारी

सांख्यिकी – अनुभाग

- | | | |
|----|---------------------------|-------------------------|
| 1. | श्री विष्णु प्रसाद पानेरी | उप-निदेशक (सांख्यिकी) |
| 2. | श्री एस.पी.शुक्ला | सांख्यिकी अधिकारी |
| 3. | श्री सुरेश शर्मा | सहायक सांख्यिकी अधिकारी |
| 4. | श्री गुलशन कुमार | संगणक |
| 5. | श्री के.एल.किराडू | सहायक कर्मचारी |

कम्प्यूटर अनुभाग

- | | | |
|----|--------------------------|----------------------------------|
| 1. | श्री अरिन्दम मुखर्जी | सिस्टम एनालिस्ट (संयुक्त निदेशक) |
| 2. | श्री विक्रम स्वरूप जाखड़ | सूचना सहायक |
| 3. | श्रीमती कविता गहलोत | सूचना सहायक |
| 4. | श्री कयूमदीन | सहायक कर्मचारी |

CONTENTS

PART-I

SELECTED STATISTICAL TABLES AND TIME SERIES DATA ON EDUCATION

S. NO.	PARTICULARS	PAGE NO.
1	ADMINISTRATIVE STRUCTURE	1
2	CENSUS 2011 INDIA & RAJASTHAN	2-22
3	GRWTH OF POPULATION IN RAJASTHAN (1911-2011)	23
4	GROWTH OF LITERACY IN RAJASTHAN (1901-2011)	24
5	EDUCATIONAL INSTITUTION IN RAJASTHAN (2000-2012-13)	25
6	ENROLMENT OF SEC/SR.SECONDARY STAGE (2012-2013)	26
7	ENROLMENT OF SC/ ST STUDENTS AT SEC./ SR. SECONDARY STAGE (2012-13)	27-28
8	RETENTION RATE AT SECONDARY STAGE (2012-13)	29
9	DROP-OUT RATE CLASS 9 TO 12	30
10	NUMBER OF TEACHERS (1980-81 TO 2012-13) & TEACHERS PUPIL RATIO	31
11	STAGewise GROSS ENROLMENT RA RATIO 1950-51 TO 2012-13	32
12	DROP-OUT RATE CLASS 9 TO 12 (SC/ST/OBC)	33
13	GENDER PARITY INDEX	34

CONTENTS

PART-II

STATE TABLE (2013-2014)

S. NO.	PARTICULARS	PAGE NO.
14	MANAGEMENT WISE SCHOOLS	35
15	MANAGEMENT WISE ENROLMENT	36
16	MANAGEMENT WISE SC ENROLMENT	37
17	MANAGEMENT WISE ST ENROLMENT	38
18	MANAGEMENT WISE OBC ENROLMENT	39
19	CLASS WISE & MANAGEMENT WISE ENROLMENT	40
20	CLASS WISE & MANAGEMENT WISE SC ENROLMENT	41
21	CLASS WISE & MANAGEMENT WISE ST ENROLMENT	42
22	CLASS WISE OBC ENROLMENT	43
23	FACULTY WISE ENROLMENT	44
24	TRAINED & UNTRAINED MANAGEMENT WISE TEACHERS	45-A
25	POST WISE & MANAGEMENT WISE TEACHERS IN SECONDARY SCHOOLS	45-B
26	POST WISE & MANAGEMENT WISE TEACHERS IN SENIOR SECONDARY SCHOOLS	45-C
27	TRAINED & UNTRAINED SC TEACHERS BY MANAGEMENT	46
28	TRAINED- UNTRAINED ST TEACHER BY MANAGEMENT	47
29	TRAINED- UNTRAINED OBC TEACHER BY MANAGEMENT	48
30	MANAGEMENT WISE SCHOOLS IN RURAL AREA	49
31	MANAGEMENT WISE ENROLMENT IN RURAL AREA	50
32	MANAGEMENT WISE SC ENROLMENT IN RURAL AREA	51
33	MANAGEMENT WISE ST ENROLMENT IN RURAL AREA	52
34	MANAGEMENT WISE OBC ENROLMENT IN RURAL AREA	53
35	CLASS WISE ENROLMENT IN RURAL AREA	54
36	CLASS WISE SC ENROLMENT IN RURAL AREA	55
37	CLASS WISE ST ENROLMENT IN RURAL AREA	56
38	CLASS WISE OBC ENROLMENT IN RURAL AREA	57
39	TRAINED & UNTRAINED TEACHERS IN RURAL AREA	58
40	TRAINED & UNTRAINED SC TEACHERS IN RURAL AREA	59
41	TRAINED & UNTRAINED ST TEACHERS IN RURAL AREA	60
42	TRAINED & UNTRAINED OBC TEACHERS IN RURAL AREA	61
43	MANAGEMENT WISE SCHOOLS, ENROLMENT & TEACHERS IN TRIBAL AREA	62
44	CLASS WISE ENROLMENT IN TRIBAL AREA	63

CONTENTS
PART-III
DISTRICT TABLES (2013-2014)

S.NO.	PARTICULARS	PAGE NO.
45	MANAGEMENT WISE SECONDARY SCHOOLS	64
46	MANAGEMENT WISE SR.SEC. SCHOOLS	65
47	MANAGEMENT WISE SEC./SR.SEC. SCHOOLS (CONSOLIDATED)	66
48	MANAGEMENT WISE ENROLMENT IN SEC. SCHOOLS	67
49	MANAGEMENT WISE ENROLMENT IN SR. SEC. SCHOOLS	68
50	MANAGEMENT WISE ENROLMENT IN SEC./ SR.SEC. SCHOOLS (CONSOLIDATED)	69
51	MANAGEMENT WISE SC ENRLMENT (SEC.)	70
52	MANAGEMENT WISE SC ENRLMENT (SR.SEC.)	71
53	MANAGEMENT WISE SC ENRLMENT (CONSOLIDATED)	72
54	MANAGEMENT WISE ST ENRLMENT (SEC.)	73
55	MANAGEMENT WISE ST ENRLMENT (SR.SEC.)	74
56	MANAGEMENT WISE ST ENRLMENT (CONSOLIDATED)	75
57	MANAGEMENT WISE OBC ENROLMENT	76-78
58	CLASS WISE ENROLMENT	79-84
59	CLASS WISE SC ENROLMENT	85-90
60	CLASS WISE ST ENROLMENT	81-96
61	CLASS WISE OBC ENROLMENT	97-98
62	MANAGEMENT WISE TEACHERS IN SEC. SCHOOLS	99
63	MANAGEMENT WISE TEACHER IN SR.SEC.SCHOOLS	100
64	MANAGEMENT WISE TEACHER IN SEC./SR.SEC SCHOOLS (CONSOLIDATED)	101
65	MANAGEMENT WISE SC TEACHERS	102-104
66	MANAGEMENT WISE ST TEACHERS	105-107
67	MANAGEMENT WISE SCHOOLS IN RURAL AREA	108-110
68	MANAGEMENT WISE ENROLMENT IN RURAL AREA	111-113
69	MANAGEMENT WISE SC ENROLMENT IN RURAL AREA	114-116
70	MANAGEMENT WISE ST ENROLMENT IN RURAL AREA	117-119
71	MANAGEMENT WISE OBC ENROLMENT IN RURAL AREA	120-122
72	CLASS WISE ENROLMENT IN RURAL AREA	123-128
73	CLASS WISE SC ENROLMENT IN RURAL AREA	129-134
74	CLASS WISE ST ENROLMENT IN RURAL AREA	135-140
75	CLASS WISE OBC ENROLMENT IN RURAL AREA	141-142
76	MANAGEMENT WISE TEACHERS IN RURAL AREA	143-145
77	MANAGEMENT WISE SC TEACHERS IN RURAL AREA	146-148
78	MANAGEMENT WISE ST TEACHERS IN RURAL AREA	149-151
79	RBSE RESULT 2014 SEC. & SR. SEC. CLASSES	152-155
80	DISTRICT WISE RBSE RESULT 2014 SEC. & SR. SEC. CLASSES	156-159

PART-I

SELECTED STATISTICAL TABLE

AND

TIME SERIES DATA ON
EDUCATION

ADMINISTRATIVE STRUCTURE

S. NO	ITEM	YEARS	UNIT	DETAIL
1	LOK SABHA	2014	NUMBER	25
2	RAJYA SABHA	2014	NUMBER	10
3	VIDHAN SABHA	2014	NUMBER	200
4	DIVISIONS	2014	NUMBER	07
5	DISTRICT	2014	NUMBER	33
6	SUB DIVISION	2014	NUMBER	244
7	JILA PARISADS	2014	NUMBER	33
8	MUNICIPALTIES	2014	NUMBER	184
9	TEHSIL	2014	NUMBER	244
10	PANCHAYAT SAMITIES	2014	NUMBER	249
11	VILLAG PANCHAYATS	2014	NUMBER	9177
12	TOTAL VILLAGES	2014	NUMBER	44672
13	TOWNS	2014	NUMBER	297

CENSUS OF INDIA 2011
PROVISIONAL POPULATION TOTALS-RAJASTHAN-DATA SHEET

Directorate of Census Operations Rajasthan

District Code	State/ District	Total Population	Males	Females	Percentage Decadal Growth 2001-2011	Sex Ratio	Density (persons per sq. km.)	Child Population (0-6 Years)	Child Sex Ratio (0-6 Years)	Literacy rate Persons	Literacy rate Males	Literacy rate Females
08	Rajasthan	68621012	35620086	33000926	21.44	926	201	10504916	883	67.06	80.51	52.66
01	Ganganagar	1969520	1043730	925790	10.06	887	179	252376	854	70.25	79.33	60.07
02	Hanumangarh	1779650	933660	845990	17.24	906	184	232933	869	68.37	78.82	56.91
03	Bikaner	2367745	1243916	1123829	24.48	903	78	394396	902	65.92	76.90	53.77
04	Churu	2041172	1053375	987797	20.35	938	148	313852	896	67.46	79.95	54.25
05	Jhunjhunun	2139658	1097390	1042268	11.81	950	361	285395	831	74.72	87.88	61.15
06	Alwar	3671999	1938929	1733070	22.75	894	438	580388	861	71.68	85.08	56.78
07	Bharatpur	2549121	1357896	1191225	21.39	877	503	430833	863	71.16	85.70	54.63
08	Dhaulpur	1207293	654344	552949	22.78	845	398	215567	854	70.14	82.53	55.45
09	Karauli	1458459	784943	673516	20.94	858	264	239449	844	67.34	82.96	49.18
10	Sawai Madhopur	1338114	706558	631556	19.79	894	297	198777	865	66.19	82.72	47.80
11	Dausa	1637226	859821	777405	23.75	904	476	256802	859	69.17	84.54	52.33
12	Jaipur	6663971	3490787	3173184	26.91	909	598	914327	859	76.44	87.27	64.63
13	Sikar	2677737	1377120	1300617	17.04	944	346	375752	841	72.98	86.66	58.76
14	Nagaur	3309234	1698760	1610474	19.25	948	187	498585	888	64.08	78.90	48.63
15	Jodhpur	3685681	1924326	1761355	27.69	915	161	592959	890	67.09	80.46	52.57
16	Jaisalmer	672008	363346	308662	32.22	849	17	130400	868	58.04	73.09	40.23
17	Barmer	2604453	1370494	1233959	32.55	900	92	499328	899	57.49	72.32	41.03
18	Jalor	1830151	937918	892233	26.31	951	172	313808	891	55.58	71.83	38.73
19	Sirohi	1037185	535115	502070	21.86	938	202	171699	890	56.02	71.09	40.12
20	Pali	2038533	1025895	1012638	11.99	987	165	293002	895	63.23	78.16	48.35
21	Ajmer	2584913	1325911	1259002	18.66	950	305	374745	893	70.46	83.93	56.42
22	Tonk	1421711	729390	692321	17.33	949	198	200963	882	62.46	78.27	46.01
23	Bundi	1113725	579385	534340	15.70	922	193	158088	886	62.31	76.52	47.00
24	Bhilwara	2410459	1224483	1185976	19.27	969	230	356230	916	62.71	77.16	47.93
25	Rajsamand	1158283	582670	575613	17.89	988	302	173944	891	63.93	79.52	48.44
26	Dungarpur	1388906	698069	690837	25.39	990	368	239608	916	60.78	74.66	46.98
27	Banswara	1798194	908755	889439	26.58	979	399	321288	925	57.20	70.80	43.47
28	Chittaurgarh	1544392	784054	760338	16.09	970	193	209376	903	62.51	77.74	46.98
29	Kota	1950491	1023153	927338	24.34	906	374	248585	889	77.48	87.63	66.32
30	Baran	1223921	635495	588426	19.82	926	175	179496	902	67.38	81.23	52.48
31	Jhalawar	1411327	725667	685660	19.57	945	227	204140	905	62.13	76.47	47.06
32	Udaipur	3067549	1566781	1500768	23.63	958	242	499072	920	62.74	75.91	49.10
33	Pratapgarh*	868231	437950	430281	22.84	982	211	148753	926	56.30	70.13	42.40

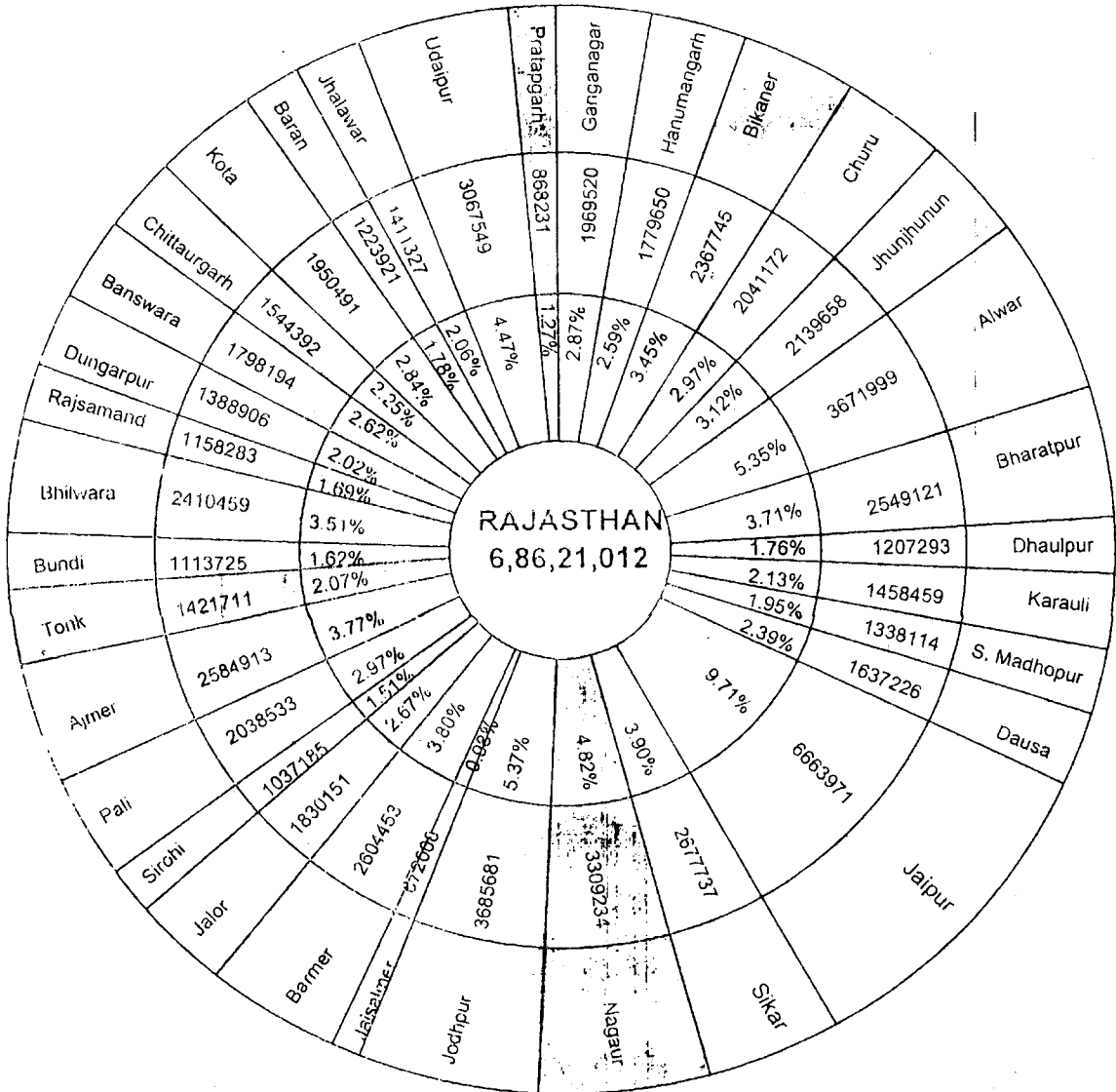
*For calculation of sex ratio others are included in males

(4)

PROVISIONAL POPULATION - RAJASTHAN -2011(Districts)

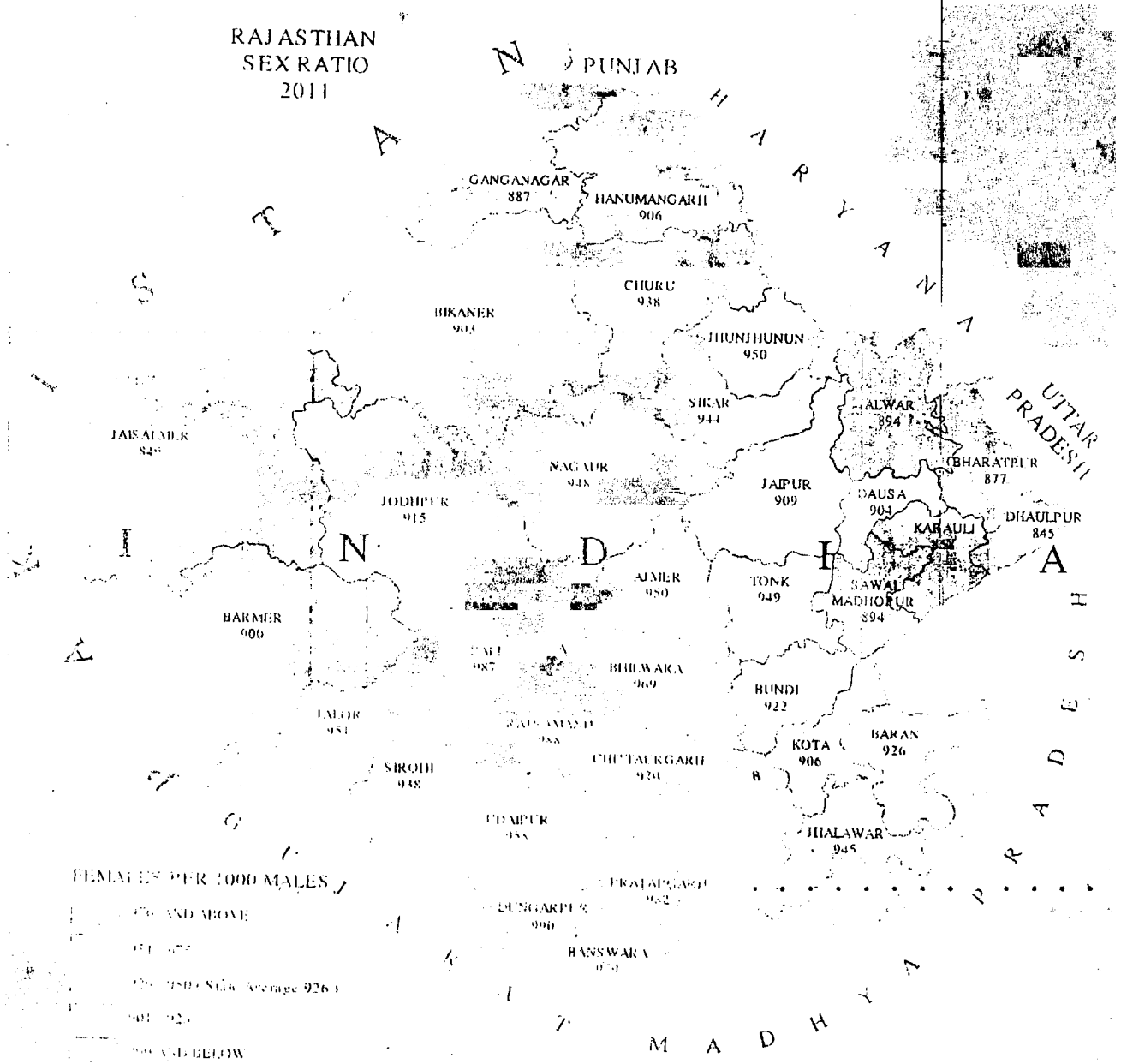
Directorate of Census Operations Rajasthan

Jaipur



Directorate of Census Operations rajasthan
Jaipur

RAJASTHAN
SEX RATIO
2011



FEMALES PER 1000 MALES

- 976 AND ABOVE
- 971-975
- 966-970 (State Average 926)
- 961-965
- 956-960
- 951-955
- 946-950
- 941-945
- 936-940
- 931-935
- 926-930
- 921-925
- 916-920
- 911-915
- 906-910
- 901-905
- 896-900
- 891-895
- 886-890
- 881-885
- 876-880
- 871-875
- 866-870
- 861-865
- 856-860
- 851-855
- 846-850
- 841-845
- 836-840
- 831-835
- 826-830
- 821-825
- 816-820
- 811-815
- 806-810
- 801-805
- 796-800
- 791-795
- 786-790
- 781-785
- 776-780
- 771-775
- 766-770
- 761-765
- 756-760
- 751-755
- 746-750
- 741-745
- 736-740
- 731-735
- 726-730
- 721-725
- 716-720
- 711-715
- 706-710
- 701-705
- 696-700
- 691-695
- 686-690
- 681-685
- 676-680
- 671-675
- 666-670
- 661-665
- 656-660
- 651-655
- 646-650
- 641-645
- 636-640
- 631-635
- 626-630
- 621-625
- 616-620
- 611-615
- 606-610
- 601-605
- 596-600
- 591-595
- 586-590
- 581-585
- 576-580
- 571-575
- 566-570
- 561-565
- 556-560
- 551-555
- 546-550
- 541-545
- 536-540
- 531-535
- 526-530
- 521-525
- 516-520
- 511-515
- 506-510
- 501-505
- 496-500
- 491-495
- 486-490
- 481-485
- 476-480
- 471-475
- 466-470
- 461-465
- 456-460
- 451-455
- 446-450
- 441-445
- 436-440
- 431-435
- 426-430
- 421-425
- 416-420
- 411-415
- 406-410
- 401-405
- 396-400
- 391-395
- 386-390
- 381-385
- 376-380
- 371-375
- 366-370
- 361-365
- 356-360
- 351-355
- 346-350
- 341-345
- 336-340
- 331-335
- 326-330
- 321-325
- 316-320
- 311-315
- 306-310
- 301-305
- 296-300
- 291-295
- 286-290
- 281-285
- 276-280
- 271-275
- 266-270
- 261-265
- 256-260
- 251-255
- 246-250
- 241-245
- 236-240
- 231-235
- 226-230
- 221-225
- 216-220
- 211-215
- 206-210
- 201-205
- 196-200
- 191-195
- 186-190
- 181-185
- 176-180
- 171-175
- 166-170
- 161-165
- 156-160
- 151-155
- 146-150
- 141-145
- 136-140
- 131-135
- 126-130
- 121-125
- 116-120
- 111-115
- 106-110
- 101-105
- 96-100
- 91-95
- 86-90
- 81-85
- 76-80
- 71-75
- 66-70
- 61-65
- 56-60
- 51-55
- 46-50
- 41-45
- 36-40
- 31-35
- 26-30
- 21-25
- 16-20
- 11-15
- 6-10
- 1-5

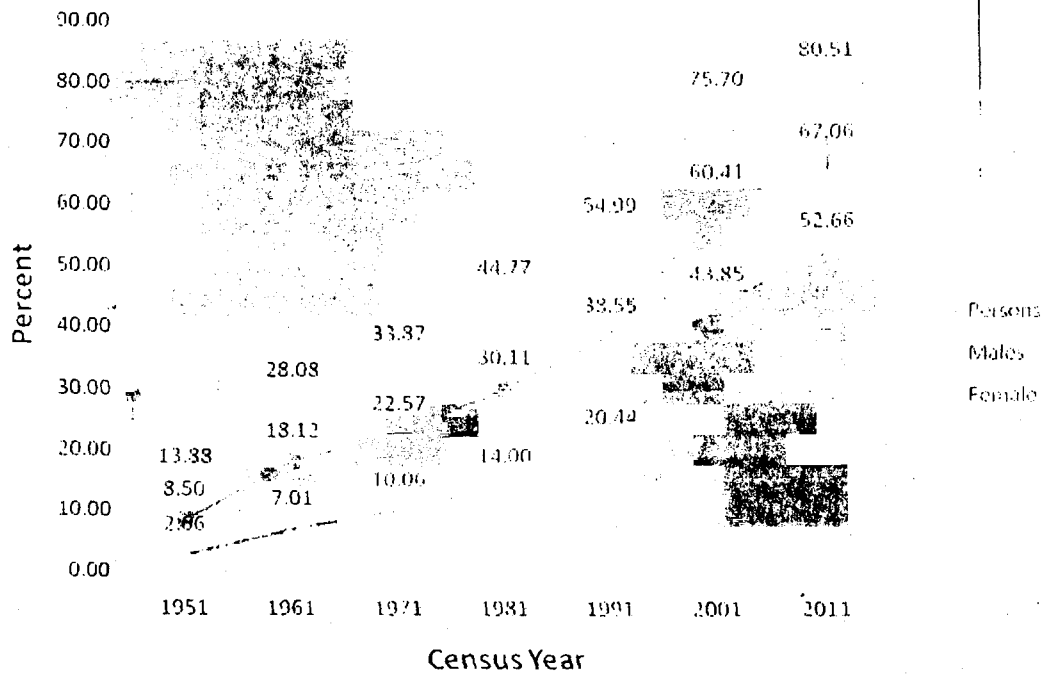
A BELONGS TO DISTRICT AJMER.
B BELONGS TO DISTRICT CHITTAURGARH

(6)

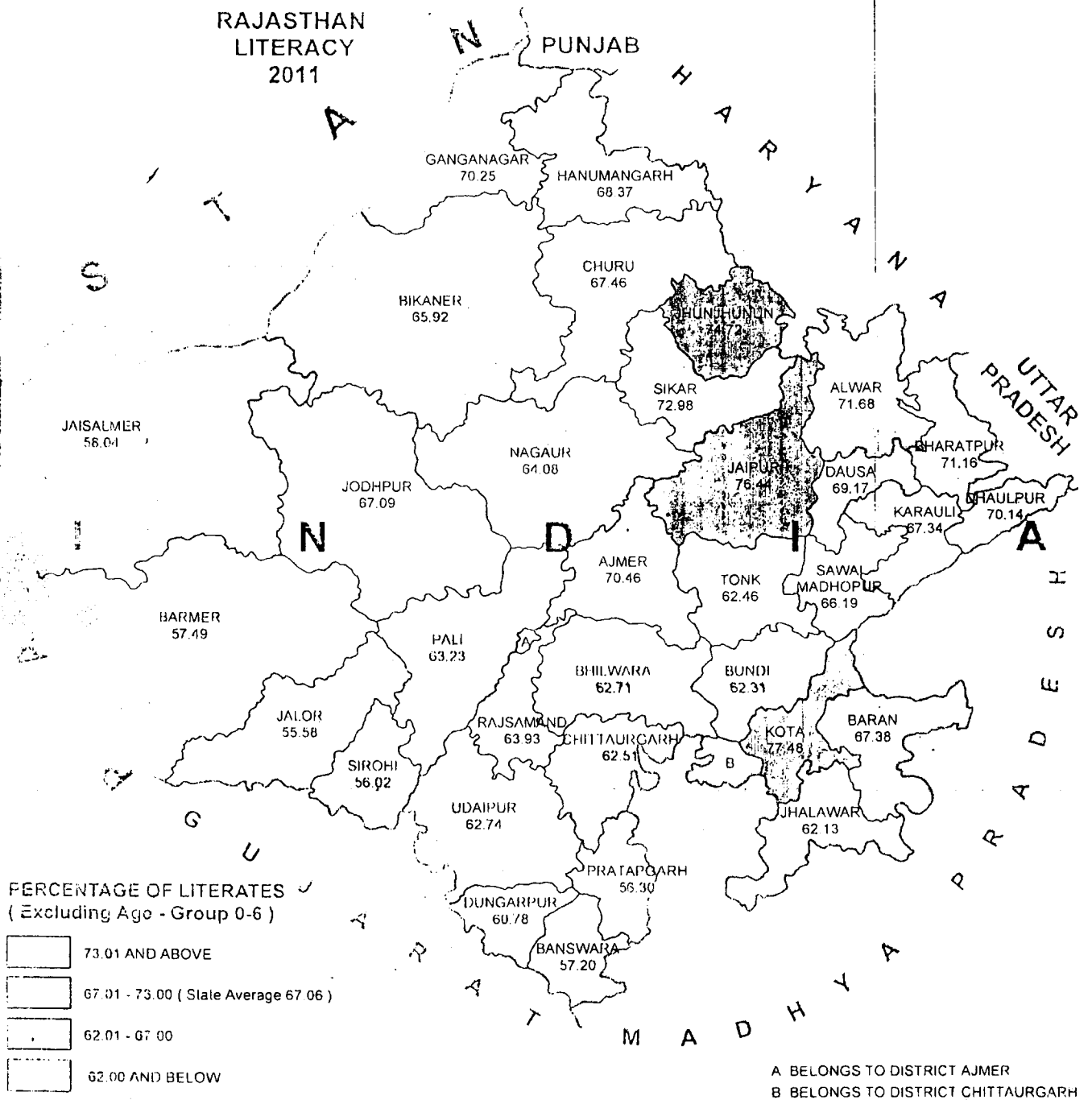
Directorate of Census Operations Rajasthan

Jaipur

Literacy rates by gender, Rajasthan 1951-2011

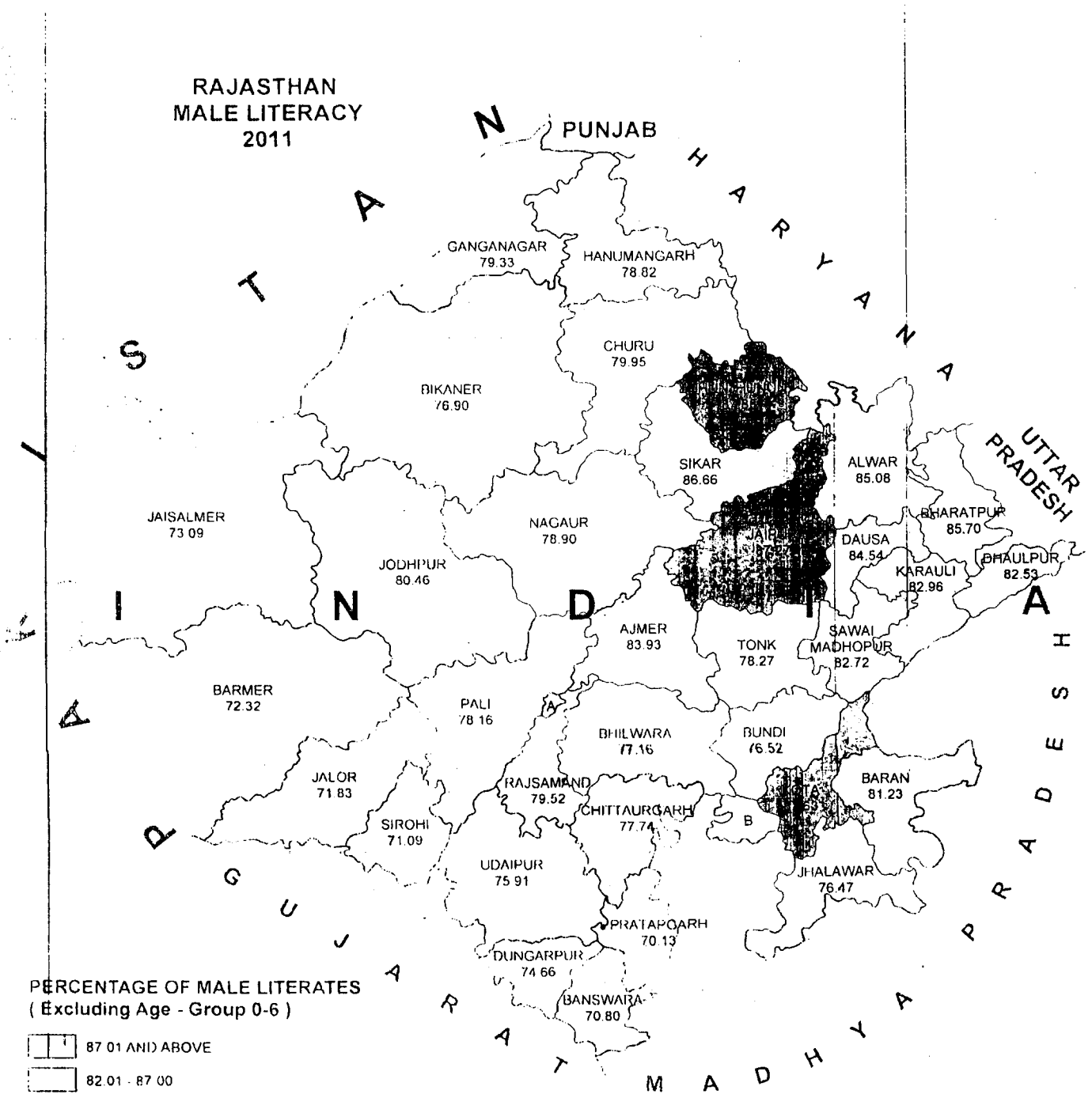


Directorate of Census Operations Rajasthan
Jaipur



Directorate of Census Operations Rajasthan
Jaipur

RAJASTHAN
MALE LITERACY
2011



PERCENTAGE OF MALE LITERATES
(Excluding Age - Group 0-6)

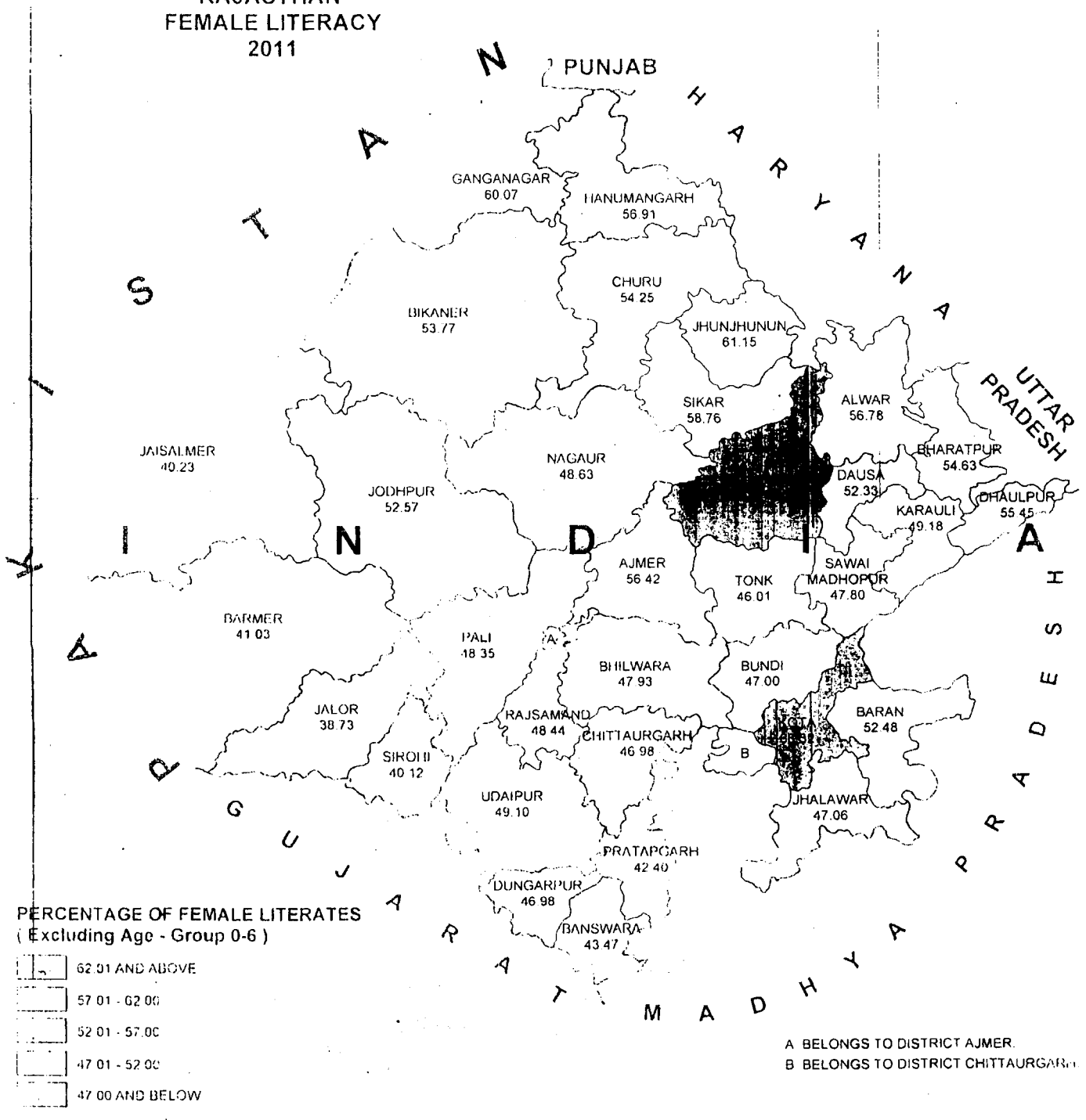
- 87.01 AND ABOVE
- 82.01 - 87.00
- 77.01 - 82.00 (State Average 80.51)
- 72.01 - 77.00
- 72.00 AND BELOW

A BELONGS TO DISTRICT AJMER.
B BELONGS TO DISTRICT CHITTAURGARH

(9)

Directorate of Census Operations Rajasthan
Jaipur

RAJASTHAN
FEMALE LITERACY
2011



CENSUS OF INDIA 2011
PRIMARY CENSUS ABSTRACT
FIGURES AT A GLANCE
RAJASTHAN

	2001	2011	Increase			
No. of Districts	32	33	1			
No. of Sub-Districts	241	244	3			
No. of Towns	222	297	75			
No. of Statutory Towns	184	185	1			
No. of Census Towns	38	112	74			
No. of Villages	41,353	44,672	3,319			
Total population	Absolute			Percentage		
	Total	Rural	Urban	Total	Rural	Urban
Persons	68,548,437	51,508,352	17,048,085	100.0	75.1	24.9
Males	35,550,997	26,641,747	8,909,250	100.0	74.9	25.1
Females	32,997,440	24,858,605	8,138,835	100.0	75.3	24.7
Decadal change 2001-2011	Absolute			Percentage		
	Total	Rural	Urban	Total	Rural	Urban
Persons	12,041,249	8,201,539	3,839,710	21.3	19.0	29.0
Males	6,130,936	4,213,107	1,917,829	20.8	18.5	27.4
Females	5,910,283	3,992,432	1,917,831	21.8	19.1	30.8
Sex Ratio	928	933	914			
Child Population in the age group 0-6 years	Absolute			Percentage to total population		
	Total	Rural	Urban	Total	Rural	Urban
Persons	10,649,304	8,414,883	2,234,621	15.5	16.3	13.1
Males	5,639,176	4,446,599	1,192,577	15.9	16.7	13.4
Females	5,010,328	3,968,284	1,042,044	15.2	16.0	12.8
Child Sex Ratio	888	892	874			
Literates	Absolute			Literacy rate		
	Total	Rural	Urban	Total	Rural	Urban
Persons	38,275,382	26,471,786	11,803,596	66.1	61.4	79.7
Males	23,688,412	16,906,589	6,781,823	70.2	66.2	87.9
Females	14,586,970	9,567,197	5,019,773	52.1	55.8	70.7
Scheduled Caste population	Absolute			Percentage to total population		
	Total	Rural	Urban	Total	Rural	Urban
Persons	12,231,289	9,356,263	2,875,026	17.8	18.5	15.7
Males	6,319,266	4,951,269	1,367,997	17.9	18.6	15.7
Females	5,912,023	4,404,994	1,507,029	17.8	18.4	15.8
Scheduled Tribe population	Absolute			Percentage to total population		
	Total	Rural	Urban	Total	Rural	Urban
Persons	9,238,534	8,693,123	545,411	13.5	16.9	3.2
Males	4,742,943	4,454,816	288,127	13.3	16.7	3.2
Females	4,495,591	4,238,307	257,284	13.6	17.1	3.2

Total Workers		Absolute			Work Participation Rate		
		Total	Rural	Urban	Total	Rural	Urban
	Persons	29,886,255	24,385,233	5,501,022	43.6	47.3	32.3
	Males	18,297,076	13,775,469	4,521,607	51.5	51.7	50.8
	Females	11,589,179	10,609,764	979,415	35.1	42.7	12.0
Main Workers		Absolute			Percentage to total workers		
	Persons	21,057,968	16,173,343	4,884,625	70.5	66.3	88.8
	Males	15,243,537	11,069,837	4,173,700	83.3	80.4	92.3
	Females	5,814,431	5,103,506	710,925	50.2	48.1	72.6
Marginal Workers		Absolute			Percentage to total workers		
	Persons	8,828,287	8,211,890	616,397	29.5	33.7	11.2
	Males	3,053,539	2,705,632	347,907	16.7	19.6	7.7
	Females	5,774,748	5,506,258	268,490	49.8	51.9	27.4
Marginal Workers (3-6 months)		Absolute			Percentage to total marginal workers		
	Persons	7,015,250	6,491,836	523,414	79.5	79.1	84.9
	Males	2,406,685	2,104,692	301,993	78.8	77.8	86.8
	Females	4,608,565	4,387,144	221,421	79.8	79.7	82.5
Marginal Workers (Less than 3 months)		Absolute			Percentage to total marginal workers		
	Persons	1,813,037	1,720,054	92,983	20.5	20.9	15.1
	Males	646,854	600,940	45,914	21.2	22.2	13.2
	Females	1,166,183	1,119,114	47,069	20.2	20.3	17.5
Total Cultivators		Absolute			Percentage to total workers		
	Persons	13,618,870	13,358,033	260,837	45.6	54.8	4.7
	Males	7,518,486	7,349,824	168,662	41.1	53.4	3.7
	Females	6,100,384	6,008,209	92,175	52.6	56.6	9.4
Total Agricultural Labourers		Absolute			Percentage to total workers		
	Persons	4,939,664	4,733,917	205,747	16.5	19.4	3.7
	Males	2,132,669	2,013,143	119,526	11.7	14.6	2.6
	Females	2,806,995	2,720,774	86,221	24.2	25.6	8.8
Total Household Industry Workers		Absolute			Percentage to total workers		
	Persons	720,573	446,948	273,625	2.4	1.8	5.0
	Males	435,561	247,688	187,873	2.4	1.8	4.2
	Females	285,012	199,260	85,752	2.5	1.9	8.8
Total Other Workers		Absolute			Percentage to total workers		
	Persons	10,607,148	5,846,335	4,760,813	35.5	24.0	86.5
	Males	8,210,360	4,164,814	4,045,546	44.9	30.2	89.5
	Females	2,396,788	1,681,521	715,267	20.7	15.8	73.0

Statement – 1

Population and decadal change by residence: 2011 (PERSONS)

State Code	State District	Population 2011			Percentage decadal change		
		Total	Rural	Urban	Total	Rural	Urban
1	2	3	4	5	6	7	8
08	RAJASTHAN	68,548,437	51,500,352	17,048,085	21.3	19.0	29.0
099	Ganganagar	1,969,168	1,433,736	535,432	10.0	7.3	18.1
100	Hanumangarh	1,774,692	1,424,228	350,464	16.9	17.3	15.5
101	Bikaner	2,363,937	1,563,553	800,384	24.3	23.9	25.0
102	Churu	2,039,547	1,463,312	576,235	20.3	21.5	17.3
103	Jhunjhunun	2,137,045	1,647,966	489,079	11.7	8.5	23.8
104	Alwar	3,674,179	3,019,728	654,451	22.8	18.1	50.5
105	Bharatpur	2,548,462	2,053,363	495,099	21.4	21.4	21.1
106	Dhaulpur	1,206,516	959,066	247,450	22.7	18.9	40.1
107	Karauli	1,458,248	1,240,143	218,105	20.9	19.9	26.8
108	Sawai Madhopur	1,335,551	1,069,084	266,467	19.6	18.2	25.3
109	Dausa	1,634,409	1,432,616	201,793	23.5	20.7	48.6
110	Jaipur	6,626,178	3,154,331	3,471,847	26.2	18.6	33.9
111	Sikar	2,677,333	2,043,427	633,906	17.0	12.6	34.1
112	Nagaur	3,307,743	2,670,539	637,204	19.2	16.2	33.5
113	Jodhpur	3,687,165	2,422,551	1,264,614	27.7	26.9	29.4
114	Jaisalmer	669,919	580,894	89,025	31.8	34.5	16.5
115	Barmer	2,603,751	2,421,914	181,837	32.5	33.1	25.1
116	Jalor	1,828,730	1,676,975	151,755	26.2	25.2	38.0
117	Sirohi	1,036,346	827,692	208,654	21.8	18.2	38.3
118	Pali	2,037,573	1,577,567	460,006	11.9	10.4	17.7
119	Ajmer	2,583,052	1,547,642	1,035,410	18.6	18.7	18.4
120	Tonk	1,421,326	1,103,603	317,723	17.3	15.1	25.5
121	Bundi	1,110,906	888,205	222,701	15.4	13.4	24.0
122	Bhilwara	2,408,523	1,895,869	512,654	19.2	18.0	23.6
123	Rajsamand	1,156,597	972,777	183,820	17.7	13.9	42.8
124	Dungarpur	1,388,552	1,299,809	88,743	25.4	26.6	9.8
125	Banswara	1,797,485	1,669,864	127,621	26.5	27.2	18.9
126	Chittaurgarh	1,544,338	1,259,074	285,264	16.1	15.2	20.2
127	Kota	1,951,014	774,410	1,176,604	24.4	6.1	40.3
128	Baran	1,222,755	968,541	254,214	19.7	14.0	47.8
129	Jhalawar	1,411,129	1,181,838	229,291	19.6	16.8	36.3
130	Udaipur	3,068,420	2,459,994	608,426	23.7	22.9	26.8
131	Pratapgarh	867,848	796,041	71,807	22.8	23.6	14.8

Statement - 2

Population and decadal change by residence: 2011 (MALES)

state code	state district	Population 2011			Percentage decadal change 2001 - 2011		
		Total	Rural	Urban	Total	Rural	Urban
1	2	3	4	5	6	7	8
08	RAJASTHAN	35,550,997	26,641,747	8,909,250	20.8	18.8	27.4
099	Ganganagar	1,043,340	758,269	285,071	9.2	6.8	16.0
100	Hanumangarh	931,184	746,887	184,297	16.2	16.7	14.1
101	Bikaner	1,240,801	821,434	419,367	23.7	23.9	23.3
102	Churu	1,051,446	755,028	296,418	20.7	22.4	16.7
103	Jhunjhunun	1,095,896	842,718	253,178	11.4	8.6	21.9
104	Alwar	1,939,026	1,589,508	349,518	22.2	17.8	47.5
105	Bharatpur	1,355,726	1,093,357	262,369	19.7	19.7	19.6
106	Dhaulpur	653,647	520,930	132,717	21.5	17.6	39.6
107	Karauli	783,639	668,185	115,454	20.6	19.7	26.0
108	Sawai Madhopur	704,031	564,592	139,439	19.1	17.9	23.8
109	Dausa	857,787	751,900	105,887	23.1	20.4	47.4
110	Jaipur	3,468,507	1,642,924	1,825,583	25.3	18.3	32.4
111	Sikar	1,374,990	1,047,469	327,521	17.2	13.0	33.4
112	Nagaur	1,696,325	1,368,771	327,554	19.0	16.4	31.6
113	Jodhpur	1,923,928	1,260,328	663,600	27.1	26.8	27.7
114	Jaisalmer	361,708	312,447	49,261	29.6	32.2	15.1
115	Barmer	1,369,022	1,273,249	95,773	31.9	32.7	22.2
116	Jalor	936,634	857,619	79,015	26.9	26.2	35.7
117	Sirohi	534,231	424,252	109,979	22.0	18.8	36.2
118	Pali	1,025,422	787,559	237,863	11.6	10.2	16.5
119	Ajmer	1,324,085	789,397	534,688	17.4	18.1	16.2
120	Tonk	728,136	568,045	160,091	16.2	14.5	22.8
121	Bundi	577,160	461,734	115,426	14.3	12.5	22.4
122	Bhilwara	1,220,736	955,378	265,358	18.5	17.7	21.4
123	Rajsamand	581,339	486,960	94,379	18.3	14.7	41.2
124	Dungarpur	696,532	651,046	45,486	27.2	28.8	8.0
125	Banswara	907,754	842,767	64,987	26.2	26.9	16.9
126	Chittaurgarh	783,171	636,415	146,756	15.8	15.1	18.8
127	Kota	1,021,161	401,331	619,830	23.4	4.9	39.4
128	Baran	633,945	502,228	131,717	18.5	12.8	46.5
129	Jhalawar	725,143	606,533	118,610	18.3	15.7	34.2
130	Udaipur	1,566,801	1,251,316	315,485	24.4	24.2	25.1
131	Pratapgarh	437,744	401,171	36,573	21.9	22.8	13.0

Statement - 3

Population and decadal change by residence: 2011 (FEMALES)

State code	State District	Population 2011			Percentage decadal change 2001 - 2011		
		Total	Rural	Urban	Total	Rural	Urban
1	2	3	4	5	6	7	8
08	RAJASTHAN	32,997,440	24,858,605	8,138,835	21.8	19.1	30.8
099	Ganganagar	925,828	675,467	250,361	11.0	7.8	20.5
100	Hanumangarh	843,508	677,341	166,167	17.7	17.9	17.0
101	Bikaner	1,123,136	742,119	381,017	24.9	23.8	27.1
102	Churu	988,101	708,284	279,817	19.7	20.4	18.0
103	Jhunjhunun	1,041,149	805,248	235,901	11.9	8.4	25.9
104	Alwar	1,735,153	1,430,220	304,933	23.5	18.5	54.0
105	Bharatpur	1,192,736	960,006	232,730	23.3	23.5	22.8
106	Dhauipur	552,869	438,136	114,733	24.2	20.5	40.7
107	Karauli	674,609	571,958	102,651	21.4	20.3	27.8
108	Sawai Madhopur	631,520	504,492	127,028	20.1	18.5	27.0
109	Dausa	776,622	680,716	95,906	24.0	21.0	49.9
110	Jaipur	3,157,671	1,511,407	1,646,264	27.2	19.0	35.7
111	Sikar	1,302,343	995,958	306,385	16.8	12.2	35.0
112	Nagaur	1,611,418	1,301,768	309,650	19.4	16.0	35.6
113	Jodhpur	1,763,237	1,162,223	601,014	28.5	27.0	31.4
114	Jaisalmer	308,211	268,447	39,764	34.5	37.3	18.3
115	Barmer	1,234,729	1,148,665	86,064	33.3	33.6	28.5
116	Jalor	892,096	819,356	72,740	25.5	24.3	40.6
117	Sirohi	502,115	403,440	98,675	21.5	17.6	40.7
118	Pali	1,012,151	790,008	222,143	12.3	10.5	19.0
119	Ajmer	1,258,967	758,245	500,722	19.9	19.3	20.8
120	Tonk	693,190	535,558	157,632	18.4	15.8	28.3
121	Bundi	533,746	426,471	107,275	16.6	14.5	25.9
122	Bhilwara	1,187,787	940,491	247,296	19.9	18.4	26.1
123	Rajsamand	575,258	485,817	89,441	17.1	13.1	44.5
124	Dungarpur	692,020	648,763	43,257	23.6	24.5	11.7
125	Banswara	889,731	827,097	62,634	26.9	27.4	20.9
126	Chittaurgarh	761,167	622,659	138,508	16.4	15.3	21.8
127	Kota	929,853	373,079	556,774	25.4	7.3	41.3
128	Baran	588,810	466,313	122,497	21.0	15.3	49.2
129	Jhalawar	685,986	575,305	110,681	20.9	18.0	38.6
130	Udaipur	1,501,619	1,208,678	292,941	22.9	21.6	28.7
131	Pratapgarh	430,104	394,870	35,234	23.7	24.3	16.9

Statement - 4

Density of population (per Sq. Km.) by residence: 2001-2011

State Code	State	Density of Population (Per Sq. Km.) 2001	Density of Population (Per Sq. Km.) 2011
1	2	3	4
08	RAJASTHAN	165	200
099	Ganganagar	163	179
100	Hanumangarh	157	184
101	Bikaner	63	78
102	Churu	123	147
103	Jhunjhunun	323	361
104	Alwar	357	438
105	Bharatpur	415	503
106	Dhaulpur	324	398
107	Karauli	218	264
108	Sawai Madhopur	248	297
109	Dausa	385	476
110	Jaipur	471	595
111	Sikar	296	346
112	Nagaur	157	187
113	Jodhpur	126	161
114	Jaisalmer	13	17
115	Barmer	69	92
116	Jalor	136	172
117	Sirohi	166	202
118	Pali	147	164
119	Ajmer	257	305
120	Tonk	168	198
121	Bundi	167	192
122	Bhilwara	193	230
123	Rajsamand	211	248
124	Dungarpur	294	368
125	Banswara	314	397
126	Chittaurgarh	170	197
127	Kota	301	374
128	Baran	146	175
129	Jhalawar	190	227
130	Udaipur	212	262
131	Pratapgarh	159	195

Statement – 5

Proportion of rural and urban population: 2001-2011

1	2	2001		2011	
		3	4	5	6
08	RAJASTHAN	76.6	23.4	75.1	24.9
099	Ganganagar	74.7	25.3	72.8	27.2
100	Hanumangarh	80.0	20.0	80.3	19.7
101	Bikaner	66.4	33.6	66.1	33.9
102	Churu	71.0	29.0	71.7	28.3
103	Jhunjhunun	79.4	20.6	77.1	22.9
104	Alwar	85.5	14.5	82.2	17.8
105	Bharatpur	80.5	19.5	80.6	19.4
106	Dhaulpur	82.0	18.0	79.5	20.5
107	Karauli	85.7	14.3	85.0	15.0
108	Sawai Madhopur	81.0	19.0	80.0	20.0
109	Dausa	89.7	10.3	87.7	12.3
110	Jaipur	50.6	49.4	47.6	52.4
111	Sikar	79.3	20.7	76.3	23.7
112	Nagaur	82.8	17.2	80.7	19.3
113	Jodhpur	66.1	33.9	65.7	34.3
114	Jaisalmer	85.0	15.0	86.7	13.3
115	Barmer	92.6	7.4	93.0	7.0
116	Jalor	92.4	7.6	91.7	8.3
117	Sirohi	82.3	17.7	79.9	20.1
118	Pali	78.5	21.5	77.4	22.6
119	Ajmer	59.8	40.2	59.9	40.1
120	Tonk	79.1	20.9	77.6	22.4
121	Bundi	81.3	18.7	80.0	20.0
122	Bhilwara	79.5	20.5	78.7	21.3
123	Rajsamand	86.9	13.1	84.1	15.9
124	Dungarpur	92.7	7.3	93.6	6.4
125	Banswara	92.4	7.6	92.9	7.1
126	Chittaurgarh	82.2	17.8	81.5	18.5
127	Kota	46.5	53.5	39.7	60.3
128	Baran	83.2	16.8	79.2	20.8
129	Jhalawar	85.7	14.3	83.8	16.2
130	Udaipur	80.7	19.3	80.2	19.8
131	Pratapgarh	91.2	8.8	91.7	8.3

Statement – 6

Sex Ratio (number of females per 1000 males) by residence: 2001-2011

1	2	3	4	5	6	7	8
08	RAJASTHAN	921	930	890	928	933	914
099	Ganganagar	873	883	845	887	891	878
100	Hanumangarh	894	898	879	906	907	902
101	Bikaner	896	904	881	905	903	909
102	Churu	948	954	933	940	938	944
103	Jhunjhunun	946	957	902	950	956	932
104	Alwar	886	895	835	895	900	872
105	Bharatpur	854	851	864	880	878	887
106	Dhaulpur	827	821	857	846	841	864
107	Karauli	855	852	877	861	856	889
108	Sawai Madhopur	889	889	889	897	894	911
109	Dausa	899	900	890	905	905	906
110	Jaipur	897	914	880	910	920	902
111	Sikar	951	958	924	947	951	935
112	Nagaur	947	954	917	950	951	945
113	Jodhpur	907	921	880	916	922	906
114	Jaisalmer	821	827	785	852	859	807
115	Barmer	892	896	855	902	902	899
116	Jalor	964	970	889	952	955	921
117	Sirohi	943	960	868	940	951	897
118	Pali	981	1000	915	987	1003	934
119	Ajmer	931	951	901	951	961	936
120	Tonk	934	932	942	952	943	985
121	Bundi	907	908	903	925	924	929
122	Bhilwara	962	979	897	973	984	932
123	Rajsamand	1000	1012	926	990	998	948
124	Dungarpur	1022	1031	919	994	996	951
125	Banswara	974	978	932	980	981	964
126	Chittaurgarh	966	977	921	972	978	944
127	Kota	896	908	886	911	930	898
128	Baran	909	908	913	929	928	930
129	Jhalawar	926	930	904	946	949	933
130	Udaipur	969	986	903	958	966	929
131	Pratapgarh	969	973	931	983	984	963

Scheduled Caste population and decadal change by residence : 2011 (PERSONS)

Dist. Code	State/District	Scheduled Caste population 2011			Decadal change 2001-2011		
		Total	Rural	Urban	Total	Rural	Urban
1	2	3	4	5	6	7	8
08	RAJASTHAN	12,221,593	9,536,963	2,684,630	26.1	23.2	37.4
099	Ganganagar	720,412	598,772	121,640	19.4	17.1	31.9
100	Hanumangarh	494,189	435,504	58,685	24.6	25.7	17.0
101	Bikaner	493,646	397,781	95,865	28.7	28.2	30.7
102	Churu	451,721	376,554	75,167	26.2	28.9	14.4
103	Jhunjhunun	360,709	285,737	74,972	16.6	14.7	24.8
104	Alwar	653,036	540,412	112,624	21.3	15.1	64.2
105	Bharatpur	557,305	436,158	121,147	22.2	21.3	25.6
106	Dhaulpur	245,695	201,991	43,704	24.2	20.3	45.5
107	Karauli	354,465	313,060	41,405	26.9	26.6	28.8
108	Sawai Madhopur	278,789	227,374	51,415	24.9	24.0	29.1
109	Dausa	354,337	317,204	37,133	26.1	22.8	63.7
110	Jaipur	1,003,302	529,842	473,460	29.0	20.0	40.8
111	Sikar	418,806	339,524	79,282	23.2	19.5	42.4
112	Nagaur	699,911	613,527	86,384	28.4	25.7	51.3
113	Jodhpur	608,024	447,037	160,987	33.2	34.2	30.7
114	Jaisalmer	99,134	89,388	9,746	33.8	35.4	20.6
115	Barmer	436,414	408,568	27,846	41.2	41.5	38.0
116	Jalor	357,196	326,518	30,678	36.7	35.9	45.6
117	Sirohi	201,863	160,943	40,920	23.9	19.5	44.3
118	Pali	398,096	321,262	76,834	23.1	22.0	28.0
119	Ajmer	478,027	256,646	221,381	23.9	22.0	26.1
120	Tonk	287,903	235,975	51,928	23.5	22.1	30.6
121	Bundi	210,788	168,317	42,471	20.9	17.7	35.7
122	Bhilwara	407,947	331,943	76,004	28.4	25.5	42.5
123	Rajsamand	148,168	121,784	26,384	21.7	13.8	79.9
124	Dungarpur	52,267	44,309	7,958	13.7	12.0	24.1
125	Banswara	80,091	70,767	9,324	29.7	30.8	22.0
126	Chittaurgarh	250,224	212,388	37,836	18.9	18.0	24.1
127	Kota	405,408	181,857	223,551	34.9	14.4	57.8
128	Baran	221,184	167,196	53,988	22.2	12.8	64.4
129	Jhalawar	243,582	205,764	37,818	31.9	27.7	60.6
130	Udaipur	188,525	122,385	66,140	25.2	19.0	38.4
131	Pratapgarh	60,429	50,476	9,953	19.5	19.9	17.9

Statement – 15

Scheduled Tribe population and decadal change by residence: 2011 (PERSONS)

1	2	3	4	5	6	7	8
08	RAJASTHAN	9,238,534	8,693,123	545,411	30.2	29.4	43.6
099	Ganganagar	13,477	2,989	10,488	-8.6	-25.0	-2.5
100	Hanumangarh	14,289	5,717	8,572	42.5	25.5	56.6
101	Bikaner	7,779	3,782	3,997	24.3	92.5	-6.9
102	Churu	11,245	7,644	3,601	15.3	24.3	-0.1
103	Jhunjhunun	41,629	36,862	4,767	13.1	10.1	44.3
104	Alwar	289,249	266,880	22,369	20.8	16.9	102.4
105	Bharatpur	54,090	48,554	5,536	15.0	13.9	25.2
106	Dhaulpur	58,594	55,842	2,752	23.1	20.1	149.7
107	Karauli	324,960	314,468	10,492	20.3	19.7	39.3
108	Sawai Madhopur	285,848	272,573	13,275	18.6	17.2	55.6
109	Dausa	433,344	419,816	13,528	22.4	21.3	68.3
110	Jaipur	527,966	393,865	134,101	27.9	23.5	42.6
111	Sikar	75,349	66,829	8,520	20.5	15.6	82.0
112	Nagaur	10,418	9,061	1,357	60.4	63.3	43.1
113	Jodhpur	118,924	90,825	28,099	49.5	47.9	55.1
114	Jaisalmer	42,429	37,273	5,156	52.4	52.3	53.2
115	Barmer	176,257	172,185	4,072	48.5	48.6	43.9
116	Jalor	178,719	170,111	8,608	40.9	40.2	56.8
117	Sirohi	292,470	272,916	19,554	38.8	38.4	44.0
118	Pali	144,578	131,456	13,122	36.6	38.2	22.9
119	Ajmer	63,482	48,564	14,918	21.2	20.9	21.9
120	Tonk	178,207	173,948	4,259	22.2	21.5	58.2
121	Bundi	228,549	217,005	11,544	17.3	16.3	40.6
122	Bhilwara	229,273	214,584	14,689	26.6	23.3	6.6
123	Rajsamand	160,809	149,991	10,818	24.8	23.2	52.6
124	Dungarpur	983,437	967,086	16,351	36.3	37.4	-7.1
125	Banswara	1,372,999	1,358,208	14,791	35.4	35.5	30.4
126	Chittaurgarh	201,546	192,752	8,794	31.4	32.3	15.7
127	Kota	183,816	126,725	57,091	21.0	7.5	67.2
128	Baran	276,857	264,327	12,530	27.7	25.1	121.8
129	Jhalawar	182,229	171,828	10,401	28.5	26.5	72.8
130	Udaipur	1,525,289	1,483,035	42,254	33.4	33.0	51.2
131	Pratapgarh	550,427	545,422	5,005	30.0	30.0	33.6

Statement – 19

Literates and Literacy Rate by residence: 2011 (PERSONS)

State code	State district	Literates 2011			Literacy Rate 2011			Literacy Rate 2001		
		Total	Rural	Urban	Total	Rural	Urban	Total	Rural	Urban
1	2	3	4	5	6	7	8	9	10	11
08	RAJASTHAN	38,275,282	26,471,786	11,803,496	60.4	55.3	76.2	66.1	61.4	79.7
099	Ganganagar	1,193,343	821,372	371,971	64.7	60.5	77.0	69.6	66.2	78.7
100	Hanumangarh	1,034,136	802,659	231,477	63.1	60.5	73.0	67.1	65.1	75.4
101	Bikaner	1,278,801	739,204	539,597	57.4	47.4	75.3	65.1	58.1	78.0
102	Churu	1,149,269	791,499	357,770	67.6	65.7	72.1	66.8	64.4	72.6
103	Jhunjhunun	1,370,360	1,046,549	323,811	73.0	72.7	74.2	74.1	73.4	76.5
104	Alwar	2,182,476	1,707,998	474,478	61.7	58.2	81.4	70.7	67.9	83.4
105	Bharatpur	1,480,869	1,143,404	337,465	63.6	60.8	74.5	70.1	67.9	79.0
106	Dhaulpur	683,098	530,706	152,392	60.1	58.6	66.8	69.1	68.1	72.7
107	Karauli	805,849	671,423	134,426	63.4	62.4	69.2	66.2	65.0	72.8
108	Sawai Madhopur	741,748	559,632	182,116	56.7	52.6	73.3	65.4	61.9	79.0
109	Dausa	938,051	796,783	141,268	61.8	60.1	76.0	68.2	66.3	80.7
110	Jaipur	4,300,965	1,807,604	2,493,361	69.9	62.1	77.5	75.5	67.6	82.5
111	Sikar	1,652,117	1,240,835	411,282	70.5	69.9	72.7	71.9	70.8	75.4
112	Nagaur	1,758,624	1,375,421	383,203	57.3	55.0	68.1	62.8	60.9	70.6
113	Jodhpur	2,031,532	1,158,340	873,192	56.7	46.2	75.5	65.9	58.5	79.4
114	Jaisalmer	308,653	249,289	59,364	51.0	46.8	73.0	57.2	53.8	78.0
115	Barmer	1,188,322	1,066,665	121,657	59.0	57.6	75.8	56.5	54.8	78.2
116	Jalor	829,582	737,675	91,907	46.5	44.8	66.2	54.9	53.3	71.1
117	Sirohi	476,806	333,009	143,797	53.9	48.5	77.6	55.3	49.0	78.7
118	Pali	1,085,693	783,788	301,905	54.4	49.9	70.2	62.4	58.4	75.8
119	Ajmer	1,526,673	765,022	761,651	64.7	52.7	81.3	69.3	59.1	83.9
120	Tonk	749,659	546,702	202,957	52.0	47.5	68.5	61.6	58.0	73.8
121	Bundi	585,044	433,518	151,526	55.6	51.4	73.1	61.5	57.3	77.9
122	Bhilwara	1,256,126	896,937	359,189	50.7	44.3	74.7	61.4	56.0	80.7
123	Rajsamand	619,139	487,405	131,734	55.7	52.0	79.7	63.1	59.5	81.9
124	Dungarpur	681,591	615,851	65,740	48.6	46.0	78.1	59.5	57.6	84.4
125	Banswara	829,343	733,930	95,413	45.5	42.1	84.3	56.3	54.0	85.2
126	Chittaurgarh	821,825	614,979	206,846	54.0	48.3	79.8	61.7	56.8	82.7
127	Kota	1,298,345	456,380	841,965	73.5	66.3	79.6	76.6	68.6	81.7
128	Baran	693,307	521,423	171,884	59.5	56.6	73.5	66.7	63.6	78.0
129	Jhalawar	739,792	578,866	160,926	57.3	53.5	79.3	61.5	57.6	81.1
130	Udaipur	1,582,629	1,108,846	473,783	59.8	53.0	85.5	61.8	54.9	87.5
131	Pratapgarh	401,515	348,072	53,443	48.2	44.6	83.0	56.0	53.2	84.8

Statement – 20

Literates and Literacy Rate by residence: 2011 (MALE)

State Code	State District	Literates 2011			Literacy Rate 2011			Literacy Rate 2001		
		Total	Rural	Urban	Total	Rural	Urban	Total	Rural	Urban
1	2	3	4	5	6	7	8	9	10	11
08	RAJASTHAN	23,688,412	16,904,589	6,783,823	75.7	72.2	86.5	79.2	76.2	87.9
099	Ganganagar	710,908	496,935	213,973	75.5	72.2	84.8	78.5	75.9	85.3
100	Hanumangarh	624,281	490,362	133,919	75.2	73.3	82.3	77.4	75.9	83.3
101	Bikaner	782,399	471,918	310,481	70.6	62.8	84.6	75.9	70.6	85.7
102	Churu	696,729	486,256	210,473	80.3	78.5	84.3	78.8	76.9	83.4
103	Jhunjhunun	815,834	625,672	190,162	86.1	85.9	86.8	86.9	86.8	87.4
104	Alwar	1,359,829	1,083,730	276,099	78.1	75.7	90.6	83.7	82.1	91.0
105	Bharatpur	943,910	745,044	198,866	80.5	79.1	86.2	84.1	83.1	88.1
106	Dhaulpur	435,721	344,607	91,114	75.1	74.5	77.7	81.2	81.2	81.3
107	Karauli	531,904	449,812	82,092	79.5	79.0	82.7	81.4	80.9	84.1
108	Sawai Madhopur	486,184	378,253	107,931	75.7	73.1	86.5	81.5	79.4	89.8
109	Dausa	596,935	513,738	83,197	79.4	78.2	88.9	83.0	81.8	91.0
110	Jaipur	2,554,793	1,142,333	1,412,460	82.8	78.9	86.5	86.1	82.5	89.2
111	Sikar	995,275	754,783	240,492	84.3	84.1	85.2	85.1	84.9	85.8
112	Nagaur	1,102,750	875,237	227,513	74.1	72.5	81.7	77.2	76.0	81.9
113	Jodhpur	1,265,753	765,699	500,054	73.0	65.9	85.4	79.0	74.6	86.7
114	Jaisalmer	210,415	173,353	37,062	66.3	62.7	84.5	72.0	69.4	87.4
115	Barmer	783,461	710,875	72,586	72.8	71.3	88.9	70.9	69.4	88.6
116	Jalor	543,923	487,407	56,516	64.7	63.1	82.4	70.7	69.4	84.2
117	Sirohi	309,900	224,113	85,787	69.9	65.2	89.4	70.0	64.6	89.3
118	Pali	667,381	488,897	178,484	72.2	68.6	84.5	76.8	73.6	87.1
119	Ajmer	926,268	501,770	424,498	79.4	71.9	89.5	82.4	76.5	90.8
120	Tonk	478,329	364,531	113,798	70.5	67.9	80.3	77.1	75.5	82.9
121	Bundi	371,705	283,572	88,133	71.7	68.5	85.0	75.4	72.3	87.7
122	Bhilwara	777,582	572,895	204,687	67.4	62.1	86.1	75.3	71.3	89.0
123	Rajsamand	383,334	308,438	74,896	74.1	71.4	90.3	78.4	75.9	91.1
124	Dungarpur	415,820	379,571	36,249	66.0	64.1	87.7	72.9	71.5	91.4
125	Banswara	513,854	462,325	51,529	61.5	58.7	91.5	69.5	67.7	91.0
126	Chittaurgarh	514,851	398,512	116,339	71.5	67.3	89.9	76.6	73.3	90.8
127	Kota	765,396	283,078	482,318	85.2	81.1	88.6	86.3	82.2	88.9
128	Baran	432,607	332,591	100,016	75.8	73.8	85.5	80.4	78.4	87.8
129	Jhalawar	466,815	375,242	91,573	73.3	70.5	89.5	75.8	73.0	89.5
130	Udaipur	973,444	712,379	261,065	74.7	69.7	92.7	74.7	69.6	93.4
131	Pratapgarh	250,122	220,661	29,461	64.3	61.3	91.9	69.5	67.3	92.2

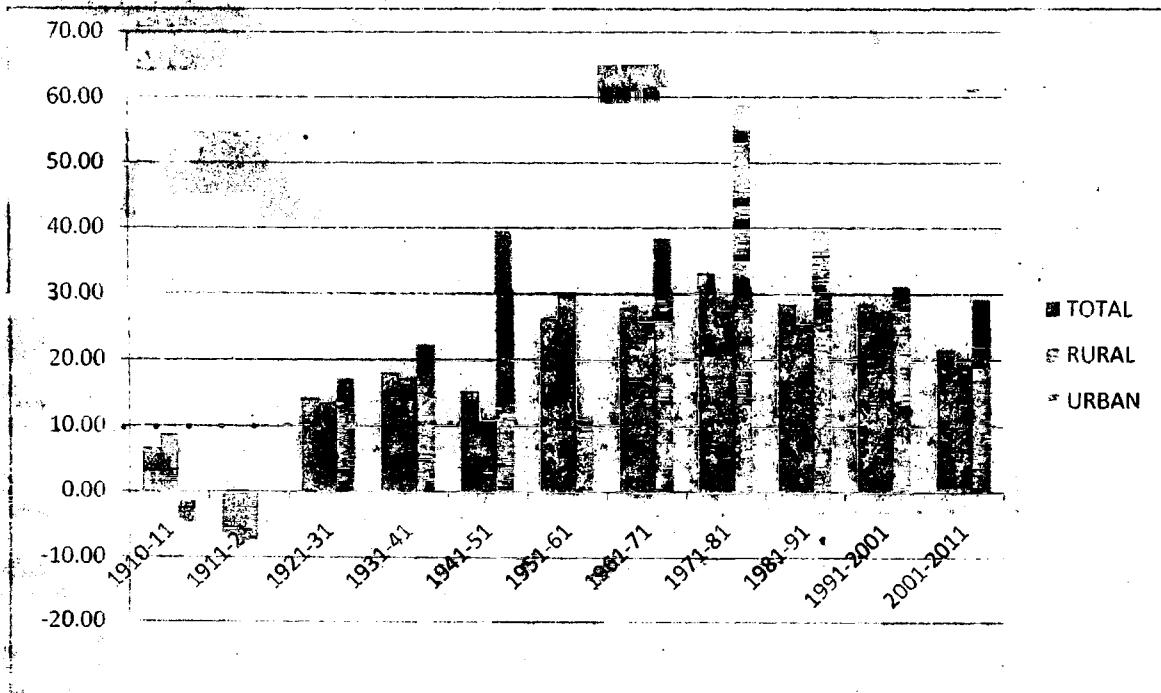
Statement – 21

Literates and Literacy Rate by residence: 2011 (FEMALE)

State Code	State District	Literates 2011			Literacy Rate					
		Total	Rural	Urban	Total	Rural	Urban	Total	Rural	Urban
1	2	3	4	5	6	7	8	9	10	11
08	RAJASTHAN	14,586,870	9,567,197	5,019,673	43.9	37.3	64.7	52.1	45.8	70.7
099	Ganganagar	482,435	324,437	157,998	52.4	47.2	67.8	59.7	55.3	71.3
100	Hanumangarh	409,855	312,297	97,558	49.6	46.3	62.6	55.8	53.1	66.8
101	Bikaner	496,402	267,286	229,116	42.4	30.3	64.8	53.2	44.3	69.5
102	Churu	452,540	305,243	147,297	54.4	52.4	59.1	54.0	51.1	61.3
103	Jhunjhunun	554,526	420,877	133,649	59.5	59.3	60.5	61.0	59.8	65.0
104	Alwar	822,647	624,268	198,379	43.3	38.6	70.4	56.3	52.2	74.7
105	Bharatpur	536,959	398,360	138,599	43.6	39.1	60.9	54.2	50.5	68.8
106	Dhaulpur	247,377	186,099	61,278	41.8	38.9	54.2	54.7	52.4	62.9
107	Karauli	273,945	221,611	52,334	44.4	42.8	53.8	48.6	46.5	60.0
108	Sawai Madhopur	255,564	181,379	74,185	35.2	29.5	58.4	47.5	42.4	67.2
109	Dausa	341,116	283,045	58,071	42.3	40.0	61.6	51.9	49.4	69.4
110	Jaipur	1,746,172	665,271	1,080,901	55.5	43.9	67.1	64.0	51.7	75.1
111	Sikar	656,842	486,052	170,790	56.1	55.3	59.3	58.2	56.4	64.3
112	Nagaur	655,874	500,184	155,690	39.7	36.8	53.4	47.8	45.2	58.8
113	Jodhpur	765,779	392,641	373,138	38.6	24.7	64.3	51.8	41.2	71.3
114	Jaisalmer	98,238	75,936	22,302	32.1	27.3	58.1	39.7	35.5	66.2
115	Barmer	404,861	355,790	49,071	43.4	42.0	60.2	40.6	38.6	66.6
116	Jalor	285,659	250,268	35,391	27.8	26.2	47.8	38.5	36.8	56.9
117	Sirohi	166,906	108,896	58,010	37.1	31.3	64.1	39.7	32.7	66.9
118	Pali	418,312	294,891	123,421	36.5	31.7	54.7	48.0	43.5	63.9
119	Ajmer	600,405	263,252	337,153	48.9	32.7	72.1	55.7	41.3	76.5
120	Tonk	271,330	182,171	89,159	32.2	25.7	56.0	45.4	39.7	64.8
121	Bundi	213,339	149,946	63,393	37.8	32.5	60.0	46.6	41.2	67.4
122	Bhilwara	478,544	324,042	154,502	33.4	26.2	62.0	47.2	40.6	71.8
123	Rajsamand	235,805	178,967	56,838	37.7	33.1	68.3	48.0	43.3	72.3
124	Dungarpur	265,771	236,280	29,491	31.8	28.9	67.8	46.2	44.0	77.1
125	Banswara	315,489	271,605	43,884	29.2	25.1	76.6	43.1	40.1	79.3
126	Chittaurgarh	306,974	216,467	90,507	36.0	28.9	68.9	46.5	40.2	74.3
127	Kota	532,949	173,302	359,647	60.4	49.8	69.4	65.9	54.0	73.7
128	Baran	260,700	188,832	71,868	41.6	37.7	60.3	52.0	47.8	67.5
129	Jhalawar	272,977	203,624	69,353	40.0	35.3	68.2	46.5	41.5	72.1
130	Udaipur	609,185	396,467	212,718	44.5	36.3	77.5	48.4	39.8	81.2
131	Pratapgarh	151,393	127,411	23,982	31.8	27.5	73.5	42.4	39.0	77.1

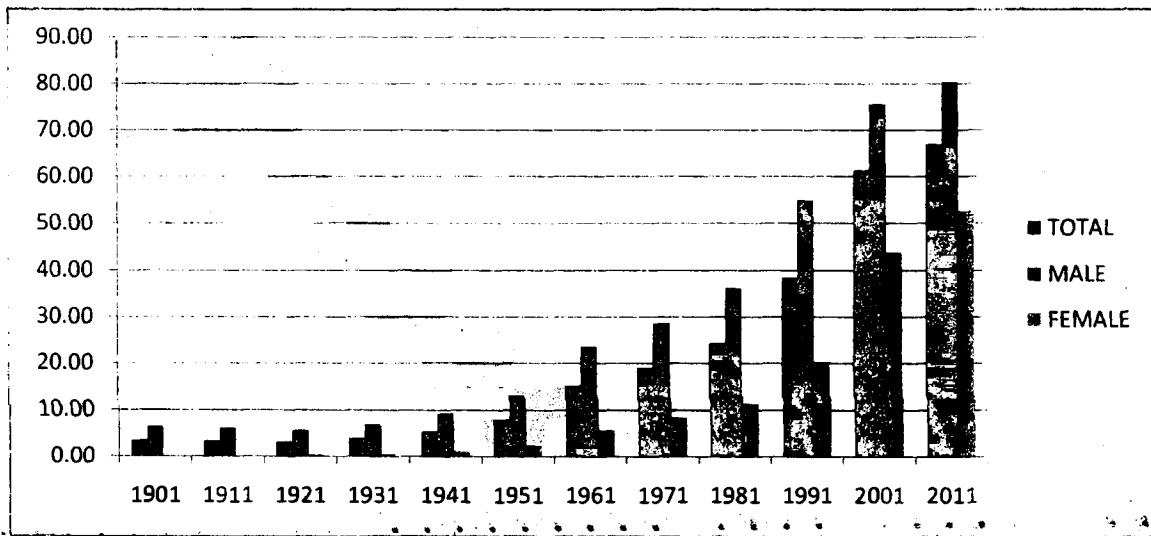
GROWTH OF POPULATION IN RAJASTHAN 1901-2011

YEAR	PERCENTAGE DECADAL VARIATION OF POPULATION		
	TOTAL	RURAL	URBAN
1910-11	6.70	8.70	-4.80
1911-21	-6.30	-7.30	--
1921-31	14.10	13.60	17.20
1931-41	18.00	17.30	22.40
1941-51	15.20	10.80	39.60
1951-61	26.20	29.60	11.00
1961-71	27.80	25.80	38.50
1971-81	33.00	27.50	58.70
1981-91	28.44	25.50	39.60
1991-2001	28.33	27.49	31.17
2001-2011	21.44	19.05	29.26



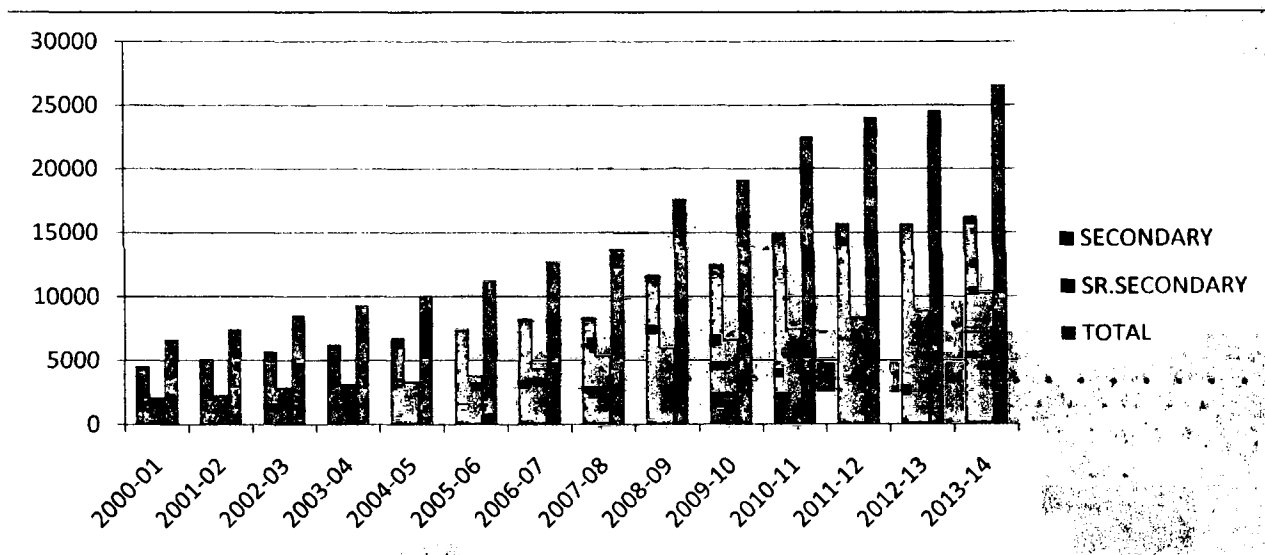
GROWTH OF LITERACY IN RAJASTHAN 1901-2011

YEAR	LITERACY PERCENTAGE		
	TOTAL	MALE	FEMALE
1901	3.47	6.42	0.21
1911	3.41	6.24	0.30
1921	3.25	5.78	0.42
1931	3.96	7.01	0.60
1941	5.46	9.36	1.16
1951	8.02	13.09	2.51
1961	15.21	23.71	5.84
1971	19.07	28.74	8.46
1981	24.38	36.30	11.42
1991	38.55	54.99	20.44
2001	61.40	75.70	43.90
2011	67.06	80.51	52.66



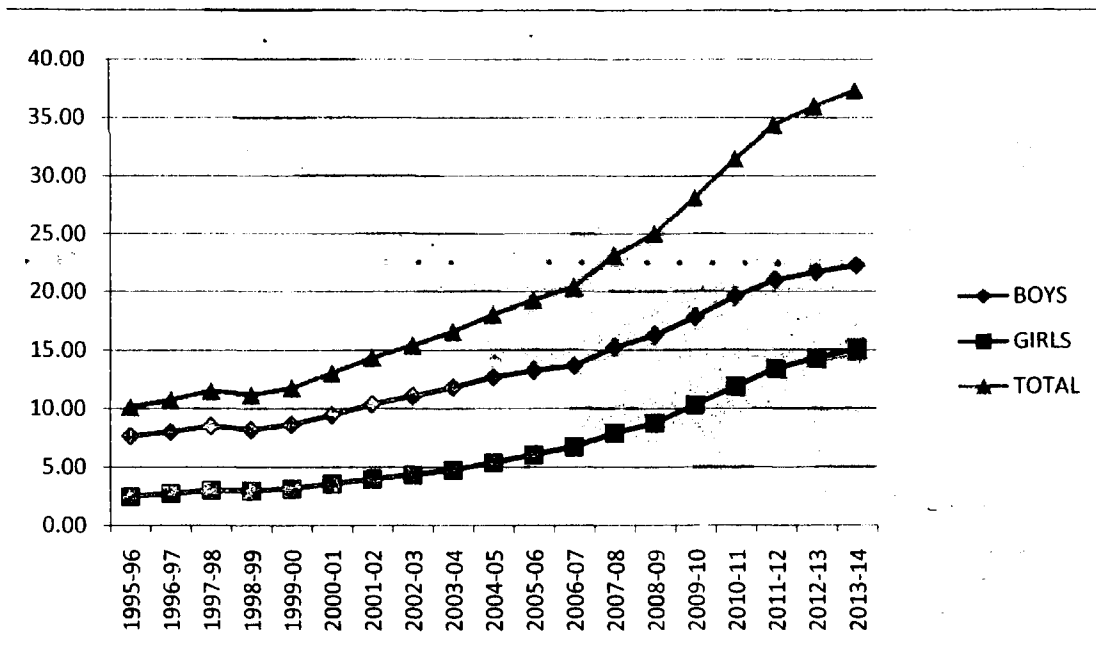
EDUCATIONAL INSTITUTIONS IN RAJASTHAN

YEAR	SECONDARY	SR.SECONDARY	TOTAL
2000-01	4535	2114	6649
2001-02	5122	2312	7434
2002-03	5690	2907	8597
2003-04	6224	3159	9383
2004-05	6756	3388	10144
2005-06	7398	3837	11235
2006-07	8261	4430	12691
2007-08	8309	5358	13667
2008-09	11606	5996	17602
2009-10	12460	6675	19135
2010-11	14945	7516	22561
2011-12	15687	8440	24127
2012-13	15666	8946	24612
2013-14	16284	10329	26613



**ENROLMENT IN EDUCATIONAL INSTITUTIONS IN RAJASTHAN
ENROLMENT AT SECONDARY/SENIOR SECONDARY STAGE
(CLASS 9 TO 12)**

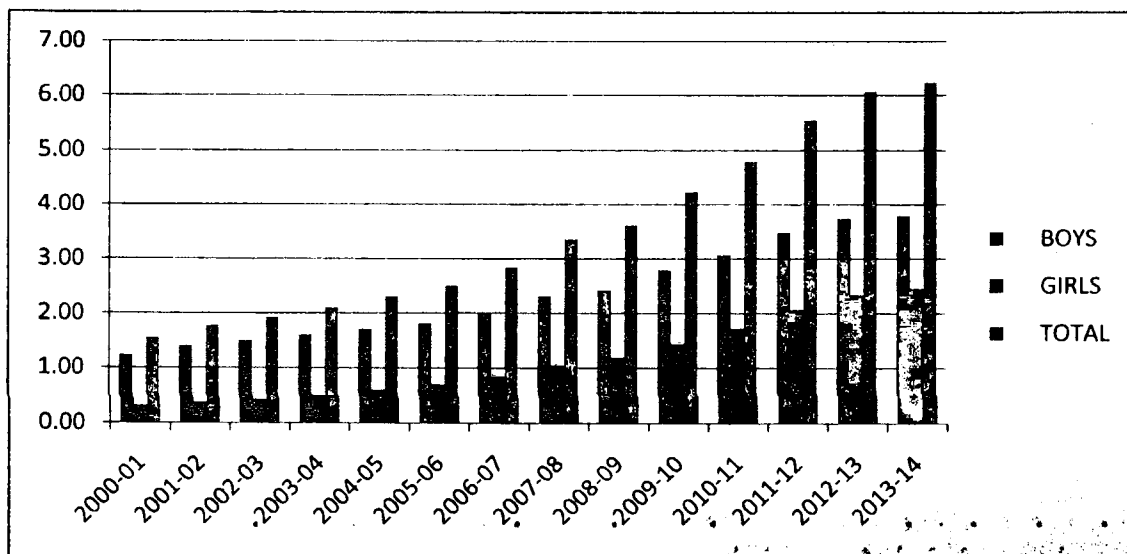
YEAR	ENROLMENT IN LACS		
	BOYS	GIRLS	TOTAL
1995-96	7.64	2.50	10.14
1996-97	8.00	2.74	10.74
1997-98	8.49	3.01	11.50
1998-99	8.17	2.99	11.16
1999-00	8.61	3.14	11.75
2000-01	9.41	3.57	12.98
2001-02	10.36	3.97	14.33
2002-03	11.07	4.35	15.42
2003-04	11.82	4.75	16.57
2004-05	12.67	5.37	18.04
2005-06	13.22	6.06	19.28
2006-07	13.65	6.72	20.37
2007-08	15.22	7.88	23.10
2008-09	16.28	8.73	25.01
2009-10	17.84	10.30	28.14
2010-11	19.60	11.87	31.47
2011-12	20.99	13.39	34.38
2012-13	21.68	14.30	35.98
2013-14	22.26	15.07	37.33



**ENROLMENT OF SCHEDULE CAST STUDENTS
SECONDARY/ SENIOR SECONDARY STAGE (CLASS 9 TO 12)**

(Fig.in Lacs)

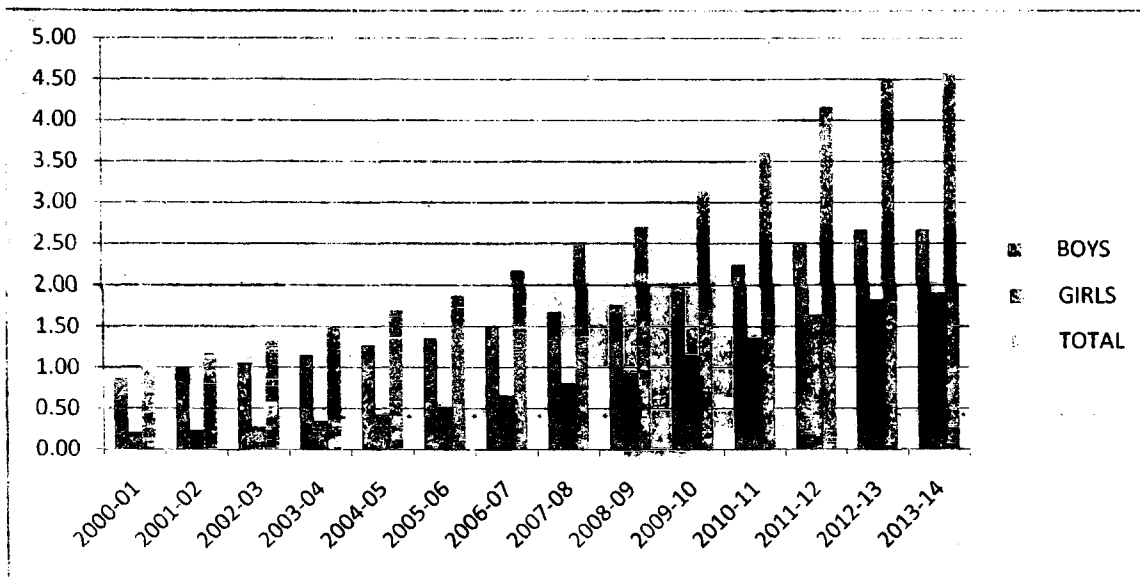
YEAR	ENROLMENT OF SCHEDULE CAST		
	BOYS	GIRLS	TOTAL
2000-01	1.24	0.32	1.56
2001-02	1.40	0.38	1.78
2002-03	1.50	0.43	1.93
2003-04	1.61	0.50	2.11
2004-05	1.71	0.60	2.31
2005-06	1.81	0.70	2.51
2006-07	1.99	0.85	2.84
2007-08	2.31	1.05	3.36
2008-09	2.42	1.20	3.62
2009-10	2.79	1.45	4.24
2010-11	3.07	1.73	4.80
2011-12	3.48	2.07	5.55
2012-13	3.74	2.34	6.08
2013-14	3.79	2.45	6.24



**ENROLMENT OF SCHEDULE TRIBE STUDENTS (CLASS 9 TO 12)
SECONDARY/ SENIOR SECONDARY STAGE (CLASS 9 TO 12)**

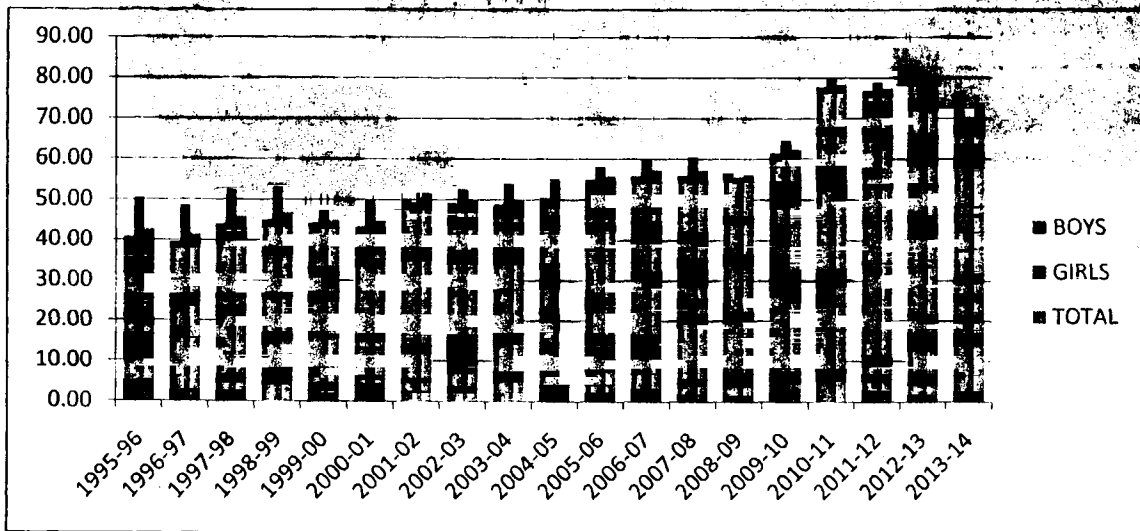
(Fig.in Lacs)

YEAR	ENROLMENT OF SCHEDULE TRIBE		
	BOYS	GIRLS	TOTAL
2000-01	0.87	0.21	1.08
2001-02	1.00	0.24	1.24
2002-03	1.05	0.28	1.33
2003-04	1.15	0.35	1.50
2004-05	1.27	0.43	1.70
2005-06	1.36	0.52	1.88
2006-07	1.51	0.66	2.17
2007-08	1.68	0.81	2.49
2008-09	1.77	0.94	2.71
2009-10	1.98	1.15	3.13
2010-11	2.24	1.37	3.61
2011-12	2.51	1.65	4.16
2012-13	2.67	1.83	4.50
2013-14	2.67	1.91	4.58



RETENTION RATE AT SR./HR.SEC STAGE

YEARS	(CLASS 9-12)		
	BOYS	GIRLS	TOTAL
1995-96	40.80	50.40	42.80
1996-97	39.50	48.60	41.50
1997-98	44.02	52.46	45.94
1998-99	45.05	53.06	46.68
1999-00	44.24	47.39	45.03
2000-01	43.31	49.78	44.96
2001-02	50.21	49.30	51.64
2002-03	49.19	52.54	50.08
2003-04	48.92	53.97	50.26
2004-05	50.53	55.08	5.76
2005-06	54.93	58.09	55.82
2006-07	55.80	60.12	57.41
2007-08	55.89	60.41	57.26
2008-09	56.66	55.48	56.27
2009-10	61.34	64.63	62.46
2010-11	77.74	79.95	78.52
2011-12	76.75	78.85	77.51
2012-13	81.62	79.33	80.75
2013-14	76.19	69.51	73.56



**OFFICE OF THE DIRECTOR, SECONDARY EDUCATION, RAJASTHAN, BIKANER
DROP-OUT PERCENTGE (CLASS-9 TO 12)**

YEARS	BOYS	GIRLS	TOTAL
1995-96	59.20	49.60	47.20
1996-97	51.50	51.40	48.50
1997-98	45.98	47.54	54.06
1998-99	54.95	46.94	53.32
1999-00	55.76	52.61	54.97
2000-01	56.69	50.22	55.04
2001-02	49.79	50.70	48.36
2002-03	50.81	47.46	49.92
2003-04	51.08	46.03	49.74
2004-05	49.47	44.92	48.24
2005-06	45.07	41.91	44.18
2006-07	48.58	53.20	49.92
2007-08	44.11	39.59	42.74
2008-09	43.34	44.52	43.73
2009-10	38.66	35.37	37.54
2010-11	22.26	20.05	21.48
2011-12	23.25	21.15	22.49
2012-13	18.38	20.67	19.25
2013-14	23.81	30.49	26.44

NUMBER OF TEACHERS IN EDUCATIONAL INSTITUTIONS IN RAJASTHAN

YEAR	SECONDARY			SR.SECONDARY		
	MALE	FEMALE	TOTAL	MALE	FEMALE	TOTAL
1980-81	20240	4099	24339	12232	3257	15489
1981-82	21284	4351	25635	12715	3448	16163
1982-83	20761	4198	24959	13660	3750	17410
1983-84	17781	4001	21782	17095	4523	21618
1984-85	18950	4359	22309	18098	4640	22738
1985-86	22401	4758	27159	19799	5496	25295
1986-87	22346	5540	27886	20696	5733	26429
1987-88	22675	5719	28394	20910	6034	26944
1988-89	22784	5872	28656	21245	6302	27547
1989-90	25988	6727	32715	22413	6994	29407
1990-91	28521	8053	36574	22906	7780	30686
1991-92	29283	8590	37873	23729	8705	32434
1992-93	30342	9271	39613	23135	8512	31647
1993-94	30772	10196	40968	23744	9243	32987
1994-95	31168	10348	41516	25329	10551	35880
1995-96	31413	10554	41967	26337	11257	37594
1996-97	33883	12002	45885	26880	12025	38905
1997-98	35734	12792	48526	29400	12917	42317
1998-99	36698	12181	48879	30143	12799	42942
1999-00	37744	12624	50368	31468	13586	45054
2000-01	36989	12618	49607	30729	13024	43753
2001-02	37610	12343	49953	32620	14043	46663
2002-03	39834	13376	53210	35839	15320	51159
2003-04	43891	14764	58655	38115	17307	55422
2004-05	45609	15287	60896	39995	17686	57681
2005-06	49353	16105	65458	43377	18617	61994
2006-07	53209	17844	71053	48257	20397	68654
2007-08	54876	18348	73224	54186	22527	76713
2008-09	60298	20751	81049	59437	23253	82690
2009-10	64304	22528	86832	65862	25874	91736
2010-11	72373	25796	98169	69778	27970	97748
2011-12	76655	30544	107199	78045	32395	110440
2012-13	80975	32937	113912	82590	35343	117932
2013-14	82564	37055	119619	96146	41038	137184

TEACHER PUPIL RATIO

YEAR	SECONDARY	SR.SECONDARY
2004-05	1:23	1:29
2005-06	1:22	1:29
2006-07	1:22	1:27
2007-08	1:22	1:28
2008-09	1:22	1:28
2009-10	1:22	1:29
2010-11	1:22	1:29
2011-12	1:22	1:28
2012-13	1:21	1:28
2013-14	1:19	1:26

STAGE WISE GROSS ENROLMENT RATION IN PAJASTHAN (GER)

YEARS	SECONARY/SR.SECONDARY STAGE (CLASS9-12) AGE GROUP(1 -17)		
	BOYS	GIRLS	TOTAL
1950-51	3.10	0.50	1.80
1955-56	6.80	0.60	3.80
1960-61	11.50	1.80	6.80
1965-66	16.70	2.40	9.80
1970-71	20.00	3.80	12.20
1975-76	22.60	4.80	14.00
1980-81	35.40	7.80	21.80
1985-86	26.40	6.00	16.60
1990-91	34.10	10.40	23.20
1995-96	28.70	10.20	19.90
1996-97	29.30	10.10	20.50
1997-98	30.40	11.70	21.50
1998-99	28.65	11.42	20.40
1999-00	29.57	11.70	21.00
2000-01	31.59	13.00	22.68
2001-02	34.01	14.15	24.50
2002-03	35.56	15.17	25.79
2003-04	40.10	18.37	29.96
2004-05	41.85	20.17	31.72
2005-06	43.03	22.78	33.63
2006-07	45.18	24.32	35.54
2007-08	47.33	28.33	38.52
2008-09	49.48	30.71	40.78
2009-10	53.01	34.45	44.88
2010-11	56.95	40.02	49.11
2011-12	64.78	44.65	55.10
2012-13	66.21	46.72	56.80
2013-14	63.84	49.09	56.93

**OFFICE OF THE DIRECTOR,SECONDARY EDUCATION,RAJASTHAN,BIKANER
DROP-OUT SC PERCANTGE(CLASS-9 TO 12)**

YEARS	BOYS	GIRLS	TOTAL
2008-09	48.91	45.69	49.98
2009-10	44.63	38.61	42.77
2010-11	31.65	27.15	30.20
2011-12	27.84	27.63	27.77
2012-13	22.30	23.76	22.82
2013-14	29.90	35.57	32.05

**OFFICE OF THE DIRECTOR,SECONDARY EDUCATION,RAJASTHAN,BIKANER
DROP-OUT ST PERCANTGE(CLASS-9 TO 12)**

YEARS	BOYS	GIRLS	TOTAL
2008-09	50.88	48.99	50.30
2009-10	46.07	46.83	46.32
2010-11	27.57	28.39	27.85
2011-12	26.80	30.97	28.32
2012-13	18.70	24.18	20.82
2013-14	33.33	44.92	36.41

**OFFICE OF THE DIRECTOR,SECONDARY EDUCATION,RAJASTHAN,BIKANER
DROP-OUT OBC PERCANTGE(CLASS-9 TO 12)**

YEARS	BOYS	GIRLS	TOTAL
2008-09	45.22	41.09	43.95
2009-10	23.87	20.15	22.69
2010-11	25.17	16.82	22.40
2011-12	21.40	18.61	20.41
2012-13	15.13	07.80	12.47
2013-14	19.86	21.04	20.31

GENDER PARITY INDEX

Gender Parity Index (GPI) is calculated by dividing girls GER by boys GER of a given level of education (class 9 to 12), it measures progress to words gender equity in education. When the GPI shows a value equal to 1, it shows that there is no gender disparity.

YEAR	GPI
2009-10	0.65
2010-11	0.70
2011-12	0.69
2012-13	0.71
2013-14	0.77


PART-II

STATE TABLES

2013-2014

OFFICE OF THE DIRECTOR, SECONDARY EDUCATION, RAJASTHAN, BIKANER
 MANAGEMENT WISE SCHOOLS, YEAR 2013-14

	GOVERNMENT			LOCAL-BODIES			AIDED SCHOOL			UN-AIDED SCHOOLS			GRAND TOTAL		
	BOYS	GIRLS	TOTAL	BOYS	GIRLS	TOTAL	BOYS	GIRLS	TOTAL	BOYS	GIRLS	TOTAL	BOYS	GIRLS	TOTAL
PRIMARY	8311	528	8839	0	0	0	0	0	0	7342	103	7445	15653	631	16284
SECONDARY	3745	637	4382	0	0	0	0	0	0	5760	187	5947	9505	824	10329
TOTAL	12056	1165	13221	0	0	0	0	0	0	13102	290	13392	25158	1455	26613



OFFICE OF THE DIRECTOR, SECONDARY EDUCATION, RAJASTHAN, BIKANER
 MANAGEMENT WISE ENROLMENT, YEAR 2013-14

SCHOOL	GOVERNMENT			LOCAL-BODIES			AIDED SCHOOL			UN-AIDED SCHOOLS			GRAND TOTAL		
	BOYS	GIRLS	TOTAL	BOYS	GIRLS	TOTAL	BOYS	GIRLS	TOTAL	BOYS	GIRLS	TOTAL	BOYS	GIRLS	TOTAL
SECONDARY	633075	595744	1228819	0	0	0	0	0	0	686353	413450	1099803	1319428	1009194	2328622
SR. SEC.	774830	620097	1394927	0	0	0	0	0	0	1394743	776577	2171320	2169573	1396674	3566247
TOTAL	1407905	1215841	2623746	0	0	0	0	0	0	2081096	1190027	3271123	3489001	2405868	5894869

OFFICE OF THE DIRECTOR, SECONDARY EDUCATION, RAJASTHAN, BIKANER

MANAGEMENT WISE SC ENROLMENT, YEAR 2013-14

SCHOOL	GOVERNMENT			LOCAL-BODIES			AIDED SCHOOL			UN-AIDED SCHOOLS			GRAND TOTAL		
	BOYS	GIRLS	TOTAL	BOYS	GIRLS	TOTAL	BOYS	GIRLS	TOTAL	BOYS	GIRLS	TOTAL	BOYS	GIRLS	TOTAL
SECONDARY	156906	129047	285953	0	0	0	0	0	0	96657	50731	147388	253563	179778	433341
SR. SECONDARY	190733	132542	323275	0	0	0	0	0	0	165494	90128	255622	356227	222670	578897
GRAND TOTAL	347639	261589	609228	0	0	0	0	0	0	262151	140859	403010	609790	402448	1012238

OFFICE OF THE DIRECTOR, SECONDARY EDUCATION, RAJASTHAN, BIKANER

MANAGEMENT WISE ST ENROLMENT, YEAR 2013-14

SCHOOL	GOVERNMENT			LOCAL-BODIES			AIDED SCHOOL			UN-AIDED SCHOOLS			GRAND TOTAL		
	BOYS	GIRLS	TOTAL	BOYS	GIRLS	TOTAL	BOYS	GIRLS	TOTAL	BOYS	GIRLS	TOTAL	BOYS	GIRLS	TOTAL
SECONDARY	131683	114273	245956	0	0	0	0	0	0	54613	27977	82590	186296	142250	328546
SR. SECONDARY	116745	96861	213606	0	0	0	0	0	0	113762	56017	169779	230507	152878	383385
GRAND TOTAL	248428	211134	459562	0	0	0	0	0	0	168375	83994	252369	416803	295128	711931

OFFICE OF THE DIRECTOR, SECONDARY EDUCATION, RAJASTHAN, BIKANER
 MANAGEMENT WISE OBC ENROLMENT, YEAR 2013-14

	GOVERNMENT			LOCAL-BODIES			AIDED SCHOOLS			UN-AIDED SCHOOLS			GRAND TOTAL		
	BOYS	GIRLS	TOTAL	BOYS	GIRLS	TOTAL	BOYS	GIRLS	TOTAL	BOYS	GIRLS	TOTAL	BOYS	GIRLS	TOTAL
RY	268039	248955	516994	0	0	0	0	0	0	337847	188328	526175	605886	437283	1043169
.	340128	271996	612124	0	0	0	0	0	0	725311	403493	1128804	1065439	675489	1740928
	608167	520951	1129118	0	0	0	0	0	0	1063158	591821	1654979	1671325	1112772	2784097

OFFICE OF THE DIRECTOR, SECONDARY EDUCATION, RAJASTHAN, BIKANER
 CLASS WISE ENROLMENT, YEAR 2013-14

CLASS	GOVERNMENT			A I D E D			NON - AIDED			GRAND TOTAL		
	BOYS	GIRLS	TOTAL	BOAY	GIRLS	TOTAL	BOYS	GIRLS	TOTAL	BOYS	GIRLS	TOTAL
PRE - PRIMARY	0	0	0	0	0	0	0	0	0	0	0	0
FIRST	0	0	0	0	0	0	0	0	0	0	0	0
SECOND	0	0	0	0	0	0	0	0	0	0	0	0
THIRD	0	0	0	0	0	0	0	0	0	0	0	0
FOURTH	0	0	0	0	0	0	0	0	0	0	0	0
FIFTH	0	0	0	0	0	0	0	0	0	0	0	0
TOTAL PRE-PRI. - 5th	0	0	0	0	0	0	0	0	0	0	0	0
SIXTH	156457	139528	295985	0	0	0	251817	158534	410351	408274	298062	706336
SEVENTH	166349	146952	313301	0	0	0	250961	151297	402258	417310	298249	715559
EIGHTH	177638	150710	328348	0	0	0	259173	152000	411173	436811	302710	739521
TOTAL 6th - 8th	500444	437190	937634	0	0	0	761951	461831	1223782	1262395	899021	2161416
NINTH	334461	306210	640671	0	0	0	349455	192544	541999	683916	498754	1182670
TENTH	245410	232836	478246	0	0	0	420026	226423	646449	665436	459259	1124695
ELEVENTH	184751	135315	320066	0	0	0	252172	152741	404913	436923	288056	724979
TWELVTH	142839	104290	247129	0	0	0	297492	156488	453980	440331	260778	701109
TOTAL 9th - 12th	907461	778651	1686112	0	0	0	1319145	728196	2047341	2226606	1506847	3733453
GRAND TOTAL	1407905	1215841	2623746	0	0	0	2081096	1190027	3271123	3489001	2405868	5894869

OFFICE OF THE DIRECTOR, SECONDARY EDUCATION, RAJASTHAN, BIKANER
 CLASS WISE SC ENROLMENT, YEAR 2013-14

CLASS	GOVERNMENT			A I D E D			NON - AIDED			GRAND TOTAL		
	BOYS	GIRLS	TOTAL	BOAY	GIRLS	TOTAL	BOYS	GIRLS	TOTAL	BOYS	GIRLS	TOTAL
PRE - PRIMARY	0	0	0	0	0	0	0	0	0	0	0	0
FIRST	0	0	0	0	0	0	0	0	0	0	0	0
SECOND	0	0	0	0	0	0	0	0	0	0	0	0
THIRD	0	0	0	0	0	0	0	0	0	0	0	0
FOURTH	0	0	0	0	0	0	0	0	0	0	0	0
FIFTH	0	0	0	0	0	0	0	0	0	0	0	0
TOTAL PRE-PRI. - 5th	0	0	0	0	0	0	0	0	0	0	0	0
SIXTH	43480	34045	77525	0	0	0	33138	19454	52592	76618	53499	130117
SEVENTH	44426	34014	78440	0	0	0	30761	17677	48438	75187	51691	126878
EIGHTH	46314	34115	80429	0	0	0	32879	17976	50855	79193	52091	131284
TOTAL 6th - 8th	134220	102174	236394	0	0	0	96778	55107	151885	230998	157281	388279
NINTH	82357	66633	148990	0	0	0	44813	23566	68379	127170	90199	217369
TENTH	58169	48045	106214	0	0	0	55740	26944	82684	113909	74989	188898
ELEVENTH	40005	24964	64969	0	0	0	30354	17304	47658	70359	42268	112627
TWELVTH	32888	19773	52661	0	0	0	34466	17938	52404	67354	37711	105065
TOTAL 9th - 12th	213419	159415	372834	0	0	0	165373	85752	251125	378792	245167	623959
GRAND TOTAL	347639	261589	609228	0	0	0	262151	140859	403010	609790	402448	1012238

OFFICE OF THE DIRECTOR, SECONDARY EDUCATION, RAJASTHAN, BIKANER
 CLASS WISE ST ENROLMENT, YEAR 2013-14

CLASS	GOVERNMENT			A I D E D			NON - AIDED			GRAND TOTAL		
	BOYS	GIRLS	TOTAL	BOAY	GIRLS	TOTAL	BOYS	GIRLS	TOTAL	BOYS	GIRLS	TOTAL
PRE - PRIMARY	0	0	0	0	0	0	0	0	0	0	0	0
FIRST	0	0	0	0	0	0	0	0	0	0	0	0
SECOND	0	0	0	0	0	0	0	0	0	0	0	0
THIRD	0	0	0	0	0	0	0	0	0	0	0	0
FOURTH	0	0	0	0	0	0	0	0	0	0	0	0
FIFTH	0	0	0	0	0	0	0	0	0	0	0	0
TOTAL PRE-PRI. - 5th	0	0	0	0	0	0	0	0	0	0	0	0
SIXTH	30951	24762	55713	0	0	0	17837	9297	27134	48788	34059	82847
SEVENTH	32058	25416	57474	0	0	0	18180	9566	27746	50238	34982	85220
EIGHTH	31859	25182	57041	0	0	0	19087	9770	28857	50946	34952	85898
TOTAL 6th - 8th	94868	75360	170228	0	0	0	55104	28633	83737	149972	103993	253965
NINTH	60628	53076	113704	0	0	0	27861	13226	41087	88489	66302	154791
TENTH	44686	44900	89586	0	0	0	40599	19288	59887	85285	64188	149473
ELEVENTH	26414	21130	47544	0	0	0	20609	11643	32252	47023	32773	79796
TWELVTH	21832	16668	38500	0	0	0	24202	11204	35406	46034	27872	73906
TOTAL 9th - 12th	153560	135774	289334	0	0	0	113271	55361	168632	266831	191135	457966
GRAND TOTAL	248428	211134	459562	0	0	0	168375	83994	252369	416803	295128	711931

OFFICE OF THE DIRECTOR, SECONDARY EDUCATION, RAJASTHAN, BIKANER
 CLASS WISE OBC ENROLMENT, YEAR 2013-14

CLASS	GOVERNMENT			A I D E D			NON - AIDED			GRAND TOTAL		
	BOYS	GIRLS	TOTAL	BOAY	GIRLS	TOTAL	BOYS	GIRLS	TOTAL	BOYS	GIRLS	TOTAL
PRE - PRIMARY	0	0	0	0	0	0	0	0	0	0	0	0
FIRST	0	0	0	0	0	0	0	0	0	0	0	0
SECOND	0	0	0	0	0	0	0	0	0	0	0	0
THIRD	0	0	0	0	0	0	0	0	0	0	0	0
FOURTH	0	0	0	0	0	0	0	0	0	0	0	0
FIFTH	0	0	0	0	0	0	0	0	0	0	0	0
TOTAL PRE-PRI. - 5th	0	0	0	0	0	0	0	0	0	0	0	0
SIXTH	189127	136946	326073	0	0	0	0	0	0	189127	136946	326073
SEVENTH	196213	137364	333577	0	0	0	0	0	0	196213	137364	333577
EIGHTH	206664	141442	348106	0	0	0	0	0	0	206664	141442	348106
TOTAL 6th - 8th	592004	415752	1007756	0	0	0	0	0	0	592004	415752	1007756
NINTH	318790	216790	535580	0	0	0	0	0	0	318790	216790	535580
TENTH	312185	200803	512988	0	0	0	0	0	0	312185	200803	512988
ELEVENTH	221910	143824	365734	0	0	0	0	0	0	221910	143824	365734
TWELFTH	226436	135603	362039	0	0	0	0	0	0	226436	135603	362039
TOTAL 9th - 12th	1079321	697020	1776341	0	0	0	0	0	0	1079321	697020	1776341
GRAND TOTAL	1671325	1112772	2784097	0	0	0	0	0	0	1671325	1112772	2784097

**OFFICE OF THE DIRECTOR,SECONDARY EDUCATION,RAJASTHAN,BIKANER
FACULTY WISE ENROLMENT ,YEAR 2013-14**

CLASS	ARTS			SCIENCE			COMMERCE			GRAND TOTAL		
	BOYS	GIRLS	TOTAL	BOYS	GIRLS	TOTAL	BOYS	GIRLS	TOTAL	BOYS	GIRLS	TOTAL
ELEVENTH	261818	209521	471339	119993	50006	169999	55112	28529	83641	436923	288056	724979
TWELVETH	249979	186911	436890	130681	46361	177042	59671	27506	87177	440331	260778	701109
TOTAL	511797	396432	908229	250674	96367	347041	114783	56035	170818	877254	548834	1426088

**OFFICE OF THE DIRECTOR,SECONDARY EDUCATION,RAJASTHAN,BIKANER
FACULTY WISE SHEDULE CAST ENROLMENT ,YEAR 2013-14**

CLASS	ARTS			SCIENCE			COMMERCE			GRAND TOTAL		
	BOYS	GIRLS	TOTAL	BOYS	GIRLS	TOTAL	BOYS	GIRLS	TOTAL	BOYS	GIRLS	TOTAL
ELEVENTH	47121	32897	80018	17018	6406	23424	6220	2965	9185	70359	42268	112627
TWELVETH	43721	28909	72630	17283	5986	23269	6350	2816	9166	67354	37711	105065
TOTAL	90842	61806	152648	34301	12392	46693	12570	5781	18351	137713	79979	217692

**OFFICE OF THE DIRECTOR,SECONDARY EDUCATION,RAJASTHAN,BIKANER
FACULTY WISE SHEDULE TRIBE ENROLMENT ,YEAR 2013-14**

CLASS	ARTS			SCIENCE			COMMERCE			GRAND TOTAL		
	BOYS	GIRLS	TOTAL	BOYS	GIRLS	TOTAL	BOYS	GIRLS	TOTAL	BOYS	GIRLS	TOTAL
ELEVENTH	34214	27884	62098	10426	3807	14233	2383	1082	3465	47023	32773	79796
TWELVETH	33163	23733	56896	10688	3179	13867	2183	960	3143	46034	27872	73906
TOTAL	67377	51617	118994	21114	6986	28100	4566	2042	6608	93097	60645	153702

OFFICE OF THE DIRECTOR, SECONDARY EDUCATION, RAJASTHAN, BIKANER

TRAINED AND UNTRAINED TEACHERS, YEAR 2013-14 F

SCHOOL	TRAINED TEACHERS			UNTRAINED TEACHERS			TOTAL (TRAINED+UNTRAINED)		
	MALE	FEMALE	TOTAL	MALE	FEMALE	TOTAL	MALE	FEMALE	TOTAL
SECONDARY									
GOVERNMENT	34255	10240	44495	18	20	38	34273	10260	44533
AIDED	0	0	0	0	0	0	0	0	0
NON-AIDED	39225	18565	57790	9066	8230	17296	48291	26795	75086
	73480	28805	102285	9084	8250	17334	82564	37055	119619
ESR. SECONDARY									
GOVERNMENT	29441	10661	40102	0	10	10	29441	10671	40112
AIDED	0	0	0	0	0	0	0	0	0
NON-AIDED	55209	24640	79849	7362	5727	13089	62571	30367	92938
	84650	35301	119951	7362	5737	13099	92012	41038	133050
GRAND TOTAL	158130	64106	222236	16446	13987	30433	174576	78093	252669

Director of Secondary Education Rajasthan Bikaner

Post Wise and Mangement Wise Teacher in Secondary Schools

S.no	Post	Govt.			Non Govt.			Total		
		M	F	T	M	F	T	M	F	T
1	Head Master	4501	516	5017	6349	1131	7480	10850	1647	12497
2	Senior Teacher	23,201	6953	30154	19134	7397	26531	42335	14350	56685
3	Teacher	6571	2791	9362	22808	18267	41075	29379	21058	50437
4	Total	34273	10260	44533	48291	26795	75086	82564	37055	119619

45-B

Director of Secondary Education Rajasthan Bikaner

Post Wise and Mangement Wise Teacher in Senior Secondary Schools

S.no	Post	Govt.			Non Govt.			Total		
		M	F	T	M	F	T	M	F	T
1	Principal	2307	431	2738	5168	752	5920	7475	1183	8658
2	Lecturer	9954	3608	13562	21845	7019	28864	31799	10627	42426
3	Senior Teacher	13974	5492	19466	19187	8630	27817	33161	14122	47283
4	Teacher	3206	1140	4346	16371	13966	30337	19577	15106	34683
	Total	29441	10671	40112	62571	30367	92938	92012	41038	133050

45.c

OFFICE OF THE DIRECTOR, SECONDARY EDUCATION, RAJASTHAN, BIKANER
 TRAINED AND UNTRAINED SC TEACHERS, YEAR 2013-14

LEVEL	TRAINED TEACHERS			UNTRAINED TEACHERS			TOTAL (TRAINED+UNTRAINED)		
	MALE	FEMALE	TOTAL	MALE	FEMALE	TOTAL	MALE	FEMALE	TOTAL
PRIMARY	5823	1198	7021	10	4	14	5833	1202	7035
DED	0	0	0	0	0	0	0	0	0
	6370	1766	8136	996	566	1562	7366	2332	9698
SECONDARY	12193	2964	15157	1006	570	1576	13199	3534	16733
MENT	4395	1306	5701	137	1	138	4532	1307	5839
DED	0	0	0	0	0	0	0	0	0
	6740	1702	8442	722	365	1087	7462	2067	9529
	11135	3008	14143	859	366	1225	11994	3374	15368
TOTAL	23328	5972	29300	1865	936	2801	25193	6908	32101

OFFICE OF THE DIRECTOR, SECONDARY EDUCATION, RAJASTHAN, BIKANER
 TRAINED AND UNTRAINED ST TEACHERS, YEAR 2013-14

SCHOOL	TRAINED TEACHERS			UNTRAINED TEACHERS			TOTAL (TRAINED+UNTRAINED)		
	MALE	FEMALE	TOTAL	MALE	FEMALE	TOTAL	MALE	FEMALE	TOTAL
SECONDARY									
GOVERNMENT	4091	760	4851	12	13	25	4103	773	4876
AIDED	0	0	0	0	0	0	0	0	0
NON-AIDED	2706	704	3410	506	171	677	3212	875	4087
	6797	1464	8261	518	184	702	7315	1648	8963
SR. SECONDARY									
GOVERNMENT	2456	578	3034	85	0	85	2541	578	3119
AIDED	0	0	0	0	0	0	0	0	0
NON-AIDED	2351	620	2971	364	103	467	2715	723	3438
	4807	1198	6005	449	103	552	5256	1301	6557
GRAND TOTAL	11604	2662	14266	967	287	1254	12571	2949	15520

OFFICE OF THE DIRECTOR, SECONDARY EDUCATION, RAJASTHAN, BIKANER

TRAINED AND UNTRAINED OBC TEACHERS, YEAR 2013-14

SCHOOL	TRAINED TEACHERS			UNTRAINED TEACHERS			TOTAL (TRAINED+UNTRAINED)		
	MALE	FEMALE	TOTAL	MALE	FEMALE	TOTAL	MALE	FEMALE	TOTAL
SECONDARY									
GOVERNMENT	13359	3275	16634	0	0	0	13359	3275	16634
AIDED	0	0	0	0	0	0	0	0	0
NON-AIDED	22426	9177	31603	0	0	0	22426	9177	31603
	35785	12452	48237	0	0	0	35785	12452	48237
SR. SECONDARY									
GOVERNMENT	9874	3072	12946	0	0	0	9874	3072	12946
AIDED	0	0	0	0	0	0	0	0	0
NON-AIDED	27432	9671	37103	0	0	0	27432	9671	37103
	37306	12743	50049	0	0	0	37306	12743	50049
GRAND TOTAL	73091	25195	98286	0	0	0	73091	25195	98286

OFFICE OF THE DIRECTOR, SECONDARY EDUCATION, RAJASTHAN, BIKANER

MANAGEMENT WISE SCHOOLS IN RURAL AREA, YEAR 2013-14

SCHOOL	GOVERNMENT			LOCAL-BODIES			AIDED SCHOOL			UN-AIDED SCHOOLS			GRAND TOTAL		
	BOYS	GIRLS	TOTAL	BOYS	GIRLS	TOTAL	BOYS	GIRLS	TOTAL	BOYS	GIRLS	TOTAL	BOYS	GIRLS	TOTAL
SECONDARY	8012	467	8479	0	0	0	0	0	0	4558	18	4576	12570	485	13055
Sr. SECONDARY	3436	348	3784	0	0	0	0	0	0	3255	28	3283	6691	376	7067
GRAND TOTAL	11448	815	12263	0	0	0	0	0	0	7813	46	7859	19261	861	20122

OFFICE OF THE DIRECTOR, SECONDARY EDUCATION, RAJASTHAN, BIKANER
 MANAGEMENT WISE ENROLMENT IN RURAL AREA, YEAR 2013-14

	GOVERNMENT			LOCAL-BODIES			AIDED SCHOOL			UN-AIDED SCHOOLS			GRAND TOTAL		
	BOYS	GIRLS	TOTAL	BOYS	GIRLS	TOTAL	BOYS	GIRLS	TOTAL	BOYS	GIRLS	TOTAL	BOYS	GIRLS	TOTAL
ARY	599607	563979	1163586	0	0	0	0	0	0	438834	249406	688240	1038441	813385	1851826
..	607162	465102	1072264	0	0	0	0	0	0	708867	396182	1105049	1316029	861284	2177313
	1206769	1029081	2235850	0	0	0	0	0	0	1147701	645588	1793289	2354470	1674669	4029139

OFFICE OF THE DIRECTOR, SECONDARY EDUCATION, RAJASTHAN, BIKANER

MANAGEMENT WISE SC ENROLMENT IN RURAL AREA, YEAR 2013-14

	GOVERNMENT			LOCAL-BODIES			AIDED SCHOOL			UN-AIDED SCHOOLS			GRAND TOTAL		
	BOYS	GIRLS	TOTAL	BOYS	GIRLS	TOTAL	BOYS	GIRLS	TOTAL	BOYS	GIRLS	TOTAL	BOYS	GIRLS	TOTAL
PRIMARY	141128	113682	254810	0	0	0	0	0	0	60022	30002	90024	201150	143684	344834
SECONDARY	147736	97661	245397	0	0	0	0	0	0	90042	47552	137594	237778	145213	382991
TOTAL	288864	211343	500207	0	0	0	0	0	0	150064	77554	227618	438928	288897	727825

OFFICE OF THE DIRECTOR, SECONDARY EDUCATION, RAJASTHAN, BIKANERI
 (MANAGEMENT WISE ST CANDIDATES ENROLMENT IN RURAL AREA, YEAR 2013-14)

SCHOOL	GOVERNMENT			LOCAL-BODIES			AIDED SCHOOL			UN-AIDED SCHOOLS			GRAND TOTAL		
	BOYS	GIRLS	TOTAL	BOYS	GIRLS	TOTAL	BOYS	GIRLS	TOTAL	BOYS	GIRLS	TOTAL	BOYS	GIRLS	TOTAL
SECONDARY	127172	111039	238211	0	0	0	0	0	0	40021	21511	61532	167193	132550	299743
SR. SECONDARY	102612	87832	190444	0	0	0	0	0	0	58525	31866	90391	161137	119698	280835
GRAND TOTAL	229784	198871	428655	0	0	0	0	0	0	98546	53377	151923	328330	252248	580578

OFFICE OF THE DIRECTOR, SECONDARY EDUCATION, RAJASTHAN, BIKANER

MANAGEMENT WISE OBC ENROLMENT IN RURAL AREA, YEAR 2013-14

SCHOOL	GOVERNMENT			LOCAL-BODIES			AIDED SCHOOL			UN-AIDED SCHOOLS			GRAND TOTAL		
	BOYS	GIRLS	TOTAL	BOYS	GIRLS	TOTAL	BOYS	GIRLS	TOTAL	BOYS	GIRLS	TOTAL	BOYS	GIRLS	TOTAL
SECONDARY	238428	222045	460473	0	0	0	0	0	0	216245	132030	348275	454673	354075	808748
SR. SEC.	270670	208587	479257	0	0	0	0	0	0	386834	223091	609925	657504	431678	1089182
TOTAL	509098	430632	939730	0	0	0	0	0	0	603079	355121	958200	1112177	785753	1897930

OFFICE OF THE DIRECTOR, SECONDARY EDUCATION, RAJASTHAN, BIKANER
 CLASS WISE ENROLMENT IN RURAL AREA, YEAR 2013-14

CLASS	GOVERNMENT			A I D E D			NON - AIDED			GRAND TOTAL		
	BOYS	GIRLS	TOTAL	BOAY	GIRLS	TOTAL	BOYS	GIRLS	TOTAL	BOYS	GIRLS	TOTAL
PRE - PRIMARY	0	0	0	0	0	0	0	0	0	0	0	0
FIRST	0	0	0	0	0	0	0	0	0	0	0	0
SECOND	0	0	0	0	0	0	0	0	0	0	0	0
THIRD	0	0	0	0	0	0	0	0	0	0	0	0
FOURTH	0	0	0	0	0	0	0	0	0	0	0	0
FIFTH	0	0	0	0	0	0	0	0	0	0	0	0
TOTAL PRE-PRI. - 5th	0	0	0	0	0	0	0	0	0	0	0	0
SIXTH	147665	127711	275376	0	0	0	149602	86740	236342	297267	214451	511718
SEVENTH	156934	133321	290255	0	0	0	146588	80251	226839	303522	213572	517094
EIGHTH	167905	137293	305198	0	0	0	150864	79685	230549	318769	216978	535747
TOTAL 6th - 8th	472504	398325	870829	0	0	0	447054	246676	693730	919558	645001	1564559
NINTH	300268	264751	565019	0	0	0	201012	108927	309939	501280	373678	874958
TENTH	215279	200238	415517	0	0	0	244074	132508	376582	459353	332746	792099
ELEVENTH	127170	94657	221827	0	0	0	121934	80262	202196	249104	174919	424023
TWELVTH	91548	71110	162658	0	0	0	133627	77215	210842	225175	148325	373500
TOTAL 9th - 12th	734265	630756	1365021	0	0	0	700647	398912	1099559	1434912	1029668	2464580
GRAND TOTAL	1206769	1029081	2235850	0	0	0	1147701	645588	1793289	2354470	1674669	4029139

OFFICE OF THE DIRECTOR, SECONDARY EDUCATION, RAJASTHAN, BIKANER

CLASS WISE SC ENROLMENT IN RURAL AREA, YEAR 2013-14

CLASS	GOVERNMENT			A I D E D			NON - AIDED			GRAND TOTAL		
	BOYS	GIRLS	TOTAL	BOAY	GIRLS	TOTAL	BOYS	GIRLS	TOTAL	BOYS	GIRLS	TOTAL
PRE - PRIMARY	0	0	0	0	0	0	0	0	0	0	0	0
FIRST	0	0	0	0	0	0	0	0	0	0	0	0
SECOND	0	0	0	0	0	0	0	0	0	0	0	0
THIRD	0	0	0	0	0	0	0	0	0	0	0	0
FOURTH	0	0	0	0	0	0	0	0	0	0	0	0
FIFTH	0	0	0	0	0	0	0	0	0	0	0	0
TOTAL PRE-PRI. - 5th	0	0	0	0	0	0	0	0	0	0	0	0
SIXTH	39736	29872	69608	0	0	0	20247	11041	31288	59983	40913	100896
SEVENTH	40906	29871	70777	0	0	0	18362	8941	27303	59268	38812	98080
EIGHTH	42498	29861	72359	0	0	0	19391	9592	28983	61889	39453	101342
TOTAL 6th - 8th	123140	89604	212744	0	0	0	58000	29574	87574	181140	119178	300318
NINTH	69753	54626	124379	0	0	0	26324	13198	39522	96077	67824	163901
TENTH	49111	38374	87485	0	0	0	32584	15596	48180	81695	53970	135665
ELEVENTH	26480	16499	42979	0	0	0	15183	9342	24525	41663	25841	67504
TWELVTH	20380	12240	32620	0	0	0	17973	9844	27817	38353	22084	60437
TOTAL 9th - 12th	165724	121739	287463	0	0	0	92064	47980	140044	257788	169719	427507
GRAND TOTAL	288864	211343	500207	0	0	0	150064	77554	227618	438928	288897	727825

OFFICE OF THE DIRECTOR, SECONDARY EDUCATION, RAJASTHAN, BIKANER

CLASS WISE ST ENROLMENT IN RURAL AREA, YEAR 2013-14

CLASS	GOVERNMENT			A I D E D			NON - AIDED			GRAND TOTAL		
	BOYS	GIRLS	TOTAL	BOAY	GIRLS	TOTAL	BOYS	GIRLS	TOTAL	BOYS	GIRLS	TOTAL
PRE - PRIMARY	0	0	0	0	0	0	0	0	0	0	0	0
FIRST	0	0	0	0	0	0	0	0	0	0	0	0
SECOND	0	0	0	0	0	0	0	0	0	0	0	0
THIRD	0	0	0	0	0	0	0	0	0	0	0	0
FOURTH	0	0	0	0	0	0	0	0	0	0	0	0
FIFTH	0	0	0	0	0	0	0	0	0	0	0	0
TOTAL PRE-PRI. - 5th	0	0	0	0	0	0	0	0	0	0	0	0
SIXTH	30299	24450	54749	0	0	0	11954	6279	18233	42253	30729	72982
SEVENTH	31250	24988	56238	0	0	0	11778	6129	17907	43028	31117	74145
EIGHTH	31196	24269	55465	0	0	0	11951	6483	18434	43147	30752	73899
TOTAL 6th - 8th	92745	73707	166452	0	0	0	35683	18891	54574	128428	92598	221026
NINTH	57380	51308	108688	0	0	0	17498	8543	26041	74878	59851	134729
TENTH	42004	42140	84144	0	0	0	24729	12843	37572	66733	54983	121716
ELEVENTH	20918	18113	39031	0	0	0	9920	6655	16575	30838	24768	55606
TWELVTH	16737	13603	30340	0	0	0	10716	6445	17161	27453	20048	47501
TOTAL 9th - 12th	137039	125164	262203	0	0	0	62863	34486	97349	199902	159650	359552
GRAND TOTAL	229784	198871	428655	0	0	0	98546	53377	151923	328330	252248	580578

OFFICE OF THE DIRECTOR, SECONDARY EDUCATION, RAJASTHAN, BIKANER
 CLASS WISE OBC ENROLMENT IN RURAL AREA, YEAR 2013-14

CLASS	GOVERNMENT			A I D E D			NON - AIDED			GRAND TOTAL		
	BOYS	GIRLS	TOTAL	BOAY	GIRLS	TOTAL	BOYS	GIRLS	TOTAL	BOYS	GIRLS	TOTAL
PRE - PRIMARY	0	0	0	0	0	0	0	0	0	0	0	0
FIRST	0	0	0	0	0	0	0	0	0	0	0	0
SECOND	0	0	0	0	0	0	0	0	0	0	0	0
THIRD	0	0	0	0	0	0	0	0	0	0	0	0
FOURTH	0	0	0	0	0	0	0	0	0	0	0	0
FIFTH	0	0	0	0	0	0	0	0	0	0	0	0
TOTAL PRE-PRI. - 5th	0	0	0	0	0	0	0	0	0	0	0	0
SIXTH	129547	98384	227931	0	0	0	0	0	0	129547	98384	227931
SEVENTH	140067	98206	238273	0	0	0	0	0	0	140067	98206	238273
EIGHTH	145238	101817	247055	0	0	0	0	0	0	145238	101817	247055
TOTAL 6th - 8th	414852	298407	713259	0	0	0	0	0	0	414852	298407	713259
NINTH	229416	162313	391729	0	0	0	0	0	0	229416	162313	391729
TENTH	216359	149209	365568	0	0	0	0	0	0	216359	149209	365568
ELEVENTH	130112	92903	223015	0	0	0	0	0	0	130112	92903	223015
TWELVTH	121438	82921	204359	0	0	0	0	0	0	121438	82921	204359
TOTAL 9th - 12th	697325	487346	1184671	0	0	0	0	0	0	697325	487346	1184671
GRAND TOTAL	1112177	785753	1897930	0	0	0	0	0	0	1112177	785753	1897930

OFFICE OF THE DIRECTOR, SECONDARY EDUCATION, RAJASTHAN, BIKANER
 TRAINED AND UNTRAINED TEACHERS IN RURAL AREA, YEAR 2013-14

SCHOOL	TRAINED TEACHERS			UNTRAINED TEACHERS			TOTAL (TRAINED+UNTRAINED)		
	MALE	FEMALE	TOTAL	MALE	FEMALE	TOTAL	MALE	FEMALE	TOTAL
SECONDARY									
GOVERNMENT AIDED	32822	8591	41413	14	21	35	32836	8612	41448
NON-AIDED	27155	8191	35346	6250	3758	10008	33405	11949	45354
	59977	16782	76759	6264	3779	10043	66241	20561	86802
ESR. SECONDARY									
GOVERNMENT AIDED	23792	5405	29197	0	0	0	23792	5405	29197
NON-AIDED	30224	9378	39602	4250	2330	6580	34474	11708	46182
	54016	14783	68799	4250	2330	6580	58266	17113	75379
GRAND TOTAL	113993	31565	145558	10514	6109	16623	124507	37674	162181

OFFICE OF THE DIRECTOR, SECONDARY EDUCATION, RAJASTHAN, BIKANER
 TRAINED AND UNTRAINED SC TEACHERS IN RURAL AREA, YEAR 2013-14

SCHOOL	TRAINED TEACHERS			UNTRAINED TEACHERS			TOTAL (TRAINED+UNTRAINED)		
	MALE	FEMALE	TOTAL	MALE	FEMALE	TOTAL	MALE	FEMALE	TOTAL
SECONDARY									
GOVERNMENT	5508	1068	6576	7	4	11	5515	1072	6587
AIDED	0	0	0	0	0	0	0	0	0
NON-AIDED	4343	857	5200	696	268	964	5039	1125	6164
	9851	1925	11776	703	272	975	10554	2197	12751
ESR. SECONDARY									
GOVERNMENT	3783	607	4390	6	5	11	3789	612	4401
AIDED	0	0	0	0	0	0	0	0	0
NON-AIDED	4147	799	4946	430	157	587	4577	956	5533
	7930	1406	9336	436	162	598	8366	1568	9934
GRAND TOTAL	17781	3331	21112	1139	434	1573	18920	3765	22685

OFFICE OF THE DIRECTOR, SECONDARY EDUCATION, RAJASTHAN, BIKANER
 RETAINED AND UNTRAINED ST TEACHERS IN RURAL AREA, YEAR 2013-14

SCHOOL	TRAINED TEACHERS			UNTRAINED TEACHERS			TOTAL (TRAINED+UNTRAINED)		
	MALE	FEMALE	TOTAL	MALE	FEMALE	TOTAL	MALE	FEMALE	TOTAL
SECONDRARY									
GOVERNMENT	3871	691	4562	3	3	6	3874	694	4568
AIDED	0	0	0	0	0	0	0	0	0
NON-AIDED	1903	336	2239	402	113	515	2305	449	2754
	5774	1027	6801	405	116	521	6179	1143	7322
ESR. SECONDARY									
GOVERNMENT	2339	296	2635	64	10	74	2403	306	2709
AIDED	0	0	0	0	0	0	0	0	0
NON-AIDED	1528	297	1825	263	58	321	1791	355	2146
	3867	593	4460	327	68	395	4194	661	4855
GRAND TOTAL	9641	1620	11261	732	184	916	10373	1804	12177

OFFICE OF THE DIRECTOR, SECONDARY EDUCATION, RAJASTHAN, BIKANER
 TRAINED AND UNTRAINED OBC TEACHERS IN RURAL AREA, YEAR 2013-14

SCHOOL	TRAINED TEACHERS			UNTRAINED TEACHERS			TOTAL (TRAINED+UNTRAINED)		
	MALE	FEMALE	TOTAL	MALE	FEMALE	TOTAL	MALE	FEMALE	TOTAL
SECONDARY									
GOVERNMENT	12283	2844	15127	0	0	0	12283	2844	15127
AIDED	0	0	0	0	0	0	0	0	0
NON-AIDED	15648	4458	20106	0	0	0	15648	4458	20106
	27931	7302	35233	0	0	0	27931	7302	35233
SR. SECONDARY									
GOVERNMENT	8357	1493	9850	0	0	0	8357	1493	9850
AIDED	0	0	0	0	0	0	0	0	0
NON-AIDED	17324	4260	21584	0	0	0	17324	4260	21584
	25681	5753	31434	0	0	0	25681	5753	31434
GRAND TOTAL	53612	13055	66667	0	0	0	53612	13055	66667

**OFFICE OF THE DIRECTOR,SECONDARY EDUCATION,RAJASTHAN,BIKANER
MANAGMENT WISE SCHOOL IN TRIBAL AREA, YEAR 2013-14**

SCHOOL	GOVERNMENT			PRIVATE SCHOOL			GRAND TOTAL		
	BOYS	GIRLS	TOTAL	BOYS	GIRLS	TOTAL	BOYS	GIRLS	TOTAL
SECONDARY	637	34	671	162	03	165	799	37	836
SR.SECONDARY	247	37	284	87	04	91	334	41	375
GRAND TOTAL	884	71	955	249	07	256	1133	78	1211

**OFFICE OF THE DIRECTOR,SECONDARY EDUCATION,RAJASTHAN,BIKANER
MANAGMENT WISE ENROLMENT IN TRIBAL AREA, YEAR 2013-14**

SCHOOL	GOVERNMENT			PRIVATE SCHOOL			GRAND TOTAL		
	BOYS	GIRLS	TOTAL	BOYS	GIRLS	TOTAL	BOYS	GIRLS	TOTAL
SECONDARY	79250	72248	151498	17276	8981	26257	96526	81229	177755
SR.SECONDARY	72998	58830	131828	20628	13332	33960	93626	72162	165788
GRAND TOTAL	152248	131078	283326	37904	22313	60217	190152	153391	343543

**OFFICE OF THE DIRECTOR,SECONDARY EDUCATION,RAJASTHAN,BIKANER
MANAGMENT WISE TEACHER IN TRIBAL AREA, YEAR 2013-14**

SCHOOL	GOVERNMENT			PRIVATE SCHOOL			GRAND TOTAL		
	BOYS	GIRLS	TOTAL	BOYS	GIRLS	TOTAL	BOYS	GIRLS	TOTAL
SECONDARY	2528	624	3152	1445	1201	2646	3973	1825	5798
SR.SECONDARY	1907	502	2409	1233	912	2145	3140	1414	4554
GRAND TOTAL	4435	1126	5561	2678	2113	4791	7113	3239	10352

OFFICE OF THE DIRECTOR, SECONDARY EDUCATION, RAJASTHAN, BIKANER
CLASS WISE ENROLMENT IN TRIBAL AREA, YEAR 2013-14

CLASS	BOYS	GIRLS	TOTAL
SIXTH	23803	18053	41856
SEVENTH	24468	18411	42879
EIGHTH	24094	18017	42111
TOTAL SIXTH TO EIGHTH	72365	54481	126846
NINETH	44701	36727	81428
TENTH	36676	32879	69565
ELEVENTH	19287	16002	35289
TWELVETH	17123	13292	30415
TOTAL NINETH TO TWELVETH	117787	98910	216697
GRAND TOTAL	190152	153391	343543

OFFICE OF THE DIRECTOR, SECONDARY EDUCATION, RAJASTHAN, BIKANER

DISTRICT WISE AND MANAGEMENT WISE SCHOOLS, YEAR 2013-14

(SECONDARY)IF

DISTRICT	GOVERNMENT			AIDED SCHOOL			UN-AIDED SCHOOLS			GRAND TOTAL		
	BOYS	GIRLS	TOTAL	BOYS	GIRLS	TOTAL	BOYS	GIRLS	TOTAL	BOYS	GIRLS	TOTAL
AJMER	257	22	279	0	0	0	202	10	212	459	32	491
ALWAR	425	17	442	0	0	0	537	2	539	962	19	981
BANSWARA	265	13	278	0	0	0	65	0	65	330	13	343
BARAN	184	6	190	0	0	0	135	0	135	319	6	325
BARMER	382	3	385	0	0	0	93	2	95	475	5	480
BHARTPUR	320	27	347	0	0	0	320	2	322	640	29	669
BHILWARA	314	27	341	0	0	0	93	3	96	407	30	437
BIKANER	213	28	241	0	0	0	210	8	218	423	36	459
BUNDI	162	10	172	0	0	0	110	1	111	272	11	283
CHITTORGARH	234	16	250	0	0	0	83	1	84	317	17	334
CHURU	300	20	320	0	0	0	246	5	251	546	25	571
DOUSA	211	11	222	0	0	0	236	5	241	447	16	463
DHOLPUR	162	6	168	0	0	0	149	3	152	311	9	320
DUNGARPUR	191	17	208	0	0	0	35	1	36	226	18	244
HANUMANGARH	202	16	218	0	0	0	297	0	297	499	16	515
JAIPUR	462	39	501	0	0	0	1242	11	1253	1704	50	1754
JAISALMER	123	4	127	0	0	0	25	0	25	148	4	152
JALORE	239	8	247	0	0	0	110	3	113	349	11	360
JHALAWAR	202	7	209	0	0	0	103	0	103	305	7	312
JHUNJHUNU	236	35	271	0	0	0	383	3	386	619	38	657
JODHPUR	340	18	358	0	0	0	343	14	357	683	32	715
KOTA	159	20	179	0	0	0	268	3	271	427	23	450
NAGAUR	410	34	444	0	0	0	382	1	383	792	35	827
PALI	277	21	298	0	0	0	135	2	137	412	23	435
RAJSAMAND	174	6	180	0	0	0	54	0	54	228	6	234
SWAIMADHOPUR	179	14	193	0	0	0	223	5	228	402	19	421
SHRI GANGANAGAR	313	11	324	0	0	0	224	3	227	537	14	551
SIKAR	317	24	341	0	0	0	469	6	475	786	30	816
SIROHI	133	3	136	0	0	0	31	2	33	164	5	169
TONK	194	11	205	0	0	0	169	2	171	363	13	376
UDAIPUR	408	21	429	0	0	0	124	3	127	532	24	556
KAROLI	202	10	212	0	0	0	217	2	219	419	12	431
PRATAPGARH	121	3	124	0	0	0	29	0	29	150	3	153
GRAND TOTAL	8311	528	8839	0	0	0	7342	103	7445	15653	631	16284

PART-III

DISTRICT TABLES

2013-2014

OFFICE OF THE DIRECTOR, SECONDARY EDUCATION, RAJASTHAN, BIKANER

DISTRICT WISE AND MANAGEMENT WISE SCHOOLS, YEAR 2013-14

(SR. SECONDARY)

DISTRICT	GOVERNMENT			AIDED SCHOOL			UN-AIDED SCHOOLS			GRAND TOTAL		
	BOYS	GIRLS	TOTAL	BOYS	GIRLS	TOTAL	BOYS	GIRLS	TOTAL	BOYS	GIRLS	TOTAL
AJMER	159	33	192	0	0	0	131	15	146	290	48	338
ALWAR	229	38	267	0	0	0	455	11	466	684	49	733
BANSWARA	91	18	109	0	0	0	43	0	43	134	18	152
BARAN	67	15	82	0	0	0	103	0	103	170	15	185
BARMER	68	12	80	0	0	0	44	0	44	112	12	124
BHARTPUR	151	16	167	0	0	0	263	7	270	414	23	437
BHILWARA	148	30	178	0	0	0	30	3	33	178	33	211
BIKANER	90	18	108	0	0	0	148	2	150	238	20	258
BUNDI	67	10	77	0	0	0	72	0	72	139	10	149
CHITTORGARH	108	18	126	0	0	0	24	0	24	132	18	150
CHURU	135	17	152	0	0	0	209	10	219	344	27	371
DOUSA	94	15	109	0	0	0	209	6	215	303	21	324
DHOLPUR	59	9	68	0	0	0	81	2	83	140	11	151
DUNGARPUR	93	11	104	0	0	0	14	0	14	107	11	118
HANUMANGARH	95	16	111	0	0	0	247	5	252	342	21	363
JAIPUR	278	54	332	0	0	0	1005	37	1042	1283	91	1374
JAISALMER	34	4	38	0	0	0	10	0	10	44	4	48
JALORE	81	8	89	0	0	0	74	0	74	155	8	163
JHALAWAR	82	17	99	0	0	0	38	0	38	120	17	137
JHUNJHUNU	177	26	203	0	0	0	470	15	485	647	41	688
JODHPUR	155	33	188	0	0	0	229	15	244	384	48	432
KOTA	94	28	122	0	0	0	230	0	230	324	28	352
NAGAUR	193	28	221	0	0	0	364	8	372	557	36	593
PALI	134	19	153	0	0	0	59	5	64	193	24	217
RAJSAMAND	86	14	100	0	0	0	27	0	27	113	14	127
SWAIMADHOPUR	69	12	81	0	0	0	118	5	123	187	17	204
SHRI GANGANAGAR	99	22	121	0	0	0	211	12	223	310	34	344
SIKAR	181	30	211	0	0	0	545	16	561	726	46	772
SIROHI	54	12	66	0	0	0	15	2	17	69	14	83
TONK	92	10	102	0	0	0	101	2	103	193	12	205
UDAIPUR	160	28	188	0	0	0	75	7	82	235	35	270
KAROLI	74	11	85	0	0	0	98	1	99	172	12	184
PRATAPGARH	48	5	53	0	0	0	18	1	19	66	6	72
GRAND TOTAL	3745	637	4382	0	0	0	5760	187	5947	9505	824	10329

OFFICE OF THE DIRECTOR, SECONDARY EDUCATION, RAJASTHAN, BIKANER

DISTRICT WISE AND MANAGEMENT WISE SCHOOLS, YEAR 2013-14

(CONSOLIDATED)

DISTRICT	GOVERNMENT			AIDED SCHOOL			UN-AIDED SCHOOLS			GRAND TOTAL		
	BOYS	GIRLS	TOTAL	BOYS	GIRLS	TOTAL	BOYS	GIRLS	TOTAL	BOYS	GIRLS	TOTAL
AJMER	416	55	471	0	0	0	333	25	358	749	80	829
ALWAR	654	55	709	0	0	0	992	13	1005	1646	68	1714
BANSWARA	356	31	387	0	0	0	108	0	108	464	31	495
BARAN	251	21	272	0	0	0	238	0	238	489	21	510
BARMER	450	15	465	0	0	0	137	2	139	587	17	604
BHARTPUR	471	43	514	0	0	0	583	9	592	1054	52	1106
BHILWARA	462	57	519	0	0	0	123	6	129	585	63	648
BIKANER	303	46	349	0	0	0	358	10	368	661	56	717
BUNDI	229	20	249	0	0	0	182	1	183	411	21	432
CHITTORGARH	342	34	376	0	0	0	107	1	108	449	35	484
CHURU	435	37	472	0	0	0	455	15	470	890	52	942
DOUSA	305	26	331	0	0	0	445	11	456	750	37	787
DHOLPUR	221	15	236	0	0	0	230	5	235	451	20	471
DUNGARPUR	284	28	312	0	0	0	49	1	50	333	29	362
HANUMANGARH	297	32	329	0	0	0	544	5	549	841	37	878
JAIPUR	740	93	833	0	0	0	2247	48	2295	2987	141	3128
JAISALMER	157	8	165	0	0	0	35	0	35	192	8	200
JALORE	320	16	336	0	0	0	184	3	187	504	19	523
JHALAWAR	284	24	308	0	0	0	141	0	141	425	24	449
JHUNJHUNU	413	61	474	0	0	0	853	18	871	1266	79	1345
JODHPUR	495	51	546	0	0	0	572	29	601	1067	80	1147
KOTA	253	48	301	0	0	0	498	3	501	751	51	802
NAGOUR	603	62	665	0	0	0	746	9	755	1349	71	1420
PALI	411	40	451	0	0	0	194	7	201	605	47	652
RAJSAMAND	260	20	280	0	0	0	81	0	81	341	20	361
SWAIMADHOPUR	248	26	274	0	0	0	341	10	351	589	36	625
SHRI GANGANAGAR	412	33	445	0	0	0	435	15	450	847	48	895
SIKAR	498	54	552	0	0	0	1014	22	1036	1512	76	1588
SIROHI	187	15	202	0	0	0	46	4	50	233	19	252
TONK	286	21	307	0	0	0	270	4	274	556	25	581
UDAIPUR	568	49	617	0	0	0	199	10	209	767	59	826
KAROLI	276	21	297	0	0	0	315	3	318	591	24	615
PRATAPGARH	169	8	177	0	0	0	47	1	48	216	9	225
GRAND TOTAL	12056	1165	13221	0	0	0	13102	290	13392	25158	1455	26613

OFFICE OF THE DIRECTOR, SECONDARY EDUCATION, RAJASTHAN, BIKANER
 DISTRICT WISE AND MANAGEMENT WISE ENROLMENT, YEAR 2013-14

(SECONDARY)IF

DISTRICT	GOVERNMENT			AIDED SCHOOL			UN-AIDED SCHOOLS			GRAND TOTAL		
	BOYS	GIRLS	TOTAL	BOYS	GIRLS	TOTAL	BOYS	GIRLS	TOTAL	BOYS	GIRLS	TOTAL
BARAN	23978	18126	42104	0	0	0	18942	9993	28935	42920	28119	71039
BANSWARA	26970	32877	59847	0	0	0	54845	31963	86808	81815	64840	146655
BHARATPUR	34028	30811	64839	0	0	0	6364	3537	9901	40392	34348	74740
BHILAI	11425	12177	23602	0	0	0	12479	7944	20423	23904	20121	44025
BHILWARA	30915	19612	50527	0	0	0	13533	5887	19420	44448	25499	69947
BUNDELKHAND	17015	21909	38924	0	0	0	29844	16059	45903	46859	37968	84827
CHITTOOR	28067	20290	48357	0	0	0	7907	4395	12302	35974	24685	60659
DEWAS	18018	16793	34811	0	0	0	22508	13723	36231	40526	30516	71042
DHOLPUR	12921	13108	26029	0	0	0	9734	4927	14661	22655	18035	40690
JALORE	16114	14326	30440	0	0	0	7958	3907	11865	24072	18233	42305
JAMNAGAR	22254	20183	42437	0	0	0	24097	15105	39202	46351	35288	81639
JODHPUR	12610	19264	31874	0	0	0	23175	12117	35292	35785	31381	67166
KANWAR	12202	15627	27829	0	0	0	16406	8173	24579	28608	23800	52408
KOTA	23886	25220	49106	0	0	0	4494	2219	6713	28380	27439	55819
MANGALAGIRI	16145	15786	31931	0	0	0	22086	17421	39507	38231	33207	71438
MORWARA	27458	36902	64360	0	0	0	100602	71997	172599	128060	108899	236959
NAGARKANANA	9137	3289	12426	0	0	0	3776	769	4545	12913	4058	16971
NALENDRA	22687	14243	36930	0	0	0	11214	4535	15749	33901	18778	52679
NARWAR	14902	13419	28321	0	0	0	12227	6036	18263	27129	19455	46584
NEEMUCH	10058	13787	23845	0	0	0	36472	23360	59832	46530	37147	83677
PHALWAR	27471	20587	48058	0	0	0	33530	19346	52876	61001	39933	100934
RAJASAMAND	12214	12098	24312	0	0	0	21120	14610	35730	33334	26708	60042
RAJGARH	25165	24760	49925	0	0	0	27498	15838	43336	52663	40598	93261
RAJSHIKHAR	23751	19313	43064	0	0	0	14318	7473	21791	38069	26786	64855
SIKAR	11588	7824	19412	0	0	0	4662	2681	7343	16250	10505	26755
SRI GANGA	12225	14260	26485	0	0	0	27650	14345	41995	39875	28605	68480
SRI RAJGARH	18631	17603	36234	0	0	0	17994	12704	30698	36625	30307	66932
TALASHAN	15587	17296	32883	0	0	0	38444	30801	69245	54031	48097	102128
TALWAR	17458	10870	28328	0	0	0	5045	1239	6284	22503	12109	34612
TONK	11399	13013	24412	0	0	0	19761	10361	30122	31160	23374	54534
UDHAPUR	40535	33423	73958	0	0	0	12249	7061	19310	52784	40484	93268
WAGHARIA	12321	14688	27009	0	0	0	22447	11176	33623	34768	25864	60632
WILSON	13940	12260	26200	0	0	0	2972	1748	4720	16912	14008	30920
TOTAL	633075	595744	1228819	0	0	0	686353	413450	1099803	1319428	1009194	2328622

OFFICE OF THE DIRECTOR, SECONDARY EDUCATION, RAJASTHAN, BIKANER

DISTRICT WISE AND MANAGEMENT WISE ENROLMENT, YEAR 2013-14

(SR. SECONDARY)IF

DISTRICT	GOVERNMENT			AIDED SCHOOL			UN-AIDED SCHOOLS			GRAND TOTAL		
	BOYS	GIRLS	TOTAL	BOYS	GIRLS	TOTAL	BOYS	GIRLS	TOTAL	BOYS	GIRLS	TOTAL
AJMER	41278	29039	70317	0	0	0	37133	22820	59953	78411	51859	130270
ALWAR	42999	35755	78754	0	0	0	94295	54890	149185	137294	90645	227939
BANSWARA	29101	22855	51956	0	0	0	9575	5406	14981	38676	28261	66937
BARAN	10522	9436	19958	0	0	0	24824	12676	37500	35346	22112	57458
BARMER	29304	17106	46410	0	0	0	18013	6537	24550	47317	23643	70960
BHARTPUR	24471	22276	46747	0	0	0	63110	30648	93758	87581	52924	140505
BHILWARA	38545	25555	64100	0	0	0	13409	8625	22034	51954	34180	86134
BIKANER	21107	15363	36470	0	0	0	38747	19893	58640	59854	35256	95110
BUNDI	14466	12011	26477	0	0	0	18279	8488	26767	32745	20499	53244
CHITTORGAR	21738	15831	37569	0	0	0	5092	2253	7345	26830	18084	44914
CHURU	22129	18211	40340	0	0	0	54278	31808	86086	76407	50019	126426
DOUSA	22101	22685	44786	0	0	0	57555	29378	86933	79656	52063	131719
DHOLPUR	13432	13380	26812	0	0	0	23856	10919	34775	37288	24299	61587
DUNGARPUR	27509	24972	52481	0	0	0	3668	1829	5497	31177	26801	57978
HANUMANGAR	14504	13236	27740	0	0	0	50171	32407	82578	64675	45643	110318
JAIPUR	58263	63143	121406	0	0	0	214697	136184	350881	272960	199327	472287
JAISALMER	6961	2015	8976	0	0	0	3036	1151	4187	9997	3166	13163
JALORE	17067	8940	26007	0	0	0	20973	7310	28283	38040	16250	54290
JHALAWAR	19136	13762	32898	0	0	0	11695	4804	16499	30831	18566	49397
JHUNJHUNU	20854	23611	44465	0	0	0	105167	65614	170781	126021	89225	215246
JODHPUR	31738	21526	53264	0	0	0	77894	40736	118630	109632	62262	171894
KOTA	15608	15667	31275	0	0	0	57114	28196	85310	72722	43863	116585
NAGAUR	30219	24892	55111	0	0	0	77851	41461	119312	108070	66353	174423
PALI	31233	19169	50402	0	0	0	16976	8238	25214	48209	27407	75616
RAJSAMAND	19647	14031	33678	0	0	0	5577	4421	9998	25224	18452	43676
S.M.	13184	9000	22184	0	0	0	36337	13952	50289	49521	22952	72473
SHRIGANGA.	15158	14603	29761	0	0	0	44000	31168	75168	59158	45771	104929
SIKAR	26772	25789	52561	0	0	0	121100	65876	186976	147872	91665	239537
SIROHI	14326	6766	21092	0	0	0	5106	2366	7472	19432	9132	28564
TONK	19444	14468	33912	0	0	0	25865	11957	37822	45309	26425	71734
UDAIPUR	34350	24038	58388	0	0	0	25825	17431	43256	60175	41469	101644
KAROLI	16169	12326	28495	0	0	0	29841	14472	44313	46010	26798	72808
PRATAPGAR	11495	8640	20135	0	0	0	3684	2663	6347	15179	11303	26482
TOTAL	774830	620097	1394927	0	0	0	1394743	776577	2171320	2169573	1396674	3566247

OFFICE OF THE DIRECTOR, SECONDARY EDUCATION, RAJASTHAN, BIKANER

DISTRICT WISE AND MANAGEMENT WISE ENROLMENT, YEAR 2013-14

(CONSOLIDATED)

DISTRICT	GOVERNMENT			AIDED SCHOOL			UN-AIDED SCHOOLS			GRAND TOTAL		
	BOYS	GIRLS	TOTAL	BOYS	GIRLS	TOTAL	BOYS	GIRLS	TOTAL	BOYS	GIRLS	TOTAL
AJMER	65256	47165	112421	0	0	0	56075	32813	88888	121331	79978	201309
ALWAR	69969	68632	138601	0	0	0	149140	86853	235993	219109	155485	374594
BANSWARA	63129	53666	116795	0	0	0	15939	8943	24882	79068	62609	141677
BARAN	21947	21613	43560	0	0	0	37303	20620	57923	59250	42233	101483
BARMER	60219	36718	96937	0	0	0	31546	12424	43970	91765	49142	140907
BHARTPUR	41486	44185	85671	0	0	0	92954	46707	139661	134440	90892	225332
BHILWARA	66612	45845	112457	0	0	0	21316	13020	34336	87928	58865	146793
BIKANER	39125	32156	71281	0	0	0	61255	33616	94871	100380	65772	166152
BUNDI	27387	25119	52506	0	0	0	28013	13415	41428	55400	38534	93934
CHITTORGAR	37852	30157	68009	0	0	0	13050	6160	19210	50902	36317	87219
CHURU	44383	38394	82777	0	0	0	78375	46913	125288	122758	85307	208065
DOUSA	34711	41949	76660	0	0	0	80730	41495	122225	115441	83444	198885
DHOLPUR	25634	29007	54641	0	0	0	40262	19092	59354	65896	48099	113995
DUNGARPUR	51395	50192	101587	0	0	0	8162	4048	12210	59557	54240	113797
HANUMANGAR	30649	29022	59671	0	0	0	72257	49828	122085	102906	78850	181756
JAIPUR	85721	100045	185766	0	0	0	315299	208181	523480	401020	308226	709246
JAISALMER	16098	5304	21402	0	0	0	6812	1920	8732	22910	7224	30134
JALORE	39754	23183	62937	0	0	0	32187	11845	44032	71941	35028	106969
JHALAWAR	34038	27181	61219	0	0	0	23922	10840	34762	57960	38021	95981
JHUNJHUNU	30912	37398	68310	0	0	0	141639	88974	230613	172551	126372	298923
JODHPUR	59209	42113	101322	0	0	0	111424	60082	171506	170633	102195	272828
KOTA	27822	27765	55587	0	0	0	78234	42806	121040	106056	70571	176627
NAGAU	55384	49652	105036	0	0	0	105349	57299	162648	160733	106951	267684
PALI	54984	38482	93466	0	0	0	31294	15711	47005	86278	54193	140471
RAJSAMAND	31235	21855	53090	0	0	0	10239	7102	17341	41474	28957	70431
S.M.	25409	23260	48669	0	0	0	63987	28297	92284	89396	51557	140953
SHRIGANGA.	33789	32206	65995	0	0	0	61994	43872	105866	95783	76078	171861
SIKAR	42359	43085	85444	0	0	0	159544	96677	256221	201903	139762	341665
SIROHI	31784	17636	49420	0	0	0	10151	3605	13756	41935	21241	63176
TONK	30843	27481	58324	0	0	0	45626	22318	67944	76469	49799	126268
UDAIPUR	74885	57461	132346	0	0	0	38074	24492	62566	112959	81953	194912
KAROLI	28490	27014	55504	0	0	0	52288	25648	77936	80778	52662	133440
PRATAPGAR	25435	20900	46335	0	0	0	6656	4411	11067	32091	25311	57402
TOTAL	1407905	1215841	2623746	0	0	0	2081096	1190027	3271123	3489001	2405868	5894869

OFFICE OF THE DIRECTOR, SECONDARY EDUCATION, RAJASTHAN, BIKANER

DISTRICT WISE AND MANAGEMENT WISE SC ENROLMENT, YEAR 2013-14

(SECONDARY)

DISTRICT	GOVERNMENT			AIDED SCHOOL			UN-AIDED SCHOOLS			GRAND TOTAL		
	BOYS	GIRLS	TOTAL	BOYS	GIRLS	TOTAL	BOYS	GIRLS	TOTAL	BOYS	GIRLS	TOTAL
AJMER	4348	3482	7830	0	0	0	2864	1759	4623	7212	5241	12453
ALWAR	6169	6685	12854	0	0	0	7149	4349	11498	13318	11034	24352
BANSWARA	1036	962	1998	0	0	0	301	148	449	1337	1110	2447
BARAN	2692	2585	5277	0	0	0	1734	737	2471	4426	3322	7748
BARMER	6431	3467	9898	0	0	0	1248	576	1824	7679	4043	11722
BHARTPUR	6240	6720	12960	0	0	0	5412	2671	8083	11652	9391	21043
BHILWARA	5530	3626	9156	0	0	0	1273	587	1860	6803	4213	11016
BIKANER	5879	4079	9958	0	0	0	1941	1134	3075	7820	5213	13033
BUNDI	3259	2792	6051	0	0	0	1320	725	2045	4579	3517	8096
CHITTORGAR	3270	2566	5836	0	0	0	988	476	1464	4258	3042	7300
CHURU	7821	5720	13541	0	0	0	2873	1553	4426	10694	7273	17967
DOUSA	4383	5029	9412	0	0	0	3689	1767	5456	8072	6796	14868
DHOLPUR	3433	3889	7322	0	0	0	3054	1600	4654	6487	5489	11976
DUNGARPUR	761	863	1624	0	0	0	204	84	288	965	947	1912
HANUMANGAR	9346	7743	17089	0	0	0	7699	4274	11973	17045	12017	29062
JAIPUR	8775	9274	18049	0	0	0	11408	6769	18177	20183	16043	36226
JAISALMER	2034	709	2743	0	0	0	272	54	326	2306	763	3069
JALORE	6396	3440	9836	0	0	0	1494	612	2106	7890	4052	11942
JHALAWAR	3351	2590	5941	0	0	0	1340	652	1992	4691	3242	7933
JHUNJHUNU	2349	2445	4794	0	0	0	4308	2493	6801	6657	4938	11595
JODHPUR	7646	4235	11881	0	0	0	5134	2407	7541	12780	6642	19422
KOTA	3994	3442	7436	0	0	0	3646	2362	6008	7640	5804	13444
NAGAU	8723	6218	14941	0	0	0	4468	1368	5836	13191	7586	20777
PALI	6084	4506	10590	0	0	0	1911	884	2795	7995	5390	13385
RAJSAMAND	1707	1224	2931	0	0	0	414	275	689	2121	1499	3620
S.M.	2565	2470	5035	0	0	0	4018	1538	5556	6583	4008	10591
SHRIGANGA.	10175	9302	19477	0	0	0	3689	2491	6180	13864	11793	25657
SIKAR	5667	5371	11038	0	0	0	3835	2310	6145	9502	7681	17183
SIROHI	4693	2607	7300	0	0	0	818	419	1237	5511	3026	8537
TONK	3425	2875	6300	0	0	0	2736	1241	3977	6161	4116	10277
UDAIPUR	2774	2668	5442	0	0	0	1092	623	1715	3866	3291	7157
KAROLI	4913	4458	9371	0	0	0	4026	1665	5691	8939	6123	15062
PRATAPGAR	1037	1005	2042	0	0	0	299	128	427	1336	1133	2469
TOTAL	156906	129047	285953	0	0	0	96657	50731	147388	253563	179778	433341

OFFICE OF THE DIRECTOR, SECONDARY EDUCATION, RAJASTHAN, BIKANER
 (DISTRICT WISE AND MANAGEMENT WISE SC ENROLMENT, YEAR 2013-14)

(SR. SECONDARY)

DISTRICT	GOVERNMENT			AIDED SCHOOL			UN-AIDED SCHOOLS			GRAND TOTAL		
	BOYS	GIRLS	TOTAL	BOYS	GIRLS	TOTAL	BOYS	GIRLS	TOTAL	BOYS	GIRLS	TOTAL
AJMER	9850	7116	16966	0	0	0	4909	2904	7813	14759	10020	24779
ALWAR	12119	10697	22816	0	0	0	11961	6186	18147	24080	16883	40963
BANSWARA	1723	1271	2994	0	0	0	561	267	828	2284	1538	3822
BARAN	2961	2236	5197	0	0	0	3582	1584	5166	6543	3820	10363
BARMER	6279	2677	8956	0	0	0	1736	629	2365	8015	3306	11321
BHARTPUR	8121	6496	14617	0	0	0	9085	4190	13275	17206	10686	27892
BHILWARA	7890	4765	12655	0	0	0	942	518	1460	8832	5283	14115
BIKANER	4928	2553	7481	0	0	0	2885	1495	4380	7813	4048	11861
BUNDI	3516	2431	5947	0	0	0	2524	1102	3626	6040	3533	9573
CHITTORGAR	4484	2800	7284	0	0	0	634	294	928	5118	3094	8212
CHURU	6155	3938	10093	0	0	0	5310	3279	8589	11465	7217	18682
DOUSA	7304	5435	12739	0	0	0	8863	4259	13122	16167	9694	25861
DHOLPUR	3171	2682	5853	0	0	0	3815	1727	5542	6986	4409	11395
DUNGARPUR	1402	1133	2535	0	0	0	218	113	331	1620	1246	2866
HANUMANGAR	5719	4397	10116	0	0	0	7298	6644	13942	13017	11041	24058
JAIPUR	16180	13735	29915	0	0	0	23041	13372	36413	39221	27107	66328
JAISALMER	1552	298	1850	0	0	0	249	105	354	1801	403	2204
JALORE	5461	2214	7675	0	0	0	2187	726	2913	7648	2940	10588
JHALAWAR	3998	2258	6256	0	0	0	1225	502	1727	5223	2760	7983
JHUNJHUNU	5862	5910	11772	0	0	0	11046	6856	17902	16908	12766	29674
JODHPUR	7855	3872	11727	0	0	0	7090	3013	10103	14945	6885	21830
KOTA	5298	4210	9508	0	0	0	9813	4706	14519	15111	8916	24027
NAGOUR	9511	5564	15075	0	0	0	5741	2825	8566	15252	8389	23641
PALI	8062	4525	12587	0	0	0	2328	1092	3420	10390	5617	16007
RAJSAMAND	3320	2012	5332	0	0	0	460	246	706	3780	2258	6038
S.M.	3620	1810	5430	0	0	0	4870	1707	6577	8490	3517	12007
SHRIGANGA	7693	6976	14669	0	0	0	9856	6955	16811	17549	13931	31480
SIKAR	7801	7376	15177	0	0	0	12626	7736	20362	20427	15112	35539
SIROHI	3128	1381	4509	0	0	0	468	61	529	3596	1442	5038
TONK	5923	3391	9314	0	0	0	3456	1605	5061	9379	4996	14375
UDAIPUR	2728	2172	4900	0	0	0	1771	1270	3041	4499	3442	7941
KAROLI	5896	3270	9166	0	0	0	4681	1915	6596	10577	5185	15762
PRATAPGAR	1223	941	2164	0	0	0	263	245	508	1486	1186	2672
TOTAL	190733	132542	323275	0	0	0	165494	90128	255622	356227	222670	578897

OFFICE OF THE DIRECTOR, SECONDARY EDUCATION, RAJASTHAN, BIKANER

DISTRICT WISE AND MANAGEMENT WISE SC ENROLMENT, YEAR 2013-14

(CONSOLIDATED)

DISTRICT	GOVERNMENT			AIDED SCHOOL			UN-AIDED SCHOOLS			GRAND TOTAL		
	BOYS	GIRLS	TOTAL	BOYS	GIRLS	TOTAL	BOYS	GIRLS	TOTAL	BOYS	GIRLS	TOTAL
AJMER	14198	10598	24796	0	0	0	7773	4663	12436	21971	15261	37232
ALWAR	18288	17382	35670	0	0	0	19110	10535	29645	37398	27917	65315
BANSWARA	2759	2233	4992	0	0	0	862	415	1277	3621	2648	6269
BARAN	5653	4821	10474	0	0	0	5316	2321	7637	10969	7142	18111
BARMER	12710	6144	18854	0	0	0	2984	1205	4189	15694	7349	23043
BHARTPUR	14361	13216	27577	0	0	0	14497	6861	21358	28858	20077	48935
BHILWARA	13420	8391	21811	0	0	0	2215	1105	3320	15635	9496	25131
BIKANER	10807	6632	17439	0	0	0	4826	2629	7455	15633	9261	24894
BUNDI	6775	5223	11998	0	0	0	3844	1827	5671	10619	7050	17669
CHITTORGAR	7754	5366	13120	0	0	0	1622	770	2392	9376	6136	15512
CHURU	13976	9658	23634	0	0	0	8183	4832	13015	22159	14490	36649
DOUSA	11687	10464	22151	0	0	0	12552	6026	18578	24239	16490	40729
DHOLPUR	6604	6571	13175	0	0	0	6869	3327	10196	13473	9898	23371
DUNGARPUR	2163	1996	4159	0	0	0	422	197	619	2585	2193	4778
HANUMANGAR	15065	12140	27205	0	0	0	14997	10918	25915	30062	23058	53120
JAIPUR	24955	23009	47964	0	0	0	34449	20141	54590	59404	43150	102554
JAISALMER	3586	1007	4593	0	0	0	521	159	680	4107	1166	5273
JALORE	11857	5654	17511	0	0	0	3681	1338	5019	15538	6992	22530
JHALAWAR	7349	4848	12197	0	0	0	2565	1154	3719	9914	6002	15916
JHUNJHUNU	8211	8355	16566	0	0	0	15354	9349	24703	23565	17704	41269
JODHPUR	15501	8107	23608	0	0	0	12224	5420	17644	27725	13527	41252
KOTA	9292	7652	16944	0	0	0	13459	7068	20527	22751	14720	37471
NAGAU	18234	11782	30016	0	0	0	10209	4193	14402	28443	15975	44418
PALI	14146	9031	23177	0	0	0	4239	1976	6215	18385	11007	29392
RAJSAMAND	5027	3236	8263	0	0	0	874	521	1395	5901	3757	9658
S.M.	6185	4280	10465	0	0	0	8888	3245	12133	15073	7525	22598
SHRIGANGA.	17868	16278	34146	0	0	0	13545	9446	22991	31413	25724	57137
SIKAR	13468	12747	26215	0	0	0	16461	10046	26507	29929	22793	52722
SIROHI	7821	3988	11809	0	0	0	1286	480	1766	9107	4468	13575
TONK	9348	6266	15614	0	0	0	6192	2846	9038	15540	9112	24652
UDAIPUR	5502	4840	10342	0	0	0	2863	1893	4756	8365	6733	15098
KAROLI	10809	7728	18537	0	0	0	8707	3580	12287	19516	11308	30824
PRATAPGAR	2260	1946	4206	0	0	0	562	373	935	2822	2319	5141
TOTAL	347639	261589	609228	0	0	0	262151	140859	403010	609790	402448	1012238

OFFICE OF THE DIRECTOR, SECONDARY EDUCATION, RAJASTHAN, BIKANER
 DISTRICT WISE AND MANAGEMENT WISE ST ENROLMENT, YEAR 2013-14

(SECONDARY)IF

DISTRICT	GOVERNMENT			AIDED SCHOOL			UN-AIDED SCHOOLS			GRAND TOTAL		
	BOYS	GIRLS	TOTAL	BOYS	GIRLS	TOTAL	BOYS	GIRLS	TOTAL	BOYS	GIRLS	TOTAL
AJMER	730	417	1147	0	0	0	286	252	538	1016	669	1685
ALWAR	2284	3013	5297	0	0	0	3906	2281	6187	6190	5294	11484
BANSWARA	29694	26094	55788	0	0	0	2894	1522	4416	32588	27616	60204
BARAN	3785	2808	6593	0	0	0	1845	673	2518	5630	3481	9111
BARMER	1608	464	2072	0	0	0	204	81	285	1812	545	2357
BHARTPUR	264	392	656	0	0	0	718	402	1120	982	794	1776
BHILWARA	2361	1519	3880	0	0	0	611	328	939	2972	1847	4819
BIKANER	16	49	65	0	0	0	76	67	143	92	116	208
BUNDI	2488	2841	5329	0	0	0	2004	838	2842	4492	3679	8171
CHITTORGAR	2119	1318	3437	0	0	0	233	106	339	2352	1424	3776
CHURU	100	102	202	0	0	0	249	129	378	349	231	580
DOUSA	3444	6442	9886	0	0	0	8177	3987	12164	11621	10429	22050
DHOLPUR	612	1101	1713	0	0	0	1446	640	2086	2058	1741	3799
DUNGARPUR	20391	20835	41226	0	0	0	1060	644	1704	21451	21479	42930
HANUMANGAR	26	21	47	0	0	0	39	43	82	65	64	129
JAIPUR	5246	6230	11476	0	0	0	9249	5445	14694	14495	11675	26170
JAISALMER	538	97	635	0	0	0	89	18	107	627	115	742
JALORE	1859	569	2428	0	0	0	347	95	442	2206	664	2870
JHALAWAR	2013	1911	3924	0	0	0	1703	591	2294	3716	2502	6218
JHUNJHUNU	233	292	525	0	0	0	692	436	1128	925	728	1653
JODHPUR	897	277	1174	0	0	0	510	239	749	1407	516	1923
KOTA	1517	1333	2850	0	0	0	2498	1517	4015	4015	2850	6865
NAGAUR	52	86	138	0	0	0	81	22	103	133	108	241
PALI	2053	1293	3346	0	0	0	309	103	412	2362	1396	3758
RAJSAMAND	1245	422	1667	0	0	0	116	75	191	1361	497	1858
S.M.	1918	2527	4445	0	0	0	3996	1753	5749	5914	4280	10194
SHRIGANGA.	11	5	16	0	0	0	207	105	312	218	110	328
SIKAR	285	277	562	0	0	0	627	401	1028	912	678	1590
SIROHI	4903	2142	7045	0	0	0	101	29	130	5004	2171	7175
TONK	2249	2017	4266	0	0	0	2687	938	3625	4936	2955	7891
UDAIPUR	23611	14569	38180	0	0	0	1687	928	2615	25298	15497	40795
KAROLI	2197	3860	6057	0	0	0	5353	3022	8375	7550	6882	14432
PRATAPGAR	10934	8950	19884	0	0	0	613	267	880	11547	9217	20764
TOTAL	131683	114273	245956	0	0	0	54613	27977	82590	186296	142250	328546

OFFICE OF THE DIRECTOR, SECONDARY EDUCATION, RAJASTHAN, BIKANER

DISTRICT WISE AND MANAGEMENT WISE ST ENROLMENT, YEAR 2013-14

(SR. SECONDARY)IF

DISTRICT	GOVERNMENT			AIDED SCHOOL			UN-AIDED SCHOOLS			GRAND TOTAL		
	BOYS	GIRLS	TOTAL	BOYS	GIRLS	TOTAL	BOYS	GIRLS	TOTAL	BOYS	GIRLS	TOTAL
AJMER	830	478	1308	0	0	0	864	462	1326	1694	940	2634
ALWAR	2858	3607	6465	0	0	0	10267	5739	16006	13125	9346	22471
BANSWARA	22306	17324	39630	0	0	0	4319	2221	6540	26625	19545	46170
BARAN	2091	1689	3780	0	0	0	4656	1841	6497	6747	3530	10277
BARMER	1125	256	1381	0	0	0	343	101	444	1468	357	1825
BHARTPUR	493	621	1114	0	0	0	2552	1596	4148	3045	2217	5262
BHILWARA	2848	1645	4493	0	0	0	359	162	521	3207	1807	5014
BIKANER	79	51	130	0	0	0	170	79	249	249	130	379
BUNDI	3038	2627	5665	0	0	0	4054	1770	5824	7092	4397	11489
CHITTORGAR	1607	896	2503	0	0	0	226	97	323	1833	993	2826
CHURU	118	122	240	0	0	0	626	375	1001	744	497	1241
DOUSA	6479	8355	14834	0	0	0	18157	8614	26771	24636	16969	41605
DHOLPUR	731	791	1522	0	0	0	1606	693	2299	2337	1484	3821
DUNGARPUR	19383	18148	37531	0	0	0	757	317	1074	20140	18465	38605
HANUMANGAR	28	18	46	0	0	0	8	4	12	36	22	58
JAIPUR	7296	6603	13899	0	0	0	16920	9771	26691	24216	16374	40590
JAISALMER	372	34	406	0	0	0	74	24	98	446	58	504
JALORE	1181	283	1464	0	0	0	475	116	591	1656	399	2055
JHALAWAR	2292	1734	4026	0	0	0	2282	715	2997	4574	2449	7023
JHUNJHUNU	496	565	1061	0	0	0	2029	1259	3288	2525	1824	4349
JODHPUR	682	318	1000	0	0	0	1015	458	1473	1697	776	2473
KOTA	1534	1563	3097	0	0	0	8642	4075	12717	10176	5638	15814
NAGOUR	44	61	105	0	0	0	348	147	495	392	208	600
PALI	1804	676	2480	0	0	0	401	143	544	2205	819	3024
RAJSAMAND	919	351	1270	0	0	0	117	41	158	1036	392	1428
S.M.	2870	2040	4910	0	0	0	12011	4270	16281	14881	6310	21191
SHRIGANGA.	24	24	48	0	0	0	112	82	194	136	106	242
SIKAR	450	431	881	0	0	0	4844	2398	7242	5294	2829	8123
SIROHI	2395	945	3340	0	0	0	62	16	78	2457	961	3418
TONK	3211	2141	5352	0	0	0	3774	1270	5044	6985	3411	10396
UDAIPUR	17455	14456	31911	0	0	0	2863	1954	4817	20318	16410	36728
KAROLI	3174	3299	6473	0	0	0	7748	4537	12285	10922	7836	18758
PRATAPGAR	6532	4709	11241	0	0	0	1081	670	1751	7613	5379	12992
TOTAL	116745	96861	213606	0	0	0	113762	56017	169779	230507	152878	383385

OFFICE OF THE DIRECTOR, SECONDARY EDUCATION, RAJASTHAN, BIKANER

DISTRICT WISE AND MANAGEMENT WISE ST ENROLMENT, YEAR 2013-14

(CONSOLIDATED)

DISTRICT	GOVERNMENT			AIDED SCHOOL			UN-AIDED SCHOOLS			GRAND TOTAL		
	BOYS	GIRLS	TOTAL	BOYS	GIRLS	TOTAL	BOYS	GIRLS	TOTAL	BOYS	GIRLS	TOTAL
AJMER	1560	895	2455	0	0	0	1150	714	1864	2710	1609	4319
ALWAR	5142	6620	11762	0	0	0	14173	8020	22193	19315	14640	33955
BANSWARA	52000	43418	95418	0	0	0	7213	3743	10956	59213	47161	106374
BARAN	5876	4497	10373	0	0	0	6501	2514	9015	12377	7011	19388
BARMER	2733	720	3453	0	0	0	547	182	729	3280	902	4182
BHARTPUR	757	1013	1770	0	0	0	3270	1998	5268	4027	3011	7038
BHILWARA	5209	3164	8373	0	0	0	970	490	1460	6179	3654	9833
BIKANER	95	100	195	0	0	0	246	146	392	341	246	587
BUNDI	5526	5468	10994	0	0	0	6058	2608	8666	11584	8076	19660
CHITTORGAR	3726	2214	5940	0	0	0	459	203	662	4185	2417	6602
CHURU	218	224	442	0	0	0	875	504	1379	1093	728	1821
DOUSA	9923	14797	24720	0	0	0	26334	12601	38935	36257	27398	63655
DHOLPUR	1343	1892	3235	0	0	0	3052	1333	4385	4395	3225	7620
DUNGARPUR	39774	38983	78757	0	0	0	1817	961	2778	41591	39944	81535
HANUMANGAR	54	39	93	0	0	0	47	47	94	101	86	187
JAIPUR	12542	12833	25375	0	0	0	26169	15216	41385	38711	28049	66760
JAISALMER	910	131	1041	0	0	0	163	42	205	1073	173	1246
JALORE	3040	852	3892	0	0	0	822	211	1033	3862	1063	4925
JHALAWAR	4305	3645	7950	0	0	0	3985	1306	5291	8290	4951	13241
JHUNJHUNU	729	857	1586	0	0	0	2721	1695	4416	3450	2552	6002
JODHPUR	1579	595	2174	0	0	0	1525	697	2222	3104	1292	4396
KOTA	3051	2896	5947	0	0	0	11140	5592	16732	14191	8488	22679
NAGOUR	96	147	243	0	0	0	429	169	598	525	316	841
PALI	3857	1969	5826	0	0	0	710	246	956	4567	2215	6782
RAJSAMAND	2164	773	2937	0	0	0	233	116	349	2397	889	3286
S.M.	4788	4567	9355	0	0	0	16007	6023	22030	20795	10590	31385
SHRIGANGA.	35	29	64	0	0	0	319	187	506	354	216	570
SIKAR	735	708	1443	0	0	0	5471	2799	8270	6206	3507	9713
SIROHI	7298	3087	10385	0	0	0	163	45	208	7461	3132	10593
TONK	5460	4158	9618	0	0	0	6461	2208	8669	11921	6366	18287
UDAIPUR	41066	29025	70091	0	0	0	4550	2882	7432	45616	31907	77523
KAROLI	5371	7159	12530	0	0	0	13101	7559	20660	18472	14718	33190
PRATAPGAR	17466	13659	31125	0	0	0	1694	937	2631	19160	14596	33756
TOTAL	248428	211134	459562	0	0	0	168375	83994	252369	416803	295128	711931

OFFICE OF THE DIRECTOR, SECONDARY EDUCATION, RAJASTHAN, BIKANER
 DISTRICT WISE AND MANAGEMENT WISE OBC ENROLMENT, YEAR 2013-14

(SECONDARY)

DISTRICT	GOVERNMENT			AIDED SCHOOL			UN-AIDED SCHOOLS			GRAND TOTAL		
	BOYS	GIRLS	TOTAL	BOYS	GIRLS	TOTAL	BOYS	GIRLS	TOTAL	BOYS	GIRLS	TOTAL
AJMER	17468	12323	29791	0	0	0	11885	5431	17316	29353	17754	47107
ALWAR	13304	15256	28560	0	0	0	28832	17139	45971	42136	32395	74531
BANSWARA	2091	2285	4376	0	0	0	1435	799	2234	3526	3084	6610
BARAN	4427	5026	9453	0	0	0	6572	3908	10480	10999	8934	19933
BARMER	20627	10438	31065	0	0	0	4780	1490	6270	25407	11928	37335
BHARTPUR	10429	12124	22553	0	0	0	18585	9122	27707	29014	21246	50260
BHILWARA	16924	11669	28593	0	0	0	4753	2361	7114	21677	14030	35707
BIKANER	6890	6476	13366	0	0	0	9192	5340	14532	16082	11816	27898
BUNDI	5786	5733	11519	0	0	0	4212	2306	6518	9998	8039	18037
CHITTORGAR	8449	7853	16302	0	0	0	3965	1580	5545	12414	9433	21847
CHURU	10049	10167	20216	0	0	0	14407	9063	23470	24456	19230	43686
DOUSA	3806	6031	9837	0	0	0	7810	3999	11809	11616	10030	21646
DHOLPUR	5901	6981	12882	0	0	0	6458	2940	9398	12359	9921	22280
DUNGARPUR	1978	2598	4576	0	0	0	1835	772	2607	3813	3370	7183
HANUMANGAR	6923	6082	13005	0	0	0	15060	12883	27943	21983	18965	40948
JAIPUR	13402	17334	30736	0	0	0	33948	20896	54844	47350	38230	85580
JAISALMER	3335	1400	4735	0	0	0	1570	330	1900	4905	1730	6635
JALORE	9687	7165	16852	0	0	0	7652	3132	10784	17339	10297	27636
JHALAWAR	7344	6605	13949	0	0	0	6342	3044	9386	13686	9649	23335
JHUNJHUNU	5541	7514	13055	0	0	0	24150	14727	38877	29691	22241	51932
JODHPUR	14156	11098	25254	0	0	0	20182	10342	30524	34338	21440	55778
KOTA	5382	6126	11508	0	0	0	8656	5412	14068	14038	11538	25576
NAGAU	12686	13757	26443	0	0	0	19799	11660	31459	32485	25417	57902
PALI	12928	10230	23158	0	0	0	9409	4529	13938	22337	14759	37096
RAJSAMAND	6147	4176	10323	0	0	0	1923	1189	3112	8070	5365	13435
S. M.	4160	4405	8565	0	0	0	8105	2462	10567	12265	6867	19132
SHRIGANGA.	6191	5690	11881	0	0	0	9521	6504	16025	15712	12194	27906
SIKAR	6785	8041	14826	0	0	0	19936	12496	32432	26721	20537	47258
SIROHI	7065	5235	12300	0	0	0	3173	1123	4296	10238	6358	16596
TONK	5349	5735	11084	0	0	0	10094	4807	14901	15443	10542	25985
UDAIPUR	7592	7270	14862	0	0	0	3904	2004	5908	11496	9274	20770
KAROLI	3822	4444	8266	0	0	0	8404	3736	12140	12226	8180	20406
PRATAPGAR	1415	1688	3103	0	0	0	1298	802	2100	2713	2490	5203
TOTAL	268039	248955	516994	0	0	0	337847	188328	526175	605886	437283	1043169

OFFICE OF THE DIRECTOR, SECONDARY EDUCATION, RAJASTHAN, BIKANER

DISTRICT WISE AND MANAGEMENT WISE OBC ENROLMENT, YEAR 2013-14

(SR. SECONDARY)

DISTRICT	GOVERNMENT			AIDED SCHOOL			UN-AIDED SCHOOLS			GRAND TOTAL		
	BOYS	GIRLS	TOTAL	BOYS	GIRLS	TOTAL	BOYS	GIRLS	TOTAL	BOYS	GIRLS	TOTAL
AJMER	26647	16613	43260	0	0	0	15244	7005	22249	41891	23618	65509
ALWAR	19100	17843	36943	0	0	0	58211	30570	88781	77311	48413	125724
BANSWARA	3249	2483	5732	0	0	0	1960	1057	3017	5209	3540	8749
BARAN	4300	4185	8485	0	0	0	12579	6459	19038	16879	10644	27523
BARMER	14241	12239	26480	0	0	0	18163	9381	27544	32404	21620	54024
BHARTPUR	11324	11569	22893	0	0	0	40003	16875	56878	51327	28444	79771
BHILWARA	20556	12237	32793	0	0	0	3688	1892	5580	24244	14129	38373
BIKANER	9530	7262	16792	0	0	0	15751	7561	23312	25281	14823	40104
BUNDI	7071	5573	12644	0	0	0	8247	3702	11949	15318	9275	24593
CHITTORGAR	11044	7679	18723	0	0	0	2383	786	3169	13427	8465	21892
CHURU	11755	10020	21775	0	0	0	33894	19704	53598	45649	29724	75373
DOUSA	6408	6363	12771	0	0	0	20902	10071	30973	27310	16434	43744
DHOLPUR	6671	6106	12777	0	0	0	8722	3572	12294	15393	9678	25071
DUNGARPUR	4492	3755	8247	0	0	0	998	393	1391	5490	4148	9638
HANUMANGAR	8989	8047	17036	0	0	0	29113	24934	54047	38102	32981	71083
JAIPUR	24008	23349	47357	0	0	0	85950	52433	138383	109958	75782	185740
JAISALMER	2798	1061	3859	0	0	0	1102	465	1567	3900	1526	5426
JALORE	8000	4832	12832	0	0	0	13723	4773	18496	21723	9605	31328
JHALAWAR	9149	6838	15987	0	0	0	5709	2216	7925	14858	9054	23912
JHUNJHUNU	14356	14785	29141	0	0	0	69599	43105	112704	83955	57890	141845
JODHPUR	17312	12168	29480	0	0	0	43451	19694	63145	60763	31862	92625
KOTA	7319	7820	15139	0	0	0	29080	17600	46680	36399	25420	61819
NAGAUR	15661	14750	30411	0	0	0	40664	22637	63301	56325	37387	93712
PALI	16755	10199	26954	0	0	0	10104	4360	14464	26859	14559	41418
RAJSAMAND	7998	5169	13167	0	0	0	2230	1190	3420	10228	6359	16587
S.M.	4260	2380	6640	0	0	0	11520	4517	16037	15780	6897	22677
SHRIGANGA.	4923	5081	10004	0	0	0	21184	21530	42714	26107	26611	52718
SIKAR	13028	12432	25460	0	0	0	86994	49679	136673	100022	62111	162133
SIROHI	5393	1793	7186	0	0	0	1843	569	2412	7236	2362	9598
TONK	8588	6250	14838	0	0	0	12119	5554	17673	20707	11804	32511
UDAIPUR	7710	5472	13182	0	0	0	7508	4040	11548	15218	9512	24730
KAROLI	4810	3478	8288	0	0	0	11260	4213	15473	16070	7691	23761
PRATAPGAR	2683	2165	4848	0	0	0	1413	956	2369	4096	3121	7217
TOTAL	340128	271996	612124	0	0	0	725311	403493	1128804	1065439	675489	1740928

OFFICE OF THE DIRECTOR, SECONDARY EDUCATION, RAJASTHAN, BIKANER
 DISTRICT WISE AND MANAGEMENT WISE OBC ENROLMENT, YEAR 2013-14

(CONSOLIDATED)

DISTRICT	GOVERNMENT			AIDED SCHOOL			UN-AIDED SCHOOLS			GRAND TOTAL		
	BOYS	GIRLS	TOTAL	BOYS	GIRLS	TOTAL	BOYS	GIRLS	TOTAL	BOYS	GIRLS	TOTAL
AJMER	44115	28936	73051	0	0	0	27129	12436	39565	71244	41372	112616
ALWAR	32404	33099	65503	0	0	0	87043	47709	134752	119447	80808	200255
BANSWARA	5340	4768	10108	0	0	0	3395	1856	5251	8735	6624	15359
BARAN	8727	9211	17938	0	0	0	19151	10367	29518	27878	19578	47456
BARMER	34868	22677	57545	0	0	0	22943	10871	33814	57811	33548	91359
BHARTPUR	21753	23693	45446	0	0	0	58588	25997	84585	80341	49690	130031
BHILWARA	37480	23906	61386	0	0	0	8441	4253	12694	45921	28159	74080
BIKANER	16420	13738	30158	0	0	0	24943	12901	37844	41363	26639	68002
BUNDI	12857	11306	24163	0	0	0	12459	6008	18467	25316	17314	42630
CHITTORGAR	19493	15532	35025	0	0	0	6348	2366	8714	25841	17898	43739
CHURU	21804	20187	41991	0	0	0	48301	28767	77068	70105	48954	119059
DOUSA	10214	12394	22608	0	0	0	28712	14070	42782	38926	26464	65390
DHOLPUR	12572	13087	25659	0	0	0	15180	6512	21692	27752	19599	47351
DUNGARPUR	6470	6353	12823	0	0	0	2833	1165	3998	9303	7518	16821
HANUMANGAR	15912	14129	30041	0	0	0	44173	37817	81990	60085	51946	112031
JAIPUR	37410	40683	78093	0	0	0	119898	73329	193227	157308	114012	271320
JAISALMER	6133	2461	8594	0	0	0	2672	795	3467	8805	3256	12061
JALORE	17687	11997	29684	0	0	0	21375	7905	29280	39062	19902	58964
JHALAWAR	16493	13443	29936	0	0	0	12051	5260	17311	28544	18703	47247
JHUNJHUNU	19897	22299	42196	0	0	0	93749	57832	151581	113646	80131	193777
JODHPUR	31468	23266	54734	0	0	0	63633	30036	93669	95101	53302	148403
KOTA	12701	13946	26647	0	0	0	37736	23012	60748	50437	36958	87395
NAGOUR	28347	28507	56854	0	0	0	60463	34297	94760	88810	62804	151614
PALI	29683	20429	50112	0	0	0	19513	8889	28402	49196	29318	78514
RAJSAMAND	14145	9345	23490	0	0	0	4153	2379	6532	18298	11724	30022
S.M.	8420	6785	15205	0	0	0	19625	6979	26604	28045	13764	41809
SHRIGANGA.	11114	10771	21885	0	0	0	30705	28034	58739	41819	38805	80624
SIKAR	19813	20473	40286	0	0	0	106930	62175	169105	126743	82648	209391
SIROHI	12458	7028	19486	0	0	0	5016	1692	6708	17474	8720	26194
TONK	13937	11985	25922	0	0	0	22213	10361	32574	36150	22346	58496
UDAIPUR	15302	12742	28044	0	0	0	11412	6044	17456	26714	18786	45500
KAROLI	8632	7922	16554	0	0	0	19664	7949	27613	28296	15871	44167
PRATAPGAR	4098	3853	7951	0	0	0	2711	1758	4469	6809	5611	12420
TOTAL	608167	520951	1129118	0	0	0	1063158	591821	1654979	1671325	1112772	2784097

OFFICE OF THE DIRECTOR, SECONDARY EDUCATION, RAJASTHAN, BIKANER
 DISTRICT WISE AND CLASS WISE ENROLMENT, YEAR 2013-14

(GOVERNMENT)

DISTRICT	6th CLASS			7th CLASS			8th CLASS			T O T A L		
	BOYS	GIRLS	TOTAL	BOYS	GIRLS	TOTAL	BOYS	GIRLS	TOTAL	BOYS	GIRLS	TOTAL
AJMER	7442	5718	13160	7619	5375	12994	8070	5483	13553	23131	16576	39707
ALWAR	7266	7301	14567	7620	7938	15558	8639	8232	16871	23525	23471	46996
BANSWARA	7056	5968	13024	7285	5895	13180	7112	5911	13023	21453	17774	39227
BARAN	2637	2675	5312	3048	2970	6018	3154	3133	6287	8839	8778	17617
BARMER	6987	4532	11519	7113	4520	11633	7256	4503	11759	21356	13555	34911
BHARTPUR	4821	5294	10115	5179	5977	11156	5746	6414	12160	15746	17685	33431
BHILWARA	7395	4624	12019	7514	4883	12397	8033	5168	13201	22942	14675	37617
BIKANER	4797	4267	9064	5213	4725	9938	5785	4902	10687	15795	13894	29689
BUNDI	2855	2464	5319	3103	2729	5832	3433	2915	6348	9391	8108	17499
CHITTOGARH	3919	3178	7097	4023	3223	7246	4181	3202	7383	12123	9603	21726
CHURU	4438	3894	8332	5402	4238	9640	6208	4868	11076	16048	13000	29048
DOUSA	3348	4636	7984	3763	5144	8907	4440	5535	9975	11551	15315	26866
DHOLPUR	3677	4145	7822	3619	4304	7923	3921	4521	8442	11217	12970	24187
DUNGARPUR	5405	5010	10415	5857	5433	11290	5906	5222	11128	17168	15665	32833
HANUMANGARH	4308	3498	7806	4132	3389	7521	3929	3321	7250	12369	10208	22577
JAIPUR	7906	9519	17425	8752	10790	19542	10312	11839	22151	26970	32148	59118
JAISALMER	2251	865	3116	2193	871	3064	2460	855	3315	6904	2591	9495
JALORE	4612	3424	8036	4745	3347	8092	5081	3079	8160	14438	9850	24288
JHALAWAR	3173	2922	6095	3250	2893	6143	3375	2779	6154	9798	8594	18392
JHUNJHUNU	3210	3775	6985	3594	4359	7953	3674	4164	7838	10478	12298	22776
JODHPUR	6139	5231	11370	6492	5174	11666	7124	5516	12640	19755	15921	35676
KOTA	3400	3390	6790	3560	3550	7110	3650	3550	7200	10610	10490	21100
NAGAUR	6403	5987	12390	6818	6230	13048	7647	6452	14099	20868	18669	39537
PALI	5528	4119	9647	5996	4266	10262	6359	4462	10821	17883	12847	30730
RAJSAMAND	3304	2436	5740	4261	2697	6958	4023	2691	6714	11588	7824	19412
SWAIMADHOPUR	2780	3140	5920	2922	3211	6133	3331	3122	6453	9033	9473	18506
SHRI GANGANAGAR	4910	4294	9204	4929	4536	9465	5185	4549	9734	15024	13379	28403
SIKAR	4127	4932	9059	4792	5315	10107	5537	5847	11384	14456	16094	30550
SIROHI	3688	2392	6080	3539	2262	5801	3609	2091	5700	10836	6745	17581
TONK	2814	2716	5530	3163	3133	6296	3661	3119	6780	9638	8968	18606
UDAIPUR	9862	7211	17073	9965	7057	17022	9643	6531	16174	29470	20799	50269
KAROLI	2950	3535	6485	3567	3988	7555	3923	4099	8022	10440	11622	22062
PRATAPGARH	3049	2436	5485	3321	2530	5851	3231	2635	5866	9601	7601	17202
GRAND TOTAL	156457	139528	295985	166349	146952	313301	177638	150710	328348	500444	437190	937634

DISTRICT	9th CLASS			10th CLASS			11th CLASS			12th CLASS			(TOTAL 9 - 12)			(TOTAL 6th TO 12TH)		
	BOYS	GIRLS	TOTAL	BOYS	GIRLS	TOTAL	BOYS	GIRLS	TOTAL	BOYS	GIRLS	TOTAL	BOYS	GIRLS	TOTAL	BOYS	GIRLS	TOTAL
AJMER	17195	12112	29307	10467	7930	18397	8075	5849	13924	6388	4698	11086	42125	30589	72714	65256	47165	112421
ALWAR	14808	17186	31994	11484	14158	25642	13142	8054	21196	7010	5763	12773	46444	45161	91605	69969	68632	138601
BANSWARA	14713	12647	27360	12730	12033	24763	7520	5986	13506	6713	5226	11939	41676	35892	77568	63129	53666	116795
BARAN	5538	5995	11533	3493	3721	7214	2586	1946	4532	1491	1173	2664	13108	12835	25943	21947	21613	43560
BARMER	14807	9374	24181	11123	7189	18312	7412	3781	11193	5521	2819	8340	38863	23163	62026	60219	36718	96937
BHARTPUR	8536	11060	19596	6041	7586	13627	6486	4709	11195	4677	3145	7822	25740	26500	52240	41486	44185	85671
BHILWARA	18379	12765	31144	10464	7901	18365	8104	5875	13979	6723	4629	11352	43670	31170	74840	66612	45845	112457
BIKANER	8458	7524	15982	6626	5086	11712	4559	3195	7754	3687	2457	6144	23330	18262	41592	39125	32156	71281
BUNDI	7279	7408	14687	5336	5073	10409	2962	2441	5403	2419	2089	4508	17996	17011	35007	27387	25119	52506
CHITTORGARH	10878	8617	19495	6557	5416	11973	4627	3586	8213	3667	2935	6602	25729	20554	46283	37852	30157	68009
CHURU	9399	8979	18378	8821	8843	17664	5122	3780	8902	4993	3792	8785	28335	25394	53729	44383	38394	82777
COUSA	7090	10273	17363	6051	8661	14712	5875	4869	10744	4144	2831	6975	23160	26634	49794	34711	41949	76660
DHOLPUR	5341	7412	12753	3876	4790	8666	3081	2255	5336	2119	1580	3699	14417	16037	30454	25634	29007	54641
DUNGARPUR	13147	12933	26080	9839	11075	20914	6256	5968	12224	4985	4551	9536	34227	34527	68754	51395	50192	101587
HANUMANGARH	4979	4866	9845	4781	4512	9293	4385	4624	9009	4135	4812	8947	18280	18814	37094	30649	29022	59671
JAIPUR	18259	24146	42405	14384	19496	33880	14509	14082	28591	11599	10173	21772	58751	67897	126648	85721	100045	185766
JAISALMER	3510	1167	4677	2633	819	3452	1683	355	2038	1368	372	1740	9194	2713	11907	16098	5304	21402
JALORE	11443	6497	17940	7008	3953	10961	3925	1752	5677	2940	1131	4071	25316	13333	38649	39754	23183	62937
JHALAWAR	9234	7603	16837	6384	5224	11608	5007	3317	8324	3615	2443	6058	24240	18587	42827	34038	27181	61219
JHUNJHUNU	6267	8481	14748	6098	8074	14172	4521	4740	9261	3548	3805	7353	20434	25100	45534	30912	37398	68310
JODHPUR	13923	10564	24487	11508	7800	19308	8249	4690	12939	5774	3138	8912	39454	26192	65646	59209	42113	101322
KOTA	6100	6510	12610	4900	5300	10200	3006	2750	5756	3206	2715	5921	17212	17275	34487	27822	27765	55587
NAGAUR	12326	12249	24575	8859	9221	18080	7957	5555	13512	5374	3958	9332	34516	30983	65499	55384	49652	105036
PALI	16589	12373	28962	9735	7104	16839	6059	3538	9597	4718	2620	7338	37101	25635	62736	54984	38482	93466
RAJSAMAND	7583	5501	13084	5229	3843	9072	3456	2852	6308	3379	1835	5214	19647	14031	33678	31235	21855	53090
SWAIMADHOPUR	4766	5634	10400	4356	4473	8829	4095	2310	6405	3159	1370	4529	16376	13787	30163	25409	23260	48669
SHRI GANGANAGA	7552	7421	14973	5649	6135	11784	3033	2885	5918	2531	2386	4917	18765	18827	37592	33789	32206	65995
SIKAR	8952	9422	18374	7375	8060	15435	6706	5332	12038	4870	4177	9047	27903	26991	54894	42359	43085	85444
SIROHI	9213	5237	14450	5042	2838	7880	3681	1517	5198	3012	1299	4311	20948	10891	31839	31784	17636	49420
TONK	6848	7449	14297	5029	4897	9926	5469	3703	9172	3859	2464	6323	21205	18513	39718	30843	27481	58324
UDAIPUR	18823	14639	33462	14059	11982	26041	6321	4973	11294	6212	5068	11280	45415	36662	82077	74885	57461	132346
KAROLI	5855	6621	12476	4403	5021	9424	4740	2345	7085	3052	1405	4457	18050	15392	33442	28490	27014	55504
PRATAPGARH	6671	5545	12216	5070	4622	9692	2142	1701	3843	1951	1431	3382	15834	13299	29133	25435	20900	46335
GRAND TOTAL	334461	306210	640671	245410	232836	478246	184751	135315	320066	142839	104290	247129	907461	778651	1686112	1407905	1215841	2623746

OFFICE OF THE DIRECTOR, SECONDARY EDUCATION, RAJASTHAN, BIKANER
 (DISTRICT WISE AND CLASS WISE ENROLMENT, YEAR 2013-14)

(NON AIDED)IF

DISTRICT	6th CLASS			7th CLASS			8th CLASS			T O T A L		
	BOYS	GIRLS	TOTAL	BOYS	GIRLS	TOTAL	BOYS	GIRLS	TOTAL	BOYS	GIRLS	TOTAL
AJMER	8020	5262	13282	7902	4845	12747	8111	4922	13033	24033	15029	39062
ALWAR	18546	11118	29664	17575	9597	27172	17146	9830	26976	53267	30545	83812
BANSWARA	2617	1462	4079	2601	1403	4004	2584	1349	3933	7802	4214	12016
BARAN	4484	2845	7329	4704	2676	7380	4664	2747	7411	13852	8268	22120
BARMER	4069	1712	5781	4098	1691	5789	3994	1728	5722	12161	5131	17292
BHARTPUR	10751	6141	16892	11187	5948	17135	11084	5782	16866	33022	17871	50893
BHILWARA	2978	1998	4976	3063	2013	5076	3176	1954	5130	9217	5965	15182
BIKANER	7454	4516	11970	6846	4170	11016	7223	4242	11465	21523	12928	34451
BUNDI	2795	1572	4367	2908	1546	4454	3010	1646	4656	8713	4764	13477
CHITTORGARH	1875	1068	2943	1960	1036	2996	1941	1017	2958	5776	3121	8897
CHURU	9016	5551	14567	8611	5321	13932	9563	5626	15189	27190	16498	43688
DOUSA	8086	4743	12829	8154	4675	12829	8635	4784	13419	24875	14202	39077
DHOLPUR	4958	2771	7729	5063	2693	7756	5339	2741	8080	15360	8205	23565
DUNGARPUR	1394	683	2077	1287	646	1933	1394	708	2102	4075	2037	6112
HANUMANGARH	9893	6544	16437	8759	6051	14810	8913	5811	14724	27565	18406	45971
JAIPUR	39293	28339	67632	39241	27491	66732	40353	26448	66801	118887	82278	201165
JAISALMER	1078	269	1347	1169	239	1408	1003	248	1251	3250	756	4006
JALORE	3898	1799	5697	4034	1596	5630	4216	1632	5848	12148	5027	17175
JHALAWAR	2980	1609	4589	2888	1681	4569	3216	1574	4790	9084	4864	13948
JHUNJHUNU	15810	10916	26726	16872	10937	27809	17456	10996	28452	50138	32849	82987
JODHPUR	12957	8352	21309	13237	7877	21114	13551	8147	21698	39745	24376	64121
KOTA	9100	5800	14900	9300	5950	15250	9734	6056	15790	28134	17806	45940
NAGAU	13647	7992	21639	12605	7431	20036	13322	7358	20680	39574	22781	62355
PALI	3840	2371	6211	3968	2283	6251	4174	2262	6436	11982	6916	18898
RAJSAMAND	1629	1666	3295	1521	468	1989	1512	547	2059	4662	2681	7343
SWAIMADHOPUR	7562	3877	11439	7678	4324	12002	8379	4577	12956	23619	12778	36397
SHRI GANGANAGAR	6866	4897	11763	6894	4743	11637	7245	4947	12192	21005	14587	35592
SIKAR	16752	11683	28435	16835	11035	27870	17677	11401	29078	51264	34119	85383
SIROHI	1600	679	2279	1528	611	2139	1499	578	2077	4627	1868	6495
TONK	5275	2806	8081	5442	2800	8242	5843	2493	8336	16560	8099	24659
UDAIPUR	5371	3673	9044	5729	3600	9329	5776	3984	9760	16876	11257	28133
KAROLI	6280	3243	9523	6267	3216	9483	6419	3228	9647	18966	9687	28653
PRATAPGARH	943	577	1520	1035	704	1739	1021	637	1658	2999	1918	4917
GRAND TOTAL	251817	158534	410351	250961	151297	402258	259173	152000	411173	761951	461831	1223782

OFFICE OF THE DIRECTOR, SECONDARY EDUCATION, RAJASTHAN, BIKANER

DISTRICT WISE AND CLASS WISE ENROLMENT, YEAR 2013-14

(NON AIDED)

DISTRICT	9th CLASS			10th CLASS			11th CLASS			12th CLASS			(TOTAL 9 - 12)			(TOTAL 6th TO 12TH)		
	BOYS	GIRLS	TOTAL	BOYS	GIRLS	TOTAL	BOYS	GIRLS	TOTAL	BOYS	GIRLS	TOTAL	BOYS	GIRLS	TOTAL			
AJMER	10383	5708	16091	11057	5596	16653	5338	3334	8672	5264	3146	8410	32042	17784	49826	56075	32813	88888
ALWAR	24500	12513	37013	33891	19331	53222	14057	11453	25510	23425	13011	36436	95873	56308	152181	149140	86853	235993
BANSWARA	2826	1564	4390	2935	1689	4624	1323	859	2182	1053	617	1670	8137	4729	12866	15939	8943	24882
BARAN	6588	3607	10195	8570	4301	12871	4023	2254	6277	4270	2190	6460	23451	12352	35803	37303	20620	57923
BARMER	6330	2259	8589	6723	2387	9110	3071	1300	4371	3261	1347	4608	19385	7293	26678	31546	12424	43970
BHARTPUR	16086	7786	23872	19776	9351	29127	11280	5886	17166	12790	5813	18603	59932	28836	88768	92954	46707	139661
BHILWARA	4578	2285	6863	3949	2278	6227	1884	1281	3165	1688	1211	2899	12099	7055	19154	21316	13020	34336
BIKANER	11293	6162	17455	13707	6887	20594	6829	3527	10356	7903	4112	12015	39732	20688	60420	61255	33616	94871
BUNDI	5034	2318	7352	7430	3185	10615	2980	1549	4529	3856	1599	5455	19300	8651	27951	28013	13415	41428
CHITTORGARH	3067	1169	4236	2782	1083	3865	831	427	1258	594	360	954	7274	3039	10313	13050	6160	19210
CHURU	13014	7835	20849	17511	9752	27263	8461	5579	14040	12199	7249	19448	51185	30415	81600	78375	46913	125288
DOUSA	13093	6367	19460	19628	9204	28832	11182	6198	17380	11952	5524	17476	55855	27293	83148	80730	41495	122225
DHOLPUR	7226	3497	10723	8588	3819	12407	4751	2042	6793	4337	1529	5866	24902	10887	35789	40262	19092	59354
DUNGARPUR	1708	860	2568	1388	657	2045	508	257	765	483	237	720	4087	2011	6098	8162	4048	12210
HANUMANGARH	11812	7857	19669	10819	7841	18660	11047	8062	19109	11014	7662	18676	44692	31422	76114	72257	49828	122085
JAIPUR	48646	33774	82420	54965	36238	91203	46043	28201	74244	46758	27690	74448	196412	125903	322315	315299	208181	523480
JAISALMER	1533	429	1962	1191	372	1563	523	213	736	315	150	465	3562	1164	4726	6812	1920	8732
JALORE	6554	2036	8590	6687	2119	8806	3780	1386	5166	3018	1277	4295	20039	6818	26857	32187	11845	44032
JHALAWAR	4744	1875	6619	5621	2280	7901	1943	857	2800	2530	964	3494	14838	5976	20814	23922	10840	34762
JHUNJHUNU	20870	11890	32760	28472	16838	45310	18126	12726	30852	24033	14671	38704	91501	56125	147626	141639	88974	230613
JODHPUR	19594	10359	29953	20864	10531	31395	15525	7644	23169	15696	7172	22868	71679	35706	107385	111424	60082	171506
KOTA	11610	6500	18110	15210	8100	23310	10200	5100	15300	13080	5300	18380	50100	25000	75100	78234	42806	121040
NAGAUR	17186	9272	26458	20676	10657	31333	12676	7073	19749	15237	7516	22753	65775	34518	100293	105349	57299	162648
PALI	6696	3118	9814	6200	3008	9208	3353	1461	4814	3063	1208	4271	19312	8795	28107	31294	15711	47005
RAJSAMAND	2290	1818	4108	1806	1620	3426	645	641	1286	836	342	1178	5577	4421	9998	10239	7102	17341
SWAIMADHOPUR	10782	4785	15567	14162	5151	19313	6136	2892	9028	9288	2691	11979	40368	15519	55887	63987	28297	92284
SHRI GANGANAGA	10292	7184	17476	13107	9091	22198	7937	6191	14128	9653	6819	16472	40989	29285	70274	61994	43872	105866
SIKAR	22871	14119	36990	29625	16976	46601	22977	15518	38495	32807	15945	48752	108280	62558	170838	159544	96677	256221
SIROHI	2295	647	2942	1876	591	2467	718	273	991	635	226	861	5524	1737	7261	10151	3605	13756
TONK	8255	4812	13067	11178	4703	15881	3706	2033	5739	5927	2671	8598	29066	14219	43285	45626	22318	67944
UDAIPUR	6941	3040	9981	5834	4377	10211	4145	2835	6980	4278	2983	7261	21198	13235	34433	38074	24492	62566
VAROLI	9279	4303	13582	12540	5581	18121	5642	3151	8793	5861	2926	8787	33322	15961	49283	52288	25648	77936
VRATAPGARH	1479	796	2275	1258	829	2087	532	538	1070	388	330	718	3657	2493	6150	6656	4411	11067
GRAND TOTAL	349455	192544	541999	420026	226423	646449	252172	152741	404913	297492	156488	453980	1319145	728196	2047341	2081096	1190027	3271123

DISTRICT	6th CLASS			7th CLASS			8th CLASS			T O T A L		
	BOYS	GIRLS	TOTAL	BOYS	GIRLS	TOTAL	BOYS	GIRLS	TOTAL	BOYS	GIRLS	TOTAL
AJMER	15462	10980	26442	15521	10220	25741	16181	10405	26586	47164	31605	78769
ALWAR	25812	18419	44231	25195	17535	42730	25785	18062	43847	76792	54016	130808
BANSWARA	9673	7430	17103	9886	7298	17184	9696	7260	16956	29255	21988	51243
BARAN	7121	5520	12641	7752	5646	13398	7818	5880	13698	22691	17046	39737
BARMER	11056	6244	17300	11211	6211	17422	11250	6231	17481	33517	18686	52203
BHARTPUR	15572	11435	27007	16366	11925	28291	16830	12196	29026	48768	35556	84324
BHILWARA	10373	6622	16995	10577	6896	17473	11209	7122	18331	32159	20640	52799
BIKANER	12251	8783	21034	12059	8895	20954	13008	9144	22152	37318	26822	64140
BUNDI	5650	4036	9686	6011	4275	10286	6443	4561	11004	18104	12872	30976
CHITTORGARH	5794	4246	10040	5983	4259	10242	6122	4219	10341	17899	12724	30623
CHURU	13454	9445	22899	14013	9559	23572	15771	10494	26265	43238	29498	72736
DOUSA	11434	9379	20813	11917	9819	21736	13075	10319	23394	36426	29517	65943
DHOLPUR	8635	6916	15551	8682	6997	15679	9260	7262	16522	26577	21175	47752
DUNGARPUR	6799	5693	12492	7144	6079	13223	7300	5930	13230	21243	17702	38945
HANUMANGARH	14201	10042	24243	12891	9440	22331	12842	9132	21974	39934	28614	68548
JAIPUR	47199	37858	85057	47993	38281	86274	50665	38287	88952	145857	114426	260283
JAISALMER	3329	1134	4463	3362	1110	4472	3463	1103	4566	10154	3347	13501
JALORE	8510	5223	13733	8779	4943	13722	9297	4711	14008	26586	14877	41463
JHALAWAR	6153	4531	10684	6138	4574	10712	6591	4353	10944	18882	13458	32340
JHUNJHUNU	19020	14691	33711	20466	15296	35762	21130	15160	36290	60616	45147	105763
JODHPUR	19096	13583	32679	19729	13051	32780	20675	13663	34338	59500	40297	99797
KOTA	12500	9190	21690	12860	9500	22360	13384	9606	22990	38744	28296	67040
NAGAUR	20050	13979	34029	19423	13661	33084	20969	13810	34779	60442	41450	101892
PALI	9368	6490	15858	9964	6549	16513	10533	6724	17257	29865	19763	49628
RAJSAMAND	4933	4102	9035	5782	3165	8947	5535	3238	8773	16250	10505	26755
SWAIMADHOPUR	10342	7017	17359	10600	7535	18135	11710	7699	19409	32652	22251	54903
SHRI GANGANAGAR	11776	9191	20967	11823	9279	21102	12430	9496	21926	36029	27966	63995
SIKAR	20879	16615	37494	21627	16350	37977	23214	17248	40462	65720	50213	115933
SIROHI	5288	3071	8359	5067	2873	7940	5108	2669	7777	15463	8613	24076
TONK	8089	5522	13611	8605	5933	14538	9504	5612	15116	26198	17067	43265
UDAIPUR	15233	10884	26117	15694	10657	26351	15419	10515	25934	46346	32056	78402
KAROLI	9230	6778	16008	9834	7204	17038	10342	7327	17669	29406	21309	50715
PRATAPGARH	3992	3013	7005	4356	3234	7590	4252	3272	7524	12600	9519	22119
GRAND TOTAL	408274	298062	706336	417310	298249	715559	436811	302710	739521	1262395	899021	2161416

OFFICE OF THE DIRECTOR, SECONDARY EDUCATION, RAJASTHAN, BIKANER

DISTRICT WISE AND CLASS WISE ENROLMENT, YEAR 2013-14

(CONSOLIDATED)

DISTRICT	9th CLASS			10th CLASS			11th CLASS			12th CLASS			(TOTAL 9 - 12)			(TOTAL 6th TO 12TH)		
	BOYS	GIRLS	TOTAL	BOYS	GIRLS	TOTAL	BOYS	GIRLS	TOTAL	BOYS	GIRLS	TOTAL	BOYS	GIRLS	TOTAL	BOYS	GIRLS	TOTAL
BANMER	27578	17820	45398	21524	13526	35050	13413	9183	22596	11652	7844	19496	74167	48373	122540	121331	79978	201309
BANWAR	39308	29699	69007	45375	33489	78864	27199	19507	46706	30435	18774	49209	142317	101469	243786	219109	155485	374594
BANSWARA	17539	14211	31750	15665	13722	29387	8843	6845	15688	7766	5843	13609	49813	40621	90434	79068	62609	141677
BARAN	12126	9602	21728	12063	8022	20085	6609	4200	10809	5761	3363	9124	36559	25187	61746	59250	42233	101483
BARMER	21137	11633	32770	17846	9576	27422	10483	5081	15564	8782	4166	12948	58248	30456	88704	91765	49142	140907
BHARTPUR	24622	18846	43468	25817	16937	42754	17766	10595	28361	17467	8958	26425	85672	55336	141008	134440	90892	225332
BHILWARA	22957	15050	38007	14413	10179	24592	9988	7156	17144	8411	5840	14251	55769	38225	93994	87928	58865	146793
BIKANER	19751	13686	33437	20333	11973	32306	11388	6722	18110	11590	6569	18159	63062	38950	102012	100380	65772	166152
BUNDI	12313	9726	22039	12766	8258	21024	5942	3990	9932	6275	3688	9963	37296	25662	62958	55400	38534	93934
BHITTOGARH	13945	9786	23731	9339	6499	15838	5458	4013	9471	4261	3295	7556	33003	23593	56596	50902	36317	87219
BHURU	22413	16814	39227	26332	18595	44927	13583	9359	22942	17192	11041	28233	79520	55809	135329	122758	85307	208065
BHUSA	20183	16640	36823	25679	17865	43544	17057	11067	28124	16096	8355	24451	79015	53927	132942	115441	83444	198885
BHOLPUR	12567	10909	23476	12464	8609	21073	7832	4297	12129	6456	3109	9565	39319	26924	66243	65896	48099	113995
BHUNGARPUR	14855	13793	28648	11227	11732	22959	6764	6225	12989	5468	4788	10256	38314	36538	74852	59557	54240	113797
BANUMANGARH	16791	12723	29514	15600	12353	27953	15432	12686	28118	15149	12474	27623	62972	50236	113208	102906	78850	181756
BAIAPUR	66905	57920	124825	69349	55734	125083	60552	42283	102835	58357	37863	96220	255163	193800	448963	401020	308226	709246
BAISALMER	5043	1596	6639	3824	1191	5015	2206	568	2774	1683	522	2205	12756	3877	16633	22910	7224	30134
BALORE	17997	8533	26530	13695	6072	19767	7705	3138	10843	5958	2408	8366	45355	20151	65506	71941	35028	106969
BHALAWAR	13978	9478	23456	12005	7504	19509	6950	4174	11124	6145	3407	9552	39078	24563	63641	57960	38021	95981
BHUNJHUNU	27137	20371	47508	34570	24912	59482	22647	17466	40113	27581	18476	46057	111935	81225	193160	172551	126372	298923
BODHPUR	33517	20923	54440	32372	18331	50703	23774	12334	36108	21470	10310	31780	111133	61898	173031	170633	102195	272828
BODA	17710	13010	30720	20110	13400	33510	13206	7850	21056	16286	8015	24301	67312	42275	109587	106056	70571	176627
BAGAUR	29512	21521	51033	29535	19878	49413	20633	12628	33261	20611	11474	32085	100291	65501	165792	160733	106951	267684
BALI	23285	15491	38776	15935	10112	26047	9412	4999	14411	7781	3828	11609	56413	34430	90843	86278	54193	140471
BAJSAMAND	9873	7319	17192	7035	5463	12498	4101	3493	7594	4215	2177	6392	25224	18452	43676	41474	28957	70431
BAIMADHOPUR	15548	10419	25967	18518	9624	28142	10231	5202	15433	12447	4061	16508	56744	29306	86050	89396	51557	140953
BHRI GANGANAGA	17844	14605	32449	18756	15226	33982	10970	9076	20046	12184	9205	21389	59754	48112	107866	95783	76078	171861
BEKAR	31823	23541	55364	37000	25036	62036	29683	20850	50533	37677	20122	57799	136183	89549	225732	201903	139762	341665
BEROHI	11508	5884	17392	6918	3429	10347	4399	1790	6189	3647	1525	5172	26472	12628	39100	41935	21241	63176
BENK	15103	12261	27364	16207	9600	25807	9175	5736	14911	9786	5135	14921	50271	32732	83003	76469	49799	126268
BAIAPUR	25764	17679	43443	19893	16359	36252	10466	7808	18274	10490	8051	18541	66613	49897	116510	112959	81953	194912
BAROLI	15134	10924	26058	16943	10602	27545	10382	5496	15878	8913	4331	13244	51372	31353	82725	80778	52662	133440
BHARATAPGARH	8150	6341	14491	6328	5451	11779	2674	2239	4913	2339	1761	4100	19491	15792	35283	32091	25311	57402
GRAND TOTAL	683916	498754	1182670	665436	459259	1124695	436923	288056	724979	440331	260778	701109	2226606	1506847	3733453	3489001	2405868	5894869

OFFICE OF THE DIRECTOR, SECONDARY EDUCATION, RAJASTHAN, BIKANER

DISTRICT WISE AND CLASS WISE SC ENROLMENT, YEAR 2013-14

(GOVERNMENT)

DISTRICT	6th CLASS			7th CLASS			8th CLASS			T O T A L		
	BOYS	GIRLS	TOTAL	BOYS	GIRLS	TOTAL	BOYS	GIRLS	TOTAL	BOYS	GIRLS	TOTAL
AJMER	1712	1138	2850	1698	1134	2832	1666	1216	2882	5076	3488	8564
ALWAR	1925	2000	3925	2325	2105	4430	2213	2146	4359	6463	6251	12714
BANSWARA	260	215	475	272	250	522	285	238	523	817	703	1520
BARAN	633	630	1263	766	665	1431	778	722	1500	2177	2017	4194
BARMER	1719	816	2535	1665	869	2534	1650	824	2474	5034	2509	7543
BHARTPUR	1799	1856	3655	1759	1961	3720	1991	1979	3970	5549	5796	11345
BHILWARA	1670	874	2544	1608	959	2567	1686	996	2682	4964	2829	7793
BIKANER	1865	1131	2996	1758	1126	2884	1764	1165	2929	5387	3422	8809
BUNDI	781	835	1616	729	621	1350	789	634	1423	2299	2090	4389
CHITTOGARH	896	560	1456	920	641	1561	894	524	1418	2710	1725	4435
CHURU	1903	1246	3149	2104	1222	3326	2239	1306	3545	6246	3774	10020
DOUSA	1263	1348	2611	1343	1460	2803	1558	1459	3017	4164	4267	8431
DHOLPUR	1089	1156	2245	1076	1050	2126	1067	1128	2195	3232	3334	6566
DUNGARPUR	196	188	384	199	176	375	210	199	409	605	563	1168
HANUMANGARH	2592	1881	4473	2113	1505	3618	2019	1394	3413	6724	4780	11504
JAIPUR	2476	2305	4781	2728	2542	5270	3002	2824	5826	8206	7671	15877
JAISALMER	547	185	732	515	169	684	565	178	743	1627	532	2159
JALORE	1507	892	2399	1490	814	2304	1445	764	2209	4442	2470	6912
JHALAWAR	798	652	1450	757	559	1316	777	505	1282	2332	1716	4048
JHUNJHUNU	1177	990	2167	1292	998	2290	1237	1047	2284	3706	3035	6741
JODHPUR	1989	1249	3238	2064	1143	3207	2104	1118	3222	6157	3510	9667
KOTA	900	850	1750	910	810	1720	1290	845	2135	3100	2505	5605
NAGAU	2563	1682	4245	2603	1725	4328	2738	1639	4377	7904	5046	12950
PALI	1586	965	2551	1614	924	2538	1648	925	2573	4848	2814	7662
RAJSAMAND	730	547	1277	484	317	801	493	360	853	1707	1224	2931
SWAIMADHOPUR	600	620	1220	698	605	1303	820	615	1435	2118	1840	3958
SHRI GANGANAGAR	2780	2378	5158	2766	2530	5296	2830	2380	5210	8376	7288	15664
SIKAR	1662	1624	3286	1807	1718	3525	1863	1678	3541	5332	5020	10352
SIROHI	860	503	1363	859	600	1459	934	497	1431	2653	1600	4253
TONK	964	803	1767	1030	853	1883	1154	814	1968	3148	2470	5618
UDAIPUR	596	491	1087	683	502	1185	759	539	1298	2038	1532	3570
KAROLI	1235	1223	2458	1433	1230	2663	1568	1202	2770	4236	3655	7891
PRATAPGARH	207	212	419	358	231	589	278	255	533	843	698	1541
GRAND TOTAL	43480	34045	77525	44426	34014	78440	46314	34115	80429	134220	102174	236394

OFFICE OF THE DIRECTOR, SECONDARY EDUCATION, RAJASTHAN, BIKANER

DISTRICT WISE AND CLASS WISE SC ENROLMENT, YEAR 2013-14

(GOVERNMENT)

DISTRICT	9th CLASS			10th CLASS			11th CLASS			12th CLASS			(TOTAL 9 - 12)			(TOTAL 6th TO 12TH)		
	BOYS	GIRLS	TOTAL	BOYS	GIRLS	TOTAL	BOYS	GIRLS	TOTAL	BOYS	GIRLS	TOTAL	BOYS	GIRLS	TOTAL	BOYS	GIRLS	TOTAL
AJMER	3754	2940	6694	2348	1816	4164	1646	1345	2991	1374	1009	2383	9122	7110	16232	14198	10598	24796
ALWAR	4343	4378	8721	3200	3279	6479	2264	2066	4330	2018	1408	3426	11825	11131	22956	18288	17382	35670
BANSWARA	671	550	1221	570	501	1071	330	215	545	371	264	635	1942	1530	3472	2759	2233	4992
BARAN	1524	1439	2963	957	793	1750	662	369	1031	333	203	536	3476	2804	6280	5653	4821	10474
BARMER	2958	1671	4629	2230	1130	3360	1332	438	1770	1156	396	1552	7676	3635	11311	12710	6144	18854
BHARTPUR	3324	3453	6777	2226	2124	4350	1866	1151	3017	1396	692	2088	8812	7420	16232	14361	13216	27577
BHILWARA	3733	2469	6202	2037	1409	3446	1486	935	2421	1200	749	1949	8456	5562	14018	13420	8391	21811
BIKANER	2346	1556	3902	1629	890	2519	807	421	1228	638	343	981	5420	3210	8630	10807	6632	17439
BUNDI	1925	1323	3248	1270	975	2245	658	412	1070	623	423	1046	4476	3133	7609	6775	5223	11998
CHITTORGARH	2353	1728	4081	1273	920	2193	809	555	1364	609	438	1047	5044	3641	8685	7754	5366	13120
CHURU	2929	2423	5352	2457	2187	4644	1212	657	1869	1132	617	1749	7730	5884	13614	13976	9658	23634
DOUSA	2484	2662	5146	2099	2050	4149	1676	950	2626	1264	535	1799	7523	6197	13720	11687	10464	22151
DHOLPUR	1374	1757	3131	949	928	1877	645	327	972	404	225	629	3372	3237	6609	6604	6571	13175
DUNGARPUR	545	523	1068	389	417	806	334	275	609	290	218	508	1558	1433	2991	2163	1996	4159
HANUMANGARH	2312	2015	4327	2096	1899	3995	2028	1729	3757	1905	1717	3622	8341	7360	15701	15065	12140	27205
JAIPUR	5445	5327	10772	4548	4837	9385	3460	2773	6233	3296	2401	5697	16749	15338	32087	24955	23009	47964
JAISALMER	706	233	939	577	134	711	377	62	439	299	46	345	1959	475	2434	3586	1007	4593
JALORE	3237	1617	4854	1947	915	2862	1266	389	1655	965	263	1228	7415	3184	10599	11857	5654	17511
JHALAWAR	2136	1461	3597	1367	928	2295	874	437	1311	640	306	946	5017	3132	8149	7349	4848	12197
JHUNJHUNU	1488	1976	3464	1375	1755	3130	945	873	1818	697	716	1413	4505	5320	9825	8211	8355	16566
JODHPUR	3615	2079	5694	2677	1386	4063	1685	675	2360	1367	457	1824	9344	4597	13941	15501	8107	23608
KOTA	2400	2010	4410	1800	1580	3380	910	750	1660	1082	807	1889	6192	5147	11339	9292	7652	16944
NAGAUR	4092	3065	7157	2767	2036	4803	2085	979	3064	1386	656	2042	10330	6736	17066	18234	11782	30016
PALI	4165	3091	7256	2343	1673	4016	1558	882	2440	1232	571	1803	9298	6217	15515	14146	9031	23177
RAJSAMAND	1122	646	1768	1138	877	2015	518	278	796	542	211	753	3320	2012	5332	5027	3236	8263
SWAIMADHOPUR	1270	1010	2280	1157	860	2017	720	250	970	320	220	1240	4067	2440	6507	6185	4280	10465
SHRI GANGANAGA	4115	3935	8050	2816	2871	5687	1412	1216	2628	1149	968	2117	9492	8990	18482	17868	16278	34146
SIKAR	3078	2887	5965	2103	2374	4477	1780	1388	3168	1175	1078	2253	8136	7727	15863	13468	12747	26215
SIROHI	2329	1293	3622	1254	550	1804	942	272	1214	643	273	916	5168	2388	7556	7821	3988	11809
TONK	2188	1322	3510	1566	1222	2788	1436	728	2164	1010	524	1534	6200	3796	9996	9348	6266	15614
UDAIPUR	1409	1235	2644	904	1031	1935	562	506	1068	589	536	1125	3464	3308	6772	5502	4840	10342
VARANASI	2394	1995	4389	1667	1278	2945	1505	497	2002	1007	303	1310	6573	4073	10646	10809	7728	18537
PRATAPGARH	593	564	1157	433	420	853	215	164	379	176	100	276	1417	1248	2665	2260	1946	4206
GRAND TOTAL	82357	66633	148990	58169	48045	106214	40005	24964	64969	32888	19773	52661	213419	159415	372834	347639	261589	609228

OFFICE OF THE DIRECTOR, SECONDARY EDUCATION, RAJASTHAN, BIKANER

DISTRICT WISE AND CLASS WISE SC ENROLMENT, YEAR 2013-14

(NON AIDED)

DISTRICT	6th CLASS			7th CLASS			8th CLASS			T O T A L		
	BOYS	GIRLS	TOTAL	BOYS	GIRLS	TOTAL	BOYS	GIRLS	TOTAL	BOYS	GIRLS	TOTAL
AJMER	1099	796	1895	1052	705	1757	1038	729	1767	3189	2230	5419
ALWAR	2131	1347	3478	2038	1340	3378	2286	1107	3393	6455	3794	10249
BANSWARA	147	103	250	143	74	217	122	39	161	412	216	628
BARAN	625	314	939	603	272	875	622	267	889	1850	853	2703
BARMER	378	166	544	403	182	585	376	142	518	1157	490	1647
BHARTPUR	1918	951	2869	1978	853	2831	1674	837	2511	5570	2641	8211
BHILWARA	353	199	552	322	175	497	341	177	518	1016	551	1567
BIKANER	567	329	896	499	258	757	499	349	848	1565	936	2501
BUNDI	394	207	601	394	239	633	393	250	643	1181	696	1877
CHITTORGARH	244	133	377	253	117	370	223	138	361	720	388	1108
CHURU	904	449	1353	812	542	1354	923	487	1410	2639	1478	4117
DOUSA	1349	795	2144	1249	739	1988	1385	730	2115	3983	2264	6247
DHOLPUR	907	457	1364	880	506	1386	897	510	1407	2684	1473	4157
DUNGARPUR	70	19	89	60	30	90	74	30	104	204	79	283
HANUMANGARH	2190	1519	3709	2095	1343	3438	1948	1011	2959	6233	3873	10106
JAIPUR	4812	3028	7840	4610	2912	7522	4713	2875	7588	14135	8815	22950
JAISALMER	60	10	70	65	12	77	86	25	111	211	47	258
JALORE	468	173	641	418	159	577	422	168	590	1308	500	1808
JHALAWAR	338	226	564	289	174	463	353	159	512	980	559	1539
JHUNJHUNU	2241	1626	3867	1746	1178	2924	1887	1282	3169	5874	4086	9960
JODHPUR	1409	823	2232	1397	756	2153	1609	774	2383	4415	2353	6768
KOTA	1510	970	2480	1540	980	2520	1550	1000	2550	4600	2950	7550
NAGAUR	1361	617	1978	1288	558	1846	1373	555	1928	4022	1730	5752
PALI	427	265	692	466	256	722	471	223	694	1364	744	2108
RAJSAMAND	110	92	202	101	112	213	203	71	274	414	275	689
SWAIMADHOPUR	1050	508	1558	1010	420	1430	1110	500	1610	3170	1428	4598
SHRI GANGANAGAR	1462	961	2423	853	532	1385	1921	1202	3123	4236	2695	6931
SIKAR	1920	1086	3006	1730	1001	2731	1910	1101	3011	5560	3188	8748
SIROHI	164	82	246	164	69	233	162	60	222	490	211	701
TONK	828	383	1211	805	378	1183	790	397	1187	2423	1158	3581
UDAIPUR	448	238	686	381	266	647	433	269	702	1262	773	2035
KAROLI	1145	527	1672	1028	477	1505	1002	462	1464	3175	1466	4641
PRATAPGARH	109	55	164	89	62	151	83	50	133	281	167	448
GRAND TOTAL	33138	19454	52592	30761	17677	48438	32879	17976	50855	96778	55107	151885

DISTRICT	9th CLASS			10th CLASS			11th CLASS			12th CLASS			(TOTAL 9 - 12)			TOTAL 6th	TO 12TH)	TOTAL
	BOYS	GIRLS	TOTAL	BOYS	GIRLS	TOTAL	BOYS	GIRLS	TOTAL	BOYS	GIRLS	TOTAL	BOYS	GIRLS	TOTAL			
BIKANER	1480	860	2340	1656	826	2482	762	393	1155	686	354	1040	4584	2433	7017	7773	4663	12436
BARAN	3342	1930	5272	4639	2227	6866	2059	1266	3325	2615	1318	3933	12655	6741	19396	19110	10535	29645
BANSWARA	140	62	202	160	61	221	58	31	89	92	45	137	450	199	649	862	415	1277
BARAN	914	417	1331	1309	516	1825	561	267	828	682	268	950	3466	1468	4934	5316	2321	7637
BARMER	589	235	824	653	247	900	273	117	390	312	116	428	1827	715	2542	2984	1205	4189
BARTPUR	2469	1181	3650	3463	1453	4916	1366	808	2174	1629	778	2407	8927	4220	13147	14497	6861	21358
BHILWARA	484	204	688	432	193	625	146	86	232	137	71	208	1199	554	1753	2215	1105	3320
BIKANER	940	503	1443	1236	596	1832	480	252	732	605	342	947	3261	1693	4954	4826	2629	7455
BINDI	692	294	986	1052	418	1470	378	217	595	541	202	743	2663	1131	3794	3844	1827	5671
BHITTOGARH	376	158	534	340	135	475	101	44	145	85	45	130	902	382	1284	1622	770	2392
BHURU	1395	690	2085	1975	1151	3126	857	610	1467	1317	903	2220	5544	3354	8898	8183	4832	13015
BHUSA	2065	908	2973	3181	1309	4490	1585	842	2427	1738	703	2441	8569	3762	12331	12552	6026	18578
BHOLPUR	1310	659	1969	1491	681	2172	791	287	1078	593	227	820	4185	1854	6039	6869	3327	10196
BHONGARPUR	91	50	141	73	43	116	25	12	37	29	13	42	218	118	336	422	197	619
BHUNUMANGARH	2318	2095	4413	2219	1781	4000	2209	1651	3860	2018	1518	3536	8764	7045	15809	14997	10918	25915
BHUPUR	4781	2715	7496	5257	2641	7898	4972	2963	7935	5304	3007	8311	20314	11326	31640	34449	20141	54590
BHISALMER	125	31	156	122	42	164	42	28	70	21	11	32	310	112	422	521	159	680
BHILORE	676	234	910	810	289	1099	466	162	628	421	153	574	2373	838	3211	3681	1338	5019
BHILAWAR	485	169	654	628	246	874	187	90	277	285	90	375	1585	595	2180	2565	1154	3719
BHUNJHUNU	2507	1329	3836	2868	1561	4429	1816	1059	2875	2289	1314	3603	9480	5263	14743	15354	9349	24703
BHODHPUR	2163	948	3111	2731	1025	3756	1418	554	1972	1497	540	2037	7809	3067	10876	12224	5420	17644
BHOTA	2189	1310	3499	2940	1390	4330	2040	680	2720	1690	738	2428	8859	4118	12977	13459	7068	20527
BHAGAUR	1870	794	2664	2215	700	2915	1021	472	1493	1081	497	1578	6187	2463	8650	10209	4193	14402
BHALI	942	436	1378	926	392	1318	532	214	746	475	190	665	2875	1232	4107	4239	1976	6215
BHARAJSAMAND	146	87	233	135	73	208	87	48	135	92	38	130	460	246	706	874	521	1395
BHARAIMADHOPUR	1688	617	2305	2210	630	2840	710	350	1060	1110	220	1330	5718	1817	7535	8888	3245	12133
BHARI GANGANAGA	2287	1570	3857	3264	2251	5515	1651	1383	3034	2107	1547	3654	9309	6751	16060	13545	9446	22991
BHARUKAR	2560	1444	4004	3202	2221	5423	2072	1494	3566	3067	1699	4766	10901	6858	17759	16461	10046	26507
BHARUHOHI	422	136	558	253	64	317	59	36	95	62	33	95	796	269	1065	1286	480	1766
BHARUNK	1091	481	1572	1470	609	2079	489	245	734	719	353	1072	3769	1688	5457	6192	2846	9038
BHARUDAIPUR	512	347	859	471	314	785	288	221	509	330	238	568	1601	1120	2721	2863	1893	4756
BHAROLI	1628	607	2235	2261	783	3044	827	382	1209	816	342	1158	5532	2114	7646	8707	3580	12287
BHARATAPGARH	136	65	201	98	76	174	26	40	66	21	25	46	281	206	487	562	373	935
GRAND TOTAL	44813	23566	68379	55740	26944	82684	30354	17304	47658	34466	17938	52404	165373	85752	251125	262151	140859	403010

OFFICE OF THE DIRECTOR, SECONDARY EDUCATION, RAJASTHAN, BIKANER
 (DISTRICT WISE AND CLASS WISE SC ENROLMENT, YEAR 2013-14)

(CONSOLIDATED)

DISTRICT	6th CLASS			7th CLASS			8th CLASS			T O T A L		
	BOYS	GIRLS	TOTAL	BOYS	GIRLS	TOTAL	BOYS	GIRLS	TOTAL	BOYS	GIRLS	TOTAL
AJMER	2811	1934	4745	2750	1839	4589	2704	1945	4649	8265	5718	13983
ALWAR	4056	3347	7403	4363	3445	7808	4499	3253	7752	12918	10045	22963
BANSWARA	407	318	725	415	324	739	407	277	684	1229	919	2148
BARAN	1258	944	2202	1369	937	2306	1400	989	2389	4027	2870	6897
BARMER	2097	982	3079	2068	1051	3119	2026	966	2992	6191	2999	9190
BHARTPUR	3717	2807	6524	3737	2814	6551	3665	2816	6481	11119	8437	19556
BHILWARA	2023	1073	3096	1930	1134	3064	2027	1173	3200	5980	3380	9360
BIKANER	2432	1460	3892	2257	1384	3641	2263	1514	3777	6952	4358	11310
BUNDI	1175	1042	2217	1123	860	1983	1182	884	2066	3480	2786	6266
CHITTORGARH	1140	693	1833	1173	758	1931	1117	662	1779	3430	2113	5543
CHURU	2807	1695	4502	2916	1764	4680	3162	1793	4955	8885	5252	14137
DOUSA	2612	2143	4755	2592	2199	4791	2943	2189	5132	8147	6531	14678
DHOLPUR	1996	1613	3609	1956	1556	3512	1964	1638	3602	5916	4807	10723
DUNGARPUR	266	207	473	259	206	465	284	229	513	809	642	1451
HANUMANGARH	4782	3400	8182	4208	2848	7056	3967	2405	6372	12957	8653	21610
JAIPUR	7288	5333	12621	7338	5454	12792	7715	5699	13414	22341	16486	38827
JAISALMER	607	195	802	580	181	761	651	203	854	1838	579	2417
JALORE	1975	1065	3040	1908	973	2881	1867	932	2799	5750	2970	8720
JHALAWAR	1136	878	2014	1046	733	1779	1130	664	1794	3312	2275	5587
JHUNJHUNU	3418	2616	6034	3038	2176	5214	3124	2329	5453	9580	7121	16701
JODHPUR	3398	2072	5470	3461	1899	5360	3713	1892	5605	10572	5863	16435
KOTA	2410	1820	4230	2450	1790	4240	2840	1845	4685	7700	5455	13155
NAGAU	3924	2299	6223	3891	2283	6174	4111	2194	6305	11926	6776	18702
PALI	2013	1230	3243	2080	1180	3260	2119	1148	3267	6212	3558	9770
RAJSAMAND	840	639	1479	585	429	1014	696	431	1127	2121	1499	3620
SWAIMADHOPUR	1650	1128	2778	1708	1025	2733	1930	1115	3045	5288	3268	8556
SHRI GANGANAGAR	4242	3339	7581	3619	3062	6681	4751	3582	8333	12612	9983	22595
SIKAR	3582	2710	6292	3537	2719	6256	3773	2779	6552	10892	8208	19100
SIROHI	1024	585	1609	1023	669	1692	1096	557	1653	3143	1811	4954
TONK	1792	1186	2978	1835	1231	3066	1944	1211	3155	5571	3628	9199
UDAIPUR	1044	729	1773	1064	768	1832	1192	808	2000	3300	2305	5605
KAROLI	2380	1750	4130	2461	1707	4168	2570	1664	4234	7411	5121	12532
PRATAPGARH	316	267	583	447	293	740	361	305	666	1124	865	1989
GRAND TOTAL	76618	53499	130117	75187	51691	126878	79193	52091	131284	230998	157281	388279

OFFICE OF THE DIRECTOR, SECONDARY EDUCATION, RAJASTHAN, BIKANER

DISTRICT WISE AND CLASS WISE SC ENROLMENT, YEAR 2013-14

(CONSOLIDATED)

DISTRICT	9th CLASS			10th CLASS			11th CLASS			12th CLASS			(TOTAL 9 - 12)			(TOTAL 6th TO 12TH)		
	BOYS	GIRLS	TOTAL	BOYS	GIRLS	TOTAL	BOYS	GIRLS	TOTAL	BOYS	GIRLS	TOTAL	BOYS	GIRLS	TOTAL	BOYS	GIRLS	TOTAL
BANER	5234	3800	9034	4004	2642	6646	2408	1738	4146	2060	1363	3423	13706	9543	23249	21971	15261	37232
BANWAR	7685	6308	13993	7839	5506	13345	4323	3332	7655	4633	2726	7359	24480	17872	42352	37398	27917	65315
BANSWARA	811	612	1423	730	562	1292	388	246	634	463	309	772	2392	1729	4121	3621	2648	6269
BANWARAN	2438	1856	4294	2266	1309	3575	1223	636	1859	1015	471	1486	6942	4272	11214	10969	7142	18111
BANWARMER	3547	1906	5453	2883	1377	4260	1605	555	2160	1468	512	1980	9503	4350	13853	15694	7349	23043
BANWARTPUR	5793	4634	10427	5689	3577	9266	3232	1959	5191	3025	1470	4495	17739	11640	29379	28858	20077	48935
BANWILWARA	4217	2673	6890	2469	1602	4071	1632	1021	2653	1337	820	2157	9655	6116	15771	15635	9496	25131
BANWILKANER	3286	2059	5345	2865	1486	4351	1287	673	1960	1243	685	1928	8681	4903	13584	15633	9261	24894
BANWINDI	2617	1617	4234	2322	1393	3715	1036	629	1665	1164	625	1789	7139	4264	11403	10619	7050	17669
BANWITTORGARH	2729	1886	4615	1613	1055	2668	910	599	1509	694	483	1177	5946	4023	9969	9376	6136	15512
BANWURU	4324	3113	7437	4432	3338	7770	2069	1267	3336	2449	1520	3969	13274	9238	22512	22159	14490	36649
BANWUSA	4549	3570	8119	5280	3359	8639	3261	1792	5053	3002	1238	4240	16092	9959	26051	24239	16490	40729
BANWOLPUR	2684	2416	5100	2440	1609	4049	1436	614	2050	997	452	1449	7557	5091	12648	13473	9898	23371
BANWONGARPUR	636	573	1209	462	460	922	359	287	646	319	231	550	1776	1551	3327	2585	2193	4778
BANWNUMANGARH	4630	4110	8740	4315	3680	7995	4237	3380	7617	3923	3235	7158	17105	14405	31510	30062	23058	53120
BANWPAIPUR	10226	8042	18268	9805	7478	17283	8432	5736	14168	8600	5408	14008	37063	26664	63727	59404	43150	102554
BANWPAISALMER	831	264	1095	699	176	875	419	90	509	320	57	377	2269	587	2856	4107	1166	5273
BANWPAKLORE	3913	1851	5764	2757	1204	3961	1732	551	2283	1386	416	1802	9788	4022	13810	15538	6992	22530
BANWPAKALAWAR	2621	1630	4251	1995	1174	3169	1061	527	1588	925	396	1321	6602	3727	10329	9914	6002	15916
BANWPAKUNJHUNU	3995	3305	7300	4243	3316	7559	2761	1932	4693	2986	2030	5016	13985	10583	24568	23565	17704	41269
BANWPAKODHPUR	5778	3027	8805	5408	2411	7819	3103	1229	4332	2864	997	3861	17153	7664	24817	27725	13527	41252
BANWPAKOTA	4589	3320	7909	4740	2970	7710	2950	1430	4380	2772	1545	4317	15051	9265	24316	22751	14720	37471
BANWPAKGAUR	5962	3859	9821	4982	2736	7718	3106	1451	4557	2467	1153	3620	16517	9199	25716	28443	15975	44418
BANWPAKALI	5107	3527	8634	3269	2065	5334	2090	1096	3186	1707	761	2468	12173	7449	19622	18385	11007	29392
BANWPAKJSAMAND	1268	733	2001	1273	950	2223	605	326	931	634	249	883	3780	2258	6038	5901	3757	9658
BANWPAKAIMADHOPUR	2958	1627	4585	3367	1490	4857	1430	600	2030	2030	540	2570	9785	4257	14042	15073	7525	22598
BANWPAKIRI GANGANAGA	6402	5505	11907	6080	5122	11202	3063	2599	5662	3256	2515	5771	18801	15741	34542	31413	25724	57137
BANWPAKJAKAR	5638	4331	9969	5305	4595	9900	3852	2882	6734	4242	2777	7019	19037	14585	33622	29929	22793	52722
BANWPAKJROHI	2751	1429	4180	1507	614	2121	1001	308	1309	705	306	1011	5964	2657	8621	9107	4468	13575
BANWPAKJUNK	3279	1803	5082	3036	1831	4867	1925	973	2898	1729	877	2606	9969	5484	15453	15540	9112	24652
BANWPAKJAIIPUR	1921	1582	3503	1375	1345	2720	850	727	1577	919	774	1693	5065	4428	9493	8365	6733	15098
BANWPAKJAROLI	4022	2602	6624	3928	2061	5989	2332	879	3211	1823	645	2468	12105	6187	18292	19516	11308	30824
BANWPAKJATAPGARH	729	629	1358	531	496	1027	241	204	445	197	125	322	1698	1454	3152	2822	2319	5141
GRAND TOTAL	127170	90199	217369	113909	74989	188898	70359	42268	112627	67354	37711	105065	378792	245167	623959	609790	402448	1012238

OFFICE OF THE DIRECTOR, SECONDARY EDUCATION, RAJASTHAN, BIKANER

DISTRICT WISE AND CLASS WISE ST ENROLMENT, YEAR 2013-14

(GOVERNMENT)

DISTRICT	6th CLASS			7th CLASS			8th CLASS			T O T A L		
	BOYS	GIRLS	TOTAL	BOYS	GIRLS	TOTAL	BOYS	GIRLS	TOTAL	BOYS	GIRLS	TOTAL
AJMER	208	109	317	240	104	344	199	100	299	647	313	960
ALWAR	406	487	893	458	576	1034	628	649	1277	1492	1712	3204
BANSWARA	6144	5151	11295	6250	5000	11250	6217	5018	11235	18611	15169	33780
BARAN	848	686	1534	1040	717	1757	1021	737	1758	2909	2140	5049
BARMER	454	138	592	428	128	556	363	95	458	1245	361	1606
BHARTPUR	43	68	111	73	91	164	81	125	206	197	284	481
BHILWARA	633	245	878	580	320	900	550	300	850	1763	865	2628
BIKANER	11	0	11	7	23	30	21	20	41	39	43	82
BUNDI	535	470	1005	567	566	1133	678	631	1309	1780	1667	3447
CHITTORGARH	616	338	954	498	301	799	502	289	791	1616	928	2544
CHURU	20	19	39	25	22	47	33	17	50	78	58	136
DOUSA	817	1441	2258	997	1572	2569	1283	1840	3123	3097	4853	7950
DHOLPUR	107	231	338	146	250	396	198	253	451	451	734	1185
DUNGARPUR	4704	4122	8826	5011	4463	9474	4861	4225	9086	14576	12810	27386
HANUMANGARH	5	2	7	6	2	8	6	3	9	17	7	24
JAIPUR	1031	1192	2223	1231	1378	2609	1465	1502	2967	3727	4072	7799
JAISALMER	134	33	167	121	26	147	158	28	186	413	87	500
JALORE	513	164	677	476	121	597	411	117	528	1400	402	1802
JHALAWAR	560	439	999	491	420	911	466	430	896	1517	1289	2806
JHUNJHUNU	59	44	103	71	76	147	110	108	218	240	228	468
JODHPUR	271	89	360	263	93	356	221	94	315	755	276	1031
KOTA	280	305	585	310	270	580	420	375	795	1010	950	1960
NAGAUR	17	23	40	13	17	30	12	11	23	42	51	93
PALI	497	305	802	532	267	799	460	252	712	1489	824	2313
RAJSAMAND	296	108	404	543	215	758	406	99	505	1245	422	1667
SWAIMADHOPUR	305	520	825	490	500	990	510	610	1120	1305	1630	2935
SHRI GANGANAGAR	2	2	4	1	0	1	3	1	4	6	3	9
SIKAR	70	47	117	84	84	168	68	107	175	222	238	460
SIROHI	1409	664	2073	1207	496	1703	999	421	1420	3615	1581	5196
TONK	554	403	957	634	482	1116	717	458	1175	1905	1343	3248
UDAIPUR	6541	4307	10848	6167	4050	10217	5653	3401	9054	18361	11758	30119
KAROLI	481	796	1277	630	939	1569	752	1001	1753	1863	2736	4599
PRATAPGARH	2380	1814	4194	2468	1847	4315	2387	1865	4252	7235	5526	12761
GRAND TOTAL	30951	24762	55713	32058	25416	57474	31859	25182	57041	94868	75360	170228

OFFICE OF THE DIRECTOR, SECONDARY EDUCATION, RAJASTHAN, BIKANER

DISTRICT WISE AND CLASS WISE ST ENROLMENT, YEAR 2013-14

(GOVERNMENT)

DISTRICT	9th CLASS			10th CLASS			11th CLASS			12th CLASS			(TOTAL 9 - 12)			(TOTAL 6th TO 12TH)		
	BOYS	GIRLS	TOTAL	BOYS	GIRLS	TOTAL	BOYS	GIRLS	TOTAL	BOYS	GIRLS	TOTAL	BOYS	GIRLS	TOTAL			
AJMER	382	228	610	231	150	381	165	112	277	135	92	227	913	582	1495	1560	895	2455
ALWAR	1163	1753	2916	1007	1594	2601	869	902	1771	611	659	1270	3650	4908	8558	5142	6620	11762
BANSWARA	12308	10023	22331	10520	9826	20346	5725	4583	10308	4836	3817	8653	33389	28249	61638	52000	43418	95418
BARAN	1531	1233	2764	757	703	1460	439	258	697	240	163	403	2967	2357	5324	5876	4497	10373
BARMER	768	201	969	436	112	548	120	28	148	164	18	182	1488	359	1847	2733	720	3453
BHARTPUR	168	252	420	147	243	390	166	171	337	79	63	142	560	729	1289	757	1013	1770
BHILWARA	1473	938	2411	845	595	1440	657	455	1112	471	311	782	3446	2299	5745	5209	3164	8373
BIKANER	14	18	32	8	8	16	14	21	35	20	10	30	56	57	113	95	100	195
BUNDI	1429	1662	3091	1079	1149	2228	671	540	1211	567	450	1017	3746	3801	7547	5526	5468	10994
CHITTORGARH	1117	661	1778	506	338	844	258	147	405	229	140	369	2110	1286	3396	3726	2214	5940
CHURU	38	57	95	45	54	99	28	27	55	29	28	57	140	166	306	218	224	442
DOUSA	1986	3506	5492	1714	3262	4976	1867	2054	3921	1259	1122	2381	6826	9944	16770	9923	14797	24720
DHOLPUR	254	459	713	189	391	580	241	184	425	208	124	332	892	1158	2050	1343	1892	3235
DUNGARPUR	10450	10210	20660	7581	8694	16275	4078	4170	8248	3089	3099	6188	25198	26173	51371	39774	38983	78757
JANUMANGARH	4	8	12	9	6	15	11	10	21	13	8	21	37	32	69	54	39	93
JAIPUR	2680	3023	5703	2280	2793	5073	2009	1620	3629	1846	1325	3171	8815	8761	17576	12542	12833	25375
JAISALMER	191	24	215	159	17	176	91	2	93	56	1	57	497	44	541	910	131	1041
JALORE	880	248	1128	390	139	529	206	35	241	164	28	192	1640	450	2090	3040	852	3892
JHALAWAR	1272	1135	2407	711	657	1368	507	336	843	298	228	526	2788	2356	5144	4305	3645	7950
JHUNJHUNU	133	174	307	138	195	333	115	112	227	103	148	251	489	629	1118	729	857	1586
KODHPUR	365	150	515	234	100	334	122	48	170	103	21	124	824	319	1143	1579	595	2174
KOTA	760	710	1470	520	575	1095	370	310	680	391	351	742	2041	1946	3987	3051	2896	5947
NAGAUR	19	45	64	12	26	38	15	14	29	8	11	19	54	96	150	96	147	243
NALI	1227	665	1892	639	331	970	255	90	345	247	59	306	2368	1145	3513	3857	1969	5826
RAJSAMAND	311	123	434	321	117	438	148	68	216	139	43	182	919	351	1270	2164	773	2937
SWAIMADHOPUR	910	1305	2215	833	932	1765	790	320	1110	950	380	1330	3483	2937	6420	4788	4567	9355
SHRI GANGANAGA	7	3	10	6	4	10	8	13	21	8	6	14	29	26	55	35	29	64
SIKAR	165	134	299	101	99	200	146	130	276	101	107	208	513	470	983	735	708	1443
SIROHI	2021	863	2884	992	408	1400	384	127	511	286	108	394	3683	1506	5189	7298	3087	10385
TONK	1229	1198	2427	766	794	1560	916	507	1423	644	316	960	3555	2815	6370	5460	4158	9618
UDAIPUR	9824	6841	16665	7336	6174	13510	2853	2161	5014	2692	2091	4783	22705	17267	39972	41066	29025	70091
VAROLI	1026	1821	2847	836	1445	2281	1002	685	1687	644	472	1116	3508	4423	7931	5371	7159	12530
VRATAPGARH	4523	3405	7928	3338	2969	6307	1168	890	2058	1202	869	2071	10231	8133	18364	17466	13659	31125
GRAND TOTAL	60628	53076	113704	44686	44900	89586	26414	21130	47544	21832	16668	38500	153560	135774	289334	248428	211134	459562

OFFICE OF THE DIRECTOR, SECONDARY EDUCATION, RAJASTHAN, BIKANER

DISTRICT WISE AND CLASS WISE ST ENROLMENT, YEAR 2013-14

(NON AIDED)

DISTRICT	6th CLASS			7th CLASS			8th CLASS			T O T A L		
	BOYS	GIRLS	TOTAL	BOYS	GIRLS	TOTAL	BOYS	GIRLS	TOTAL	BOYS	GIRLS	TOTAL
AJMER	134	96	230	144	105	249	146	94	240	424	295	719
ALWAR	1341	749	2090	1348	819	2167	1439	854	2293	4128	2422	6550
BANSWARA	1244	606	1850	1175	508	1683	1094	517	1611	3513	1631	5144
BARAN	637	248	885	684	243	927	703	282	985	2024	773	2797
BARMER	75	34	109	88	19	107	67	31	98	230	84	314
BHARTPUR	354	237	591	419	210	629	376	214	590	1149	661	1810
BHILWARA	127	77	204	131	78	209	168	74	242	426	229	655
BIKANER	26	20	46	34	22	56	20	13	33	80	55	135
BUNDI	502	197	699	565	232	797	542	249	791	1609	678	2287
CHITTORGARH	68	27	95	56	32	88	57	27	84	181	86	267
CHURU	64	52	116	59	49	108	84	45	129	207	146	353
DOUSA	2367	1189	3556	2396	1276	3672	2557	1238	3795	7320	3703	11023
DHOLPUR	321	158	479	368	145	513	366	160	526	1055	463	1518
DUNGARPUR	323	160	483	262	148	410	266	139	405	851	447	1298
HANUMANGARH	12	13	25	9	11	20	8	10	18	29	34	63
JAIPUR	3131	2024	5155	3171	1942	5113	3235	1964	5199	9537	5930	15467
JAISALMER	32	4	36	18	5	23	20	4	24	70	13	83
JALORE	108	27	135	92	20	112	98	30	128	298	77	375
JHALAWAR	405	155	560	451	173	624	489	196	685	1345	524	1869
JHUNJHUNU	280	192	472	301	211	512	317	224	541	898	627	1525
JODHPUR	188	82	270	191	115	306	195	88	283	574	285	859
KOTA	970	531	1501	910	490	1400	1225	859	2084	3105	1880	4985
NAGAU	41	22	63	54	15	69	42	18	60	137	55	192
PALI	65	39	104	100	36	136	91	32	123	256	107	363
RAJSAMAND	30	26	56	50	25	75	36	24	60	116	75	191
SWAIMADHOPUR	1515	610	2125	1540	810	2350	1700	610	2310	4755	2030	6785
SHRI GANGANAGAR	52	19	71	54	24	78	49	35	84	155	78	233
SIKAR	445	227	672	395	217	612	507	275	782	1347	719	2066
SIROHI	39	13	52	34	9	43	26	6	32	99	28	127
TONK	606	217	823	711	233	944	798	239	1037	2115	689	2804
UDAIPUR	641	412	1053	613	365	978	615	329	944	1869	1106	2975
KAROLI	1474	730	2204	1500	840	2340	1531	782	2313	4505	2352	6857
PRATAPGARH	220	104	324	257	139	396	220	108	328	697	351	1048
GRAND TOTAL	17837	9297	27134	18180	9566	27746	19087	9770	28857	55104	28633	83737

OFFICE OF THE DIRECTOR, SECONDARY EDUCATION, RAJASTHAN, BIKANER

DISTRICT WISE AND CLASS WISE ST ENROLMENT, YEAR 2013-14

(NON AIDED)

DISTRICT	9th CLASS			10th CLASS			11th CLASS			12th CLASS			(TOTAL 9 - 12)			(TOTAL 6th TO 12TH)		
	BOYS	GIRLS	TOTAL	BOYS	GIRLS	TOTAL	BOYS	GIRLS	TOTAL	BOYS	GIRLS	TOTAL	BOYS	GIRLS	TOTAL	BOYS	GIRLS	TOTAL
BJMER	171	117	288	242	138	380	135	82	217	178	82	260	726	419	1145	1150	714	1864
BALWAR	2304	1214	3518	3512	1935	5447	1925	1214	3139	2304	1235	3539	10045	5598	15643	14173	8020	22193
BANSWARA	1187	598	1785	1456	906	2362	628	364	992	429	244	673	3700	2112	5812	7213	3743	10956
BARAN	1077	436	1513	1802	611	2413	782	360	1142	816	334	1150	4477	1741	6218	6501	2514	9015
BARMER	87	42	129	127	36	163	57	11	68	46	9	55	317	98	415	547	182	729
BHARTPUR	527	282	809	738	405	1143	392	313	705	464	337	801	2121	1337	3458	3270	1998	5268
BHILWARA	216	101	317	219	101	320	53	37	90	56	22	78	544	261	805	970	490	1460
BIKANER	44	28	72	64	35	99	29	14	43	29	14	43	166	91	257	246	146	392
BUNDI	1073	419	1492	1853	798	2651	663	376	1039	860	337	1197	4449	1930	6379	6058	2608	8666
BHITTORGARH	111	39	150	120	42	162	25	20	45	22	16	38	278	117	395	459	203	662
BHURU	112	74	186	249	101	350	118	74	192	189	109	298	668	358	1026	875	504	1379
BOUSA	4213	1844	6057	6911	3176	10087	3751	2048	5799	4139	1830	5969	19014	8898	27912	26334	12601	38935
BHOLPUR	568	259	827	770	278	1048	324	207	531	335	126	461	1997	870	2867	3052	1333	4385
BUNGARPUR	411	223	634	326	179	505	118	56	174	111	56	167	966	514	1480	1817	961	2778
BANUMANGARH	9	2	11	4	4	8	3	5	8	2	2	4	18	13	31	47	47	94
BAIPUR	4316	2276	6592	5173	2818	7991	3523	2129	5652	3620	2063	5683	16632	9286	25918	26169	15216	41385
BAISALMER	40	10	50	29	10	39	19	6	25	5	3	8	93	29	122	163	42	205
BALORE	158	36	194	202	56	258	91	20	111	73	22	95	524	134	658	822	211	1033
BHALAWAR	741	209	950	1054	306	1360	367	129	496	478	138	616	2640	782	3422	3985	1306	5291
BHUNJHUNU	426	210	636	530	353	883	363	216	579	504	289	793	1823	1068	2891	2721	1695	4416
BODHPUR	244	107	351	353	147	500	155	93	248	199	65	264	951	412	1363	1525	697	2222
BOTA	1410	942	2352	2810	1190	4000	1685	760	2445	2130	820	2950	8035	3712	11747	11140	5592	16732
BAGAUR	55	18	73	88	37	125	60	27	87	89	32	121	292	114	406	429	169	598
BALI	154	45	199	136	46	182	78	29	107	86	19	105	454	139	593	710	246	956
BAJSAMAND	36	12	48	33	13	46	28	8	36	20	8	28	117	41	158	233	116	349
BWAIMADHOPUR	2580	910	3490	4157	1688	5845	1905	715	2620	2610	680	3290	11252	3993	15245	16007	6023	22030
BHRI GANGANAGA	49	34	83	70	42	112	13	7	20	32	26	58	164	109	273	319	187	506
BIKAR	813	415	1228	1006	567	1573	908	560	1468	1397	538	1935	4124	2080	6204	5471	2799	8270
BIROHI	36	8	44	21	6	27	4	2	6	3	1	4	64	17	81	163	45	208
BONK	1130	361	1491	1901	619	2520	478	240	718	837	299	1136	4346	1519	5865	6461	2208	8669
DAIPUR	886	513	1399	900	542	1442	466	357	823	429	364	793	2681	1776	4457	4550	2882	7432
DAROLI	2320	1269	3589	3350	1907	5257	1330	1032	2362	1596	999	2595	8596	5207	13803	13101	7559	20660
DATAPGARH	357	173	530	393	196	589	133	132	265	114	85	199	997	586	1583	1694	937	2631
GRAND TOTAL	27861	13226	41087	40599	19288	59887	20609	11643	32252	24202	11204	35406	113271	55361	168632	168375	83994	252369

OFFICE OF THE DIRECTOR, SECONDARY EDUCATION, RAJASTHAN, BIKANER
 DISTRICT WISE AND CLASS WISE ST ENROLMENT, YEAR 2013-14

(CONSOLIDATED)

DISTRICT	6th CLASS			7th CLASS			8th CLASS			T O T A L		
	BOYS	GIRLS	TOTAL	BOYS	GIRLS	TOTAL	BOYS	GIRLS	TOTAL	BOYS	GIRLS	TOTAL
AJMER	342	205	547	384	209	593	345	194	539	1071	608	1679
ALWAR	1747	1236	2983	1806	1395	3201	2067	1503	3570	5620	4134	9754
BANSWARA	7388	5757	13145	7425	5508	12933	7311	5535	12846	22124	16800	38924
BARAN	1485	934	2419	1724	960	2684	1724	1019	2743	4933	2913	7846
BARMER	529	172	701	516	147	663	430	126	556	1475	445	1920
BHARTPUR	397	305	702	492	301	793	457	339	796	1346	945	2291
BHILWARA	760	322	1082	711	398	1109	718	374	1092	2189	1094	3283
BIKANER	37	20	57	41	45	86	41	33	74	119	98	217
BUNDI	1037	667	1704	1132	798	1930	1220	880	2100	3389	2345	5734
CHITTORGARH	684	365	1049	554	333	887	559	316	875	1797	1014	2811
CHURU	84	71	155	84	71	155	117	62	179	285	204	489
DOUSA	3184	2630	5814	3393	2848	6241	3840	3078	6918	10417	8556	18973
DHOLPUR	428	389	817	514	395	909	564	413	977	1506	1197	2703
DUNGARPUR	5027	4282	9309	5273	4611	9884	5127	4364	9491	15427	13257	28684
HANUMANGARH	17	15	32	15	13	28	14	13	27	46	41	87
JAIPUR	4162	3216	7378	4402	3320	7722	4700	3466	8166	13264	10002	23266
JAISALMER	166	37	203	139	31	170	178	32	210	483	100	583
JALORE	621	191	812	568	141	709	509	147	656	1698	479	2177
JHALAWAR	965	594	1559	942	593	1535	955	626	1581	2862	1813	4675
JHUNJHUNU	339	236	575	372	287	659	427	332	759	1138	855	1993
JODHPUR	459	171	630	454	208	662	416	182	598	1329	561	1890
KOTA	1250	836	2086	1220	760	1980	1645	1234	2879	4115	2830	6945
NAGPUR	58	45	103	67	32	99	54	29	83	179	106	285
PALI	562	344	906	632	303	935	551	284	835	1745	931	2676
RAJSAMAND	326	134	460	593	240	833	442	123	565	1361	497	1858
SWAIMADHOPUR	1820	1130	2950	2030	1310	3340	2210	1220	3430	6060	3660	9720
SHRI GANGANAGAR	54	21	75	55	24	79	52	36	88	161	81	242
SIKAR	515	274	789	479	301	780	575	382	957	1569	957	2526
SIROHI	1448	677	2125	1241	505	1746	1025	427	1452	3714	1609	5323
TONK	1160	620	1780	1345	715	2060	1515	697	2212	4020	2032	6052
UDAIPUR	7182	4719	11901	6780	4415	11195	6268	3730	9998	20230	12864	33094
KAROLI	1955	1526	3481	2130	1779	3909	2283	1783	4066	6368	5088	11456
PRATAPGARH	2600	1918	4518	2725	1986	4711	2607	1973	4580	7932	5877	13809
GRAND TOTAL	48788	34059	82847	50238	34982	85220	50946	34952	85898	149972	103993	253965

OFFICE OF THE DIRECTOR, SECONDARY EDUCATION, RAJASTHAN, BIKANER

DISTRICT WISE AND CLASS WISE ST ENROLMENT, YEAR 2013-14

(CONSOLIDATED)

DISTRICT	9th CLASS			10th CLASS			11th CLASS			12th CLASS			(TOTAL 9 - 12)			(TOTAL 6th TO 12TH)		
	BOYS	GIRLS	TOTAL	BOYS	GIRLS	TOTAL	BOYS	GIRLS	TOTAL	BOYS	GIRLS	TOTAL	BOYS	GIRLS	TOTAL		BOYS	GIRLS
BAJMER	553	345	898	473	288	761	300	194	494	313	174	487	1639	1001	2640	2710	1609	4319
BALWAR	3467	2967	6434	4519	3529	8048	2794	2116	4910	2915	1894	4809	13695	10506	24201	19315	14640	33955
BANSWARA	13495	10621	24116	11976	10732	22708	6353	4947	11300	5265	4061	9326	37089	30361	67450	59213	47161	106374
BARAN	2608	1669	4277	2559	1314	3873	1221	618	1839	1056	497	1553	7444	4098	11542	12377	7011	19388
BARMER	855	243	1098	563	148	711	177	39	216	210	27	237	1805	457	2262	3280	902	4182
BHARTPUR	695	534	1229	885	648	1533	558	484	1042	543	400	943	2681	2066	4747	4027	3011	7038
BHILWARA	1689	1039	2728	1064	696	1760	710	492	1202	527	333	860	3990	2560	6550	6179	3654	9833
BIKANER	58	46	104	72	43	115	43	35	78	49	24	73	222	148	370	341	246	587
BUNDI	2502	2081	4583	2932	1947	4879	1334	916	2250	1427	787	2214	8195	5731	13926	11584	8076	19660
BHITTORGARH	1228	700	1928	626	380	1006	283	167	450	251	156	407	2388	1403	3791	4185	2417	6602
BHURU	150	131	281	294	155	449	146	101	247	218	137	355	808	524	1332	1093	728	1821
BHUSA	6199	5350	11549	8625	6438	15063	5618	4102	9720	5398	2952	8350	25840	18842	44682	36257	27398	63655
BHOLPUR	822	718	1540	959	669	1628	565	391	956	543	250	793	2889	2028	4917	4395	3225	7620
BHUNGARPUR	10861	10433	21294	7907	8873	16780	4196	4226	8422	3200	3155	6355	26164	26687	52851	41591	39944	81535
BHANUMANGARH	13	10	23	13	10	23	14	15	29	15	10	25	55	45	100	101	86	187
BAIIPUR	6996	5299	12295	7453	5611	13064	5532	3749	9281	5466	3388	8854	25447	18047	43494	38711	28049	66760
BAISALMER	231	34	265	188	27	215	110	8	118	61	4	65	590	73	663	1073	173	1246
BALORE	1038	284	1322	592	195	787	297	55	352	237	50	287	2164	584	2748	3862	1063	4925
BHALAWAR	2013	1344	3357	1765	963	2728	874	465	1339	776	366	1142	5428	3138	8566	8290	4951	13241
BHUNJHUNU	559	384	943	668	548	1216	478	328	806	607	437	1044	2312	1697	4009	3450	2552	6002
BODHPUR	609	257	866	587	247	834	277	141	418	302	86	388	1775	731	2506	3104	1292	4396
BOTA	2170	1652	3822	3330	1765	5095	2055	1070	3125	2521	1171	3692	10076	5658	15734	14191	8488	22679
BAGGAUR	74	63	137	100	63	163	75	41	116	97	43	140	346	210	556	525	316	841
BALI	1381	710	2091	775	377	1152	333	119	452	333	78	411	2822	1284	4106	4567	2215	6782
BAJSAMAND	347	135	482	354	130	484	176	76	252	159	51	210	1036	392	1428	2397	889	3286
BWAIMADHOPUR	3490	2215	5705	4990	2620	7610	2695	1035	3730	3560	1060	4620	14735	6930	21665	20795	10590	31385
BHRI GANGANAGA	56	37	93	76	46	122	21	20	41	40	32	72	193	135	328	354	216	570
BIKAR	978	549	1527	1107	666	1773	1054	690	1744	1498	645	2143	4637	2550	7187	6206	3507	9713
BIROHI	2057	871	2928	1013	414	1427	388	129	517	289	109	398	3747	1523	5270	7461	3132	10593
BTONK	2359	1559	3918	2667	1413	4080	1394	747	2141	1481	615	2096	7901	4334	12235	11921	6366	18287
BDAIPUR	10710	7354	18064	8236	6716	14952	3319	2518	5837	3121	2455	5576	25386	19043	44429	45616	31907	77523
BAROLI	3346	3090	6436	4186	3352	7538	2332	1717	4049	2240	1471	3711	12104	9630	21734	18472	14718	33190
BRATAPGARH	4880	3578	8458	3731	3165	6896	1301	1022	2323	1316	954	2270	11228	8719	19947	19160	14596	33756
GRAND TOTAL	88489	66302	154791	85285	64188	149473	47023	32773	79796	46034	27872	73906	266831	191135	457966	416803	295128	711931

OFFICE OF THE DIRECTOR, SECONDARY EDUCATION, RAJASTHAN, BIKANER

DISTRICT WISE AND CLASS WISE OBC ENROLMENT, YEAR 2013-14

(CONSOLIDATED)

DISTRICT	6th CLASS			7th CLASS			8th CLASS			T O T A L		
	BOYS	GIRLS	TOTAL	BOYS	GIRLS	TOTAL	BOYS	GIRLS	TOTAL	BOYS	GIRLS	TOTAL
AJMER	8920	6067	14987	8918	5433	14351	9535	5304	14839	27373	16804	44177
ALWAR	13242	9218	22460	13431	9404	22835	14087	9346	23433	40760	27968	68728
BANSWARA	940	806	1746	1055	722	1777	1039	766	1805	3034	2294	5328
BARAN	3393	2471	5864	3600	2565	6165	3708	2688	6396	10701	7724	18425
BARMER	7077	4153	11230	7277	4136	11413	7407	4215	11622	21761	12504	34265
BHARTPUR	9453	6323	15776	9808	6563	16371	10019	6692	16711	29280	19578	48858
BHILWARA	5547	3348	8895	5715	3454	9169	6109	3540	9649	17371	10342	27713
BIKANER	4858	3856	8714	5139	3937	9076	5509	4052	9561	15506	11845	27351
BUNDI	2509	1830	4339	2714	1930	4644	2877	1936	4813	8100	5696	13796
CHITTORGARH	2776	2162	4938	3007	2149	5156	3097	2197	5294	8880	6508	15388
CHURU	7437	5340	12777	7652	5387	13039	8698	6059	14757	23787	16786	40573
DOUSA	4118	3234	7352	4314	3335	7649	4557	3457	8014	12989	10026	23015
DHOLPUR	3749	2933	6682	3772	2918	6690	3962	2898	6860	11483	8749	20232
DUNGARPUR	917	742	1659	954	795	1749	1111	851	1962	2982	2388	5370
HANUMANGARH	10219	7312	17531	8918	7018	15936	9305	6921	16226	28442	21251	49693
JAIPUR	18740	13710	32450	18870	14036	32906	19781	14552	34333	57391	42298	99689
JAISALMER	1343	520	1863	1415	498	1913	1418	494	1912	4176	1512	5688
JALORE	4434	2918	7352	4676	2791	7467	5033	2682	7715	14143	8391	22534
JHALAWAR	2993	2163	5156	3015	2302	5317	3275	2036	5311	9283	6501	15784
JHUNJHUNU	11824	8834	20658	12926	8745	21671	13318	9056	22374	38068	26635	64703
JODHPUR	10196	6884	17080	10423	6655	17078	11185	6916	18101	31804	20455	52259
KOTA	4610	4900	9510	4722	5080	9802	5104	5415	10519	14436	15395	29831
NAGAU	10690	7394	18084	10493	8187	18680	11690	8996	20686	32873	24577	57450
PALI	5223	3703	8926	5670	3695	9365	6049	3901	9950	16942	11299	28241
RAJSAMAND	2253	1860	4113	3052	1632	4684	2765	1873	4638	8070	5365	13435
SWAIMADHOPUR	3100	2517	5617	4218	1925	6143	3845	1820	5665	11163	6262	17425
SHRI GANGANAGAR	3291	3019	6310	3150	2894	6044	3249	2961	6210	9690	8874	18564
SIKAR	12751	9952	22703	13490	9950	23440	14216	10426	24642	40457	30328	70785
SIROHI	1877	1136	3013	1936	1172	3108	2137	1149	3286	5950	3457	9407
TONK	3468	2612	6080	4171	2752	6923	4578	2784	7362	12217	8148	20365
UDAIPUR	3131	2193	5324	3413	2318	5731	3495	2440	5935	10039	6951	16990
KAROLI	3294	2270	5564	3494	2359	5853	3668	2358	6026	10456	6987	17443
PRATAPGARH	754	566	1320	805	627	1432	838	661	1499	2397	1854	4251
GRAND TOTAL	189127	136946	326073	196213	137364	333577	206664	141442	348106	592004	415752	1007756

	9th CLASS			10th CLASS			11th CLASS			12th CLASS			(TOTAL 9 - 12)			(TOTAL 6th TO 12TH)	BOYS	GIRLS	TOTAL
	BOYS	GIRLS	TOTAL	BOYS	GIRLS	TOTAL	BOYS	GIRLS	TOTAL	BOYS	GIRLS	TOTAL	BOYS	GIRLS	TOTAL				
	17146	9832	26978	12876	6973	19849	7546	4217	11763	6303	3546	9849	43871	24568	68439	71244	41372	112616	
	21722	15682	37404	23193	16115	39308	16346	11156	27502	17426	9887	27313	78687	52840	131527	119447	80808	200255	
	1803	1525	3328	1595	1215	2810	1168	862	2030	1135	728	1863	5701	4330	10031	8735	6624	15359	
	5557	4213	9770	5654	3858	9512	3062	2073	5135	2904	1710	4614	17177	11854	29031	27878	19578	47456	
	13288	7823	21111	11241	6549	17790	6510	3706	10216	5011	2966	7977	36050	21044	57094	57811	33548	91359	
	15007	10561	25568	15238	9037	24275	10358	5784	16142	10458	4730	15188	51061	30112	81173	80341	49690	130031	
	12484	7596	20080	7325	4718	12043	4828	3032	7860	3913	2471	6384	28550	17817	46367	45921	28159	74080	
	7773	4870	12643	8177	4336	12513	4735	2864	7599	5172	2724	7896	25857	14794	40651	41363	26639	68002	
	5590	4281	9871	5841	3779	9620	2905	1801	4706	2880	1757	4637	17216	11618	28834	25316	17314	42630	
	7156	4800	11956	4857	3157	8014	2783	1930	4713	2165	1503	3668	16961	11390	28351	25841	17898	43739	
	12241	9334	21575	14733	10301	25034	8225	5759	13984	11119	6774	17893	46318	32168	78486	70105	48954	119059	
	6698	5389	12087	8449	5404	13853	5641	3208	8849	5149	2437	7586	25937	16438	42375	38926	26464	65390	
	5447	4650	10097	5241	3484	8725	3136	1677	4813	2445	1039	3484	16269	10850	27119	27752	19599	47351	
	2057	1743	3800	1739	1515	3254	1335	1032	2367	1190	840	2030	6321	5130	11451	9303	7518	16821	
	8021	6935	14956	8519	6218	14737	7921	8221	16142	7182	9321	16503	31643	30695	62338	60085	51946	112031	
	26600	18562	45162	27741	20783	48524	22425	16729	39154	23151	15640	38791	99917	71714	171631	157308	114012	271320	
	1866	709	2575	1349	540	1889	776	268	1044	638	227	865	4629	1744	6373	8805	3256	12061	
	9588	4664	14252	7600	3486	11086	4427	1936	6363	3304	1425	4729	24919	11511	36430	39062	19902	58964	
	6582	4486	11068	5853	3745	9598	3589	2235	5824	3237	1736	4973	19261	12202	31463	28544	18703	47247	
	18922	11773	30695	22743	15965	38708	16070	12568	28638	17843	13190	31033	75578	53496	129074	113646	80131	193777	
	18752	11223	29975	18610	9945	28555	13361	6267	19628	12574	5412	17986	63297	32847	96144	95101	53302	148403	
	8400	5020	13420	8680	5205	13885	9005	5573	14578	9916	5765	15681	36001	21563	57564	50437	36958	87395	
	15283	12535	27818	14370	10429	24799	12930	8177	21107	13354	7086	20440	55937	38227	94164	88810	62804	151614	
	13395	8117	21512	9190	5271	14461	5373	2598	7971	4296	2033	6329	32254	18019	50273	49196	29318	78514	
	2519	1652	4171	2927	1302	4229	2611	2068	4679	2171	1337	3508	10228	6359	16587	18298	11724	30022	
	5245	2819	8064	6202	2901	9103	2625	872	3497	2810	910	3720	16882	7502	24384	28045	13764	41809	
	6184	6144	12328	6020	5889	11909	9693	8868	18561	10232	9030	19262	32129	29931	62060	41819	38805	80624	
	18611	13354	31965	23262	15135	38397	18743	10884	29627	25670	12947	38617	86286	52320	138606	126743	82648	209391	
	4828	2496	7324	3021	1405	4426	1904	728	2632	1771	634	2405	11524	5263	16787	17474	8720	26194	
	7217	4945	12162	7894	4408	12302	4370	2618	6988	4452	2227	6679	23933	14198	38131	36150	22346	58496	
	5902	4347	10249	4793	3500	8293	3030	1988	5018	2950	2000	4950	16675	11835	28510	26714	18786	45500	
	5173	3203	8376	5849	3030	8879	3741	1490	5231	3077	1161	4238	17840	8884	26724	28296	15871	44167	
	1733	1507	3240	1403	1205	2608	738	635	1373	538	410	948	4412	3757	8169	6809	5611	12420	
AL	318790	216790	535580	312185	200803	512988	221910	143824	365734	226436	135603	362039	1079321	697020	1776341	11671325	1112772	2784097	

OFFICE OF THE DIRECTOR, SECONDARY EDUCATION, RAJASTHAN, BIKANER
 DISTRICT WISE MANAGEMENT WISE TEACHERS, YEAR 2013-14

(SECONDARY)

DISTRICT	GOVERNMENT			AIDED SCHOOLS			UN-AIDED SCHOOLS			GRAND TOTAL		
	MALE	FEMALE	TOTAL	MALE	FEMALE	TOTAL	MALE	FEMALE	TOTAL	MALE	FEMALE	TOTAL
AJMER	1046	728	1774	0	0	0	1064	1764	2828	2110	2492	4602
ALWAR	1671	566	2237	0	0	0	3644	1917	5561	5315	2483	7798
BANSWARA	1234	313	1547	0	0	0	565	410	975	1799	723	2522
BARAN	800	102	902	0	0	0	1095	515	1610	1895	617	2512
BARMER	1818	191	2009	0	0	0	1018	294	1312	2836	485	3321
BHARTPUR	1251	255	1506	0	0	0	2234	574	2808	3485	829	4314
BHILWARA	1253	309	1562	0	0	0	513	837	1350	1766	1146	2912
BIKANER	854	398	1252	0	0	0	1333	1001	2334	2187	1399	3586
BUNDI	723	175	898	0	0	0	665	555	1220	1388	730	2118
CHITTORGARH	757	222	979	0	0	0	404	722	1126	1161	944	2105
CHURU	1219	275	1494	0	0	0	1897	777	2674	3116	1052	4168
DOUSA	762	153	915	0	0	0	1526	327	1853	2288	480	2768
DHOLPUR	609	62	671	0	0	0	1216	416	1632	1825	478	2303
DUNGARPUR	668	144	812	0	0	0	384	256	640	1052	400	1452
HANUMANGARH	877	264	1141	0	0	0	1508	494	2002	2385	758	3143
JAIPUR	2074	1374	3448	0	0	0	7229	4460	11689	9303	5834	15137
JAISALMER	604	38	642	0	0	0	213	40	253	817	78	895
JALORE	978	43	1021	0	0	0	892	262	1154	1870	305	2175
JHALAWAR	789	145	934	0	0	0	809	352	1161	1598	497	2095
JHUNJHUNU	990	685	1675	0	0	0	3008	655	3663	3998	1340	5338
JODHPUR	1420	465	1885	0	0	0	2592	1659	4251	4012	2124	6136
KOTA	811	530	1341	0	0	0	1600	1191	2791	2411	1721	4132
NAGAU	1900	304	2204	0	0	0	2492	626	3118	4392	930	5322
PALI	1275	142	1417	0	0	0	955	611	1566	2230	753	2983
RAJSAMAND	930	155	1085	0	0	0	290	341	631	1220	496	1716
SWAIMADHOPUR	733	178	911	0	0	0	680	510	1190	1413	688	2101
SHRI GANGANAGAR	786	451	1237	0	0	0	1041	838	1879	1827	1289	3116
SIKAR	1448	490	1938	0	0	0	3017	1495	4512	4465	1985	6450
SIROHI	467	57	524	0	0	0	309	127	436	776	184	960
TONK	862	140	1002	0	0	0	1428	834	2262	2290	974	3264
UDAIPUR	1419	729	2148	0	0	0	668	1228	1896	2087	1957	4044
KAROLI	870	131	1001	0	0	0	1782	476	2258	2652	607	3259
PRATAPGARH	375	46	421	0	0	0	220	231	451	595	277	872
GRAND TOTAL	34273	10260	44533	0	0	0	48291	26795	75086	82564	37055	119619

OFFICE OF THE DIRECTOR, SECONDARY EDUCATION, RAJASTHAN, BIKANER

DISTRICT WISE MANAGEMENT WISE TEACHERS, YEAR 2013-14

(SR. SECONDARY)

DISTRICT	GOVERNMENT			AIDED SCHOOLS			UN-AIDED SCHOOLS			GRAND TOTAL		
	MALE	FEMALE	TOTAL	MALE	FEMALE	TOTAL	MALE	FEMALE	TOTAL	MALE	FEMALE	TOTAL
AJMER	1161	899	2060	0	0	0	1231	2576	3807	2392	3475	5867
ALWAR	1882	675	2557	0	0	0	4977	1891	6868	6859	2566	9425
BANSWARA	787	258	1045	0	0	0	558	393	951	1345	651	1996
BARAN	459	94	553	0	0	0	1221	472	1693	1680	566	2246
BARMER	869	145	1014	0	0	0	922	184	1106	1791	329	2120
BHARTPUR	1310	256	1566	0	0	0	2919	760	3679	4229	1016	5245
BHILWARA	1089	418	1507	0	0	0	398	642	1040	1487	1060	2547
BIKANER	620	495	1115	0	0	0	1291	757	2048	1911	1252	3163
BUNDI	543	144	687	0	0	0	740	470	1210	1283	614	1897
CHITTORGARH	704	288	992	0	0	0	215	229	444	919	517	1436
CHURU	891	232	1123	0	0	0	2646	1012	3658	3537	1244	4781
DOUSA	975	184	1159	0	0	0	2503	419	2922	3478	603	4081
DHOLPUR	488	103	591	0	0	0	1063	293	1356	1551	396	1947
DUNGARPUR	760	138	898	0	0	0	204	194	398	964	332	1296
HANUMANGARH	635	285	920	0	0	0	2640	928	3568	3275	1213	4488
JAIPUR	2509	1635	4144	0	0	0	10069	5491	15560	12578	7126	19704
JAISALMER	239	29	268	0	0	0	110	30	140	349	59	408
JALORE	560	59	619	0	0	0	856	142	998	1416	201	1617
JHALAWAR	577	178	755	0	0	0	466	207	673	1043	385	1428
JHUNJHUNU	1224	417	1641	0	0	0	3585	790	4375	4809	1207	6016
JODHPUR	1216	597	1813	0	0	0	2953	2232	5185	4169	2829	6998
KOTA	590	441	1031	0	0	0	2167	1624	3791	2757	2065	4822
NAGAU	1357	191	1548	0	0	0	3135	821	3956	4492	1012	5504
PALI	1094	174	1268	0	0	0	727	297	1024	1821	471	2292
RAJSAMAND	639	173	812	0	0	0	963	517	1480	1602	690	2292
SWAIMADHOPUR	641	163	804	0	0	0	1300	457	1757	1941	620	2561
SHRI GANGANAGAR	603	468	1071	0	0	0	1830	1206	3036	2433	1674	4107
SIKAR	1693	418	2111	0	0	0	7232	2800	10032	8925	3218	12143
SIROHI	251	65	316	0	0	0	189	106	295	440	171	611
TONK	775	149	924	0	0	0	1223	556	1779	1998	705	2703
UDAIPUR	1270	744	2014	0	0	0	545	1395	1940	1815	2139	3954
KAROLI	743	106	849	0	0	0	1510	307	1817	2253	413	2666
PRATAPGARH	287	50	337	0	0	0	183	169	352	470	219	689
GRAND TOTAL	29441	10671	40112	0	0	0	62571	30367	92938	92012	41038	133050

OFFICE OF THE DIRECTOR, SECONDARY EDUCATION, RAJASTHAN, BIKANER
 DISTRICT WISE MANAGEMENT WISE TEACHERS, YEAR 2013-14

(CONSOLIDATED)

DISTRICT	GOVERNMENT			AIDED SCHOOLS			UN-AIDED SCHOOLS			GRAND TOTAL		
	MALE	FEMALE	TOTAL	MALE	FEMALE	TOTAL	MALE	FEMALE	TOTAL	MALE	FEMALE	TOTAL
AJMER	2207	1627	3834	0	0	0	2295	4340	6635	4502	5967	10469
ALWAR	3553	1241	4794	0	0	0	8621	3808	12429	12174	5049	17223
BANSWARA	2021	571	2592	0	0	0	1123	803	1926	3144	1374	4518
BARAN	1259	196	1455	0	0	0	2316	987	3303	3575	1183	4758
BARMER	2687	336	3023	0	0	0	1940	478	2418	4627	814	5441
BHARTPUR	2561	511	3072	0	0	0	5153	1334	6487	7714	1845	9559
BHILWARA	2342	727	3069	0	0	0	911	1479	2390	3253	2206	5459
BIKANER	1474	893	2367	0	0	0	2624	1758	4382	4098	2651	6749
BUNDI	1266	319	1585	0	0	0	1405	1025	2430	2671	1344	4015
CHITTOGARH	1461	510	1971	0	0	0	619	951	1570	2080	1461	3541
CHURU	2110	507	2617	0	0	0	4543	1789	6332	6653	2296	8949
DOUSA	1737	337	2074	0	0	0	4029	746	4775	5766	1083	6849
DHOLPUR	1097	165	1262	0	0	0	2279	709	2988	3376	874	4250
DUNGARPUR	1428	282	1710	0	0	0	588	450	1038	2016	732	2748
HANUMANGARH	1512	549	2061	0	0	0	4148	1422	5570	5660	1971	7631
JAIPUR	4583	3009	7592	0	0	0	17298	9951	27249	21881	12960	34841
JAISALMER	843	67	910	0	0	0	323	70	393	1166	137	1303
JALORE	1538	102	1640	0	0	0	1748	404	2152	3286	506	3792
JHALAWAR	1366	323	1689	0	0	0	1275	559	1834	2641	882	3523
JHUNJHUNU	2214	1102	3316	0	0	0	6593	1445	8038	8807	2547	11354
JODHPUR	2636	1062	3698	0	0	0	5545	3891	9436	8181	4953	13134
KOTA	1401	971	2372	0	0	0	3767	2815	6582	5168	3786	8954
NAGAU	3257	495	3752	0	0	0	5627	1447	7074	8884	1942	10826
PALI	2369	316	2685	0	0	0	1682	908	2590	4051	1224	5275
RAJSAMAND	1569	328	1897	0	0	0	1253	858	2111	2822	1186	4008
SWAIMADHOPUR	1374	341	1715	0	0	0	1980	967	2947	3354	1308	4662
SHRI GANGANAGAR	1389	919	2308	0	0	0	2871	2044	4915	4260	2963	7223
SIKAR	3141	908	4049	0	0	0	10249	4295	14544	13390	5203	18593
SIROHI	718	122	840	0	0	0	498	233	731	1216	355	1571
TONK	1637	289	1926	0	0	0	2651	1390	4041	4288	1679	5967
UDAIPUR	2689	1473	4162	0	0	0	1213	2623	3836	3902	4096	7998
KAROLI	1613	237	1850	0	0	0	3292	783	4075	4905	1020	5925
PRATAPGARH	662	96	758	0	0	0	403	400	803	1065	496	1561
GRAND TOTAL	63714	20931	84645	0	0	0	110862	57162	168024	174576	78093	252669

DISTRICT	GOVERNMENT			AIDED SCHOOLS			UN-AIDED SCHOOLS			GRAND TOTAL		
	MALE	FEMALE	TOTAL	MALE	FEMALE	TOTAL	MALE	FEMALE	TOTAL	MALE	FEMALE	TOTAL
AJMER	229	126	355	0	0	0	181	197	378	410	323	733
ALWAR	273	70	343	0	0	0	629	158	787	902	228	1130
BANSWARA	91	15	106	0	0	0	28	11	39	119	26	145
BARAN	167	18	185	0	0	0	128	43	171	295	61	356
BARMER	300	14	314	0	0	0	161	13	174	461	27	488
BHARTPUR	216	28	244	0	0	0	259	36	295	475	64	539
BHILWARA	245	30	275	0	0	0	62	37	99	307	67	374
BIKANER	131	46	177	0	0	0	134	46	180	265	92	357
BUNDI	134	15	149	0	0	0	97	42	139	231	57	288
CHITTORGARH	129	32	161	0	0	0	57	51	108	186	83	269
CHURU	197	14	211	0	0	0	295	44	339	492	58	550
DOUSA	97	27	124	0	0	0	254	28	282	351	55	406
DHOLPUR	97	2	99	0	0	0	145	33	178	242	35	277
DUNGARPUR	70	13	83	0	0	0	31	10	41	101	23	124
HANUMANGARH	189	65	254	0	0	0	201	167	368	390	232	622
JAIPUR	391	152	543	0	0	0	1042	550	1592	1433	702	2135
JAISALMER	145	1	146	0	0	0	40	4	44	185	5	190
JALORE	271	7	278	0	0	0	286	48	334	557	55	612
JHALAWAR	139	22	161	0	0	0	97	12	109	236	34	270
JHUNJHUNU	141	68	209	0	0	0	298	41	339	439	109	548
JODHPUR	280	53	333	0	0	0	328	88	416	608	141	749
KOTA	151	70	221	0	0	0	240	123	363	391	193	584
NAGAUR	254	64	318	0	0	0	326	43	369	580	107	687
PALI	307	29	336	0	0	0	305	69	374	612	98	710
RAJSAMAND	167	33	200	0	0	0	48	13	61	215	46	261
SWAIMADHOPUR	83	14	97	0	0	0	360	99	459	443	113	556
SHRI GANGANAGAR	157	48	205	0	0	0	170	60	230	327	108	435
SIKAR	240	53	293	0	0	0	494	122	616	734	175	909
SIROHI	79	9	88	0	0	0	91	12	103	170	21	191
TONK	178	27	205	0	0	0	290	53	343	468	80	548
UDAIPUR	121	31	152	0	0	0	64	51	115	185	82	267
KAROLI	114	4	118	0	0	0	214	22	236	328	26	354
PRATAPGARH	50	2	52	0	0	0	11	6	17	61	8	69
GRAND TOTAL	5833	1202	7035	0	0	0	7366	2332	9698	13199	3534	16733

OFFICE OF THE DIRECTOR, SECONDARY EDUCATION, RAJASTHAN, BIKANER

DISTRICT WISE MANAGEMENT WISE SC TEACHERS, YEAR 2013-14

(SR. SECONDARY)

DISTRICT	GOVERNMENT			AIDED SCHOOLS			UN-AIDED SCHOOLS			GRAND TOTAL		
	MALE	FEMALE	TOTAL	MALE	FEMALE	TOTAL	MALE	FEMALE	TOTAL	MALE	FEMALE	TOTAL
AJMER	254	124	378	0	0	0	157	113	270	411	237	648
ALWAR	307	57	364	0	0	0	586	125	711	893	182	1075
BANSWARA	37	11	48	0	0	0	29	12	41	66	23	89
BARAN	62	17	79	0	0	0	172	42	214	234	59	293
BARMER	163	13	176	0	0	0	79	4	83	242	17	259
BHARTPUR	184	18	202	0	0	0	284	24	308	468	42	510
BHILWARA	158	22	180	0	0	0	25	15	40	183	37	220
BIKANER	84	38	122	0	0	0	91	12	103	175	50	225
BUNDI	80	11	91	0	0	0	87	40	127	167	51	218
CHITTORGARH	121	19	140	0	0	0	23	11	34	144	30	174
CHURU	136	15	151	0	0	0	294	44	338	430	59	489
DOUSA	130	19	149	0	0	0	370	24	394	500	43	543
DHOLPUR	67	10	77	0	0	0	108	18	126	175	28	203
DUNGARPUR	49	3	52	0	0	0	3	2	5	52	5	57
HANUMANGARH	212	97	309	0	0	0	187	88	275	399	185	584
JAIPUR	366	425	791	0	0	0	1367	611	1978	1733	1036	2769
JAISALMER	47	3	50	0	0	0	20	0	20	67	3	70
JALORE	122	9	131	0	0	0	195	15	210	317	24	341
JHALAWAR	85	13	98	0	0	0	50	14	64	135	27	162
JHUNJHUNU	231	41	272	0	0	0	306	42	348	537	83	620
JODHPUR	204	50	254	0	0	0	297	71	368	501	121	622
KOTA	83	32	115	0	0	0	265	182	447	348	214	562
NAGAU	181	21	202	0	0	0	386	102	488	567	123	690
PALI	245	30	275	0	0	0	162	38	200	407	68	475
RAJSAMAND	14	15	29	0	0	0	28	19	47	42	34	76
SWAIMADHOPUR	103	23	126	0	0	0	288	57	345	391	80	471
SHRI GANGANAGAR	99	42	141	0	0	0	298	82	380	397	124	521
SIKAR	258	43	301	0	0	0	821	134	955	1079	177	1256
SIROHI	31	19	50	0	0	0	38	8	46	69	27	96
TONK	146	18	164	0	0	0	211	58	269	357	76	433
UDAIPUR	158	45	203	0	0	0	47	36	83	205	81	286
KAROLI	88	1	89	0	0	0	166	10	176	254	11	265
PRATAPGARH	27	3	30	0	0	0	22	14	36	49	17	66
GRAND TOTAL	4532	1307	5839	0	0	0	7462	2067	9529	11994	3374	15368

OFFICE OF THE DIRECTOR, SECONDARY EDUCATION, RAJASTHAN, BIKANER
 DISTRICT WISE MANAGEMENT WISE SC TEACHERS, YEAR 2013-14

(CONSOLIDATED)

DISTRICT	GOVERNMENT			AIDED SCHOOLS			UN-AIDED SCHOOLS			GRAND TOTAL		
	MALE	FEMALE	TOTAL	MALE	FEMALE	TOTAL	MALE	FEMALE	TOTAL	MALE	FEMALE	TOTAL
AJMER	483	250	733	0	0	0	338	310	648	821	560	1381
ALWAR	580	127	707	0	0	0	1215	283	1498	1795	410	2205
BANSWARA	128	26	154	0	0	0	57	23	80	185	49	234
BARAN	229	35	264	0	0	0	300	85	385	529	120	649
BARMER	463	27	490	0	0	0	240	17	257	703	44	747
BHARTPUR	400	46	446	0	0	0	543	60	603	943	106	1049
BHILWARA	403	52	455	0	0	0	87	52	139	490	104	594
BIKANER	215	84	299	0	0	0	225	58	283	440	142	582
BUNDI	214	26	240	0	0	0	184	82	266	398	108	506
CHITTORGARH	250	51	301	0	0	0	80	62	142	330	113	443
CHURU	333	29	362	0	0	0	589	88	677	922	117	1039
DOUSA	227	46	273	0	0	0	624	52	676	851	98	949
DHOLPUR	164	12	176	0	0	0	253	51	304	417	63	480
DUNGARPUR	119	16	135	0	0	0	34	12	46	153	28	181
HANUMANGARH	401	162	563	0	0	0	388	255	643	789	417	1206
JAIPUR	757	577	1334	0	0	0	2409	1161	3570	3166	1738	4904
JAISALMER	192	4	196	0	0	0	60	4	64	252	8	260
JALORE	393	16	409	0	0	0	481	63	544	874	79	953
JHALAWAR	224	35	259	0	0	0	147	26	173	371	61	432
JHUNJHUNU	372	109	481	0	0	0	604	83	687	976	192	1168
JODHPUR	484	103	587	0	0	0	625	159	784	1109	262	1371
KOTA	234	102	336	0	0	0	505	305	810	739	407	1146
NAGAUR	435	85	520	0	0	0	712	145	857	1147	230	1377
PALI	552	59	611	0	0	0	467	107	574	1019	166	1185
RAJSAMAND	181	48	229	0	0	0	76	32	108	257	80	337
SWAIMADHOPUR	186	37	223	0	0	0	648	156	804	834	193	1027
SHRI GANGANAGAR	256	90	346	0	0	0	468	142	610	724	232	956
SIKAR	498	96	594	0	0	0	1315	256	1571	1813	352	2165
SIROHI	110	28	138	0	0	0	129	20	149	239	48	287
TONK	324	45	369	0	0	0	501	111	612	825	156	981
UDAIPUR	279	76	355	0	0	0	111	87	198	390	163	553
KAROLI	202	5	207	0	0	0	380	32	412	582	37	619
PRATAPGARH	77	5	82	0	0	0	33	20	53	110	25	135
GRAND TOTAL	10365	2509	12874	0	0	0	14828	4399	19227	25193	6908	32101

OFFICE OF THE DIRECTOR, SECONDARY EDUCATION, RAJASTHAN, BIKANER
 DISTRICT WISE MANAGEMENT WISE ST TEACHERS, YEAR 2013-14

(SECONDARY)

DISTRICT	GOVERNMENT			AIDED SCHOOLS			UN-AIDED SCHOOLS			GRAND TOTAL		
	MALE	FEMALE	TOTAL	MALE	FEMALE	TOTAL	MALE	FEMALE	TOTAL	MALE	FEMALE	TOTAL
AJMER	88	25	113	0	0	0	22	11	33	110	36	146
ALWAR	164	56	220	0	0	0	254	51	305	418	107	525
BANSWARA	583	75	658	0	0	0	188	64	252	771	139	910
BARAN	153	18	171	0	0	0	81	17	98	234	35	269
BARMER	148	1	149	0	0	0	18	3	21	166	4	170
BHARTPUR	67	15	82	0	0	0	67	12	79	134	27	161
BHILWARA	206	12	218	0	0	0	33	8	41	239	20	259
BIKANER	87	6	93	0	0	0	3	3	6	90	9	99
BUNDI	167	14	181	0	0	0	96	21	117	263	35	298
CHITTORGARH	89	14	103	0	0	0	9	9	18	98	23	121
CHURU	75	13	88	0	0	0	13	11	24	88	24	112
DOUSA	199	55	254	0	0	0	312	50	362	511	105	616
DHOLPUR	75	8	83	0	0	0	48	11	59	123	19	142
DUNGARPUR	274	64	338	0	0	0	70	15	85	344	79	423
HANUMANGARH	15	7	22	0	0	0	61	34	95	76	41	117
JAIPUR	227	133	360	0	0	0	612	295	907	839	428	1267
JAISALMER	31	0	31	0	0	0	4	0	4	35	0	35
JALORE	80	1	81	0	0	0	27	1	28	107	2	109
JHALAWAR	95	14	109	0	0	0	168	20	188	263	34	297
JHUNJHUNU	40	19	59	0	0	0	43	11	54	83	30	113
JODHPUR	50	5	55	0	0	0	16	13	29	66	18	84
KOTA	125	38	163	0	0	0	149	52	201	274	90	364
NAGAUR	78	12	90	0	0	0	22	3	25	100	15	115
PALI	99	5	104	0	0	0	12	0	12	111	5	116
RAJSAMAND	32	21	53	0	0	0	13	11	24	45	32	77
SWAIMADHOPUR	101	22	123	0	0	0	275	35	310	376	57	433
SHRI GANGANAGAR	54	0	54	0	0	0	3	3	6	57	3	60
SIKAR	35	21	56	0	0	0	64	24	88	99	45	144
SIROHI	47	2	49	0	0	0	20	8	28	67	10	77
TONK	184	21	205	0	0	0	100	18	118	284	39	323
UDAIPUR	79	16	95	0	0	0	63	29	92	142	45	187
KAROLI	238	50	288	0	0	0	311	30	341	549	80	629
PRATAPGARH	118	10	128	0	0	0	35	2	37	153	12	165
GRAND TOTAL	4103	773	4876	0	0	0	3212	875	4087	7315	1648	8963

OFFICE OF THE DIRECTOR, SECONDARY EDUCATION, RAJASTHAN, BIKANER
 DISTRICT WISE MANAGEMENT WISE ST TEACHERS, YEAR 2013-14

(SR. SECONDARY)

DISTRICT	GOVERNMENT			AIDED SCHOOLS			UN-AIDED SCHOOLS			GRAND TOTAL		
	MALE	FEMALE	TOTAL	MALE	FEMALE	TOTAL	MALE	FEMALE	TOTAL	MALE	FEMALE	TOTAL
AJMER	47	18	65	0	0	0	16	18	34	63	36	99
ALWAR	193	40	233	0	0	0	231	25	256	424	65	489
BANSWARA	187	30	217	0	0	0	195	22	217	382	52	434
BARAN	69	16	85	0	0	0	99	17	116	168	33	201
BARMER	47	2	49	0	0	0	12	0	12	59	2	61
BHARTPUR	72	9	81	0	0	0	38	5	43	110	14	124
BHILWARA	104	9	113	0	0	0	8	3	11	112	12	124
BIKANER	27	4	31	0	0	0	0	0	0	27	4	31
BUNDI	84	9	93	0	0	0	88	15	103	172	24	196
CHITTORGARH	26	2	28	0	0	0	6	3	9	32	5	37
CHURU	42	6	48	0	0	0	24	8	32	66	14	80
DOUSA	273	37	310	0	0	0	293	27	320	566	64	630
DHOLPUR	45	2	47	0	0	0	33	6	39	78	8	86
DUNGARPUR	162	21	183	0	0	0	5	4	9	167	25	192
HANUMANGARH	23	11	34	0	0	0	53	38	91	76	49	125
JAIPUR	86	221	307	0	0	0	598	331	929	684	552	1236
JAISALMER	15	0	15	0	0	0	4	0	4	19	0	19
JALORE	32	1	33	0	0	0	6	0	6	38	1	39
JHALAWAR	76	10	86	0	0	0	44	4	48	120	14	134
JHUNJHUNU	55	5	60	0	0	0	33	5	38	88	10	98
JODHPUR	24	3	27	0	0	0	32	8	40	56	11	67
KOTA	45	20	65	0	0	0	135	57	192	180	77	257
NAGOUR	32	4	36	0	0	0	19	1	20	51	5	56
PALI	56	1	57	0	0	0	8	0	8	64	1	65
RAJSAMAND	7	8	15	0	0	0	12	6	18	19	14	33
SWAIMADHOPUR	157	21	178	0	0	0	200	30	230	357	51	408
SHRI GANGANAGAR	9	6	15	0	0	0	6	6	12	15	12	27
SIKAR	39	7	46	0	0	0	124	22	146	163	29	192
SIROHI	14	1	15	0	0	0	12	3	15	26	4	30
TONK	119	14	133	0	0	0	93	14	107	212	28	240
UDAIPUR	94	20	114	0	0	0	20	19	39	114	39	153
KAROLI	232	19	251	0	0	0	247	20	267	479	39	518
PRATAPGARH	48	1	49	0	0	0	21	6	27	69	7	76
GRAND TOTAL	2541	578	3119	0	0	0	2715	723	3438	5256	1301	6557

OFFICE OF THE DIRECTOR, SECONDARY EDUCATION, RAJASTHAN, BIKANER
 DISTRICT WISE MANAGEMENT WISE ST TEACHERS, YEAR 2013-14

(CONSOLIDATED)

DISTRICT	GOVERNMENT			AIDED SCHOOLS			UN-AIDED SCHOOLS			GRAND TOTAL		
	MALE	FEMALE	TOTAL	MALE	FEMALE	TOTAL	MALE	FEMALE	TOTAL	MALE	FEMALE	TOTAL
AJMER	135	43	178	0	0	0	38	29	67	173	72	245
ALWAR	357	96	453	0	0	0	485	76	561	842	172	1014
BANSWARA	770	105	875	0	0	0	383	86	469	1153	191	1344
BARAN	222	34	256	0	0	0	180	34	214	402	68	470
BARMER	195	3	198	0	0	0	30	3	33	225	6	231
BHARTPUR	139	24	163	0	0	0	105	17	122	244	41	285
BHILWARA	310	21	331	0	0	0	41	11	52	351	32	383
BIKANER	114	10	124	0	0	0	3	3	6	117	13	130
BUNDI	251	23	274	0	0	0	184	36	220	435	59	494
CHITTORGARH	115	16	131	0	0	0	15	12	27	130	28	158
CHURU	117	19	136	0	0	0	37	19	56	154	38	192
DOUSA	472	92	564	0	0	0	605	77	682	1077	169	1246
DHOLPUR	120	10	130	0	0	0	81	17	98	201	27	228
DUNGARPUR	436	85	521	0	0	0	75	19	94	511	104	615
HANUMANGARH	38	18	56	0	0	0	114	72	186	152	90	242
JAIPUR	313	354	667	0	0	0	1210	626	1836	1523	980	2503
JAISALMER	46	0	46	0	0	0	8	0	8	54	0	54
JALORE	112	2	114	0	0	0	33	1	34	145	3	148
JHALAWAR	171	24	195	0	0	0	212	24	236	383	48	431
JHUNJHUNU	95	24	119	0	0	0	76	16	92	171	40	211
JODHPUR	74	8	82	0	0	0	48	21	69	122	29	151
KOTA	170	58	228	0	0	0	284	109	393	454	167	621
NAGOUR	110	16	126	0	0	0	41	4	45	151	20	171
PALI	155	6	161	0	0	0	20	0	20	175	6	181
RAJSAMAND	39	29	68	0	0	0	25	17	42	64	46	110
SWAIMADHOPUR	258	43	301	0	0	0	475	65	540	733	108	841
SHRI GANGANAGAR	63	6	69	0	0	0	9	9	18	72	15	87
SIKAR	74	28	102	0	0	0	188	46	234	262	74	336
SIROHI	61	3	64	0	0	0	32	11	43	93	14	107
TONK	303	35	338	0	0	0	193	32	225	496	67	563
UDAIPUR	173	36	209	0	0	0	83	48	131	256	84	340
KAROLI	470	69	539	0	0	0	558	50	608	1028	119	1147
PRATAPGARH	166	11	177	0	0	0	56	8	64	222	19	241
GRAND TOTAL	6644	1351	7995	0	0	0	5927	1598	7525	12571	2949	15520

OFFICE OF THE DIRECTOR, SECONDARY EDUCATION, RAJASTHAN, BIKANER

DISTRICT WISE AND MANAGEMENT WISE SCHOOLS IN RURAL AREA, YEAR 2013-14

(SECONDARY)

DISTRICT	GOVERNMENT			AIDED SCHOOL			UN-AIDED SCHOOLS			GRAND TOTAL		
	BOYS	GIRLS	TOTAL	BOYS	GIRLS	TOTAL	BOYS	GIRLS	TOTAL	BOYS	GIRLS	TOTAL
AJMER	241	18	259	0	0	0	70	0	70	311	18	329
ALWAR	418	15	433	0	0	0	420	0	420	838	15	853
BANSWARA	262	12	274	0	0	0	52	0	52	314	12	326
BARAN	183	5	188	0	0	0	82	0	82	265	5	270
BARMER	379	10	389	0	0	0	82	0	82	461	10	471
BHARTPUR	312	23	335	0	0	0	208	1	209	520	24	544
BHILWARA	305	24	329	0	0	0	41	0	41	346	24	370
BIKANER	202	21	223	0	0	0	102	2	104	304	23	327
BUNDI	153	8	161	0	0	0	62	0	62	215	8	223
CHITTORGARH	230	15	245	0	0	0	28	0	28	258	15	273
CHURU	293	14	307	0	0	0	144	0	144	437	14	451
DOUSA	209	11	220	0	0	0	180	1	181	389	12	401
DHOLPUR	160	5	165	0	0	0	85	1	86	245	6	251
DUNGARPUR	187	17	204	0	0	0	25	0	25	212	17	229
HANUMANGARH	202	16	218	0	0	0	197	0	197	399	16	415
JAIPUR	411	34	445	0	0	0	720	0	720	1131	34	1165
JAISALMER	121	4	125	0	0	0	17	0	17	138	4	142
JALORE	237	7	244	0	0	0	77	1	78	314	8	322
JHALAWAR	200	5	205	0	0	0	68	0	68	268	5	273
JHUNJHUNU	230	35	265	0	0	0	297	2	299	527	37	564
JODHPUR	319	12	331	0	0	0	159	1	160	478	13	491
KOTA	124	12	136	0	0	0	73	0	73	197	12	209
NAGAU	403	32	435	0	0	0	286	1	287	689	33	722
PALI	271	21	292	0	0	0	57	2	59	328	23	351
RAJSAMAND	171	6	177	0	0	0	23	0	23	194	6	200
SWAIMADHOPUR	177	12	189	0	0	0	131	1	132	308	13	321
SHRI GANGANAGAR	266	9	275	0	0	0	190	2	192	456	11	467
SIKAR	310	22	332	0	0	0	349	1	350	659	23	682
SIROHI	128	3	131	0	0	0	17	0	17	145	3	148
TONK	191	10	201	0	0	0	89	1	90	280	11	291
UDAIPUR	397	17	414	0	0	0	59	1	60	456	18	474
KAROLI	199	9	208	0	0	0	149	0	149	348	9	357
PRATAPGARH	121	3	124	0	0	0	19	0	19	140	3	143
GRAND TOTAL	8012	467	8479	0	0	0	4558	18	4576	12570	485	13055

OFFICE OF THE DIRECTOR, SECONDARY EDUCATION, RAJASTHAN, BIKANER

DISTRICT WISE AND MANAGEMENT WISE SCHOOLS IN RURAL AREA, YEAR 2013-14

(SR. SECONDARY)

DISTRICT	GOVERNMENT			AIDED SCHOOL			UN-AIDED SCHOOLS			GRAND TOTAL		
	BOYS	GIRLS	TOTAL	BOYS	GIRLS	TOTAL	BOYS	GIRLS	TOTAL	BOYS	GIRLS	TOTAL
AJMER	129	12	141	0	0	0	24	0	24	153	12	165
ALWAR	220	28	248	0	0	0	340	2	342	560	30	590
BANSWARA	86	15	101	0	0	0	33	0	33	119	15	134
BARAN	62	11	73	0	0	0	51	0	51	113	11	124
BARMER	115	12	127	0	0	0	32	0	32	147	12	159
BHARTPUR	139	7	146	0	0	0	129	0	129	268	7	275
BHILWARA	136	19	155	0	0	0	7	1	8	143	20	163
BIKANER	71	9	80	0	0	0	72	1	73	143	10	153
BUNDI	60	3	63	0	0	0	26	0	26	86	3	89
CHITTORGARH	98	11	109	0	0	0	4	0	4	102	11	113
CHURU	125	4	129	0	0	0	118	2	120	243	6	249
DOUSA	90	11	101	0	0	0	127	1	128	217	12	229
DHOLPUR	55	6	61	0	0	0	47	0	47	102	6	108
DUNGARPUR	89	8	97	0	0	0	3	0	3	92	8	100
HANUMANGARH	88	9	97	0	0	0	162	1	163	250	10	260
JAIPUR	222	19	241	0	0	0	516	0	516	738	19	757
JAISALMER	32	2	34	0	0	0	3	0	3	35	2	37
JALORE	77	4	81	0	0	0	51	0	51	128	4	132
JHALAWAR	76	11	87	0	0	0	15	0	15	91	11	102
JHUNJHUNU	171	17	188	0	0	0	314	3	317	485	20	505
JODHPUR	131	14	145	0	0	0	71	1	72	202	15	217
KOTA	65	9	74	0	0	0	53	0	53	118	9	127
NAGAU	182	16	198	0	0	0	282	0	282	464	16	480
PALI	124	9	133	0	0	0	22	3	25	146	12	158
RAJSAMAND	79	9	88	0	0	0	10	0	10	89	9	98
SWAIMADHOPUR	66	9	75	0	0	0	51	1	52	117	10	127
SHRI GANGANAGAR	84	10	94	0	0	0	179	10	189	263	20	283
SIKAR	171	21	192	0	0	0	369	1	370	540	22	562
SIROHI	48	7	55	0	0	0	1	0	1	49	7	56
TONK	84	3	87	0	0	0	43	0	43	127	3	130
UDAIPUR	144	13	157	0	0	0	21	1	22	165	14	179
KAROLI	71	7	78	0	0	0	68	0	68	139	7	146
PRATAPGARH	46	3	49	0	0	0	11	0	11	57	3	60
GRAND TOTAL	3436	348	3784	0	0	0	3255	28	3283	6691	376	7067

OFFICE OF THE DIRECTOR, SECONDARY EDUCATION, RAJASTHAN, BIKANER

DISTRICT WISE AND MANAGEMENT WISE SCHOOLS IN RURAL AREA, YEAR 2013-14

(CONSOLIDATED)

DISTRICT	GOVERNMENT			AIDED SCHOOL			UN-AIDED SCHOOLS			GRAND TOTAL		
	BOYS	GIRLS	TOTAL	BOYS	GIRLS	TOTAL	BOYS	GIRLS	TOTAL	BOYS	GIRLS	TOTAL
AJMER	370	30	400	0	0	0	94	0	94	464	30	494
ALWAR	638	43	681	0	0	0	760	2	762	1398	45	1443
BANSWARA	348	27	375	0	0	0	85	0	85	433	27	460
BARAN	245	16	261	0	0	0	133	0	133	378	16	394
BARMER	494	22	516	0	0	0	114	0	114	608	22	630
BHARTPUR	451	30	481	0	0	0	337	1	338	788	31	819
BHILWARA	441	43	484	0	0	0	48	1	49	489	44	533
BIKANER	273	30	303	0	0	0	174	3	177	447	33	480
BUNDI	213	11	224	0	0	0	88	0	88	301	11	312
CHITTORGARH	328	26	354	0	0	0	32	0	32	360	26	386
CHURU	418	18	436	0	0	0	262	2	264	680	20	700
DOUSA	299	22	321	0	0	0	307	2	309	606	24	630
DHOLPUR	215	11	226	0	0	0	132	1	133	347	12	359
DUNGARPUR	276	25	301	0	0	0	28	0	28	304	25	329
HANUMANGARH	290	25	315	0	0	0	359	1	360	649	26	675
JAIPUR	633	53	686	0	0	0	1236	0	1236	1869	53	1922
JAISALMER	153	6	159	0	0	0	20	0	20	173	6	179
JALORE	314	11	325	0	0	0	128	1	129	442	12	454
JHALAWAR	276	16	292	0	0	0	83	0	83	359	16	375
JHUNJHUNU	401	52	453	0	0	0	611	5	616	1012	57	1069
JODHPUR	450	26	476	0	0	0	230	2	232	680	28	708
KOTA	189	21	210	0	0	0	126	0	126	315	21	336
NAGOUR	585	48	633	0	0	0	568	1	569	1153	49	1202
PALI	395	30	425	0	0	0	79	5	84	474	35	509
RAJSAMAND	250	15	265	0	0	0	33	0	33	283	15	298
SWAIMADHOPUR	243	21	264	0	0	0	182	2	184	425	23	448
SHRI GANGANAGAR	350	19	369	0	0	0	369	12	381	719	31	750
SIKAR	481	43	524	0	0	0	718	2	720	1199	45	1244
SIROHI	176	10	186	0	0	0	18	0	18	194	10	204
TONK	275	13	288	0	0	0	132	1	133	407	14	421
UDAIPUR	541	30	571	0	0	0	80	2	82	621	32	653
KAROLI	270	16	286	0	0	0	217	0	217	487	16	503
PRATAPGARH	167	6	173	0	0	0	30	0	30	197	6	203
GRAND TOTAL	11448	815	12263	0	0	0	7813	46	7859	19261	861	20122

OFFICE OF THE DIRECTOR, SECONDARY EDUCATION, RAJASTHAN, BIKANER
 DISTRICT WISE AND MANAGEMENT WISE ENROLMENT IN RURAL AREA, YEAR 2013-14

(SECONDARY)IF

DISTRICT	GOVERNMENT			AIDED SCHOOL			UN-AIDED SCHOOLS			GRAND TOTAL		
	BOYS	GIRLS	TOTAL	BOYS	GIRLS	TOTAL	BOYS	GIRLS	TOTAL	BOYS	GIRLS	TOTAL
AJMER	22568	16642	39210	0	0	0	7397	2791	10188	29965	19433	49398
ALWAR	23970	29576	53546	0	0	0	47368	26817	74185	71338	56393	127731
BANSWARA	33508	30270	63778	0	0	0	5208	2711	7919	38716	32981	71697
BARAN	11307	11809	23116	0	0	0	7569	4679	12248	18876	16488	35364
BARMER	30737	19542	50279	0	0	0	10373	3466	13839	41110	23008	64118
BHARTPUR	16047	20529	36576	0	0	0	20126	10195	30321	36173	30724	66897
BHILWARA	27025	19235	46260	0	0	0	4198	1913	6111	31223	21148	52371
BIKANER	17398	15737	33135	0	0	0	13580	7315	20895	30978	23052	54030
BUNDI	11886	12186	24072	0	0	0	5605	2857	8462	17491	15043	32534
CHITTORGAR	15737	13935	29672	0	0	0	2273	813	3086	18010	14748	32758
CHURU	21153	18450	39603	0	0	0	13741	8395	22136	34894	26845	61739
DOUSA	12420	19061	31481	0	0	0	19306	10075	29381	31726	29136	60862
DHOLPUR	11907	15267	27174	0	0	0	10617	4997	15614	22524	20264	42788
DUNGARPUR	23384	24875	48259	0	0	0	2960	1459	4419	26344	26334	52678
HANUMANGAR	13314	12900	26214	0	0	0	15710	13282	28992	29024	26182	55206
JAIPUR	26776	33916	60692	0	0	0	57993	40452	98445	84769	74368	159137
JAISALMER	8328	3229	11557	0	0	0	2439	452	2891	10767	3681	14448
JALORE	22505	14047	36552	0	0	0	7770	2559	10329	30275	16606	46881
JHALAWAR	14669	12795	27464	0	0	0	7861	3676	11537	22530	16471	39001
JHUNJHUNU	10455	14648	25103	0	0	0	17886	11605	29491	28341	26253	54594
JODHPUR	26661	19803	46464	0	0	0	23445	10598	34043	50106	30401	80507
KOTA	8500	9480	17980	0	0	0	7109	3710	10819	15609	13190	28799
NAGAUR	24408	24443	48851	0	0	0	22186	12848	35034	46594	37291	83885
PALI	22883	19092	41975	0	0	0	6616	3129	9745	29499	22221	51720
RAJSAMAND	11200	7012	18212	0	0	0	1282	812	2094	12482	7824	20306
S.M.	9474	13759	23233	0	0	0	18958	8097	27055	28432	21856	50288
SHRIGANGA	15843	14955	30798	0	0	0	15296	10796	26092	31139	25751	56890
SIKAR	14394	16549	30943	0	0	0	27861	22656	50517	42255	39205	81460
SIROHI	16958	10570	27528	0	0	0	3271	639	3910	20229	11209	31438
TONK	11251	12701	23952	0	0	0	9988	4411	14399	21239	17112	38351
UDAIPUR	36930	30277	67207	0	0	0	5756	2997	8753	42686	33274	75960
KAROLI	12071	14429	26500	0	0	0	15580	7334	22914	27651	21763	49414
PRATAPGAR	13940	12260	26200	0	0	0	1506	870	2376	15446	13130	28576
TOTAL	599607	563979	1163586	0	0	0	438834	249406	688240	1038441	813385	1851826

OFFICE OF THE DIRECTOR, SECONDARY EDUCATION, RAJASTHAN, BIKANER
 DISTRICT WISE AND MANAGEMENT WISE ENROLMENT IN RURAL AREA, YEAR 2013-14

(SR. SECONDARY)

DISTRICT	GOVERNMENT			AIDED SCHOOL			UN-AIDED SCHOOLS			GRAND TOTAL		
	BOYS	GIRLS	TOTAL	BOYS	GIRLS	TOTAL	BOYS	GIRLS	TOTAL	BOYS	GIRLS	TOTAL
AJMER	26997	14356	41353	0	0	0	4944	1632	6576	31941	15988	47929
ALWAR	38507	31599	70106	0	0	0	63816	34755	98571	102323	66354	168677
BANSWARA	26459	20700	47159	0	0	0	8075	4481	12556	34534	25181	59715
BARAN	8362	7543	15905	0	0	0	10876	5515	16391	19238	13058	32296
BARMER	26100	15209	41309	0	0	0	7765	2924	10689	33865	18133	51998
BHARTPUR	17577	17154	34731	0	0	0	26648	13651	40299	44225	30805	75030
BHILWARA	29252	16487	45739	0	0	0	2358	1285	3643	31610	17772	49382
BIKANER	15985	9181	25166	0	0	0	22876	11084	33960	38861	20265	59126
BUNDI	11016	9043	20059	0	0	0	6756	2506	9262	17772	11549	29321
CHITTORGAR	16316	10552	26868	0	0	0	869	139	1008	17185	10691	27876
CHURU	14102	11385	25487	0	0	0	26092	15607	41699	40194	26992	67186
DOUSA	17667	20479	38146	0	0	0	33537	18715	52252	51204	39194	90398
DHOLPUR	10146	10401	20547	0	0	0	13207	6124	19331	23353	16525	39878
DUNGARPUR	24584	22247	46831	0	0	0	560	244	804	25144	22491	47635
HANUMANGAR	13619	11021	24640	0	0	0	24257	16863	41120	37876	27884	65760
JAIPUR	36166	39845	76011	0	0	0	109811	61441	171252	145977	101286	247263
JAISALMER	5333	1109	6442	0	0	0	850	184	1034	6183	1293	7476
JALORE	14667	7741	22408	0	0	0	13320	4955	18275	27987	12696	40683
JHALAWAR	13834	10595	24429	0	0	0	4647	2189	6836	18481	12784	31265
JHUNJHUNU	17896	19241	37137	0	0	0	57837	36966	94803	75733	56207	131940
JODHPUR	25305	14086	39391	0	0	0	32653	15757	48410	57958	29843	87801
KOTA	7610	5810	13420	0	0	0	12280	7180	19460	19890	12990	32880
NAGAUR	25109	18757	43866	0	0	0	54919	31997	86916	80028	50754	130782
PALI	25447	13126	38573	0	0	0	5838	3439	9277	31285	16565	47850
RAJSAMAND	15240	12348	27588	0	0	0	948	928	1876	16188	13276	29464
S.M.	11225	7578	18803	0	0	0	16348	9952	26300	27573	17530	45103
SHRIGANGA.	12875	12421	25296	0	0	0	37400	26492	63892	50275	38913	89188
SIKAR	22541	21790	44331	0	0	0	74800	40468	115268	97341	62258	159599
SIROHI	9532	4040	13572	0	0	0	394	59	453	9926	4099	14025
TONK	13935	10693	24628	0	0	0	8810	4301	13111	22745	14994	37739
UDAIPUR	31738	20900	52638	0	0	0	5647	3866	9513	37385	24766	62151
KAROLI	12359	10330	22689	0	0	0	17601	9025	26626	29960	19355	49315
PRATAPGAR	9661	7335	16996	0	0	0	2128	1458	3586	11789	8793	20582
TOTAL	607162	465102	1072264	0	0	0	708867	396182	1105049	1316029	861284	2177313

OFFICE OF THE DIRECTOR, SECONDARY EDUCATION, RAJASTHAN, BIKANER
 DISTRICT WISE AND MANAGEMENT WISE ENROLMENT IN RURAL AREA, YEAR 2013-14

(CONSOLIDATED)

DISTRICT	GOVERNMENT			AIDED SCHOOL			UN-AIDED SCHOOLS			GRAND TOTAL		
	BOYS	GIRLS	TOTAL	BOYS	GIRLS	TOTAL	BOYS	GIRLS	TOTAL	BOYS	GIRLS	TOTAL
AJMER	49565	30998	80563	0	0	0	12341	4423	16764	61906	35421	97327
ALWAR	62477	61175	123652	0	0	0	111184	61572	172756	173661	122747	296408
BANSWARA	59967	50970	110937	0	0	0	13283	7192	20475	73250	58162	131412
BARAN	19669	19352	39021	0	0	0	18445	10194	28639	38114	29546	67660
BARMER	56837	34751	91588	0	0	0	18138	6390	24528	74975	41141	116116
BHARTPUR	33624	37683	71307	0	0	0	46774	23846	70620	80398	61529	141927
BHILWARA	56277	35722	91999	0	0	0	6556	3198	9754	62833	38920	101753
BIKANER	33383	24918	58301	0	0	0	36456	18399	54855	69839	43317	113156
BUNDI	22902	21229	44131	0	0	0	12361	5363	17724	35263	26592	61855
CHITTORGAR	32053	24487	56540	0	0	0	3142	952	4094	35195	25439	60634
CHURU	35255	29835	65090	0	0	0	39833	24002	63835	75088	53837	128925
DOUSA	30087	39540	69627	0	0	0	52843	28790	81633	82930	68330	151260
DHOLPUR	22053	25668	47721	0	0	0	23824	11121	34945	45877	36789	82666
DUNGARPUR	47968	47122	95090	0	0	0	3520	1703	5223	51488	48825	100313
HANUMANGAR	26933	23921	50854	0	0	0	39967	30145	70112	66900	54066	120966
JAIPUR	62942	73761	136703	0	0	0	167804	101893	269697	230746	175654	406400
JAISALMER	13661	4338	17999	0	0	0	3289	636	3925	16950	4974	21924
JALORE	37172	21788	58960	0	0	0	21090	7514	28604	58262	29302	87564
JHALAWAR	28503	23390	51893	0	0	0	12508	5865	18373	41011	29255	70266
JHUNJHUNU	28351	33889	62240	0	0	0	75723	48571	124294	104074	82460	186534
JODHPUR	51966	33889	85855	0	0	0	56098	26355	82453	108064	60244	168308
KOTA	16110	15290	31400	0	0	0	19389	10890	30279	35499	26180	61679
NAGAUR	49517	43200	92717	0	0	0	77105	44845	121950	126622	88045	214667
PALI	48330	32218	80548	0	0	0	12454	6568	19022	60784	38786	99570
RAJSAMAND	26440	19360	45800	0	0	0	2230	1740	3970	28670	21100	49770
S. M.	20699	21337	42036	0	0	0	35306	18049	53355	56005	39386	95391
SHRIGANGA.	28718	27376	56094	0	0	0	52696	37288	89984	81414	64664	146078
SIKAR	36935	38339	75274	0	0	0	102661	63124	165785	139596	101463	241059
SIROHI	26490	14610	41100	0	0	0	3665	698	4363	30155	15308	45463
TONK	25186	23394	48580	0	0	0	18798	8712	27510	43984	32106	76090
UDAIPUR	68668	51177	119845	0	0	0	11403	6863	18266	80071	58040	138111
KAROLI	24430	24759	49189	0	0	0	33181	16359	49540	57611	41118	98729
PRATAPGAR	23601	19595	43196	0	0	0	3634	2328	5962	27235	21923	49158
TOTAL	1206769	1029081	2235850	0	0	0	1147701	645588	1793289	2354470	1674669	4029139

OFFICE OF THE DIRECTOR, SECONDARY EDUCATION, RAJASTHAN, BIKANER

DISTRICT WISE AND MANAGEMENT WISE SC ENROLMENT IN RURAL AREA, YEAR 2013-14

(SECONDARY)

DISTRICT	GOVERNMENT			AIDED SCHOOL			UN-AIDED SCHOOLS			GRAND TOTAL		
	BOYS	GIRLS	TOTAL	BOYS	GIRLS	TOTAL	BOYS	GIRLS	TOTAL	BOYS	GIRLS	TOTAL
AJMER	3828	2955	6783	0	0	0	777	277	1054	4605	3232	7837
ALWAR	5911	6190	12101	0	0	0	4905	2900	7805	10816	9090	19906
BANSWARA	1018	949	1967	0	0	0	246	109	355	1264	1058	2322
BARAN	2649	2440	5089	0	0	0	1004	379	1383	3653	2819	6472
BARMER	6333	3425	9758	0	0	0	873	293	1166	7206	3718	10924
BHARTPUR	5769	6135	11904	0	0	0	3640	1457	5097	9409	7592	17001
BHILWARA	5140	3469	8609	0	0	0	566	219	785	5706	3688	9394
BIKANER	5123	3747	8870	0	0	0	941	448	1389	6064	4195	10259
BUNDI	2862	2600	5462	0	0	0	799	317	1116	3661	2917	6578
CHITTORGAR	3191	2490	5681	0	0	0	262	98	360	3453	2588	6041
CHURU	7455	5268	12723	0	0	0	1903	956	2859	9358	6224	15582
DOUSA	4297	4938	9235	0	0	0	3060	1406	4466	7357	6344	13701
DHOLPUR	3347	3796	7143	0	0	0	1929	929	2858	5276	4725	10001
DUNGARPUR	721	823	1544	0	0	0	127	51	178	848	874	1722
HANUMANGAR	5729	4049	9778	0	0	0	5519	3882	9401	11248	7931	19179
JAIPUR	6781	6854	13635	0	0	0	6400	3729	10129	13181	10583	23764
JAISALMER	1877	707	2584	0	0	0	192	28	220	2069	735	2804
JALORE	6303	3418	9721	0	0	0	954	292	1246	7257	3710	10967
JHALAWAR	3269	2408	5677	0	0	0	810	376	1186	4079	2784	6863
JHUNJHUNU	2411	2676	5087	0	0	0	2304	1356	3660	4715	4032	8747
JODHPUR	5324	2934	8258	0	0	0	2405	860	3265	7729	3794	11523
KOTA	2741	2530	5271	0	0	0	1271	950	2221	4012	3480	7492
NAGOUR	10503	6483	16986	0	0	0	4671	2073	6744	15174	8556	23730
PALI	5795	4437	10232	0	0	0	889	375	1264	6684	4812	11496
RAJSAMAND	1594	1182	2776	0	0	0	176	132	308	1770	1314	3084
S.M.	2026	1013	3039	0	0	0	2115	518	2633	4141	1531	5672
SHRIGANGA.	8646	7908	16554	0	0	0	3129	2123	5252	11775	10031	21806
SIKAR	5235	5117	10352	0	0	0	2968	1566	4534	8203	6683	14886
SIROHI	3619	2404	6023	0	0	0	437	38	475	4056	2442	6498
TONK	3415	2846	6261	0	0	0	1493	583	2076	4908	3429	8337
UDAIPUR	2433	2193	4626	0	0	0	411	189	600	2844	2382	5226
KAROLI	4746	4293	9039	0	0	0	2743	1055	3798	7489	5348	12837
PRATAPGAR	1037	1005	2042	0	0	0	103	38	141	1140	1043	2183
TOTAL	141128	113682	254810	0	0	0	60022	30002	90024	201150	143684	344834

OFFICE OF THE DIRECTOR, SECONDARY EDUCATION, RAJASTHAN, BIKANER

DISTRICT WISE AND MANAGEMENT WISE SC ENROLMENT IN RURAL AREA, YEAR 2013-14

(SR. SECONDARY)IF

DISTRICT	GOVERNMENT			AIDED SCHOOL			UN-AIDED SCHOOLS			GRAND TOTAL		
	BOYS	GIRLS	TOTAL	BOYS	GIRLS	TOTAL	BOYS	GIRLS	TOTAL	BOYS	GIRLS	TOTAL
AJMER	5536	2742	8278	0	0	0	403	160	563	5939	2902	8841
ALWAR	10186	9109	19295	0	0	0	8562	4025	12587	18748	13134	31882
BANSWARA	1518	1122	2640	0	0	0	459	216	675	1977	1338	3315
BARAN	2255	1777	4032	0	0	0	1442	589	2031	3697	2366	6063
BARMER	5760	2279	8039	0	0	0	686	184	870	6446	2463	8909
BHARTPUR	5874	4888	10762	0	0	0	4404	1881	6285	10278	6769	17047
BHILWARA	6064	2990	9054	0	0	0	298	161	459	6362	3151	9513
BIKANER	4449	1635	6084	0	0	0	2093	1060	3153	6542	2695	9237
BUNDI	2709	1730	4439	0	0	0	971	380	1351	3680	2110	5790
CHITTORGAR	3453	1845	5298	0	0	0	137	34	171	3590	1879	5469
CHURU	4388	2740	7128	0	0	0	3077	1960	5037	7465	4700	12165
DOUSA	5790	4723	10513	0	0	0	5419	2601	8020	11209	7324	18533
DHOLPUR	2435	2104	4539	0	0	0	2484	1112	3596	4919	3216	8135
DUNGARPUR	1081	882	1963	0	0	0	21	13	34	1102	895	1997
HANUMANGAR	5311	4753	10064	0	0	0	6726	5052	11778	12037	9805	21842
JAIPUR	11016	8087	19103	0	0	0	11493	5922	17415	22509	14009	36518
JAISALMER	1113	127	1240	0	0	0	78	13	91	1191	140	1331
JALORE	4535	1799	6334	0	0	0	1428	489	1917	5963	2288	8251
JHALAWAR	2811	1660	4471	0	0	0	503	231	734	3314	1891	5205
JHUNJHUNU	4237	4599	8836	0	0	0	9224	5620	14844	13461	10219	23680
JODHPUR	7484	2885	10369	0	0	0	3207	845	4052	10691	3730	14421
KOTA	2801	1802	4603	0	0	0	2241	910	3151	5042	2712	7754
NAGAUR	7002	4323	11325	0	0	0	3114	1382	4496	10116	5705	15821
PALI	6400	2986	9386	0	0	0	840	547	1387	7240	3533	10773
RAJSAMAND	2420	1618	4038	0	0	0	281	146	427	2701	1764	4465
S.M.	3017	1963	4980	0	0	0	1719	918	2637	4736	2881	7617
SHRIGANGA.	6539	5929	12468	0	0	0	8377	5911	14288	14916	11840	26756
SIKAR	6874	6250	13124	0	0	0	5379	3056	8435	12253	9306	21559
SIROHI	2934	926	3860	0	0	0	47	18	65	2981	944	3925
TONK	4271	2443	6714	0	0	0	1263	445	1708	5534	2888	8422
UDAIPUR	1998	1467	3465	0	0	0	340	200	540	2338	1667	4005
KAROLI	4542	2773	7315	0	0	0	3195	1354	4549	7737	4127	11864
PRATAPGAR	933	705	1638	0	0	0	131	117	248	1064	822	1886
TOTAL	147736	97661	245397	0	0	0	90042	47552	137594	237778	145213	382991

OFFICE OF THE DIRECTOR, SECONDARY EDUCATION, RAJASTHAN, BIKANER

DISTRICT WISE AND MANAGEMENT WISE SC ENROLMENT IN RURAL AREA, YEAR 2013-14

(CONSOLIDATED)

DISTRICT	GOVERNMENT			AIDED SCHOOL			UN-AIDED SCHOOLS			GRAND TOTAL		
	BOYS	GIRLS	TOTAL	BOYS	GIRLS	TOTAL	BOYS	GIRLS	TOTAL	BOYS	GIRLS	TOTAL
AJMER	9364	5697	15061	0	0	0	1180	437	1617	10544	6134	16678
ALWAR	16097	15299	31396	0	0	0	13467	6925	20392	29564	22224	51788
BANSWARA	2536	2071	4607	0	0	0	705	325	1030	3241	2396	5637
BARAN	4904	4217	9121	0	0	0	2446	968	3414	7350	5185	12535
BARMER	12093	5704	17797	0	0	0	1559	477	2036	13652	6181	19833
BHARTPUR	11643	11023	22666	0	0	0	8044	3338	11382	19687	14361	34048
BHILWARA	11204	6459	17663	0	0	0	864	380	1244	12068	6839	18907
BIKANER	9572	5382	14954	0	0	0	3034	1508	4542	12606	6890	19496
BUNDI	5571	4330	9901	0	0	0	1770	697	2467	7341	5027	12368
CHITTORGAR	6644	4335	10979	0	0	0	399	132	531	7043	4467	11510
CHURU	11843	8008	19851	0	0	0	4980	2916	7896	16823	10924	27747
DOUSA	10087	9661	19748	0	0	0	8479	4007	12486	18566	13668	32234
DHOLPUR	5782	5900	11682	0	0	0	4413	2041	6454	10195	7941	18136
DUNGARPUR	1802	1705	3507	0	0	0	148	64	212	1950	1769	3719
HANUMANGAR	11040	8802	19842	0	0	0	12245	8934	21179	23285	17736	41021
JAIPUR	17797	14941	32738	0	0	0	17893	9651	27544	35690	24592	60282
JAISALMER	2990	834	3824	0	0	0	270	41	311	3260	875	4135
JALORE	10838	5217	16055	0	0	0	2382	781	3163	13220	5998	19218
JHALAWAR	6080	4068	10148	0	0	0	1313	607	1920	7393	4675	12068
JHUNJHUNU	6648	7275	13923	0	0	0	11528	6976	18504	18176	14251	32427
JODHPUR	12808	5819	18627	0	0	0	5612	1705	7317	18420	7524	25944
KOTA	5542	4332	9874	0	0	0	3512	1860	5372	9054	6192	15246
NAGOUR	17505	10806	28311	0	0	0	7785	3455	11240	25290	14261	39551
PALI	12195	7423	19618	0	0	0	1729	922	2651	13924	8345	22269
RAJSAMAND	4014	2800	6814	0	0	0	457	278	735	4471	3078	7549
S.M.	5043	2976	8019	0	0	0	3834	1436	5270	8877	4412	13289
SHRIGANGA.	15185	13837	29022	0	0	0	11506	8034	19540	26691	21871	48562
SIKAR	12109	11367	23476	0	0	0	8347	4622	12969	20456	15989	36445
SIROHI	6553	3330	9883	0	0	0	484	56	540	7037	3386	10423
TONK	7686	5289	12975	0	0	0	2756	1028	3784	10442	6317	16759
UDAIPUR	4431	3660	8091	0	0	0	751	389	1140	5182	4049	9231
KAROLI	9288	7066	16354	0	0	0	5938	2409	8347	15226	9475	24701
PRATAPGAR	1970	1710	3680	0	0	0	234	155	389	2204	1865	4069
TOTAL	288864	211343	500207	0	0	0	150064	77554	227618	438928	288897	727825

OFFICE OF THE DIRECTOR, SECONDARY EDUCATION, RAJASTHAN, BIKANER

DISTRICT WISE AND MANAGEMENT WISE ST ENROLMENT IN RURAL AREA, YEAR 2013-14

(SECONDARY)

DISTRICT	GOVERNMENT			AIDED SCHOOL			UN-AIDED SCHOOLS			GRAND TOTAL		
	BOYS	GIRLS	TOTAL	BOYS	GIRLS	TOTAL	BOYS	GIRLS	TOTAL	BOYS	GIRLS	TOTAL
AJMER	690	393	1083	0	0	0	106	63	169	796	456	1252
ALWAR	2252	2998	5250	0	0	0	3378	1973	5351	5630	4971	10601
BANSWARA	29520	26000	55520	0	0	0	2549	1328	3877	32069	27328	59397
BARAN	3758	2787	6545	0	0	0	1182	412	1594	4940	3199	8139
BARMER	1596	455	2051	0	0	0	177	53	230	1773	508	2281
BHARTPUR	263	383	646	0	0	0	581	320	901	844	703	1547
BHILWARA	2242	1399	3641	0	0	0	469	266	735	2711	1665	4376
BIKANER	16	49	65	0	0	0	40	44	84	56	93	149
BUNDI	2333	2713	5046	0	0	0	1510	534	2044	3843	3247	7090
CHITTORGAR	2084	1278	3362	0	0	0	70	18	88	2154	1296	3450
CHURU	88	93	181	0	0	0	57	56	113	145	149	294
DOUSA	3431	6409	9840	0	0	0	7298	3658	10956	10729	10067	20796
DHOLPUR	610	1098	1708	0	0	0	1214	521	1735	1824	1619	3443
DUNGARPUR	20030	20638	40668	0	0	0	774	441	1215	20804	21079	41883
HANUMANGAR	17	9	26	0	0	0	18	23	41	35	32	67
JAIPUR	4785	5411	10196	0	0	0	6560	3966	10526	11345	9377	20722
JAISALMER	465	97	562	0	0	0	58	4	62	523	101	624
JALORE	1837	567	2404	0	0	0	235	58	293	2072	625	2697
JHALAWAR	1984	1855	3839	0	0	0	1156	401	1557	3140	2256	5396
JHUNJHUNU	252	313	565	0	0	0	381	233	614	633	546	1179
JODHPUR	714	252	966	0	0	0	206	56	272	920	318	1238
KOTA	1282	1315	2597	0	0	0	1470	871	2341	2752	2186	4938
NAGAU	52	85	137	0	0	0	58	19	77	110	104	214
PALI	2026	1286	3312	0	0	0	155	57	212	2181	1343	3524
RAJSAMAND	1182	362	1544	0	0	0	42	31	73	1224	393	1617
S.M.	1618	2123	3741	0	0	0	2001	1667	3668	3619	3790	7409
SHRIGANGA.	11	1	12	0	0	0	175	89	264	186	90	276
SIKAR	279	269	548	0	0	0	298	207	505	577	476	1053
SIROHI	4382	1978	6360	0	0	0	78	21	99	4460	1999	6459
TONK	2238	2000	4238	0	0	0	1421	519	1940	3659	2519	6178
UDAIPUR	22005	13616	35621	0	0	0	1328	723	2051	23333	14339	37672
KAROLI	2196	3855	6051	0	0	0	4488	2663	7151	6684	6518	13202
PRATAPGAR	10934	8952	19886	0	0	0	488	206	694	11422	9158	20580
TOTAL	127172	111039	238211	0	0	0	40021	21511	61532	167193	132550	299743

OFFICE OF THE DIRECTOR, SECONDARY EDUCATION, RAJASTHAN, BIKANER

DISTRICT WISE AND MANAGEMENT WISE ST ENROLMENT IN RURAL AREA, YEAR 2013-14

(SR. SECONDARY)IF

DISTRICT	GOVERNMENT			AIDED SCHOOL			UN-AIDED SCHOOLS			GRAND TOTAL		
	BOYS	GIRLS	TOTAL	BOYS	GIRLS	TOTAL	BOYS	GIRLS	TOTAL	BOYS	GIRLS	TOTAL
AJMER	576	255	831	0	0	0	19	7	26	595	262	857
ALWAR	2603	3398	6001	0	0	0	7194	4190	11384	9797	7588	17385
BANSWARA	21044	16304	37348	0	0	0	4163	2147	6310	25207	18451	43658
BARAN	1771	1346	3117	0	0	0	2189	887	3076	3960	2233	6193
BARMER	1026	232	1258	0	0	0	176	48	224	1202	280	1482
BHARTPUR	349	541	890	0	0	0	976	672	1648	1325	1213	2538
BHILWARA	2284	1264	3548	0	0	0	204	72	276	2488	1336	3824
BIKANER	71	28	99	0	0	0	88	35	123	159	63	222
BUNDI	2363	2160	4523	0	0	0	1754	923	2677	4117	3083	7200
CHITTORGAR	1310	669	1979	0	0	0	43	24	67	1353	693	2046
CHURU	81	72	153	0	0	0	202	133	335	283	205	488
DOUSA	5376	8066	13442	0	0	0	10430	6067	16497	15806	14133	29939
DHOLPUR	404	626	1030	0	0	0	876	369	1245	1280	995	2275
DUNGARPUR	18017	16664	34681	0	0	0	101	10	111	18118	16674	34792
HANUMANGAR	11	9	20	0	0	0	3	2	5	14	11	25
JAIPIUR	6345	5769	12114	0	0	0	10366	5341	15707	16711	11110	27821
JAISALMER	213	12	225	0	0	0	15	4	19	228	16	244
JALORE	1043	230	1273	0	0	0	357	82	439	1400	312	1712
JHALAWAR	1689	1378	3067	0	0	0	792	337	1129	2481	1715	4196
JHUNJHUNU	353	416	769	0	0	0	1594	852	2446	1947	1268	3215
JODHPUR	694	150	844	0	0	0	334	91	425	1028	241	1269
KOTA	781	760	1541	0	0	0	3215	1466	4681	3996	2226	6222
NAGPUR	39	58	97	0	0	0	187	75	262	226	133	359
PALI	1579	529	2108	0	0	0	143	70	213	1722	599	2321
RAJSAMAND	882	302	1184	0	0	0	36	16	52	918	318	1236
S.M.	1417	2231	3648	0	0	0	2195	1405	3600	3612	3636	7248
SHRIGANGA.	20	20	40	0	0	0	95	69	164	115	89	204
SIKAR	393	351	744	0	0	0	1396	765	2161	1789	1116	2905
SIROHI	1634	509	2143	0	0	0	22	6	28	1656	515	2171
TONK	2276	1774	4050	0	0	0	1570	625	2195	3846	2399	6245
UDAIPUR	17562	14364	31926	0	0	0	1480	963	2443	19042	15327	34369
KAROLI	2472	2986	5458	0	0	0	5429	3576	9005	7901	6562	14463
PRATAPGAR	5934	4359	10293	0	0	0	881	537	1418	6815	4896	11711
TOTAL	102612	87832	190444	0	0	0	58525	31866	90391	161137	119698	280835

OFFICE OF THE DIRECTOR, SECONDARY EDUCATION, RAJASTHAN, BIKANER

DISTRICT WISE AND MANAGEMENT WISE ST ENROLMENT IN RURAL AREA, YEAR 2013-14

(CONSOLIDATED)

DISTRICT	GOVERNMENT			AIDED SCHOOL			UN-AIDED SCHOOLS			GRAND TOTAL		
	BOYS	GIRLS	TOTAL	BOYS	GIRLS	TOTAL	BOYS	GIRLS	TOTAL	BOYS	GIRLS	TOTAL
AJMER	1266	648	1914	0	0	0	125	70	195	1391	718	2109
ALWAR	4855	6396	11251	0	0	0	10572	6163	16735	15427	12559	27986
BANSWARA	50564	42304	92868	0	0	0	6712	3475	10187	57276	45779	103055
BARAN	5529	4133	9662	0	0	0	3371	1299	4670	8900	5432	14332
BARMER	2622	687	3309	0	0	0	353	101	454	2975	788	3763
BHARTPUR	612	924	1536	0	0	0	1557	992	2549	2169	1916	4085
BHILWARA	4526	2663	7189	0	0	0	673	338	1011	5199	3001	8200
BIKANER	87	77	164	0	0	0	128	79	207	215	156	371
BUNDI	4696	4873	9569	0	0	0	3264	1457	4721	7960	6330	14290
CHITTORGAR	3394	1947	5341	0	0	0	113	42	155	3507	1989	5496
CHURU	169	165	334	0	0	0	259	189	448	428	354	782
DOUSA	8807	14475	23282	0	0	0	17728	9725	27453	26535	24200	50735
DHOLPUR	1014	1724	2738	0	0	0	2090	890	2980	3104	2614	5718
DUNGARPUR	38047	37302	75349	0	0	0	875	451	1326	38922	37753	76675
HANUMANGAR	28	18	46	0	0	0	21	25	46	49	43	92
JAIPUR	11130	11180	22310	0	0	0	16926	9307	26233	28056	20487	48543
JAISALMER	678	109	787	0	0	0	73	8	81	751	117	868
JALORE	2880	797	3677	0	0	0	592	140	732	3472	937	4409
JHALAWAR	3673	3233	6906	0	0	0	1948	738	2686	5621	3971	9592
JHUNJHUNU	605	729	1334	0	0	0	1975	1085	3060	2580	1814	4394
JODHPUR	1408	402	1810	0	0	0	540	157	697	1948	559	2507
KOTA	2063	2075	4138	0	0	0	4685	2337	7022	6748	4412	11160
NAGAU	91	143	234	0	0	0	245	94	339	336	237	573
PALI	3605	1815	5420	0	0	0	298	127	425	3903	1942	5845
RAJSAMAND	2064	664	2728	0	0	0	78	47	125	2142	711	2853
S.M.	3035	4354	7389	0	0	0	4196	3072	7268	7231	7426	14657
SHRIGANGA.	31	21	52	0	0	0	270	158	428	301	179	480
SIKAR	672	620	1292	0	0	0	1694	972	2666	2366	1592	3958
SIROHI	6016	2487	8503	0	0	0	100	27	127	6116	2514	8630
TONK	4514	3774	8288	0	0	0	2991	1144	4135	7505	4918	12423
UDAIPUR	39567	27980	67547	0	0	0	2808	1686	4494	42375	29666	72041
KAROLI	4668	6841	11509	0	0	0	9917	6239	16156	14585	13080	27665
PRATAPGAR	16868	13311	30179	0	0	0	1369	743	2112	18237	14054	32291
TOTAL	229784	198871	428655	0	0	0	98546	53377	151923	328330	252248	580578

OFFICE OF THE DIRECTOR, SECONDARY EDUCATION, RAJASTHAN, BIKANER

DISTRICT WISE AND MANAGEMENT WISE OBC ENROLMENT IN RURAL AREA, YEAR 2013-14

(SECONDARY)

DISTRICT	GOVERNMENT			AIDED SCHOOL			UN-AIDED SCHOOLS			GRAND TOTAL		
	BOYS	GIRLS	TOTAL	BOYS	GIRLS	TOTAL	BOYS	GIRLS	TOTAL	BOYS	GIRLS	TOTAL
AJMER	16891	11683	28574	0	0	0	5765	2027	7792	22656	13710	36366
ALWAR	11920	14158	26078	0	0	0	23027	14008	37035	34947	28166	63113
BANSWARA	2000	2142	4142	0	0	0	1218	607	1825	3218	2749	5967
BARAN	4391	4890	9281	0	0	0	4090	2251	6341	8481	7141	15622
BARMER	8546	6036	14582	0	0	0	3613	1123	4736	12159	7159	19318
BHARTPUR	10209	11634	21843	0	0	0	13265	6320	19585	23474	17954	41428
BHILWARA	16567	11099	27666	0	0	0	2160	880	3040	18727	11979	30706
BIKANER	6617	6157	12774	0	0	0	6373	2785	9158	12990	8942	21932
BUNDI	5334	5496	10830	0	0	0	2781	1429	4210	8115	6925	15040
CHITTORGAR	8268	7680	15948	0	0	0	1346	454	1800	9614	8134	17748
CHURU	9631	9218	18849	0	0	0	8173	5011	13184	17804	14229	32033
DOUSA	3759	5992	9751	0	0	0	6384	3250	9634	10143	9242	19385
DHOLPUR	5765	6876	12641	0	0	0	4424	1858	6282	10189	8734	18923
DUNGARPUR	1934	2537	4471	0	0	0	1123	520	1643	3057	3057	6114
HANUMANGAR	6924	6811	13735	0	0	0	12048	13611	25659	18972	20422	39394
JAIPUR	11492	14666	26158	0	0	0	24493	14938	39431	35985	29604	65589
JAISALMER	2931	1362	4293	0	0	0	840	193	1033	3771	1555	5326
JALORE	9622	7008	16630	0	0	0	5461	1848	7309	15083	8856	23939
JHALAWAR	7280	6370	13650	0	0	0	4362	2109	6471	11642	8479	20121
JHUNJHUNU	5750	7940	13690	0	0	0	12146	7154	19300	17896	15094	32990
JODHPUR	8530	7721	16251	0	0	0	12889	5795	18684	21419	13516	34935
KOTA	3522	3318	6840	0	0	0	3613	2142	5755	7135	5460	12595
NAGAUR	13739	10511	24250	0	0	0	11084	12754	23838	24823	23265	48088
PALI	12500	10131	22631	0	0	0	4576	1926	6502	17076	12057	29133
RAJSAMAND	5945	3982	9927	0	0	0	279	252	531	6224	4234	10458
S.M.	4048	1714	5762	0	0	0	3565	1781	5346	7613	3495	11108
SHRIGANGA.	5262	4836	10098	0	0	0	4154	9466	13620	9416	14302	23718
SIKAR	6315	7754	14069	0	0	0	12273	9000	21273	18588	16754	35342
SIROHI	5418	4182	9600	0	0	0	1976	324	2300	7394	4506	11900
TONK	5254	5627	10881	0	0	0	5375	2335	7710	10629	7962	18591
UDAIPUR	6877	6428	13305	0	0	0	6904	946	7850	13781	7374	21155
KAROLI	3772	4398	8170	0	0	0	5915	2590	8505	9687	6988	16675
PRATAPGAR	1415	1688	3103	0	0	0	550	343	893	1965	2031	3996
TOTAL	238428	222045	460473	0	0	0	216245	132030	348275	454673	354075	808748

OFFICE OF THE DIRECTOR, SECONDARY EDUCATION, RAJASTHAN, BIKANER

DISTRICT WISE AND MANAGEMENT WISE OBC ENROLMENT IN RURAL AREA, YEAR 2013-14

(SR. SECONDARY)

DISTRICT	GOVERNMENT			AIDED SCHOOL			UN-AIDED SCHOOLS			GRAND TOTAL		
	BOYS	GIRLS	TOTAL	BOYS	GIRLS	TOTAL	BOYS	GIRLS	TOTAL	BOYS	GIRLS	TOTAL
AJMER	19159	9841	29000	0	0	0	4146	1256	5402	23305	11097	34402
ALWAR	16173	14918	31091	0	0	0	43524	21697	65221	59697	36615	96312
BANSWARA	2746	2047	4793	0	0	0	1523	858	2381	4269	2905	7174
BARAN	3358	3361	6719	0	0	0	5933	3032	8965	9291	6393	15684
BARMER	13442	9431	22873	0	0	0	5039	1920	6959	18481	11351	29832
BHARTPUR	8874	9626	18500	0	0	0	18344	8331	26675	27218	17957	45175
BHILWARA	16142	8230	24372	0	0	0	1217	660	1877	17359	8890	26249
BIKANER	7751	4506	12257	0	0	0	11177	5566	16743	18928	10072	29000
BUNDI	5493	3996	9489	0	0	0	2852	1182	4034	8345	5178	13523
CHITTORGAR	8354	5267	13621	0	0	0	547	75	622	8901	5342	14243
CHURU	7158	7154	14312	0	0	0	13627	9804	23431	20785	16958	37743
DOUSA	5058	5577	10635	0	0	0	12823	6695	19518	17881	12272	30153
DHOLPUR	5260	4954	10214	0	0	0	5216	2163	7379	10476	7117	17593
DUNGARPUR	3757	3209	6966	0	0	0	160	49	209	3917	3258	7175
HANUMANGAR	8843	7934	16777	0	0	0	17463	15847	33310	26306	23781	50087
JAIPUR	20301	18766	39067	0	0	0	55956	34853	90809	76257	53619	129876
JAISALMER	2241	609	2850	0	0	0	245	77	322	2486	686	3172
JALORE	6893	4247	11140	0	0	0	8633	3423	12056	15526	7670	23196
JHALAWAR	6713	5389	12102	0	0	0	2457	1037	3494	9170	6426	15596
JHUNJHUNU	9866	10608	20474	0	0	0	41734	26967	68701	51600	37575	89175
JODHPUR	19809	12097	31906	0	0	0	19438	8179	27617	39247	20276	59523
KOTA	3815	4742	8557	0	0	0	5161	2820	7981	8976	7562	16538
NAGAUR	11024	8841	19865	0	0	0	30235	17224	47459	41259	26065	67324
PALI	13851	6896	20747	0	0	0	3614	1801	5415	17465	8697	26162
RAJSAMAND	6413	4282	10695	0	0	0	192	162	354	6605	4444	11049
S.M.	4906	2107	7013	0	0	0	4013	2265	6278	8919	4372	13291
SHRIGANGA.	4184	4318	8502	0	0	0	21610	14637	36247	25794	18955	44749
SIKAR	11107	10385	21492	0	0	0	36705	24203	60908	47812	34588	82400
SIROHI	4496	1487	5983	0	0	0	167	34	201	4663	1521	6184
TONK	6004	4870	10874	0	0	0	4430	2409	6839	10434	7279	17713
UDAIPUR	1704	4413	6117	0	0	0	1802	884	2686	3506	5297	8803
KAROLI	3737	2798	6535	0	0	0	6130	2509	8639	9867	5307	15174
PRATAPGAR	2038	1681	3719	0	0	0	721	472	1193	2759	2153	4912
TOTAL	270670	208587	479257	0	0	0	386834	223091	609925	657504	431678	1089182

OFFICE OF THE DIRECTOR, SECONDARY EDUCATION, RAJASTHAN, BIKANER

DISTRICT WISE AND MANAGEMENT WISE OBC ENROLMENT IN RURAL AREA, YEAR 2013-14

(CONSOLIDATED)

DISTRICT	GOVERNMENT			AIDED SCHOOL			UN-AIDED SCHOOLS			GRAND TOTAL		
	BOYS	GIRLS	TOTAL	BOYS	GIRLS	TOTAL	BOYS	GIRLS	TOTAL	BOYS	GIRLS	TOTAL
AJMER	36050	21524	57574	0	0	0	9911	3283	13194	45961	24807	70768
ALWAR	28093	29076	57169	0	0	0	66551	35705	102256	94644	64781	159425
BANSWARA	4746	4189	8935	0	0	0	2741	1465	4206	7487	5654	13141
BARAN	7749	8251	16000	0	0	0	10023	5283	15306	17772	13534	31306
BARMER	21988	15467	37455	0	0	0	8652	3043	11695	30640	18510	49150
BHARTPUR	19083	21260	40343	0	0	0	31609	14651	46260	50692	35911	86603
BHILWARA	32709	19329	52038	0	0	0	3377	1540	4917	36086	20869	56955
BIKANER	14368	10663	25031	0	0	0	17550	8351	25901	31918	19014	50932
BUNDI	10827	9492	20319	0	0	0	5633	2611	8244	16460	12103	28563
CHITTORGAR	16622	12947	29569	0	0	0	1893	529	2422	18515	13476	31991
CHURU	16789	16372	33161	0	0	0	21800	14815	36615	38589	31187	69776
DOUSA	8817	11569	20386	0	0	0	19207	9945	29152	28024	21514	49538
DHOLPUR	11025	11830	22855	0	0	0	9640	4021	13661	20665	15851	36516
DUNGARPUR	5691	5746	11437	0	0	0	1283	569	1852	6974	6315	13289
HANUMANGAR	15767	14745	30512	0	0	0	29511	29458	58969	45278	44203	89481
JAIPUR	31793	33432	65225	0	0	0	80449	49791	130240	112242	83223	195465
JAISALMER	5172	1971	7143	0	0	0	1085	270	1355	6257	2241	8498
JALORE	16515	11255	27770	0	0	0	14094	5271	19365	30609	16526	47135
JHALAWAR	13993	11759	25752	0	0	0	6819	3146	9965	20812	14905	35717
JHUNJHUNU	15616	18548	34164	0	0	0	53880	34121	88001	69496	52669	122165
JODHPUR	28339	19818	48157	0	0	0	32327	13974	46301	60666	33792	94458
KOTA	7337	8060	15397	0	0	0	8774	4962	13736	16111	13022	29133
NAGAU	24763	19352	44115	0	0	0	41319	29978	71297	66082	49330	115412
PALI	26351	17027	43378	0	0	0	8190	3727	11917	34541	20754	55295
RAJSAMAND	12358	8264	20622	0	0	0	471	414	885	12829	8678	21507
S.M.	8954	3821	12775	0	0	0	7578	4046	11624	16532	7867	24399
SHRIGANGA.	9446	9154	18600	0	0	0	25764	24103	49867	35210	33257	68467
SIKAR	17422	18139	35561	0	0	0	48978	33203	82181	66400	51342	117742
SIROHI	9914	5669	15583	0	0	0	2143	358	2501	12057	6027	18084
TONK	11258	10497	21755	0	0	0	9805	4744	14549	21063	15241	36304
UDAIPUR	8581	10841	19422	0	0	0	8706	1830	10536	17287	12671	29958
KAROLI	7509	7196	14705	0	0	0	12045	5099	17144	19554	12295	31849
PRATAPGAR	3453	3369	6822	0	0	0	1271	815	2086	4724	4184	8908
TOTAL	509098	430632	939730	0	0	0	603079	355121	958200	1112177	785753	1897930

OFFICE OF THE DIRECTOR, SECONDARY EDUCATION, RAJASTHAN, BIKANER
 DISTRICT WISE AND CLASS WISE ENROLMENT IN RURAL AREA, YEAR 2013-14

(GOVERNMENT)

DISTRICT	6th CLASS			7th CLASS			8th CLASS			T O T A L		
	BOYS	GIRLS	TOTAL	BOYS	GIRLS	TOTAL	BOYS	GIRLS	TOTAL	BOYS	GIRLS	TOTAL
AJMER	6682	4793	11475	6763	4256	11019	7044	4055	11099	20489	13104	33593
ALWAR	6917	7004	13921	7451	7619	15070	8264	7856	16120	22632	22479	45111
BANSWARA	6989	5932	12921	7200	5841	13041	7013	5836	12849	21202	17609	38811
BARAN	2609	2599	5208	3027	2886	5913	3139	2996	6135	8775	8481	17256
BARMER	6987	4532	11519	7100	4520	11620	7225	4497	11722	21312	13549	34861
BHARTPUR	4666	4903	9569	4977	5496	10473	5471	5850	11321	15114	16249	31363
BHILWARA	7040	4009	11049	7071	4200	11271	7566	4397	11963	21677	12606	34283
BIKANER	4423	3830	8253	4852	4113	8965	5358	4134	9492	14633	12077	26710
BUNDI	2764	2364	5128	2960	2530	5490	3243	2823	6066	8967	7717	16684
CHITTORGARH	3857	3103	6960	3928	3114	7042	4066	3073	7139	11851	9290	21141
CHURU	4258	3273	7531	5031	3520	8551	5855	4125	9980	15144	10918	26062
DOUSA	3279	4458	7737	3694	4972	8666	4378	5345	9723	11351	14775	26126
DHOLPUR	3592	3920	7512	3529	4056	7585	3815	4204	8019	10936	12180	23116
DUNGARPUR	5323	4920	10243	5761	5362	11123	5807	5146	10953	16891	15428	32319
HANUMANGARH	4022	3018	7040	4072	3045	7117	3711	3013	6724	11805	9076	20881
JAIPUR	6246	7422	13668	7016	8388	15404	8348	9223	17571	21610	25033	46643
JAISALMER	2213	843	3056	2125	836	2961	2371	825	3196	6709	2504	9213
JALORE	4582	3365	7947	4721	3290	8011	5037	3025	8062	14340	9680	24020
JHALAWAR	3130	2834	5964	3209	2802	6011	3318	2655	5973	9657	8291	17948
JHUNJHUNU	3082	3514	6596	3445	3888	7333	3540	4043	7583	10067	11445	21512
JODHPUR	5689	4531	10220	6019	4554	10573	6571	5212	11783	18279	14297	32576
KOTA	1950	1920	3870	2110	1850	3960	2350	2032	4382	6410	5802	12212
NAGAU	6238	5612	11850	6640	5804	12444	7419	5942	13361	20297	17358	37655
PALI	5405	3956	9361	5850	3990	9840	6171	4091	10262	17426	12037	29463
RAJSAMAND	3195	2296	5491	3965	2504	6469	3940	2312	6252	11100	7112	18212
SWAIMADHOPUR	2574	2858	5432	2701	2779	5480	3561	3518	7079	8836	9155	17991
SHRI GANGANAGAR	4173	3649	7822	4189	3855	8044	4407	3866	8273	12769	11370	24139
SIKAR	3804	4516	8320	4371	4883	9254	5131	5303	10434	13306	14702	28008
SIROHI	3553	2313	5866	3394	2165	5559	3464	2021	5485	10411	6499	16910
TONK	2768	2596	5364	3086	2964	6050	3613	2976	6589	9467	8536	18003
UDAIPUR	9686	6989	16675	9836	6929	16765	9608	6370	15978	29130	20288	49418
KAROLI	2920	3403	6323	3520	3780	7300	3870	3894	7764	10310	11077	21387
PRATAPGARH	3049	2436	5485	3321	2530	5851	3231	2635	5866	9601	7601	17202
GRAND TOTAL	147665	127711	275376	156934	133321	290255	167905	137293	305198	472504	398325	870829

OFFICE OF THE DIRECTOR, SECONDARY EDUCATION, RAJASTHAN, BIKANER

DISTRICT WISE AND CLASS WISE ENROLMENT IN RURAL AREA, YEAR 2013-14

(GOVERNMENT)

DISTRICT	9th CLASS			10th CLASS			11th CLASS			12th CLASS			(TOTAL 9 - 12)			(TOTAL 6th TO 12th)		
	BOYS	GIRLS	TOTAL	BOYS	GIRLS	TOTAL	BOYS	GIRLS	TOTAL	BOYS	GIRLS	TOTAL	BOYS	GIRLS	TOTAL	BOYS	GIRLS	TOTAL
JMER	14016	8294	22310	7872	5168	13040	4418	2617	7035	2770	1815	4585	29076	17894	46970	49565	30998	80563
LWAR	13673	15650	29323	10471	12538	23009	10568	6029	16597	5133	4479	9612	39845	38696	78541	62477	61175	123652
ANSWARA	14176	12048	26224	12287	11623	23910	6422	5121	11543	5880	4569	10449	38765	33361	72126	59967	50970	110937
ARAN	5140	5433	10573	3119	3269	6388	1744	1419	3163	891	750	1641	10894	10871	21765	19669	19352	39021
ARMER	14308	8906	23214	10674	6803	17477	6242	3223	9465	4301	2270	6571	35525	21202	56727	56837	34751	91588
HARTPUR	7380	9562	16942	5095	6534	11629	3696	3301	6997	2339	2037	4376	18510	21434	39944	33624	37683	71307
HILWARA	16283	10432	26715	8964	6326	15290	5373	3749	9122	3980	2609	6589	34600	23116	57716	56277	35722	91999
IKANER	7591	6168	13759	5784	4040	9824	3151	1597	4748	2224	1036	3260	18750	12841	31591	33383	24918	58301
UNDI	6422	6301	12723	4430	4347	8777	1848	1732	3580	1235	1132	2367	13935	13512	27447	22902	21229	44131
HITTORGARH	9791	7215	17006	5642	4388	10030	2763	2074	4837	2006	1520	3526	20202	15197	35399	32053	24487	56540
HURU	8146	7251	15397	7102	7187	14289	2563	2285	4848	2300	2194	4494	20111	18917	39028	35255	29835	65090
USA	6751	9837	16588	5555	8317	13872	3968	4330	8298	2462	2281	4743	18736	24765	43501	30087	39540	69627
HOLPUR	4892	6831	11723	3294	4173	7467	1882	1615	3497	1049	869	1918	11117	13488	24605	22053	25668	47721
JNGARPUR	12502	12296	24798	9411	10553	19964	5145	5071	10216	4019	3774	7793	31077	31694	62771	47968	47122	95090
ANUMANGARH	4513	4609	9122	4686	3908	8594	2818	2813	5631	3111	3515	6626	15128	14845	29973	26933	23921	50854
AIPUR	13918	18819	32737	10925	14860	25785	9809	9142	18951	6680	5907	12587	41332	48728	90060	62942	73761	136703
AISALMER	2959	939	3898	2171	555	2726	1014	191	1205	808	149	957	6952	1834	8786	13661	4338	17999
ALORE	11040	6087	17127	6620	3670	10290	3116	1435	4551	2056	916	2972	22832	12108	34940	37172	21788	58960
ALAWAR	8286	6556	14842	5360	4420	9780	3209	2394	5603	1991	1729	3720	18846	15099	33945	28503	23390	51893
UNJHUNU	5549	7583	13132	5920	7751	13671	3453	3598	7051	3362	3512	6874	18284	22444	40728	28351	33889	62240
ODHPUR	12690	8663	21353	10471	6154	16625	6272	2939	9211	4254	1836	6090	33687	19592	53279	51966	33889	85855
OTA	4150	4050	8200	3015	3070	6085	1290	1250	2540	1245	1118	2363	9700	9488	19188	16110	15290	31400
GAUR	11482	11026	22508	8120	7725	15845	5940	4289	10229	3678	2802	6480	29220	25842	55062	49517	43200	92717
ALI	15175	10446	25621	8794	6036	14830	4020	2167	6187	2915	1532	4447	30904	20181	51085	48330	32218	80548
AJSAMAND	6613	5043	11656	4321	3815	8136	2170	1872	4042	2236	1518	3754	15340	12248	27588	26440	19360	45800
AIMADHOPUR	4774	4778	9552	3615	4212	7827	1587	1296	2883	1887	1896	3783	11863	12182	24045	20699	21337	42036
IRI GANGANAGA	6419	6307	12726	4801	5214	10015	2578	2457	5035	2151	2028	4179	15949	16006	31955	28718	27376	56094
IKAR	8048	8542	16590	6526	7197	13723	5365	4479	9844	3690	3419	7109	23629	23637	47266	36935	38339	75274
IROHI	8141	4456	12597	4346	2252	6598	2216	824	3040	1376	579	1955	16079	8111	24190	26490	14610	41100
ONK	6312	6491	12803	4346	4253	8599	3120	2588	5708	1941	1526	3467	15719	14858	30577	25186	23394	48580
JAIPUR	17286	12800	30086	12845	10819	23664	4842	3628	8470	4565	3642	8207	39538	30889	70427	68668	51177	119845
AROLI	5521	6133	11654	3988	4652	8640	2973	1789	4762	1638	1108	2746	14120	13682	27802	24430	24759	49189
RATAPGARH	6321	5199	11520	4709	4409	9118	1595	1343	2938	1375	1043	2418	14000	11994	25994	23601	19595	43196
RAND TOTAL	300268	264751	565019	215279	200238	415517	127170	94657	221827	91548	71110	162658	734265	630756	1365021	1206769	1029081	2235850

OFFICE OF THE DIRECTOR, SECONDARY EDUCATION, RAJASTHAN, BIKANER
 DISTRICT WISE AND CLASS WISE ENROLMENT IN RURAL AREA, YEAR 2013-14

(NON AIDED)

DISTRICT	6th CLASS			7th CLASS			8th CLASS			T O T A L		
	BOYS	GIRLS	TOTAL	BOYS	GIRLS	TOTAL	BOYS	GIRLS	TOTAL	BOYS	GIRLS	TOTAL
AJMER	1936	924	2860	1861	728	2589	1853	706	2559	5650	2358	8008
ALWAR	15405	8168	23573	14318	6932	21250	13263	6768	20031	42986	21868	64854
BANSWARA	2172	1182	3354	2112	1075	3187	2140	1040	3180	6424	3297	9721
BARAN	2509	1567	4076	2702	1481	4183	2601	1442	4043	7812	4490	12302
BARMER	2831	989	3820	2843	919	3762	2691	952	3643	8365	2860	11225
BHARTPUR	6467	3502	9969	6362	3221	9583	6097	3091	9188	18926	9814	28740
BHILWARA	997	483	1480	929	487	1416	994	495	1489	2920	1465	4385
BIKANER	4616	2511	7127	4073	2181	6254	4326	2214	6540	13015	6906	19921
BUNDI	1340	596	1936	1486	698	2184	1434	597	2031	4260	1891	6151
CHITTORGARH	481	223	704	496	184	680	546	195	741	1523	602	2125
CHURU	5044	2934	7978	4777	2746	7523	5313	2852	8165	15134	8532	23666
DOUSA	6066	3536	9602	6123	3438	9561	6273	3360	9633	18462	10334	28796
DHOLPUR	3056	1622	4678	3083	1557	4640	3318	1551	4869	9457	4730	14187
DUNGARPUR	677	344	1021	599	324	923	621	305	926	1897	973	2870
HANUMANGARH	5621	4720	10341	5833	3614	9447	4612	2921	7533	16066	11255	27321
JAIPUR	22415	13119	35534	22323	12855	35178	22508	12840	35348	67246	38814	106060
JAISALMER	619	138	757	630	118	748	531	113	644	1780	369	2149
JALORE	2682	1157	3839	2696	995	3691	2823	975	3798	8201	3127	11328
JHALAWAR	1737	863	2600	1674	889	2563	1833	867	2700	5244	2619	7863
JHUNJHUNU	8708	6134	14842	9626	6110	15736	9523	6605	16128	27857	18849	46706
JODHPUR	7080	3647	10727	6961	3202	10163	7015	3301	10316	21056	10150	31206
KOTA	2450	1350	3800	2316	1210	3526	2384	1290	3674	7150	3850	11000
NAGAUR	10933	6339	17272	9827	5938	15765	10232	5901	16133	30992	18178	49170
PALI	1550	932	2482	1662	871	2533	1685	918	2603	4897	2721	7618
RAJSAMAND	475	276	751	411	274	685	396	262	658	1282	812	2094
SWAIMADHOPUR	4163	2419	6582	4337	2503	6840	4466	1969	6435	12966	6891	19857
SHRI GANGANAGAR	5836	4162	9998	5859	4031	9890	6158	4204	10362	17853	12397	30250
SIKAR	11834	7929	19763	10976	6720	17696	15440	7248	22688	38250	21897	60147
SIROHI	586	189	775	626	165	791	652	157	809	1864	511	2375
TONK	2638	1279	3917	2551	1186	3737	2668	1137	3805	7857	3602	11459
UDAIPUR	1875	1079	2954	1743	1114	2857	1720	1060	2780	5338	3253	8591
KAROLI	4242	2119	6361	4180	2098	6278	4179	2030	6209	12601	6247	18848
PRATAPGARH	561	308	869	593	387	980	569	319	888	1723	1014	2737
GRAND TOTAL	149602	86740	236342	146588	80251	226839	150864	79685	230549	447054	246676	693730

OFFICE OF THE DIRECTOR, SECONDARY EDUCATION, RAJASTHAN, BIKANERI

DISTRICT WISE AND CLASS WISE ENROLMENT IN RURAL AREA, YEAR 2013-14

(NON AIDED) (FO)

DISTRICT	9th CLASS			10th CLASS			11th CLASS			12th CLASS			(TOTAL 9 - 12)			(TOTAL 6th TO 12TH)		
	BOYS	GIRLS	TOTAL	BOYS	GIRLS	TOTAL	BOYS	GIRLS	TOTAL	BOYS	GIRLS	TOTAL	BOYS	GIRLS	TOTAL	BOYS	GIRLS	TOTAL
AJMER	2568	804	3372	2762	823	3585	709	211	920	652	227	879	6691	2065	8756	12341	4423	16764
ALWAR	19197	8967	28164	26661	15256	41917	9021	7942	16963	13319	7539	20858	68198	39704	107902	111184	61572	172756
BANSWARA	2347	1250	3597	2518	1417	3935	1091	732	1823	903	496	1399	6859	3895	10754	13283	7192	20475
BARAN	3370	1832	5202	4318	2126	6444	1529	925	2454	1416	821	2237	10633	5704	16337	18445	10194	28639
BARMER	3745	1079	4824	3887	1255	5142	1100	603	1703	1041	593	1634	9773	3530	13303	18138	6390	24528
BHARTPUR	8933	4090	13023	10681	5141	15822	4122	2443	6565	4112	2358	6470	27848	14032	41880	46774	23846	70620
BHILWARA	1404	618	2022	1375	627	2002	457	261	718	400	227	627	3636	1733	5369	6556	3198	9754
BIKANER	7087	3407	10494	8487	3935	12422	3785	1915	5700	4082	2236	6318	23441	11493	34934	36456	18399	54855
BUNDI	2574	1019	3593	3392	1442	4834	1093	540	1633	1042	471	1513	8101	3472	11573	12361	5363	17724
CHITTORGARH	820	179	999	629	148	777	115	17	132	55	6	61	1619	350	1969	3142	952	4094
CHURU	7031	4275	11306	9114	5273	14387	3540	2657	6197	5014	3265	8279	24699	15470	40169	39833	24002	63835
DOUSA	9131	4515	13646	13361	6674	20035	6066	3965	10031	5823	3302	9125	34381	18456	52837	52843	28790	81633
DHOLPUR	4498	2011	6509	5296	2291	7587	2589	1224	3813	1984	865	2849	14367	6391	20758	23824	11121	34945
DUNGARPUR	772	381	1153	634	291	925	99	14	113	118	44	162	1623	730	2353	3520	1703	5223
HANUMANGARH	8021	5234	13255	6719	6223	12942	4830	4355	9185	4331	3078	7409	23901	18890	42791	39967	30145	70112
JAIPUR	24408	17962	42370	30038	19600	49638	23074	13465	36539	23038	12052	35090	100558	63079	163637	167804	101893	269697
JAISALMER	785	133	918	603	106	709	101	18	119	20	10	30	1509	267	1776	3289	636	3925
JALORE	4444	1225	5669	4435	1364	5799	2274	944	3218	1736	854	2590	12889	4387	17276	21090	7514	28604
JHALAWAR	2675	1069	3744	3125	1308	4433	748	419	1167	716	450	1166	7264	3246	10510	12508	5865	18373
JHUNJHUNU	10279	5586	15865	15087	8763	23850	8746	6458	15204	13754	8915	22669	47866	29722	77588	75723	48571	124294
JODHPUR	12147	6108	18255	11652	4952	16604	5997	2895	8892	5246	2250	7496	35042	16205	51247	56098	26355	82453
KOTA	3540	1850	5390	4770	2310	7080	1605	1250	2855	2324	1630	3954	12239	7040	19279	19389	10890	30279
NAGAUR	12594	7609	20203	15753	8530	24283	8816	5438	14254	8950	5090	14040	46113	26667	72780	77105	44845	121950
PALI	2867	1370	4237	2762	1283	4045	1059	664	1723	869	530	1399	7557	3847	11404	12454	6568	19022
RAJSAMAND	312	308	620	272	254	526	172	160	332	192	206	398	948	928	1876	2230	1740	3970
SWAIMADHOPUR	6718	2862	9580	8318	4137	12455	4778	2312	7090	2526	1847	4373	22340	11158	33498	35306	18049	53355
SHRI GANGANAGA	8748	6106	14854	11140	7727	18867	6746	5262	12008	8209	5796	14005	34843	24891	59734	52696	37288	89984
SIKAR	16043	10902	26945	19484	11967	31451	12294	9514	21808	16590	8844	25434	64411	41227	105638	102661	63124	165785
SIROHI	957	96	1053	656	62	718	119	24	143	69	5	74	1801	187	1988	3665	698	4363
TONK	3842	1559	5401	4648	1959	6607	1253	838	2091	1198	754	1952	10941	5110	16051	18798	8712	27510
UDAIPUR	2265	1205	3470	2106	1256	3362	825	602	1427	869	547	1416	6065	3610	9675	11403	6863	18266
VAROLI	6176	2909	9085	8657	3558	12215	2896	1900	4796	2851	1745	4596	20580	10112	30692	33181	16359	49540
PRATAPGARH	714	407	1121	734	450	1184	285	295	580	178	162	340	1911	1314	3225	3634	2328	5962
GRAND TOTAL	201012	108927	309939	244074	132508	376582	121934	80262	202196	133627	77215	210842	700647	398912	1099559	1147701	645588	1793289

OFFICE OF THE DIRECTOR, SECONDARY EDUCATION, RAJASTHAN, BIKANER
 DISTRICT WISE AND CLASS WISE ENROLMENT IN RURAL AREA, YEAR 2013-14

(CONSOLIDATED)

DISTRICT	6th CLASS			7th CLASS			8th CLASS			T O T A L		
	BOYS	GIRLS	TOTAL	BOYS	GIRLS	TOTAL	BOYS	GIRLS	TOTAL	BOYS	GIRLS	TOTAL
AJMER	8618	5717	14335	8624	4984	13608	8897	4761	13658	26139	15462	41601
ALWAR	22322	15172	37494	21769	14551	36320	21527	14624	36151	65618	44347	109965
BANSWARA	9161	7114	16275	9312	6916	16228	9153	6876	16029	27626	20906	48532
BARAN	5118	4166	9284	5729	4367	10096	5740	4438	10178	16587	12971	29558
BARMER	9818	5521	15339	9943	5439	15382	9916	5449	15365	29677	16409	46086
BHARTPUR	11133	8405	19538	11339	8717	20056	11568	8941	20509	34040	26063	60103
BHILWARA	8037	4492	12529	8000	4687	12687	8560	4892	13452	24597	14071	38668
BIKANER	9039	6341	15380	8925	6294	15219	9684	6348	16032	27648	18983	46631
BUNDI	4104	2960	7064	4446	3228	7674	4677	3420	8097	13227	9608	22835
CHITTORGARH	4338	3326	7664	4424	3298	7722	4612	3268	7880	13374	9892	23266
CHURU	9302	6207	15509	9808	6266	16074	11168	6977	18145	30278	19450	49728
DOUSA	9345	7994	17339	9817	8410	18227	10651	8705	19356	29813	25109	54922
DHOLPUR	6648	5542	12190	6612	5613	12225	7133	5755	12888	20393	16910	37303
DUNGARPUR	6000	5264	11264	6360	5686	12046	6428	5451	11879	18788	16401	35189
HANUMANGARH	9643	7738	17381	9905	6659	16564	8323	5934	14257	27871	20331	48202
JAIPUR	28661	20541	49202	29339	21243	50582	30856	22063	52919	88856	63847	152703
JAISALMER	2832	981	3813	2755	954	3709	2902	938	3840	8489	2873	11362
JALORE	7264	4522	11786	7417	4285	11702	7860	4000	11860	22541	12807	35348
JHALAWAR	4867	3697	8564	4883	3691	8574	5151	3522	8673	14901	10910	25811
JHUNJHUNU	11790	9648	21438	13071	9998	23069	13063	10648	23711	37924	30294	68218
JODHPUR	12769	8178	20947	12980	7756	20736	13586	8513	22099	39335	24447	63782
KOTA	4400	3270	7670	4426	3060	7486	4734	3322	8056	13560	9652	23212
NAGAU	17171	11951	29122	16467	11742	28209	17651	11843	29494	51289	35536	86825
PALI	6955	4888	11843	7512	4861	12373	7856	5009	12865	22323	14758	37081
RAJSAMAND	3670	2572	6242	4376	2778	7154	4336	2574	6910	12382	7924	20306
SWAIMADHOPUR	6737	5277	12014	7038	5282	12320	8027	5487	13514	21802	16046	37848
SHRI GANGANAGAR	10009	7811	17820	10048	7886	17934	10565	8070	18635	30622	23767	54389
SIKAR	15638	12445	28083	15347	11603	26950	20571	12551	33122	51556	36599	88155
SIROHI	4139	2502	6641	4020	2330	6350	4116	2178	6294	12275	7010	19285
TONK	5406	3875	9281	5637	4150	9787	6281	4113	10394	17324	12138	29462
UDAIPUR	11561	8068	19629	11579	8043	19622	11328	7430	18758	34468	23541	58009
KAROLI	7162	5522	12684	7700	5878	13578	8049	5924	13973	22911	17324	40235
PRATAPGARH	3610	2744	6354	3914	2917	6831	3800	2954	6754	11324	8615	19939
GRAND TOTAL	297267	214451	511718	303522	213572	517094	318769	216978	535747	919558	645001	1564559

OFFICE OF THE DIRECTOR, SECONDARY EDUCATION, RAJASTHAN, BIKANERI
 (DISTRICT WISE AND CLASS WISE ENROLMENT IN RURAL AREA, YEAR 2013-14

(CONSOLIDATED) (F)

DISTRICT	9th CLASS			10th CLASS			11th CLASS			12th CLASS			(TOTAL 9 - 12)			(TOTAL 6th TO 12TH)		
	BOYS	GIRLS	TOTAL	BOYS	GIRLS	TOTAL	BOYS	GIRLS	TOTAL	BOYS	GIRLS	TOTAL	BOYS	GIRLS	TOTAL	BOYS	GIRLS	TOTAL
AJMER	16584	9098	25682	10634	5991	16625	5127	2828	7955	3422	2042	5464	35767	19959	55726	61906	35421	97327
ALWAR	32870	24617	57487	37132	27794	64926	19589	13971	33560	18452	12018	30470	108043	78400	186443	173661	122747	296408
BANSWARA	16523	13298	29821	14805	13040	27845	7513	5853	13366	6783	5065	11848	45624	37256	82880	73250	58162	131412
BARAN	8510	7265	15775	7437	5395	12832	3273	2344	5617	2307	1571	3878	21527	16575	38102	38114	29546	67660
BARMER	18053	9985	28038	14561	8058	22619	7342	3826	11168	5342	2863	8205	45298	24732	70030	74975	41141	116116
BHARTPUR	16313	13652	29965	15776	11675	27451	7818	5744	13562	6451	4395	10846	46358	35466	81824	80398	61529	141927
BHILWARA	17687	11050	28737	10339	6953	17292	5830	4010	9840	4380	2836	7216	38236	24849	63085	62833	38920	101753
BIKANER	14678	9575	24253	14271	7975	22246	6936	3512	10448	6306	3272	9578	42191	24334	66525	69839	43317	113156
BUNDI	8996	7320	16316	7822	5789	13611	2941	2272	5213	2277	1603	3880	22036	16984	39020	35263	26592	61855
CHITTORGARH	10611	7394	18005	6271	4536	10807	2878	2091	4969	2061	1526	3587	21821	15547	37368	35195	25439	60634
CHURU	15177	11526	26703	16216	12460	28676	6103	4942	11045	7314	5459	12773	44810	34387	79197	75088	53837	128925
DOUSA	15882	14352	30234	18916	14991	33907	10034	8295	18329	8285	5583	13868	53117	43221	96338	82930	68330	151260
DHOLPUR	9390	8842	18232	8590	6464	15054	4471	2839	7310	3033	1734	4767	25484	19879	45363	45877	36789	82666
DUNGARPUR	13274	12677	25951	10045	10844	20889	5244	5085	10329	4137	3818	7955	32700	32424	65124	51488	48825	100313
HANUMANGARH	12534	9843	22377	11405	10131	21536	7648	7168	14816	7442	6593	14035	39029	33735	72764	66900	54066	120966
JAIPUR	38326	36781	75107	40963	34460	75423	32883	22607	55490	29718	17959	47677	141890	111807	253697	230746	175654	406400
JAISALMER	3744	1072	4816	2774	661	3435	1115	209	1324	828	159	987	8461	2101	10562	16950	4974	21924
JALORE	15484	7312	22796	11055	5034	16089	5390	2379	7769	3792	1770	5562	35721	16495	52216	58262	29302	87564
JHALAWAR	10961	7625	18586	8485	5728	14213	3957	2813	6770	2707	2179	4886	26110	18345	44455	41011	29255	70266
JHUNJHUNU	15828	13169	28997	21007	16514	37521	12199	10056	22255	17116	12427	29543	66150	52166	118316	104074	82460	186534
JODHPUR	24837	14771	39608	22123	11106	33229	12269	5834	18103	9500	4086	13586	68729	35797	104526	108064	60244	168308
KOTA	7690	5900	13590	7785	5380	13165	2895	2500	5395	3569	2748	6317	21939	16528	38467	35499	26180	61679
NAGAUR	24076	18635	42711	23873	16255	40128	14756	9727	24483	12628	7892	20520	75333	52509	127842	126622	88045	214667
PALI	18042	11816	29858	11556	7319	18875	5079	2831	7910	3784	2062	5846	38461	24028	62489	60784	38786	99570
RAJSAMAND	6925	5351	12276	4593	4069	8662	2342	2032	4374	2428	1724	4152	16288	13176	29464	28670	21100	49770
SWAIMADHOPUR	11492	7640	19132	11933	8349	20282	6365	3608	9973	4413	3743	8156	34203	23340	57543	56005	39386	95391
SHRI GANGANAGA	15167	12413	27580	15941	12941	28882	9324	7719	17043	10360	7824	18184	50792	40897	91689	81414	64664	146078
SIKAR	24091	19444	43535	26010	19164	45174	17659	13993	31652	20280	12263	32543	88040	64864	152904	139596	101463	241059
SIROHI	9098	4552	13650	5002	2314	7316	2335	848	3183	1445	584	2029	17880	8298	26178	30155	15308	45463
TONK	10154	8050	18204	8994	6212	15206	4373	3426	7799	3139	2280	5419	26660	19968	46628	43984	32106	76090
UDAIPUR	19551	14005	33556	14951	12075	27026	5667	4230	9897	5434	4189	9623	45603	34499	80102	80071	58040	138111
KAROLI	11697	9042	20739	12645	8210	20855	5869	3689	9558	4489	2853	7342	34700	23794	58494	57611	41118	98729
PRATAPGARH	7035	5606	12641	5443	4859	10302	1880	1638	3518	1553	1205	2758	15911	13308	29219	27235	21923	49158
GRAND TOTAL	501280	373678	874958	459353	332746	792099	249104	174919	424023	225175	148325	373500	1434912	1029668	2464580	2354470	1674669	4029139

OFFICE OF THE DIRECTOR, SECONDARY EDUCATION, RAJASTHAN, BIKANER

DISTRICT WISE AND CLASS WISE SC ENROLMENT IN RURAL AREA, YEAR 2013-14

(GOVERNMENT)

DISTRICT	6th CLASS			7th CLASS			8th CLASS			T O T A L		
	BOYS	GIRLS	TOTAL	BOYS	GIRLS	TOTAL	BOYS	GIRLS	TOTAL	BOYS	GIRLS	TOTAL
AJMER	1403	834	2237	1326	791	2117	1287	789	2076	4016	2414	6430
ALWAR	1860	1907	3767	2183	1943	4126	2100	2017	4117	6143	5867	12010
BANSWARA	255	186	441	289	234	523	278	234	512	822	654	1476
BARAN	619	595	1214	758	635	1393	772	672	1444	2149	1902	4051
BARMER	1711	810	2521	1654	864	2518	1634	820	2454	4999	2494	7493
BHARTPUR	1714	1701	3415	1669	1772	3441	1894	1767	3661	5277	5240	10517
BHILWARA	1563	758	2321	1495	799	2294	1549	833	2382	4607	2390	6997
BIKANER	1772	991	2763	1637	1006	2643	1668	1006	2674	5077	3003	8080
BUNDI	751	542	1293	700	591	1291	736	594	1330	2187	1727	3914
CHITTORGARH	876	543	1419	897	620	1517	871	503	1374	2644	1666	4310
CHURU	1824	1103	2927	1994	1052	3046	2140	1152	3292	5958	3307	9265
DOUSA	1226	1273	2499	1311	1397	2708	1530	1397	2927	4067	4067	8134
DHOLPUR	1077	1109	2186	1048	1005	2053	1037	1052	2089	3162	3166	6328
DUNGARPUR	193	180	373	193	170	363	203	187	390	589	537	1126
HANUMANGARH	2213	1621	3834	1993	1225	3218	1725	1178	2903	5931	4024	9955
JAIPUR	2007	1669	3676	2124	1771	3895	2372	1998	4370	6503	5438	11941
JAISALMER	543	181	724	502	162	664	551	172	723	1596	515	2111
JALORE	1497	875	2372	1484	804	2288	1429	760	2189	4410	2439	6849
JHALAWAR	782	626	1408	747	533	1280	751	463	1214	2280	1622	3902
JHUNJHUNU	848	738	1586	1001	775	1776	1105	988	2093	2954	2501	5455
JODHPUR	1690	988	2678	1782	949	2731	1852	997	2849	5324	2934	8258
KOTA	670	650	1320	685	575	1260	885	625	1510	2240	1850	4090
NAGAU	2288	1567	3855	2486	1612	4098	2576	1523	4099	7350	4702	12052
PALI	1531	910	2441	1558	844	2402	1578	839	2417	4667	2593	7260
RAJSAMAND	689	533	1222	448	303	751	457	346	803	1594	1182	2776
SWAIMADHOPUR	513	507	1020	679	589	1268	846	404	1250	2038	1500	3538
SHRI GANGANAGAR	2363	2021	4384	2351	2150	4501	2405	2023	4428	7119	6194	13313
SIKAR	1556	1482	3038	1701	1556	3257	1755	1492	3247	5012	4530	9542
SIROHI	810	479	1289	809	574	1383	879	481	1360	2498	1534	4032
TONK	935	681	1616	1027	732	1759	1151	692	1843	3113	2105	5218
UDAIPUR	539	433	972	620	438	1058	671	461	1132	1830	1332	3162
KAROLI	1211	1167	2378	1397	1169	2566	1533	1141	2674	4141	3477	7618
PRATAPGARH	207	212	419	358	231	589	278	255	533	843	698	1541
GRAND TOTAL	39736	29872	69608	40906	29871	70777	42498	29861	72359	123140	89604	212744

OFFICE OF THE DIRECTOR, SECONDARY EDUCATION, RAJASTHAN, BIKANERI

DISTRICT WISE AND CLASS WISE SC ENROLMENT IN RURAL AREA, YEAR 2013-14

(GOVERNMENT)

DISTRICT	9th CLASS			10th CLASS			11th CLASS			12th CLASS			(TOTAL 9 - 12)			(TOTAL 6th TO 12TH)		
	BOYS	GIRLS	TOTAL	BOYS	GIRLS	TOTAL	BOYS	GIRLS	TOTAL	BOYS	GIRLS	TOTAL	BOYS	GIRLS	TOTAL	BOYS	GIRLS	TOTAL
JMER	2526	1579	4105	1467	915	2382	828	490	1318	527	299	826	5348	3283	8631	9364	5697	15061
ALWAR	3877	3825	7702	2798	2903	5701	1790	1610	3400	1489	1094	2583	9954	9432	19386	16097	15299	31396
ANSWARA	634	594	1228	467	415	882	321	229	550	292	179	471	1714	1417	3131	2536	2071	4607
BARAN	1314	1257	2571	805	658	1463	439	269	708	197	131	328	2755	2315	5070	4904	4217	9121
BARMER	2818	1547	4365	2119	1035	3154	1185	347	1532	972	281	1253	7094	3210	10304	12093	5704	17797
BHARTPUR	2811	2896	5707	1841	1773	3614	1060	745	1805	654	369	1023	6366	5783	12149	11643	11023	22666
BHILWARA	3167	1907	5074	1683	1103	2786	996	620	1616	751	439	1190	6597	4069	10666	11204	6459	17663
BIKANER	2165	1306	3471	1316	693	2009	588	210	798	426	170	596	4495	2379	6874	9572	5382	14954
BUNDI	1668	1338	3006	1020	792	1812	398	269	667	298	204	502	3384	2603	5987	5571	4330	9901
BHITTOGARH	2070	1384	3454	1081	711	1792	504	335	839	345	239	584	4000	2669	6669	6644	4335	10979
BHURU	2579	2041	4620	2045	1852	3897	658	437	1095	603	371	974	5885	4701	10586	11843	8008	19851
BHUSA	2324	2511	4835	1885	1925	3810	1098	779	1877	713	379	1092	6020	5594	11614	10087	9661	19748
BHOLPUR	1246	1587	2833	808	810	1618	364	225	589	202	112	314	2620	2734	5354	5782	5900	11682
BHONGARPUR	463	456	919	326	360	686	225	198	423	199	154	353	1213	1168	2381	1802	1705	3507
BANUMANGARH	1313	1220	2533	1289	1189	2478	1222	1162	2384	1285	1207	2492	5109	4778	9887	11040	8802	19842
BANIPUR	4003	3812	7815	3287	3107	6394	2185	1538	3723	1819	1046	2865	11294	9503	20797	17797	14941	32738
BANSALMER	589	191	780	461	90	551	198	22	220	146	16	162	1394	319	1713	2990	834	3824
BANORE	3038	1453	4491	1760	860	2620	961	290	1251	669	175	844	6428	2778	9206	10838	5217	16055
BANALWAR	1830	1194	3024	1063	747	1810	553	293	846	354	212	566	3800	2446	6246	6080	4068	10148
BANUNJHUNU	1169	1704	2873	1224	1690	2914	626	645	1271	675	735	1410	3694	4774	8468	6648	7275	13923
BANODHPUR	2792	1267	4059	2662	1151	3813	994	211	1205	1036	256	1292	7484	2885	10369	12808	5819	18627
BANOTA	1460	1210	2670	1050	740	1790	420	235	655	372	297	669	3302	2482	5784	5542	4332	9874
BANAGAUR	3854	2861	6715	3537	1878	5415	1649	806	2455	1115	559	1674	10155	6104	16259	17505	10806	28311
BANALI	3692	2570	6262	2042	1373	3415	1049	534	1583	745	353	1098	7528	4830	12358	12195	7423	19618
BANASAMAND	894	502	1396	765	727	1492	364	228	592	397	161	558	2420	1618	4038	4014	2800	6814
BANAIMADHOPUR	1179	658	1837	1065	617	1682	327	97	424	434	104	538	3005	1476	4481	5043	2976	8019
BANARI GANGANAGA	3497	3344	6841	2393	2440	4833	1200	1033	2233	976	826	1802	8066	7643	15709	15185	13837	29022
BANIKAR	2843	2594	5437	1927	2156	4083	1410	1185	2595	917	902	1819	7097	6837	13934	12109	11367	23476
BANIROHI	2050	1085	3135	1055	434	1489	656	154	810	294	123	417	4055	1796	5851	6553	3330	9883
BANONK	1975	1476	3451	1309	904	2213	796	527	1323	493	277	770	4573	3184	7757	7686	5289	12975
BANONKIPUR	1164	935	2099	720	783	1503	363	295	658	354	315	669	2601	2328	4929	4431	3660	8091
BANOROLI	2231	1850	4081	1476	1173	2649	912	367	1279	528	199	727	5147	3589	8736	9288	7066	16354
BANATAPGARH	518	472	990	365	370	735	141	114	255	103	56	159	1127	1012	2139	1970	1710	3680
GRAND TOTAL	69753	54626	124379	49111	38374	87485	26480	16499	42979	20380	12240	32620	165724	121739	287463	288864	211343	500207

OFFICE OF THE DIRECTOR, SECONDARY EDUCATION, RAJASTHAN, BIKANER

DISTRICT WISE AND CLASS WISE SC ENROLMENT IN RURAL AREA, YEAR 2013-14

(NON AIDED)

DISTRICT	6th CLASS			7th CLASS			8th CLASS			T O T A L		
	BOYS	GIRLS	TOTAL	BOYS	GIRLS	TOTAL	BOYS	GIRLS	TOTAL	BOYS	GIRLS	TOTAL
AJMER	193	90	283	175	64	239	163	67	230	531	221	752
ALWAR	1640	931	2571	1540	810	2350	1589	741	2330	4769	2482	7251
BANSWARA	144	59	203	115	53	168	100	39	139	359	151	510
BARAN	343	153	496	314	124	438	320	112	432	977	389	1366
BARMER	220	73	293	246	63	309	203	52	255	669	188	857
BHARTPUR	1193	539	1732	1163	458	1621	958	419	1377	3314	1416	4730
BHILWARA	154	73	227	113	53	166	134	72	206	401	198	599
BIKANER	283	136	419	234	103	337	246	149	395	763	388	1151
BUNDI	207	78	285	211	82	293	170	71	241	588	231	819
CHITTORGARH	60	25	85	70	23	93	55	21	76	185	69	254
CHURU	602	271	873	518	259	777	551	276	827	1671	806	2477
DOUSA	1000	584	1584	919	541	1460	1011	495	1506	2930	1620	4550
DHOLPUR	605	297	902	571	334	905	590	308	898	1766	939	2705
DUNGARPUR	26	8	34	24	13	37	29	12	41	79	33	112
HANUMANGARH	1620	1321	2941	1709	911	2620	1521	689	2210	4850	2921	7771
JAIPUR	2756	1462	4218	2566	1352	3918	2535	1351	3886	7857	4165	12022
JAISALMER	32	7	39	32	4	36	50	8	58	114	19	133
JALORE	310	94	404	264	92	356	277	80	357	851	266	1117
JHALAWAR	183	131	314	164	79	243	203	85	288	550	295	845
JHUNJHUNU	1678	1262	2940	1294	883	2177	1290	985	2275	4262	3130	7392
JODHPUR	762	305	1067	706	291	997	937	264	1201	2405	860	3265
KOTA	380	210	590	460	165	625	340	235	575	1180	610	1790
NAGPUR	1126	511	1637	1009	475	1484	1179	575	1754	3314	1561	4875
PALI	180	120	300	223	114	337	199	90	289	602	324	926
RAJSAMAND	60	48	108	55	41	96	61	43	104	176	132	308
SWAIMADHOPUR	617	203	820	628	198	826	572	277	849	1817	678	2495
SHRI GANGANAGAR	1242	816	2058	725	452	1177	1632	1021	2653	3599	2289	5888
SIKAR	1157	616	1773	1041	358	1399	1204	544	1748	3402	1518	4920
SIROHI	57	13	70	58	11	69	77	6	83	192	30	222
TONK	455	178	633	364	151	515	348	143	491	1167	472	1639
UDAIPUR	113	55	168	99	70	169	127	58	185	339	183	522
KAROLI	793	347	1140	713	296	1009	687	289	976	2193	932	3125
PRATAPGARH	56	25	81	39	18	57	33	15	48	128	58	186
GRAND TOTAL	20247	11041	31288	18362	8941	27303	19391	9592	28983	58000	29574	87574

OFFICE OF THE DIRECTOR, SECONDARY EDUCATION, RAJASTHAN, BIKANERI

DISTRICT WISE AND CLASS WISE SC ENROLMENT IN RURAL AREA, YEAR 2013-14

(NON AIDED)

DISTRICT	9th CLASS			10th CLASS			11th CLASS			12th CLASS			(TOTAL 9 - 12)			(TOTAL 6th TO 12TH)		
	BOYS	GIRLS	TOTAL	BOYS	GIRLS	TOTAL	BOYS	GIRLS	TOTAL	BOYS	GIRLS	TOTAL	BOYS	GIRLS	TOTAL	BOYS	GIRLS	TOTAL
AJMER	262	85	347	258	92	350	64	20	84	65	19	84	649	216	865	1180	437	1617
ALWAR	2394	1146	3540	3396	1599	4995	1373	844	2217	1535	854	2389	8698	4443	13141	13467	6925	20392
BANSWARA	127	48	175	125	66	191	56	42	98	38	18	56	346	174	520	705	325	1030
BARAN	418	196	614	605	208	813	196	88	284	250	87	337	1469	579	2048	2446	968	3414
BARMER	325	116	441	360	100	460	94	35	129	111	38	149	890	289	1179	1559	477	2036
BHARTPUR	1390	534	1924	2065	753	2818	640	352	992	635	283	918	4730	1922	6652	8044	3338	11382
BHILWARA	173	73	246	179	64	243	55	25	80	56	20	76	463	182	645	864	380	1244
BIKANER	603	291	894	826	370	1196	337	180	517	505	279	784	2271	1120	3391	3034	1508	4542
BUNDI	388	132	520	497	178	675	139	97	236	158	59	217	1182	466	1648	1770	697	2467
CHITTORGARH	97	31	128	82	25	107	28	6	34	7	1	8	214	63	277	399	132	531
CHURU	908	510	1418	1295	745	2040	463	332	795	643	523	1166	3309	2110	5419	4980	2916	7896
DOUSA	1539	608	2147	2228	902	3130	886	495	1381	896	382	1278	5549	2387	7936	8479	4007	12486
DHOLPUR	833	386	1219	964	387	1351	527	197	724	323	132	455	2647	1102	3749	4413	2041	6454
DUNGARPUR	32	14	46	27	11	38	3	3	6	7	3	10	69	31	100	148	64	212
HANUMANGARH	1932	1785	3717	1921	1522	3443	1733	1299	3032	1809	1407	3216	7395	6013	13408	12245	8934	21179
JAIPUR	2424	1146	3570	2427	1328	3755	2560	1509	4069	2625	1503	4128	10036	5486	15522	17893	9651	27544
JAISALMER	76	9	85	69	7	76	10	6	16	1	0	1	156	22	178	270	41	311
JALORE	441	125	566	532	178	710	291	116	407	267	96	363	1531	515	2046	2382	781	3163
JHALAWAR	262	89	351	332	136	468	79	43	122	90	44	134	763	312	1075	1313	607	1920
JHUNJHUNU	1969	909	2878	2175	1130	3305	1230	721	1951	1892	1086	2978	7266	3846	11112	11528	6976	18504
JODHPUR	1115	285	1400	1324	290	1614	276	145	421	492	125	617	3207	845	4052	5612	1705	7317
KOTA	590	550	1140	840	350	1190	270	135	405	632	215	847	2332	1250	3582	3512	1860	5372
NAGAUR	1515	665	2180	1573	547	2120	710	352	1062	673	330	1003	4471	1894	6365	7785	3455	11240
PALI	392	221	613	376	184	560	206	109	315	153	84	237	1127	598	1725	1729	922	2651
RAJSAMAND	77	50	127	75	40	115	62	33	95	67	23	90	281	146	427	457	278	735
SWAIMADHOPUR	892	223	1115	814	258	1072	195	167	362	116	110	226	2017	758	2775	3834	1436	5270
SHRI GANGANAGA	1940	1330	3270	2774	1913	4687	1403	1175	2578	1790	1327	3117	7907	5745	13652	11506	8034	19540
SIKAR	1121	945	2066	1869	1287	3156	558	438	996	1397	434	1831	4945	3104	8049	8347	4622	12969
SIROHI	182	15	197	104	7	111	5	3	8	1	1	2	292	26	318	484	56	540
TONK	556	166	722	647	238	885	194	71	265	192	81	273	1589	556	2145	2756	1028	3784
UDAIPUR	167	75	242	149	78	227	41	25	66	55	28	83	412	206	618	751	389	1140
KAROLI	1130	420	1550	1644	553	2197	485	259	744	486	245	731	3745	1477	5222	5938	2409	8347
PRATAPGARH	54	20	74	32	50	82	14	20	34	6	7	13	106	97	203	234	155	389
GRAND TOTAL	26324	13198	39522	32584	15596	48180	15183	9342	24525	17973	9844	27817	92064	47980	140044	150064	77554	227618

OFFICE OF THE DIRECTOR, SECONDARY EDUCATION, RAJASTHAN, BIKANERI

DISTRICT WISE AND CLASS WISE SC ENROLMENT IN RURAL AREA, YEAR 2013-14

(CONSOLIDATED)

DISTRICT	6th CLASS			7th CLASS			8th CLASS			T O T A L		
	BOYS	GIRLS	TOTAL	BOYS	GIRLS	TOTAL	BOYS	GIRLS	TOTAL	BOYS	GIRLS	TOTAL
AJMER	1596	924	2520	1501	855	2356	1450	856	2306	4547	2635	7182
ALWAR	3500	2838	6338	3723	2753	6476	3689	2758	6447	10912	8349	19261
BANSWARA	399	245	644	404	287	691	378	273	651	1181	805	1986
BARAN	962	748	1710	1072	759	1831	1092	784	1876	3126	2291	5417
BARMER	1931	883	2814	1900	927	2827	1837	872	2709	5668	2682	8350
BHARTPUR	2907	2240	5147	2832	2230	5062	2852	2186	5038	8591	6656	15247
BHILWARA	1717	831	2548	1608	852	2460	1683	905	2588	5008	2588	7596
BIKANER	2055	1127	3182	1871	1109	2980	1914	1155	3069	5840	3391	9231
BUNDI	958	620	1578	911	673	1584	906	665	1571	2775	1958	4733
CHITTORGARH	936	568	1504	967	643	1610	926	524	1450	2829	1735	4564
CHURU	2426	1374	3800	2512	1311	3823	2691	1428	4119	7629	4113	11742
DOUSA	2226	1857	4083	2230	1938	4168	2541	1892	4433	6997	5687	12684
DHOLPUR	1682	1406	3088	1619	1339	2958	1627	1360	2987	4928	4105	9033
DUNGARPUR	219	188	407	217	183	400	232	199	431	668	570	1238
HANUMANGARH	3833	2942	6775	3702	2136	5838	3246	1867	5113	10781	6945	17726
JAIPUR	4763	3131	7894	4690	3123	7813	4907	3349	8256	14360	9603	23963
JAISALMER	575	188	763	534	166	700	601	180	781	1710	534	2244
JALORE	1807	969	2776	1748	896	2644	1706	840	2546	5261	2705	7966
JHALAWAR	965	757	1722	911	612	1523	954	548	1502	2830	1917	4747
JHUNJHUNU	2526	2000	4526	2295	1658	3953	2395	1973	4368	7216	5631	12847
JODHPUR	2452	1293	3745	2488	1240	3728	2789	1261	4050	7729	3794	11523
KOTA	1050	860	1910	1145	740	1885	1225	860	2085	3420	2460	5880
NAGOUR	3414	2078	5492	3495	2087	5582	3755	2098	5853	10664	6263	16927
PALI	1711	1030	2741	1781	958	2739	1777	929	2706	5269	2917	8186
RAJSAMAND	749	581	1330	503	344	847	518	389	907	1770	1314	3084
SWAIMADHOPUR	1130	710	1840	1307	787	2094	1418	681	2099	3855	2178	6033
SHRI GANGANAGAR	3605	2837	6442	3076	2602	5678	4037	3044	7081	10718	8483	19201
SIKAR	2713	2098	4811	2742	1914	4656	2959	2036	4995	8414	6048	14462
SIROHI	867	492	1359	867	585	1452	956	487	1443	2690	1564	4254
TONK	1390	859	2249	1391	883	2274	1499	835	2334	4280	2577	6857
UDAIPUR	652	488	1140	719	508	1227	798	519	1317	2169	1515	3684
KAROLI	2004	1514	3518	2110	1465	3575	2220	1430	3650	6334	4409	10743
PRATAPGARH	263	237	500	397	249	646	311	270	581	971	756	1727
GRAND TOTAL	59983	40913	100896	59268	38812	98080	61889	39453	101342	181140	119178	300318

OFFICE OF THE DIRECTOR, SECONDARY EDUCATION, RAJASTHAN, BIKANER
 DISTRICT WISE AND CLASS WISE SC ENROLMENT IN RURAL AREA, YEAR 2013-14

(CONSOLIDATED)

DISTRICT	9th CLASS			10th CLASS			11th CLASS			12th CLASS			(TOTAL 9 - 12)			(TOTAL 6th TO 12TH)		
	BOYS	GIRLS	TOTAL	BOYS	GIRLS	TOTAL	BOYS	GIRLS	TOTAL	BOYS	GIRLS	TOTAL	BOYS	GIRLS	TOTAL	BOYS	GIRLS	TOTAL
AJMER	2788	1664	4452	1725	1007	2732	892	510	1402	592	318	910	5997	3499	9496	10544	6134	16678
ALWAR	6271	4971	11242	6194	4502	10696	3163	2454	5617	3024	1948	4972	18652	13875	32527	29564	22224	51788
BANSWARA	761	642	1403	592	481	1073	377	271	648	330	197	527	2060	1591	3651	3241	2396	5637
BARAN	1732	1453	3185	1410	866	2276	635	357	992	447	218	665	4224	2894	7118	7350	5185	12535
BARMER	3143	1663	4806	2479	1135	3614	1279	382	1661	1083	319	1402	7984	3499	11483	13652	6181	19833
BHARTPUR	4201	3430	7631	3906	2526	6432	1700	1097	2797	1289	652	1941	11096	7705	18801	19687	14361	34048
BHILWARA	3340	1980	5320	1862	1167	3029	1051	645	1696	807	459	1266	7060	4251	11311	12068	6839	18907
BIKANER	2768	1597	4365	2142	1063	3205	925	390	1315	931	449	1380	6766	3499	10265	12606	6890	19496
BUNDI	2056	1470	3526	1517	970	2487	537	366	903	456	263	719	4566	3069	7635	7341	5027	12368
CHITTORGARH	2167	1415	3582	1163	736	1899	532	341	873	352	240	592	4214	2732	6946	7043	4467	11510
CHURU	3487	2551	6038	3340	2597	5937	1121	769	1890	1246	894	2140	9194	6811	16005	16823	10924	27747
DOUSA	3863	3119	6982	4113	2827	6940	1984	1274	3258	1609	761	2370	11569	7981	19550	18566	13668	32234
DHOLPUR	2079	1973	4052	1772	1197	2969	891	422	1313	525	244	769	5267	3836	9103	10195	7941	18136
DUNGARPUR	495	470	965	353	371	724	228	201	429	206	157	363	1282	1199	2481	1950	1769	3719
HANUMANGARH	3245	3005	6250	3210	2711	5921	2955	2461	5416	3094	2614	5708	12504	10791	23295	23285	17736	41021
JAIPUR	6427	4958	11385	5714	4435	10149	4745	3047	7792	4444	2549	6993	21330	14989	36319	35690	24592	60282
JAISALMER	665	200	865	530	97	627	208	28	236	147	16	163	1550	341	1891	3260	875	4135
JALORE	3479	1578	5057	2292	1038	3330	1252	406	1658	936	271	1207	7959	3293	11252	13220	5998	19218
JHALAWAR	2092	1283	3375	1395	883	2278	632	336	968	444	256	700	4563	2758	7321	7393	4675	12068
JHUNJHUNU	3138	2613	5751	3399	2820	6219	1856	1366	3222	2567	1821	4388	10960	8620	19580	18176	14251	32427
JODHPUR	3907	1552	5459	3986	1441	5427	1270	356	1626	1528	381	1909	10691	3730	14421	18420	7524	25944
KOTA	2050	1760	3810	1890	1090	2980	690	370	1060	1004	512	1516	5634	3732	9366	9054	6192	15246
NAGOUR	5369	3526	8895	5110	2425	7535	2359	1158	3517	1788	889	2677	14626	7998	22624	25290	14261	39551
PALI	4084	2791	6875	2418	1557	3975	1255	643	1898	898	437	1335	8655	5428	14083	13924	8345	22269
RAJSAMAND	971	552	1523	840	767	1607	426	261	687	464	184	648	2701	1764	4465	4471	3078	7549
SWAIMADHOPUR	2071	881	2952	1879	875	2754	522	264	786	550	214	764	5022	2234	7256	8877	4412	13289
SHRI GANGANAGA	5437	4674	10111	5167	4353	9520	2603	2208	4811	2766	2153	4919	15973	13388	29361	26691	21871	48562
SIKAR	3964	3539	7503	3796	3443	7239	1968	1623	3591	2314	1336	3650	12042	9941	21983	20456	15989	36445
SIROHI	2232	1100	3332	1159	441	1600	661	157	818	295	124	419	4347	1822	6169	7037	3386	10423
TONK	2531	1642	4173	1956	1142	3098	990	598	1588	685	358	1043	6162	3740	9902	10442	6317	16759
UDAIPUR	1331	1010	2341	869	861	1730	404	320	724	409	343	752	3013	2534	5547	5182	4049	9231
KAROLI	3361	2270	5631	3120	1726	4846	1397	626	2023	1014	444	1458	8892	5066	13958	15226	9475	24701
PRATAPGARH	572	492	1064	397	420	817	155	134	289	109	63	172	1233	1109	2342	2204	1865	4069
GRAND TOTAL	96077	67824	163901	81695	53970	135665	41663	25841	67504	38353	22084	60437	257788	169719	427507	438928	288897	727825

OFFICE OF THE DIRECTOR, SECONDARY EDUCATION, RAJASTHAN, BIKANER

DISTRICT WISE AND CLASS WISE ST ENROLMENT IN RURAL AREA, YEAR 2013-14

(GOVERNMENT)

DISTRICT	6th CLASS			7th CLASS			8th CLASS			T O T A L		
	BOYS	GIRLS	TOTAL	BOYS	GIRLS	TOTAL	BOYS	GIRLS	TOTAL	BOYS	GIRLS	TOTAL
AJMER	188	97	285	217	91	308	183	84	267	588	272	860
ALWAR	400	485	885	454	560	1014	623	639	1262	1477	1684	3161
BANSWARA	6123	5145	11268	6238	4996	11234	6186	5013	11199	18547	15154	33701
BARAN	844	678	1522	1036	707	1743	1018	726	1744	2898	2111	5009
BARMER	451	137	588	423	125	548	360	94	454	1234	356	1590
BHARTPUR	41	64	105	71	86	157	79	121	200	191	271	462
BHILWARA	614	236	850	553	303	856	526	278	804	1693	817	2510
BIKANER	7	0	7	6	19	25	18	20	38	31	39	70
BUNDI	526	453	979	550	548	1098	659	611	1270	1735	1612	3347
CHITTORGARH	608	331	939	486	297	783	494	276	770	1588	904	2492
CHURU	17	14	31	22	15	37	33	14	47	72	43	115
DOUSA	813	1433	2246	991	1564	2555	1274	1829	3103	3078	4826	7904
DHOLPUR	106	230	336	146	246	392	197	250	447	449	726	1175
DUNGARPUR	4645	4072	8717	4947	4423	9370	4789	4180	8969	14381	12675	27056
HANUMANGARH	2	1	3	5	2	7	4	1	5	11	4	15
JAIPUR	1016	1089	2105	1191	1259	2450	1406	1336	2742	3613	3684	7297
JAISALMER	127	31	158	116	26	142	144	28	172	387	85	472
JALORE	510	162	672	475	117	592	406	117	523	1391	396	1787
JHALAWAR	558	435	993	485	410	895	462	422	884	1505	1267	2772
JHUNJHUNU	45	30	75	60	57	117	108	103	211	213	190	403
JODHPUR	292	102	394	212	83	295	210	67	277	714	252	966
KOTA	250	265	515	258	230	488	287	260	547	795	755	1550
NAGOUR	17	23	40	13	16	29	12	11	23	42	50	92
PALI	485	304	789	530	266	796	456	250	706	1471	820	2291
RAJSAMAND	291	83	374	515	190	705	376	89	465	1182	362	1544
SWAIMADHOPUR	176	671	847	297	598	895	472	295	767	945	1564	2509
SHRI GANGANAGAR	2	3	5	0	1	1	0	2	2	2	6	8
SIKAR	70	45	115	82	83	165	66	105	171	218	233	451
SIROHI	1241	602	1843	1112	424	1536	970	396	1366	3323	1422	4745
TONK	554	401	955	625	479	1104	717	455	1172	1896	1335	3231
UDAIPUR	6419	4247	10666	6036	3986	10022	5522	3341	8863	17977	11574	29551
KAROLI	481	767	1248	630	934	1564	752	991	1743	1863	2692	4555
PRATAPGARH	2380	1814	4194	2468	1847	4315	2387	1865	4252	7235	5526	12761
GRAND TOTAL	30299	24450	54749	31250	24988	56238	31196	24269	55465	92745	73707	166452

OFFICE OF THE DIRECTOR, SECONDARY EDUCATION, RAJASTHAN, BIKANER

DISTRICT WISE AND CLASS WISE ST ENROLMENT IN RURAL AREA, YEAR 2013-14

(GOVERNMENT)

DISTRICT	9th CLASS			10th CLASS			11th CLASS			12th CLASS			(TOTAL 9 - 12)			(TOTAL 6th TO 12TH)		
	BOYS	GIRLS	TOTAL	BOYS	GIRLS	TOTAL	BOYS	GIRLS	TOTAL	BOYS	GIRLS	TOTAL	BOYS	GIRLS	TOTAL	BOYS	GIRLS	TOTAL
JMER	318	173	491	179	99	278	109	65	174	72	39	111	678	376	1054	1266	648	1914
LWAR	1135	1719	2854	983	1557	2540	756	839	1595	504	597	1101	3378	4712	8090	4855	6396	11251
ANSWARA	12125	9803	21928	10326	9700	20026	5175	4177	9352	4391	3470	7861	32017	27150	59167	50564	42304	92868
ARAN	1473	1133	2606	708	629	1337	303	178	481	147	82	229	2631	2022	4653	5529	4133	9662
ARMER	650	182	832	422	108	530	189	25	214	127	16	143	1388	331	1719	2622	687	3309
HARTPUR	151	234	385	140	231	371	100	150	250	30	38	68	421	653	1074	612	924	1536
HILWARA	1351	831	2182	729	502	1231	448	328	776	305	185	490	2833	1846	4679	4526	2663	7189
IKANER	26	12	38	6	8	14	9	15	24	15	3	18	56	38	94	87	77	164
JNDI	1289	1531	2820	921	1037	1958	402	397	799	349	296	645	2961	3261	6222	4696	4873	9569
JITTORGARH	1035	584	1619	463	292	755	160	80	240	148	87	235	1806	1043	2849	3394	1947	5341
JURU	38	50	88	32	45	77	13	13	26	14	14	28	97	122	219	169	165	334
JUSA	1934	3479	5413	1614	3225	4839	1352	1947	3299	829	998	1827	5729	9649	15378	8807	14475	23282
JOLPUR	241	453	694	156	363	519	101	125	226	67	57	124	565	998	1563	1014	1724	2738
JNGARPUR	10068	9810	19878	7368	8426	15794	3565	3672	7237	2665	2719	5384	23666	24627	48293	38047	37302	75349
JNUMANGARH	3	2	5	3	3	6	4	4	8	7	5	12	17	14	31	28	18	46
JIPUR	2442	2801	5243	2076	2455	4531	1648	1328	2976	1351	912	2263	7517	7496	15013	11130	11180	22310
JISALMER	122	14	136	113	8	121	31	2	33	25	0	25	291	24	315	678	109	787
JLORE	832	224	1056	360	127	487	170	30	200	127	20	147	1489	401	1890	2880	797	3677
JALAWAR	1128	976	2104	581	578	1159	295	233	528	164	179	343	2168	1966	4134	3673	3233	6906
JUNJHUNU	101	147	248	119	164	283	73	81	154	99	147	246	392	539	931	605	729	1334
JDHPUR	264	64	328	212	58	270	132	15	147	86	13	99	694	150	844	1408	402	1810
JTA	580	565	1145	360	460	820	155	154	309	173	141	314	1268	1320	2588	2063	2075	4138
JGAUR	19	44	63	12	26	38	12	12	24	6	11	17	49	93	142	91	143	234
JLI	1157	583	1740	602	301	903	189	68	257	186	43	229	2134	995	3129	3605	1815	5420
JJSAMAND	295	108	403	310	103	413	143	58	201	134	33	167	882	302	1184	2064	664	2728
JAIMADHOPUR	802	1179	1981	652	1210	1862	225	275	500	411	126	537	2090	2790	4880	3035	4354	7389
JRI GANGANAGA	10	4	14	3	4	7	11	4	15	5	3	8	29	15	44	31	21	52
JKAR	158	129	287	95	95	190	127	82	209	74	81	155	454	387	841	672	620	1292
JROHI	1541	645	2186	663	296	959	294	83	377	195	41	236	2693	1065	3758	6016	2487	8503
JNK	1166	1126	2292	658	740	1398	523	366	889	271	207	478	2618	2439	5057	4514	3774	8288
JIPUR	9517	6572	16089	7107	5972	13079	2573	1957	4530	2393	1905	4298	21590	16406	37996	39567	27980	67547
JROLI	998	1796	2794	799	1400	2199	642	558	1200	366	395	761	2805	4149	6954	4668	6841	11509
JATAPGARH	4411	4335	8746	3232	1918	5150	989	792	1781	1001	740	1741	9633	7785	17418	16868	13311	30179
AND TOTAL	57380	51308	108688	42004	42140	84144	20918	18113	39031	16737	13603	30340	137039	125164	262203	229784	198871	428655

OFFICE OF THE DIRECTOR, SECONDARY EDUCATION, RAJASTHAN, BIKANER

DISTRICT WISE AND CLASS WISE ST ENROLMENT IN RURAL AREA, YEAR 2013-14

(NON AIDED)

DISTRICT	6th CLASS			7th CLASS			8th CLASS			T O T A L		
	BOYS	GIRLS	TOTAL	BOYS	GIRLS	TOTAL	BOYS	GIRLS	TOTAL	BOYS	GIRLS	TOTAL
AJMER	29	7	36	19	12	31	21	11	32	69	30	99
ALWAR	1126	613	1739	1100	672	1772	1163	692	1855	3389	1977	5366
BANSWARA	1152	550	1702	1063	459	1522	987	473	1460	3202	1482	4684
BARAN	364	141	505	395	149	544	414	150	564	1173	440	1613
BARMER	56	23	79	62	13	75	42	23	65	160	59	219
BHARTPUR	210	138	348	176	107	283	197	129	326	583	374	957
BHILWARA	83	55	138	79	58	137	120	53	173	282	166	448
BIKANER	22	12	34	20	14	34	7	11	18	49	37	86
BUNDI	325	125	450	374	122	496	327	147	474	1026	394	1420
CHITTORGARH	17	4	21	12	10	22	18	3	21	47	17	64
CHURU	17	23	40	20	18	38	35	11	46	72	52	124
DOUSA	1922	1012	2934	1946	1065	3011	1972	990	2962	5840	3067	8907
DHOLPUR	243	116	359	267	98	365	270	111	381	780	325	1105
DUNGARPUR	201	97	298	149	91	240	132	78	210	482	266	748
HANUMANGARH	7	8	15	5	5	10	2	4	6	14	17	31
JAIPUR	2006	1163	3169	2008	1113	3121	2065	1177	3242	6079	3453	9532
JAISALMER	18	2	20	11	1	12	12	2	14	41	5	46
JALORE	80	21	101	72	12	84	59	22	81	211	55	266
JHALAWAR	257	97	354	264	96	360	260	117	377	781	310	1091
JHUNJHUNU	222	145	367	241	158	399	233	170	403	696	473	1169
JODHPUR	88	16	104	61	31	92	57	19	76	206	66	272
KOTA	415	230	645	413	210	623	470	270	740	1298	710	2008
NAGAUR	32	17	49	42	9	51	30	12	42	104	38	142
PALI	33	13	46	41	17	58	42	19	61	116	49	165
RAJSAMAND	12	9	21	16	11	27	14	11	25	42	31	73
SWAIMADHOPUR	518	326	844	579	276	855	582	551	1133	1679	1153	2832
SHRI GANGANAGAR	44	16	60	45	20	65	42	31	73	131	67	198
SIKAR	213	144	357	132	116	248	229	103	332	574	363	937
SIROHI	16	8	24	22	6	28	19	4	23	57	18	75
TONK	341	127	468	307	110	417	369	137	506	1017	374	1391
UDAIPUR	449	274	723	393	217	610	374	204	578	1216	695	1911
KAROLI	1244	656	1900	1229	726	1955	1210	669	1879	3683	2051	5734
PRATAPGARH	192	91	283	215	107	322	177	79	256	584	277	861
GRAND, TOTAL	11954	6279	18233	11778	6129	17907	11951	6483	18434	35683	18891	54574

OFFICE OF THE DIRECTOR, SECONDARY EDUCATION, RAJASTHAN, BIKANER
 DISTRICT WISE AND CLASS WISE ST ENROLMENT IN RURAL AREA, YEAR 2013-14

(NON AIDED) (F)

DISTRICT	9th CLASS			10th CLASS			11th CLASS			12th CLASS			(TOTAL 9 - 12)			(TOTAL 6th TO 12TH)		
	BOYS	GIRLS	TOTAL	BOYS	GIRLS	TOTAL	BOYS	GIRLS	TOTAL	BOYS	GIRLS	TOTAL	BOYS	GIRLS	TOTAL	BOYS	GIRLS	TOTAL
AJMER	21	16	37	32	23	55	1	1	2	2	0	2	56	40	96	125	70	195
ALWAR	1856	966	2822	2752	1558	4310	1245	852	2097	1330	810	2140	7183	4186	11369	10572	6163	16735
BANSWARA	1117	544	1661	1375	852	2227	612	360	972	406	237	643	3510	1993	5503	6712	3475	10187
BARAN	591	221	812	960	333	1293	338	165	503	309	140	449	2198	859	3057	3371	1299	4670
BARMER	58	15	73	87	18	105	26	5	31	22	4	26	193	42	235	353	101	454
BHARTPUR	284	146	430	414	243	657	119	106	225	157	123	280	974	618	1592	1557	992	2549
BHILWARA	163	68	231	162	73	235	25	20	45	41	11	52	391	172	563	673	338	1011
BIKANER	18	18	36	29	15	44	17	6	23	15	3	18	79	42	121	128	79	207
BUNDI	632	237	869	1069	473	1542	283	194	477	254	159	413	2238	1063	3301	3264	1457	4721
CHITTORGARH	36	11	47	25	4	29	3	6	9	2	4	6	66	25	91	113	42	155
CHURU	38	35	73	73	39	112	29	26	55	47	37	84	187	137	324	259	189	448
DOUSA	3042	1442	4484	4811	2542	7353	2044	1460	3504	1991	1214	3205	11888	6658	18546	17728	9725	27453
DHOLPUR	422	185	607	559	194	753	190	128	318	139	58	197	1310	565	1875	2090	890	2980
DUNGARPUR	201	94	295	150	84	234	20	5	25	22	2	24	393	185	578	875	451	1326
HANUMANGARH	2	3	5	2	3	5	2	2	4	1	0	1	7	8	15	21	25	46
JAIPUR	2796	1395	4191	3716	1918	5634	2132	1294	3426	2203	1247	3450	10847	5854	16701	16926	9307	26233
JAISALMER	22	1	23	9	1	10	0	0	0	1	1	2	32	3	35	73	8	81
JALORE	119	17	136	142	36	178	68	15	83	52	17	69	381	85	466	592	140	732
JHALAWAR	377	109	486	512	184	696	133	71	204	145	64	209	1167	428	1595	1948	738	2686
JHUNJHUNU	307	107	414	374	220	594	224	112	336	374	173	547	1279	612	1891	1975	1085	3060
JODHPUR	90	20	110	140	47	187	40	14	54	64	10	74	334	91	425	540	157	697
KOTA	750	370	1120	1410	580	1990	440	270	710	787	407	1194	3387	1627	5014	4685	2337	7022
NAGAU	33	11	44	46	19	65	26	14	40	36	12	48	141	56	197	245	94	339
PALI	71	23	94	54	25	79	18	14	32	39	16	55	182	78	260	298	127	425
RAJSAMAND	8	4	12	11	5	16	12	4	16	5	3	8	36	16	52	78	47	125
SWAIMADHOPUR	967	678	1645	876	652	1528	275	198	473	399	391	790	2517	1919	4436	4196	3072	7268
SHRI GANGANAGA	45	25	70	60	35	95	7	5	12	27	26	53	139	91	230	270	158	428
SIKAR	192	109	301	385	246	631	192	124	316	351	130	481	1120	609	1729	1694	972	2666
SIROHI	27	5	32	16	4	20	0	0	0	0	0	0	43	9	52	100	27	127
TONK	563	207	770	888	273	1161	269	135	404	254	155	409	1974	770	2744	2991	1144	4135
UDAIPUR	563	290	853	602	356	958	215	175	390	212	170	382	1592	991	2583	2808	1686	4494
KAROLI	1824	1036	2860	2646	1617	4263	814	772	1586	950	763	1713	6234	4188	10422	9917	6239	16156
PRATAPGARH	263	135	398	342	171	513	101	102	203	79	58	137	785	466	1251	1369	743	2112
GRAND TOTAL	17498	8543	26041	24729	12843	37572	9920	6655	16575	10716	6445	17161	62863	34486	97349	98546	53377	151923

OFFICE OF THE DIRECTOR, SECONDARY EDUCATION, RAJASTHAN, BIKANER

DISTRICT WISE AND CLASS WISE ST ENROLMENT IN RURAL AREA, YEAR 2013-14

(CONSOLIDATED)

DISTRICT	6th CLASS			7th CLASS			8th CLASS			T O T A L		
	BOYS	GIRLS	TOTAL	BOYS	GIRLS	TOTAL	BOYS	GIRLS	TOTAL	BOYS	GIRLS	TOTAL
AJMER	217	104	321	236	103	339	204	95	299	657	302	959
ALWAR	1526	1098	2624	1554	1232	2786	1786	1331	3117	4866	3661	8527
BANSWARA	7275	5695	12970	7301	5455	12756	7173	5486	12659	21749	16636	38385
BARAN	1208	819	2027	1431	856	2287	1432	876	2308	4071	2551	6622
BARMER	507	160	667	485	138	623	402	117	519	1394	415	1809
BHARTPUR	251	202	453	247	193	440	276	250	526	774	645	1419
BHILWARA	697	291	988	632	361	993	646	331	977	1975	983	2958
BIKANER	29	12	41	26	33	59	25	31	56	80	76	156
BUNDI	851	578	1429	924	670	1594	986	758	1744	2761	2006	4767
CHITTORGARH	625	335	960	498	307	805	512	279	791	1635	921	2556
CHURU	34	37	71	42	33	75	68	25	93	144	95	239
DOUSA	2735	2445	5180	2937	2629	5566	3246	2819	6065	8918	7893	16811
DHOLPUR	349	346	695	413	344	757	467	361	828	1229	1051	2280
DUNGARPUR	4846	4169	9015	5096	4514	9610	4921	4258	9179	14863	12941	27804
HANUMANGARH	9	9	18	10	7	17	6	5	11	25	21	46
JAIPUR	3022	2252	5274	3199	2372	5571	3471	2513	5984	9692	7137	16829
JAISALMER	145	33	178	127	27	154	156	30	186	428	90	518
JALORE	590	183	773	547	129	676	465	139	604	1602	451	2053
JHALAWAR	815	532	1347	749	506	1255	722	539	1261	2286	1577	3863
JHUNJHUNU	267	175	442	301	215	516	341	273	614	909	663	1572
JODHPUR	380	118	498	273	114	387	267	86	353	920	318	1238
KOTA	665	495	1160	671	440	1111	757	530	1287	2093	1465	3558
NAGOUR	49	40	89	55	25	80	42	23	65	146	88	234
PALI	518	317	835	571	283	854	498	269	767	1587	869	2456
RAJSAMAND	303	92	395	531	201	732	390	100	490	1224	393	1617
SWAIMADHOPUR	694	997	1691	876	874	1750	1054	846	1900	2624	2717	5341
SHRI GANGANAGAR	46	19	65	45	21	66	42	33	75	133	73	206
SIKAR	283	189	472	214	199	413	295	208	503	792	596	1388
SIROHI	1257	610	1867	1134	430	1564	989	400	1389	3380	1440	4820
TONK	895	528	1423	932	589	1521	1086	592	1678	2913	1709	4622
UDAIPUR	6868	4521	11389	6429	4203	10632	5896	3545	9441	19193	12269	31462
KAROLI	1725	1423	3148	1859	1660	3519	1962	1660	3622	5546	4743	10289
PRATAPGARH	2572	1905	4477	2683	1954	4637	2564	1944	4508	7819	5803	13622
GRAND TOTAL	42253	30729	72982	43028	31117	74145	43147	30752	73899	128428	92598	221026

OFFICE OF THE DIRECTOR, SECONDARY EDUCATION, RAJASTHAN, BIKANER
 DISTRICT WISE AND CLASS WISE ST ENROLMENT IN RURAL AREA, YEAR 2013-14

(CONSOLIDATED) (F)

DISTRICT	9th CLASS			10th CLASS			11th CLASS			12th CLASS			(TOTAL 9 - 12)			(TOTAL 6th TO 12TH)	BOYS	GIRLS	TOTAL
	BOYS	GIRLS	TOTAL	BOYS	GIRLS	TOTAL	BOYS	GIRLS	TOTAL	BOYS	GIRLS	TOTAL	BOYS	GIRLS	TOTAL				
AJMER	339	189	528	211	122	333	110	66	176	74	39	113	734	416	1150	1391	718	2109	
ALWAR	2991	2685	5676	3735	3115	6850	2001	1691	3692	1834	1407	3241	10561	8898	19459	15427	12559	27986	
BANSWARA	13242	10347	23589	11701	10552	22253	5787	4537	10324	4797	3707	8504	35527	29143	64670	57276	45779	103055	
BARAN	2064	1354	3418	1668	962	2630	641	343	984	456	222	678	4829	2881	7710	8900	5432	14332	
BARMER	708	197	905	509	126	635	215	30	245	149	20	169	1581	373	1954	2975	788	3763	
BHARTPUR	435	380	815	554	474	1028	219	256	475	187	161	348	1395	1271	2666	2169	1916	4085	
BHILWARA	1514	899	2413	891	575	1466	473	348	821	346	196	542	3224	2018	5242	5199	3001	8200	
BIKANER	44	30	74	35	23	58	26	21	47	30	6	36	135	80	215	215	156	371	
BUNDI	1921	1768	3689	1990	1510	3500	685	591	1276	603	455	1058	5199	4324	9523	7960	6330	14290	
CHITTORGARH	1071	595	1666	488	296	784	163	86	249	150	91	241	1872	1068	2940	3507	1989	5496	
CHURU	76	85	161	105	84	189	42	39	81	61	51	112	284	259	543	428	354	782	
DOUSA	4976	4921	9897	6425	5767	12192	3396	3407	6803	2820	2212	5032	17617	16307	33924	26535	24200	50735	
DHOLPUR	663	638	1301	715	557	1272	291	253	544	206	115	321	1875	1563	3438	3104	2614	5718	
DUNGARPUR	10269	9904	20173	7518	8510	16028	3585	3677	7262	2687	2721	5408	24059	24812	48871	38922	37753	76675	
HANUMANGARH	5	5	10	5	6	11	6	6	12	8	5	13	24	22	46	49	43	92	
JAIPUR	5238	4196	9434	5792	4373	10165	3780	2622	6402	3554	2159	5713	18364	13350	31714	28056	20487	48543	
JAISALMER	144	15	159	122	9	131	31	2	33	26	1	27	323	27	350	751	117	868	
JALORE	951	241	1192	502	163	665	238	45	283	179	37	216	1870	486	2356	3472	937	4409	
JHALAWAR	1505	1085	2590	1093	762	1855	428	304	732	309	243	552	3335	2394	5729	5621	3971	9592	
JHUNJHUNU	408	254	662	493	384	877	297	193	490	473	320	793	1671	1151	2822	2580	1814	4394	
JODHPUR	354	84	438	352	105	457	172	29	201	150	23	173	1028	241	1269	1948	559	2507	
KOTA	1330	935	2265	1770	1040	2810	595	424	1019	960	548	1508	4655	2947	7602	6748	4412	11160	
NAGAU	52	55	107	58	45	103	38	26	64	42	23	65	190	149	339	336	237	573	
PALI	1228	606	1834	656	326	982	207	82	289	225	59	284	2316	1073	3389	3903	1942	5845	
RAJSAMAND	303	112	415	321	108	429	155	62	217	139	36	175	918	318	1236	2142	711	2853	
SWAIMADHOPUR	1769	1857	3626	1528	1862	3390	500	473	973	810	517	1327	4607	4709	9316	7231	7426	14657	
SHRI GANGANAGA	55	29	84	63	39	102	18	9	27	32	29	61	168	106	274	301	179	480	
SIKAR	350	238	588	480	341	821	319	206	525	425	211	636	1574	996	2570	2366	1592	3958	
SIROHI	1568	650	2218	679	300	979	294	83	377	195	41	236	2736	1074	3810	6116	2514	8630	
TONK	1729	1333	3062	1546	1013	2559	792	501	1293	525	362	887	4592	3209	7801	7505	4918	12423	
UDAIPUR	10080	6862	16942	7709	6328	14037	2788	2132	4920	2605	2075	4680	23182	17397	40579	42375	29666	72041	
KAROLI	2822	2832	5654	3445	3017	6462	1456	1330	2786	1316	1158	2474	9039	8337	17376	14585	13080	27665	
PRATAPGARH	4674	4470	9144	3574	2089	5663	1090	894	1984	1080	798	1878	10418	8251	18669	18237	14054	32291	
GRAND TOTAL	74878	59851	134729	66733	54983	121716	30838	24768	55606	27453	20048	47501	199902	159650	359552	328330	252248	580578	

OFFICE OF THE DIRECTOR, SECONDARY EDUCATION, RAJASTHAN, BIKANER

DISTRICT WISE AND CLASS WISE OBC ENROLMENT IN RURAL AREA, YEAR 2013-14

(CONSOLIDATED)

DISTRICT	6th CLASS			7th CLASS			8th CLASS			T O T A L		
	BOYS	GIRLS	TOTAL	BOYS	GIRLS	TOTAL	BOYS	GIRLS	TOTAL	BOYS	GIRLS	TOTAL
AJMER	6288	4148	10436	6336	3574	9910	6705	3309	10014	19329	11031	30360
ALWAR	11629	8181	19810	11762	8304	20066	12195	8161	20356	35586	24646	60232
BANSWARA	841	702	1543	907	643	1550	905	665	1570	2653	2010	4663
BARAN	2397	1823	4220	2647	1967	4614	2717	1972	4689	7761	5762	13523
BARMER	3511	2127	5638	3309	1911	5220	3101	1802	4903	9921	5840	15761
BHARTPUR	6983	4830	11813	7059	4974	12033	7122	5145	12267	21164	14949	36113
BHILWARA	4678	2629	7307	4763	2692	7455	5119	2778	7897	14560	8099	22659
BIKANER	3595	2843	6438	3841	2913	6754	4174	2963	7137	11610	8719	20329
BUNDI	1846	1393	3239	2052	1481	3533	2203	1478	3681	6101	4352	10453
CHITTORGARH	2086	1815	3901	2300	1783	4083	2424	1846	4270	6810	5444	12254
CHURU	4881	3319	8200	5079	3426	8505	5893	3911	9804	15853	10656	26509
DOUSA	3326	2736	6062	3496	2858	6354	3672	2888	6560	10494	8482	18976
DHOLPUR	3019	2435	5454	3025	2463	5488	3270	2402	5672	9314	7300	16614
DUNGARPUR	641	637	1278	702	696	1398	836	704	1540	2179	2037	4216
HANUMANGARH	6928	5923	12851	7398	5314	12712	5223	5426	10649	19549	16663	36212
JAIPUR	7953	9367	17320	13125	9501	22626	13763	10085	23848	34841	28953	63794
JAISALMER	1095	449	1544	1104	433	1537	1125	408	1533	3324	1290	4614
JALORE	3645	2471	6116	3792	2369	6161	4113	2252	6365	11550	7092	18642
JHALAWAR	2421	1840	4261	2494	1943	4437	2660	1716	4376	7575	5499	13074
JHUNJHUNU	7327	5733	13060	8167	5677	13844	8239	6237	14476	23733	17647	41380
JODHPUR	6996	4590	11586	6967	4359	11326	7456	4567	12023	21419	13516	34935
KOTA	1940	1410	3350	2032	1470	3502	2128	1744	3872	6100	4624	10724
NAGAU	8846	6290	15136	8560	6996	15556	10207	7631	17838	27613	20917	48530
PALI	3846	2784	6630	4224	2744	6968	4554	2904	7458	12624	8432	21056
RAJSAMAND	1450	1481	2931	2532	1250	3782	2242	1496	3738	6224	4227	10451
SWAIMADHOPUR	2109	1369	3478	2263	1189	3452	2381	1431	3812	6753	3989	10742
SHRI GANGANAGAR	2340	2451	4791	2565	2392	4957	2368	2417	4785	7273	7260	14533
SIKAR	7926	6419	14345	8271	6334	14605	8650	6839	15489	24847	19592	44439
SIROHI	1394	903	2297	1500	924	2424	1647	875	2522	4541	2702	7243
TONK	2495	1767	4262	2658	1926	4584	3013	1974	4987	8166	5667	13833
UDAIPUR	2052	1238	3290	1880	1302	3182	1710	1380	3090	5642	3920	9562
KAROLI	2504	1845	4349	2669	1908	4577	2813	1901	4714	7986	5654	13640
PRATAPGARH	559	436	995	588	490	1078	610	510	1120	1757	1436	3193
GRAND TOTAL	129547	98384	227931	140067	98206	238273	145238	101817	247055	414852	298407	713259

OFFICE OF THE DIRECTOR, SECONDARY EDUCATION, RAJASTHAN, BIKANERI
 (DISTRICT WISE AND CLASS WISE OBC ENROLMENT IN RURAL AREA, YEAR 2013-14)

(CONSOLIDATED) (IF)

DISTRICT	9th CLASS			10th CLASS			11th CLASS			12th CLASS			(TOTAL 9 - 12)			(TOTAL 6th TO 12TH)		
	BOYS	GIRLS	TOTAL	BOYS	GIRLS	TOTAL	BOYS	GIRLS	TOTAL	BOYS	GIRLS	TOTAL	BOYS	GIRLS	TOTAL	BOYS	GIRLS	TOTAL
RAJASHTHAN	12447	6298	18745	7930	4204	12134	3734	1868	5602	2521	1406	3927	26632	13776	40408	45961	24807	70768
BIKANER	17732	12765	30497	19254	12891	32145	11249	7859	19108	10823	6620	17443	59058	40135	99193	94644	64781	159425
JAISALMER	1604	1316	2920	1393	1044	2437	914	694	1608	923	590	1513	4834	3644	8478	7487	5654	13141
JAIPUR	3857	3144	7001	3473	2569	6042	1512	1211	2723	1169	848	2017	10011	7772	17783	17772	13534	31306
UDIPUR	5409	3208	8617	5311	3111	8422	4899	3309	8208	5100	3042	8142	20719	12670	33389	30640	18510	49150
BARAN	9695	7753	17448	9553	6556	16109	6051	3924	9975	4229	2729	6958	29528	20962	50490	50692	35911	86603
CHITTOOR	10370	6017	16387	5764	3558	9322	3135	1856	4991	2257	1339	3596	21526	12770	34296	36086	20869	56955
DEWAS	6528	3504	10032	6913	3212	10125	3386	1809	5195	3481	1770	5251	20308	10295	30603	31918	19014	50932
JAHAJURA	4112	3241	7353	3682	2685	6367	1435	1022	2457	1130	803	1933	10359	7751	18110	16460	12103	28563
RAJGARH	5667	3864	9531	3386	2380	5766	1558	1069	2627	1094	719	1813	11705	8032	19737	18515	13476	31991
SIKAR	5572	6240	11812	8933	7791	16724	3717	3092	6809	4514	3408	7922	22736	20531	43267	38589	31187	69776
PHALWARA	5170	4539	9709	6202	4471	10673	3438	2386	5824	2720	1636	4356	17530	13032	30562	28024	21514	49538
RAJASAMAND	4304	3909	8213	3789	2757	6546	1983	1219	3202	1275	666	1941	11351	8551	19902	20665	15851	36516
PURBI	1675	1529	3204	1402	1329	2731	902	798	1700	816	622	1438	4795	4278	9073	6974	6315	13289
RAJGARH	7491	8177	15668	7329	8012	15341	5923	5704	11627	4986	5647	10633	25729	27540	53269	45278	44203	89481
JAIPUR	24979	15813	40792	25516	18137	43653	13587	10906	24493	13319	9414	22733	77401	54270	131671	112242	83223	195465
JAIPUR	1276	461	1737	910	298	1208	392	112	504	355	80	435	2933	951	3884	6257	2241	8498
JAIPUR	8000	3980	11980	6019	2914	8933	2977	1499	4476	2063	1041	3104	19059	9434	28493	30609	16526	47135
JAIPUR	5363	3707	9070	4349	2974	7323	2059	1571	3630	1466	1154	2620	13237	9406	22643	20812	14905	35717
UNDA	11423	7663	19086	14170	10790	24960	8791	7370	16161	11379	9199	20578	45763	35022	80785	69496	52669	122165
RAJASAMAND	13196	7591	20787	12453	6493	18946	7505	3450	10955	6093	2742	8835	39247	20276	59523	60666	33792	94458
JAIPUR	3506	2910	6416	3615	2780	6395	1350	1230	2580	1540	1478	3018	10011	8398	18409	16111	13022	29133
JAIPUR	11423	9696	21119	9630	7472	17102	9151	6223	15374	8265	5022	13287	38469	28413	66882	66082	49330	115412
JAIPUR	10351	6132	16483	6698	3713	10411	2827	1431	4258	2041	1046	3087	21917	12322	34239	34541	20754	55295
JAIPUR	1623	1171	2794	1928	916	2844	1731	1566	3297	1323	798	2121	6605	4451	11056	12829	8678	21507
PHALWARA	3319	1965	5284	3557	1519	5076	1419	289	1708	1484	105	1589	9779	3878	13657	16532	7867	24399
ANGANAGA	5378	5342	10720	5235	5121	10356	8429	7712	16141	8895	7822	16717	27937	25997	53934	35210	33257	68467
JAIPUR	11169	8909	20078	13235	10116	23351	7745	6029	13774	9404	6696	16100	41553	31750	73303	66400	51342	117742
JAIPUR	3819	1863	5682	2168	915	3083	958	333	1291	571	214	785	7516	3325	10841	12057	6027	18084
JAIPUR	4787	3641	8428	4409	2934	7343	2078	1789	3867	1623	1210	2833	12897	9574	22471	21063	15241	36304
JAIPUR	3111	2191	5302	2899	2211	5110	2809	2199	5008	2826	2150	4976	11645	8751	20396	17287	12671	29958
JAIPUR	3789	2576	6365	4215	2395	6610	2046	972	3018	1518	698	2216	11568	6641	18209	19554	12295	31849
RAJGARH	1271	1198	2469	1039	941	1980	422	402	824	235	207	442	2967	2748	5715	4724	4184	8908
TOTAL	229416	162313	391729	216359	149209	365568	130112	92903	223015	121438	82921	204359	697325	487346	1184671	1112177	785753	1897930

OFFICE OF THE DIRECTOR, SECONDARY EDUCATION, RAJASTHAN, BIKANER
 (DISTRICT WISE MANAGEMENT WISE TEACHERS IN RURAL AREA, YEAR 2013-14)

(SECONDARY)

DISTRICT	GOVERNMENT			AIDED SCHOOLS			UN-AIDED SCHOOLS			GRAND TOTAL		
	MALE	FEMALE	TOTAL	MALE	FEMALE	TOTAL	MALE	FEMALE	TOTAL	MALE	FEMALE	TOTAL
AJMER	992	646	1638	0	0	0	496	408	904	1488	1054	2542
ALWAR	1647	519	2166	0	0	0	3127	1199	4326	4774	1718	6492
BANSWARA	1222	286	1508	0	0	0	481	312	793	1703	598	2301
BARAN	790	92	882	0	0	0	689	304	993	1479	396	1875
BARMER	1804	187	1991	0	0	0	764	105	869	2568	292	2860
BHARTPUR	1207	209	1416	0	0	0	1589	226	1815	2796	435	3231
BHILWARA	1221	254	1475	0	0	0	271	323	594	1492	577	2069
BIKANER	816	302	1118	0	0	0	977	451	1428	1793	753	2546
BUNDI	679	139	818	0	0	0	419	223	642	1098	362	1460
CHITTOGARH	740	204	944	0	0	0	173	194	367	913	398	1311
CHURU	1038	195	1233	0	0	0	1264	313	1577	2302	508	2810
DOUSA	752	152	904	0	0	0	1229	196	1425	1981	348	2329
DHOLPUR	597	53	650	0	0	0	763	145	908	1360	198	1558
DUNGARPUR	657	134	791	0	0	0	283	160	443	940	294	1234
HANUMANGARH	877	264	1141	0	0	0	1056	321	1377	1933	585	2518
JAIPUR	1938	925	2863	0	0	0	4377	2053	6430	6315	2978	9293
JAISALMER	577	24	601	0	0	0	133	7	140	710	31	741
JALORE	966	38	1004	0	0	0	643	120	763	1609	158	1767
JHALAWAR	781	113	894	0	0	0	598	162	760	1379	275	1654
JHUNJHUNU	964	675	1639	0	0	0	2393	363	2756	3357	1038	4395
JODHPUR	1337	350	1687	0	0	0	1591	522	2113	2928	872	3800
KOTA	662	349	1011	0	0	0	614	171	785	1276	520	1796
NAGAUR	1841	307	2148	0	0	0	2142	402	2544	3983	709	4692
PALI	1247	132	1379	0	0	0	442	222	664	1689	354	2043
RAJSAMAND	882	112	994	0	0	0	117	237	354	999	349	1348
SWAIMADHOPUR	714	157	871	0	0	0	984	27	1011	1698	184	1882
SHRI GANGANAGAR	668	383	1051	0	0	0	885	712	1597	1553	1095	2648
SIKAR	1406	461	1867	0	0	0	2144	1034	3178	3550	1495	5045
SIROHI	444	52	496	0	0	0	131	32	163	575	84	659
TONK	842	129	971	0	0	0	836	272	1108	1678	401	2079
UDAIPUR	1298	602	1900	0	0	0	361	442	803	1659	1044	2703
KAROLI	855	121	976	0	0	0	1291	210	1501	2146	331	2477
PRATAPGARH	375	46	421	0	0	0	142	81	223	517	127	644
GRAND TOTAL	32836	8612	41448	0	0	0	33405	11949	45354	66241	20561	86802

OFFICE OF THE DIRECTOR, SECONDARY EDUCATION, RAJASTHAN, BIKANER
 DISTRICT WISE MANAGEMENT WISE TEACHERS IN RURAL AREA, YEAR 2013-14

(SR. SECONDARY)

DISTRICT	GOVERNMENT			AIDED SCHOOLS			UN-AIDED SCHOOLS			GRAND TOTAL		
	MALE	FEMALE	TOTAL	MALE	FEMALE	TOTAL	MALE	FEMALE	TOTAL	MALE	FEMALE	TOTAL
AJMER	807	341	1148	0	0	0	55	169	224	862	510	1372
ALWAR	1679	472	2151	0	0	0	3870	1147	5017	5549	1619	7168
BANSWARA	707	188	895	0	0	0	495	240	735	1202	428	1630
BARAN	374	65	439	0	0	0	595	203	798	969	268	1237
BARMER	760	83	843	0	0	0	416	32	448	1176	115	1291
BHARTPUR	1056	119	1175	0	0	0	1413	232	1645	2469	351	2820
BHILWARA	920	198	1118	0	0	0	101	117	218	1021	315	1336
BIKANER	409	193	602	0	0	0	935	410	1345	1344	603	1947
BUNDI	435	68	503	0	0	0	288	135	423	723	203	926
CHITTORGARH	577	155	732	0	0	0	41	26	67	618	181	799
CHURU	570	129	699	0	0	0	1311	405	1716	1881	534	2415
DOUSA	844	126	970	0	0	0	1418	188	1606	2262	314	2576
DHOLPUR	394	42	436	0	0	0	598	124	722	992	166	1158
DUNGARPUR	654	89	743	0	0	0	36	29	65	690	118	808
HANUMANGARH	529	149	678	0	0	0	1637	441	2078	2166	590	2756
JAIPUR	1855	686	2541	0	0	0	5897	2529	8426	7752	3215	10967
JAISALMER	195	9	204	0	0	0	28	1	29	223	10	233
JALORE	482	39	521	0	0	0	562	61	623	1044	100	1144
JHALAWAR	462	98	560	0	0	0	200	79	279	662	177	839
JHUNJHUNU	1106	271	1377	0	0	0	1760	195	1955	2866	466	3332
JODHPUR	907	237	1144	0	0	0	1311	425	1736	2218	662	2880
KOTA	338	156	494	0	0	0	573	172	745	911	328	1239
NAGAUR	1150	101	1251	0	0	0	2141	466	2607	3291	567	3858
PALI	904	86	990	0	0	0	287	125	412	1191	211	1402
RAJSAMAND	529	91	620	0	0	0	148	138	286	677	229	906
SWAIMADHOPUR	559	40	599	0	0	0	274	15	289	833	55	888
SHRI GANGANAGAR	513	398	911	0	0	0	1555	1026	2581	2068	1424	3492
SIKAR	1506	311	1817	0	0	0	4696	1858	6554	6202	2169	8371
SIROHI	156	29	185	0	0	0	45	14	59	201	43	244
TONK	613	55	668	0	0	0	464	193	657	1077	248	1325
UDAIPUR	909	297	1206	0	0	0	248	298	546	1157	595	1752
KAROLI	647	57	704	0	0	0	955	134	1089	1602	191	1793
PRATAPGARH	246	27	273	0	0	0	121	81	202	367	108	475
GRAND TOTAL	23792	5405	29197	0	0	0	34474	11708	46182	58266	17113	75379

OFFICE OF THE DIRECTOR, SECONDARY EDUCATION, RAJASTHAN, BIKANER
 DISTRICT WISE MANAGEMENT WISE TEACHERS IN RURAL AREA, YEAR 2013-14

(CONSOLIDATED)

DISTRICT	GOVERNMENT			AIDED SCHOOLS			UN-AIDED SCHOOLS			GRAND TOTAL		
	MALE	FEMALE	TOTAL	MALE	FEMALE	TOTAL	MALE	FEMALE	TOTAL	MALE	FEMALE	TOTAL
AJMER	1799	987	2786	0	0	0	551	577	1128	2350	1564	3914
ALWAR	3326	991	4317	0	0	0	6997	2346	9343	10323	3337	13660
BANSWARA	1929	474	2403	0	0	0	976	552	1528	2905	1026	3931
BARAN	1164	157	1321	0	0	0	1284	507	1791	2448	664	3112
BARMER	2564	270	2834	0	0	0	1180	137	1317	3744	407	4151
BHARTPUR	2263	328	2591	0	0	0	3002	458	3460	5265	786	6051
BHILWARA	2141	452	2593	0	0	0	372	440	812	2513	892	3405
BIKANER	1225	495	1720	0	0	0	1912	861	2773	3137	1356	4493
BUNDI	1114	207	1321	0	0	0	707	358	1065	1821	565	2386
CHITTORGARH	1317	359	1676	0	0	0	214	220	434	1531	579	2110
CHURU	1608	324	1932	0	0	0	2575	718	3293	4183	1042	5225
DOUSA	1596	278	1874	0	0	0	2647	384	3031	4243	662	4905
DHOLPUR	991	95	1086	0	0	0	1361	269	1630	2352	364	2716
DUNGARPUR	1311	223	1534	0	0	0	319	189	508	1630	412	2042
HANUMANGARH	1406	413	1819	0	0	0	2693	762	3455	4099	1175	5274
JAIPUR	3793	1611	5404	0	0	0	10274	4582	14856	14067	6193	20260
JAISALMER	772	33	805	0	0	0	161	8	169	933	41	974
JALORE	1448	77	1525	0	0	0	1205	181	1386	2653	258	2911
JHALAWAR	1243	211	1454	0	0	0	798	241	1039	2041	452	2493
JHUNJHUNU	2070	946	3016	0	0	0	4153	558	4711	6223	1504	7727
JODHPUR	2244	587	2831	0	0	0	2902	947	3849	5146	1534	6680
KOTA	1000	505	1505	0	0	0	1187	343	1530	2187	848	3035
NAGOUR	2991	408	3399	0	0	0	4283	868	5151	7274	1276	8550
PALI	2151	218	2369	0	0	0	729	347	1076	2880	565	3445
RAJSAMAND	1411	203	1614	0	0	0	265	375	640	1676	578	2254
SWAIMADHOPUR	1273	197	1470	0	0	0	1258	42	1300	2531	239	2770
SHRI GANGANAGAR	1181	781	1962	0	0	0	2440	1738	4178	3621	2519	6140
SIKAR	2912	772	3684	0	0	0	6840	2892	9732	9752	3664	13416
SIROHI	600	81	681	0	0	0	176	46	222	776	127	903
TONK	1455	184	1639	0	0	0	1300	465	1765	2755	649	3404
UDAIPUR	2207	899	3106	0	0	0	609	740	1349	2816	1639	4455
KAROLI	1502	178	1680	0	0	0	2246	344	2590	3748	522	4270
PRATAPGARH	621	73	694	0	0	0	263	162	425	884	235	1119
GRAND TOTAL	56628	14017	70645	0	0	0	67879	23657	91536	124507	37674	162181

DISTRICT	GOVERNMENT			AIDED SCHOOLS			UN-AIDED SCHOOLS			GRAND TOTAL		
	MALE	FEMALE	TOTAL	MALE	FEMALE	TOTAL	MALE	FEMALE	TOTAL	MALE	FEMALE	TOTAL
AJMER	224	120	344	0	0	0	85	52	137	309	172	481
ALWAR	269	69	338	0	0	0	558	119	677	827	188	1015
BANSWARA	91	15	106	0	0	0	25	9	34	116	24	140
BARAN	165	17	182	0	0	0	72	28	100	237	45	282
BARMER	296	14	310	0	0	0	124	10	134	420	24	444
BHARTPUR	216	28	244	0	0	0	177	15	192	393	43	436
BHILWARA	239	30	269	0	0	0	36	26	62	275	56	331
BIKANER	125	43	168	0	0	0	59	5	64	184	48	232
BUNDI	124	15	139	0	0	0	67	20	87	191	35	226
CHITTORGARH	128	30	158	0	0	0	32	18	50	160	48	208
CHURU	145	20	165	0	0	0	200	17	217	345	37	382
DOUSA	96	27	123	0	0	0	203	20	223	299	47	346
DHOLPUR	97	2	99	0	0	0	145	33	178	242	35	277
DUNGARPUR	68	12	80	0	0	0	20	6	26	88	18	106
HANUMANGARH	172	59	231	0	0	0	160	152	312	332	211	543
JAIPUR	363	140	503	0	0	0	672	254	926	1035	394	1429
JAISALMER	145	1	146	0	0	0	25	2	27	170	3	173
JALORE	271	7	278	0	0	0	288	45	333	559	52	611
JHALAWAR	138	21	159	0	0	0	65	4	69	203	25	228
JHUNJHUNU	137	66	203	0	0	0	230	15	245	367	81	448
JODHPUR	269	47	316	0	0	0	189	25	214	458	72	530
KOTA	131	44	175	0	0	0	119	17	136	250	61	311
NAGOUR	225	56	281	0	0	0	242	24	266	467	80	547
PALI	299	28	327	0	0	0	156	23	179	455	51	506
RAJSAMAND	136	18	154	0	0	0	12	4	16	148	22	170
SWAIMADHOPUR	58	7	65	0	0	0	145	6	151	203	13	216
SHRI GANGANAGAR	133	41	174	0	0	0	145	51	196	278	92	370
SIKAR	242	41	283	0	0	0	341	60	401	583	101	684
SIROHI	63	2	65	0	0	0	81	8	89	144	10	154
TONK	176	26	202	0	0	0	164	23	187	340	49	389
UDAIPUR	111	20	131	0	0	0	44	20	64	155	40	195
KAROLI	113	4	117	0	0	0	152	14	166	265	18	283
PRATAPGARH	50	2	52	0	0	0	6	0	6	56	2	58
GRAND TOTAL	5515	1072	6587	0	0	0	5039	1125	6164	10554	2197	12751

OFFICE OF THE DIRECTOR, SECONDARY EDUCATION, RAJASTHAN, BIKANER

DISTRICT WISE MANAGEMENT WISE SC TEACHERS IN RURAL AREA, YEAR 2013-14

(SR. SECONDARY)

DISTRICT	GOVERNMENT			AIDED SCHOOLS			UN-AIDED SCHOOLS			GRAND TOTAL		
	MALE	FEMALE	TOTAL	MALE	FEMALE	TOTAL	MALE	FEMALE	TOTAL	MALE	FEMALE	TOTAL
AJMER	192	52	244	0	0	0	44	18	62	236	70	306
ALWAR	286	45	331	0	0	0	489	97	586	775	142	917
BANSWARA	33	9	42	0	0	0	28	8	36	61	17	78
BARAN	50	15	65	0	0	0	79	24	103	129	39	168
BARMER	148	7	155	0	0	0	45	2	47	193	9	202
BHARTPUR	157	9	166	0	0	0	167	10	177	324	19	343
BHILWARA	141	15	156	0	0	0	12	7	19	153	22	175
BIKANER	58	13	71	0	0	0	56	1	57	114	14	128
BUNDI	67	4	71	0	0	0	38	5	43	105	9	114
CHITTORGARH	110	14	124	0	0	0	2	1	3	112	15	127
CHURU	88	4	92	0	0	0	151	9	160	239	13	252
DOUSA	114	14	128	0	0	0	206	5	211	320	19	339
DHOLPUR	67	10	77	0	0	0	108	18	126	175	28	203
DUNGARPUR	44	2	46	0	0	0	1	0	1	45	2	47
HANUMANGARH	154	79	233	0	0	0	160	82	242	314	161	475
JAIPUR	365	86	451	0	0	0	869	281	1150	1234	367	1601
JAISALMER	37	1	38	0	0	0	4	0	4	41	1	42
JALORE	122	9	131	0	0	0	195	15	210	317	24	341
JHALAWAR	76	10	86	0	0	0	17	6	23	93	16	109
JHUNJHUNU	206	28	234	0	0	0	225	37	262	431	65	496
JODHPUR	155	22	177	0	0	0	153	18	171	308	40	348
KOTA	60	16	76	0	0	0	78	12	90	138	28	166
NAGAU	151	13	164	0	0	0	275	84	359	426	97	523
PALI	203	16	219	0	0	0	65	22	87	268	38	306
RAJSAMAND	9	6	15	0	0	0	4	2	6	13	8	21
SWAIMADHOPUR	39	11	50	0	0	0	90	6	96	129	17	146
SHRI GANGANAGAR	84	36	120	0	0	0	253	70	323	337	106	443
SIKAR	255	36	291	0	0	0	511	74	585	766	110	876
SIROHI	14	5	19	0	0	0	23	3	26	37	8	45
TONK	122	14	136	0	0	0	72	18	90	194	32	226
UDAIPUR	80	9	89	0	0	0	20	5	25	100	14	114
KAROLI	79	1	80	0	0	0	119	6	125	198	7	205
PRATAPGARH	23	1	24	0	0	0	18	10	28	41	11	52
GRAND TOTAL	3789	612	4401	0	0	0	4577	956	5533	8366	1568	9934

OFFICE OF THE DIRECTOR, SECONDARY EDUCATION, RAJASTHAN, BIKANER

DISTRICT WISE MANAGEMENT WISE SC TEACHERS IN RURAL AREA, YEAR 2013-14

(CONSOLIDATED)

DISTRICT	GOVERNMENT			AIDED SCHOOLS			UN-AIDED SCHOOLS			GRAND TOTAL		
	MALE	FEMALE	TOTAL	MALE	FEMALE	TOTAL	MALE	FEMALE	TOTAL	MALE	FEMALE	TOTAL
AJMER	416	172	588	0	0	0	129	70	199	545	242	787
ALWAR	555	114	669	0	0	0	1047	216	1263	1602	330	1932
BANSWARA	124	24	148	0	0	0	53	17	70	177	41	218
BARAN	215	32	247	0	0	0	151	52	203	366	84	450
BARMER	444	21	465	0	0	0	169	12	181	613	33	646
BHARTPUR	373	37	410	0	0	0	344	25	369	717	62	779
BHILWARA	380	45	425	0	0	0	48	33	81	428	78	506
BIKANER	183	56	239	0	0	0	115	6	121	298	62	360
BUNDI	191	19	210	0	0	0	105	25	130	296	44	340
CHITTORGARH	238	44	282	0	0	0	34	19	53	272	63	335
CHURU	233	24	257	0	0	0	351	26	377	584	50	634
DOUSA	210	41	251	0	0	0	409	25	434	619	66	685
DHOLPUR	164	12	176	0	0	0	253	51	304	417	63	480
DUNGARPUR	112	14	126	0	0	0	21	6	27	133	20	153
HANUMANGARH	326	138	464	0	0	0	320	234	554	646	372	1018
JAIPUR	728	226	954	0	0	0	1541	535	2076	2269	761	3030
JAISALMER	182	2	184	0	0	0	29	2	31	211	4	215
JALORE	393	16	409	0	0	0	483	60	543	876	76	952
JHALAWAR	214	31	245	0	0	0	82	10	92	296	41	337
JHUNJHUNU	343	94	437	0	0	0	455	52	507	798	146	944
JODHPUR	424	69	493	0	0	0	342	43	385	766	112	878
KOTA	191	60	251	0	0	0	197	29	226	388	89	477
NAGOUR	376	69	445	0	0	0	517	108	625	893	177	1070
PALI	502	44	546	0	0	0	221	45	266	723	89	812
RAJSAMAND	145	24	169	0	0	0	16	6	22	161	30	191
SWAIMADHOPUR	97	18	115	0	0	0	235	12	247	332	30	362
SHRI GANGANAGAR	217	77	294	0	0	0	398	121	519	615	198	813
SIKAR	497	77	574	0	0	0	852	134	986	1349	211	1560
SIROHI	77	7	84	0	0	0	104	11	115	181	18	199
TONK	298	40	338	0	0	0	236	41	277	534	81	615
UDAIPUR	191	29	220	0	0	0	64	25	89	255	54	309
KAROLI	192	5	197	0	0	0	271	20	291	463	25	488
PRATAPGARH	73	3	76	0	0	0	24	10	34	97	13	110
GRAND TOTAL	9304	1684	10988	0	0	0	9616	2081	11697	18920	3765	22685

OFFICE OF THE DIRECTOR, SECONDARY EDUCATION, RAJASTHAN, BIKANER

DISTRICT WISE MANAGEMENT WISE ST TEACHERS IN RURAL AREA, YEAR 2013-14

(SECONDARY)

DISTRICT	GOVERNMENT			AIDED SCHOOLS			UN-AIDED SCHOOLS			GRAND TOTAL		
	MALE	FEMALE	TOTAL	MALE	FEMALE	TOTAL	MALE	FEMALE	TOTAL	MALE	FEMALE	TOTAL
AJMER	88	21	109	0	0	0	17	2	19	105	23	128
ALWAR	164	56	220	0	0	0	239	41	280	403	97	500
BANSWARA	581	75	656	0	0	0	161	51	212	742	126	868
BARAN	153	18	171	0	0	0	53	7	60	206	25	231
BARMER	148	1	149	0	0	0	17	3	20	165	4	169
BHARTPUR	67	15	82	0	0	0	51	8	59	118	23	141
BHILWARA	205	11	216	0	0	0	27	8	35	232	19	251
BIKANER	0	4	4	0	0	0	1	0	1	1	4	5
BUNDI	161	12	173	0	0	0	68	11	79	229	23	252
CHITTORGARH	77	1	78	0	0	0	5	5	10	82	6	88
CHURU	54	7	61	0	0	0	10	4	14	64	11	75
DOUSA	196	55	251	0	0	0	281	32	313	477	87	564
DHOLPUR	75	8	83	0	0	0	48	11	59	123	19	142
DUNGARPUR	273	62	335	0	0	0	54	10	64	327	72	399
HANUMANGARH	10	6	16	0	0	0	28	12	40	38	18	56
JAIPUR	215	129	344	0	0	0	410	143	553	625	272	897
JAISALMER	31	0	31	0	0	0	2	0	2	33	0	33
JALORE	80	1	81	0	0	0	27	1	28	107	2	109
JHALAWAR	95	13	108	0	0	0	59	5	64	154	18	172
JHUNJHUNU	38	18	56	0	0	0	43	10	53	81	28	109
JODHPUR	49	5	54	0	0	0	10	2	12	59	7	66
KOTA	119	31	150	0	0	0	62	11	73	181	42	223
NAGAUR	74	9	83	0	0	0	15	0	15	89	9	98
PALI	99	5	104	0	0	0	4	0	4	103	5	108
RAJSAMAND	24	6	30	0	0	0	5	3	8	29	9	38
SWAIMADHOPUR	55	8	63	0	0	0	148	3	151	203	11	214
SHRI GANGANAGAR	46	0	46	0	0	0	2	2	4	48	2	50
SIKAR	35	18	53	0	0	0	33	8	41	68	26	94
SIROHI	44	2	46	0	0	0	17	4	21	61	6	67
TONK	184	21	205	0	0	0	58	5	63	242	26	268
UDAIPUR	78	16	94	0	0	0	44	12	56	122	28	150
KAROLI	238	50	288	0	0	0	282	24	306	520	74	594
PRATAPGARH	118	10	128	0	0	0	24	11	35	142	21	163
GRAND TOTAL	3874	694	4568	0	0	0	2305	449	2754	6179	1143	7322

DISTRICT	GOVERNMENT			AIDED SCHOOLS			UN-AIDED SCHOOLS			GRAND TOTAL		
	MALE	FEMALE	TOTAL	MALE	FEMALE	TOTAL	MALE	FEMALE	TOTAL	MALE	FEMALE	TOTAL
AJMER	39	9	48	0	0	0	9	10	19	48	19	67
ALWAR	179	30	209	0	0	0	206	22	228	385	52	437
BANSWARA	178	26	204	0	0	0	193	22	215	371	48	419
BARAN	57	13	70	0	0	0	55	10	65	112	23	135
BARMER	46	2	48	0	0	0	7	0	7	53	2	55
BHARTPUR	64	6	70	0	0	0	24	4	28	88	10	98
BHILWARA	90	5	95	0	0	0	4	1	5	94	6	100
BIKANER	24	3	27	0	0	0	0	0	0	24	3	27
BUNDI	68	6	74	0	0	0	57	8	65	125	14	139
CHITTORGARH	24	2	26	0	0	0	1	1	2	25	3	28
CHURU	30	2	32	0	0	0	18	1	19	48	3	51
DOUSA	246	28	274	0	0	0	202	19	221	448	47	495
DHOLPUR	45	2	47	0	0	0	33	6	39	78	8	86
DUNGARPUR	155	17	172	0	0	0	0	1	1	155	18	173
HANUMANGARH	19	8	27	0	0	0	26	10	36	45	18	63
JAIPUR	222	70	292	0	0	0	362	163	525	584	233	817
JAISALMER	15	0	15	0	0	0	2	0	2	17	0	17
JALORE	32	1	33	0	0	0	6	0	6	38	1	39
JHALAWAR	126	14	140	0	0	0	22	1	23	148	15	163
JHUNJHUNU	48	3	51	0	0	0	32	5	37	80	8	88
JODHPUR	20	0	20	0	0	0	22	3	25	42	3	45
KOTA	38	10	48	0	0	0	57	11	68	95	21	116
NAGOUR	29	2	31	0	0	0	9	0	9	38	2	40
PALI	50	1	51	0	0	0	7	0	7	57	1	58
RAJSAMAND	5	4	9	0	0	0	3	2	5	8	6	14
SWAIMADHOPUR	79	7	86	0	0	0	68	0	68	147	7	154
SHRI GANGANAGAR	7	5	12	0	0	0	5	5	10	12	10	22
SIKAR	39	7	46	0	0	0	66	7	73	105	14	119
SIROHI	11	1	12	0	0	0	7	2	9	18	3	21
TONK	101	4	105	0	0	0	46	7	53	147	11	158
UDAIPUR	62	7	69	0	0	0	11	13	24	73	20	93
KAROLI	210	10	220	0	0	0	214	15	229	424	25	449
PRATAPGARH	45	1	46	0	0	0	17	6	23	62	7	69
GRAND TOTAL	2403	306	2709	0	0	0	1791	355	2146	4194	661	4855

OFFICE OF THE DIRECTOR, SECONDARY EDUCATION, RAJASTHAN, BIKANER

DISTRICT WISE MANAGEMENT WISE ST TEACHERS IN RURAL AREA, YEAR 2013-14

(CONSOLIDATED)

DISTRICT	GOVERNMENT			AIDED SCHOOLS			UN-AIDED SCHOOLS			GRAND TOTAL		
	MALE	FEMALE	TOTAL	MALE	FEMALE	TOTAL	MALE	FEMALE	TOTAL	MALE	FEMALE	TOTAL
AJMER	127	30	157	0	0	0	26	12	38	153	42	195
ALWAR	343	86	429	0	0	0	445	63	508	788	149	937
BANSWARA	759	101	860	0	0	0	354	73	427	1113	174	1287
BARAN	210	31	241	0	0	0	108	17	125	318	48	366
BARMER	194	3	197	0	0	0	24	3	27	218	6	224
BHARTPUR	131	21	152	0	0	0	75	12	87	206	33	239
BHILWARA	295	16	311	0	0	0	31	9	40	326	25	351
BIKANER	24	7	31	0	0	0	1	0	1	25	7	32
BUNDI	229	18	247	0	0	0	125	19	144	354	37	391
CHITTORGARH	101	3	104	0	0	0	6	6	12	107	9	116
CHURU	84	9	93	0	0	0	28	5	33	112	14	126
DOUSA	442	83	525	0	0	0	483	51	534	925	134	1059
DHOLPUR	120	10	130	0	0	0	81	17	98	201	27	228
DUNGARPUR	428	79	507	0	0	0	54	11	65	482	90	572
HANUMANGARH	29	14	43	0	0	0	54	22	76	83	36	119
JAIPUR	437	199	636	0	0	0	772	306	1078	1209	505	1714
JAISALMER	46	0	46	0	0	0	4	0	4	50	0	50
JALORE	112	2	114	0	0	0	33	1	34	145	3	148
JHALAWAR	221	27	248	0	0	0	81	6	87	302	33	335
JHUNJHUNU	86	21	107	0	0	0	75	15	90	161	36	197
JODHPUR	69	5	74	0	0	0	32	5	37	101	10	111
KOTA	157	41	198	0	0	0	119	22	141	276	63	339
NAGOUR	103	11	114	0	0	0	24	0	24	127	11	138
PALI	149	6	155	0	0	0	11	0	11	160	6	166
RAJSAMAND	29	10	39	0	0	0	8	5	13	37	15	52
SWAIMADHOPUR	134	15	149	0	0	0	216	3	219	350	18	368
SHRI GANGANAGAR	53	5	58	0	0	0	7	7	14	60	12	72
SIKAR	74	25	99	0	0	0	99	15	114	173	40	213
SIROHI	55	3	58	0	0	0	24	6	30	79	9	88
TONK	285	25	310	0	0	0	104	12	116	389	37	426
UDAIPUR	140	23	163	0	0	0	55	25	80	195	48	243
KAROLI	448	60	508	0	0	0	496	39	535	944	99	1043
PRATAPGARH	163	11	174	0	0	0	41	17	58	204	28	232
GRAND TOTAL	6277	1000	7277	0	0	0	4096	804	4900	10373	1804	12177

BOARD OF SECONDARY EDUCATION, RAJASTHAN
AJMER

RESULT STATISTICS SECONDARY(10th)
EXAM-2014

S.No.	Division	Boys	Girls	Total	Division wise Result %
1	I	108991	73535	182526	24.86
2	II	223112	159239	382351	52.07
3	III	102983	65858	168841	23.00
4	PASS	302	208	510	00.07
5	T(1 to 4)	435388	298840	734228	100.00
6	Appeared	654391	452340	1106731	-
7	Result %	66.53	66.06	66.34	-

BOARD OF SECONDARY EDUCATION, RAJASTHAN
AJMER

RESULT STATISTICS SENIOR SECONDARY(12th)
EXAM-2014

FACUALTY WISE RESULT-SCIENCE

S.No.	Division	Boys	Girls	Total	Division wise Result %
1	I	60032	26281	86313	61.19
2	II	43937	9625	53562	37.97
3	III	393	24	417	00.30
4	PASS	715	50	765	00.54
5	T(1 to 4)	105077	35980	141057	100.00
6	Appeared	133146	42238	175384	-
7	Result %	78.92	85.18	80.43

BOARD OF SECONDARY EDUCATION, RAJASTHAN
AJMER

RESULT STATISTICS SENIOR SECONDARY(12th)
EXAM-2014

FACUALTY WISE RESULT-COMMERCE

S.No.	Division	Boys	Girls	Total	Division wise Result %
1	I	16909	12944	29853	47.53
2	II	22618	6544	29162	46.43
3	III	3250	176	3726	05.93
4	PASS	51	15	66	00.11
5	T(1 to 4)	42828	19979	62807	100.00
6	Appeared	48652	20871	69523	-
7	Result %	88.03	95.72	90.34	-

DIST.	REGSD			APPRD			BOYS PASSED						GIRLS PASSED						TOTAL PASSED					
	BOYS	GIRLS	TOTAL	BOYS	GIRLS	TOTAL	I	II	III	P	TOT	%	I	II	III	P	TOT	%	I	II	III	P	TOT	%
01	20648	12587	33235	19950	12428	32378	2716	6110	3121	4	11951	59	2179	4320	1417	4	7920	63	4895	10430	4538	8	19871	61
02	44326	30646	74972	42682	30117	72799	6865	14114	7008	13	28000	65	4584	10885	4785	26	20280	67	11449	24999	11793	39	48280	66
03	15673	13872	29545	14920	13510	28430	865	3715	3300	4	7884	52	661	3083	2871	2	6617	48	1526	6798	6171	6	14501	51
04	20335	10731	31066	19584	10485	30069	3700	7628	3163	3	14494	74	1555	4123	1811	7	7489	71	5255	11751	4974	3	21983	73
05	27238	17593	44831	26276	17266	43542	5559	8783	3961	11	18314	69	2641	5774	2616	5	11036	63	8200	14557	6577	16	29350	67
06	13864	9739	23603	13516	9624	23140	1690	4436	2192		8318	61	1440	3441	1270		6151	63	3130	7877	3462		14469	62
07	20547	12105	32652	19710	11825	31535	3174	6781	2969	2	12926	65	2315	4625	1586	2	8528	72	5489	11406	4555	4	21454	68
08	13124	8509	21633	12653	8346	20999	1254	3459	1875	2	6590	52	770	2373	1237	2	4382	52	2024	5832	3112	4	10972	52
09	9557	6577	16134	9262	6471	15733	1052	3027	1399		5478	59	918	2241	827		3986	61	1970	5268	2226		9464	60
10	24696	16939	41635	23740	16606	40346	4032	8840	3987	2	16861	71	3224	6667	2402	2	12295	74	7256	15507	6389	4	29156	72
11	11195	11615	22810	10665	11254	21919	859	2804	2267		5930	55	652	2511	2393		5556	49	1511	5315	4660		11486	52
12	77788	59807	137595	75086	58638	133724	14775	25905	11185	14	51879	69	11715	21480	7721	10	40926	69	26490	47385	18906	24	92805	69
13	4092	1339	5431	3930	1297	5227	615	1446	642	2	2705	68	258	493	174		925	71	873	1939	816	2	3630	69
14	14461	6426	20887	13958	6267	20225	2446	5520	2265		10231	73	870	2457	1052		4379	69	3316	7977	3317		14610	72
15	29678	21723	51401	28363	21260	49623	5391	10789	4542	6	20728	73	4463	8372	3124	3	15962	75	9854	19161	7666	9	36690	73
16	12267	7518	19785	11744	7372	19116	1498	3819	2281		7598	64	1024	2608	1499	2	5133	69	2522	6427	3780	2	12731	66
17	34131	18306	52437	33046	17845	50891	7629	12737	4210	7	24583	74	4209	7034	1947	4	13194	73	11838	19771	6157	11	37777	74
18	20208	13923	34131	19445	13619	33064	2884	5487	2789	6	11166	57	2261	4242	1780	13	8296	60	5145	9729	4569	19	19462	58
19	33714	22124	55838	32638	21714	54352	7614	13131	4880	19	25644	78	4839	9277	2919	8	17043	78	12453	22408	7799	27	42687	78
20	16575	10367	26942	16062	10175	26237	2321	5709	2322	1	10353	64	1400	3542	1406		6348	62	3721	9251	3728	1	16701	63
21	17365	9590	26955	16860	9429	26289	2867	5322	2705	3	10897	64	1322	2864	1516	1	5703	60	4189	8186	4221	4	16600	63
22	34894	25202	60096	33701	24729	58430	7973	13365	4797	4	26139	77	5638	10190	3144	2	18974	76	13611	23555	7941	6	45113	77
23	7231	3442	10673	7002	3391	10393	938	2407	1054	1	4400	62	471	1103	452	1	2027	59	1409	3510	1506	2	6427	61
24	18315	14103	32418	17385	13708	31093	2466	6302	2711	103	11582	66	2410	5482	1869	43	9804	71	4876	11784	4580	146	21386	68
25	15354	9600	24954	14917	9458	24375	2096	4993	2589	1	9679	64	1320	3422	1471		6213	65	3416	8415	4060	1	15892	65
26	19324	15445	34769	18497	14960	33457	1796	5445	3091		10332	55	1632	4347	1997		7976	53	3428	9792	5088		18308	54
27	12640	8478	21118	11959	8197	20156	1675	3728	2214	19	7636	63	702	2159	1500	29	4390	53	2377	5887	3714	48	12026	59
28	26103	18064	44167	25399	17767	43166	3552	7884	4412	13	15861	62	1692	5606	3215	13	10526	59	5244	13490	7627	26	26387	61
29	12737	8116	20853	12119	7943	20062	1614	3552	1538	4	6708	55	1128	2446	949	4	4527	56	2742	5998	2487	8	11235	56
30	8460	6217	14677	8165	6105	14270	1116	2822	1324		5262	64	919	2256	891		4066	66	2035	5078	2215		9328	65
31	18530	14732	33262	17702	14395	32097	2848	6237	2615	52	11752	66	2857	5582	1687	27	10153	70	5705	11819	4302	79	21905	68
32	18037	11155	29192	17338	10908	28246	2662	5111	2626	6	10421	60	1950	3951	1401	3	4891	54	3201	7092	2103	11	11194	57
33	6511	5405	11916	6097	5231	11328	449	1699	939		3087	50	414	1283	643		2340	44	863	2982	1582		5427	47

DISTRICT CODES:

01	AJMER	02	ALWAR	03	BANSWARA	04	BARMER	05	BHARATPUR	06	BHILWAR
07	BIKANER	08	BUNDI	09	CHITTORGARH	10	CHURU	11	DUNGARPUR	12	JAIPUR
13	JAISALMER	14	JALORE	15	JHUNJHUNU	16	JHALAWAR	17	JODHPUR	18	KOTA
19	NAGPUR	20	PALI	21	SAWAIMADHOPUR	22	SIKAR	23	SIROHI	24	SRIGANGANAGAR
25	TONK	26	UDAIPUR	27	DHOLPUR	28	DAUSA	29	BARAN	30	RAJSAMAND
31	HANUMANGARH	32	KARALI	33	PRATAPGARH						

DISTRICT WISE STATISTICS OF PASSED CANDIDATES (OVERALL)
GROUP : ARTS

DT	REGISTERED			APPEARED			BOYS PASSED					GIRLS PASSED					TOTAL PASSED							
	BOYS	GIRLS	TOTAL	BOYS	GIRLS	TOTAL	I	II	III	PASS	TOTAL	%AGE	I	II	III	PASS	TOTAL	%AGE	I	II	III	PASS	TOTAL	%AGE
101	7193	5176	12369	6883	5072	11955	1154	3244	495	21	4914	71.39	1762	2251	174	35	4222	83.24	2916	5495	669	56	9136	76.42
102	17212	13599	30811	16647	13428	30075	4679	7871	516	7	13073	78.53	6076	5365	257	12	11710	87.21	10755	13236	773	19	24783	82.40
103	6106	5339	11445	5960	5215	11175	516	3103	669		4288	71.95	634	2595	459	4	3692	70.80	1150	5698	1128	4	7980	71.41
104	8143	4530	12673	7821	4391	12212	2079	3396	686	24	6185	79.08	1061	1988	290	7	3346	76.20	3140	5384	976	31	9531	78.05
105	10469	7847	18316	10172	7771	17943	3309	4938	364	8	8619	84.73	3473	3298	177	4	6952	89.46	6782	8236	541	12	15571	86.78
106	5025	4251	9276	4889	4204	9093	921	2716	278	1	3916	80.10	1497	2024	124	17	3662	87.11	2418	4740	402	18	7578	83.34
107	7928	4846	12774	7651	4747	12398	1980	3581	419	4	5984	78.21	1907	1860	150	23	3940	83.00	3887	5441	569	27	9924	80.05
108	4742	3176	7918	4635	3152	7787	1390	2312	171	3	3876	83.62	1145	1438	91	13	2687	85.25	2535	3750	262	16	6563	84.28
109	2932	2530	5462	2843	2476	5319	513	1626	201	2	2342	82.38	927	1222	84	1	2234	90.23	1440	2848	285	3	4576	86.03
110	10059	8415	18474	9782	8305	18087	3343	4392	316	4	8055	82.35	4175	3111	145	2	7433	89.50	7518	7503	461	6	15488	85.63
111	4144	4232	8376	4051	4145	8196	346	1977	417	1	2741	67.66	422	1895	358	3	2678	64.61	768	3872	775	4	5419	66.12
112	30350	26916	57266	29517	26558	56075	8917	13821	974	9	23721	80.36	12408	10342	541	11	23302	87.74	21325	24163	1515	20	47023	83.86
113	1709	521	2230	1636	499	2135	298	648	177	1	1124	68.70	154	201	22		377	75.55	452	849	199	1	1501	70.30
114	4801	2515	7316	4640	2459	7099	1357	2197	285	1	3840	82.76	836	1072	126		2034	82.72	2193	3269	411	1	5874	82.74
115	10253	9937	20190	9821	9758	19579	2333	5010	394	7	7744	78.85	4143	4294	199	2	8638	88.52	6476	9304	593	9	16382	83.67
116	4632	2854	7486	4506	2829	7335	1608	2002	234	1	3845	85.33	1244	1161	117	2	2524	89.22	2852	3163	351	3	6369	86.83
117	12573	7520	20093	11940	7246	19186	3138	5207	825	12	9182	76.90	2467	2869	311	7	5654	78.03	5605	8076	1136	19	14836	77.33
118	6830	5734	12564	6566	5639	12205	1824	2976	196	5	5001	76.17	2716	2091	84	3	4894	86.79	4540	5067	280	8	9895	81.07
119	14403	10743	25146	13952	10557	24509	5873	5622	469	37	12001	86.02	5778	3419	208	12	9417	89.20	11651	9041	677	49	21418	87.39
120	4993	3726	8719	4827	3660	8487	912	2352	475	3	3742	77.52	1106	1588	243	3	2940	80.33	2018	3940	718	6	6682	78.73
121	6671	3485	10156	6522	3444	9966	1557	3171	394	11	5133	78.70	1292	1571	108	12	2983	86.61	2849	4742	502	23	8116	81.44
122	13929	13333	27262	13452	13141	26593	5134	5696	408		11238	83.54	7019	4535	227		11781	89.65	12153	10231	635		23019	86.56
123	2090	1189	3279	2019	1166	3185	332	1013	154		1499	74.24	328	576	64		968	83.02	660	1589	218		2467	77.46
124	8492	7363	15855	8179	7244	15423	2729	3764	254	2	6749	82.52	3923	2497	76	5	6501	89.74	6652	6261	330	7	13250	85.91
125	6659	4271	10930	6538	4222	10760	2284	3064	143	2	5493	84.02	2078	1544	69	12	3703	87.71	4362	4608	212	14	9196	85.46
126	5930	5481	11411	5713	5345	11058	600	3095	677		4372	76.53	1202	2697	383		4282	80.11	1802	5792	1060		8654	78.26
127	3519	2571	6090	3386	2518	5904	429	1842	342	4	2617	77.29	440	1318	178	11	1947	77.32	869	3160	520	15	4564	77.30
128	11064	7355	18419	10859	7273	18132	3717	4578	263		8558	78.81	3215	2752	166	3	6136	84.37	6932	7330	429	3	14694	81.04
129	4506	3008	7514	4393	2974	7367	1888	1834	102		3824	87.05	1641	1008	49	1	2699	90.75	3529	2842	151	1	6523	88.54
130	2760	2253	5013	2679	2202	4881	482	1373	115		1970	73.53	753	883	42	1	1679	76.25	1235	2256	157	1	3649	74.76
131	8263	7595	15858	7969	7475	15444	2591	3461	191	5	6248	78.40	4154	2295	56	1	6506	87.04	6745	5756	247	6	12754	82.58
132	6111	4060	10171	5966	4022	9988	1546	2687	225	15	4473	74.97	1444	1640	106	22	3212	79.86	2990	4327	331	37	7685	76.94
133	2171	1579	3750	2110	1555	3665	206	936	233		1375	65.17	353	638	122		1113	71.58	559	1574	355		2488	67.89

END OF THE REPORT

DISTRICT CODES:

101	AJMER	102	ALWAR	103	HANSWARA	104	BARMER	105	BHARATPUR	106	BHILWARA
107	BIKANER	108	BUNDI	109	CHITTORGARH	110	CHURU	111	DUNGARPUR	112	JAIPUR
113	JAISALMER	114	JALORE	115	JHUNJHUNU	116	JHALAWAR	117	JODHPUR	118	KOTA
119	NAGPUR	120	PALI	121	SAWANMADHOPUR	122	SIKAR	123	SIROHI	124	SRIGANGANAGAR
125	TONK	126	UDAIPUR	127	DHOLPUR	128	DAUSA	129	BARAN	130	RAJSAMAND
131	HANUMANGARH	132	KARAULI	133	PRATAPGARH						

DISTRICT WISE STATISTICS OF PASSED CANDIDATES (OVERALL)
 GROUP : SCIENCE

DT	REGISTERED			APPEARED			BOYS PASSED					GIRLS PASSED					TOTAL PASSED							
	BOYS	GIRLS	TOTAL	BOYS	GIRLS	TOTAL	I	II	III	PASS	TOTAL	%AGE	I	II	III	PASS	TOTAL	%AGE	I	II	III	PASS	TOTAL	%AGE
101	2746	1209	3955	2702	1197	3899	942	905	8	9	1864	68.99	718	259	1	978	81.70	1660	1164	8	10	2842	72.89	
102	10121	2819	12940	9992	2800	12792	4236	3485	19	30	7770	77.76	1885	559	3	2447	87.39	6121	4044	19	33	10217	79.87	
103	1216	479	1695	1190	474	1664	285	518	9	1	813	68.32	173	165		338	71.31	458	683	9	1	1151	69.17	
104	1790	386	2176	1769	380	2149	941	544	3	12	1500	84.79	252	85		337	88.68	1193	629	3	12	1837	85.48	
105	6597	1106	7703	6470	1098	7568	2819	2300	22	23	5164	79.81	715	257	1	973	88.62	3534	2557	22	24	6137	81.09	
106	1769	807	2576	1748	799	2547	519	692	10	2	1223	69.97	409	267		676	84.61	928	959	10	2	1899	74.56	
107	2293	855	3148	2261	845	3106	1100	671	4	14	1789	79.12	551	160	1	712	84.26	1651	831	4	15	2501	80.52	
108	1505	433	1938	1493	430	1923	500	471	4		975	65.30	233	75		308	71.63	733	546	4		1283	66.72	
109	1014	560	1574	994	559	1553	272	398	4	3	677	68.11	220	201	3	1	425	76.03	492	599	7	4	1102	70.96
110	3937	1463	5400	3861	1450	5311	1710	1332	12	42	3096	80.19	914	357	1	1272	87.72	2624	1689	12	43	4368	82.24	
111	1115	580	1695	1099	573	1672	230	619	10	10	859	78.16	189	272	2	463	80.80	419	891	12		1322	79.07	
112	19281	6526	25807	19020	6476	25496	9497	5882	30	77	15486	81.42	4399	1226	3	6	5634	87.00	13896	7108	33	83	21120	82.84
113	191	80	271	189	80	269	97	52	1	4	154	81.48	64	14		78	97.50	161	66	1	4	232	86.25	
114	1227	254	1481	1212	251	1463	644	327		2	973	80.28	153	58		212	84.46	797	385	1	2	1185	81.00	
115	10814	5268	16082	10640	5226	15866	4856	3481	33	114	8484	79.74	3190	1241	3	4	4438	84.92	8046	4722	36	118	12922	81.44
116	1503	518	2021	1484	516	2000	613	499	8	1	1121	75.54	325	119		444	86.05	938	618	8	1	1565	78.25	
117	7141	1909	9050	7019	1891	8910	3834	1981	17	69	5901	84.07	1266	365		5	1636	86.52	5100	2346	17	74	7537	84.59
118	9023	2211	11234	8864	2190	11054	3901	2609	41	28	6579	74.22	1202	530	1	2	1735	79.22	5103	3139	42	30	8314	75.21
119	6772	1836	8608	6679	1824	8503	3899	1963	19	56	5937	88.89	1316	351	1	3	1671	91.61	5215	2314	20	59	7608	89.47
120	2327	642	2969	2286	638	2924	850	918	11	4	1783	78.00	353	195	1		549	86.05	1203	1113	12	4	2332	79.75
121	3259	637	3896	3220	629	3849	1275	1163	15	3	2456	76.27	406	142			548	87.12	1681	1305	15	3	3004	78.05
122	14648	4084	18732	14409	4055	18464	8075	4121	15	165	12376	85.89	2894	760	15	3669	90.48	10969	4881	15	180	16045	86.90	
123	842	188	1030	831	186	1017	320	351	8		679	81.71	99	64		163	87.63	419	415	8		842	82.79	
124	2845	1189	4034	2798	1174	3972	1236	918	6	4	2164	77.34	778	237	1	3	1019	86.80	2014	1155	7	7	3183	80.14
125	2139	646	2785	2115	640	2755	739	823	16	5	1583	74.85	373	181		554	86.56	1112	1004	16	5	2137	77.57	
126	2425	1226	3651	2402	1219	3621	832	995	11		1838	76.52	607	372	1		980	80.39	1439	1367	12		2818	77.82
127	2857	512	3369	2791	510	3301	751	1123	8	9	1891	67.75	241	156		1	398	78.04	992	1279	8	10	2289	69.34
128	4652	860	5512	4614	858	5472	1662	1832	32	5	3531	76.53	473	250	4		727	84.73	2135	2082	36	5	4258	77.81
129	1198	441	1639	1180	434	1614	448	368	1	2	819	69.41	259	76		335	77.19	707	444	1	2	1154	71.50	
130	792	402	1194	778	401	1179	306	307	1	1	615	79.05	215	121		336	83.79	521	428	1	1	951	80.66	
131	3691	1695	5386	3638	1683	5321	1506	1143	4	21	2674	73.50	1017	347	1		1365	81.11	2523	1490	5	21	4039	75.91
132	2916	536	3452	2882	533	3415	1050	1032	11	9	2102	72.94	315	116		3	434	81.43	1365	1148	11	12	2536	74.26
133	528	221	749	516	219	735	87	114			201	38.95	77	47	2		126	57.53	164	161	2		327	44.49

END OF THE REPORT

DISTRICT CODES:

101	AJMER	102	ALWAR	103	BANSWARA	104	BARMER	105	BHARATPUR	106	BHILWARA
107	BIKANER	108	BUNDI	109	CHITTORGARH	110	CHURU	111	DUNGARPUR	112	JAIPUR
113	JAISALMER	114	JALORE	115	JHUNJHUNU	116	JHALAWAR	117	JODHPUR	118	KOTA
119	NAGAU	120	PALI	121	SAWAIMADHOPUR	122	SIKAR	123	SIROHI	124	SRIGANGANAGAR
125	TONK	126	UDAIPUR	127	DHOLPUR	128	DAUSA	129	BARAN	130	RAJSAMAND
131	HANUMANGARH	132	KARALI	133	PRATAPGARH						

DISTRICT WISE STATISTICS OF PASSED CANDIDATES (OVERALL)
GROUP : COMMERCE

DT	REGISTERED			APPEARED			BOYS PASSED					GIRLS PASSED					TOTAL PASSED							
	BOYS	GIRLS	TOTAL	BOYS	GIRLS	TOTAL	I	II	III	PASS	TOTAL	%AGE	I	II	III	PASS	TOTAL	%AGE	I	II	III	PASS	TOTAL	%AGE
101	1934	1162	3096	1891	1151	3042	552	918	137	1607	84.98	759	344	10	1	1114	96.79	1311	1262	147	1	2721	89.45	
102	2517	1006	3523	2471	1002	3473	720	1221	238	2179	88.18	634	313	17		964	96.21	1354	1534	255		3143	90.50	
103	447	146	593	433	144	577	84	204	69	357	82.45	91	45	4		140	97.22	175	249	73		497	86.14	
104	462	239	701	456	237	693	160	244	19	423	92.76	131	89	5		225	94.94	291	333	24		648	93.51	
105	982	395	1377	966	394	1360	305	476	73	854	88.41	230	131	12		373	94.67	535	607	85		1227	90.22	
106	1465	691	2156	1436	682	2118	279	700	220	1199	83.50	347	280	29		656	96.19	626	980	249		1855	87.58	
107	1935	982	2917	1903	978	2881	865	802	51	1719	90.33	726	225	1		952	97.34	1591	1027	52	1	2671	92.71	
108	384	172	556	380	172	552	106	202	45	353	92.89	99	59	7		165	95.93	205	261	52		518	93.84	
109	749	386	1135	733	383	1116	142	378	80	600	81.86	181	158	27		366	95.56	323	536	107		966	86.56	
110	1907	442	2349	1873	438	2311	624	910	127	1661	88.68	261	155	12		428	97.72	885	1065	139		2089	90.39	
111	374	118	492	370	117	487	94	202	54	350	94.59	67	44	5		116	99.15	161	246	59		466	95.69	
112	1869	5766	17635	11690	5728	17418	4488	5385	606	5	10484	89.68	3579	1794	126		5499	96.00	8067	7179	732	5	15983	91.76
113	104	46	150	104	46	150	48	45	2	95	91.35	38	7			45	97.83	86	52	2		140	93.33	
114	586	102	688	574	99	673	307	216	16	539	93.90	71	24	1		96	96.97	378	240	17		635	94.35	
115	2482	938	3420	2446	930	3376	684	1209	209	1	2103	85.98	507	334	40		881	94.73	1191	1543	249	1	2984	88.39
116	434	137	571	428	136	564	91	240	38	369	86.21	81	47	2		130	95.59	172	287	40		499	88.48	
117	3716	1628	5344	3630	1604	5234	1608	1463	117	36	3224	88.82	1090	403	14	12	1519	94.70	2698	1866	131	48	4743	90.62
118	1728	859	2587	1706	856	2562	472	838	157	1	1468	86.05	444	328	23		795	92.87	916	1166	180	1	2263	88.33
119	1932	646	2578	1902	643	2545	827	873	87	1787	93.95	492	136	8		636	98.91	1319	1009	95		2423	95.21	
120	1497	451	1948	1467	449	1916	431	698	102	1	1232	83.98	247	168	9		424	94.43	678	866	111	1	1656	86.43
121	627	200	827	613	200	813	211	307	25	543	88.58	140	52	2		194	97.00	351	359	27		737	90.65	
122	3461	1131	4592	3401	1123	4524	1421	1441	130	6	2998	88.15	763	292	28	1	1084	96.53	2184	1733	158	7	4082	90.23
123	862	182	1044	842	180	1022	188	408	97	693	82.30	92	65	7		164	91.11	280	473	104		857	83.86	
124	1203	614	1817	1178	604	1782	456	528	51	1035	87.86	399	165	10	1	575	95.20	855	693	61	1	1610	90.35	
125	547	223	770	542	222	764	173	231	33	437	80.63	120	77	2		199	89.64	293	308	35		636	83.25	
126	2217	1205	3422	2185	1195	3380	625	1083	205	1913	87.55	712	403	26		1141	95.48	1337	1486	231		3054	90.36	
127	144	39	183	140	38	178	35	60	20	115	82.14	19	12	5		36	94.74	54	72	25		151	84.83	
128	725	194	919	724	194	918	241	351	57	649	89.64	108	72	4		184	94.85	349	423	61		833	90.74	
129	315	143	458	311	143	454	82	162	31	275	88.42	85	54	1		140	97.90	167	216	32		415	91.41	
130	651	305	956	645	304	949	156	285	90	531	82.33	127	121	23		271	89.14	283	406	113		802	84.51	
131	737	278	1015	726	276	1002	292	312	28	632	87.05	187	76	7		270	97.83	479	388	35		902	90.02	
132	245	76	321	242	75	317	93	130	4	227	93.80	55	20			75	100.00	148	150	4		302	95.27	
133	247	130	377	244	128	372	49	96	32	177	72.54	62	51	9		122	95.31	111	147	41		299	80.38	

END OF THE REPORT

DISTRICT CODES:

101	AJMER	102	ALWAR	103	BANSWARA	104	BARMER	105	BHARATPUR	106	BHILWARA
107	BIKANER	108	BUNDI	109	CHITTORGARH	110	CHURU	111	DUNGARPUR	112	JAIPUR
113	JAISALMER	114	JALORE	115	JHUNJHUNU	116	JHALAWAR	117	JODHPUR	118	KOTA
119	NAGOUR	120	PALI	121	SAWAIMADHOPUR	122	SIKAR	123	SIROHI	124	SRIGANGANAGAR
125	TONK	126	UDAIPUR	127	DHOLPUR	128	DAUSA	129	BARAN	130	RAJSAMAND
131	HANUMANGARH	132	KARAULI	133	PRATAPGARH						

