

LITERACY CAMPAIGNS IN INDIA

CHIEF MINISTERS' CONFERENCE

15th February 1994

NIEPA DC



D07944

NATIONAL LITERACY MISSION
Directorate of Adult Education
Ministry of Human Resource Development,
Government of India,
Block No. 10, Jamnagar House,
Shahjahan Road,
New Delhi - 110011.

374.0124
(NPT)

DOCUMENTATION CENTRE
National Institute of Educational
Planning and Administration.
17/1, Sri Aurobindo Marg.
New Delhi-110016
DOC, No. ~~17/1~~ *D-7944*
Date *21-02-84*

PREFACE

The National Literacy Mission was launched on 5th May 1988 and has now been in existence for more than five years. During this period, the Mission has made spectacular achievements. The success story of Ernakulam Total Literacy Campaign was followed by many more districts in different parts and states of the country. Today, literacy campaign approach has been adopted as the dominant strategy under the Mission and campaigns are underway in 258 districts in different parts in the country today. The goal that the National Literacy Mission set for itself was not merely the achievement of the 3R's but achievement of functional literacy and acquiring of functional awareness of national values by the neoliterates. Thus, the campaigns which have been taken up in a large part of the country today have not merely been campaigns for literacy but have also been campaigns for family welfare, immunisation, maternal and child health care, conservation of environment, peace, communal harmony, cohesion and national integration, universalisation of enrollment and retention in the formal school system etc. Thus, there have been several exciting and interesting and positive spin offs beneficial to the individual as also the community.

The achievements under different campaigns have been uneven and there are variations and trends which are noticeable. The present report compiled by the Directorate of Adult Education on the literacy campaign scenario in the country gives information at one place regarding the status of coverage and achievement in literacy and post literacy campaigns in different areas. Apart from statistical data and graphical representations, the report has attempted to identify some of the strengths and weaknesses in campaigns being currently implemented.

Although these campaigns have been implemented with varying degrees of success, we feel confident that a lot of good effort has gone into them and a good beginning has been made. It is time to build upon our successes and surmount the weaknesses that we face.

The data contained in this report present only the direct results of the campaign. We are aware that there is more excitement in the field than those figures would suggest and the various other spin-offs are not amenable to such statistical presentation. This report, therefore, though very useful, is only a partial story of the unfolding saga.

Sudeep Banerjee

Director General
National Literacy Mission
Government of India

New Delhi
11th February 1994

CONTENTS

Status of Literacy and Post Literacy Campaigns — National Overview	1
National Level Status at a Glance	9
Coverage and Progress of Literacy & Post-literacy Campaigns	10
Graphs on:	
— Coverage and progress in literacy campaigns	11
— Progress under literacy campaigns (National Status)	15
— Coverage and achievement in Literacy (National Level)	16
Literacy Scenario of different States/UTs	
1. Andhra Pradesh	17
2. Assam	21
3. Bihar	25
4. Chandigarh	29
5. Daman & Diu	33
6. Delhi	36
7. Goa	40
8. Gujarat	44
9. Haryana	48
10. Himachal Pradesh	52
11. Jammu & Kashmir	56
12. Karnataka	57
13. Kerala	61
14. Madhya Pradesh	65
15. Maharashtra	69
16. Orissa	73
17. Pondicherry	77
18. Punjab	81
19. Rajasthan	85
20. Tamil Nadu	87
21. Tripura	93
22. Uttar Pradesh	96
23. West Bengal	100

STATUS OF LITERACY AND POST LITERACY CAMPAIGNS

NATIONAL OVERVIEW

1. INTRODUCTION

The National Literacy Mission has so far sanctioned Literacy Campaigns in about half of the total number of districts in the country covering 23 States/UTs. The Directorate of Adult Education, Government of India has been constantly monitoring the progress of these projects.

2. CURRENT POSITION OF LITERACY AND POST LITERACY PROJECTS

The NLM has sanctioned 238 literacy projects so far being implemented in 258 districts (224 fully and 34 partly). In addition 57 post literacy projects have been sanctioned covering 80 districts. A table showing number of projects/districts, statewise is given below :

Sl. No.	State/UT	No. of TLC Projects Sanctioned	No. of Districts Covered			No. of PL Projects Sanctioned
			Fully	Partly	Total	
1.	Andhra Pradesh	22	20	3	23	10
2.	Assam	2	1	5	6	-
3.	Bihar	16	12	4	16	-
4.	Chandigarh (UT)	1	1	-	1	-
5.	Daman & Diu	1	1	-	1	-
6.	Delhi (UT)	2	-	1	1	-
7.	Gujarat	20	18	1	19	4
8.	Goa	1	2	-	2	-
9.	Jammu & Kashmir	1	1	-	1	-
10.	Haryana	8	8	-	8	1
11.	Himachal Pradesh	12	12	-	12	2
12.	Kerala	2	14	-	14	1
13.	Karnataka	18	16	2	18	7
14.	Madhya Pradesh	31	21	7	28	5
15.	Maharashtra	16	15	1	16	6
16.	Orissa	12	11	-	11	3
17.	Punjab	1	-	6	6	-
18.	Pondicherry (UT)	1	4	-	4	1
19.	Rajasthan	8	8	-	8	2
20.	Tamil Nadu	17	17	-	17	8
21.	Tripura	1	1	-	1	-
22.	Uttar Pradesh	31	28	3	31	-
23.	West Bengal	14	13	1	14	7
Total		238	224	34	258	57

3. STATUS OF LITERACY PROJECTS

The total number of learners who are reported to have reached NLM norms of literacy under the Literacy Campaigns since launching of campaign approach has gone upto 18.32 millions. The total number of learners who have become literate since the launching of the NLM is 37.05 millions.

(A) Status of coverage through literacy projects

The state-wise position of coverage of illiterates through literacy projects in terms of percentage of illiterates covered as against those in the 15-35 age group is as under:

Andhra Pradesh	90.10	Kerala	389.83*
Assam	12.02	Madhya Pradesh	17.84
Bihar	15.51	Maharashtra	47.25
Chandigarh	101.92*	Orissa	74.99
Delhi	4.27	Pondicherry	183.63*
Goa	134.66*	Punjab	6.73
Gujarat	95.16	Rajasthan	21.74
Haryana	57.42	Tamil Nadu	56.46
Himachal Pradesh	121.93*	Uttar Pradesh	16.27
Karnataka	63.21	West Bengal	120.04*

* (Percentage is more than 100 in the case of those States/UTs which have sought to cover illiterates in the age groups more than 15-35 years).

Assam, Bihar, Delhi, Daman & Diu, J&K, Madhya Pradesh, Punjab, Rajasthan, Tripura and Uttar Pradesh have to prepare and take up more projects to enhance coverage under literacy programmes.

The state level aggregate achievement percentage of neoliterates vis-a-vis the targetted coverage under literacy campaigns for different States is as under:

Andhra Pradesh	39.11	Kerala	55.65
Assam	0.00	Madhya Pradesh	58.91
Bihar	7.71	Maharashtra	35.29
Chandigarh	31.66	Orissa	20.32
Delhi	20.69	Pondicherry	50.88
Goa	49.60	Rajasthan	35.58
Gujarat	31.52	Tamil Nadu	43.38
Haryana	5.94	Uttar Pradesh	6.72
Himachal Pradesh	14.10	West Bengal	48.20
Karnataka	36.08		

(The above figures are given on the basis of the achievement reported by the districts in these States/UTs in their monthly progress reports and these figures are

with reference to only those districts which have reported target after survey. Districts which have not reported survey figures are not included.)

Andhra Pradesh, Goa, Gujarat, Karnataka, Kerala, Madhya Pradesh, Maharashtra, Pondicherry, Tamil Nadu and West Bengal have done well in the literacy phase of the programme. Assam, Bihar, Delhi, Haryana, Himachal Pradesh, Orissa and Uttar Pradesh have to make sustained efforts for greater achievement under the programme.

(B) The Overall Status

For better understanding of the progress made by the literacy projects, they are classified into four categories on the basis of achievement percentage (for book III), namely 1) 50% and above 2) 35% to 50% 3) 20% to 35% and 4) below 20%.

It may be seen from the table given below that out of 238 projects sanctioned, so far 97 projects are reporting achievement for book III, 43 projects have completed first six months period and they are progressing and 98 projects are new.

The number of projects/districts, which have reported achievement of 50% and above has come upto 46. The number of projects in the second category i.e. 35% to 50% achievement is 12. The number of districts under third category i.e. 20% to 35% has come upto 14. The number in the last category is 25.

The number of projects which have completed first six months period and are ready to launch the teaching/learning phase is 43. The number of new projects is 98.

No. of districts/projects under different categories

S. No.	State/UT	TLC Projs	Achievement under TLC for Projects Statewise				Projs. Prog.	New Projs.
			50% & above	35% to 50%	20% to 35%	Less than 20%		
1.	2.	3.	4.	5.	6.	7.	8.	9.
1.	Andhra Pradesh	22	5	4	5	1	1	6
2.	Assam	2	-	-	-	1	1	-
3.	Bihar	14	-	-	1	5	-	10
4.	Chandigarh { JT }	1	-	-	1	-	-	-
5.	Daman & Diu	1	-	-	-	-	-	1
6.	Delhi { UT }	2	-	-	1	-	-	1
7.	Gujarat	20	4	-	1	-	5	10
8.	Goa	1	-	-	-	-	-	-
9.	Haryana	8	-	-	1	2	4	1
10.	Himachal Pradesh	12	-	1	1	2	8	-
11.	Jammu & Kashmir	1	-	-	-	-	-	1
12.	Kerala	2	2	-	-	-	-	-

13. Karnataka	18	4	1		2	3	8
14. Madhya Pradesh	31	6	1		2	2	20
15. Maharashtra	16	6	1		2	3	1
16. Orissa	12	-	3	1	2	2	4
17. Punjab	1	-			1	-	-
18. Pondicherry{UT}	1	1			-	-	-
19. Rajasthan	8	2		1	-	1	4
20. Tamilnadu	17	8			-	5	4
21. Tripura	1	-			-	-	1
22. Uttar Pradesh	31	1			3	6	21
23. West Bengal	14	7		1	2	2	2
Total :	238	46	12	14	25	43	98

A comparative month-wise position indicating percentage of districts in different categories upto November 93 may be seen below:

Percentage of Districts

Achievement for Book-III	September'93	October'93	November'93
50% & above	45.74%	46.32%	47.42%
35% to 50%	12.77%	12.63%	12.37%
20% to 35%	10.64%	11.57%	14.43%
Below 20%	30.85%	29.47%	25.77%

It may be seen from the above table that the overall percentage of districts with 50% and above achievement has gone up from 46.32% (Oct'93) to 47.42%. The overall percentage of the second category decreased from 12.63% to 12.37%. Under third category the percentage increased from 11.57% to 14.43% which is a positive development. The percentage of projects in the last category has come down from 29.47% to 25.77%.

(C) Districts/Projects which have improved their status under literacy phase

The districts which have reported appreciable improvement in performance recently are: Hyderabad, Srikakulam, Chandigarh, Sabarkantha, Mandya, Indore, Pune, Ramanathapuram, Madurai and Sirmour.

(D) Performance in tribal districts

Out of 246 districts sanctioned so far, 15 districts are tribal districts, namely, Dangs, Surat, Bharuch, Valsad, Panchamahar (Gujarat), Korapat, Sundergarh, Keonjhar

and Malkangiri (Orissa), Kinnaur, Lahaul & Spiti (Himachal Pradesh), Raigarh, Jhabua (MP), Ranchi (Bihar) and Dungarpur (Rajasthan)

Only four projects are reporting achievement for book III, they are : Raigarh 68.59%, Dungarpur 65.17%, Sundergarh 47.66% and Keonjhar 13.23%. The progress of Raigarh, Dungarpur and Sundergarh have been remarkable.

4. STATUS OF POST LITERACY PROJECTS

Fifty seven Post Literacy (PL) Projects have been sanctioned so far covering 80 districts fully/partially.

The state level aggregate percentage of neoliterates participating in post literacy programmes in different states is as under:

Andhra Pradesh	40.19
Gujarat	14.37
Haryana	32.65
Karnataka	48.07
Madhya Pradesh	0.64
Maharashtra	41.92
Orissa	28.41
Rajasthan	9.94
Tami Nadu	52.86
West Bengal	8.22

This would immediately show that the States of Andhra Pradesh, Karnataka, Maharashtra and Tamil Nadu have done well compared to the remaining States so far as the post literacy phase of the programme is concerned. The performance of Gujarat, Kerala, Madhya Pradesh, Pondicherry, Rajasthan and West Bengal need to be substantially augmented.

The reporting status of Post Literacy Projects have not been very encouraging. Out of 57 PL Projects 40 Projects have sent initial report, 17 projects are yet to send any report.

Status Post - Literacy Projects

(in lakhs)

S.No.	State	No of Projts Sancted.	No of Projts report- ing	Proposed No. of neo-litrs.	No Enrolled	No.attending PL centres
1.	2.	3.	4	5.	6.	7.
1.	Andhra Pradesh	10	8	27.02	18.86	10.86
2.	Gujarat	4	2	3.20	2.76	0.46
3.	Haryana	1	1	0.49	0.17	0.16
4.	Himachal Pradesh	2	1	0.33	-	-
5.	Karnataka	7	5	13.50	9.61	6.49
6.	Kerala	1		12.22	11.00	-

7.	Madhya Pradesh	5	2	3.08	1.08	0.02
8.	Maharashtra	6	4	6.75	4.58	2.83
9.	Orissa	3	3	9.36	4.15	2.66
10.	Pondichery	1		0.51	-	-
11.	Rajasthan	2	1	3.42	2.97	0.34
12.	Tamil Nadu	8	8	15.00	10.27	7.93
13.	West Bengal	7	4	30.51	10.88	2.51
Total		57	40	125.39	76.33	34.26

The number of neo-literates enrolled in 40 Projects is reported to be 76.33 lakhs against 125.39 lakhs target. However, the number of neo-literates attending PL centres at present is 34.26 lakh which is only 27.40% of the target.

6. PROJECTS/DISTRICTS NEEDING SPECIAL ATTENTION

Some of the projects/districts have been identified for special attention on the basis of the monthly progress reports received. These projects/districts are categorised into four groups.

(a) Projects/districts which have not completed/reported the survey results even after six months.

State	Districts/Projects
1. ANDHRA PRADESH	1. Warangal 2. Rangareddy
2. BIHAR	1. Siwan
3. GUJARAT	1. Dangs 2. Surendranagar
4. HARYANA	1. Jind
5. HIMACHAL PRADESH	All districts except Mandi and Sirmour
6. MADHYA PRADESH	1. Chhatarpur 2. Rajnandgaon

7. TAMIL NADU

1. Periyar
2. Salem

8. UTTAR PRADESH

1. Kanpur Dehat

9. WEST BENGAL

1. Nadia
2. Purulia

(b) Projects/districts which have not reported any achievement for book III even after 18 months.

State/Districts/Projects

1. BIHAR

1. Jamshedpur (Urban)
2. Ranchi

2. MAHARASHTRA

1. Aurangabad

3. PUNJAB

1. BGVS Project

4. WEST BENGAL

1. Howrah

(c) Projects/districts which have reported less than 25% achievement for book III even after 18 months.

State

Districts/Projects

1. ANDHRA PRADESH

1. Mehbubnagar (Project closed with only 21.09% achievement)

2. ASSAM

1. Assam Science Society (Nil)

3. BIHAR

1. Madhepura (13.29%)
2. Muzaffarpur (Project closed with only 8.41% achievement)
3. Saharsa (0.53%)
4. Madhubani (24.15%)

4. KARNATAKA

1. Bidar (17.02%)
2. Raichur (10.30%)

5. MADHYA PRADESH

1. Ratlam (10.22%)
2. Ujjain (1.18%)

6. MAHARASHTRA

1. Parbhani (0.28%)

7. ORISSA

1. Keonjhar (13.23%)
2. Kalahandi (2.14%)

8. UTTAR PRADESH

1. Chamoli (2.34%)
2. Fatehpuri (0.07%)

9. DELHI

1. Delhi Sakshartha Samithi (20.69%)

NATIONAL LEVEL STATUS AT A GLANCE

1. TOTAL NUMBER OF ILLITERATES IN 7+AGE		332.70 MILLION
2. ESTIMATED ILLITERATES IN 15-35 AGE		110.90 MILLION
3. COVERAGE UNDER LITERACY CAMPAIGN		47.05%
4. TO BE COVERED		52.95%
5. ENROLMENT AGAINST TARGET(SURVEY)		67.82%
6. ACHIEVEMENT :-	BOOK I	46.69 LAKHS
	BOOK II	26.47 LAKHS
	BOOK III	183.23 LAKHS
7. ACHIEVEMENT PERCENTAGE AGAINST TARGET(SURVEY)		35.39%
8. OVERALL ACHIEVEMENT PERCENTAGE INCLUDING OTHER SCHEMES (1988-1994) (AGAINST ILLITERATES 15-35)		33.41%
9. DISTRICTS COVERED UNDER LITERACY CAMPAIGN:-		258
	a) FULLY	224
	b) PARTLY	34
10. DISTRICTS UNDER POST LITERACY PHASE		80

COVERAGE AND PROGRESS OF LITERACY & POST - LITERACY CAMPAIGNS

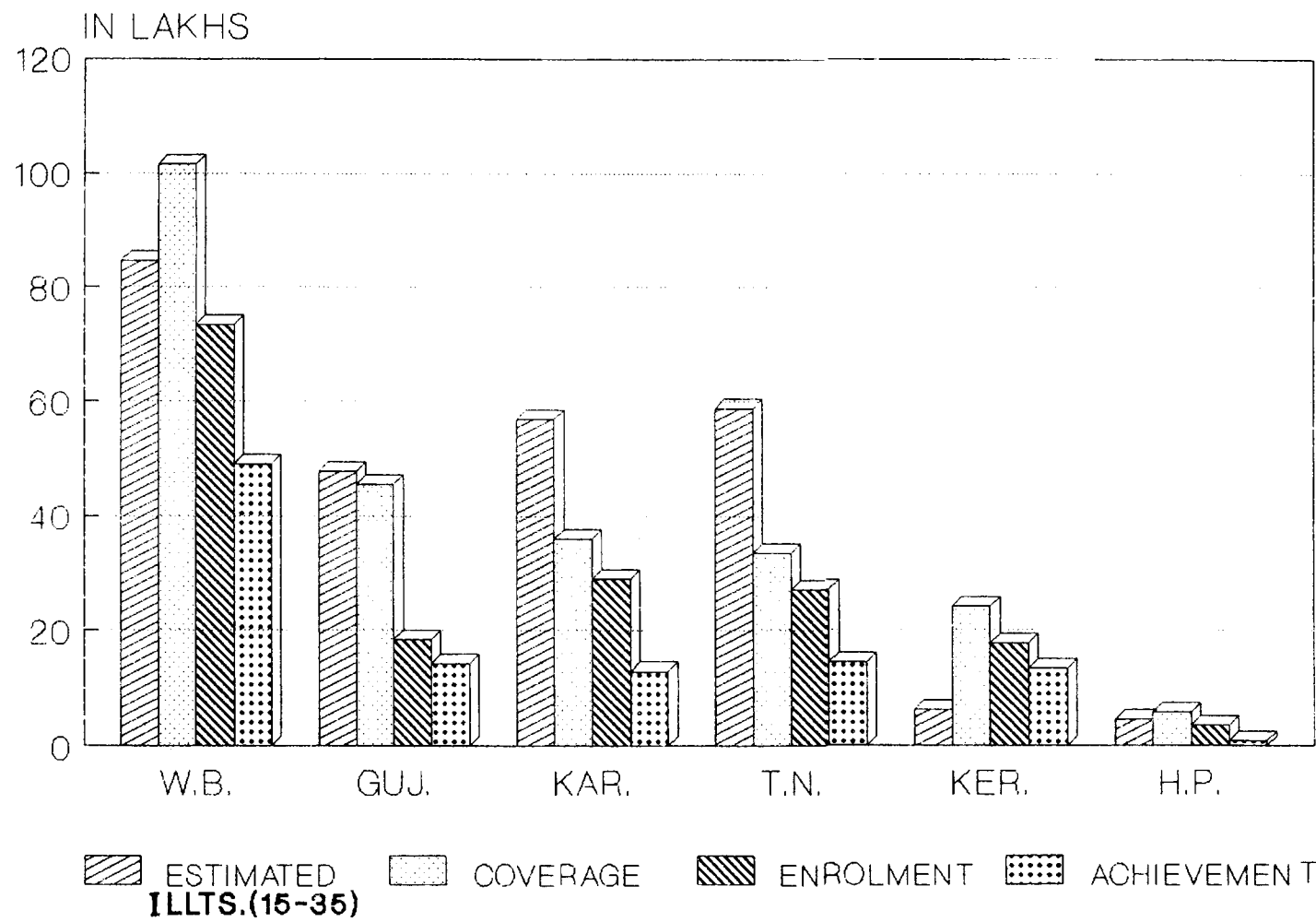
(IN LAKHS)

S. NO.	STATE/UT	POPULATION (7+)	ILLITERATES (7+)	ILLITERATES (15-35)	TARGET (COVERAGE)	PERCENTAGE (COVERAGE)	ACHIEVEMENT LEVEL			ACHIEVEMENT PERCENTAGE LEVEL (III)	POST-LITERACY				
							I	II	III (NEO-LITERATES)		NEO LITS PROPOSED	NEO LITS ENROLLED	PERCENTAGE	NEO LITS PARTICIPATING	
														NO.	AGE
1	2	3	4	5	6	7	8	9	10	11	12	13	14	15	16
1	ANDHRA PRADESH	555.44	310.57	107.34	95.72	90.10	12.06	9.98	37.83	39.11	27.02	12.86	69.80	10.86	40.19
2	ASSAM	179.92	84.77	28.10	3.38	12.02	1.56	0.20	NIL	NIL	-	-	-	-	-
3	BIHAR	686.10	422.06	143.88	22.32	15.51	1.16	1.05	1.72	7.71	-	-	-	-	-
4	CHANDIGARH	5.46	1.21	0.52	0.53	101.92*	-	-	0.17	31.66	-	-	-	-	-
5	DAMAN & DIU	0.86	0.25	0.08	-	-	-	-	-	-	-	-	-	-	-
6	DELHI	78.13	19.31	7.72	0.33	4.27	0.03	0.03	0.07	20.69	-	-	-	-	-
7	GOA	10.33	2.53	0.75	1.01	134.66*	-	0.30	0.50	49.60	-	-	-	-	-
8	GUJRAT	344.79	133.48	47.78	45.47	95.16	2.14	0.03	14.34	31.52	3.20	2.76	86.25	0.46	14.37
9	HARYANA	133.38	58.89	20.41	11.72	57.42	0.71	0.50	0.70	5.94	0.49	0.17	34.69	0.16	32.65
10	HIMACHAL PRAD.	43.31	15.66	4.65	3.67	121.93*	0.38	0.41	0.80	14.10	0.33	-	-	-	-
11	J & K	-	38.30	13.02	-	-	-	-	-	-	-	-	-	-	-
12	KARNATAKA	375.00	164.87	56.82	35.92	63.21	0.47	1.22	12.96	35.08	13.50	9.61	71.18	6.49	48.07
13	KERALA	252.61	25.74	6.20	24.17	389.83*	-	-	13.45	55.65	12.22	11.00	90.01	-	-
14	M. P.	530.90	296.25	97.62	17.42	17.84	1.16	0.55	10.26	58.91	3.08	1.08	35.06	0.02	0.64
15	MAHARASHTRA	654.33	229.85	69.86	33.01	47.25	3.40	2.57	11.65	35.29	6.75	4.58	67.85	2.83	41.92
16	ORISSA	263.12	133.97	44.27	33.20	74.99	2.51	3.16	6.75	20.32	9.36	4.15	44.33	2.66	28.41
17	PONDICHERRY	6.98	1.76	0.55	1.01	183.63*	0.16	-	0.51	50.88	0.51	-	-	-	-
18	PUNJAB	169.76	70.43	23.74	1.60	6.73	-	-	-	-	-	-	-	-	-
19	RAJASTHAN	351.46	215.97	74.03	15.10	21.74	0.82	0.18	5.73	35.58	3.42	2.97	86.84	0.34	9.94
20	TAMILNADU	484.11	180.75	58.71	33.51	56.46	2.23	4.14	14.54	43.38	15.00	10.27	68.46	7.93	52.86
21	TRIPURA	22.60	8.93	3.07	-	-	-	-	-	-	-	-	-	-	-
22	U. P.	1109.13	647.69	206.68	33.61	16.27	1.54	2.05	2.26	6.72	-	-	-	-	-
23	WEST BENGAL	565.15	239.07	84.67	101.04	120.04*	16.36	-	48.99	48.20	30.51	10.88	35.66	2.51	8.22
TOTAL		6822.87	3302.31	1100.47	517.74	47.05	46.69	26.47	183.23	35.39	125.39	76.33	60.67	34.26	27.40

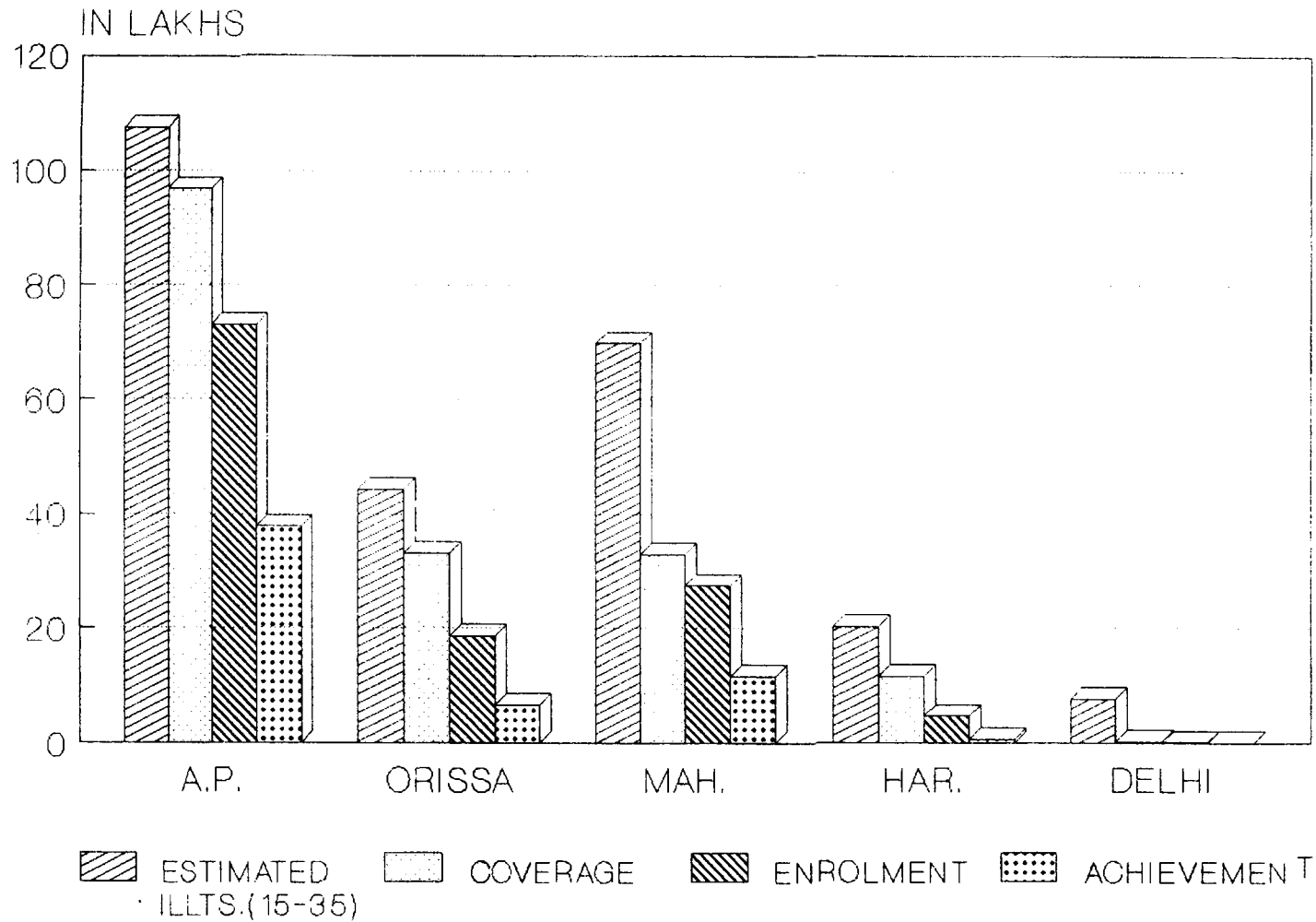
* Learners outside 15-35 age group covered

** Both these figures are with reference to targets of only those districts which have reported target after survey. Districts which have not reported survey figures are not included

COVERAGE AND PROGRESS IN LIT. CAMPAIGNS GROUP "A" STATES (WEST BENGAL, GUJARAT, KARNATKA, TAMILNADU, KERALA, HIMACHAL PRAD)

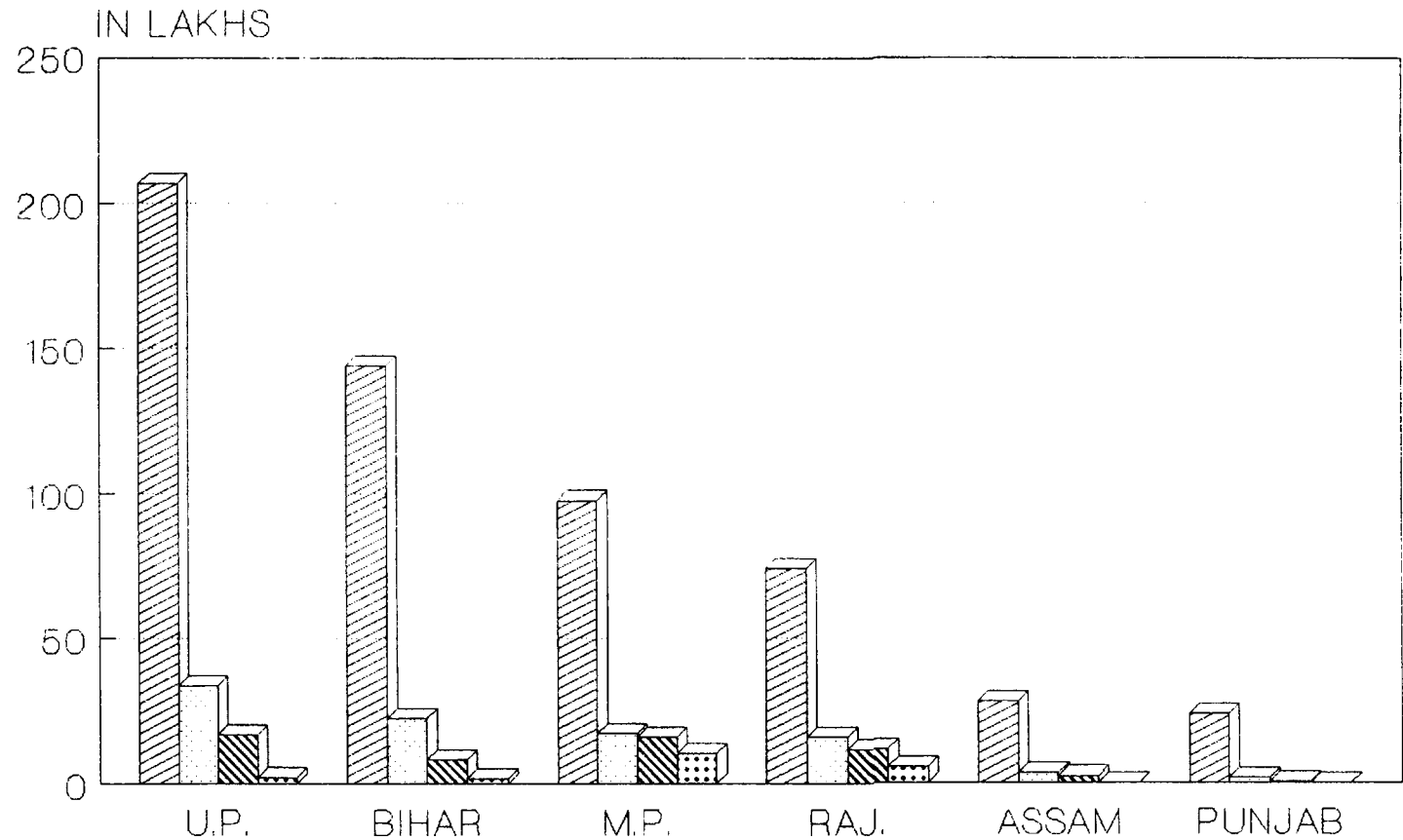


COVERAGE AND PROGRESS IN LIT. CAMPAIGNS GROUP "B" STATES (ANDHRA PRADESH,ORISSA, MAHARASHTRA,HARYANA,DELHI)



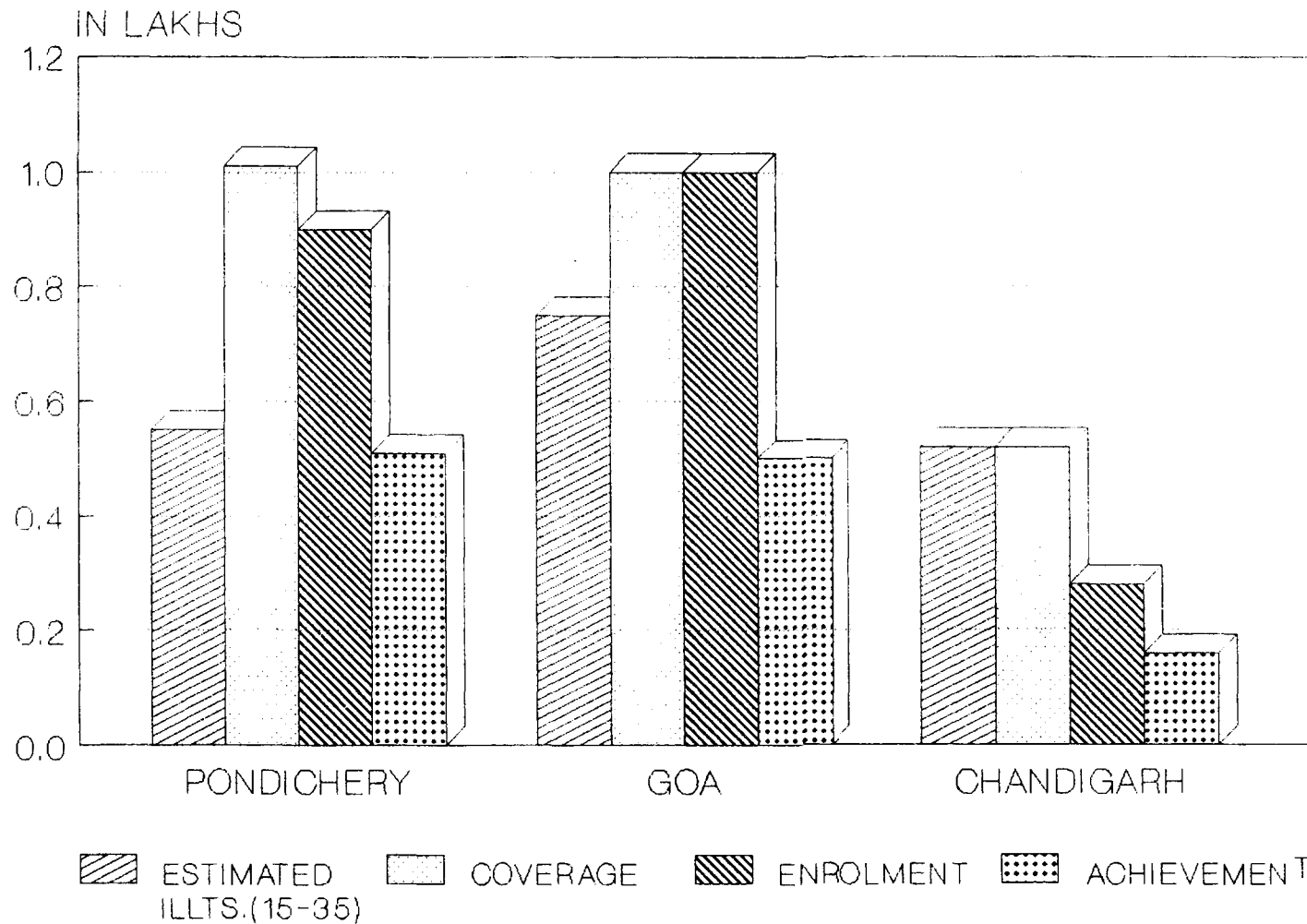
COVERAGE AND PROGRESS IN LIT. CAMPAIGNS

GROUP "C" STATES (UTTER PRADESH, BIHAR, MADHYA PRADESH, RAJASTHAN, ASSAM, PUNJAB)

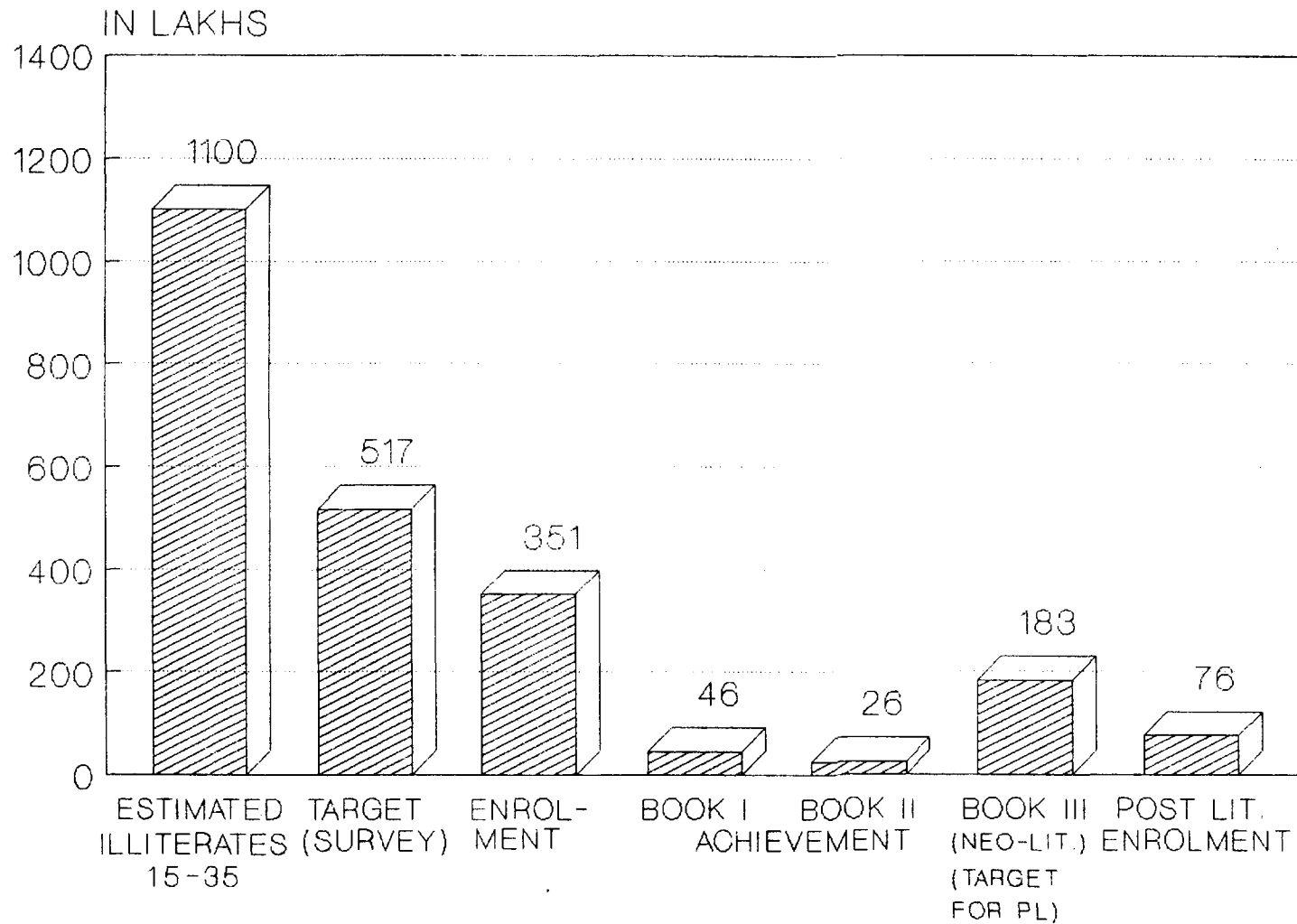


ESTIMATED ILLTS. (15-35)
 COVERAGE
 ENROLMENT
 ACHIEVEMENT

COVERAGE AND PROGRESS IN LIT. CAMPAIGNS GROUP "D" STATES (PONDICHERRY, GOA, CHANDIGARH)



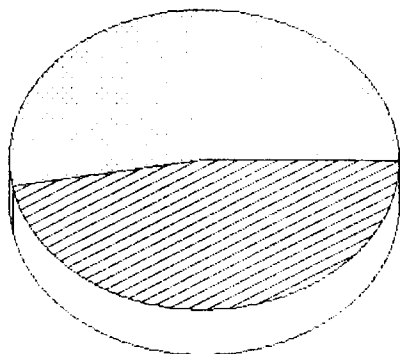
PROGRESS UNDER LITERACY CAMPAIGNS (National Status)



COVERAGE AND ACHIEVEMENT IN LITERACY (NATIONAL LEVEL)

COVERAGE
AGE GROUP 15-35 YEARS

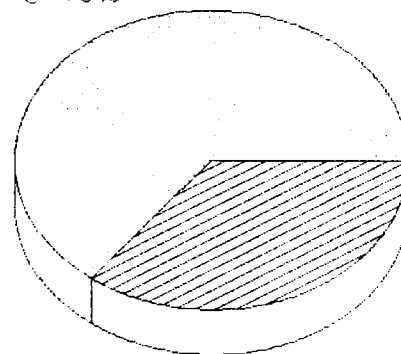
53.0%



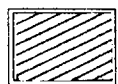
47.0%

ACHIEVEMENT


64.6%



35.4%



ALREADY TAKEN UP
IN TLC/ALREADY ACHIEVED



YET TO BE COVERED THROUGH
TLC/YET TO BE ACHIEVED

LITERACY SCENARIO OF DIFFERENT STATES/UTs

ANDHRA PRADESH

Andhra Pradesh has taken up 22 literacy projects and 10 post literacy projects. Only three districts, namely, Anantpur, Guntur and Mehbubnagar are to be covered fully.

Projects in the literacy phase are Hyderabad, Kurnool, Mehbubnagar, Khammam, Medak, Warangal, Rangareddy, Vizianagram, East Godavari, Adilabad, Prakasham and Krishana.

Projects under post literacy phase are Chittoor, Cuddapah, Nellore, Vishakhapatnam, Nizamabad, West Godavari, Karimnagar, Nalgonda, BGVS 9 Mandals and Srikakulam.

Five districts have reported remarkable achievement under the literacy phase. They are Chittoor (99.79%), Karimnagar (73.60%), West Godavari (69.28%), Nizamabad (60.06%) and Srikakulam (55.40%). The achievement of four districts is moderate. They are Cuddapah (49.56%), Hyderabad (43.82%), Kurnool (43.10%) and Nellore (37.34%).

The districts which need to show substantial improvement in the literacy phase are Nalgonda (25.98%), Khammam (25.46%), Visakhapatnam (25.15%), Mehbubnagar (21.09%), BGVS 9 Mandals Project (20.14%) and Medak (0.04%).

In the post literacy phase out of the proposed target of 27.02 lakh neo-literates, 18.86 lakhs have been enrolled and 10.86 lakhs are reportedly participating. The performance under post literacy phase does not appear to be impressive. Nearly half of the enrolled neo-literates have dropped out of the programme. Therefore, the post literacy phase needs to be strengthened with a follow up at the State Govt. level.

REMARKS

1. On the whole the State Govt. is taking active interest in the literacy campaigns.
2. State level review meetings may be taken up at the level of Chief Secretary on regular basis. These meetings are most essential to monitor the progress of the literacy and post literacy campaigns and to remove the bottlenecks.
3. The project in Mehbubnagar has been reportedly wound up with a meagre achievement of 21.09%. Even the follow up of neo-literates through post literacy has not been taken up. A restoration project covering the whole district may be necessary since the earlier project was implemented in only 6 mandals and 2 municipalities.
4. Although post literacy projects have been sanctioned to Nalgonda, Nizamabad, Cuddapah and Srikakulam, they have not yet been launched.
5. Districts where post literacy phase has to be taken up are Hyderabad and Kurnool.
6. The State Government has to release Rs 17.00 crore as state share against already sanctioned projects.

 STATE | | ANDHRA PRADESH |

PARAMETER	TOTAL	MALE	FEMALE	SC			ST		
				M	F	T	M	F	T
POPULATION 7+(IN LAKHS)	555.44	281.73	273.71	44.17	42.66	86.83	17.06	16.30	33.36
LITERACY (%) 7+	44.09	55.13	32.72	41.88	20.92	31.59	25.25	8.68	17.16
ILLITERATES 7+(IN LAKHS)	310.57	126.41	184.16	25.67	33.73	59.40	12.75	14.88	27.64

State: ANDHRA PRADESH

2. COVERAGE UNDER TOTAL LITERACY CAMPAIGN (TLC):

NO. OF DISTRICTS IN THE STATE	23	ILLITERATES (15-35) (ESTIMATED)	107.34 LAKHS
-------------------------------	----	---------------------------------	--------------

DISTRICTS UNDER TLC	23	TARGET (COVERAGE) OF ILLITERATES	96.72 LAKHS
---------------------	----	----------------------------------	-------------

PERCENTAGE	90.10 %
------------	---------

ENROLMENT IN LITERACY PROGRAMME	73.04 LAKHS	ACHIEVEMENT	LEVEL-I	12.06 LAKHS
		(LAKH)	LEVEL-II	9.98 LAKHS
			LEVEL-III	37.83 LAKHS
			(NEO-LITERATES)	

PERCENTAGE	39.11
(LEVEL-III)	

3. COVERAGE UNDER POST LITERACY CAMPAIGN (PLC) (IN LAKHS)

NO. OF NEO-LITERATES	37.83
----------------------	-------

PROPOSED	27.02
----------	-------

ENROLLED (AS PROPOSED) UDER PLCs	18.86	PERCENTAGES	69.80
----------------------------------	-------	-------------	-------

PARTICIPATION	10.86	40.19
---------------	-------	-------

4. ACTION AREAS

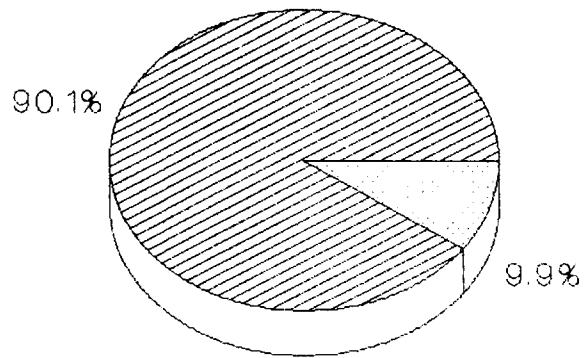
COVERAGE DISTRICTS COVERED PARTLY MAY PLAN TO COVER REST OF THE AREAS

ENROLMENT/ ACHIEVEMENT VISHAKAPATNAM, NALGONDA, NELLORE, BGVS PROJECT KHAMMAM, MEDAK

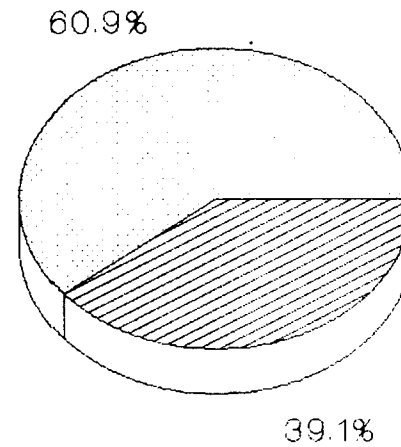
P/L INITIATION, PARTICIPATION KARIMNAGAR, VISHAKAPATNAM, NIZAMABAD, CUDDAPAH BGVS PROJECT, SRIKAKULAM


COVERAGE AND ACHIEVEMENT IN LITERACY ANDHRA PRADESH


COVERAGE
AGE GROUP 15-35 YEARS



ACHIEVEMENT



 ALREADY TAKEN UP
IN TLC/ALREADY ACHIEVED

 YET TO BE COVERED THROUGH
TLC/YET TO BE ACHIEVED

ASSAM

Two projects have been taken up in the State of Assam. They are: Jorhat project being implemented by the District Collector and a project of Assam Science Society being implemented by a voluntary organisation in 8 Blocks of 5 districts, namely, Marigoan, Kamrup, Darang, Dhemaji and Dibrugarh. Both these projects are in the literacy phase.

The progress of both the projects is very slow. The achievement for book-III is almost nil. However, Jorhat project appears to be doing well and there are hopes of better performance. The project reported an enrolment of 1.19 lakh against a target of 1.15 lakh and 0.95 lakh were attending classes which appears to be impressive. In the case of Assam Science Society, the enrolment is only 1.23 lakh against a target of 2.23 lakhs and 0.96 lakh were reportedly attending classes.

REMARKS

1. The rest of the districts need to be taken up in a phased manner under literacy campaigns or under the centre based approach for the difficult terrain areas of the State.
2. State level review meetings may be initiated to bring about qualitative improvement.
3. Monitoring system in both the projects appears to be weak.
4. The State Government has not released its full share for the Jorhat project even though only one district is being covered so far.

STATE

ASSAM

PARAMETER	TOTAL	MALE	FEMALE	SC			ST		
				M	F	T	M	F	T
POPULATION 7+(IN LAKHS)	179.92	94.19	85.73	6.99	6.34	13.33	11.66	11.21	22.87
LITERACY (%) 7+	52.89	61.87	43.03	63.88	42.99	53.94	58.93	38.98	49.16
ILLITERATES 7+(IN LAKHS)	84.77	35.92	48.85	2.52	3.62	6.14	4.79	6.84	11.63

State: ASSAM

2. COVERAGE UNDER LITERACY PROGRAMMES

NO. OF DISTRICTS IN THE STATE	23	ILLITERATES (15-35) (ESTIMATED)	28.10 LAKHS						
DISTRICTS UNDER TLC (1 FULLY 5 PARTLY)	6	TARGET (COVERAGE) OF ILLITERATES	3.38 LAKHS						
		PERCENTAGE	12.02 %						
ENROLMENT IN LITERACY PROGRAMME	2.42 LAKHS	ACHIEVEMENT	<table border="1" style="margin-left: auto; margin-right: auto;"> <tr> <td>LEVEL-I</td> <td style="text-align: center;">-</td> </tr> <tr> <td>LEVEL-II</td> <td style="text-align: center;">-</td> </tr> <tr> <td>LEVEL-III</td> <td style="text-align: center;">NIL</td> </tr> </table>	LEVEL-I	-	LEVEL-II	-	LEVEL-III	NIL
LEVEL-I	-								
LEVEL-II	-								
LEVEL-III	NIL								
		(NEO-LITERATES)							
		PERCENTAGE (LEVEL-III)	NIL						

3. COVERAGE UNDER POST LITERACY CAMPAIGN (PLC) (IN LAKHS)

NO. OF NEO-LITERATES	-	
NO. OF NEO-LITERATES PROPOSED	-	
ENROLLED (AS PROPOSED) UNDER PLCs	-	PERCENTAGES -
PARTICIPATION	-	-

4. ACTION AREAS

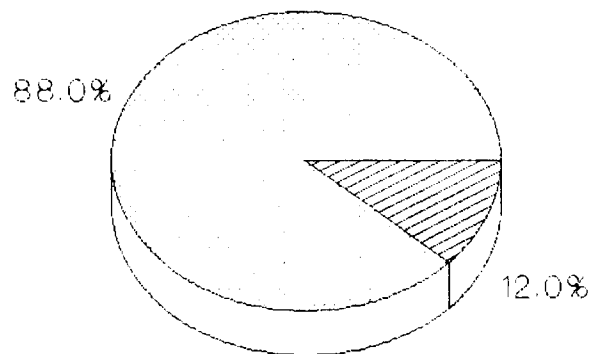
COVERAGE SEVENTEEN DISTRICTS TO BE COVERED FULLY AND FIVE DISTRICTS PARTLY

ENROLMENT/ ACHIEVEMENT JORHAT AND PROJECT OF SCIENCE SOCIETY

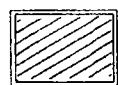
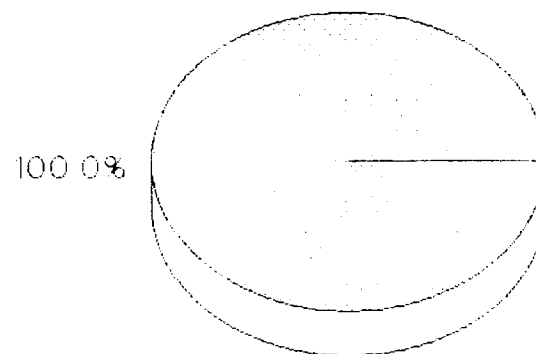
P/L INITIATION, PARTICIPATION NIL

COVERAGE AND ACHIEVEMENT IN LITERACY ASSAM

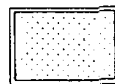
COVERAGE
AGE GROUP 15-35 YEARS



ACHIEVEMENT



ALREADY TAKEN UP
IN TLC/ALREADY ACHIEVED



YET TO BE COVERED THROUGH
TLC/YET TO BE ACHIEVED

BIHAR

Sixteen literacy projects have been taken up in the State of Bihar. They are: Saharsa, Madhepura, Muzaffarpur, Madhubani, Jamshedpur, Ranchi, Siwan, Bhojpur, Dumka, Jamui, Khagaria, Mungher, Aurangabad, Begusarai, Sopaul and Dhanbad. The overall status of this State needs much to be desired. Only four projects have reported achievement. They are: Madhubani (24.15%), Madhepura (13.29%), Muzaffarpur (8.41%) and Saharsa (0.53%). The projects in Jamshedpur and Ranchi have not made any headway at all. The progress of Siwan project sanctioned in January' 93 is tardy and even the survey of illiterates has not been completed in this project.

Special attention is needed at the State level to improve the status of all the projects and more so in the case of Saharsa, Madhepura, Muzaffarpur, Madhubani, Jamshedpur, Ranchi and Siwan projects. Rest of the projects are new and though still in the initial stage, need support from the State level from this stage itself.

REMARKS

1. State level review of all the TLC projects was done once and feedback received. It is necessary to increase the frequency of such meetings to bring about qualitative improvement.
2. Projects of Ranchi and Jamshedpur have completed more than two years without any achievement. Review of these projects must be taken up to revive the programme.
3. There is a need for close monitoring of all the ongoing literacy projects by the Directorate of Mass Education, Government of Bihar.
4. The functioning of the State Resource Centre, Deepayatan needs to be revamped and a regular Director appointed. Without this, the literacy campaign districts will be handicapped in implementing the projects.
5. The State Government may release 1/3rd cost of the project and honour the commitment given by it. It has to release Rs 18.50 crore against projects already sanctioned.

STATE | BIHAR |

PARAMETER	TOTAL	MALE	FEMALE	SC			ST		
				M	F	T	M	F	T
POPULATION 7+(IN LAKHS)	686.10	361.36	324.74	51.36	46.13	97.49	26.89	25.96	52.85
LITERACY (%) 7+	38.48	52.49	22.89	30.64	7.07	19.49	38.40	14.75	26.78
ILLITERATES 7+(IN LAKHS)	422.06	171.67	250.39	35.62	42.86	78.48	16.57	22.13	38.70

State: BIHAR

2. COVERAGE UNDER LITERACY PROGRAMMES

NO. OF DISTRICTS IN THE STATE	----- 42 -----	ILLITERATES (15-35) (ESTIMATED)	----- 143.88 LAKHS -----
-------------------------------	--------------------------	------------------------------------	------------------------------------

DISTRICTS UNDER TLC	----- 16 -----	TARGET (COVERAGE) OF ILLITERATES	----- 22.33 LAKHS -----
---------------------	--------------------------	-------------------------------------	-----------------------------------

	----- 15.51 % -----
--	-------------------------------

ENROLMENT IN LITERACY PROGRAMME	----- 8.17 LAKHS -----	ACHIEVEMENT	----- 1.16 LAKHS -----
		LEVEL-I	1.05 LAKHS
		LEVEL-II	1.72 LAKHS
		LEVEL-III (NEO-LITERATES)	-----

	----- 7.71% -----
	----- (LEVEL-III) -----

3. COVERAGE UNDER POST LITERACY CAMPAIGN (PLC) (IN LAKHS)

NO. OF NEO-LITERATES	----- 1.72 -----
----------------------	----------------------------

NO. OF NEO-LITERATES PROPOSED	----- - -----
-------------------------------	-------------------------

		PERCENTAGES
ENROLLED (AS PROPOSED) UNDER PLCs	----- - -----	----- - -----

PARTICIPATION	----- - -----	----- - -----
---------------	-------------------------	-------------------------

4. ACTION AREAS

COVERAGE TWENTY SIX DISTRICTS TO BE COVERED

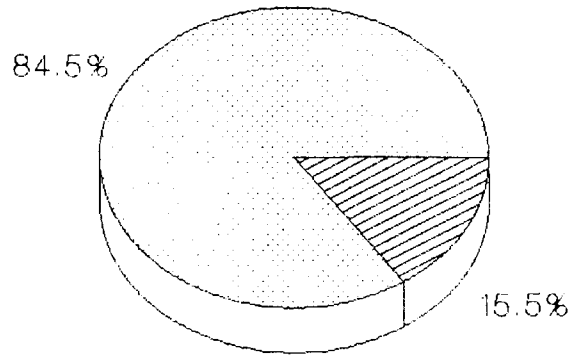
ENROLMENT/
ACHIEVEMENT MADEPURA, MADHUBANI, MUZAFFARPUR,
RANCHI, SAHRSA, JAMSHEDPUR,

P/L INITIATION, NIL
PARTICIPATION

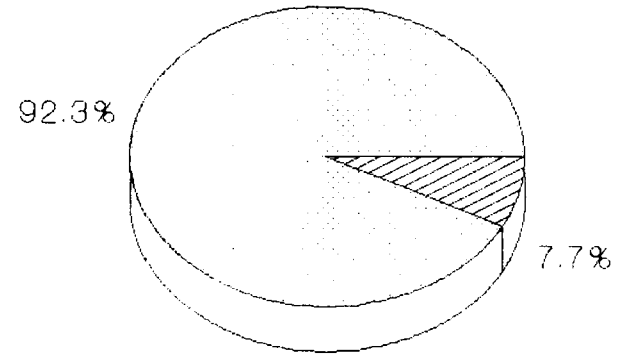
HH22(BI)

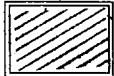
COVERAGE AND ACHIEVEMENT IN LITERACY BIHAR


COVERAGE
AGE GROUP 15-35 YEARS



ACHIEVEMENT



 ALREADY TAKEN UP
IN TLC/ALREADY ACHIEVED

 YET TO BE COVERED THROUGH
TLC/YET TO BE ACHIEVED

CHANDIGARH

A literacy project was sanctioned to Chandigarh during October 1992 to cover 0.53 lakh learners. As on November '93 0.29 lakh learners have been enrolled and 0.25 lakh were reportedly attending classes. So far only 0.17 lakh learners have completed book II (only two primers are used in this project) which means 31.66% achievement.

The pace and progress of this project does not appear to be satisfactory. The project has completed more than a year. Nearly half of the targetted learners are yet to be enrolled in the programme.

REMARKS

1. Review meetings have to be taken up at the UT level in order to make an assessment of the project and to take corrective action.
2. All the learners identified through survey will have to be brought into in the programme.
3. Overall status needs special attention.

STATE | CHANDIGARH |

PARAMETER	TOTAL	MALE	FEMALE	SC			ST		
				M	F	T	M	F	T
POPULATION 7+(IN LAKHS)	5.46	3.08	2.38	0.47	0.37	0.85	-	-	-
LITERACY (%) 7+	77.81	82.04	72.34	64.74	43.54	55.44			
ILLITERATES 7+(IN LAKHS)	1.21	0.56	0.65	0.17	0.21	0.38			

State: CHANDIGARH

2. COVERAGE UNDER LITERACY PROGRAMMES

NO. OF DISTRICTS IN THE STATE	1	ILLITERATES (15-35) (ESTIMATED)	0.52 LAKHS
-------------------------------	---	---------------------------------	------------

DISTRICTS UNDER TLC	1	TARGET (COVERAGE) OF ILLITERATES *	0.53
---------------------	---	------------------------------------	------

PERCENTAGE	101.92 %
------------	----------

ENROLMENT IN LITERACY PROGRAMME	0.29 LAKHS	ACHIEVEMENT LEVEL-I	-
		LEVEL-II	-
		LEVEL-III	0.17
		(NEO-LITERATES)	

PERCENTAGE (LEVEL-III)	31.66%
------------------------	--------

3. COVERAGE UNDER POST LITERACY CAMPAIGN (PLC) (IN LAKHS)

NO. OF NEO-LITERATES	0.17
----------------------	------

NO. OF NEO-LITERATES PROPOSED	-
-------------------------------	---

ENROLLED (AS PROPOSED) UDER PLCs	-	PERCENTAGES	-

PARTICIPATION	-	-
---------------	---	---

4. ACTION AREAS

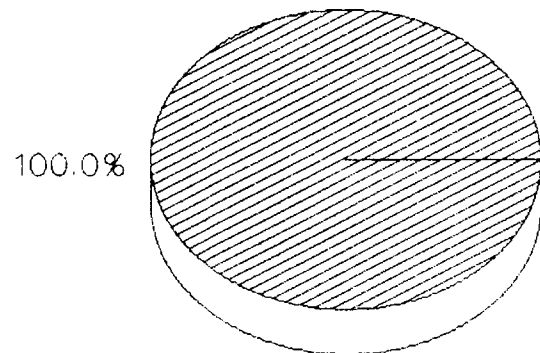
COVERAGE NIL

ENROLMENT/ ACHIEVEMENT TO BE ENHANCED

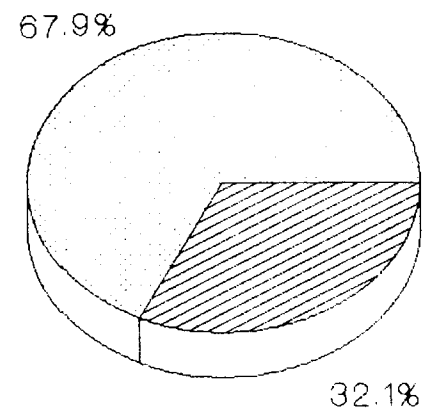
P/L INITIATION, PARTICIPATION NIL


COVERAGE AND ACHIEVEMENT IN LITERACY CHANDIGARH


COVERAGE
AGE GROUP 15-35 YEARS



ACHIEVEMENT



 ALREADY TAKEN UP
IN TLC/ALREADY ACHIEVED

 YET TO BE COVERED THROUGH
TLC/YET TO BE ACHIEVED

DAMAN & DIU

One Literacy Project was sanctioned to UT of Daman & Diu in November'93 to be implemented in the district of Daman to cover a proposed target of 0.02 lakh learners in the 9-35 age group. This project is in its initial stage.

REMARKS

1. Diu districts also to be covered.
2. Regular reporting from the ongoing Project to be insured.

STATE | DAMAN & DIU |

PARAMETER	TOTAL	MALE	FEMALE	SC			ST		
				M	F	T	M	F	T
POPULATION 7+(IN LAKHS)	0.86	0.44	0.42	0.01	0.02	0.03	0.05	0.05	0.10
LITERACY (%) 7+	71.20	82.66	59.40	91.85	67.62	79.18	63.58	41.49	52.9
ILLITERATES 7+(IN LAKHS)	0.25	0.08	0.17	0.001	0.005	0.006	0.02	0.03	0.0

State: DAMAN & DIU

2. COVERAGE UNDER LITERACY PROGRAMMES

NO. OF DISTRICTS IN THE STATE	----- 2 -----	ILLITERATES (15-35) ESTIMATED	----- 0.08 LAKHS -----
-------------------------------	-------------------------	-------------------------------	----------------------------------

DISTRICTS UNDER TLC	----- 1 -----	TARGET (COVERAGE) OF ILLITERATES	----- - -----
---------------------	-------------------------	----------------------------------	-------------------------

PERCENTAGE	----- -----
------------	-----------------------

ENROLMENT IN LITERACY PROGRAMME	----- - -----	ACHIEVEMENT	LEVEL-I	----- - -----
			LEVEL-II	----- - -----
			LEVEL-III	----- - -----
		(NEO-LITERATES)		

PERCENTAGE	----- - -----
(LEVEL-III)	

3. COVERAGE UNDER POST LITERACY CAMPAIGN (PLC) (IN LAKHS)

NO. OF NEO-LITERATES	----- - -----
----------------------	-------------------------

NO. OF NEO-LITERATES PROPOSED	----- - -----
-------------------------------	-------------------------

ENROLLED (AS PROPOSED) UDER PLCs	----- - -----
	PERCENTAGES
	----- - -----

PARTICIPATION	----- - -----
---------------	-------------------------

4. ACTION AREAS

COVERAGE DIU.

ENROLMENT/ACHIEVEMENT AWAITED

P/L INITIATION, NIL

DOCUMENTATION
 Ministry of Education
 Planning and Administration
 17-B, Street No. 10, Marg,
 New Delhi-110016
 LOC, No. \$-7944
 Date 24.02.94

DELHI

Two literacy projects have been sanctioned to the National Capital Territory of Delhi. One of the projects was sanctioned to Delhi Saksharta Samiti, a voluntary organisation during October'91 and the second project was sanctioned to National Capital Territory of Delhi during October'93.

The target of Delhi Saksharta Samiti project was 0.35 lakh in 9-45 age group. The programme was implemented in Ambedkar Nagar. The programme reportedly got concluded with a meagre achievement of 20.69% and took more than two years to achieve this.

The second project under National Capital Territory of Delhi has a target of 1.08 lakh to be covered in six slum areas in Delhi. This project is in its initial stage.

REMARKS

1. Quarterly review meetings at state level will have to be initiated at the Chief Secretary's level to monitor the progress and to bring about a qualitative improvement in the programme.
2. A follow up programme is necessary in Ambedkar Nagar to cover unenrolled learners and post literacy measures for the neo-literates.
3. The project of NCT of Delhi has not yet taken off due to reconstitution of the literacy society.

STATE | DELHI |

PARAMETER	TOTAL	MALE	FEMALE	SC			ST		
				M	F	T	M	F	T
POPULATION 7+(IN LAKHS)	78.13	43.16	34.97	7.86	6.38	14.24	-	-	-
LITERACY (%) 7+	75.29	82.01	66.99	68.77	43.83	57.60	-	-	-
ILLITERATES 7+(IN LAKHS)	19.31	7.77	11.54	2.46	3.58	6.04	-	-	-

State: DELHI

2. COVERAGE UNDER LITERACY PROGRAMMES

NO. OF DISTRICTS IN THE STATE	1	ILLITERATES (15-35) (ESTIMATED)	7.72 LAKHS
-------------------------------	---	---------------------------------	------------

DISTRICTS UNDER TLC	1	TARGET (COVERAGE) OF ILLITERATES *	0.35
---------------------	---	------------------------------------	------

PERCENTAGE	4.27 NOVA.82 %
------------	------------------------------

ENROLMENT IN LITERACY PROGRAMME	0.17 LAKHS	ACHIEVEMENT	LEVEL-I	-
			LEVEL-II	-
			LEVEL-III	0.07

(NEO-LITERATES)

PERCENTAGE	21.23 32.66 %
(LEVEL-III)	

3. COVERAGE UNDER POST LITERACY CAMPAIGN (PLC) (IN LAKHS)

NO. OF NEO-LITERATES	0.07
----------------------	------

NO. OF NEO-LITERATES PROPOSED	-
-------------------------------	---

ENROLLED (AS PROPOSED) UDER PLCs	-	PERCENTAGES	-
----------------------------------	---	-------------	---

PARTICIPATION	-	-
---------------	---	---

4. ACTION AREAS

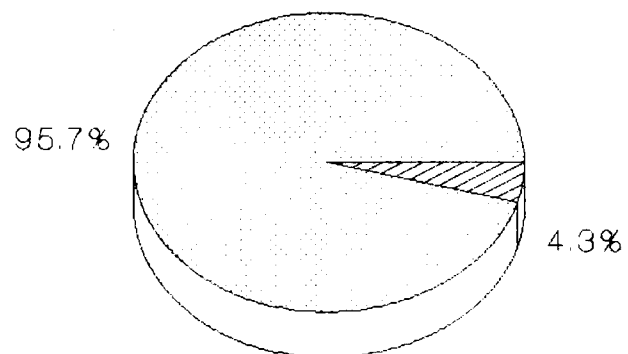
COVERAGE NIL

ENROLMENT/
ACHIEVEMENT TO BE ENHANCED

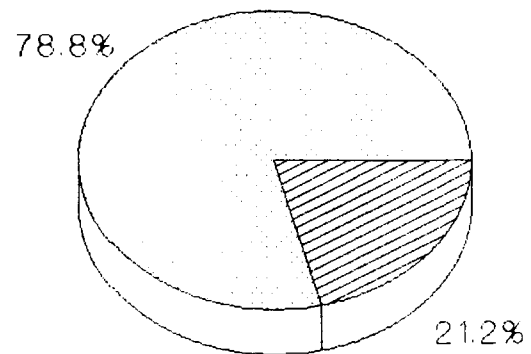
P/L INITIATION, NIL
PARTICIPATION

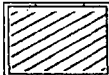
COVERAGE AND ACHIEVEMENT IN LITERACY DELHI


COVERAGE
AGE GROUP 15-35 YEARS



ACHIEVEMENT



 ALREADY TAKEN UP
IN TLC/ALREADY ACHIEVED

 YET TO BE COVERED THROUGH
TLC/YET TO BE ACHIEVED

GOA

A Literacy Project was sanctioned to the state of Goa in 1989. This project did not take off due to certain inadequacies in the preparatory stage. The EC NLMA accorded approval for the second time in July'93.

The target of this project was 1.01 lakhs in 15-60 age group. As on September'93 the project reportedly enrolled all the learners identified through survey and 0.80 lakh were participating. So far 0.50 lakh learners have completed primer III which means an achievement of 49.60%.

REMARKS

1. State level review meetings have to be taken up to make an assessment of the progress made so far and to plan for future.
2. External evaluation of learners may be expedited.
3. Follow up of neo-literates through post literacy have to be taken up.

STATE

GOA

PARAMETER	TOTAL	MALE	FEMALE	SC			ST		
				M	F	T	M	F	T
POPULATION 7+(IN LAKHS)	10.33	5.25	5.08	0.11	0.10	0.21	0.002	0.001	0.003
LITERACY (%) 7+	75.51	83.64	67.09	69.55	47.51	58.73	54.43	29.01	42.91
ILLITERATES 7+(IN LAKHS)	2.53	0.86	1.67	0.03	0.05	0.08	0.001	0.001	0.002

State: GOA

2. COVERAGE UNDER LITERACY PROGRAMMES

NO. OF DISTRICTS IN THE STATE	----- 2 -----	ILLITERATES (15-35) (ESTIMATED)	----- 0.75 LAKH -----
-------------------------------	-------------------------	------------------------------------	---------------------------------

DISTRICTS UNDER TLC	----- 2 -----	TARGET (COVERAGE) OF ILLITERATES *	----- 1.01 LAKHS -----
---------------------	-------------------------	---------------------------------------	----------------------------------

	----- 134.66 % -----
--	--------------------------------

ENROLMENT IN LITERACY PROGRAMME	----- 1.01 LAKHS -----	ACHIEVEMENT	LEVEL-I	----- NIL -----
			LEVEL-II	0.30 LAKHS
			LEVEL-III	0.50 "
		(NEO-LITERATES)		

	----- 49.60 -----
	----- (LEVEL-III) -----

3. COVERAGE UNDER POST LITERACY CAMPAIGN (PLC) (IN LAKHS)

NO. OF NEO-LITERATES	----- 0.50 -----
----------------------	----------------------------

NO. OF NEO-LITERATES PROPOSED	----- - -----
-------------------------------	-------------------------

ENROLLED (AS PROPOSED) UNDER PLCs	----- - -----	PERCENTAGES ----- - -----
-----------------------------------	-------------------------	--

PARTICIPATION	----- - -----	----- - -----
---------------	-------------------------	-------------------------

4. ACTION AREAS

COVERAGE NIL

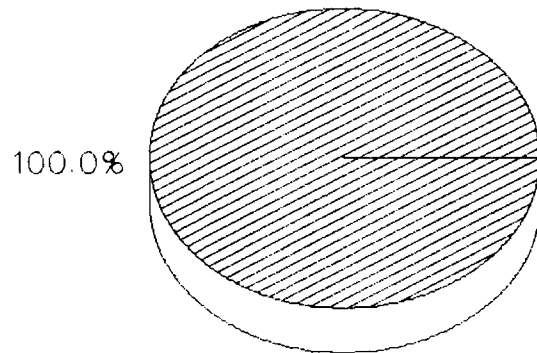
ENROLMENT/ ACHIEVEMENT REST OF THE LEARNERS TO BE COVERED

P/L INITIATION, PARTICIPATION POST LITERACY STATUS NEEDS TO BE STRENGTHENED

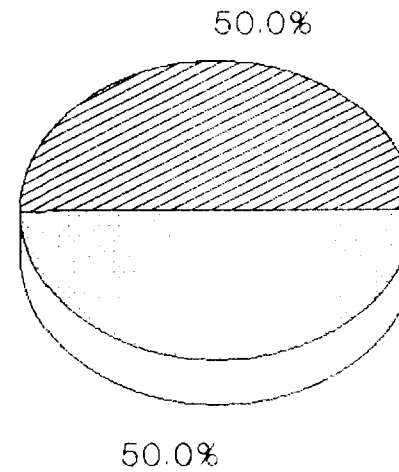
* Learners outside 15-35 age group Covered

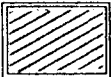
COVERAGE AND ACHIEVEMENT IN LITERACY GOA


COVERAGE
AGE GROUP 15-35 YEARS



ACHIEVEMENT



 ALREADY TAKEN UP
IN TLC/ALREADY ACHIEVED

 YET TO BE COVERED THROUGH
TLC/YET TO BE ACHIEVED

GUJARAT

Twenty literacy projects and four post literacy projects have been taken up in Gujarat. Projects under literacy phase are Dangs, Bhuj-Kutch, Junagarh, Surendernagar, Sabarkantha, Surat, Banaskantha, Bharuch, Vadodara, Amreli, Mehsana, Panchmahal, Rajkot and Valsad. Projects under post literacy phase are Bhavnagar, Gandhinagar, Kheda and Ahmedabad (Rural). One project sanctioned to Gujarat Vidyapeeth was reportedly concluded with a meagre achievement of 29.50%.

Four projects have reported remarkable achievement under literacy phase. They are Sabarkantha (87%), Gandhinagar (85.81%), Bhavnagar (83.73%), and Kheda (73.64%). The project of Gujarat Vidyapeeth reported a moderate achievement of 29.50%.

The overall progress under post literacy phase is not satisfactory. Against a proposed coverage of 3.20 lakh neoliterates, 2.76 lakhs were enrolled and only 0.46 lakh are participating in the programme. Bhavnagar and Gandhinagar are doing very well under the post literacy phase. In Bhavnagar 2.19 lakh neoliterates have already completed PL-1 against a target of 2.68 lakh. Gandhinagar reported 0.48 lakh enrolment against a target of 0.52 lakh neoliterates and 0.45 lakh were reportedly participating in the programme which appears quite impressive. The Kheda and Ahmedabad (rural) projects need to improve their status under post literacy phase.

REMARKS

1. Bhavnagar is doing exceedingly well under the post literacy phase where Vocational training is integrated with post literacy. It is proposed to impart vocational training to 0.40 lakh neoliterates. This project was awarded the Honourable Mention attached to the NOMA prize by Unesco.
2. State level review meetings have to be taken up at the level of Chief Secretary to monitor the progress of literacy and post literacy campaigns.
3. The reporting status of new projects is not satisfactory. Steps may have to be taken at the state level.
4. The State Government has to release an amount of Rs. 6.00 crore towards State share.

STATE | GUJARAT |

PARAMETER	TOTAL	MALE	FEMALE	SC			ST		
				M	F	T	M	F	T
POPULATION 7+ IN LAKHS)	344.79	178.12	166.67	13.12	12.18	25.30	25.56	24.60	50.16
LITERACY (%) 7+	61.29	73.13	48.64	75.47	45.54	61.07	48.25	24.20	36.45
ILLITERATES 7+(IN LAKHS)	133.48	47.87	85.61	3.22	6.63	9.85	13.23	18.65	31.88

State: GUJARAT

2. COVERAGE UNDER LITERACY PROGRAMMES

NO. OF DISTRICTS IN THE STATE	19	ILLITERATES (15-35) (ESTIMATED)	47.78 LAKHS
DISTRICTS UNDER TLC	19	TARGET (COVERAGE) OF ILLITERATES	45.48 LAKHS
		PERCENTAGE	95.16%
ENROLMENT IN LITERACY PROGRAMME	18.39 LAKHS	ACHIEVEMENT LEVEL-I LEVEL-II LEVEL-III (NEO-LITERATES)	2.14 0.03 14.34
		PERCENTAGE (LEVEL-III)	31.52

3. COVERAGE UNDER POST LITERACY CAMPAIGN (PLC) (IN LAKHS)

NO. OF NEO-LITERATES	14.34	
NO. OF NEO-LITERATES PROPOSED	3.20	
ENROLLED (AS PROPOSED) UDER PLCs	2.76	PERCENTAGES 86.25
PARTICIPATION	0.46	14.37

4. ACTION AREAS

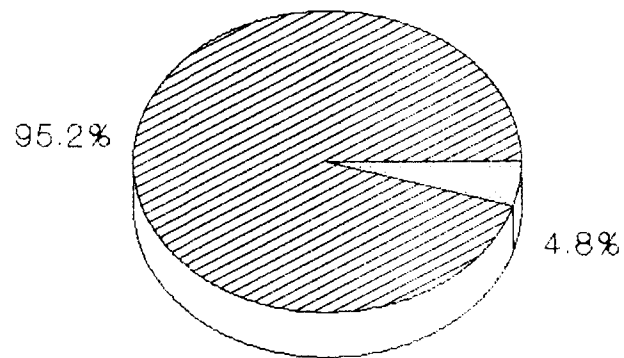
COVERAGE AHMEDABAD URBAN TO BE COVERED

ENROLMENT/ACHIEVEMENT BANASKANTA, BHARUCH, DANGS, JAMNAGAR JUNAGARH, SURAT, SURENDER NAGAR, BHUJ KUTCH

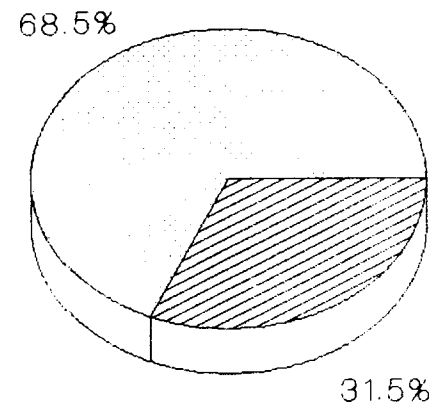
P/L INITIATION, KHEDA, AHMEDABAD (RURAL)

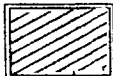
COVERAGE AND ACHIEVEMENT IN LITERACY GUJARAT


COVERAGE
AGE GROUP 15-35 YEARS



ACHIEVEMENT



 ALREADY TAKEN UP
IN TLC/ALREADY ACHIEVED

 YET TO BE COVERED THROUGH
TLC/YET TO BE ACHIEVED

HARYANA

Eight literacy projects and one post literacy project have been taken up in Haryana. Projects under literacy phase are Yamuna Nagar, Bhiwani, Jind, Rohtak, Ambala, Sirsa and Hisar. One post literacy project is in progress in Panipat.

Only two projects have reported moderate achievement. They are: Panipat (30.71%) and Yamuna Nagar (19.67%). Rohtak reported a meagre achievement of 0.09% and has completed more than a year.

The pace and progress of all the literacy projects needs to be strengthened. The project in Jind has not even completed the survey of illiterates even after fourteen months.

Only one post literacy project is in progress in Panipat and its performance is not satisfactory. Against 0.49 lakh proposed neo-literates, 0.17 lakh are enrolled and only 0.16 lakh were reportedly participating in the programme.

REMARKS

1. State level review meetings have to be initiated at the level of the Chief Secretary to monitor the progress of all the literacy projects.
2. The achievement reported so far from this State is not very impressive. Action may be necessary at the State level to bring about qualitative improvement.
3. The State Government has to release Rs 2.67 crore for projects already sanctioned. The State is not giving commitment for any project for over 6 months.

STATE

HARYANA

PARAMETER	TOTAL	MALE	FEMALE	SC			ST		
				M	F	T	M	F	T
POPULATION 7+(IN LAKHS)	133.38	71.64	61.74	13.78	11.74	25.52	-	-	-
LITERACY (%) 7+	55.85	69.10	40.47	52.06	24.15	39.22	-	-	-
ILLITERATES 7+(IN LAKHS)	58.89	22.14	36.75	6.61	8.90	15.51	-	-	-

State: HARYANA

2. COVERAGE UNDER LITERACY PROGRAMMES

NO. OF DISTRICTS IN THE STATE	16	ILLITERATES (15-35) (ESTIMATED)	20.41 LAKHS
-------------------------------	----	------------------------------------	-------------

DISTRICTS UNDER TLC	8	TARGET (COVERAGE) OF ILLITERATES	11.72 LAKHS
---------------------	---	-------------------------------------	-------------

PERCENTAGE	57.42 %
------------	---------

ENROLMENT IN LITERACY PROGRAMME	4.72 LAKHS	ACHIEVEMENT	LEVEL-I	0.71 LAKH
			LEVEL-II	0.50 "
			LEVEL-III	0.70 "
		(NEO-LITERATES)		

PERCENTAGE	5.94
(LEVEL-III)	

3. COVERAGE UNDER POST LITERACY CAMPAIGN (PLC) (IN LAKHS)

NO. OF NEO-LITERATES	0.70
----------------------	------

NO. OF NEO-LITERATES PROPOSED	0.49
-------------------------------	------

ENROLLED (AS PROPOSED) UNDER PLCs	0.17	PERCENTAGES	34.69
--------------------------------------	------	-------------	-------

PARTICIPATION	0.16	32.65
---------------	------	-------

4. ACTION AREAS

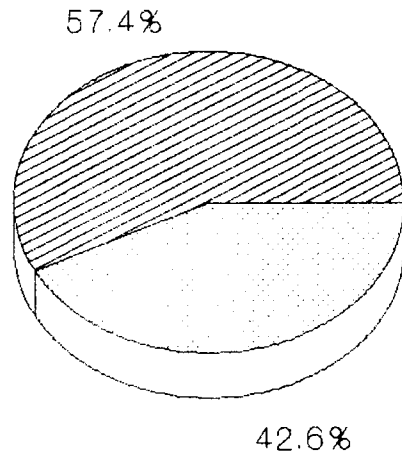
COVERAGE EIGHT DISTRICTS TO BE COVERED

ENROLMENT/
ACHIEVEMENT AMBALA, BHIWANI, JIND, ROHTAK
PANIPAT, YAMUNANAGAR, SIRSA

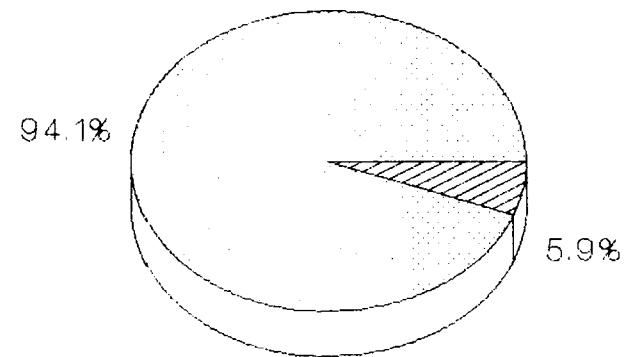
P/L INITIATION,
PARTICIPATION PANIPAT


COVERAGE AND ACHIEVEMENT IN LITERACY HARYANA


COVERAGE
AGE GROUP 15-35 YEARS



ACHIEVEMENT



 ALREADY TAKEN UP
IN TLC/ALREADY ACHIEVED

 YET TO BE COVERED THROUGH
TLC/YET TO BE ACHIEVED

HIMACHAL PRADESH

The State of Himachal Pradesh has been sanctioned with twelve TLC projects in the districts of Sirmour, Chamba, Hamirpur, Kinnaur, Kullu, Mandi, Shimla, Solan, Una, Bilaspur, Kangra and Lahul & Spiti.

Post literacy projects have been sanctioned in two districts, namely, Mandi and Sirmour. None of the districts have completed the literacy phase including the post literacy districts.

The level of achievement of Sirmour district is 45.77%, Mandi 22.42%, Shimla 0.84% and Kangra 0.02%. It is only the Sirmour and Mandi projects which have shown some progress.

All the districts projects need special attention as none of the districts have either been able to complete the literacy phase nor made any significant progress.

The post literacy projects in Sirmour and Mandi have not made any progress.

REMARKS

1. All new Deputy Commissioners incharge of literacy projects need to be oriented for effective implementation. This could be taken at the State level in which Collectors from othe States and NLM members could also participate. This has been taken up with the State Govt. for a long time but to no avail.
2. System of monitoring and evaluation of the ongoing projects needs to be developed with a regular feedback system.
3. The progress of all the projects need to be reviewed periodically at the State level with necessary follow up action.
4. The districts need to draw more realistic action plans clearly indicating the sequence of activities with a definite time frame.
5. The State Government has to release Rs 1.75 crore towards State share.
6. State Government should play a nodal role and assume leadership in implementation of the projects which were sanctioned by the NLMA at one go on a request by the State Government. In the absence of such a role of State Government, the projects are languishing.

STATE | HIMACHAL PRADESH |

PARAMETER	TOTAL	MALE	FEMALE	SC			ST		
				M	F	T	M	F	T
POPULATION 7+(IN LAKHS)	43.31	21.87	21.44	5.47	5.30	10.77	0.90	0.90	1.80
LITERACY (%) 7+	63.86	75.36	52.13	64.98	41.02	53.20	62.74	31.18	47.09
ILLITERATES 7+(IN LAKHS)	15.66	5.39	10.27	1.92	3.12	5.04	0.34	0.61	0.95

State: HIMACHAL PRADESH

2. COVERAGE UNDER LITERACY PROGRAMMES

NO. OF DISTRICTS IN THE STATE	----- 12 -----	ILLITERATES (15-35) (ESTIMATED)	----- 4.65 LAKHS -----
-------------------------------	--------------------------	------------------------------------	----------------------------------

DISTRICTS UNDER TLC	----- 12 -----	TARGET (COVERAGE) OF ILLITERATES *	----- 5.67 LAKHS -----
---------------------	--------------------------	---------------------------------------	----------------------------------

	----- 121.93 % -----
--	--------------------------------

ENROLMENT IN LITERACY PROGRAMME	----- 3.61 LAKHS -----	ACHIEVEMENT	LEVEL-I	0.38 LAKH
			LEVEL-II	0.41 "
			LEVEL-III	0.80 "
		(NEO-LITERATES)		

	----- 14.10 -----
--	-----------------------------

PERCENTAGE

(LEVEL-III)

3. COVERAGE UNDER POST LITERACY CAMPAIGN (PLC) (IN LAKHS)

NO. OF NEO-LITERATES	----- 0.80 -----
----------------------	----------------------------

NO. OF NEO-LITERATES PROPOSED	----- 0.33 -----
-------------------------------	----------------------------

ENROLLED (AS PROPOSED) UNDER PLCs	----- - -----		PERCENTAGES	
				----- - -----

PARTICIPATION	----- - -----		PERCENTAGES	
				----- - -----

4. ACTION AREAS

COVERAGE NIL

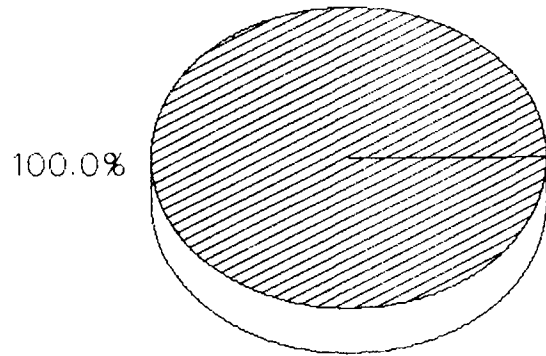
ENROLMENT/ACHIEVEMENT NEEDS TO BE ENHANCED IN ALL PROJECTS EXCEPT SIRMOUR

P/L INITIATION, PARTICIPATION SIRMOUR, MANDI

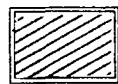
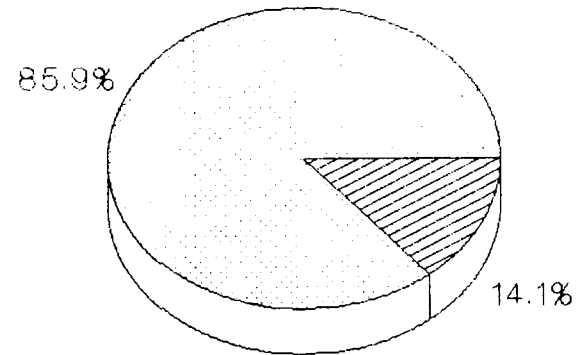
* Learners out side 15-35 age group Covered

COVERAGE AND ACHIEVEMENT IN LITERACY HIMACHAL PRADESH


COVERAGE
AGE GROUP 15-35 YEARS



ACHIEVEMENT



ALREADY TAKEN UP
IN TLC/ALREADY ACHIEVED



YET TO BE COVERED THROUGH
TLC/YET TO BE ACHIEVED

JAMMU & KASHMIR

One Literacy Project has been taken up in September 1993 to be implemented in Jammu district. The proposed target is 3.30 lakhs in 9-35 age group. This project is in its initial stage.

Remarks

1. State level review meetings at the level of Chief Secretary will have to be initiated to monitor the progress and to strengthen the project.
2. Regular flow of information on the progress to be ensured.

KARNATAKA

Karnataka has taken up 18 literacy projects and 7 post literacy projects. Only two districts, namely, Bangalore Urban and Hasan districts are to be covered.

Projects in the literacy phase are Mysore, Uttar Kannada, Bangalore Rural, Chickmagalur, Dharwad, Gulburga, Kodagu, Belgam, Kolar, Chitradurga and Bellary.

Projects under Post Literacy phase are Bijapur, Bidar, Dakshin Kannada, Mandya, Raichur, Tumkur & Shimoga.

The districts of Dakshina Kannada (67.2%), Shimoga (85.22%), Mandya (70.78%) and Tumkur (81.53%) have done remarkably well in the literacy phase.

The districts which needs to pay special attention are Bijapur (35.08%), Bidar (17.02%) and Raichur (10.30%)

In the Post Literacy phase out of a proposed target of 13.5 lakh neo-literates, 9.61 lakh have been enrolled and 6.49 lakh are reportedly participating. Compare to other States, this is a fairly good level of participation in the post literacy programme. Special follow up particularly in the districts of Bidar, Bijapur and Raichur need to be taken up at the level of State Government.

REMARKS

1. The State Govt. has placed top most priority on literacy programmes and has included performance in literacy as the first item in the self appraisal of Deputy Commissioners and other district officers.
2. Regular monitoring of literacy programmes is being held through meetings of Collectors taken by the Chief Secretary and all the Secretaries of Zilla Saksharata Samities by the Director of Mass Education, thus institutionalising a monitoring mechanism.
3. The districts which need to be supported from the state level are Bidar, Raichur and Bijapur.

STATE

KARNATAKA

PARAMETER	TOTAL	MALE	FEMALE	SC			ST		
				M	F	T	M	F	T
POPULATION 7+(IN LAKHS)	375.00	191.36	183.64	30.31	29.14	59.45	7.93	7.60	15.53
LITERACY (%) 7+	56.04	67.26	44.34	49.69	25.95	38.06	47.95	23.57	36.01
ILLITERATES +7 (IN LAKHS)	164.87	62.64	102.23	15.25	21.57	36.82	4.13	5.81	9.94

State: KARNATAKA

2. COVERAGE UNDER LITERACY PROGRAMMES

NO. OF DISTRICTS IN THE STATE	20	ILLITERATES (15-35) (ESTIMATED)	56.82 LAKHS
DISTRICTS UNDER TLC	18	TARGET (COVERAGE) OF ILLITERATES	35.92 LAKHS
		PERCENTAGE	63.21 %
ENROLMENT IN LITERACY PROGRAMME	28.97 LAKHS	ACHIEVEMENT LEVEL-I LEVEL-II LEVEL-III (NEO-LITERATES)	0.47 LAKHS 1.22 LAKHS 12.96 LAKHS
		PERCENTAGE (LEVEL-III)	36.08%

3. COVERAGE UNDER POST LITERACY CAMPAIGN (PLC) (IN LAKHS)

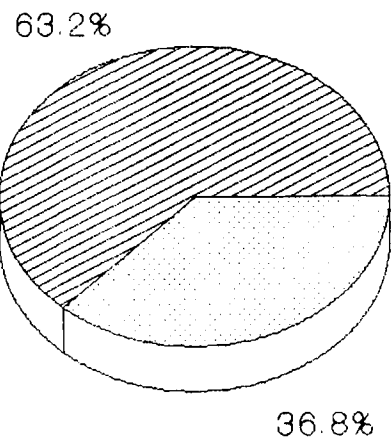
NO. OF NEO-LITERATES	12.96	
NO. OF NEO-LITERATES PROPOSED	13.50	
ENROLLED (AS PROPOSED) UDER PLCs	9.61	PERCENTAGES 71.18
PARTICIPATION	6.49	48.07

4. ACTION AREAS

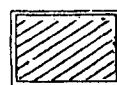
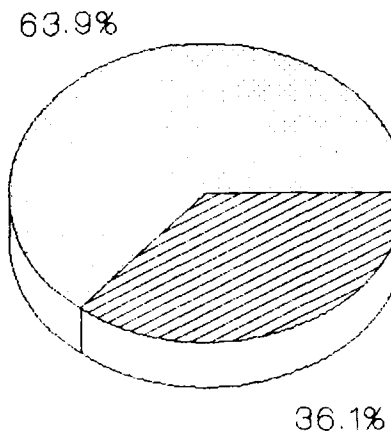
COVERAGE	HASSAN, BANGALORE URBAN
ENROLMENT/ ACHIEVEMENT	MYSORE, RAICHUR, BIDAR, BIJAPUR, UTTAR KANNADA
P/L INITIATION, PARTICIPATION	RAICHUR, BIDAR, BIJAPUR, TUMKUR, SHIMOGA

COVERAGE AND ACHIEVEMENT IN LITERACY KARNATAKA

COVERAGE
AGE GROUP 15-35 YEARS



ACHIEVEMENT



ALREADY TAKEN UP
IN TLC/ALREADY ACHIEVED



YET TO BE COVERED THROUGH
TLC/YET TO BE ACHIEVED

KERALA

All the fourteen districts in Kerala have been covered under the Literacy Campaign. One project was implemented in Ernakulam by District Authority in 1988. Another project was sanctioned to Kerala Saksharta Samiti, a voluntary organisation to take up literacy campaign in thirteen districts.

The achievement reported by Ernakulam project was commendable. Against 1.35 lakh learners, 1.23 lakh became literate which means 91.11% achievement. The project of Kerala Saksharta Samiti had a target of 22.82 lakhs in the 6-60 age group. Around 16.47 lakh learners were enrolled and 12.22 lakh were declared successful which works out to 53.55%. The campaign was concluded in March'91 and on 18th April,1991 the whole state of Kerala was declared as totally literate.

A post literacy project was sanctioned to Kerala Saksharta Samiti in January'92 to cover all the fourteen districts. The programme was reportedly launched from October'91. The post literacy scenario does not appear to be impressive. Eleven lakh learners were reportedly enrolled and only 4.01 lakh neo-literates completed PL-I as on November'93.

REMARKS

1. The achievement made by Kerala State under literacy phase is commendable.
2. The post literacy scenario is not encouraging.
3. State level review meetings will have to be initiated at the level of Chief Secretary in order to revamp the post literacy phase and to bring about qualitative improvement.
4. Regular flow of information on the progress made in the post literacy phase from Kerala Saksharta Samiti needs to be ensured.

STATE | KERALA |

PARAMETER	TOTAL	MALE	FEMALE	SC			ST		
				M	F	T	M	F	T
POPULATION 7+(IN LAKHS)	252.61	123.29	129.32	12.33	12.81	25.14	1.36	1.36	2.72
LITERACY (%) 7+	89.81	93.62	86.17	85.22	74.31	79.66	63.38	51.07	57.22
ILLITERATES 7+(IN LAKH)	25.74	7.86	17.88	1.82	3.29	5.11	0.50	0.67	1.17

State: KERALA

2. COVERAGE UNDER LITERACY PROGRAMMES

NO. OF DISTRICTS IN THE STATE	14	ILLITERATES (15-35) (ESTIMATED)	6.20 LAKHS						
DISTRICTS UNDER TLC	14	TARGET (COVERAGE) OF ILLITERATES *	24.17 LAKHS						
		PERCENTAGE	389.84 %						
ENROLMENT IN LITERACY PROGRAMME	17.82 LAKHS	ACHIEVEMENT	<table border="1" style="margin-left: auto; margin-right: auto;"> <tr> <td>LEVEL-I</td> <td style="text-align: center;">-</td> </tr> <tr> <td>LEVEL-II</td> <td style="text-align: center;">-</td> </tr> <tr> <td>LEVEL-III</td> <td style="text-align: center;">13.45 LAKHS</td> </tr> </table>	LEVEL-I	-	LEVEL-II	-	LEVEL-III	13.45 LAKHS
LEVEL-I	-								
LEVEL-II	-								
LEVEL-III	13.45 LAKHS								
		PERCENTAGE (LEVEL-III)	55.65%						

3. COVERAGE UNDER POST LITERACY CAMPAIGN (PLC) (IN LAKHS)

NO. OF NEO-LITERATES	13.45	
NO. OF NEO-LITERATES PROPOSED	12.22	
ENROLLED (AS PROPOSED) UDER PLCs	11.00	PERCENTAGES 90.01
PARTICIPATION	-	-

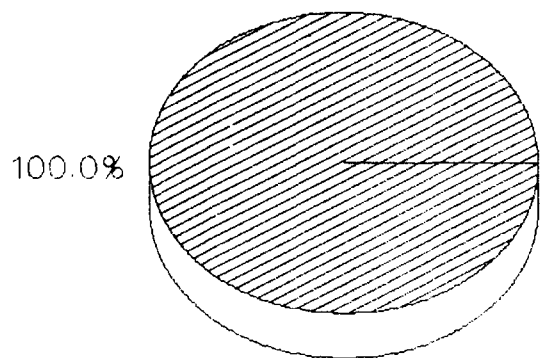
4. ACTION AREAS

COVERAGE	NIL
ENROLMENT/ ACHIEVEMENT	REST OF THE LEARNERS TO BE COVERED
P/L INITIATION, PARTICIPATION	ALL DISTRICTS

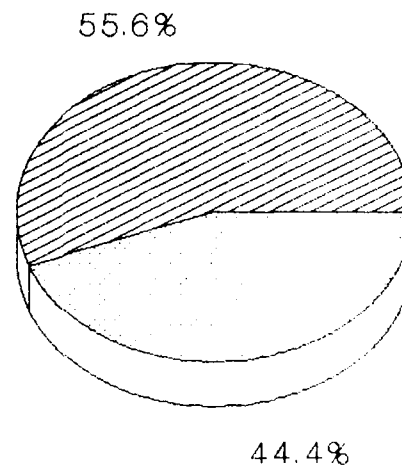
* Age group covered 15 to 45 and 5-60 in Ernakulam


COVERAGE AND ACHIEVEMENT IN LITERACY KERALA


COVERAGE
AGE GROUP 15-35 YEARS



ACHIEVEMENT



 ALREADY TAKEN UP
IN TLC/ALREADY ACHIEVED

 YET TO BE COVERED THROUGH
TLC/YET TO BE ACHIEVED

MADHYA PRADESH

Literacy Campaign Projects have been sanctioned in 28 districts in the State. There are 17 more districts to be covered under the literacy campaigns.

Literacy campaigns are now operational in Durg, Narsinghpur, Indore, Ujjain, Ratlam, Bilaspur, Raipur, Betul, Raigarh, Chhatarpur, Datia, Rajnandangaon, Bhind, Satna, Gwalior, Chindwara, Rewa, Dewas, Raisen, Jhabua, Panna, Shajapur, Sidhi, Tikamgarh, Khandwa, Vidisha, Sagar and Rajgarh.

Out of these five districts, namely, Narsinghpur, Durg, Bilaspur, Raipur and Raigarh are in the post literacy phase.

The districts of Indore and Betul need to take up post literacy projects soon.

Out of the literacy districts in Madhya Pradesh, the districts of Betul (61.01%), Narsinghpur (87.36%), Bilaspur (62.10%), Raigarh (68.59%), Raipur (60.07%) and Durg (78.97%) have done quite well. Indore district (43.18%) has also recently tightened up the programme. The districts which need to improve the programme substantially are Ratlam (10.22%), Ujjain (1.18%) among the old projects and Chhatarpur and Rajnandgaon among the newly sanctioned projects.

Under post literacy only Narsinghpur district has reported full enrolment but none of the five sanctioned post literacy projects is showing any participation in the programme.

REMARKS

1. The State of Madhya Pradesh is taking keen interest at the highest level in organising meetings of Collectors at the state level. This practice should continue.
2. New projects which come up before the EC, NLMA are not being properly drafted and presented before the EC. Guidance of the State Level Authorities is imparative in such cases.
3. The State Govt. should particularly support the programmes at Ujjain, Ratlam, Rajnandgaon and Chhatarpur and also the five sanctioned post literacy projects.
4. The State Government has to release an amount of Rs 4.62 crore towards projects already sanctioned.

 STATE | MADHYA PRADESH |

PARAMETER	TOTAL	MALE	FEMALE	SC			ST		
				M	F	T	M	F	T
POPULATION 7+(LAKHS)	530.90	275.61	255.29	39.84	36.23	76.07	60.85	59.84	120.69
LITERACY (%) 7+	44.20	58.42	28.85	50.51	18.11	35.08	32.16	10.73	21.54
ILLITERATES 7+(IN LAKHS)	296.25	114.60	181.65	19.71	29.66	49.37	41.28	53.42	94.70

State: MADHYA PRADESH

2. COVERAGE UNDER LITERACY PROGRAMMES

NO. OF DISTRICTS IN THE STATE	----- 45 -----	ILLITERATES (15-35) (ESTIMATED)	----- 97.62 LAKHS -----
-------------------------------	----------------------	------------------------------------	-------------------------------

DISTRICTS UNDER TLC	----- 28 -----	TARGET (COVERAGE) OF ILLITERATES	----- 17.42 LAKHS -----
---------------------	----------------------	-------------------------------------	-------------------------------

		PERCENTAGE	----- 17.84 % -----
--	--	------------	---------------------------

ENROLMENT IN LITERACY PROGRAMME	----- 16.03 LAKHS -----	ACHIEVEMENT	LEVEL-I	1.16 LAKHS
			LEVEL-II	0.55 "
			LEVEL-III	10.26 "
		(NEO-LITERATES)		-----

		PERCENTAGE	----- 58.91% -----
		(LEVEL-III)	

3. COVERAGE UNDER POST LITERACY CAMPAIGN (PLC) (IN LAKHS)

NO. OF NEO-LITERATES	----- 10.26 -----
----------------------	-------------------------

NO. OF NEO-LITERATES PROPOSED	----- 3.08 -----
-------------------------------	------------------------

ENROLLED (AS PROPOSED) UDER PLCs	----- 1.08 -----	PERCENTAGES	----- 35.06 -----
----------------------------------	------------------------	-------------	-------------------------

PARTICIPATION	----- 0.02 -----		----- 0.64 -----
---------------	------------------------	--	------------------------

4. ACTION AREAS

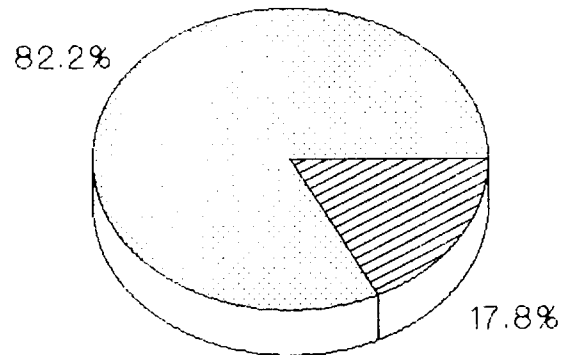
COVERAGE SEVENTEEN DISTRICTS TO BE TAKEN UP

ENROLMENT/ACHIEVEMENT CHHATARPUR, RATLAM, UJJAIN, RAJNANDANGAON

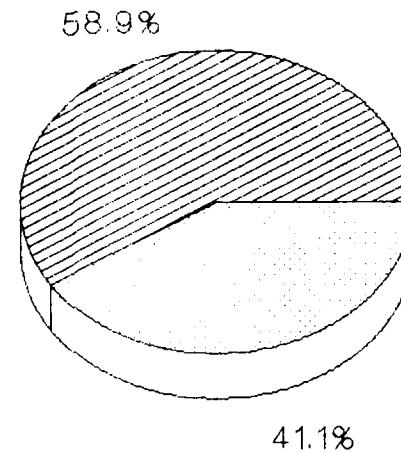
P/L INITIATION, PARTICIPATION BILASPUR, DURG, NARASINGIPUR

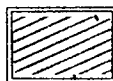
COVERAGE AND ACHIEVEMENT IN LITERACY MADHYA PRADESH


COVERAGE
AGE GROUP 15-35 YEARS



ACHIEVEMENT



 ALREADY TAKEN UP
IN TLC/ALREADY ACHIEVED

 YET TO BE COVERED THROUGH
TLC/YET TO BE ACHIEVED

MAHARASHTRA

Sixteen literacy projects and six post literacy projects have been taken up in Maharashtra. Projects under literacy phase are: Aurangabad, Ratnagiri, Parbaani, Sangli, Osmanabad, Beed, Amravati, Greater Bombay, Kolhapur and Yavatmal. Projects under post literacy phase are Sindhudurg, Wardha, Latur, Nanded, Pune (Rural) and Jalna.

Six projects have reported remarkable achievement under literacy phase. They are Pune (rural) (95.44%), Wardha (89.17%), Latur (80.44%), Nanded (63.70%), Sindhudurg (60%) and Jalna (57.84%). Only one district reported a moderate achievement i.e. Ratnagiri (48.05%).

Special attention at the state level is necessary in the case of Aurangabad, Parbani and Sangli projects.

The projects under the post literacy phase appear to be relatively better compared to other States. Against a proposed coverage of 6.75 lakh neoliterates, 4.58 lakh have been enrolled and 2.83 lakh were reportedly participating in the programme. Post literacy phase in Latur is affected due to earthquake. It may take 3-4 months to revamp the programme.

REMARKS

1. State level review meetings are being taken up at the Education Secretary level and the feedback is received from the State.
2. Projects in Latur and Osmanabad have suffered due to earthquake. State level assistance is necessary to revamp the programme in these districts as and when conditions are conducive.
3. External evaluation of Pune (Rural) has to be taken up.
4. Some of the districts like Aurangabad, Parbhani, Sangli and Beed are facing the problem of dropouts which needs to be checked.
5. The State Government has to release an amount of Rs. 3.36 crore for projects already sanctioned.

STATE | MAHARASTRA |

PARAMETER	TOTAL	MALE	FEMALE	SC			ST		
				M	F	T	M	F	T
POPULATION 7+(IN LAKHS)	654.33	338.87	315.46	36.70	34.54	71.24	29.79	28.74	58.53
LITERACY (%) 7+	64.87	76.56	52.32	70.45	41.59	56.46	49.09	24.03	36.79
ILLITERATES 7+(IN LAKHS)	229.85	79.43	150.42	10.84	20.18	31.02	15.16	21.83	36.99

State: MAHARASHTRA

2. COVERAGE UNDER LITERACY PROGRAMMES

NO. OF DISTRICTS IN THE STATE	30	ILLITERATES (15-35) (ESTIMATED)	69.86 LAKHS
-------------------------------	----	---------------------------------	-------------

DISTRICTS UNDER TLC	16	TARGET (COVERAGE) OF ILLITERATES	33.01 LAKHS
---------------------	----	----------------------------------	-------------

PERCENTAGE	47.25 %
------------	---------

ENROLMENT IN LITERACY PROGRAMME	27.49 LAKHS	ACHIEVEMENT LEVEL-I	3.40 LAKHS
		LEVEL-II	2.67 "
		LEVEL-III	11.65 "
		(NEO-LITERATES)	

PERCENTAGE	35.29%
(LEVEL-III)	

3. COVERAGE UNDER POST LITERACY CAMPAIGN (PLC) (IN LAKHS)

NO. OF NEO-LITERATES	11.65
----------------------	-------

NO. OF NEO-LITERATES PROPOSED	6.75
-------------------------------	------

ENROLLED (AS PROPOSED) UNDER PLCs	4.58	PERCENTAGES	67.85
-----------------------------------	------	-------------	-------

PARTICIPATION	2.83	41.92
---------------	------	-------

4. ACTION AREAS

COVERAGE FOURTEEN DISTRICTS TO BE COVERED

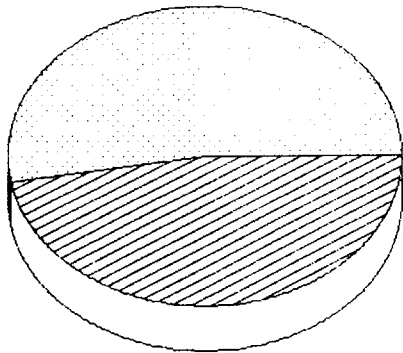
ENROLMENT/
ACHIEVEMENT AURANGABAD, PARBANI, RATNAGIRI

P/L INITIATION,
PARTICIPATION NANDED, LATUR, SINDHUDURG

COVERAGE AND ACHIEVEMENT IN LITERACY MAHARASTRA

COVERAGE
AGE GROUP 15-35 YEARS

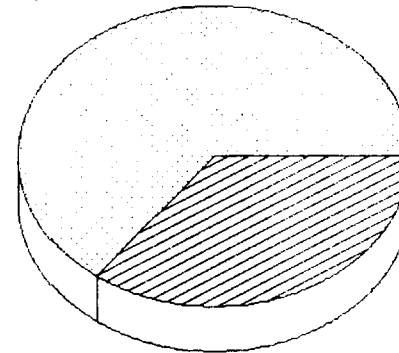
52.7%



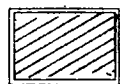
47.3%

ACHIEVEMENT

64.7%



35.3%



ALREADY TAKEN UP
IN TLC/ALREADY ACHIEVED



YET TO BE COVERED THROUGH
TLC/YET TO BE ACHIEVED

ORISSA

The State of Orissa has taken up twelve TLC projects in the districts of Bolangir, Dhenkanal, Ganjam, Keonjhar, Kaiahandi, Sundargarh, Rourkela, Malkangiri, Koraput, Gajapati, Sambalpur and Nayagarh. Of these projects, three districts namely, Ganjam, Sundergarh and Rourkela City have been sanctioned post literacy projects. Other districts are in the literacy phase.

The level of achievement of the projects in Sundergarh is (47.66%), Ganjam (45.78%), Rourkela (41.94%), Dhenkanal (28.09%), Keonjhar (13.23%) and Kaiahandi (2.14%).

Under the post literacy projects, as against the target of 9.36 lakh neo- literates, 4.15 lakh were enrolled out of whom 2.66 lakh were participating in the post literacy programme. It shows that the progress of the post literacy projects is slow and needs to be improved considerably.

REMARKS

1. Some State level review meetings have been held earlier. The progress of the projects need to be reviewed at the State level and district level through regular periodic meetings and visits by the officials.
2. The performance of some of the projects in the State of Orissa needs to be stepped up. The districts having post literacy projects also need to ensure the coverage of all those learners who could not attain desirable level of literacy during the literacy phase.
3. The districts of Sundergarh, Ganjam and Rourkela City need to take immediate follow up action on the findings and recommendations of the evaluation done in respect of their projects.
4. The State Government has to release an amount of Rs. 5.35 crore for ongoing projects.

STATE

ORISSA

PARAMETER	TOTAL	MALE	FEMALE	SC			ST		
				M	F	T	M	F	T
POPULATION 7+(IN LAKHS)	263.12	133.45	129.67	21.31	20.79	42.10	28.49	28.56	57.05
LITERACY (%) 7+	49.09	63.09	34.68	52.42	20.74	36.78	34.44	10.21	22.31
ILLITERATES 7+(IN LAKHS)	133.97	49.26	84.71	10.14	16.48	26.62	18.68	25.65	44.33

State: ORISSA

2. COVERAGE UNDER LITERACY PROGRAMMES

NO. OF DISTRICTS IN THE STATE	13	ILLITERATES (15-35) (ESTIMATED)	44.27 LAKHS
DISTRICTS UNDER TLC	11	TARGET (COVERAGE) OF ILLITERATES	33.20 LAKHS
		PERCENTAGE	74.99 %
ENROLMENT IN LITERACY PROGRAMME	18.69 LAKHS	ACHIEVEMENT	
		LEVEL-I	2.51 LAKHS
		LEVEL-II	3.16 "
		LEVEL-III	6.75 "
		(NEO-LITERATES)	
		PERCENTAGE (LEVEL-III)	20.32

3. COVERAGE UNDER POST LITERACY CAMPAIGN (PLC) (IN LAKHS)

NO. OF NEO-LITERATES	6.75	
NO. OF NEO-LITERATES PROPOSED (ANAMOLY IN GANJAM)	9.36	
		PERCENTAGES
ENROLLED (AS PROPOSED) UNDER PLCs	4.15	44.33
PARTICIPATION	2.66	28.41

4. ACTION AREAS

COVERAGE REST OF THE DISTRICTS TO BE TAKEN UP

ENROLMENT BOLANGIR, GANJAM, KEONJHAR, KALAHANDI

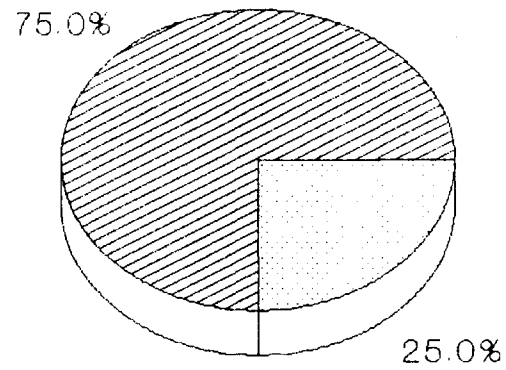
ACHIEVEMENT

P/L INITIATION, GANJAM, ROURKELA, SUNDARGARH

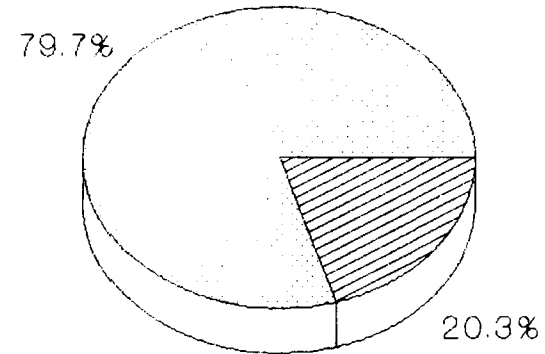
PARTICIPATION


COVERAGE AND ACHIEVEMENT IN LITERACY ORISSA


COVERAGE
AGE GROUP 15-35 YEARS



ACHIEVEMENT



 ALREADY TAKEN UP
IN TLC/ALREADY ACHIEVED

 YET TO BE COVERED THROUGH
TLC/YET TO BE ACHIEVED

PONDICHERRY

One Literacy Project was taken up in Pondicherry during 1989. The target was 1.01 lakhs, out of whom 0.90 lakh learners were enrolled and 0.51 lakh learners reportedly achieved NLM norm which means 50.88% achievements. The whole of UT was declared as totally literate in 1991.

A post literacy project was sanctioned in 1991. The current scenario under post literacy phase is far from satisfactory.

REMARKS

1. This project had a remarkable success under the literacy phase and was awarded Unesco award for Literacy.
2. The project suffered under post literacy phase mainly due to loss of confidence and support from various political parties and due to lack of official commitment.
3. There is hardly any flow of information from this project and it has become totally inactive.
4. Action at the state level is necessary to revive the project and to avoid the neo-literates from relapsing into illiteracy.

STATE | PONDICHERY

PARAMETER	TOTAL	MALE	FEMALE	SC			ST		
				M	F	T	M	F	T
POPULATION 7+(IN LAKHS)	6.98	3.52	3.46	0.55	0.55	1.10	-	-	-
LITERACY (%) 7+	74.74	83.68	65.63	66.10	46.28	56.26	-	-	-
ILLITERATES 7+(IN LAKHS)	1.76	0.57	1.19	0.19	0.29	0.48	-	-	-

State: PONDICHERRY

2. COVERAGE UNDER LITERACY PROGRAMMES

NO. OF DISTRICTS IN THE STATE	4	ILLITERATES (15-35) (ESTIMATED)	0.55 LAKHS
DISTRICTS UNDER TLC	4	TARGET (COVERAGE) OF ILLITERATES *	1.01 LAKHS
		PERCENTAGE	183.63
ENROLMENT IN LITERACY PROGRAMME	0.91 LAKHS	ACHIEVEMENT LEVEL-I LEVEL-II LEVEL-III (NEO-LITERATES)	0.16 LAKHS NIL 0.51 LAKHS
		PERCENTAGE (LEVEL-III)	50.88%

3. COVERAGE UNDER POST LITERACY CAMPAIGN (PLC) (IN LAKHS)

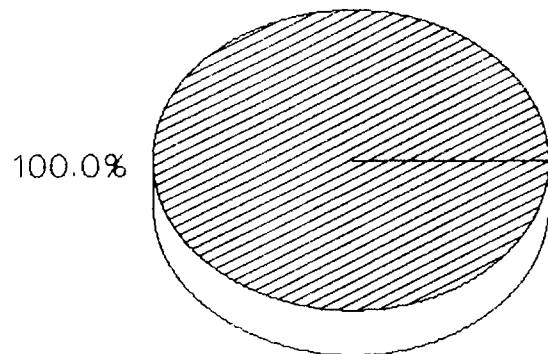
NO. OF NEO-LITERATES	0.51	
NO. OF NEO-LITERATES PROPOSED	-	
ENROLLED (AS PROPOSED) UNDER PLCs	-	PERCENTAGES -
PARTICIPATION	-	-

4. ACTION AREAS

COVERAGE	NIL
ENROLMENT/ACHIEVEMENT	REST OF THE LEARNERS TO BE COVERED
P/L INITIATION, PARTICIPATION	POST LITERACY PROJECT NEEDS TO BE REVAMPED

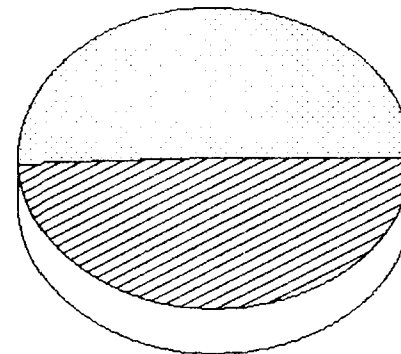
COVERAGE AND ACHIEVEMENT IN LITERACY PONDICERRY

COVERAGE
AGE GROUP 15-35 YEARS

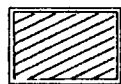


ACHIEVEMENT

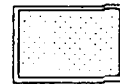
50.5%



49.5%



ALREADY TAKEN UP
IN TLC/ALREADY ACHIEVED



YET TO BE COVERED THROUGH
TLC/YET TO BE ACHIEVED

PUNJAB

One Literacy Project was taken up in Punjab under BGVS, a voluntary organisation. This project was taken up in October 1991 to cover 2.50 lakh learners in the 15-45 age group in the seven blocks of six districts, namely, Faridkot, Firozpur, Ludhiana, Jalandhar, Ropar and Hoshiarpur.

The pace and progress of this project is far from satisfactory. The project has completed more than two years without any achievement for book III.

REMARKS

1. State level review meetings at the level of Chief Secretary will have to be initiated to bring about a qualitative improvement in the project and also to take up literacy projects in other districts.
2. The pace and progress of this project needs to be enhanced and regular reporting ensured.

STATE | PUNJAB |

PARAMETER	TOTAL	MALE	FEMALE	SC			ST		
				M	F	T	M	F	T
POPULATION 7+(IN LAKHS)	169.76	90.15	79.61	24.95	21.66	46.61	-	-	-
LITERACY (%) 7+	58.51	65.66	50.41	49.82	31.03	41.09	-	-	-
ILLITERATES 7+(IN LAKHS)	70.43	30.95	39.48	12.52	14.94	27.46	-	-	-

State: PUNJAB

2. COVERAGE UNDER LITERACY PROGRAMMES

NO. OF DISTRICTS IN THE STATE	12	ILLITERATES (15-35) (ESTIMATED)	20.74 LAKHS
DISTRICTS UNDER TLC	6 (PARTLY)	TARGET (COVERAGE) OF ILLITERATES	1.60 LAKHS
		PERCENTAGE	6.73 %
ENROLMENT IN LITERACY PROGRAMME	0.40 LAKHS	ACHIEVEMENT LEVEL-I LEVEL-II LEVEL-III (NEO-LITERATES)	- - -
		PERCENTAGE (LEVEL-III)	-

3. COVERAGE UNDER POST LITERACY CAMPAIGN (PLC) (IN LAKHS)

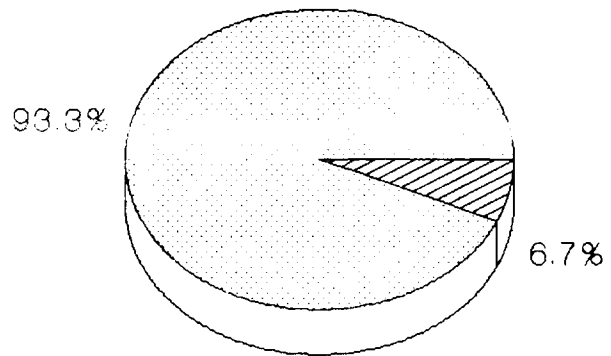
NO. OF NEO-LITERATES	-	
NO. OF NEO-LITERATES PROPOSED	-	
ENROLLED (AS PROPOSED) UNDER PLCs	-	PERCENTAGES -
PARTICIPATION	-	-

4. ACTION AREAS

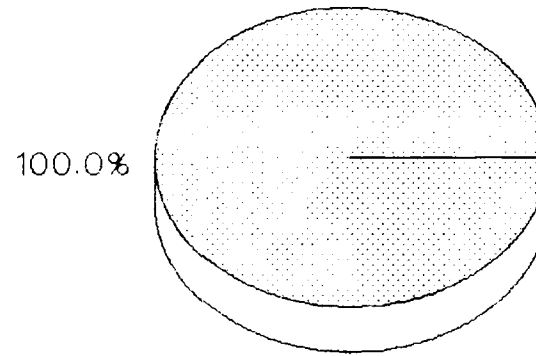
COVERAGE	SIX DISTRICTS TO BE COVERED FULLY AND SIX PARTLY
ENROLMENT/ ACHIEVEMENT	NEED TO BE ENHANCED
P/L INITIATION, PARTICIPATION	NIL

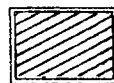
COVERAGE AND ACHIEVEMENT IN LITERACY PUNJAB


COVERAGE
AGE GROUP 15-35 YEARS



ACHIEVEMENT



 ALREADY TAKEN UP
IN TLC/ALREADY ACHIEVED

 YET TO BE COVERED THROUGH
TLC/YET TO BE ACHIEVED

RAJASTHAN

The State of Rajasthan has taken up eight literacy projects in the districts of Ajmer, Dungarpur, Sikar, Bharatpur, Pali, Baran, Tonk and Alwar. The literacy campaign in Ajmer was taken by the State Govt. with its own resources which has since been concluded.

Post literacy projects are being implemented in the districts of Ajmer and Dungarpur.

The achievement level of literacy campaign in Ajmer was 84.01%, Dungarpur 65.17% and Bharatpur 33.53%.

The projects in Ajmer and Dungarpur have achieved commendable progress. The progress in other districts is slow. Special attention needs to be paid to the projects in Sikar and Bharatpur. The remaining districts are comparatively new but their pace and progress needs to be accelerated.

The post literacy project in Dungarpur is still in the initial stage and needs to be activated. Regarding Ajmer, as against a total of 3.42 lakh neo-literates, 2.97 lakh were reported to be enrolled, out of which 0.34 lakh were attending post literacy programme.

REMARKS

1. The State Govt. has been organising regular review of literacy campaigns which should be kept up.
2. Immediate action needs to be taken for accelerating the pace of the post literacy projects in Dungarpur and Ajmer districts.
3. A system of monitoring through reports and visits from the State level needs to be developed for more effective implementation of the projects.
4. The State Government has to release Rs 3.00 crore as State share.

STATE | RAJASTHAN |

PARAMETER	TOTAL	MALE	FEMALE	SC			ST		
				M	F	T	M	F	T
POPULATION 7+(IN LAKHS)	351.46	184.20	167.26	31.42	28.11	59.53	22.39	20.65	43.04
LITERACY (%) 7+	38.55	54.99	20.44	42.38	8.31	26.29	33.29	4.42	19.44
ILLITERATES 7+(IN LAKHS)	215.97	82.90	133.07	18.10	25.78	43.88	14.93	19.74	34.67

State: RAJASTHAN

2. COVERAGE UNDER LITERACY PROGRAMMES

NO. OF DISTRICTS IN THE STATE	27	ILLITERATES (15-35) (ESTIMATED)	74.03 LAKHS
-------------------------------	----	---------------------------------	-------------

DISTRICTS UNDER TLC	8	TARGET (COVERAGE) OF ILLITERATES	16.10 LAKHS
---------------------	---	----------------------------------	-------------

PERCENTAGE	21.74 %
------------	---------

ENROLMENT IN LITERACY PROGRAMME	11.83 LAKHS	ACHIEVEMENT LEVEL-I	0.82 LAKHS
		LEVEL-II	0.18 "
		LEVEL-III	5.73 "
		(NEO-LITERATES)	

PERCENTAGE (LEVEL-III)	35.58%
------------------------	--------

3. COVERAGE UNDER POST LITERACY CAMPAIGN (PLC) (IN LAKHS)

NO. OF NEO-LITERATES	5.73
----------------------	------

NO. OF NEO-LITERATES PROPOSED	3.42
-------------------------------	------

ENROLLED (AS PROPOSED) UDER PLCs	2.97	PERCENTAGES	86.84%
----------------------------------	------	-------------	--------

PARTICIPATION	0.34	PERCENTAGES	9.94%
---------------	------	-------------	-------

4. ACTION AREAS

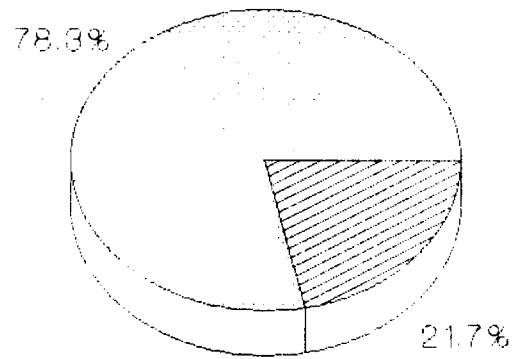
COVERAGE TWENTY DISTRICTS ARE TO BE COVERED

ENROLMENT/ACHIEVEMENT BHARATPUR, SIKAR

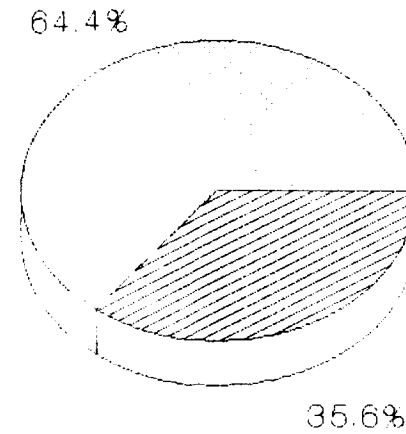
P/L INITIATION, PARTICIPATION AJMER, DUNGARPUR


COVERAGE AND ACHIEVEMENT IN LITERACY RAJASTHAN


COVERAGE
AGE GROUP 15-35 YEARS



ACHIEVEMENT



 ALREADY TAKEN UP
IN TLC/ALREADY ACHIEVED

 YET TO BE COVERED THROUGH
TLC/YET TO BE ACHIEVED

TAMIL NADU

Seventeen literacy projects and eight post literacy projects have been sanctioned to Tamil Nadu. Projects under literacy phase are: Coimbatore, Nagapattinam, Dindigul Anna, Periyar, Salem, South Arcot, S. Tiruvannamalai, Dharmapuri and Tiruchirapalli. The projects under post literacy phase are: Kamarajar, PMT Sivaganga, Pudukottai, Kanyakumari, Madurai, North Arcot Ambedkar, T.Kattabomman, and Ramanathpuram.

Eight districts have reported remarkable achievement under literacy phase. They are: Ramanathpuram (91.12%), Kanyakumari (88.80%), Kamarajar (87.46%), T.Kattabomman (78.56%), PMT Sivaganga (77.93%), Madurai (62.34%), Pudukottai (61.15%) and North Arcot (59.54%).

Districts needing special attention are Coimbatore, Nagapattinam, Dindigul Anna and Periyar which are not showing any achievement at present.

Under the post literacy phase, progress does not appear to be satisfactory. Against 15 lakh proposed neoliterates, 10.27 lakh have been enrolled and only 7.93 lakh are participating in the programme. Projects in North Arcot Ambedkar and Kamarajar have reported very poor enrolment. The progress of Madurai, Ramanathpuram and T.Kattabomman districts needs to be strengthened.

REMARKS

1. The overall status of this State is commendable.
2. State level review meetings under the chairmanship of the Chief Secretary need to be held regularly to bring about qualitative improvement. The post literacy scenario needs further improvement.
3. Action is required from the State level in the case of Coimbatore, Nagapattinam, Periyar and Dindigul Anna.
4. The State Government has to release Rs 6.37 crore as State share.

 STATE | TAMIL NADU |

PARAMETER	TOTAL	MALE	FEMALE	SC			ST		
				M	F	T	M	F	T
POPULATION 7+(IN LAKHS)	484.11	244.76	239.35	45.67	44.80	90.47	24.51	23.55	48.06
LITERACY (%) 7+	62.66	73.75	51.33	58.36	34.89	46.74	35.25	20.23	27.89
ILLITERATES 7+(IN LAKHS)	180.75	64.26	116.49	19.01	29.17	48.18	15.87	18.78	34.65

State: TAMIL NADU

2. COVERAGE UNDER LITERACY PROGRAMMES

NO. OF DISTRICTS IN THE STATE	----- 21 -----	ILLITERATES (15-35) (ESTIMATED)	----- 58.71 LAKHS -----
-------------------------------	--------------------------	------------------------------------	-----------------------------------

DISTRICTS UNDER TLC	----- 17 -----	TARGET (COVERAGE) OF ILLITERATES	----- 33.51 LAKHS -----
---------------------	--------------------------	-------------------------------------	-----------------------------------

		PERCENTAGE	----- 56.46% -----
--	--	------------	------------------------------

ENROLMENT IN LITERACY PROGRAMME	----- 27.19 LAKHS -----	ACHIEVEMENT	LEVEL-I	2.23 LAKHS
			LEVEL-II	4.14 LAKHS
			LEVEL-III	14.54 LAKHS
		(NEO-LITERATES)		-----

		PERCENTAGE	----- 43.38% -----
		(LEVEL-III)	

3. COVERAGE UNDER POST LITERACY CAMPAIGN (PLC) (IN LAKHS)

NO. OF NEO-LITERATES	----- 14.54 -----
----------------------	-----------------------------

NO. OF NEO-LITERATES PROPOSED	----- 15.00 -----
-------------------------------	-----------------------------

ENROLLED (AS PROPOSED) UDER PLCs	----- 10.27 -----	PERCENTAGES	----- 68.46 -----
-------------------------------------	-----------------------------	-------------	-----------------------------

PARTICIPATION	----- 7.93 -----		----- 52.86 -----
---------------	----------------------------	--	-----------------------------

4. ACTION AREAS

COVERAGE NILGIRI, MADRAS, CHIDAMBARAM, CHENGAL ANNA.

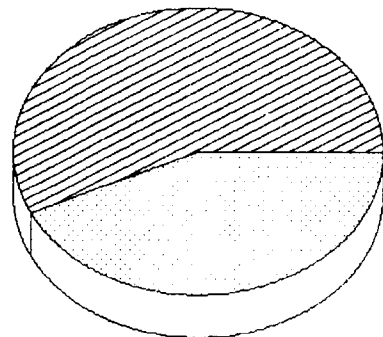
ENROLMENT/
ACHIEVEMENT COIMBATORE, NAGAPATTINAM, PERIYAR, DINDIGAL, ANNA.

P/L INITIATION, MADURAI, RAMANATHAPURAM, NORTH ARCOT.
PARTICIPATION KAMARAJAR, PUDUKOTTAI.

COVERAGE AND ACHIEVEMENT IN LITERACY TAMIL NADU

COVERAGE
AGE GROUP 15-35 YEARS

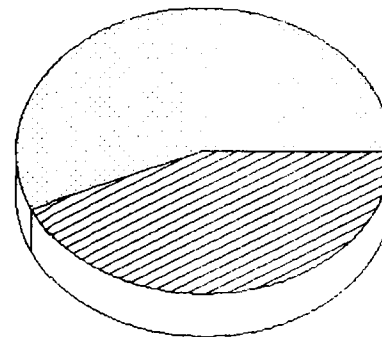
57.1%



42.9%

ACHIEVEMENT

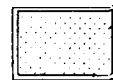
56.6%



43.4%



ALREADY TAKEN UP
IN TLC/ALREADY ACHIEVED



YET TO BE COVERED THROUGH
TLC/YET TO BE ACHIEVED

TRIPURA

One Literacy Project has been taken up in Tripura in November 1993 which is being implemented in North Tripura district. The proposed target is 1.00 lakh in 9-45 age group. This project is in its initial stage.

REMARKS

1. State level review meetings will have to be initiated at the Chief Secretary's level to assess the progress of ongoing project and to plan for rest of the areas.
2. Regular reporting from the ongoing project to be ensured.

STATE | TRIPURA |

PARAMETER	TOTAL	MALE	FEMALE	SC			ST		
				M	F	T	M	F	T
POPULATION 7+(IN LAKHS)	22.60	11.65	10.95	1.86	1.76	3.62	3.47	3.34	6.81
LITERACY (%) 7+	60.44	70.58	49.65	67.25	45.45	56.66	52.88	27.34	40.37
ILLITERATES +7(IN LAKHS)	8.93	3.42	5.51	0.61	0.96	1.57	1.64	2.42	40.66

State: TRIPURA

2. COVERAGE UNDER LITERACY PROGRAMMES

NO. OF DISTRICTS IN THE STATE	----- 3 -----	ILLITERATES (15-35) (ESTIMATED)	----- 3.07 LAKHS -----
-------------------------------	-------------------------	------------------------------------	----------------------------------

DISTRICTS UNDER TLC	----- 1 -----	TARGET (COVERAGE) OF ILLITERATES	----- - -----
---------------------	-------------------------	-------------------------------------	-------------------------

PERCENTAGE			----- -----
------------	--	--	-----------------------

ENROLMENT IN LITERACY PROGRAMME	----- - -----	ACHIEVEMENT	----- - -----
		LEVEL-I	----- - -----
		LEVEL-II	----- - -----
		LEVEL-III	----- - -----
		(NEO-LITERATES)	----- - -----

PERCENTAGE			----- - -----
		(LEVEL-III)	----- - -----

3. COVERAGE UNDER POST LITERACY CAMPAIGN (PLC) (IN LAKHS)

NO. OF NEO-LITERATES	----- - -----
----------------------	-------------------------

NO. OF NEO-LITERATES PROPOSED	----- - -----
-------------------------------	-------------------------

ENROLLED (AS PROPOSED) UNDER PLCs	----- - -----		PERCENTAGES ----- - -----
-----------------------------------	-------------------------	--	--

PARTICIPATION	----- - -----		----- - -----
---------------	-------------------------	--	-------------------------

4. ACTION AREAS

	WEST TRIPURA, SOUTH TRIPURA
COVERAGE	
ENROLMENT / ACHIVEMENT	AWAITED
P/L INITIATION, PARTICIPATION	NIL

UTTAR PRADESH

The State of Uttar Pradesh has taken up 31 TLC projects in the districts of Fatehpur, Chamoli, Almora, Agra, Dehradun, Ghaziabad, Moradabad, Bareilly, Kanpur Dehat, Bijnor, Azamgarh, Jalaun, Mau, Jaunpur, Faizabad, Farrukhabad, Lakhimpur Kheri, Bahraich, Lalitpur, Pratapgarh, Deoria, Mirzapur, Sultanpur, Ghazipur, Pithoragarh, Tehri Garhwal, Uttar Kashi, Hamirpur, Barabanki, Rae Bareli and Meerut (under revision). All the projects are in the literacy phase. Out of these, the achievement of the project in Agra is (51.63%). The level of achievement in Almora is (2.56%), Chamoli (2.34%), Fatehpur (0.07%).

The districts which need to be paid special attention are Fatehpur, Chamoli, Almora, Dehradun, Ghaziabad, Moradabad, Bareilly, Kanpur Dehat and Bijnor. Special attention also needs to be paid in the remaining districts which are comparatively new and are in the initial stages.

The situation with regard to the progress of all the projects is grim as none of the districts have so far completed the literacy phase except Agra which has a substantial achievement.

REMARKS

1. The progress of new and old projects needs to be monitored and critically reviewed periodically at the State level. One such review meeting was held recently by the Chief Secretary of Uttar Pradesh.
2. Regular visits to the projects may be paid by the State and district level officials for improving the pace and progress of the campaigns.
3. Although, Agra, Chamoli and Almora had shown some promise of turning out to be good TLC districts, their progress has not been upto expectations.
4. While there is regular monitoring of 20-point programme by the State Government and Divisional Commissioner there is no such review of TLC's.
5. The frequent transfers of district mission leaders is one of the disturbing factors.
6. The State Government has to release Rs 14.00 crore against already sanctioned projects.

STATE | UTTAR PRADESH |

PARAMETER	TOTAL	MALE	FEMALE	SC			ST		
				M	F	T	M	F	T
POPULATION 7+(IN LAKHS)	1109.13	594.09	515.04	123.38	106.41	229.80	1.20	1.08	2.00
LITERACY (%) 7+	41.60	55.73	25.31	40.80	10.69	26.85	49.95	19.86	35.00
ILLITERATES 7+(IN LAKHS)	647.69	262.98	384.71	73.05	95.04	168.09	0.60	0.87	1.00

State: UTTAR PRADESH

2. COVERAGE UNDER LITERACY PROGRAMMES

NO. OF DISTRICTS IN THE STATE	63	ILLITERATES (15-35) (ESTIMATED)	206.68 LAKHS
-------------------------------	----	---------------------------------	--------------

DISTRICTS UNDER TLC	31	TARGET (COVERAGE) OF ILLITERATES	33.61 LAKHS
---------------------	----	----------------------------------	-------------

PERCENTAGE	16.27 %
------------	---------

ENROLMENT IN LITERACY PROGRAMME	16.94 LAKHS	ACHIEVEMENT	LEVEL-I	1.54 LAKHS
			LEVEL-II	2.05 "
			LEVEL-III	2.26 "
			(NEO LITERATES)	

PERCENTAGE (LEVEL-III)	6.72
------------------------	------

3. COVERAGE UNDER POST LITERACY CAMPAIGN (PLC) (IN LAKHS)

NO. OF NEO-LITERATES	2.26
----------------------	------

NO. OF NEO-LITERATES PROPOSED	-
-------------------------------	---

ENROLLED (AS PROPOSED) UDER PLCs	-	PERCENTAGES	-
----------------------------------	---	-------------	---

PARTICIPATION	-	-
---------------	---	---

4. ACTION AREAS

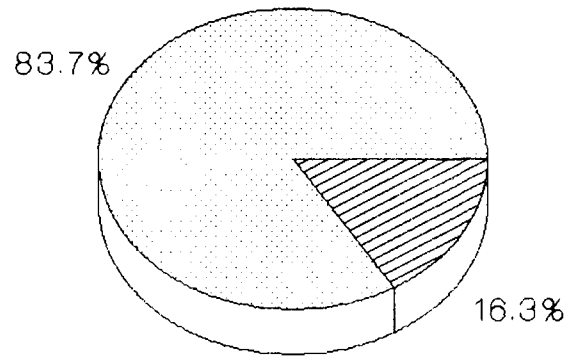
COVERAGE THIRTY TWO DISTRICTS TO BE COVERED

ENROLMENT/ACHIEVEMENT BAREILLY, CHAMOLI, DEHRADUN, FAZEHPUR, GAZIABAD, MORADABAD, KANPUR DEHAT, BIJNOR

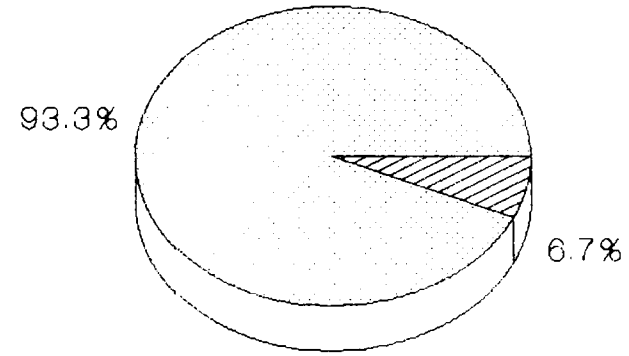
P/L INITIATION, PARTICIPATION NIL


COVERAGE AND ACHIEVEMENT IN LITERACY UTTAR PRADESH


COVERAGE
AGE GROUP 15-35 YEARS



ACHIEVEMENT



 ALREADY TAKEN UP
IN TLC/ALREADY ACHIEVED

 YET TO BE COVERED THROUGH
TLC/YET TO BE ACHIEVED

WEST BENGAL

West Bengal has taken up 14 TLC Projects out of which 7 are in the post literacy phase. Projects under the literacy phase are Howrah, South 24 Parganas, Murshidabad, Nadia, Purlia, Malda, and Jalpalguri. Projects under the post literacy phase are Midnapur, Birbhum, Hooghly, Cooch Bihar, Burdwan, Bankura and North 24 Parganas.

Out of the literacy projects sanctioned to West Bengal, Bankura (73.03%), Birbhum (83.25%), Burdwan (87.47%), Cooch Bihar (54.98%), Hooghly (71.36%), Midnapur (52.10%), North 24 Parganas (62.20%), have shown commendable results. The districts of Howrah and South 24 Parganas have not been able to mobilise substantial number of learners and volunteers for the programme. Murshidabad has, of late, shown remarkable improvement in performance.

Out of the projects in the post literacy phase only Burdwan has shown substantial participation of neo-literate. Other districts are either not reporting enrolment and participation or are lagging behind.

REMARKS

1. The State Govt. of West Bengal has not been able to institutionalise a State level Review-cum-Monitoring mechanism at the administrative level though political commitment and priority for literacy programmes is very high.
2. Districts in State of West Bengal made a good beginning and took a lead in literacy campaigns compared to other States. Of late, however, it is seen that except for the District of Burdwan, the efforts in the post literacy phase are not, by and large, commensurate with the achievement in the literacy phase.
3. Although nearly 48% is the overall achievement in the literacy phase, only 8.2% are participating in the post literacy phase.
4. The release of funds as State Govt. share is pending in the case of a number of districts in West Bengal.
5. The newly sanctioned districts particularly Nadia, Purlia, Malda and Howrah and South 24 Parganas among old projects need to be put in much more effort.
6. The State Government has to release an amount of Rs. 14.00 crore as State share.

STATE

WEST BENGAL

PARAMETER	TOTAL	MALE	FEMALE	SC			ST		
				M	F	T	M	F	T
POPULATION 7+(IN LAKHS)	565.15	296.31	268.84	67.84	62.71	130.55	15.65	15.02	30.67
LITERACY (%) 7+	57.70	67.81	46.56	54.55	28.87	42.21	40.07	14.98	27.78
ILLITERATES 7+(IN LAKHS)	239.07	95.40	143.67	30.83	44.61	75.44	9.38	12.77	22.15

State: WEST BENGAL

2. COVERAGE UNDER LITERACY PROGRAMMES

NO. OF DISTRICTS IN THE STATE	17	ILLITERATES (15-35) (ESTIMATED)	84.67 LAKHS						
DISTRICTS UNDER TLC	14	TARGET (COVERAGE) OF ILLITERATES *	101.64 LAKHS						
		PERCENTAGE	120.04%						
ENROLMENT IN LITERACY PROGRAMME	73.45 LAKHS	ACHIEVEMENT	<table border="1" style="margin-left: 20px;"> <tr> <td>LEVEL-I</td> <td style="text-align: center;">16.36 LAKHS</td> </tr> <tr> <td>LEVEL-II</td> <td style="text-align: center;">- "</td> </tr> <tr> <td>LEVEL-III</td> <td style="text-align: center;">48.99 "</td> </tr> </table>	LEVEL-I	16.36 LAKHS	LEVEL-II	- "	LEVEL-III	48.99 "
LEVEL-I	16.36 LAKHS								
LEVEL-II	- "								
LEVEL-III	48.99 "								
		(NEO-LITERATES)							
		PERCENTAGE (LEVEL-III)	48.20						

3. COVERAGE UNDER POST LITERACY CAMPAIGN (PLC) (IN LAKHS)

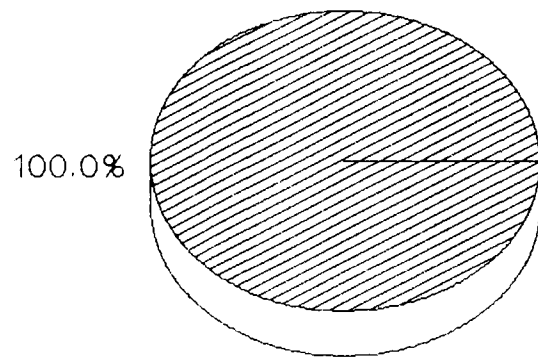
NO. OF NEO-LITERATES	48.99	
NO. OF NEO-LITERATES PROPOSED	30.51	
ENROLLED (AS PROPOSED) UDER PLCs	10.88	PERCENTAGES 35.66
PARTICIPATION	2.51	8.22

4. ACTION AREAS

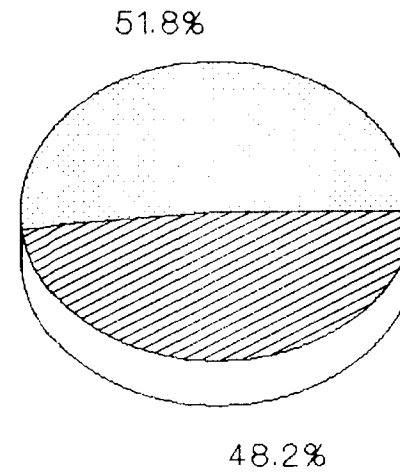
COVERAGE	DARJILING, WEST DINAJPUR, CALCUTTA
ENROLMENT/ ACHIEVEMENT	HOWRAH, MURSHIDABAD, SOUTH 24 PARGANAS, MALDA NADIA, PURLIA
P/L INITIATION, PARTICIPATION	HOOGHLY, BANKURA, MIDNAPORE, SIBRHUM, COOCH BEHAR, NORTH 24 PARGANAS.


COVERAGE AND ACHIEVEMENT IN LITERACY WEST BENGAL


COVERAGE
AGE GROUP 15-35 YEARS



ACHIEVEMENT



 ALREADY TAKEN UP
IN TLC/ALREADY ACHIEVED

 YET TO BE COVERED THROUGH
TLC/YET TO BE ACHIEVED



Handwritten signature and date:
D. F. 944
24.02.94