

Himachal Pradesh Administration



SECOND FIVE YEAR PLAN

PROGRESS REPORT

FOR

1958-59

ISSUED BY THE
DIRECTORATE OF ECONOMICS AND STATISTICS,
HIMACHAL PRADESH ADMINISTRATION, SIMLA.

**SECOND
FIVE YEAR PLAN**


PROGRESS REPORT

FOR

1958—59

10D-25
PD
307.1410952452
1111A. 5, 1958

10D-25
PD-2
1958-57



1HA(E & S) 2
S/11/1/100
58

CONTENTS

<i>Chapter</i>	<i>Page</i>
INTRODUCTION	
I. SECOND FIVE YEAR PLAN AND REVIEW OF PROGRESS MADE DURING 1958-59	1
II. AGRICULTURE AND RURAL DEVELOPMENT	11
(1) Agriculture	11
(2) Minor Irrigation	16
(3) Animal Husbandry	17
(4) Forests	20
(5) Fisheries	23
(6) Co-operation	24
(7) Village Panchayats	25
(8) Consolidation of Holdings	27
III. COMMUNITY DEVELOPMENT AND NATIONAL EXTENSION SERVICE	28
IV. POWER PROJECTS	32
V. INDUSTRIES (VILLAGE AND SMALL-SCALE)	33
VI. ROADS AND ROAD TRANSPORT	36
(1) Roads	36
(2) Road Transport	36
VII. SOCIAL SERVICES	38
(1) Education	38
(2) Medical and Public Health	41
(3) Drinking Water Supply	48
(4) Housing	50
(5) Welfare of Backward Classes	50
(6) Social Welfare	59
(7) Labour and Labour Welfare	59
VIII. MISCELLANEOUS	61
(1) Plan Publicity	61
(2) Statistics	63
(3) Local Bodies	64
APPENDICES	
I. ALLOTMENT AND EXPENDITURE UNDER FIRST AND SECOND FIVE YEAR PLANS	66
COMPARATIVE EXPENDITURE DURING 1956-57, 1957-58 AND 1958-59	68
III. DISTRIBUTION OF ALLOCATION AND EXPENDITURE BETWEEN REVENUE, CAPITAL AND LOANS 1958-59	72
IV. ALLOTMENT AND EXPENDITURE UNDER THE PLAN SCHEMES	74
V. PHYSICAL TARGETS AND ACHIEVEMENTS UNDER THE PLAN SCHEMES	102

(ii)

INTRODUCTION

The present volume, which is the third in the series of yearly reviews, embodies factual details about the progress of the Second Five Year Plan during its third year i. e. 1958-59. The review, as usual, seeks to present a balanced account of achievements, both in financial and physical terms, vis-a-vis the targets laid down for the year. For ensuring comparability, the report follows the same pattern as that for the previous years.

The Directorate of Economics and Statistics gratefully acknowledges the willing co-operation and encouragement that it continued to receive from the Planning and Development Department of the Administration in bringing out this review.

The report has been prepared under the supervision of Shri M. L. Sudan, Statistician. Acknowledgement is also made of the assistance rendered by Sarvshri K. C. Suri (Statistical Assistant) and M. L. Kapur (Investigator) in the analysis of data and drafting of the report.

K. N. VALL,
*Director of Economics and Statistics,
Himachal Pradesh.*

CHAPTER I
SECOND FIVE YEAR PLAN
AND
REVIEW OF PROGRESS MADE DURING 1958-59

The total outlay (revised*) in the Second Five Year Plan of Himachal Pradesh is of the order of Rs. 1571.40 lakhs. In view of the Pradesh being a hilly terrain with under-developed means of communications, the Second Plan continues to lay greater emphasis on the development of roads and road-transport which is of obvious significance to efficient and speedy execution of development projects. The Pradesh's Second Plan is also characterised by the inclusion of schemes relating to (i) welfare of backward classes, (ii) social welfare and (iii) labour and labour welfare. Community Development programme as also the development of statistics and local bodies have been brought under the fold of planning for the first time..

The following table depicts a comparative picture of the financial allocation, both in terms of actuals and percentages to the various sectors** during the First and Second Five Year Plans :—

Sector.	Allocation			
	First Plan		Second Plan (revised).	
	Actual (Rs. lakhs).	Percent- age to total.	Actual (Rs. lakhs).	Percent- age to total.
I. Agriculture and Rural Development	154.29	27.3	336.56	21.4
II. Community Development and National Extension service	—	—	118.75	7.6
III. Power ...	33.11	5.9	213.75	13.6
IV. Industries ...	11.00	1.9	47.50	3.0
V. Roads and Road Transport ...	252.08	44.7	482.85	30.7
VI. Social Services ...	112.66	20.0	345.39	22.0
VII. Miscellaneous ...	1.26	0.2	26.60	1.7
Total ...	564.40	100.0	1571.40	100.0

** The original ceiling was Rs. 1472.53 lakhs.
* * Details are given in Appendix—I.

PROGRESS OF THE PLAN DURING 1958—59

ALLOTMENT AND EXPENDITURE

Allotment

The allotment for the year under review (1958-59) was of the order of Rs. 282.32 lakhs, which also includes the share of the Government of India for the year in respect of minor irrigation programme and labour and labour welfare schemes. In terms of percentage, the year's allocation was about 18.0 *percent* of the total plan provision and was higher by Rs. 53.20 lakhs than the revised allotment for the previous year. Its distribution * over various components was—Revenue:Rs. 120.48 lakhs, Capital : Rs. 157.84 lakhs and Loans : Rs. 4.00 lakhs.

The programme of development for 1958-59 was broadly made up as **—(a) Agriculture and Rural Development (including Minor Irrigation Works) : Rs. 45.33 lakhs, (b) Community Development : Rs. 36.59 lakhs, (c) Power Projects: Rs. 21.43 lakhs, (d) Industries: Rs. 5.58 lakhs, (e) Roads and Road-Transport : Rs. 112.30 lakhs, (f) Social Services : Rs. 56.24 lakhs and (g) Miscellaneous Programmes : Rs. 4.85 lakhs. In terms of percentages, Roads and Road-Transport got the highest share of 39.8 *percent* in the year's allotment. The share of other sectors was — Social Services 19.9 *percent*; Agriculture 16.0 *percent*; Community Development 13.0 *percent*; Power 7.6 *percent*; Industries 2.0 *percent* and miscellaneous programmes 1.7 *percent*.

Except Agriculture and Rural Development and miscellaneous programmes, the allotment for 1958-59 in respect of all the seven sectors was higher as compared to that for the previous year. The decrease in the case of Agriculture and Rural Development sector was mainly accounted for by the drop in allotment for minor irrigation programme and slight decreases in the case of forests and village panchayats. There was, however, an increase in the allotment for agriculture, animal husbandry and consolidation of holdings under this sector. In the case of Miscellaneous Programmes which comprise plan publicity, statistics and local bodies, the decrease was due to the decrease in the allotment for local bodies. The allotment for the other two sub-sectors was, however, higher during the year under review as compared to the previous year.

Expenditure

Total expenditure incurred during 1958-59 was Rs. 268.05 lakhs (Revenue: Rs. 104.02 lakhs, Capital: Rs. 162.43 lakhs and Loans Rs. 1.60 lakhs). This formed 94.9 *percent* of the allocation for the year. The corresponding percentage (worked out on the basis of revised allotment and expenditure) in the previous year was 93.4. Sector-wise comparative position ** in this respect is reflected by the figures given in the

* Sector-wise details are given in Appendix—III.

** For details reference is invited to Appendix—II.

following table :—

Sector	Percentage of expenditure to allotment	
	1957-58	1958-59
I. Agriculture and Rural Development ...	78.2	98.0
II. Community Development and National Extension Service ...	82.8	102.9
III. Power ...	97.6	105.8
IV. Industries ...	100.9	96.6
V. Roads and Road-Transport	119.4	102.1
VI. Social Services ...	83.8	69.9
VII. Miscellaneous ...	47.3	80.6
Total ...	93.4	94.9

The actual short-fall in expenditure during the year under review was of the order of Rs. 18.96 lakhs. This was, however, offset to the extent of Rs.4.69 lakhs by the excess expenditure in the case of Community Development and National Extension Service (Rs. 1.05 lakhs), Power (Rs. 1.25 lakhs) and Roads and Road-Transport (Rs. 2.39 lakhs). The short-fall was shared by Social Services (Rs.16.93 lakhs or 89.3 percent), Miscellaneous Programmes (Rs.0.94 lakhs or 5.0 percent), Agriculture and Rural Development (Rs. 0.90 lakhs or 4.7 percent) and Industries (Rs. 0.19 lakhs or 1.0 percent). The main reasons for the short-fall were late or non-implementation of certain schemes for want or late receipt of necessary sanction and lack of trained personnel.

ACHIEVEMENTS

As against 187* schemes in the previous year, 215* schemes remained in operation during 1958-59. The highlights of achievements under various heads of development are given below :—

1. Agriculture

Under the programme of increasing agricultural production, 5,016 maunds of improved seeds were procured and distributed. Another quantity of 2,554 maunds of improved seeds was also distributed from the departmental seed multiplication farms. Five seed farms and two Crop Research Sub-stations : one at Bangrotu (Mandi district) and the other at Gopalpur (Mahasu district), were set up during the year. The quantum of chemical fertilizers distributed was 1,062 maunds. Seventy five thousand tons of compost was also prepared. Manurial trials were extended to Mandi district. The area brought under Japanese method of paddy cultivation was 2728 acres. In the field of horticulture, plantation work was carried out in an area of 833 acres. The total number of fruit plants distributed by the end of 1958-59 stood at four lakhs. The Regional Fruit Research Station set up at Mashobra for carrying out research on temperate fruits commenced functioning during the year under review. One progeny orchard was established at Rajpura in Chamba district. The year under review also witnessed the establishment of a Fruit Canning Unit in Mahasu district. Under the gardeners' training programme, 51 gardeners were trained. Other important achievements include (i) finalization of preliminaries for the establishment of a Ginger Development Station in Sirmur district (ii) strengthening of Soil Science and Chemistry Sections and (iii) establishment of Northern Region Bee Research Station in Kumarsain sub-tehsil (Mahasu district).

* While arriving at this figure, a programme covering a number of allied activities e.g. Minor Irrigation, Roads, Power Projects, Housing etc., has been reckoned as single scheme,

2. Minor Irrigation

In addition to the construction of 16 *kuhls* commanding an area of 2,759 acres, 65 *kuhls* estimated to irrigate an area of about 29 thousand acres were under construction at the close of the year.

3. Animal Husbandry

Under the programme of extension of curative and preventive facilities in respect of various livestock diseases, the achievements extended to (i) opening of two Veterinary Hospitals, (ii) sponsoring of six candidates (two each) for undergoing B. V. Sc., Stock Assistant and Veterinary Compounders' courses, (iii) vaccination of 2,71,251 and 2,62,300 heads of cattle against rinderpest in Bilaspur and Mandi districts, respectively and (iv) initiation of investigational work in regard to contagious animal diseases for exploring necessary preventive methods. With regard to improvement of animal breeds by selective and scientific breeding, the year under review witnessed (i) addition of two Key Village Units to the Artificial Insemination Centre at Bilaspur, (ii) supply of 10 improved bulls to Panchayats for improving the indigenous breed of cattle, (iii) continuance of cross-breeding operations through the Red-Sindhi bulls and with aid of Jersey air-borne semen from Bangalore, (iv) establishment of two Extension Centres at Chini (Mahasu district) and Tissa (Chamba district) under sheep breeding scheme and (v) establishment of goat breeding farm in the Bilaspur district for carrying out cross-breeding experiments on local *mannies* and angora bucks. Under the poultry development programme, 1,082 improved birds and 3,475 hatching eggs were supplied to progressive breeds and training was imparted to 20 progressive poultry breeders. Lastly, two offices of the Assistant Animal Husbandry Officers for Sirmur and Chamba districts were also established during the year.

4. Forests

Demarcation work was carried out in 14 forests extending over an area of 7,213 acres and boundary pillars were constructed in 11 forests in Suket Forest Division covering an area of 6,501 acres. A number of 2,492 boundary pillars were also constructed in Rajgarh and Nahar Forest Divisions. The number of officials trained in soil conservation was 79. Afforestation was done in an area of over 543 acres under soil conservation and afforestation scheme (including panchayat forests scheme), over 25 acres under Chamba town development (soil conservation) scheme and over 682 acres under Bhakra Soil Conservation scheme. Further afforestation in 324 acres and preparation of 1,758 patches were also done under the pastures improvement scheme. For the development of medicinal herbs, survey work was carried out in 169 square miles and three nurseries covering an area of 5 acres were raised. Propagation work in respect of *bhabhar* grass cultivation was done in 161 acres. Eighty miles of forest roads and 32 buildings were also constructed. Water-supply was arranged for one building. Two mules were purchased for facilitating the touring of Forest Officers in the interior. Under the forestry survey scheme, which aims at the preparation of maps demarcating the boundaries of undemarcated forests and preparation of registers of rights of the willagers in the surrounding areas etc., 700 boundary pillars were constructed and 15 square miles of area was surveyed. Three candidates, each in superior service and Rangers' courses, also completed training from the Forest Research Institute at Dehra Dun while 2 more candidates were deputed for undergoing Rangers' course during the year under review.

5. Fisheries

A trout farm was set up at Barot (Mandi) and 169 wild trout

breeders were caught from the river Pabar and stocked in the trout farm at Chirgaon where 24,400 trout-ova were also produced. Under the mirror carp propagation scheme, 22,700 mirror carp fingerlings were raised and of these 11,100 fingerlings were stocked in an area of 125 acres in the Pradesh and 11,600 were distributed to other States.

6. Co-operation

A sum of Rs. 3.52 lakhs was granted as loans and subsidies to the co-operative societies for the construction of 28 godowns. Subsidies were also given to 20 co-operative credit societies and 5 co-operative marketing societies for meeting the costs of salaries of their staff.

7. Panchayats

The highlights of activities were as follows:—

- (i) Grant-in-aid to the tune of Rs. 2.74 lakhs to 466 Panchayats for meeting the pay of Panchayat Secretaries;
- (ii) subsidy of Rs. 1.45 lakhs given to the Panchayats for the construction of 29 *Panchayat Gears*;
- (iii) grants-in-aid of the order of Rs. 20.7 thousand for stationary and Rs. 70 thousand for the purchase of tools and implements required for *shramdan* work ; and
- (iv) training of Panchayat Secretaries, *sarpanchs* and *panchs* and organisation of Panchayat *Sammelans*.

8 Consolidation of Holdings

During the year under review, consolidation operations were carried out in 22,927 acres of land against a target of 24 thousand acres.

9. Community Development Programme

Two more Blocks : Churah-II (Stage-I) in Chamba and Sarkaghat-I (pre-extension) in Mandi district were started, thereby bringing the total number of Blocks functioning at the close of 1958-59 to 26.

In the field of Agriculture and Animal Husbandry, the main achievements during the year were distribution of 10,227 maunds of improved seeds and 12,098 maunds of chemical fertilizers, holding of 3,619 agricultural demonstrations, digging of 5,824 compost pits, bringing of 865 acres under green manuring, distribution of 224 improved agricultural implements, supply of 81 improved animals and 531 improved birds and treatment and castration of 3,96,517 and 33,373 animals, respectively.

Under Health and Rural Sanitation programme, 126 rural latrines and 8,006 yards of drains were constructed and 7,902 square yards of village lanes were paved.

In the field of Social Education, 225 new adult literacy centres were started and 15,476 adults were made literate. Eighty one reading rooms and libraries, 147 community recreation centres, 174 youth clubs/farmers' unions were also started. The number of gram sahayaks' camps held were 117, wherein 2,854 village leaders were trained.

Under road construction programme, 302 miles of *kacha* roads were constructed and 629 miles were improved. The number of co-operative societies functioning at the close of 1958-59 was 814 with a membership of

51,691. In the sphere of rural arts and crafts, 569 persons were provided with part-time employment and 92 persons with full-time employment.

The value of people's contribution, mostly in the shape of labour, was of the order of 8.49 lakhs.

10. *Power Projects*

Main achievements under the power programme were : (i) increase in the capacity of diesel station at Solan from 200 to 300 K. W. (ii) installation of 500 new connections in Nahan and Sundernagar towns (iii) conversion of D. C. electric system to A. C. system at Solan and Chamba, (iv) construction of 70 miles of high-tension and 42 miles of low-tension lines and erection of 22 distribution sub-stations, (v) supply of electric power to Guma Salt Mines (Mandi) and sugar factory at Badripur, (Sirmur) (vi) installation of 240 additional street-light points and (vii) electrification of Bilaspur (New Township), Kufri, Narkanda, Kotgarh, Thanedar and 64 villages.

11. *Industries (Village and Small-Scale)*

During the year under review, one production-cum-training centre in blacksmithy was started at Chamba and various production-cum-training centres started earlier were continued. An amount of Rs. 30 thousand was spent on stipends and scholarships awarded to the trainees in different production-cum-training centres. A sum of one lakh rupees was also disbursed as industrial loans for promoting industrial expansion and for rapid development of cottage and small-scale industries in the Pradesh. For the development of sericulture, four nurseries at Parduni and Janot (Sirmur district), Chauntra (Mandi district) and Jhula Khari (Chamba district) were also started.

12. *Roads*

The length of motorable, jeepable and less-than-jeepable roads constructed was of the order of 126, 131 and 84 miles, respectively. Metalling and tarring operations were undertaken for the first time during the year under review. Each of these operations were completed in six miles length of road. Besides, cross-drainage was provided in six miles and six bridges were also constructed.

13. *Road Transport*

During the year under review, 28 vehicles were purchased. Besides, an expenditure of the order of Rs. 35 thousand and Rs. 1.29 lakhs for the purchase of machinery for Central Workshop and necessary equipment for building up stores reserve, respectively was also incurred. Construction of 6 garrages at Dhali, two ramps at Dhali and Chamba, one wing of Regional Transport Office at Chamba, one washing pit at Mandi and electrification of Central Workshop at Tara Devi was also completed.

14. *Education*

The main achievements in the field of education were (i) opening of a Degree College at Chamba, (ii) upgrading of Inter College at Bilaspur to degree standard (iii) opening of 40 junior-basic primary schools (iv) upgrading of 15 primary schools to middle standard and 10 middle schools to high standard, (v) conversion of 50 primary schools into junior-basic schools (vi) introduction of crafts in 100 primary and 15 middle schools and (vii) award of 42 scholarships.

In addition to above, the Central Library at Solan was strengthened and equipment and books were purchased for three libraries at Mandi, Chamba and Theog. The libraries at Chamba and

Mandi also started functioning during the year. A seminar on audio-visual education was also held at Solan, besides the seminar of Inspecting Officers, Headmaster and Headmistresses for discussing the proposals in regard to transformation of existing High Schools into Higher Secondary Schools.

15. *Medical and Public Health*

Main achievements made during 1958-59 under this programme were as follows:—

(a) *Medical*

- (i) Opening of two allopathic dispensaries at Rupi (Mahasu) and Tihra (Mandi).
- (ii) Opening of 8 ayurvedic dispensaries;
- (iii) Opening of one ayurvedic mobile *beldar* dispensary in Pangi area ;
- (iv) Establishment of one dental clinic at Jogindernagar (Mandi) ;
- (v) Establishment of one X-ray plant at Paonta ;
- (vi) Establishment of seven laboratories ;
- (vii) Extension of Key Village Scheme to 10 dispensaries ;
- (viii) Installation of 20 T. B. beds ;
- (ix) Expansion of Himachal Pradesh Hospital—acceleration of the construction work on the seven-storeyed building ; and
- (x) Continuance of arrangements for post-graduate training of doctors at the Himachal Pradesh Hospital located at Simla.

(b) *Public Health*

- (i) Grant of 9 stipends to students for undergoing M. B. B. S., Health Visitors' and Ayurvedic Courses;
- (ii) Training of 9 doctors in X-Ray, T. B., and Diploma in Public Health etc;
- (iii) Opening of 3 Maternity and Child Welfare Centres;
- (iv) Opening of one Family Planning Centre in Snowdon Hospital, Simla;
- (v) Conversion of 3 dispensaries into Primary Health Centres;
- (vi) Establishment of one Leprosy Subsidiary Unit in Sirmur district;

- (vii) Appointment of five Health Visitors under the scheme—T.B. survey and domiciliary care;
- (viii) Recruitment of two Health Educators for imparting medical and public health education to public;
- (ix) Spending of Rs. 2 thousand and Rs. 3 thousand, respectively, for free distribution of medicines to hook worm and goitre patients;
- (x) Spending of Rs. 26 thousand on B. C. G. vaccination; and
- (xi) Spending of Rs. 2.53 lakhs under malaria eradication programme.

16. *Drinking Water Supply*

Seventeen schemes : Mahasu-6, Chamba-5, Mandi-4 and Sirmur-2 under drinking-water supply programme were completed during the year under review. Besides, the work was in progress on 78 schemes at the close of 1958-59.

17. *Housing*

An amount of Rs. 60 thousand was advanced for the construction of 62 houses.

18. *Welfare of Backward Classes*

The highlights of achievements are given below :—

(a) *Welfare of Scheduled Castes*

- (i) Grant of 655 scholarships and stipends to the scheduled caste students for education;
- (ii) Grant of Rs. 20 thousand as subsidy for the purchase of books and stationary to poor students;
- (iii) Distribution of 5,276 fruit plants and 144 improved agricultural implements;
- (iv) Arrangements for drinking water through pipe lines in three villages and construction of 28 *bawlis*;
- (v) Construction of 7 water channels for irrigation;
- (vi) Grant of subsidy to 6 co-operative societies;
- (vii) Subsidy of Rs. 7.8 thousand to 3 trainees (industries) for their rehabilitation and purchase of raw materials ;
- (viii) Grant of stipends to 6 persons for training in spinning and weaving;

- (ix) Distribution of 121 looms and 266 Rani wheels;
- (x) Distribution of 40 sewing machines;
- (xi) Subsidy of Rs. 24 thousand for the construction of 24 miles of roads;
- (xii) Grant of 7 stipends for training as compounders and *dais*;
- (xiii) Construction of 17 latrines.
- (xiv) Grant of subsidy amounting to Rs. 1.12 lakhs for construction of houses;
- (xv) Installation of 10 community listening sets; and
- (xvi) Grant-in-aid to voluntary agencies carrying out welfare work among scheduled castes.

(b) *Welfare of Scheduled Tribes*

- (i) Award of 204 scholarships and stipends to the students belonging to scheduled tribes;
- (ii) Monetary help to 21 scheduled tribe students for the purchase of books, stationery etc;
- (iii) Establishment of one *ashram* school bringing out good citizens with a sense of dignity of labour and community life;
- (iv) Purchase of 1,000 stock seedlings and 16 seers of apple seed for distribution at subsidized rates;
- (v) Purchase of five horse stallions for improving the breed in tribal area of Chini ;
- (vi) Supply of 220 improved birds under poultry development scheme;
- (vii) Establishment of one production-cum-training centre in weaving at Choltu in Chini area;
- (viii) Grant of subsidy to five multi-purpose co-operative societies;
- (ix) Construction of 8 miles of bridal path (6 miles in Bharmaur and 2 in Chini);
- (x) Grant of 16 stipends for training as nurses, compounders and *dais*;
- (xi) Completion of 8 sub-schemes relating to drinking water supply;

- (xii) Grant of Rs. 8 thousand as subsidy on the transport cost of foodgrains in tribal areas;
- (xiii) Completion of one *serai* for the use of tribal people during the period of their temporary movements at Kilar (Pangi) and purchase of material for another four *serais*; and
- (xiv) Grant-in-aid to voluntary agencies for carrying out welfare work in tribal areas.

19. *Social Welfare*

With the setting up of ten Welfare Extension Centres during the year under review, the Second Plan target of starting 25 such centres was achieved in full.

20. *Labour and Labour Welfare*

The Industrial Training Institute at Solan started functioning during the year under review.

21. *Plan Publicity*

The highlights of achievements under allied activities were :—

- (i) Purchase of 150 community listening sets for installation in rural areas;
- (ii) Organization of 1,055 cinema shows for Plan publicity which were attended by about 8 lakh persons;
- (iii) Collection of 297 songs and staging of 78 dramas;
- (iv) Publication of two pamphlets—*Metric Pranali* and *Samaj Kalyan*;
- (v) Preparation of various maps and models for publicity through exhibits; and
- (vi) Preparation of a major part of the film on rural development.

22. *Statistics*

The Directorate of Economics and Statistics was strengthened by the appointment of some staff at headquarters and opening of four District Statistical Offices.

23. *Local Bodies*

A sum of Rs. 60.6 thousand was given as grant-in-aid for the construction of Municipal Rest Houses at Nahan, Sundernagar and Shri Naina Devi Ji. Major part of this aid (Rs. 53.6 thousand) was, however, given for the Rest House at Nahan. The construction of bus-stand at Arki was also completed. Besides, a sum of Rs. 84.7 thousand was spent towards the construction of roads, latrines and urinals; pavement of streets and installation of street-light points in the areas covered by different Local Bodies.

CHAPTER II

AGRICULTURE AND RURAL DEVELOPMENT

1. AGRICULTURE

The main objects of the development programme in the field of agriculture are (a) to step up agricultural production and (b) to improve the agricultural economy of the Pradesh by (i) development of cash crops like potato, vegetables etc. and (ii) development of horticulture (as a long term measure) for which the Pradesh has ideal agro-climatic conditions.

The programme of work during 1958-59 was marked by the implementation of five new schemes relating to (i) land development, (ii) Japanese method of paddy cultivation, (iii) establishment of a fruit canning unit, (iv) development of ginger and (v) apiculture. Besides, all the eighteen schemes in operation at the close of the previous year were also continued.

The financial allocation in respect of this sector for the year under report was Rs. 14.36 lakhs which was Rs. 5.13 lakhs more than that for the previous year. Against this allocation of Rs. 14.36 lakhs, expenditure incurred was Rs. 11.82 lakhs. Scheme-wise details of the progress of expenditure and achievements are given below :—

(i) *Development of Fruit Production*

The scheme was put into operation during 1957-58. It envisages (a) provision of on-the-spot technical advice to horticulturists in the field of horticulture and (b) grant of loans on easy terms to orchardists for rejuvenating old orchards and planning and opening of new ones. The Second Plan target is to plant new orchards in an area of 4,350 acres at a cost of Rs. 19.40 lakhs. The allocation of Rs. 2.88 lakhs, for the year under report was utilized in full. The target of plantation work in an area of 833 acres laid down for 1958-59 was also achieved in full.

Other important features of the programme are (a) distribution of fruit plants from the departmental orchards and nurseries at low rates and (b) arrangements for the supply of fruit plants from private nurseries. As a result of such efforts, over four lakh fruit plants were distributed till the end of the year under report. These plants are estimated to cover an area of three thousand acres.

(ii) *Seed Distribution*

The programme of work under this scheme relates to (a) distribution of seeds of improved varieties and (b) giving of loans to the cultivators for the purchase of seeds. In this connection, improved varieties of wheat, rice and maize have already been evolved. Improved seed, got after multiplication of nucleus seed by selected growers known as 'registered growers', is procured for general distribution either by direct purchase or by mutual exchange.

During 1958-59, 5,016 maunds of improved seeds were procured and distributed, against the target of 15 thousand maunds. The achievement fell short of the target due to untimely and excessive rains which hampered the procurement programme.

Apart from the procurement of seed from the registered growers, 2,554 maunds of improved seeds were also distributed from the departmental seed multiplication farms during 1958-59. The total seed distributed from such farms till the end of 1958-59 was 6,756 maunds.

The expenditure on seed distribution programme during the year under report was Rs. 6 thousand against an allocation of Rs. 7 thousand.

(iii) *Multiplication and Distribution of Improved Seeds :*
Setting up of Seed Farms—

The scheme envisages the establishment of ten seed farms at a cost of Rs. 9.69 lakhs during the Second Plan period. The programme was initiated in the year 1957-58, when three farms were established. The target for the setting up of five seed farms during 1958-59 was achieved in full. Of these, three were set up in Mandi district (Gadheri, Barchawar and Sundernagar) and two in Mahasu district (Kunihar and Chini). The allocation of Rs. 1.70 lakhs for the year was utilized in full.

(iv) *Development of Local Manurial Resources*

The scheme aims at the development of local manurial resources in the Pradesh through the preparation of compost. Initially, the scheme was being implemented outside the Plan. However, it was later brought under the fold of the Plan during 1957-58. No separate financial ceiling has been fixed for this scheme and the expenditure is being met from the over-all provision made for agricultural development programme.

During the year under report, 75 thousand tons of compost were prepared at a cost of Rs. 89 thousand. Whereas the physical achievement was in consonance with the target, the expenditure fell short of the allocation by Rs. 2 thousand.

(v) *Distribution of Chemical Fertilizers*

The scheme provides for subsidising relatively much higher cost of internal transport in the Pradesh so as to make fertilizers available to the cultivators at all-India pool price i.e. Rs. 14.00 per maund in respect of ammonium sulphate and Rs. 9.50 per maund for super-phosphate. Under this scheme, short-term loans are also advanced to the cultivators for the purchase of fertilizers. Against an allocation of Rs. 89 thousand for 1958-59 a sum of Rs. 69 thousand was spent. During 1958-59, 562* tons of ammonium sulphate were distributed against a target of one thousand tons. The shortfall in achievement was due to the short supply of fertilizers from Govt. of India. In the case of super phosphate, the distribution target of 500* tons fixed for the year under review was achieved in full.

*The total of 1,062 tons of chemical fertilizers distributed under the scheme also includes 441 tons of chemical fertilizers distributed under the Community Development programme.

(vi) Manurial and Agronomic Trials

The object of the scheme is to determine optimum doses of fertilizers and suitable agronomic practices under local conditions by conducting trials on cultivators' fields. These trials (which had already been initiated in Chamba and Mahasu districts) were extended to Mandi district during 1958-59. The expenditure incurred on these trials was about Rs. 31 thousand, which was just near the target for the year. Being a service scheme, no physical targets have been fixed.

(vii) Plant Protection

The programme under the scheme extends to the supply of insecticides at subsidized rates and provision of loans for the purchase of plant protection equipment with a view to controlling san jose scale and woolly aphid on apples and epilachna-beetle on potatoes. Provision has also been made for the appointment of staff to undertake plant protection operations on the cultivators' fields by specially organised teams which move in the rural areas. Insecticides and necessary equipment have also been supplied to the Gram Sewaks and Panchayats for the benefit of small cultivators.

In the year 1958-59, plant protection measures were undertaken on an area of 6,896 acres against the target of 3,550 acres. In addition, 31,331 acres were also treated under the 'Rat Destruction Campaign' during 1958-59. The allotment of Rs. 30 thousand for the year was utilized in full.

(viii) Potato Development

The object of the scheme is to produce disease-free nucleus seed of improved varieties at the Potato Development Stations and further multiply the foundation seed on the land of 'approved' and 'certified' growers. For carrying out this programme the scheme envisages (i) opening of two new potato development stations and (ii) expansion of existing stations for raising nucleus seed of improved varieties.

The Plan target of opening of two new potato development stations was achieved during 1957-58. These stations were established at Khara-pathar (Mahasu district) and Jogindernagar (Mandi district).

Against a provision of Rs. 0.76 lakhs for the year 1958-59, an amount Rs. 0.73 lakhs was spent on the scheme.

(ix) Intensification of Research on Raisin Grapes

The scheme is in operation at Chini (Mahasu district) since 1957 and a collection of over 40 varieties of grapes from different countries has been built up. Being a research scheme, no physical targets have been fixed. The allocation of Rs. 32 thousand for the year under report was utilized in full. No separate provision has, however, been made for the scheme and the expenditure is being met out of total Plan ceiling for Agriculture sector.

(x) Regional Research Station—Fruit Research

Under the scheme, one of the five Regional Research Stations envisaged to be established in the country for research on important groups of

fruits was to be set up at Mashobra (Mahasu district). The Station at Mashobra will carry out fundamental and applied research on temperate fruits.

The work on the scheme was initiated late in 1957-58 and the Research Station was established during the year under review. A large collection of various temperate fruits numbering over 330 has already been made. Against an allocation of Rs. 49 thousand for 1958-59, Rs. 46 thousand were spent.

(xi) *Establishment of Progeny Orchards*

The scheme envisages the raising of quality fruit plants for supply at cheaper rates to those interested in planting of orchards. For this purpose two progeny orchards are to be established at a cost of Rs. 1.17 lakhs during the Second Five Year Plan. The scheme was put into operation during 1957-58 when one orchard was established at Rajgarh in Sirmur district. The Plan target was, however, achieved in full during the year under review with the establishment of the second progeny orchard at Rajpura in Chamba district. The allocation of Rs. 30 thousand for the year under review was utilized in full.

(xii) *Training of Gardeners*

The object of the scheme is to impart training in practical aspects of fruit cultivation to 250 gardeners in the planting of orchards during the Second Plan period. The scheme was put into execution in the previous year when 40 gardeners were trained. During the year under review, 51 gardeners were trained against the target of 50. The provision of Rs. 9 thousand for training during 1958-59, was utilized in full.

(vi i) *Construction of Stores and Sheds.*

With a view to (i) keeping up the quality of seeds by providing proper storage facilities and (ii) making available to the cultivators adequate facilities for assembling and grading the stocks, the scheme provides for the construction of 14 sheds and stores during the Second Plan period.

The scheme was put into execution during 1957-58 when sites were selected for the construction of seven sheds and stores. By the end of 1958-59 possession of sites for four stores had been taken and sites for another six were being acquired. No funds have so far been asked for this scheme in order to keep down the expenditure on construction works in pursuance of the instructions from the Planning Commission. The scheme is to be executed by the Public Works Department.

(xiv) *Agricultural Marketing.*

Under this scheme, a sound agricultural marketing system in the Pradesh is proposed to be developed. A start to this programme was given during 1957-58. A market intelligence service has been commissioned under the scheme which collects information from three district headquarter markets in respect of daily market rates of selected agricultural commodities for dissemination through All India Radio. The allocation of Rs. 39 thousand for the year under review was utilised in full.

(xv) Agricultural Publicity and Propaganda

The scheme aims at the establishment of an agricultural information service at a cost of Rs. 2.19 lakhs during the Second Plan period for the dissemination of up-to-date information relating to improved agricultural practices among the cultivators through pamphlets, posters etc. It was put into operation towards the end of 1957-58. Besides the issue of published material of ad-hoc type, a bi-monthly Hindi journal entitled 'Himachal Krishi Suchna' is being brought out since October, 1958. Against a provision of Rs. 24 thousand for 1958-59, the expenditure incurred was to the tune of Rs. 21 thousand.

(xvi) Establishment of Agricultural Research Section

Besides the setting up of new agricultural research sections, the scheme provides for the strengthening of existing research sections established during the First Plan period. A start to this programme was given during 1957-58 when the existing sections of Entomology, Plant-Pathology, Agronomy and Statistics were strengthened and one Crop Research Station was established at Solan. During the year under review, two Crop Research Sub-Stations at Bangrotu (Mandi district) and Gopalpur (Mahasu district) were established. Soil Science and Chemistry Sections were also strengthened.

The budget allocation for the year 1958-59 amounting to Rs. 1.22 lakhs was utilized in full.

(xvii) Staff Scheme

Provision of additional technical and ministerial staff, both at the headquarters and in the field, was imperative for :—

- (i) coping efficiently with additional work-load ; and
- (ii) exercising effective control over the execution of development programmes during the Second Plan period.

A 'staff scheme' involving an expenditure of Rs. 3.04 lakhs was, therefore, included in the Second Plan under which some staff was appointed during 1957-58. Against an allocation of Rs. 32 thousand for the year 1958-59, expenditure incurred was of the order of Rs. 35 thousand.

(xviii) Land Development

The programme of work under the scheme relates to soil conservation measures to be taken in the Pradesh at a cost of Rs. 14.25 lakhs during the Second Plan period. Due to late receipt of sanction, the scheme could be put into operation only in February, 1959, when the survey work in the Bhakra catchment area in the Bilaspur District was taken in hand. No physical targets have, however, been fixed. During 1958-59, an amount of about Rs. 26 thousand was spent which slightly exceeded the financial target.

(xix) Japanese Method of Paddy Cultivation

The scheme was included in the Plan in 1958-59 when an area of

2,728 acres was covered under Japanese method of paddy cultivation, against a target of 5,000 acres for the year. The short-fall in achievement was due to late receipt of sanction. The allocation of Rs. 5 thousand for the year was, however, utilized in full.

(xx) *Fruit Canning Unit*

As a step towards the development of fruit industry, for which the Pradesh has ideal agro-climatic conditions, the scheme provides for the establishment of one Fruit Canning Unit during the Second Plan period. The scheme was put into operation during 1953-59, when the Plan target was achieved by establishing the Fruit Canning Unit in Mahasu District. The provision of Rs. 8 thousand for the purpose was also utilized in full.

(xxi) *Development of Ginger*

This is a new scheme and was included in the plan for the first time during 1958-59. The object of the scheme is to develop the cultivation of high-quality ginger by the distribution of seed of improved varieties and to raise its production by the application of fertilizers and by standardising the techniques for processing of the finished product. During 1958-59, preliminaries were finalised for establishing a Ginger Development Station in Sirmur District where ginger is an important cash crop.

(xx.ii) *Agriculture*

For the development of agriculture in the Pradesh, a provision of Rs. 77 thousand has been made in the Second Five Year Plan. Due to late receipt of sanction, the scheme could be put into operation only during the year under report. The financial allocation of one thousand rupees for the year was utilised in full on the establishment of Northern Region Bee Research Station in sub-tehsil Kumarsain (Mahasu district). Being a research scheme no targets have been fixed.

(xxiii) *Spill over from First Five Year Plan (Construction Work)*

During 1958-59, an amount of Rs. 55 thousand was spent under the scheme against an allocation of Rs. 2.81 lakhs. The scheme is being executed by the Public Works Department.

2. MINOR IRRIGATION

Development of irrigation finds a prominent place among the measures being taken for stepping up agricultural production. In a hilly terrain like Himachal Pradesh, execution of major irrigation projects is a remote possibility. Accordingly, stress is being laid on the development of minor irrigation resources viz., *kuhls* under the Five Year Plans of the Pradesh.

The provision for this sector under the Second Five Year Plan is Rs. 95 lakhs, which includes the assistance from the Government of India to the extent of 50 percent in the form of loans and subsidies. The physical target is to bring an additional area of 63 thousand acres (40 thousand acres under Grow-More-Food programme and 23 thousand acres under Community Development Programme) under irrigation by the end of the Second Plan period.

During 1958-59, 16 *kuhls* providing irrigation facilities to 2,759 * acres were completed, while 65 *kuhls* estimated to irrigate an area of 28,753 * acres were under construction. The expenditure incurred was Rs. 8.15 lakhs against the budget provision of Rs. 8.74 lakhs.

3. ANIMAL HUSBANDRY

The programme of development under this sector relates to (a) improvement of cattle, sheep and goats through selective and scientific breeding, with a view to raising yields of various livestock products and (b) extension of curative and preventive facilities in respect of livestock diseases. For this purpose, a provision of Rs. 31.25 lakhs has been made under the Second Five Year Plan.

The year under review witnessed the implementation of three new schemes relating to (i) goat breeding, (ii) disease investigation and (iii) establishment of offices of Assistant Animal Husbandry Officers in Sirmur and Chamba districts. Eight schemes in operation in the previous year were also continued.

The programme of development under this sector being carried out both by the Administration and the Territorial Council in their respective spheres. The schemes at serial numbers (i), (ii), (iv), (v) and (xi) are being implemented by the Territorial Council and the others by the Administration. The total budget provision for 1958-59 in respect of this sector was Rs. 7.34 lakhs (Rs. 3.63 lakhs Territorial Council and Rs. 3.71 lakhs Administration) against which an expenditure of Rs. 4.82 lakhs (Rs. 2.72 lakhs Territorial Council and Rs. 2.10 lakhs Administration) was incurred. Scheme-wise progress of expenditure and details of achievements are given below :—

(i) *Opening of New Veterinary Hospitals.*

The scheme envisages the opening of ten veterinary hospitals at a cost of Rs. 4.29 lakhs. During the three years (ending 1958-59) six hospitals were opened at the rate of two hospitals in each year. The expenditure incurred during 1958-59 was to the tune of Rs. 47.2 thousand against the budget provision of Rs. 62 thousand.

(ii) *Veterinary Education.*

To circumvent the dearth of technical personnel in the field of Animal Husbandry, the scheme provides for the grant of financial aid to ten Himachali students each for undergoing B. V. Sc., Stock Assistant and Veterinary Compounder Courses. Six candidates are proposed to be sponsored each year (two under each course). The target was achieved in full during each of the last three years except during the year under review when one candidate undergoing B. V. Sc. course left the college.

The allocation of Rs. 6 thousand for 1958-59 was utilized in full.

(iii) *Cattle Breeding Scheme.*

For the improvement of cattle, a Cattle Breeding Farm was

* These figures relate only to the achievements recorded under Grow-More-Food-programme. The achievements in the irrigation sector under Community Development are discussed separately in Chapter III.

established at Kataula (Mandi district) during 1957-58, with foundation stock of 153 cows obtained from different regions of the Pradesh. Cross-breeding operations through the Red Sindhi bulls and with the aid of Jersey air-borne semen from Bangalore have since been taken in hand. An amount of Rs. 83 thousand was spent during 1958-59 against the budget allocation of one lakh rupees. The short-fall was due to non-purchase of one pick-up-wagon, which could not be procured either through D.G.S. & D., or other approved sources.

(iv) *Eradication of Rinderpest*

The scheme aims at immunising the cattle and buffaloes in Himachal Pradesh against rinderpest during the Second Plan period. The necessary staff came in position in 1957-58 and the vaccination work was started only during the year under review. Cattle head and buffaloes in Bilaspur and Mandi districts numbering 2,71,251 and 2,62,300, respectively, were vaccinated. The expenditure incurred during 1958-59 was Rs. 1.03 lakhs against the budget allocation of Rs. 1.30 lakhs.

(v) *Key Village Scheme*

The programme of work under the scheme consists of (a) castration of scrub bulls, (b) control over breeding through artificial insemination centres and (c) rearing of improved calves on subsidized basis. The Plan target was to expand the existing artificial insemination centres by the addition of 8 Key Village Units. During 1958-59, two such units were added to the Artificial Insemination Centre at Bilaspur. Budget provision for the year was Rs. 1.27 lakhs and the corresponding expenditure was Rs. 97 thousand.

(vi) *Cross-Breeding of Indigenous Cattle*

This is a subsidiary scheme to the Key Village Scheme and provides for the supply of 25 bulls to Gram Panchayats every year for improving the indigenous breed of cattle. The number of bulls supplied during 1958-59 was 10. The short-fall was partly due to the non-availability of requisite number of bulls and partly due to the increase in responsibilities of the Department towards the maintenance of the bulls supplied to Panchayats. In the previous years, a subsidy of Rs. 20 per month per bull used to be given to the Panchayats towards their maintenance. However, due to the inability of Panchayats for meeting even the remaining expenses, the entire expenditure has now been decided to be borne out of the fund allocated for this scheme. The number of bulls supplied by the end of 1958-59, was 34. There was a slight short-fall in the financial target of Rs. 10 thousand fixed for the year under review.

(vii) *Poultry Development*

Establishment of four Poultry Extension Centres and one Regional Poultry Farm is envisaged under the scheme. The programme was taken up for execution during 1957-58 when two Extension Centres started functioning: one at Nahan (Sirmur district) and the other at Sundernagar (Mandi district). In 1958-59, construction of poultry pens in the above two centres was taken up and some birds and equipment were also purchased. Further, 1,082 birds and 3,475 hatching eggs were supplied to progressive breeders

through the agency of Development Blocks, besides selling of 18,000 eggs for table purpose. Training was also imparted to 20 progressive breeders for 1½ months at the Central Poultry Farm, Kamlaahi and Poultry Farms of Punjab at Gurdaspur and Ambala. For providing incentive to these progressive breeders, stipend of Rs. 30 per month for the duration of training, wire-netting worth Rs. 50.00 each and birds at concessional rates were also given. The Regional Poultry Farm could not, however, be established due to late receipt of sanction from the Government of India.

An expenditure of Rs. 26.5 thousand was incurred during 1958-59 which was in excess of the budget provision of Rs. 24 thousand.

(viii) Sheep Breeding Scheme

Under the scheme, one main Sheep Breeding Farm, 8 Sheep and Wool Extension Centres and one Wool Analysis Laboratory are proposed to be established during the Second Plan period. The scheme was put into operation during 1957-58 when, besides the purchase of 90 indigenous rams and acquiring of site for the main farm, three Sheep and Wool Extension Centres were established. During the year under review, two more Extension Centres were opened at Chini (Mahasu district) and Tissa (Chamba district). Besides the purchase of 90 Polwarth rams for the Extension Centres, the main farm at Chamba was also provided with necessary foundation stock and other equipment. Against the budget allocation of Rs. 1.83 lakhs for 1958-59, Rs. 63.5 thousand were spent. The amount earmarked for the construction of buildings and purchase of pick-up-wagons could not be spent and it accounted for the short-fall in expenditure.

(ix) Goat Breeding Scheme

The scheme was included in the revised programme for the Animal Husbandry sector and the approval of the Government of India was received only in January, 1959. It is a research scheme and envisages the establishment of one Sheep Breeding Farm in Bilaspur district for carrying out the cross-breeding experiments on local mannies and angora bucks. Besides the procurement of site and purchase of equipment, a foundation stock of 120 white Himalayan goats and two Angora bucks were also purchased. Necessary staff except one Veterinary Assistant Surgeon, was also appointed. The budget provision for the year 1958-59, was Rs. 44 thousand, against which a sum of Rs. 17.3 thousand was spent.

(x) Disease Investigation

This scheme also found place in the revised programme and sanction of the Government of India to its execution was received in January, 1959. The object of the scheme is to find out checks for contagious diseases of animals. By the close of the year under review, a building for starting the laboratory was hired on rent at Simla and necessary equipment was purchased. The staff, except one Veterinary Assistant Surgeon was also appointed. The expenditure incurred was to the tune of Rs. 11 thousand, against the budget provision of Rs. 10 thousand.

(xi) Establishment of offices of Assistant Animal Husbandry Officers in Sirmur and Chamba districts

The two offices at Nahan and Chamba, which could not be opened

earlier due to shortage of technical staff, were established during 1958-59. Against the budget provision of Rs. 38 thousand for the year, Rs. 12.4 thousand were spent.

4. FORESTS

Forests cover as large as 37 percent (4,030 square miles) of total geographical area of the Pradesh and are the main source of revenue.

The development programme in the forestry sector, under the Second Five Year Plan envisages :—

- (a) Soil conservation and afforestation ;
- (b) survey and improvement of medicinal herbs ;
- (c) construction of roads, paths, buildings in the forest areas so as to make it possible to develop and tap the unexplored forest resources ;
- (d) propagation of *bhabbar* grass used in the manufacture of paper ; and
- (e) demarcation of forests with a view to avoiding unauthorised encroachment on State-owned forest areas.

With the addition of (a) forestry survey, (b) Chamba town development (soil conservation, and (c) Bhabra soil conservation schemes, the number of schemes in operation during 1958-59 increased to fifteen as against twelve at the close of the previous year. The allocation for the year was Rs. 7.01 lakhs, against which Rs. 6.83 lakhs were spent. Scheme-wise details of expenditure and achievements are given below :—

(i) *Soil Conservation School*

The scheme provides for the training of 420 members of subordinate staff in soil conservation methods during the Plan period at the Soil Conservation School opened at Manul in the Chamba Forest Division. During 1958-59, 79 officials were trained against the target of 90. The expenditure incurred was Rs. 7.3 thousand against the budget allocation of Rs. 7.7 thousand for the year.

(ii) *Forest Education*

The object of the scheme is to equip the Forest Department with trained personnel required for systematic and scientific management of the forests. The Plan target is to train three candidates in Superior Service Course and eight in Ranger's Course. During 1958-59, 3 candidates each in Superior Service and Ranger's Course completed training from the Forest Research Institute at Dehra Dun, while 2 more candidates were deputed for Ranger's Course. Against an allocation of Rs. 26.6 thousand for the year, the expenditure incurred was of the order of Rs. 14.7 thousand.

(iii) *Demarcation of Forests*

Demarcation of forest boundaries is essential for eliminating chances

of encroachments on the forests and regulating the exercise of rights by the public. The Plan targets are (i) demarcation of 60 forests in Suket Forest Division extending over an area of 28,131 acres and (ii) construction of 980 boundary pillars in Chamba and 3,235 in Rajgarh and Nahan Forest Divisions.

During 1958-59, 14 forests extending over an area of 7,213 acres were demarcated and boundary pillars constructed in 11 forests, covering an area of 6,501 acres in Suket Forest Division. Besides, 2,492 boundary pillars were constructed in Rajgarh and Nahan Forest Divisions. Cumulative achievements during the three years ending 1958-59, are shown below :—

Forest Division	Demarcation		Boundary pillars fixed	
	No. of Forests	Area covered	No. of Forests	Area covered (acres)
Suket	41	17,293	38	16,581
Rajgarh and Nahan	—	—	—	5,001
				boundary pillars were fixed.

Budget allocation of Rs. 44 thousand for 1958-59, was utilised in full.

(iv) *Improvement of Pastures*

The scheme aims at improving the conditions of grazing areas and bringing them under proper management by studying ecological succession of nutritive grasses and introduction of exotics in experimental plots. During the Second Plan, afforestation over 200 acres and patch work over 1,000 acres are planned to be completed. In the year 1958-59, 33 acres were afforested and patch work completed in respect of 500 acres, thereby achieving the targets for the year in full.

The expenditure incurred was Rs. 8.21 thousand, against the budget allocation of Rs. 8.27 thousand.

(v) *Survey and Improvement of Medicinal Herbs*

The scheme is proposed to be implemented only in Chamba district at an estimated cost of Rs. 1.75 lakhs. The targets for the Plan period are (a) conduct of survey in an area extending over 155 square miles and (b) plantation operations in 15 acres of land. During the year under report, survey was carried out in 169 square miles which exceeded the target. Besides, 3 nurseries covering an area of 5 acres were also raised which was in accordance with the target for the year. The allocation of Rs. 14 thousand for the year was utilised in full.

(v) *Propagation of Bhabbar Grass*

Some areas of Himachal Pradesh are capable of producing *bhabbar* grass, which is an important raw-material for paper industry. The main objects of the scheme are (a) to improve the areas having poor cultivation

of *bhabbar* grass and (b) to stock such lands as are devoid of the grass but possess potentiality for its cultivation.

In the year 1958-59, the physical achievement comprising propagation work in 161 acres exceeded the target of 138 acres. The allocation of Rs. 9.75 thousand for the year was utilised in full.

(vii) *Construction of Roads*

The scheme provides for the construction of forest roads and paths in order to open up remote and inaccessible forest areas for proper control, development and exploitation.

During 1958-59, 80 miles of roads were constructed. The allocation of Rs. 2.76 lakhs for this purpose was utilised in full.

(viii) *Construction of Buildings*

The object of the scheme is to remove the long-felt shortage of roofed shelters for the use of tourists and the officials of the Forest Department.

Against the target of 35 during 1958-59, 32 buildings were constructed. These construction works were carried out at an expenditure of Rs. 1.32 lakhs which slightly fell short of the target of Rs. 1.33 lakhs.

(ix) *Water Supply*

The scheme aims at the supply of water to the buildings of Forest Department located in areas of water scarcity. The people in these areas will also be benefitted by this water supply. Besides, the water is proposed to be used for irrigating fruit nurseries which are being raised around the buildings of the Forest Department. In the year 1958-59, the target of supply of water to one building was achieved in full. Expenditure incurred during 1958-59 was Rs. 9.8 thousand against an allocation of Rs. 14 thousand for the year.

(x) *Purchase of Horses and Mules*

With a view to facilitating the touring of Forest Officers in the interior, the scheme provides for the purchase and maintenance of 5 horses and 14 mules and construction and maintenance of seven stables. Five horses and 14 mules purchased during 1956-57, were maintained during 1958-59. Two more mules were also purchased during 1958-59, thus exceeding the Plan target. The expenditure amounting to Rs. 35.3 thousand incurred during the year slightly exceeded the allocation.

(xi) *Soil Conservation and Afforestation including Panchayat Forests*

The programme of work under the scheme consists of (a) providing a vegetative cover over eroding areas and (b) planting trees with a view to checking soil erosion. The scheme also envisages strict supervision by the Forest Department for ensuring that (a) no land is allowed to go waste and (b) uncontrolled grazing is stopped. In the year 1958-59, afforestation was done over 543 acres which was in excess of the target for the year by 108 acres.

During 1958-59, an expenditure of Rs. 66.9 thousand was incurred against the budget allocation of Rs. 67.9 thousand.

(xii) Game Preservation

The scheme provides for setting up a separate Game Department at a cost of Rs. 85 thousand during the Second Plan. The provision of Rs. 27.5 thousand for the year 1958-59 was utilised in full.

(xiii) Forestry Survey

The object of the scheme is (a) preparation of maps demarcating the boundaries of undemarcated forests, (b) preparation of registers of rights of the villagers in the surrounding areas, and (c) finding out the data in respect of growing stock and timber volume in these forests.

The scheme was taken up for execution for the first time during 1958-59 and 700 boundary pillars were constructed and 15 square miles of area was surveyed. Against an allocation of Rs. 9 thousand for the year, an expenditure of Rs. 10 thousand was incurred.

(xiv) Chamba Town Development (Soil Conservation)

The scheme was put in operation for the first time during 1958-59. It aims at soil conservation over an area of 2,127 acres in Chamba town during the Second Plan period at a cost of Rs. 1.50 lakhs, with a view to checking rampant soil erosion and changing course of the Ravi. Afforestation was done over 25 acres during the year under review. The small achievement was due to limited funds. The allocation of Rs. 2 thousand for the year was utilised in full.

(xv) Bhakra Soil Conservation

The scheme was taken up for execution for the first time during 1958-59 and aims at soil conservation operations extending over 2,650 acres in Bhakra catchment area during the Second Plan at a cost of Rs. 3 lakhs. Against a target of 650 acres for 1958-59, afforestation was done in 682 acres. The provision of Rs. 26 thousand made for this programme during the year was utilised in full.

5. FISHERIES

The main objects of the development programme for Fisheries are (a) to increase fish production through cultural practices and utilization of available resources, (b) to increase employment potential and (c) to provide better sport to anglers interested in trout fishing.

Out of the three schemes in operation during 1957-58, Fish Marketing Scheme was dropped during 1958-59, due to certain administrative difficulties and in its place another scheme—Establishment of Trout Farm at Barot, was taken up. The number of schemes in operation during 1958-59 thus remained the same as in the previous year.

The budget allocation of Rs. 55.2 thousand for the year 1958-59 was utilized in full. Scheme-wise details of expenditure and achievements are given below :—

(i) Propagation of Mirror Carp

This is a multiplication scheme under which large-scale experiments

on rearing, breeding, feeding and stocking of mirror carp are being conducted at Nahan with a view to extending its culture in available impounded waters in the Pradesh.

During 1958-59, 22,700 mirror carp fingerlings were raised against a target of 20,000. Of these, 11,100 fingerlings were stocked in an area of 125 acres in the Pradesh and 11,600 were distributed to other states. The budget allocation of Rs. 22 thousand for the year was utilized in full.

(ii) Establishment of Trout Farm at Chirgaon

The scheme provides for the establishment of a Trout Farm at Chirgaon (Mahasu district) on the river Pabar famous for trout fish. At this Farm 50,000 trout ova are proposed to be produced annually for (a) keeping the trout waters well-stocked, (b) meeting the market demand and (c) providing better sport facilities to anglers. The construction of the farm was completed during the previous year (1957-58).

In the year 1958-59, 169 wild trout breeders caught from the river were stocked in the farm and 24,400 trout ova were produced. Budget allocation of Rs. 3.2 thousand for 1958-59 was utilized in full.

(iii) Establishment of Trout Farm at Barot

This scheme, which has been taken up in place of Fish Marketing scheme, was put into operation during 1958-59. The proposed farm at Barot (Mandi district) is planned to produce about one lakh trout ova every year with a view to stocking the trout waters at Barot for meeting the market demand and for providing better sport facilities to anglers. The budget allocation of Rs. 30 thousand for the construction work was utilized in full.

6. CO-OPERATION

The Second Plan provides for an integrated programme for the development of co-operation. Under this, fields like credit, marketing, supply and distribution and co-operative farming are planned to be covered.

As against two schemes in the previous year, the number of schemes in operation during 1958-59 was six. Three of the additional schemes were, however, those already taken up for execution during 1956-57 but dropped later during 1957-58, either due to late receipt of sanction or allocation not having been provided for in the budget. The schemes are (i) subsidies to Co-operative Marketing Societies towards meeting the cost of salaries of the staff, (ii) subsidies to Co-operative Credit Societies for bearing the cost of salaries of the staff and (iii) loans and subsidies to Co-operative Societies for the construction of godowns. The fourth scheme relating to the grant of financial aid by way of share capital to Co-operative Credit Societies was, however, taken up for the first time during the year under review.

The original Plan provision for this sector was Rs. 47.50 lakhs but it was subsequently reduced to Rs. 42.25 lakhs. The anticipated saving of Rs. 5.25 lakhs has been re-appropriated to the head 'Panchayats'.

Since the budget provision for co-operative development schemes during 1958-59 was made in a lump sum in respect of all Union Territories

by the Government of India, no separate allocation for Himachal Pradesh was available. The Government of India, however, sanctioned a sum of Rs. 6.15 (Rs. 4.30 lakhs as loans and contribution to share capital of Co-operative Societies and Rs. 1.85 lakhs as subsidy for the implementation of the Co-operative development schemes in the Pradesh) at the fag end of 1958-59. Out of this allocation, a sum of Rs. 4.78 lakhs (Rs. 3.37 lakhs as loans and Rs. 1.41 lakhs as subsidies) was spent during the year under review. The total expenditure during the year under review was, however, Rs. 4.96 lakhs which included an amount of Rs. 18 thousand (met out of Savings under the 'Area Demand') spent on training and education.

Scheme-wise details of expenditure and achievements during 1958-59 are discussed below :—

(i) *Administrative staff*

An amount of Rs. 45 thousand was spent under the scheme.

(ii) *Training and Education*

The expenditure incurred under the scheme was of the order of Rs. 18 thousand.

(iii) *Subsidies to Co-operative Marketing Societies—towards meeting the cost of salaries of the staff*

The number of societies benefitted under the scheme during the year was 5 and the amount spent was 3 thousand.

(iv) *Subsidies to Co-operative Credit Societies—for bearing the cost of salaries of staff*

Under this scheme, subsidies amounting to Rs. 18 thousand were granted to 20 credit societies.

(v) *Loans and Subsidies to Co-operative Societies—for construction of godowns*



During the year under review, loans and subsidies amounting to Rs. 3.52 lakhs were granted to the Co-operative Societies for the construction of 28 godowns.

(vi) *Share capital to Co-operative Societies for credit*

A sum of Rs. 60 thousand was spent under the scheme for providing financial aid to co-operative credit societies on a matching basis with reference to share capital of the societies under the programme of state partnership.

7. VILLAGE PANCHAYATS

In accordance with the policy laid down by the Government of India, the Plan provision of Rs. 26.60 lakhs for the development of Panchayats has to be met out of the savings under other heads of development within the total Plan ceiling for the Pradesh.



All seven schemes in operation in the previous year were

continued during the year under review. The allocation of Rs. 5.71 lakhs for the year was utilised in full. The progress of expenditure and achievements under each scheme is discussed below :—

(i) *Pay of Panchayat Secretaries*

During 1958-59, an amount of Rs. 2.74 lakhs earmarked for giving grants-in-aid to 466 Panchayats for meeting the expenditure on the salaries of Panchayat Secretaries—one Panchayat Secretary to look after the work of both Gram and Nyaya Panchayats, was utilized in full.

(ii) *Training of Personnel*

The scheme provides for the training of Panchayat Secretaries, *sarpanchs* and *panchs*. It was taken up for execution in 1957-58. During 1958-59, a sum of Rs. 26 thousand was spent towards the establishment expenditure on the staff appointed for imparting training. This expenditure was in consonance with the allocation for the year.

(iii) *Supply of Stationery to Gram and Nyaya Panchayats*

Under the scheme, grants-in-aid are given to the Gram and Nyaya Panchayats for the purchase of stationery. The expenditure incurred for this purpose during 1958-59 (Rs. 20.7 thousand) was in accordance with the target for the year.

(iv) *Supply of Tools and Implements*

In order to enable Panchayats to carry out development work efficiently through *Shramdan*, the scheme provides for the supply of a set of necessary tools and implements to each Gram Panchayat.

During the year under report, grant for the purpose amounting to Rs. 70 thousand was given to 70 Panchayats, thus utilising the allocation for the year in full. In view of steady increase in the number of Panchayats organised, the total expenditure incurred (Rs. 3.96 lakhs) up to the end of 1958-59 has exceeded the Plan target (Rs. 3.47 lakhs).

(v) *Construction of Panchayat Ghars*

The scheme envisages the construction of 80 Panchayat Ghars during the Second Plan period. The estimated cost of a Panchayat Ghar amounting to Rs. 10 thousand is to be borne jointly on 50 : 50 basis by the Government (as subsidy) and by the people in the shape of contribution. However, due to the abolition of Zila Panchayats in the Pradesh, the consequent saving of Rs. 1.50 lakhs originally earmarked for their organisation and other anticipated saving under different schemes will make it possible to divert more funds to this scheme and thus grant subsidy for a larger number of Panchayat Ghars than planned earlier.

The scheme was put into operation during 1957-58. The expenditure incurred during the year under review was Rs. 1.45 lakhs which was utilised as subsidy granted for the construction of 29 Panchayat Ghars and was in consonance with the allocation for the year.

(vi) Printing of Pamphlets and other Material

Under the scheme, the allocation of Rs. 14 thousand for 1958-59 for the supply of literature and other material, required by Panchayat Officials in the discharge of their day-to-day functions was utilized in full.

(vii) Organisation of Panchayat Sammelans

With a view to inculcating new ideas and community feelings among the people which are so necessary in the context of decentralised democratic set-up and planning, the scheme provides for the organisation of Panchayat Sammelans. A provision of Rs. 21 thousand made for the year under review for this purpose was utilized in full.

8. CONSOLIDATION OF HOLDINGS

Consolidation operations in the Pradesh were taken up at the end of the First Five Year Plan when (i. e. by the end of 1955-56) an area of 4,184 acres was consolidated. The targets fixed for the Second Plan are to carry out consolidation operations in lands extending over 1.20 lakh acres at a cost of Rs. 9.50 lakhs.

For carrying out the programme during 1958-59, an amount of Rs. 1.62 lakhs was allocated against which Rs. 1.59 lakhs were spent. The physical target for the year was 24 thousand acres, against which 23 thousand acres were consolidated. The following table gives the district-wise break-up of the progressive achievements recorded till the end of the year under report :—

District	Area consolidated (acres)			
	1956-57	1957-58	1958-59	Total
Mahasu	3,762	6,132	6,182	16,076
Mandi	4,640	2,001	3,994	10,635
Sirmur	3,163	6,296	6,471	15,930
Bilaspur	1,701	3,241	6,280	11,222
Total	13,266	17,670	22,927	53,863

CHAPTER III

COMMUNITY DEVELOPMENT PROGRAMME

During the year under review, the Community Development programme continued gaining further momentum towards bringing about a change in the mental outlook of people in the Pradesh, instilling in them ambition for higher standards of life and the will and the determination to work for achieving such standards. The year under report also saw the opening of two more Blocks (i) Churah-II (Stage-I Block), coming into existence through the bifurcation of old Churah Block and (ii) Sarkaghat-I (Pre-extension Block), consisting of the areas of Sarkaghat tehsil not covered earlier by the Community Development programme. The total number of Blocks at the close of 1958-59 was 26 (Pre-extension*-1; Stage I*-14; Stage-II*-7 and C.D.*-4) covering entire Himachal Pradesh, excepting part of Mandi Sadar tehsil of Mandi district. The series-wise number of Blocks and the area and population covered are given below :—

Series	Blocks at work(No.)	Area covered (sq. miles)	Villages covered (No.)	Population covered
COMMUNITY DEVELOPMENT BLOCKS :				
1956-57 converted	4	1,683	2,509	2,01,456
STAGE-II BLOCKS :				
1952-53	4	1,092	2,288	2,33,650
1953-54	1	236	610	77,852
1955-56-April (converted)	2	566	752	76,826
STAGE-I BLOCKS :				
1954-55	2	931	1,197	95,763
1955-56-April	1	853	195	41,665
1956-57 :				
April	2	558	506	53,025
October	6	3,872	1,175	1,78,577
1957-58-October	2	1,232	1,361	65,026
1958-59-April	1	285	210	22,445
PRE EXTENSION BLOCKS :				
1959-60-October	1	100	328	34,417

According to the approved pattern, a Block should cover a population of 66,000. Adoption of this pattern in regard to coverage has, however, not been possible in Himachal Pradesh, owing to widely dispersed population which would have resulted in the formation of Blocks of unmanageable size

* This classification came into force with effect from 1st April, 1958.

from the point of view of area. As a result of such and other practical considerations, the total number of Blocks to cover the entire area of the Pradesh is proposed to be 34.

PROGRESS OF WORK

The financial allocation for the Community Development programme for the year under review was Rs. 36.59 lakhs which was Rs. 5.31 lakhs more than that for the previous year. As against a short-fall in expenditure by Rs. 5.37 lakhs in 1957-58, the expenditure during 1958-59 exceeded the allocation by Rs. 1.05 lakhs. The progress made on various fronts during the year under review is summarised in the subsequent paragraphs. The progress made under this programme has, however, to be viewed in the light of limitations imposed by climatic conditions which curtail the working period in a year as also by the difficult terrain.

Agriculture and Allied Services

As usual, the activities in the field of agriculture and animal husbandry received the highest priority during the year under review. Distribution of improved seeds and chemical fertilizers; encouragement of fruit and vegetable cultivation; demonstration of improved agricultural practices with special stress on Japanese method of paddy cultivation; development of local manurial resources and irrigation facilities are the important activities under 'Agriculture'. Up-grading of livestock and poultry by the distribution of pedigree bulls, rams and exotic breeds of poultry; protection of livestock and poultry from diseases and the establishment of artificial insemination centres constitute the main items under 'Animal Husbandry' programme. The highlights of achievements during and upto the end of 1958-59 are given below :—

Items	1958-59	Cumulative (by the end of 1958-59)
1. Improved seeds distributed ... (mds)	10,227*	65,561
2. Chemical fertilizers distributed ... (mds)	12,098	34,666
3. Agricultural demonstrations held ... (nos.)	3,619	23,288
4. Compost pits dug ... (nos)	5,824	45,275
5. Area brought under green manuring...(acres)	865	1,532
6. Improved Agricultural implements distributed ... (nos.)	224	1,941
7. Improved animals supplied ... (nos.)	81	654
8. Improved birds supplied ... (nos.)	531	1,600
9. Animals treated ... (nos.)	3,96,517	16,58,707
10. Animals castrated ... (nos.)	33,373	85,769

*This also includes 7,570 munds of improved seeds distributed under the scheme.—Seed Distribution in Agriculture sector.

Besides, agricultural lands extending over an area of 4,697 acres were estimated to be brought under irrigation during 1958-59 through the construction and improvement of *kuhls* and tanks in the various development Blocks.

Health and Rural Sanitation

The following work was done towards improving sanitation and drinking water facilities in the rural areas :—

Items	1958-59	Cumulative (by the end of 1958-59)
1. Rural latrines constructed (nos.)	126	526
2. Drains constructed (yards)	8,006	79,051
3. Village lanes paved (sq. yards)	7,902	15,767

In addition to above, 12,672 drinking water *bowlis*/wells had been constructed/renovated till the close of 1958-59.

Social Education

In the field of Social Education, it is envisaged to develop and organise various organisations of people such as Youth Clubs, Farmers' Unions and *Mahila Samitis* and *Mandals*. Opening of Community and Recreation Centres, Adult Education Centres and Reading Rooms is another important feature of the programme. The details of achievements in these fields are given below :—

Items	1958-59	Cumulative (by the end of 1958-59)
1. Adult Literacy Centres started (nos.)	225	1,115
2. Adults made literate (nos.)	15,476	41,072
3. Reading Rooms and Libraries started (nos.)	81	421
3. Community and Recreation Centres started (nos.)	147	719
5. Youth Clubs/Farmers' Unions Organised (nos.)	174	932
6. <i>Mahila Samitis</i> / <i>Mandals</i> started (nos.)	32	215
7. <i>Gram Sahayaks</i> ' Camps held (nos.)	117	169
8. Village Leaders trained (nos.)	2,854	3,961

Communications

Opening up of inaccessible areas through the construction of new roads and improvement of the existing roads is also receiving adequate

attention under the Community Development programme. Progress made in this direction is given below :—

Items		1958-59	Cumulative (by the end of 1958-59)
<i>Kacha</i> roads constructed	(miles)	302	1,369
<i>Kacha</i> roads improved	(miles)	629	5,574

The number of culverts, small bridges and ropeways constructed by the close of 1958-59 was 123.

In addition to the various achievements discussed above, 814 co-operative societies, with a membership of 51,691, were functioning at the close of 1958-59. Under rural arts and crafts programme, 569 persons were provided with part-time employment and 92 persons with full-time employment during the year under review.

People's Contribution

People in the Block areas continued to evince keen interest in the programme by way of voluntary help rendered by them in the execution of various development works. However, on account of their weak financial position, their main contribution was, as usual, in the shape of labour. During 1958-59, an amount of Rs. 8.49 lakhs (Rs. 7.21 lakhs as the value of labour and Rs. 1.28 lakhs in the shape of both cash and kind) was contributed by the people.

CHAPTER IV POWER PROJECTS

The development programme under this sector envisages: (i) electrification of 500 villages and towns in different districts during the Second Five Year Plan and (ii) making electric power available for industrial purposes. The total Plan outlay for this purpose is Rs. 213.75 lakhs.

Besides the continuation of old projects, one new item of programme viz., street lighting in areas governed by Local Bodies, was also taken up for execution during the year under review.

The expenditure (Rs. 22.68 lakhs) incurred during the year exceeded the allocation (Rs. 21.43 lakhs). The highlights of achievements during 1958-59 are given below :—

1. Generation

The capacity of Diesel Station at Solan was increased from 200 to 300 kilo-watts.

2. Distribution

For meeting the increased demand for electric supply in the towns of Chamba, Mandi, Solan, Nahan and Sundernagar, 500 new connections were given in the last two towns while schemes were prepared for strengthening the distribution systems in the remaining towns.

3. Conversion of D. C. to A. C. system

Such conversion in the case of electric systems at Solan and Chamba (which was started in previous year) was completed during the year under review. A scheme for conversion of system at Jubbal was also formulated.

4. Construction of High-tension Lines

About 70 miles of high-tension lines (11 and 22 kilo-watts), 40 miles of low-tension lines and 22 distribution sub-stations were erected.

5. Supply of Power to Industries

Electric supply was made available to Gumma Salt Mines in Mandi district. The Sugar Factory at Badripur (Paonta) was also electrified and provided with a load of 50 K. V. A.

6. Street Lighting for Local Bodies

Additional street-light points numbering 240 were provided to different Local Bodies.

7. Electrification of towns and villages

The towns of Bilaspur (New Township), Kufri, Narkanda, Kotgarh, Thanedar and 64 villages were electrified during the year under review. The total number of the towns and villages electrified during the three years ending 1958-59 was 118.

The quantum of power generated during 1958-59, both from hydel and diesel systems of generation, was of the order of 660 thousand kWh. On the consumption side, 433 thousand kWh. (38.4 per cent) was sold for domestic consumption, 330 thousand kWh. (29.3 per cent) as commercial light and small power, 161 thousand kWh. (14.3 per cent) as industrial power and the rest 204 thousand kWh. (18.1 per cent) was sold for miscellaneous purposes.

CHAPTER V

INDUSTRIES (VILLAGE AND SMALL-SCALE)

In a predominantly agricultural tract like Himachal Pradesh, with relatively less economic farming, industrial development assumes special significance in bringing about a balanced and integrated economy. However, owing to conditions peculiar to the Pradesh, prospects for the establishment of large-scale industries are very dim. The development of villages and small-scale industries is, therefore, receiving adequate attention under the Five Year Plan for the extension of work opportunities and raising the standard of living of the people. A provision of Rs. 47.50 lakhs has been made for this purpose under the Second Five Year Plan.

Against the budget allocation of Rs. 5.58 lakhs for the year under review, the expenditure incurred was Rs. 5.39 lakhs. All the seven schemes in operation during the previous year were continued in the year under review. Scheme-wise details of progress made during 1958-59 are given below :—

1. Sericulture

The scheme aims at the development of sericulture industry in the Pradesh through the establishment of mulberry farms, production of disease free cellular silk-seed, reeling of cocoons, production of silk yarn etc.

Four nurseries at Parduni and Janot (Sirmur), Chauntra (Mandi) and Jhula Khari (Chamba) were started during 1958-59, thereby bringing the total number of nurseries started till the close of 1958-59 to nine. From these nurseries, 8,320 mulberry plants of improved variety were planted departmentally and 12,000 plants were distributed to the farmers. The production of cocoons was estimated to have increased to 17,000 lbs. Besides, silk seed and silk yarn is also being produced at the rate of 350 to 370 ozs. and 300-400 lbs. per annum, respectively. The seed is distributed free to the interested parties and a part of the cocoons produced by the rearers is purchased by the Department for reeling in the Departmental Centre at Mandi. The allocation of Rs. 49 thousand, for 1958-59 was utilized in full.

2. Production-cum-training Centres

The scheme envisages setting up of various production-cum-training centres with a view to imparting training to the persons desirous of entering various industrial trades and for acquainting the artisans in the latest methods of production. These centres include (a) those newly proposed; (b) centres which could not be started during the Five Year Plan; and (c) those taken over from the Community Development Blocks.

In the case of centres under category (a) the progress made during 1958-59 is given below :—

(i) Blacksmithy

Two centres are proposed to be set up during the Second Plan period. The production-cum-training centre at Chamba for which preliminaries had been completed in the previous year was established. A provision of Rs. 44 thousand made for meeting the working expenses

of the centre at Chamba as also the other centre at Rohru was fully utilized.

(ii) *Carpentry*

The target of establishing two centres during the Plan period had been achieved in the previous year. The allocation of Rs. 9 thousand for 1958-59 towards the functioning of the two centres at Chamba and Bilaspur was utilized in full.

(iii) *Tailoring*

Under this scheme, four tailoring centres are proposed to be established by the end of the Second Plan period. All the four centres had been established in the previous year at Hatkoti and Rampur (Mahasu district), Sundernagar (Mandi district) and Chamba. However, the centre at Chamba could not start functioning during the previous year due to the non-availability of necessary staff. The staff appointed later during 1958-59 left service after a very short period. An amount of Rs. 15* thousand was spent on the scheme during 1958-59 against an allocation of Rs. 40* thousand.

Among the centres which were taken over from the First Plan (category-b) were the sports-goods centre at Paonta, rope making centre at Trilokpur (Sirmur), wood working centre at Paonta, basketry-ware centre at Nahan and blacksmithy and utensil making centre at Jogindernagar. The scheme relating to sports-goods centre at Paonta was, however, dropped during the year under review. An expenditure of Rs. 1.01 lakhs † was incurred on the maintenance of these centres during 1958-59 against an allocation of Rs. one lakh †.

With regard to category (c), the following centres were taken over from the Development Blocks :—

- (i) Centre for tanning and manufacture of leather goods at Sundernagar (Balh Block) ;
- (ii) Weaving centre at Sundernagar (Balh Block) ;
- (iii) Five peripatetic units in blacksmithy, weaving, leather, tailoring and wood working in Bilaspur district (wood working and leather goods units which could not be established due to the non-availability of staff, have now been decided to be dropped) ;
- (iv) Basketry-ware centre at Kunihar (Kunihar Block) ;
- (v) Two hosiery centres at Paonta and Solan (Paonta and Kunihar Blocks) ;
- (vi) Tanning centre at Arki (Kunihar Block) and
- (vii) Tailoring centre at Paonta (Paonta Block).

*These figures also include the allocation and expenditure in respect of Tailoring Centre at Paonta (serial No. vii under Category-C)

†These figures also include the allocation and expenditure in respect of Basketry-ware centre at Kunihar (serial No. iv Category-C)

The allocation of Rs. 74.8* thousand for 1958-59 for the maintenance of these centres was utilised in full.

3. *Gur Making*

The scheme envisages the establishment of two demonstration units for imparting training in the latest technique of *gur* making. During 1958-59, Rs. 6.7 thousand were spent on the maintenance of these two units for Paonta (Sirmur district) and Balh (Mandi district) areas.

4. *Stipends and Scholarships*

Under the scheme, stipends and scholarships are to be awarded to the trainees in production-cum-training centres for the promotion of technical education. The allocation of Rs. 35 thousand for the year under review was utilized in full.

5. *Grant of Industrial Loans*

The scheme provides for the advancement of loans to private parties with a view to promoting industrial expansion and for rapid development of cottage and small-scale industries in the Pradesh. The Plan provision of Rs. 10.20 lakhs for the purpose had to be revised to Rs. 7 lakhs as desired by the Ministry of Commerce and Industry, Government of India. For the year 1958-59, a sum of one lakh rupees was placed at the disposal of Administration for disbursement as loans under the scheme which was utilized in full.

6. *Sales shops*

The scheme envisages the maintenance of one existing sales shop at Mandi and the establishment of four new sales shops one in each of the remaining four districts of the Pradesh, for the display and sales of handicrafts and cottage industry products. Of the four new sales shops, one was opened at Simla during 1956-57 and the other at Chamba is in the process of being established. During 1958-59, the allocation of Rs. 17 thousand for the year was utilized in full.

7. *Staff Scheme*

The scheme provides for the recruitment of additional staff to enable the Department to carry out efficiently the programme of development during the Second Plan. The scope of the scheme was extended during 1957-58 in order to provide for the creation of posts of Extension Officers (Industries) in the Development Blocks. Against a budget provision of Rs. 76 lakhs for the year 1958-59, an amount of Rs. 81 thousand was utilised.

*Does not include the allocation and expenditure details in respect of centres at serial No. (iv) and (vii) which have been included under 2 (b) and 2 (a)-iii, above, respectively.

CHAPTER VI

ROADS AND ROAD TRANSPORT

1. ROADS

Due to relatively much under-developed means of communications, the development of roads has continued to occupy a place of special importance in the development programme of Himachal Pradesh. Road development programme, with the maximum allocation of Rs. 427.50 lakhs *i. e.* 29 per cent of the total Plan outlay, consists of construction and improvement of (i) roads other than National Highways, (ii) roads in backward and tribal areas and (iii) inter-State roads of economic importance.

The target of work during the Second Plan is the construction of (i) 419 miles of motorable roads, (ii) 237 miles of jeepable roads (iii) 133 miles of less-than-jeepable roads and (iv) 19 bridges. Besides, metalling and tarring operations in 158 and 113 miles, respectively, provision of cross drainage for 120 miles is also envisaged.

During 1958-59, against an allocation of Rs. 101.80 lakhs, a sum of Rs. 104.40 lakhs was spent. The total expenditure incurred during the three years ending 1958-59 was to the tune of Rs. 255.02 lakhs. The achievements made during the year under review as also upto the three years ending 1958-59, are given below :—

Stages of construction	Achievements during	
	1958-59 (Miles)	3 years ending 1958-59 (Miles)
1. Motorable roads (24 ft.)	36	126
2. Motorable roads (16 ft.)	90	505
3. Jeepable 9 ft.	131	415
4. Less than jeepable	84	1,017
5. Metalling	6	6
6. Tarring	6	6
7. Cross drainage	6 (Nos.)	30 (Nos.)
8. Bridges	6	6

2. ROAD-TRANSPORT

In view of very remote possibility for the establishment of railways as a means of transportation in a difficult hilly terrain, development of

road-transport, side by side the road construction works, has a special significance in the context of rapid economic development of the Pradesh.

Of the five schemes in operation in the previous year, four were continued during 1958-59. The scheme relating to the 'Conversion of petrol vehicles into diesel vehicles' was dropped. The expenditure incurred during the year under review was Rs. 10.29 lakhs against the allocation of Rs. 10.50 lakhs. The allocation for the year formed 19 percent of the Plan provision. The scheme-wise details of progress of expenditure and achievements are discussed below :—

(i) *Purchase of Vehicles*

The scheme provides for the purchase of 132 vehicles during the Second Five Year Plan at a cost of Rs. 32.75 lakhs. The allocation of Rs. 7.65 lakhs for this purpose for 1958-59, was utilized in full on the purchase of 28 vehicles, against a target of 26.

(ii) *Machinery for Central Workshop*

During 1958-59, a sum of Rs. 35 thousand was utilized for the purchase of machinery for the Central Workshop. This expenditure was in consonance with the budget provision for the year.

(iii) *Stores Reserve (including Engine Assemblies etc.)*

Against an allocation of Rs. 1.30 lakhs, an expenditure of Rs. 1.29 lakhs was incurred during the year under review on the purchase of necessary equipment for building up of a store-reserve.

(iv) *Buildings*

The scheme provides for the construction of garages, booking offices, godowns etc. at different places in the Pradesh. Against an allocation of Rs. 1.20 lakhs for the year 1958-59, a sum of Rs. 1.00 lakh was spent on the construction of (i) six garages at Dhali, (ii) two ramps at Dhali and Chamba (iii) one wing of Regional Transport Office (Nahan) (iv) one booking office at Chamba (partially completed) and (v) one washing pit at Mandi. Besides, the Work-shop at Tara Devi was also electrified.

CHAPTER VII SOCIAL SERVICES

1. EDUCATION

The programme of development in the field of education extends to all stages viz., from primary to the University stage, as also to physical and audio-visual education and other extra-curricular activities. During 1958-59, all the twelve schemes in operation in the previous year, excepting one relating to the improvement of existing Sanskrit Institution, were continued and six new schemes were also taken up for execution. The new schemes include (i) up-grading of Inter College at Bilaspur to the degree standard, (ii) initiation of audio-visual education, (iii) organization of seminars and refresher courses for headmasters and teachers of Secondary Schools and establishment of an extension service department in training institutions, (iv) conversion of 22 existing High Schools into Higher Secondary Schools, (v) up-grading of 10 Middle Schools to the High Standard and (vi) up-grading of 40 Primary Schools to the Middle Standard.

The programme of development relating to education is being carried out both by the Administration and the Territorial Council in their respective spheres. In the field of Primary, Secondary and Higher Secondary education, all schemes are being implemented by the Territorial Council while the programme in regard to University education and miscellaneous schemes, are being executed by the Education Department of the Administration.

Of the above six new schemes put into execution during 1958-59, first three concern the Administration and the last three are executed by the Territorial Council.

Against a total provision of Rs.18.94* lakhs (Rs. 15.38 lakhs-Territorial Council and Rs. 3.06 lakhs Administration) for 1958-59, the amount spent was Rs. 7.11 lakhs (Territorial Council : Rs. 4.10 lakhs and Administration : Rs. 3.01 lakhs). Scheme-wise progress made during the year is discussed below:—

1. *Primary/Junior Basic Education*

(i) *Opening of 200 new Junior Basic Primary Schools* .—The scheme provides for the opening of 200 new Junior Basic Primary Schools in the Pradesh during the Second Plan period. The target of opening 40 schools during 1958-59 was achieved in full, thereby bringing the number of schools opened till the close of 1958-59 to 100. The expenditure incurred during 1958-59 was Rs. 0.85 lakhs against the budget allocation of Rs. 3.50 lakhs. The short-fall in expenditure was due to the fact that part of the allocation meant for subsidy to the schools for the construction of buildings etc. could not be utilized. Besides, the staff could also not be recruited in the beginning of the year.

* Does not include provision for the construction of school buildings under the Scheme—Spill-over expenditure on construction of school buildings of the First Five Year Plan.

(ii) *Conversion upto Junior Basic and introduction of craft in Primary Schools*

(a) *Conversion of 200 existing Primary Schools into Junior Basic Schools* .—The object of the scheme is to expand basic education facilities in the Pradesh through the conversion of 200 existing Primary Schools into Junior Basic Schools during the Second Plan period. The target of converting 50 Schools during 1958-59 was achieved in full. This brought the number of Primary Schools converted into Junior Basic Schools till the close of 1958-59 to 150.

(b) *Introduction of Craft in 200 Primary Schools* .—The scheme provides for the introduction of craft in 200 Primary Schools every year during the Second Plan period. The target of providing crafts in 100 Schools during 1958-59 was achieved in full. The total number of Schools provided with crafts by the close of 1958-59 stood at 485.

The expenditure on the above two schemes during 1958-59 was of the order of Rs. 8 thousand against an allocation of Rs. 1.85 lakhs. The allocation contained an amount of Rs. 1.0 lakh for the construction of 100 buildings for the converted schools and Rs. 45 thousand for the purchase of land. The amount for land and buildings (Rs. 1.45 lakhs) remained unspent due to non-availability of land and for want of executing agency or finalization of disbursement procedure in regard to subsidy to be paid for the construction of buildings.

2. *Secondary Education*

(i) The schemes relating to :

- (a) upgrading of 25 Lower Middle Schools to Middle Standard ;
- (b) introduction of craft in 15 Middle Schools every year during the Second Plan period ; and
- (c) provision of crafts in Girls High and Middle Schools provide for the extension of educational and craft facilities. During 1958-59 a sum of Rs. 67 thousand was spent against a budget allocation of Rs. 1.99 lakhs under these schemes. The short-fall in expenditure was due to non-utilization of funds earmarked for the construction of buildings and late recruitment of staff. The achievements made during 1958-59 are given below.

The target of introduction of craft in 15 Middle Schools was achieved in full bringing the total number of Middle Schools, having craft facilities till the close of 1958-59 to 45. As regards other two schemes, twenty-five Lower Middle Schools were upgraded to Middle Standard in the previous year and the number of Middle and High Girls' Schools provided with craft facilities till the end of previous year was 20 against the Plan target of 29 Schools. No progress was, however, made in these directions during 1958-59.

(ii) *Conversion of 8 Middle Schools into Senior Basic Schools* .—The conversion was completed in the previous year. During 1958-59, an amount of Rs. 10 thousand was spent on the salaries of staff against the budget allocation of Rs. 43 thousand. The short-fall in expenditure was mainly due to the fact that the provision made for building and purchase of land remained unspent

(iii) *Upgrading of 10 Middle Schools to High Standard* .—The scheme was taken up for execution for the first time during 1958-59 and the target of upgrading of 10 Middle Schools to High Standard during the Second Plan period was achieved in full. Against a budget allocation of Rs. 2.23 lakhs for the year under review, an amount of Rs. 0.82 lakhs was spent. The expenditure was low due to the non-utilization of funds provided for construction of buildings, late submission of certain proposals by the Schools involving contingent expenditure.

(iv) *Upgrading of 40 Primary Schools to Middle Standard* .—This scheme was also put into ~~for~~ execution for the first time during 1958-59. The target of upgrading 15 Schools during the year was achieved, while the expenditure incurred was to the order of Rs. 51 thousand against the budget allocation of Rs. 2.38 lakhs. The short-fall in expenditure was ascribed to non-execution of building construction proposals and late recruitment of staff.

3. Higher Secondary Education

Conversion of 22 existing High Schools into Higher Secondary Schools .— This was a new scheme put into operation during 1958-59. Against an allocation of Rs. 3.50 lakhs for the year, an amount of Rs. 78 thousand was spent towards the purchase of science apparatus and type-writers. The allocation for the construction of buildings remained unspent as the agency for the work could not be determined. Consequently the amount meant for furniture, fittings etc. also could not be utilized.

4. University Education

(i) *Opening of Degree College at Chamba* .—The college was started from the academic year 1958-59. Initial equipment, furniture, library books etc. were supplied in the previous year and this was supplemented by further supply of college and laboratory equipment etc. during the year under review. Against an allocation of Rs. 91 thousand for the year 1958-59, an amount of Rs. 90 thousand was utilized.

(ii) *Upgrading of Inter College Bilaspur to Degree College* .— This upgrading took effect from the academic year 1958-59 and the budget allocation of Rs. 10 thousand for the year was utilized in full.

(iii) *Award of Scholarships for Technical and University Education* .— Besides the continuance of 10 out of 37 and 42 scholarships awarded in the year 1956-57 and 1957-58, respectively, 42 more scholarships were awarded during the year under review to the deserving students for study both within and outside the Pradesh. Against a budget allocation of Rs. 14 thousand, an amount of Rs. 13 thousand was spent during 1958-59.

5. Miscellaneous Schemes

(i) *Organization of Audio-Visual Education* .—The scheme was taken up for execution for the first time during 1958-59 when an Audio-Visual Unit was established in the Directorate of Education. The Unit carried out its activities in various institutions in the Pradesh by organizing film shows, distribution of radio-sets and audio-visual

literature to various schools etc. It also organized a seminar of 45 teachers in audio-visual education aid at Solan in October, 1958. The allocation of Rs. 50 thousand for the year was utilized in full.

(ii) *Organization of Seminars and Refresher Courses for Headmasters and Teachers of Secondary Schools and Establishment of Extension Service Department in Training Institutions.*—The scheme was taken up for execution for the first time during 1958-59. During the year a seminar of Inspecting Officers, Headmasters and Headmistresses was organized at Solan to discuss the scheme for the transformation of existing High Schools to Higher Secondary Schools. The equipment for the extension Service Department (concerned with the organization of seminars and educational tours) was also purchased. Against an allocation of Rs. 21 thousand for the year, a sum of Rs. 20 thousand was spent.

(iii) *Formation of 23 Junior Division Troops (20 for boys and 3 for girls) and raising of 400 A.C.C. cadets.*—During the year under review, 4 Junior Division Troops for Boys and one for Girls were raised thus achieving the target for the year in full. By the close of 1958-59, 10 Junior Division Troops for Boys, two for Girls and 200 A.C.C. Cadets had been raised. The allocation of Rs. 33 thousand for the year 1958-59 was utilized in full.

(iv) *Opening of a Central Library.*—The Central Library which was established at Solan in the previous year was further strengthened during the year under review. Against an allocation of Rs. 31 thousand for the year, an amount of Rs. 30 thousand was spent.

(v) *Opening of five District Circulating Libraries.*—Two old libraries at Bilaspur and Nahan were replenished by supply of library equipment, books etc. in the previous year. During 1958-59, equipment and books for the remaining three libraries at Mandi, Chamba and Theog were purchased and all the three (except the one at Theog) started functioning. The allocation of Rs. 35 thousand for the year was utilized in full.

(vi) *Setting up of a Planning and Statistical Unit.*—The unit in question was established during 1956-57 in the Directorate of Education in order to cope with the increased work-load and for effective and timely implementation of the Plan schemes, by maintaining closer co-ordination and liaison between the Administration and the Central Government. The allocation of Rs. 21 thousand for 1958-59, was almost fully utilized.

(vii) *Spill over expenditure on construction of school buildings of First Five Year Plan.*—An amount of Rs. 29 thousand was spent during 1958-59 under this scheme. The scheme is being implemented by the Public Works Department.

2. MEDICAL AND PUBLIC HEALTH

The programme of development in this field envisages the expansion of medical and public health facilities in the Pradesh, at a cost of Rs. 79.65 lakhs during the Second Plan period.

During 1958-59, all the forty three schemes (22 under the Medical and 21 under the Public Health sectors) in operation during the previous year were continued and one more scheme (in the Medical sector) viz. installation of X-Ray Plants in Hospitals in the interior of the Pradesh, was also taken up for execution.

The programme of development under this sector is being carried out jointly as also separately in certain spheres, by the Administration and the Territorial Council. Under the Medical development programme, the schemes at serial Nos. (i) to (v) are being executed by the Administration, at serial Nos. (xi) to (xxiii) by the Territorial Council and from (vi) to (x) jointly by the Administration and the Territorial Council. Similarly, in the case of Public Health schemes at serial Nos. (i) to (xv) are being executed by the Administration, at serial Nos. (xvi) to (xxi) by the Territorial Council and Nos. (xvii) and (xviii) jointly by the Administration and the Territorial Council.

Against a total provision of Rs. 20.03 lakhs for 1958-59, the amount spent was Rs. 18.95 lakhs. Scheme-wise progress of expenditure and achievements separately for Medical and Public Health programmes are discussed below :—

A—MEDICAL

(i) *Arrangements for Post Graduate Training of Doctors at the Himachal Pradesh Hospital, Simla*

The object of the scheme is to provide post-graduate training facilities at the Himachal Pradesh Hospital, Simla in order to overcome the shortage of trained doctors in the Pradesh. During 1958-59, the staff was strengthened by the appointment of one medical specialist, one surgical specialist and one technician. Against an allocation of Rs. 26 thousand for the year 1958-59, an amount of Rs. 55 thousand was spent.

(ii) *Expansion of Himachal Pradesh Hospital, Simla*

During 1958-59, against an allocation of Rs. 4.89 lakhs, the actual expenditure incurred on the construction of the seven-storeyed building of the Himachal Pradesh Hospital, Simla, which is in progress since 1956-57, was to the tune of Rs. 5.46 lakhs. This, however, included the expenditure on staff already appointed under the scheme.

(iii) *Starting of a Provincial Laboratory at the Himachal Pradesh Hospital, Simla*

Against an allocation of Rs. 29 thousand, the expenditure incurred during 1958-59 amounted to Rs. 14 thousand. The scheme is in operation since 1956-57.

(iv) *Medical Stores Organisation*

The organisation was wound up on 31st October, 1953. Against an allocation of Rs. 65 thousand for the year 1958-59, a sum of Rs. 13 thousand was incurred.

(v) *Installation of X-Ray Plants in Hospitals in the interior of the Pradesh*

The scheme was taken up for execution for the first time during 1958-59. Four plants are to be installed during the Second Plan period. One plant was installed at Paonta (Sirmur) during 1958-59. The expenditure incurred was Rs. 0.12 thousand against the budget allocation of Rs. 14 thousand.

(vi) *Starting of Dental Clinics*

The target fixed under this scheme is to start four dental clinics at Tehsil hospitals during the Second Plan period. During the year under review, one clinic was opened at Jogindernagar. By the close of 1958-59, two clinics had been started—the other being at Solan. Against an allocation of Rs. 6 thousand, a sum of Rs. 8 thousand was spent during 1958-59.

(vii) *Opening of Allopathic Dispensaries*

The scheme provides for the opening of 10 allopathic dispensaries during the Second Plan period. The target of starting two dispensaries during 1958-59, (at Rupi—Mahasu and Tihra—Mandi) was achieved in full. By the close of 1958-59, six dispensaries were functioning. Against an allocation of Rs. 63 thousand, an amount of Rs. 59 thousand was spent during 1958-59.

(viii) *Laboratories to be attached to Tehsil Headquarter Hospitals*

Under this scheme, 12 laboratories are to be started during the Second Plan period. During the year under review, 7 laboratories were started at Sarkaghat and Karsog (Mandi) ; Ghumarwin (Bilaspur) ; Rajgarh and Dadahu (Sirmur) ; Tissa (Chamba) and Rampur (Mahasu) thereby completing the Plan target. Against a provision of Rs. 21 thousand, an amount of Rs. 32 thousand was spent during 1958-59.

(ix) *Isolation Beds for T. B. Patients and upgrading of T. B. Clinic, Mandi*

Part of the scheme relating to isolation beds for T. B. patients, provides for 10 beds in each district during the Second Plan period. No progress could be made in the previous year for want of technical hands. During 1958-59, 20 beds were provided (10 in Mahasu and 10 in Mandi). By the close of 1958-59, 30 beds had been provided under the scheme. The amount spent during the year under review was Rs. 18 thousand against an allocation of Rs. 52 thousand.

(x) *Ministerial staff for the Offices of the Director of Health Services and the District Medical Officers*

The scheme envisages the augmentation of the staff to the extent of 20 persons, at the headquarters and in the districts, for effective and timely implementation of the Plan schemes. Nineteen persons were appointed during 1956-57, while the remaining one was appointed during 1957-58. During the year under review, an expenditure of Rs. 46.7 thousand was incurred on the salaries of the staff against a provision of Rs. 36 thousand.

(xi) Upgrading of Hospitals and Dispensaries

The scheme provides for additional staff in the four District Hospitals including the Dispensary at Gohar (Mandi) as also the addition of stores and equipment. The proposed staff includes, ENT Specialists—3; Anaesthetists—2; Nursing Sisters—2; Compounder—1; Nurse-dai—1; and Class IV servants—2. The staff appointed upto 1957-58 (ENT Specialist—1; Nursing Sisters—2; Compounder—1; Nurse-dai—1; and Class IV servants—2) was continued during 1958-59. Against an allocation of Rs. 45 thousand for the year under review, a sum of Rs. 17 thousand was spent.

(xii) Upgrading of Dispensary in Chini area

The object of the scheme is to upgrade the dispensary in Chini by the appointment of additional staff comprising Civil Assistant Surgeon—one; Compounder—one; Nurse—one; Nurse-dai—one; and Class IV servant—one. Most of this staff had been appointed till 1957-58. Steps were taken to recruit the Civil Assistant Surgeon during 1958-59. Against an allocation of Rs. 17 thousand for the year under review, an amount of Rs. 1.2 thousand was spent.

(xiii) Opening of an Ayurvedic Mobile Beldar Dispensary in Chini Area

The mobile dispensary, started in 1956-57 with one *void* and two *beldars*, continued functioning during the year under review. The expenditure incurred during the year was to the tune of Rs. 3 thousand against an allocation of Rs. 5 thousand.

(xiv) Opening of an Ayurvedic Mobile Beldar Dispensary in Pangl Area

Originally the scheme provided for the opening of an allopathic mobile dispensary but due to the shortage of doctors and particular difficulty of getting one for this remote and difficult area, the scheme had to be converted into an ayurvedic mobile dispensary. This dispensary started functioning during the year under review. The expenditure incurred was Rs. 2 thousand against an allocation of Rs. 11 thousand.

(xv) Motor-van Mobile Dispensary for Sirmur District (Addition to Staff and Equipment)

The dispensary which was started under the First Five Year Plan was to be further strengthened during the Second Five Year Plan period, by the addition of staff and equipment. The entire additional staff proposed under the scheme (Doctor—1; Dresser—1; Sanitary Inspector—1; Driver—1; and Cleaner—1) except the doctor was appointed during the previous year (1957-58). The doctor could not, however, be appointed till the close of the year under report. Equipment was partly purchased in the previous year and partly during the year under review. Against an allocation of Rs. 8 thousand for 1958-59, amount spent was Rs. 3.9 thousand.

(xvi) Key Village Scheme

Under this scheme, the Medical Officers/*Vaids* are required to tour

all the villages within a radius of 5 miles from their respective headquarters for affording on-the-spot medical aid and public health advice to the villagers. They are allowed a fixed allowance of Rs. 25 per month for this additional work. Forty dispensaries are proposed to be converted during the Second Plan period. During 1958-59, the scheme was extended to 10 dispensaries thereby covering 30 dispensaries till the close of 1958-59. Against an allocation of Rs. 8 thousand for the year, the expenditure incurred was Rs. 3.3 thousand.

(xvii) *Expansion of Ayurvedic Pharmacy at Jogindernagar*

The Pharmacy is proposed to be expanded by the addition of building, staff and equipment. Against the proposed additional staff of Assistant Manager—1; Vaid Pharmacist—1; Clerk—1; Packer—1 and Class IV servants 3, one Clerk and three Class-IV employees were appointed during 1956-57. Rest of the staff remained to be recruited by the end of the year under report. Building work was started during 1957-58 and was completed during 1958-59. Equipment has also since been purchased. Against an allocation of Rs. 22 thousand for the year, expenditure incurred stood at Rs. 9 thousand.

(xviii) *Research in Indigenous and other Systems of Medicines*

The scheme provides for the establishment of a Research and Testing Institute for carrying out research work in indigenous system of medicines to be attached with the Ayurvedic Pharmacy at Jogindernagar. The construction of necessary building remained in progress during 1958-59 and steps were also taken for the recruitment of staff. Expenditure incurred during the year under review was Rs. 5 thousand against an allocation of Rs. 23 thousand.

(xix) *Opening of Ayurvedic Dispensaries*

In all, 32 dispensaries are proposed to be opened during Second Plan period. Eight dispensaries were started during 1958-59, thereby bringing the total to 24 by the close of 1958-59. Against an allocation of Rs. 58 thousand, a sum of Rs. 45 thousand was spent during 1958-59.

(xx) *Administrative staff for Ayurvedic Section at Headquarters*

The scheme provides for the establishment of an administrative section in the office of the Director of Health Services to cope with the increasing work-load which has resulted from the increase in the number of Ayurvedic Units in the Pradesh. Most of the staff provided under the scheme is already in position. The expenditure incurred during 1958-59 was Rs. 7 thousand.

(xxi) *Administrative staff for Ayurvedic Sections in the offices of the District Medical Officers.*

With the increase in the number of Ayurvedic Units in the Pradesh, it was considered necessary to have separate Ayurvedic Sections in the Offices of the District Medical Officers for efficient administration and effective implementation of Plan schemes relating to Ayurveda. These sections have since been established. During 1958-59, a sum of Rs. 11 thousand was spent under the scheme.

(xxii) *New buildings for Allopathic Dispensaries and Staff Quarters*

Against an allocation of Rs. 15 thousand for the year under review,

an amount of Rs. 30 thousand was spent under the scheme. The scheme is being executed by the Public Works Department.

(xxiii) *New buildings for Ayurvedic Dispensaries*

The expenditure incurred under the scheme in the year 1958-59 was Rs. 15 thousand against an allocation of Rs. 40 thousand. The scheme is being implemented by the Public Works Department.

B-- PUBLIC HEALTH

(i) *Education and Training*

For meeting the shortage of trained and qualified doctors in the Pradesh, the scheme provides for the grant of 59 stipends to deserving Himachali candidates for undergoing M. B. B. S., Health Visitors' and Ayurvedic courses. Nine stipends were granted to various students (M.B.B.S.—3 ; Sanitary Inspectors—2 and Ayurvedic—4) during 1958-59, in accordance with the target for the year. By the close of 1958-59, 38 stipends had been granted under the scheme. Against an allocation of Rs. 20 thousand for the year under review, a sum of Rs. 40 thousand was spent.

(ii) *Training of Doctors in X-Ray; T. B; D. P. H; etc.*

The scheme provides for specialized training to 33 doctors in different fields during the Second Plan period. Nine doctors were got trained in various fields (D.G.O.* Course—1 ; D.M. & C.W**—1 ; Malaria—2 ; V.D.—4 and D. P. H.***-1) during 1958-59 thereby bringing the total number of doctors trained till close of 1958-59 to 12. Since only the doctors who are in service in the Pradesh are sent on training, their expenditure is met out of respective heads of their pay and no separate details are booked under this scheme.

(iii) *Training of Lady Health Visitors*

A training centre for Lady Health Visitors proposed to be started during the Second Plan period, was established in previous year and continued functioning during the year under review. An expenditure of Rs. 3.4 thousand was incurred during 1958-59 against an allocation of Rs. 11 thousand.

(iv) *Training of Auxiliary Nurses and Midwives at Nahan*

An expenditure of Rs. 20.7 thousand was incurred during 1958-59, against an allocation of Rs. 17 thousand for the continuance of this Centre.

(v) *Training of Auxiliary Nurses and Midwives at Mandi*

The allocation of Rs. 14 thousand was utilized in full during 1958-59 on the continuance of this centre.

* Diploma in Gynaecology and Obstetrics.

** Diploma in Maternity and Child Welfare.

*** Diploma in Public Health.

(vi) *Hookworm Scheme*

Under this scheme, medicines are purchased and given to the Medical Officers of Health for free distribution among the patients. During 1958-59, an amount of Rs. 2 thousand was spent against an allocation of 4 thousand.

(vii) *Goitre Scheme*

The scheme provides for free distribution of iodised salt to the patients for the treatment of goitre. During 1958-59, a sum of Rs. 3 thousand was spent against an allocation of Rs. 6 thousand. The scheme is being implemented in Mahasu district. However, the survey work in Bilaspur district was also taken up during the year under review.

(viii) *Malaria Eradication Programme*

The working of 1-1/4 units started during the First Five Year Plan under the National Malaria Control Programme, was continued during the year under report. The actual expenditure incurred (Rs. 2.53 lakhs) exceeded the target of Rs. 2.15 lakhs.

(ix) *D. D. T. Squads*

The scheme provides for the organization of five squads during the Second Plan period for spraying work. One squad was organized during 1958-59, bringing the total number of squads established till the close of 1958-59 to 3. An amount of Rs. 3 thousand was spent during the year under review against an allocation of Rs 5 thousand.

(x) *T. B. Survey and Domiciliary Care*

Five Health Visitors provided under the scheme, were recruited during 1958-59. Against an allocation of Rs. 14 thousand, a sum of Rs. 9.3 thousand was spent during the year under review.

(xi) *B. C. G. Vaccination*

The team organized during the First Five Year Plan continued functioning during the year under review. Against an allocation of Rs. 30 thousand an amount of Rs. 26 thousand was spent during 1958-59.

(xii) *Leprosy*

(a) *Leprosy Subsidiary Unit* :— The scheme provides for the continuance of one unit started under the First Five Year Plan and starting of two more units during the Second Plan period for controlling the spread of Leprosy. One unit was started in Sirmur district during the year under review, thereby completing the Plan target under the scheme. The other, located at Mandi, was started during 1957-58.

(b) *Leprosy Survey and Clinics* :— Five clinics started under the First Five Year Plan were continued during the year under review. Against an allocation of Rs. 1.46 lakhs for the above two schemes under Leprosy for 1958-59, an amount of Rs. 1.62 lakhs was spent.

(xiii) *V. D. Clinics.*

(a) *Opening of New V. D. Clinics* :—The object of the scheme is to extend V. D. clinic facilities by opening of three clinics during the Second Plan period. These three clinics, which were set up during 1956-57, were continued during the year under review.

(b) *Continuation of V. D. Clinics started under the First Plan* :—The five V. D. clinics started during the First Five Year Plan were continued during the year under review. Besides, seven V. D. sub-clinics were also started during 1958-59 under intensive V. D. Control Programme for Mahasu district. During 1958-59, an expenditure of Rs. 2.38 lakhs was incurred under the V. D. clinics scheme against an allocation of Rs. 2.20 lakhs.

(xiv) *Purchase of Motor-Van for Maternity and Child Welfare Work*

Motor-van, purchased during 1956-57, was maintained during the year under review. An expenditure of Rs. 1.6 thousand was incurred during 1958-59, against an allocation of Rs. 2 thousand.

(xv) *Family Planning Centres*

The scheme provides for the continuance of five centres started under the First Five Year plan and establishment of three more centres under the Second Plan. Besides the continuance of the centres set up during the First Plan, one centre was started in the Snowdon Hospital at Simla during 1958-59, thereby completing the Second Plan target. Expenditure incurred during 1958-59 was Rs. 31.9 thousand against an allocation of Rs. 44 thousand.

(xvi) *Additional Public Health Staff*

For efficient and smooth working of the Public Health Organization, the scheme provides for the recruitment of additional staff including Medical Officers of Health, Sanitary Inspectors and other ministerial staff. All staff except Medical Officers of Health (12 in number) had been appointed by 1957-58. Steps were taken during the year under review for the appointment of three Medical Officers of Health provided under the scheme. Against an allocation of Rs. 28 thousand for 1958-59, a sum of Rs. 19.1 thousand was spent.

(xvii) *Conversion of Dispensaries into Primary Health Centres*

In order to combine the provision of both curative and preventive measures in the dispensaries, the scheme aims at the conversion of five dispensaries into Primary Health Centres during the Second Plan period. Conversion was effected in respect of three dispensaries at Tissa (Chamba); Sarkaghat (Mandi); and Suni (Mahasu) during 1958-59 thereby completing the Plan target. The expenditure incurred was to the tune of Rs. 10 thousand, against a provision of Rs. 35 thousand for 1958-59.

(xviii) *Opening of Maternity and Child Welfare Centres*

The scheme provides for the opening of 11 Maternity and Child

Welfare Centres during the Second Plan period. Three centres were started at Shillai (Sirmur); Ahju (Mandi) and Chopal (Mahasu), during 1958-59. By the close of 1958-59, the number of centres started was 8. Against an allocation of Rs 40 thousand for 1958-59, an amount of Rs. 44 thousand was spent during the year.

(xix) *Continuation of Maternity and Child Welfare Centres for the Backward Areas*

The four Maternity and Child Welfare Centres started during the First Five Year Plan were continued during the year under review.

The expenditure incurred during 1958-59 was Rs. 44.3 thousand against an allocation of Rs. 65 thousand.

(xx) *School Health Service*

Under the scheme two doctors are to be appointed for the conduct of medical examination of the school children. It has, however, not been possible to appoint the doctors till the close of 1958-59 though the efforts were continued in this direction. The work was being carried out with the existing staff. During 1958-59, an amount of Rs. 2.1 thousand was spent against an allocation of Rs. 15 thousand.

(xxi) *Health Education*

For imparting medical and public health education to the public, the scheme provides for the establishment of a section with a publicity-van, two Health Educators, a photographer and a driver and other equipment. Publicity-van, other equipment and staff except two Health Educators had been provided till 1957-58. Two Health Educators were recruited during 1958-59. Against an allocation of Rs. 6 thousand for 1958-59, an amount of Rs. 9.5 thousand was spent.

3. DRINKING WATER SUPPLY

As a step towards solving the problem of drinking water supply in the Pradesh, the programme of work under this sector during the Second Plan period, provides for 300 new village water supply schemes and completion of 95 schemes carried forward from the First Five Year Plan.

Of the 17 schemes completed during 1958-59, six were in Mahasu district, five in Chamba, four in Mandi and two in Sirmur district. Besides, the work was in progress on 78 schemes at the close of the year. Total number of schemes completed till the close of 1958-59 was 43. Against an allotment of Rs. 4.09 lakhs for 1958-59, an amount of Rs. 3.46 lakhs was spent.

District-wise details of the schemes completed during 1958-9 are given below :—

Water supply Schemes

Mahasu : Ranvi ; Dalvi ; Kotkhai Darbar ; Sirthi ; Virghat Kalthoo ; Balog, Tharob, Chharka, Pachani, Kathanri and Adog.
Chamba : Kiyani ; Chunda, Latoon etc ; Charalu ; Bathri ; and Darbaha.

Mandi : Baldwara ; Talyhar (Dhalliar) ; Nabahai and Jakhon ;
and Slabkot and Bhot.

Sirmur : Daliana Palond and Ritab.

4. HOUSING

For improving housing conditions in the Pradesh, it is envisaged to grant long-term loans at reasonable rate of interest under the Low Income Group Housing Scheme to (i) persons with an annual income of below Rs. 6 thousand and (ii) Co-operative Societies with members fulfilling the above condition.

The number of houses constructed during the year under review was 62, thereby bringing the total number of houses constructed to 283 by the close of 1958-59. The expenditure incurred under the scheme during the year under review was Rs. 60 thousand, against an allocation of Rs. 3 lakhs for the year.

5. WELFARE OF BACKWARD CLASSES

The programme of work under this sector essentially aims at the improvement of social and economic condition of backward classes.

All the 46 schemes (welfare of scheduled castes—22 and welfare of scheduled tribes—24) in operation during the previous year (except one relating to welfare of scheduled castes—Observance of Harijan Days) were continued during the year under review. Besides, 7 more schemes four under the welfare of scheduled castes and three under welfare of scheduled tribes, were also taken up for execution. These new schemes are (i) purchase of agricultural lands, buildings, sites etc., (ii) training in spinning, weaving, etc., (iii) subsidy for the rehabilitation of trainees and purchase of raw materials, (iv) legal assistance to scheduled castes all under welfare of scheduled castes and (v) construction of bridal paths in Pangi, (vi) construction of buildings and construction and maintenance of buildings and inns—under the programme of welfare of scheduled tribes.

The allocation of Rs. 8.10 lakhs for 1958-59, under this programme was utilized in full. Scheme-wise details of expenditure and achievements separately under welfare of scheduled castes and welfare of scheduled tribes are discussed below:—

A—WELFARE OF SCHEDULED CASTES

The expenditure incurred on the execution of welfare programme relating to scheduled castes during the year 1958-59 was of the order of Rs. 3.92 lakhs, which slightly exceeded the target of Rs. 3.52 lakhs. The details of achievements made in various fields during the year under review are given below :—

(i) Education

For the promotion of educational facilities to the Scheduled Castes, a provision of Rs. 75 thousand for the year under review was utilized in

full. Scheme-wise details of expenditure and achievements are discussed below :—

(a) *Award of Scholarships*.—Number of scholarships awarded during 1958-59 was 350 which was in consonance with the target fixed for the year. By the close of 1958-59, the number of scholarships awarded stood at 895, thereby exceeding the plan target of 422 by 473 scholarships. The higher achievement was primarily due to the fact that in certain cases, the amount of scholarship was suitably reduced to meet the requirements of a larger number of scheduled caste candidates. The allocation of Rs. 25 thousand for 1958-59 was utilized in full.

(b) *Award of Stipends* .— During 1958-59, 305 stipends were granted to the poor students against the target of 296 for the year. By the close of 1958-59, the number of total stipends granted was 850 against the Plan target of 430. The allocation of Rs. 20 thousand for the year under review was utilized in full.

(c) *Subsidy to Hostels* .—For removing untouchability, the scheme provides for the grant of subsidy to the hostels wherein scheduled caste and caste Hindu students live together. There are three such hostels functioning one each at Paonta and Sarahan (Sirimur District) and one at Chamba. The allocation of Rs. 10 thousand for 1958-59, was utilized in full.

(d) *Purchase of Books and Stationery* .—The scheme provides for the grant of financial aid to poor and deserving scheduled caste students for the purchase of books and stationery at a rate of Rs. 15, Rs. 25 and Rs. 40 per student for primary, middle and high classes, respectively. Grants are also given for meeting the expenses of clothing etc. in deserving cases. The target of giving such aid to 1,461 students during 1958-59 was achieved. For this purpose, the allocation of Rs. 20 thousand was also utilized in full.

(ii) *Agriculture*

Against an allocation of Rs. 69 thousand, an expenditure of Rs. 67 thousand was spent on agricultural programmes during the year under review. Scheme-wise expenditure and achievements are discussed below :—

(a) *Distribution of fruit plants* —In order to encourage the scheduled castes to take to horticulture and augment their means of earning, the scheme provides for the distribution of fruit plants among scheduled castes. During 1958-59, the target of distribution of 5,276 plants was achieved in full. By the close of 1958-59, the number of plants distributed stood at 20,382 against the plan target of 66,500. The expenditure incurred during the year under review was Rs. 3.3 thousand against the allocation of Rs. 5 thousand.

(b) *Water Supp'y Schemes for drinking or irrigation etc* .— During 1958-59, drinking water supply (through pipes) was made to three villages. Twenty eight *bowlis* and seven water channels were also constructed besides repairing 24 *bowlis*. The allocation of Rs. 42 thousand for the year under review was fully utilized.

(c) *Distribution of agricultural implements* .— The scheme provides for the distribution of improved agricultural implements among the scheduled castes. During 1958-59, 144 improved implements (mason ploughs—49; fodder-cutter—62; and chaff-cutters—33) were distributed, bringing the total

number of implements distributed till the close of 1958-59 to 406. Against a provision of Rs. 12 thousand for the year, expenditure incurred was Rs. 12.5 thousand.

(d) *Purchase of agricultural lands, building sites etc*

The object of this scheme, taken up for execution for the first time during 1958-59, is to provide monetary aid to the members of Scheduled Castes for the acquisition of sites for house construction and for the purchase of proprietary rights from the owners in respect of agricultural lands under the new law. During the year under review, 42 persons were granted such subsidy. On this account, the expenditure incurred was Rs. 8.9 thousand, against the allocation of Rs. 10 thousand for the year.

(iii) *Co-operation*

The programme of work under this head relates to the grant of subsidy to the needy Co-operative Societies organised by Scheduled Castes. During the year under review, subsidy was granted to six societies, bringing the number of aided societies till the close of 1958-59 to 22 against the plan target of 25 societies. The allocation of Rs. 5 thousand for the year under review was utilized in full.

(iv) *Cottage Industries*

Expenditure incurred during 1958-59 under this programme was to the tune of Rs. 30 thousand against an allocation of Rs. 37 thousand. Scheme-wise details of expenditure and achievements are discussed below :—

(a) *Purchase of spinning wheels and looms*.— The scheme aims at the distribution of foot-driven *Rani* wheels and improved looms among scheduled castes for enabling them to improve output per unit of time. During 1958-59, 121 looms and 266 *Rani* wheels were distributed under the scheme. The expenditure incurred during the year under review was Rs. 7 thousand, against an allocation of Rs. 12 thousand.

(b) *Distribution of sewing machines*.—For encouraging tailoring as a subsidiary occupation among the scheduled castes, the scheme provides for the distribution of sewing machines among them. During 1958-59, the target of distributing 40 machines was achieved in full, thereby bringing the total number of machines distributed till the close of 1958-59 to 70, against the plan target of 150 machines. The allocation of Rs. 7 thousand for the year under review was also utilized in full.

(c) *Training in Spinning, Weaving etc.*.—The scheme provides for the grant of stipends to the scheduled caste trainees getting training in handicrafts, in different institutions. The execution of the scheme could be taken up for the first time during 1958-59, when stipends were granted to six trainees. The allocations of Rs. 8 thousand for the year under review was utilized in full.

(d) *Subsidy for the rehabilitation of trainees and purchase of raw-materials*.— The scheme was taken up for execution for the first time during 1958-59, when three trainees, after the completion of their training were given requisite subsidy. Against an allocation of Rs. 10

thousand for the year under review, an amount of Rs. 8 thousand was utilized.

(v) *Roads and Communications*

The object of the programme under this head is to link inaccessible places with main roads. Although construction of roads for exclusive use of the scheduled castes cannot be visualized, yet improvement and construction of certain roads can prove of considerable use to the scheduled caste population. A subsidy at the rate of Rs. 1,000 per mile is given under the scheme for this purpose. During 1958-59, 24 miles of such roads were completed. By the close of 1958-59, 57.5 miles of such roads were completed against the Plan target of 60 miles. The allocation of Rs. 24 thousand for the year under report was utilized in full.

(vi) *Medical and Public Health*

Against an allocation of Rs. 22 thousand for 1958-59, an amount of Rs. 27 thousand was spent during the year under this programme. Scheme-wise details of expenditure and achievements are discussed below :—

(a) *Supply of medicines to social workers for treatment of Harijans.*—An expenditure of Rs. 6 thousand was incurred on the purchase of medicines for the treatment of scheduled castes against an allocation of Rs. 4 thousand for the year under review.

(b) *Training in medical profession.*— Under this scheme, stipends are granted to schedule castes for encouraging them to undergo training as compounders, vaccinators and dais. During 1958-59 stipends under the scheme were granted to seventeen persons (compounders—9 and dais—8). The number of persons trained by the close of 1958-59 was 31, against the plan target of 30 persons. Expenditure incurred during the year under review was Rs. 5.7 thousand against the budget allocation of Rs. 3 thousand for the year.

(c) *Improvement of sanitation in Harijan Colonies.*— Seventeen latrines were constructed during 1958-59 thereby bringing the total number of latrines constructed till the end of 1958-59 to 41, against the plan target of 80. The allocation of Rs. 15 thousand for the year under review was utilized in full.

(vii) *Housing.*

The scheme provides for (a) grant of subsidy to the members of scheduled castes for the construction of houses, (b) construction of houses for the rehabilitation of nomadic scheduled castes and (c) grant of subsidy (subject to a maximum of Rs. 1,500 in each case) to non-employee scheduled caste oustees of Bilaspur District, in order to raise the amount of compensation, otherwise granted to them, to Rs. 3,500.

During 1958-59, subsidy at a scale ranging from Rs. 250 to Rs. 500 for the construction of houses was given in respect of 366 houses. Subsidy was also granted to 46 non-employee scheduled caste oustees of Bilaspur. The number of houses built for the rehabilitation of nomadic scheduled

castes (*Bogries* and *Barrars*) stood at 51 by the close of 1958-59. The expenditure incurred during the year under review was of the order of Rs. 1.27 lakhs against an allocation of Rs. 76 thousand.

(viii) *Publicity*

The expenditure incurred under this programme during the year under review was Rs. 33.5 thousand against an allocation of Rs. 34 thousand. Scheme-wise details of expenditure and allocation are discussed below :—

(a) *Issue of pamphlets* .—The scheme provides for the issue of publicity material for the eradication of untouchability. During 1958-59, three posters were issued. The allocation of Rs. 5 thousand for the year under review was utilized in full.

(b) *Installation of Community Listening Sets* .— The target of providing 10 community-sets during 1958-59 was achieved in full. By the close of 1958-59, 30 community-sets were installed, against the plan target of 50 sets. Against an allocation of Rs. 7 thousand for the year under review, the actual expenditure incurred was of the order of Rs. 6.8 thousand.

(c) *Visual publicity* .— Three films, one gramophone and twelve gramophone records were purchased under the scheme during the year under review. In the first two years 26 films, one projector, one generator and three cameras were purchased. Against an allocation of Rs. 5 thousand for 1958-59, an amount of Rs. 4.5 thousand was spent.

(d) *Pay etc. of driver and maintenance of van* .— For the maintenance of one van and one driver-cum-projector operator for publicity purposes, the allocation of Rs. 6 thousand for the year under review was utilized in full.

(e) *Aid to voluntary agencies* .—The scheme provides for grant-in-aid to voluntary non-political agencies engaged in the service of scheduled castes for propaganda work relating to the eradication of untouchability. The allocation of Rs. 11 thousand for the year under review was utilized in full.

(ix) *Legal assistance to Scheduled Castes*

The scheme was put into operation during 1958-59. It provides for the grant of monetary aid to the members of scheduled castes for enabling them to have legal assistance in the proceedings relating to (i) offences under the removal of untouchability act and (ii) un-lawful ejection under the tenancy laws. This aid is, however, given only in deserving cases. An expenditure of Rs. 3 thousand was incurred under the scheme and 42 persons were benefitted during the year under review.

WELFARE OF SCHEDULED TRIBES

An amount of Rs. 4.58 lakhs was earmarked for the execution of programme relating to the welfare of scheduled tribes during 1958-59.

Against this, the actual expenditure incurred was of the order of Rs. 4.18 lakhs. Scheme-wise details of expenditure and achievements for the year are discussed below:—

(i) *Education*

Against an allocation of Rs. 97 thousand for 1958-59, the expenditure incurred on educational programme was to the tune of Rs. 84 thousand. Scheme-wise details of expenditure and achievements are discussed below :—

(a) *Award of Scholarships and Stipends*.—The number of scholarships and stipends awarded to the students belonging to scheduled tribes during the year under review was 204, against the target of 200 for the year. By the close of 1958-59, the total number of scholarships and stipends granted stood at 422, against the plan target of 305. The allocation of Rs. 12 thousand for the year under report was utilized in full.

(b) *Opening of Schools*.—Against a plan target of opening 14 Junior Basic Schools in tribal areas for providing increased educational facilities to the scheduled tribes, 18 schools (Chini-13 and Pangji-5) were opened by the close of the previous year. An amount of Rs. 31.5 thousand was spent during the year under review on the maintenance of these schools, against an allocation of Rs. 50 thousand.

(c) *Monetary help and other amenities*.—Monetary help for the purchase of books and stationery and for organisation of one excursion trip was given to 21 students during the year under review, thereby bringing the total number of such students till the close of 1958-59 to 124, against the plan target of 125 students. The allocation of Rs. 5 thousand for 1958-59 was utilized in full.

(d) *Establishment of Ashram Schools*.—In view of Bombay Government's scheme of "Ashram schools" having proved very useful, it was decided to introduce such schooling in the Pradesh also. The "Ashram schools" are of basic type and aim at bringing out good citizens with a sense of dignity of labour and community life. Four schools were proposed to be started during the Plan period. During 1958-59, one school was started at Leo in Chini (Mahasū district), thereby bringing the total number of schools opened till the end of 1958-59 to three (the other two being at Rogi-Chini, and Garola-Bharmaur-Chamba district). Against an allocation of Rs. 30 thousand for the year under report, the expenditure incurred was Rs. 35.5 thousand.

(ii) *Agriculture*

The expenditure incurred under the programme during 1958-59 was of the order of Rs. 62 thousand, against an allocation of Rs. 73 thousand for the year. Scheme-wise details of expenditure and achievements are discussed below :—

(a) *Opning of progeny orchards and construction of buildings etc.*—For the development of horticulture in the tribal areas of Chini (Mahasū district) and Pangji (Chamba district) the scheme envisages the establishment of two progeny orchards-cum-development centres,

one each at Chini for Chini area and at Kilar for Pangli area. These two orchards were, however, established in the previous year. An expenditure of Rs. 44 thousand was incurred under the scheme during the year under review against an allocation of Rs. 55 thousand.

(b) *Raising of Chilgoza nursery in Chini* .—The tribal areas of Chini and Pangli have suitable climate for the raising of *Chilgoza* trees. Accordingly, the scheme provides for the establishment of a *Chilgoza* nursery in Chini. The nursery was started in the year 1956-57. The allocation of Rs. 16 thousand for the year under report was utilized in full.

(c) *Propagation of fruit plants* .—With a view to developing horticulture in tribal areas, the scheme envisages raising of 4,500 fruit plants for distribution at subsidised rates during the Plan period. During the year under review, 1,000 stock seedlings and 16 seers of apple seeds were purchased for the purpose. The allocation of Rs. 2 thousand for the year under report was utilized in full.

(iii) *Animal Husbandry*

For carrying out animal husbandry development programme, an amount of Rs. 46 thousand was spent during 1958-59, against an allocation of Rs. 31 thousand. Scheme-wise details of expenditure and achievements are discussed below :—

(a) *Opening of outlying dispensaries* .—Under the scheme, three outlying dispensaries are envisaged to be opened during the Plan period, for combating animal diseases in the tribal areas. The Plan target was achieved during 1956-57, by the opening of three dispensaries one each at Chini and Dodrakwar (Mahasu) and one in Pangli area. Against an allocation of Rs. 18 thousand for the year under review, expenditure incurred under the scheme stood at Rs. 21 thousand.

(b) *Sheep breeding scheme* .—Sheep, yaks and horses—the last one only in the case of Chini area, play an important role in the economy of tribal areas of the Pradesh. Accordingly, the scheme provides for improving the breeds of these animals. During 1958-59, five horse stallions were purchased and kept at different places in Chini area. The expenditure incurred during the year under review was Rs. 9 thousand, against an allocation of Rs. 3 thousand.

(c) *Poultry development scheme* .—The scheme provides for the supply of improved birds as a sort of encouragement to the members of scheduled tribes to their taking to poultry farming. Against a target of 120 birds for 1958-59, 220 birds were supplied during the year. These birds are initially supplied free of cost but are to be returned later when their number increases by breeding. The expenditure incurred under the scheme during the year under report amounted to Rs. 8 thousand, against an allocation of Rs. 2 thousand.

(d) *Improvement of fodder trees* .—The scheme aims at planting fodder trees in tribal areas for improving grazing and grass resources. The allocation of Rs. 8 thousand for the year under review was utilized in full.

(e) *Cottage Industries*.—Under the programme of development of cottage industries in tribal areas, one production-cum-training centre in weaving was started at Choltu in Chini area during the year under report. Against an allocation of Rs. 11 thousand for the purpose, the expenditure incurred was of the order of Rs. 9 thousand.

(v) *Co-operation*

For the promotion of Co-operative movement in tribal areas, subsidies were granted to 9 multipurpose Co-operative Societies during the year under report. The total number of societies benefitted till the close of 1958-59 was 15, against the Plan target of 25 societies. The allocation of Rs. 5 thousand for 1958-59 was utilized in full.

(vi) *Roads and Communications*

The expenditure incurred under this programme during 1958-59 was Rs. 13 thousand against an allocation of Rs. 17 thousand. Scheme-wise details of expenditure and achievements are discussed below :—

(a) *Construction of bridal paths in Bharmaur*.—The scheme envisages the construction of bridal paths in tribal areas. Six miles of such paths were constructed during 1958-59 from Bharmaur to Hadsar. The total length of the path constructed by the close of 1958-59 was 10 miles (Bharmaur to Hadsar), against the Plan target of 16 miles. Against an allocation of Rs. 7 thousand for the year under report an expenditure of Rs. 9 thousand was incurred under this scheme.

(b) *Construction of bridal paths in Pangri*.—Two miles of bridal path were constructed during 1958-59 when the scheme was taken up for execution. Expenditure incurred during the year was Rs. 4 thousand against an allocation of Rs. 10 thousand. A major part of this expenditure was, however, incurred on a bridge over this path.

(vii) *Medical and Public Health*

During the year under review, an amount of Rs. 1.14 lakhs was spent under this programme against an allocation of Rs. 1.46 lakhs. Scheme-wise details of expenditure and achievements are discussed below :—

(a) *Training in medical profession*.—Stipends were granted to 16 persons of scheduled tribes for training as nurses, compounders and *dais* during the year under report. By the close of 1958-59, stipends were granted to 27 persons against the Plan target of 55 persons. An expenditure of Rs. 4 thousand was incurred against an allocation of Rs. 5 thousand for the year under review.

(b) *Opening of two allopathic dispensaries in Chini and Pangri*.—The two dispensaries envisaged to be started under the scheme were opened during the previous year at Moorang in Chini and Udepur in Pangri areas. Construction of buildings for these dispensaries, however, remained in progress during the year under report. Total expenditure incurred in the year 1958-59 was of the order of Rs. 42 thousand against an allocation of Rs. 75 thousand for the year.

(c) *Drinking water supply scheme* .— In all seventeen sub schemes for the supply of drinking water in tribal areas were taken up during 1958-59. Of these, 8 were completed. The pipes required for the remaining nine were also purchased. Against an allocation of Rs. 66 thousand an amount of Rs 68 thousand was spent during the year under report.

(viii) *Publicity*

For carrying out publicity work in tribal areas, an amount of Rs. 14 thousand was spent during 1958-59 against an allocation of Rs. 17 thousand. Scheme-wise details of expenditure and achievements are discussed below :—

(a) *Pay of Assistant Public Relations Officers and Peons* .— In order to educate the tribal people as also to look after the schemes of welfare in tribal areas two Assistant Public Relations Officers are provided under the scheme, one each for Chini and Pangi areas. Their appointments were made in the previous years. Against an allocation of Rs. 8 thousand for 1958-59, a sum of Rs. 7.3 thousand was spent under the scheme.

(b) *Installation of Community sets* .— To provide recreational facilities to the Scheduled Tribes, the scheme envisages the installation of Community listening sets in tribal areas. During 1958-59, seven sets were installed in Chini and Pangi areas. The expenditure incurred was Rs. 4 thousand against the allocation of Rs. 3 thousand for the year.

(c) *Purchase of Projector and maintenance of publicity van* :— One projector and one generator were purchased for publicity work during the previous year. Against an allocation of Rs. 6 thousand for the year under review, the expenditure incurred was Rs. 3 thousand.

(ix) *Miscellaneous*

(a) *Pay and allowances of Welfare Department* .— The expenditure incurred during 1958-59 was of the order of Rs. 32 thousand against an allocation of Rs. 20 thousand for the year.

(b) *Subsidy on foodgrains* .—The tribal areas of Chini, Pangi and Bharmaur are deficient in foodgrains and the cost of transportation is very high. In addition to the usual subsidy granted by the Civil Supplies Department in these areas, the scheme provides for the grant of further subsidy towards transportation charges. The allocation of Rs. 8 thousand for the year under report was utilized in full.

(c) *Aid to voluntary agencies* .—Aid is granted under the scheme to non-political agencies / organizations engaged in rural uplift and social service work in tribal areas. The allocation of Rs. 7 thousand for the year under report was utilized in full.

(d) *Construction and maintenance of inns* .—Under the scheme, 8 inns are to be constructed during the Second Plan period with a view to providing temporary shelter to moving population of scheduled tribes during the winter season. During the year under report, construction of

serai at Kilar (Pangi-Chamba) was completed (except the kitchen) and the material for *serais* at Kanan and Wangtu (Chini-Mahasu) was purchased. Against an allocation of Rs. 18 thousand an amount of Rs. 15 thousand was spent during the year under report.

(e) *Construction of buildings*.—The scheme provides for the construction of some buildings for Medical, Agriculture and Veterinary Departments in connection with the schemes under the programme of welfare of scheduled tribes relating to these Departments. The scheme was taken up for execution for the first time during the year under review. A sum of Rs. 18 thousand, Rs. 2 thousand and Rs. 2.8 thousand was spent for the construction of buildings for Agriculture, Medical and Veterinary Departments, respectively.

(f) *Construction and maintenance of buildings and inns*.—The scheme initially envisaged the construction of seven shelters at suitable places during the Second Plan period for providing temporary accommodation for the use of scheduled tribes when they move out temporarily. It was, however, found that such temporary shelters did not last long because of heavy snow and frequent gales. The target was therefore, revised to the construction of three inns. The scheme was taken up for execution for the first time during 1958-59, when material was purchased for two inns at Satrundi (Pangi-Chamba) and Chamba. The allocation of Rs. 8 thousand for the year was utilized in full.

6. SOCIAL WELFARE

The main objects of the Social Welfare development programme under the Second Plan are (i) to continue 25 Welfare Extension Centres (five in each district) started during the First Plan by the State branch of Social Welfare Board established in 1954 and (ii) to set up 25 more such Centres (five in each district). The activities of these centres relate to (a) starting of *balwadis*, (b) adult female education, (c) handicrafts teaching, (d) first-aid and (e) recreation as also sanitation drives and cultural programmes.

During 1958-59, besides the continuance of the Centres established under the First Plan, 10 new centres were started thereby achieving the Second Plan target in full. Out of the ten centres started during the year under review five were established in Sirmur district at Kolar, Haripur, Tikri Pajahli, Bhogani and Nageth and the other five in Mandi district at Baswater, Urni, Bather, Mohin and Khadrawar. Training to the Gram Sewikas required for Welfare Extension Centres was provided at the Kasturba Gandhi National Memorial Trust Training School at Durgapur in Mahasu district. During 1958-59, 19 Gram Sewikas (14 of the first batch and 5 of the second batch) completed the training and they were posted in various centres. The target fixed for the training programme in respect of Welfare Extension Centres was thus achieved in full. Against an allocation of Rs. 90 thousand for 1958-59, a sum of Rs. 70 thousand was spent during the year.

7. LABOUR AND LABOUR WELFARE

The programme of work in regard to labour and labour welfare under the Second Plan embodies (i) expansion of employment service and allied activities and (ii) establishment of technical training institute. All the three schemes in operation in the previous year were continued during the year under review. Expenditure incurred during 1958-59 amounted to Rs. 49 thousand, against an allocation of Rs. 1.18 lakhs. Scheme-wise details of

expenditure and physical achievements during 1958-59 are given below :—

1. *Employment Service*

(a) *Expansion of Employment Service.*—The scheme originally provided for the establishment of two Employment Exchanges in the Pradesh, one at Chamba and the other at Simla, during the Second Plan period. Subsequently the proposal with regard to the establishment of an Exchange at Simla was, however, revised to the setting up of an Employment Exchange at Nahan with two Sub-Exchanges at Solan and Rampur. The Employment Exchange at Chamba was opened during 1957-58 but no further progress could be made during 1958-59, pending the approval of the revised scheme from the Government of India.

(b) *Establishment of the Directorate of Resettlement and Employment.*—For overall supervision over the working of Employment Exchanges and the Training Institute, the scheme provides for the establishment of the Directorate of Resettlement and Employment. The Directorate was set up in 1957-58.

The other scheme relating to the collection of employment market information could not be put into operation in the year 1958-59, due to very late receipt of sanction from the Government of India.

Against an allocation of Rs. 28 thousand for 1958-59, an expenditure of Rs. 17 thousand was incurred on the above two schemes.

2. *Training of Craftsmen*

The scheme envisages the setting up of Industrial Training Institute (having a provision for the training of 90 persons in one session) at Solan, with a view to providing technical training facilities in the Pradesh in various industrial trades. Besides, the scheme also provides for the purchase of tools and equipment for I. T. C. Silver Jubilee Technical Institute, Mandi. Preliminaries with regard to the establishment of the Institute at Solan were completed during 1957-58 and the Institute started functioning from February, 1959. The expenditure incurred during 1958-59 was Rs. 32 thousand, against an allocation of Rs. 90 thousand.

CHAPTER VIII
MISCELLANEOUS.

1. PLAN PUBLICITY

The plan publicity programme is directed towards popularising the development activities and making the people "Plan conscious". In all, nine schemes remained in operation during the year under report. The total expenditure under this sector was of the order of Rs. 2.21 lakhs, against an allocation of Rs. 2.37 lakhs for the year. The progress of expenditure and achievements during the year under review in respect of each scheme is given below separately :—

(i) Community Listening Scheme

The scheme originally provided for the installation of 1,250 community listening sets in the rural areas during the Second Plan period. Subsequently, this target had, however, to be revised downwards in order to meet the cost of dry batteries for these radio sets out of the Plan ceiling for this scheme. Appointment of staff comprising 30 persons (Radio Engineer, Mechanics etc.) is also stipulated under the scheme. During 1958-59, against the original target of 250 radio sets, 150 sets were purchased. The entire staff proposed under the scheme was in position by the end of 1957-58, except one Radio Engineer and one Assistant Radio Engineer. No appointments could, however, be made during the year under review.

Against an allocation of Rs. 1.43 lakhs for 1958-59, a sum of Rs. 1.70 lakhs was spent.

(ii) Publicity through Mobile Vans

For carrying out field publicity work through informative and educative cinema shows, the scheme envisaged the purchase of three mobile vans and necessary equipment. The target fixed in this direction was achieved in full by 1957-58. During 1958-59, cinema shows numbering about 1,055 were given in the interior of the Pradesh, which were attended by about 8 lakh persons. The expenditure incurred during 1958-59 was Rs. 16 thousand, against an allocation of Rs. 17 thousand.

(iii) Opening of Information Centres at District Headquarters

The scheme aims at the establishment of four Information Centres at Mandi, Nahan, Chamba and a suitable place in Mahasu district to serve as a central place for the display of Government publicity material and other information. Appointment of one Receptionist and one peon is also to be made in each centre. During 1958-59, a sum of Rs. 7.0 thousand was spent for the purchase of publicity literature and furniture for the three centres established at Chamba, Mandi and Nahan during 1956-57. The allocation for the year was Rs. 16 thousand. The building for the centre at Mandi was also constructed by the P. W. D. during 1958-59. The other centres were, however, located in the offices of the District Public Relations

Officers. The staff as provided for under the scheme has also not been appointed except one peon during 1956-57 and the work was being carried out by the existing staff in the districts.

(iv) *Songs and Dramas*

The scheme contemplates the appointment of four Drama Inspectors and organisation of song and drama units in the Pradesh for publicising developmental activities under the guidance of Drama Inspectors. During 1958-59 297 songs and 78 dramas were collected and staged, respectively at different places in the Pradesh. The appointment of Drama Inspectors had been made in the previous year.

Against an allocation of Rs. 19 thousand for the year, the expenditure incurred was to the tune of Rs. 9.0 thousand.

(v) *Publication of Pamphlets, Folders, Posters etc.*

Appointment of one Sub-Editor and publication of pamphlets, folders etc. is envisaged under the scheme. During 1958-59, two pamphlets *Metric Pranali* and *Samaj Kalyan* and posters of *Metric Pranali* in question and answer form, were published. The Sub-Editor was, however, appointed during 1956-57.

Against an allocation of Rs. 9 thousand for 1958-59, an amount of Rs. 4 thousand was spent during the year.

(vi) *Publicity through Exhibitions*

The scheme provides for the appointment of an Art Assistant and setting up of exhibitions at important fairs and functions in the Pradesh. The Art Assistant was appointed in the previous year. During 1958-59, 15 exhibitions were held within the Pradesh and the following exhibits were got prepared and sent to the Ministry of Information and Broadcasting for "India 1958 Exhibition" held at Delhi :—

- (a) Plaster-of-Paris model depicting the process of ski-ing.
- (b) Fourteen clay dolls for displaying through models, the costumes of the people in different districts of the Pradesh.

Besides, the following maps and charts were also prepared :—

- (a) Two maps of Pradesh cut out in hard board for depicting the area proposed to be electrified during Second Plan, and the villages covered by community listening scheme.
- (b) 3-D charts of hard board publicising progress of panchayats in the Second Plan.
- (c) 3-D charts of hard board for showing the progress made under the Community Development programme.

Amount spent during 1958-59 was Rs. 7.0 thousand against an allocation of Rs. 10.0 thousand for the year.

(vii) Publicity through Press Advertisements

A large number of advertisements etc. covering the progress of development in different fields in the Pradesh were released through the Press during the year under review. The allocation of Rs. 2 thousand for the purpose for 1958-59, was utilised in full.

(viii) Special staff for Plan

Under the scheme, appointment of one Administrative Officer, one Sales Manager, one Senior Clerk, two Junior Clerks, one Stenographer and one Peon is envisaged for the effective co-ordination of the Plan activities of the Directorate of Public Relations and Tourism. During 1958-59, one peon and one Senior Clerk were appointed thereby completing the appointment of staff proposed under the scheme except the Administrative Officer, two Junior Clerks and one Stenographer. The appointment of the Administrative Officer, however, remained under consideration of the Union Public Service Commission.

Against an allocation of Rs. 16.2 thousand for 1958-59, a sum of Rs. 3.9 thousand was spent during the year.

(ix) Production of Films on Contract Basis

The scheme provides for the production on contract basis of three films depicting developmental, cultural aspects of the Pradesh.

No progress could be made under the scheme during 1957-58 as the master-prints of the first film were destroyed by the fire which broke-out in the Secretariat in May, 1957. Efforts were, however, made during later part of the year to get a film on the progress of development in the Pradesh through the Ministry of Information and Broad-casting, Government of India, but with no success. During 1958-59, it was decided to prepare a film on rural development departmentally and its shooting remained in progress. The film was, however, near completion at the close of the year.

Against an allocation of Rs. 5.4 thousand for 1958-59, a sum of Rs. 1.4 thousand was spent during the year.

2. STATISTICS

The institution of the Directorate of Economics and Statistics was the first step towards statistical development of the Pradesh. As already pointed out earlier in this Report, the development of statistics found a place for the first time in the development programme of the Pradesh under the Second Five year Plan. This development is envisaged in the following directions :—

- (i) Co-ordination and improvement, on a systematic basis, of statistics collected by various Government Departments/Organisations and to make them readily available in a compact published form for use by the Administration for taking policy decisions and for reference by the general public ; and
- (ii) Collection of data through regular and ad-hoc sample surveys on various hitherto neglected and unexplored socio-economic topics, for periodical assessment of development as aimed at under the Five Year Plans, in various sectors of economy of the Pradesh.

For achieving the above objectives, the development programme in regard to statistics, with a total outlay of Rs. 4.75 lakhs under the Second Five year Plan, envisages :

- (a) Strengthening of the Directorate of Economics and Statistics;
- (b) Setting up of District Statistical Offices at each district headquarters (except Bilaspur which being administratively small in size, is left to be looked after by the Statistical Office located at Mandi) ; and
- (c) Setting up of a Sample Survey Division at the headquarters and creation of a regular field agency for the conduct of large scale sample surveys and studies.

Sanction of the Government of India to the proposals embodying the creation of posts of two Statisticians, three Statistical Assistants and three Computers (at headquarters) and institution of four District Statistical Offices was, however, received late in 1958-59 and it was only at the far end of the year that this staff came into position. The sanction for setting up of a Sample Survey Division at the headquarters and creation of a regular field agency was, however, not received till the close of the year under review.

During 1958-59, an amount of Rs. 18 thousand was spent against a budget allocation of Rs. 21 thousand.

3. LOCAL BODIES

All the five schemes in operation during the previous year were continued during the year under review. Against an allocation of Rs. 2.27 lakhs for 1958-59, an expenditure of Rs. 1.52 lakhs was incurred. Scheme-wise details of expenditure and physical achievements (where available) for the year under review are given below :—

(i) *Construction of Roads and Pavement of Streets*

The amount spent during 1958-59 was Rs. 27.1 thousand, against an allocation of Rs. 66 thousand.

(ii) *Construction of Litrines and Urinals*

Against an allocation of Rs. 29.5 thousand for 1958-59, expenditure incurred was Rs. 28.6 thousand.

(iii) *Construction of Bus Stands*

While the construction of Bus stand at Mandi remained under progress during the year under review, the construction of the Bus Stand at Arki was completed. The expenditure incurred was Rs. 6.8 thousand, against an allocation of Rs. 21 thousand for the year.

(iv) *Construction of Municipal Rest Houses, Reading Rooms and Children Parks*

Against an allocation of Rs. 77 thousand provided under the scheme for the year 1958-59, an amount of Rs. 53.5 thousand was given to the Municipal Committee, Nahan in the form of grant-in-aid for the construction of a Municipal Rest House there. An amount of Rs. 2 thousand was also spent on the construction of a Municipal Rest House at Sundernagar (Mandi). Another sum of Rs. 5 thousand was spent on the construction of a Municipal Rest House at Shri Naina Devi Ji (Bilaspur). Thus the total expenditure incurred during the year under review came to Rs. 60.5 thousand.

(v) *Installation of Street Lights*

Expenditure incurred on the installation of street light points and gas lamps in areas controlled by various local bodies during 1958-59 was to the tune of Rs. 29 thousand, against an allocation of Rs. 33 thousand for the year.

APPENDIX I

ALLOTMENT AND EXPENDITURE UNDER FIRST AND SECOND FIVE YEAR PLANS

(Rs. in Lakhs)

Sector	FIRST FIVE YEAR PLAN		SECOND FIVE YEAR PLAN		
	Allotment (1951—56)	Expenditure (1951—56)	Allotment (1956—61) (Revised)	Expenditure during first three years	Allotment for 1959—60
1	2	3	4	5	6
I. AGRICULTURE AND RURAL DEVELOPMENT	154.29	104.16	336.56	127.59	70.45
1. Agriculture	36.50	21.70	84.66	22.21	21.84
2. Minor Irrigation	55.18	33.57	95.00	42.36	12.04
3. Animal Husbandry	9.03	5.73	31.25	8.64	12.18
4. Forests	17.84	11.60	45.00	24.74	13.43
5. Fisheries	1.06	0.59	2.30	1.17	1.46
6. Co-operation	25.92	25.56	42.25	7.81	3.02
7. Village Panchayats	7.60	4.30	26.60	16.88	4.86
8. Consolidation of Holdings	0.06	0.61	9.50	3.78	1.62
9. Rural Development	0.50	0.50	—	—	—
II. COMMUNITY DEVELOPMENT AND NATIONAL EXTENSION SERVICE			118.75	92.50	40.00

III. POWER PROJECTS	33.11	22.02	213.75	62.64	21.43
IV. INDUSTRIES (VILLAGE AND SMALL-SCALE)	11.00	8.88	47.50	9.68	10.64
V. ROADS AND ROAD-TRANSPORT	252.08	243.54	482.85	282.20	173.78
1. Roads	235.00	225.41	427.50	255.02	157.68
2. Road-transport	17.08	18.13	55.35	27.18	16.10
VI. SOCIAL SERVICES	112.66	97.00	345.39	93.87	79.41
1. Education	50.00	45.17	114.00	12.68	19.29
2. Medical and Public Health	35.96	30.86	79.65	36.13	21.67
3. Drinking-Water Supply	26.70	20.97	89.45	16.56	11.89
4. Housing	—	—	7.60	9.19	11.00
5. Welfare of Backward Classes	—	—	41.28	16.40	10.00
6. Social Welfare	—	—	4.75	1.77	3.00
7. Labour and Labour Welfare	—	—	8.66	1.14	2.56
VII. MISCELLANEOUS	1.26	0.32	26.60	7.76	5.99
1. Plan Publicity	1.26	0.32	11.40	5.27	2.42
2. Statistics	—	—	4.75	0.18	0.83
3. Local Bodies	—	—	10.45	2.31	2.74
TOTAL				564.40	475.92	1,571.40	676.24	401.70

COMPARATIVE EXPENDITURE

Sector	1956-57					
	Allotment		Expenditure		Expenditure as percentage of allotment	Allot Amount
	Amount	Percentage to total	Amount	Percentage to total		
1	2	3	4	5	6	7
I. AGRICULTURE AND RURAL DEVELOPMENT	43.63	18.37	35.39	18.22	81.11	61.12
1. Agriculture	3.62	1.53	2.08	1.07	57.46	9.23
2. Minor Irrigation	19.34	8.14	15.95	8.21	82.48	24.74
3. Animal Husbandry	1.89	0.80	1.85	0.95	97.88	4.95
4. Forests	8.82	3.72	6.72	3.46	76.19	11.41
5. Fisheries	0.17	0.07	0.04	0.02	23.98	0.57
6. Co-operation	3.79	1.60	2.74	1.41	72.30	2.84
7. Village Panchayats	5.00	2.11	5.00	2.57	100.00	6.17
8. Consolidation of Holdings	1.00	0.42	1.01	0.52	101.00	1.21
II. COMMUNITY DEVELOPMENT AND NATIONAL EXTENSION SERVICE	35.16	14.81	28.95	14.90	82.34	31.28
III. POWER PROJECTS	29.00	12.21	22.87	11.77	78.87	17.50
IV. INDUSTRIES (VILLAGE AND SMALL-SCALE)	0.96	0.40	0.93	0.48	96.88	3.33
V. ROADS AND ROAD-TRANSPORT	76.50	32.22	84.58	43.53	110.56	69.47
1. Roads	69.00	29.05	76.80	39.54	111.30	59.97
2. Road-Transport	7.50	3.16	7.78	4.00	103.74	9.50
VI. SOCIAL SERVICES	49.68	20.92	20.40	10.50	41.06	40.75
1. Education	7.82	3.29	0.93	0.48	11.90	5.00
2. Medical and Public Health	15.03	6.33	5.39	2.77	35.86	14.01
3. Drinking-Water Supply	15.00	6.32	8.00	4.12	53.33	4.57
4. Housing	4.00	1.68	3.59	1.85	89.75	5.00

DURING 1956-57, 1957-58 AND 1958-59

(Amount in Lakh Rs.)

ment	1957-58			1958-59				
	Expenditure		Expenditure as percentage of allotment	Allotment		Expenditure		Expenditure as percentage of allotment
	Amount	Percentage to total		Amount	Percentage to total	Amount	Percentage to total	
8	9	10	11	12	13	14	15	16
26.68	47.77	22.33	78.16	45.33	16.06	44.43	16.58	98.01
4.03	8.31	3.89	90.03	14.36	5.09	11.82	4.41	82.31
10.80	18.26	8.54	73.81	8.74	3.10	8.15	3.04	93.25
2.16	1.97	0.92	39.80	7.34	2.60	4.82	1.80	65.67
4.98	11.19	5.23	98.07	7.01	2.48	6.83	2.55	97.43
0.25	0.58	0.27	101.75	0.55	0.20	0.55	0.21	100.00
1.24	0.11	0.05	0.04	—	—	4.96	1.85	—
2.69	6.17	2.89	100.00	5.71	2.02	5.71	2.13	100.00
0.53	1.18	0.55	97.52	1.62	0.57	1.59	0.59	98.15
13.66	25.91	12.11	82.83	36.59	12.96	37.64	14.04	102.87
7.64	17.09	7.99	97.66	21.43	7.59	22.68	8.46	105.83
1.46	3.36	1.57	100.90	5.58	1.98	5.39	2.01	96.59
30.31	82.93	38.17	119.38	112.30	39.77	114.69	42.79	102.13
26.17	73.82	34.51	123.09	101.80	36.06	104.40	38.95	102.55
4.15	9.11	4.26	95.89	10.50	3.72	10.29	3.84	98.00
17.78	34.16	15.97	83.83	56.24	19.92	39.31	14.66	69.90
2.18	4.64	2.17	92.80	18.94	6.71	7.11	2.65	37.54
6.11	11.89	5.56	84.87	20.03	7.09	18.85	7.03	94.11
1.99	5.10	2.38	111.60	4.09	1.45	3.46	1.29	84.60
2.18	5.00	2.34	100.00	3.00	1.06	0.60	0.22	20.00

1	2	3	4	5	6	7
5. Welfare of Backward Classes	6.48	2.73	2.30	1.18	35.49	8.40
6. Social Welfare	1.00	0.42	0.19	0.10	19.00	0.97
7. Labour and Labour Welfare	0.35	0.15	—	—	—	2.80
VII. MISCELLANEOUS	2.53	1.07	1.17	0.60	46.25	5.67
1. Plan Publicity	2.53	1.07	1.17	0.60	46.25	1.97
2. Statistics	—	—	—	—	—	—
3. Local Bodies	—	—	—	—	—	3.70
TOTAL	237.46	100.00	194.29	100.00	81.82	229.12

II-CONCLD.

8	9	10	11	12	13	14	15	16
3.67	6.00	2.81	71.43	8.10	2.87	8.10	3.02	100.00
0.42	0.88	0.41	90.72	0.90	0.32	0.70	0.26	77.78
1.22	0.65	0.30	23.21	1.18	0.42	0.49	0.18	41.53
2.47	2.68	1.25	47.27	4.85	1.72	3.91	1.46	80.62
0.86	1.89	0.88	95.94	2.37	0.84	2.21	0.83	93.25
—	—	—	—	0.21	0.07	0.18	0.07	85.71
1.61	0.79	0.37	21.35	2.27	0.80	1.52	0.57	66.96
100.00	213.90	100.00	93.36	282.32	100.00	268.05	100.00	94.95

APPENDIX III

DISTRIBUTION OF ALLOCATION AND EXPENDITURE BETWEEN REVENUE, CAPITAL AND LOANS 1958—59

(Rs. in Lakhs)

Sector	Allotment				Expenditure			
	Revenue	Capital	Loan	Total	Revenue	Capital	Loan	Total
1	2	3	4	5	6	7	8	9
I. AGRICULTURE AND RURAL DEVELOPMENT ...	28.52	16.81	—	45.33	26.24	18.19	—	44.43
1. Agriculture ...	8.09	6.27	—	14.36	6.82	5.00	—	11.82
2. Minor Irrigation ...	—	8.74	—	8.74	—	8.15	—	8.15
3. Animal Husbandry ...	7.34	—	—	7.34	4.82	—	—	4.82
4. Forests ...	5.51	1.50	—	7.01	5.33	1.50	—	6.83
5. Fisheries ...	0.25	0.30	—	0.55	0.25	0.30	—	0.55
6. Co-operation ...	—	—	—	—	1.72	3.24	—	4.96
7. Village Panchayats ...	5.71	—	—	5.71	5.71	—	—	5.71
8. Consolidation of Holdings ...	1.62	—	—	1.62	1.59	—	—	1.59
II. COMMUNITY DEVELOPMENT AND NATIONAL EXTENSION SERVICE ...	36.59	—	—	36.59	37.64	—	—	37.64
III. POWER PROJECTS ...	—	21.43	—	21.43	—	22.68	—	22.68

IV. INDUSTRIES (VILLAGE AND SMALL SCALE)	4.58	-	1.00	5.58	4.39	-	1.00	5.39
V. ROADS AND ROAD-TRANSPORT ...	-	112.30	-	112.30	-	114.69	-	114.69
1. Roads ...	-	101.80	-	101.80	-	104.40	-	104.40
2. Road-Transport ...	-	10.50	-	10.50	-	10.29	-	10.29
VI. SOCIAL SERVICES ...	48.21	5.03	3.00	56.24	33.36	5.35	0.60	39.31
1. Education ...	18.94	-	-	18.94	6.82	0.29	-	7.11
2. Medical and Public Health ...	15.00	5.03	-	20.03	13.79	5.06	-	18.85
3. Drinking-Water Supply ...	4.09	-	-	4.09	3.46	-	-	3.46
4. Housing ...	-	-	3.00	3.00	-	-	0.60	0.60
5. Welfare of Backward Classes ...	8.10	-	-	8.10	8.10	-	-	8.10
6. Social Welfare ...	0.90	-	-	0.90	0.70	-	-	0.70
7. Labour and Labour Welfare ...	1.18	-	-	1.18	0.49	-	-	0.49
VII. MISCELLANEOUS ...	2.58	2.27	-	4.85	2.39	1.52	-	3.91
1. Plan Publicity ...	2.37	-	-	2.37	2.21	-	-	2.21
2. Statistics ...	0.21	-	-	0.21	0.18	-	-	0.18
3. Local Bodies ...	-	2.27	-	2.27	-	1.52	-	1.52
TOTAL	120.48	157.84	4.00	282.32	104.02	162.43	1.60	268.05

ALLOTMENT AND EXPENDITURE

Name of the Scheme	Total Plan provision Revised (1956-61)	1956-57		1957-
		Budget	Expendi- ture	Budget
1	2	3	4	5
I—AGRICULTURE AND				
1. <i>Agriculture</i>				
1. Development of Fruit Production ...	19.40	—	—	1.77
2. Seed Distribution ...	0.54	0.12	0.10	0.06
3. Multiplication and Distribution of Improved seeds—Setting up of Seed Farms ...	9.69	1.78	—	1.85
4. Development of Local Manurial Resources	—	—	—	0.35
5. Fertilizer Distribution ...	7.00	0.40	0.01	0.22
6. Manurial and Agronomic Trials ...	1.25	0.10	0.05	0.17
7. Plant Protection ...	1.91	0.24	0.13	0.23
8. Potato Development ...	5.14	0.01	—	0.93
9. Intensification of Research on Raisin Grapes	—	0.05	0.05	0.18
10. Regional Research Station ...	1.50	0.10	—	0.09
11. Progeny Orchards ...	1.17	0.01	—	0.32
12. Training of Gardeners ...	0.05	—	—	0.10
13. Construction of Stores and Sheds ...	2.00	—	—	In
14. Agricultural Marketing ...	2.40	0.07	—	0.12
15. Agricultural Information Service ...	2.19	0.12	—	0.03
16. Agricultural Research Sections including Statistical and Soil Science Sections ...	9.36	0.40	—	0.09
17. Staff Scheme ...	3.04	0.12	—	0.10
18. Land Development ...	14.25	0.07	—	—
19. Japanese Method of Paddy Cultivation ...	—	—	—	—
20. Fruit Canning Unit ...	—	—	—	—
21. Development of Ginger in Himachal Pradesh	—	—	—	—
22. Agriculture ...	0.77	0.01	—	—
23. Spill over from First Five Year Plan to Second Five Year Plan (Construction Works)	N.A.	N. A.	1.74	2.62
24. Manjri Type School ...	3.00	0.02	—	—
TOTAL	84.66	3.62	2.08	9.23

IV

UNDER THE PLAN SCHEMES

(Rs. in lakhs)

58	1958-59								
	Expendi- ture	Allotment			Total	Expenditure			
		Revenue	Capital	Loan		Revenue	Capital	Loan	Total
6	7	8	9	10	11	12	13	14	
RURAL DEVELOPMENT									
1.77	0.38	2.50	—	2.88	0.37	2.50	—	2.87	
0.04	0.07	—	—	0.07	0.06	—	—	0.06	
1.84	0.42	1.28	—	1.70	0.42	1.28	—	1.70	
0.35	0.87	—	—	0.87	0.89	—	—	0.89	
0.11	0.89	—	—	0.89	0.69	—	—	0.69	
0.17	0.31	—	—	0.31	0.31	—	—	0.31	
0.23	0.30	—	—	0.30	0.29	—	—	0.29	
0.89	0.76	—	—	0.76	0.73	—	—	0.73	
0.17	0.32	—	—	0.32	0.32	—	—	0.32	
0.05	0.49	—	—	0.49	0.46	—	—	0.46	
0.31	0.30	—	—	0.30	0.30	—	—	0.30	
0.09	0.09	—	—	0.09	0.08	—	—	0.08	
P. W. D.				Budget					
0.12	0.39	—	—	0.39	0.39	—	—	0.39	
0.02	0.24	—	—	0.24	0.21	—	—	0.21	
0.05	0.54	0.68	—	1.22	0.55	0.67	—	1.22	
0.09	0.32	—	—	0.32	0.35	—	—	0.35	
—	0.26	—	—	0.26	0.26	—	—	0.26	
—	0.05	—	—	0.05	0.05	—	—	0.05	
—	0.08	—	—	0.08	0.08	—	—	0.08	
—	0.001	—	—	0.001	0.001	—	—	0.001	
—	0.01	—	—	0.01	0.01	—	—	0.01	
2.01	1.00	1.81	—	2.81	—	0.55	—	0.55	
Scheme has since been dropped									
8.31	8.09	6.27	—	14.36	6.82	5.00	—	11.82	

	1	2	3	4	5
					<i>2. Minor</i>
1. Minor Irrigation	...	95.00*	19.34	15.95	24.74
					<i>3. Animal</i>
1. Opening of New Hospitals	...	4.29	0.10	0.05	0.30
2. Veterinary Education	...	0.29	0.02	0.01	0.05
3. Cattle Breeding	...	8.48	1.60	1.58	2.36
4. Eradication of Rinderpest	...	2.69	0.07	0.06	1.75
5. Key Village Scheme	...	2.39	—	0.08	0.39
6. Cross-Breeding of Indigenous Cattle	...	1.34	0.10	0.07	0.10
7. Poultry Development	...	2.46	—	—	—
8. Sheep Breeding	...	5.73	—	—	—
9. Goat Breeding	...	—	—	—	—
10. Disease Investigation	...	—	—	—	—
11. Establishment of Veterinary Offices	...	1.24	—	—	—
12. Polwarth Scheme	...	2.34	—	—	—
TOTAL	...	31.25	1.85	1.85	4.95
					<i>4. Forests</i>
1. Soil Conservation School	...	0.48	0.15	0.07	0.10
2. Forest Education	...	0.95	0.30	0.19	0.38
3. Demarcation of Forests	...	1.90	0.31	0.31	0.72
4. Pasture Improvement	...	0.47	0.15	0.08	0.12
5. Survey and Improvement of Medicinal Herbs	...	1.75	0.33	—	0.10
6. Propagation of <i>Bhabbar</i> grass	...	0.95	0.20	0.20	0.18
7. Construction of Roads	...	14.25	2.23	1.86	4.03
8. Construction of Buildings	...	9.50	2.11	2.06	3.41
9. Water Supply	...	0.95	0.24	0.15	0.47
10. Purchase of Horses and Mules	...	1.67	0.57	0.45	0.30
11. Soil Conservation and Afforestation including Panchayat Forests	...	5.70	2.07	1.34	1.39
12. Game Preservation	...	0.98	0.16	0.01	0.21
13. Forestry Survey	...	0.95	—	—	—
14. Chamba Town Development	...	1.50	—	—	—
15. Bhakra Soil Conservation	...	3.00	—	—	—
TOTAL	...	45.00	8.82	6.72	11.41

*Includes the share of Govt. of India.

IV—CONTD.

6	7	8	9	10	11	12	13	14
<i>Irrigation</i>								
18.26	—	8.74	—	8.74	—	8.15	—	8.15
<i>Husbandry</i>								
0.72	0.62	—	—	0.62	0.47	—	—	0.47
0.03	0.06	—	—	0.06	0.06	—	—	0.06
0.53	1.00	—	—	1.00	0.83	—	—	0.83
0.49	1.30	—	—	1.30	1.09	—	—	1.09
0.16	1.27	—	—	1.27	0.97	—	—	0.97
0.18	0.10	—	—	0.10	0.09	—	—	0.09
0.18	0.24	—	—	0.24	0.27	—	—	0.27
0.18	1.83	—	—	1.83	0.64	—	—	0.64
—	0.44	—	—	0.44	0.17	—	—	0.17
—	0.10	—	—	0.10	0.11	—	—	0.11
—	0.38	—	—	0.38	0.12	—	—	0.12
—	—	—	—	—	—	—	—	—
1.97	7.34	—	—	7.34	4.82	—	—	4.82
0.10	0.08	—	—	0.08	0.07	—	—	0.07
0.32	0.27	—	—	0.27	0.15	—	—	0.15
0.63	0.44	—	—	0.44	0.44	—	—	0.44
0.12	0.08	—	—	0.08	0.08	—	—	0.08
0.10	0.14	—	—	0.14	0.14	—	—	0.14
0.19	0.10	—	—	0.10	0.10	—	—	0.10
4.03	1.26	1.50	—	2.76	1.26	1.50	—	2.76
3.39	1.33	—	—	1.33	1.32	—	—	1.32
0.42	0.14	—	—	0.14	0.10	—	—	0.10
0.30	0.35	—	—	0.35	0.35	—	—	0.35
1.38	0.68	—	—	0.68	0.67	—	—	0.67
0.21	0.27	—	—	0.27	0.27	—	—	0.27
—	0.09	—	—	0.09	0.10	—	—	0.10
—	0.02	—	—	0.02	0.02	—	—	0.02
—	0.26	—	—	0.26	0.26	—	—	0.26
11.19	5.51	1.50	—	7.01	5.33	1.50	—	6.83

1	2	3	4	5
<i>5. Fisheries,</i>				
1. Propagation of Mirror Carp ...	0.67	0.005	0.005	0.12
2. Trout Farm, Chirgaon ...	0.45	—	—	0.33
3. Trout Farm, Barot ...	1.00	—	—	—
4. Fish Marketing ...	0.18	0.166	0.036	0.12
TOTAL ...	2.30	0.171	0.041	0.57
<i>6. Co-operation</i>				
1. Administrative staff ...	7.00	0.36	0.07	1.59
2. Training and Education ...	3.00	—	—	—
3. Subsidies for staff to Co-operative Societies for Marketing ...	1.75	0.34	0.10	—
4. Subsidies for staff to Co-operative Societies for credit ...	3.75	0.68	0.22	—
5. Loans and Subsidies to Co-operative Societies for Construction of Godowns ...	12.00	1.20	1.60	1.25
6. Share Capital to Co-operative Societies for credit ...	—	—	—	—
7. Grants-in-aid to Co-operative Farming Societies ...	1.00	0.20	—	—
8. Creation of Funds ...	3.00	0.16	—	—
9. Subsidies to Co-operative Societies for purchase of trucks ...	0.75	0.85	0.75	—
10. Share Capital to Co-operative Societies for Marketing ...	10.00	—	—	—
TOTAL ...	42.25	3.79	2.74	2.84
<i>7. Villag,</i>				
1. Pay of Gram Panchayat Secretaries ...	13.91	2.38	2.38	2.68
2. Training of Personnel ...	1.82	—	—	0.12
3. Supply of Stationery to Gram and Nayaya Panchayats ...	0.80	—	—	0.20
4. Supply of Tools and Implements ...	3.47	2.26	2.26	1.00
5. Construction of Panchayat Ghars ...	4.00	—	—	1.90
6. Printing of Pamphlets etc. ...	0.25	—	—	0.10
7. Organisation of Panch Sammelans ...	0.85	—	—	0.17

V—CONTD.

6	7	8	9	10	11	12	13	14
0.10	0.12	—	—	0.22	0.22	—	—	0.22
0.33	0.63	—	—	0.03	0.03	—	—	0.03
—	—	0.30	—	0.38	—	0.30	—	0.30
0.15		Scheme	has	since	been	dropped		
0.58	0.25	0.30	—	0.55	0.25	0.30	—	0.55
0.11	—	—	—	—	0.45	—	—	0.45
—	—	—	—	—	0.18	—	—	0.18
—	—	—	—	—	0.03	—	—	0.03
—	—	—	—	—	0.18	—	—	0.18
—	—	—	—	—	0.88	2.64	—	3.52
—	—	—	—	—	—	0.60	—	0.60
—	—	—	—	—	—	—	—	—
—	—	—	—	—	—	—	—	—
—	—	—	—	—	—	—	—	—
—	—	—	—	—	—	—	—	—
0.11	—	—	—	—	1.72	3.24	—	4.96
<i>Panchayats</i>								
2.68	2.74	—	—	2.74	2.74	—	—	2.74
0.12	0.36	—	—	0.26	0.26	—	—	0.26
0.20	0.21	—	—	0.21	0.21	—	—	0.21
1.00	0.70	—	—	0.70	0.70	—	—	0.70
1.90	1.45	—	—	1.45	1.45	—	—	1.45
0.10	0.14	—	—	0.14	0.14	—	—	0.14
0.17	0.21	—	—	0.21	0.21	—	—	0.21

	1	2	3	4	5
8. Establishment of <i>Zila Panchayats</i> * ...		1.50	0.36	0.36	—
TOTAL:	...	26.60+	5.00	5.00	6.17
				8. Consolidation	
1. Consolidation of Holdings ...		9.50	1.00	1.01	1.21
II. COMMUNITY DEVELOPMENT					
1. Material and Equipment			—	—	—
2. Block Headquarters Project Headquarters			5.06	8.62	10.60
3. Agriculture and Animal Husbandry			1.15	0.86	1.10
4. Irrigation			11.50	4.36	2.15
5. Reclamation			0.43	—	0.79
6. Health and Rural Sanitation			2.87	4.05	4.81
7. Education		118.75	4.22	2.39	3.45
8. Social Education			1.26	1.30	1.76
9. Communication			5.14	5.44	2.75
10. Rural Arts and Crafts Industries			1.53	0.52	0.96
11. Housing			2.00	1.31	2.91
TOTAL:	...	118.75	35.16	28.95	31.28
III. POWER					
1. POWER PROJECTS ...		213.75	29.00	22.87	17.50
IV. INDUSTRIES (VILLAGE					
I. HANDLOOM SCHEMES.					
1. Demonstration unit in Weaving and Dyeing (Ghumarwin and Bilaspur) ...		0.22	0.02	0.02	0.04
2. Weaving Centres (Sundernagar) ...		0.45	0.07	0.07	0.14
II. SERICULTURE SCHEMES.					
1. Development of Sericulture Industry ...		4.00	—	—	0.72
III. HANDICRAFT SCHEMES.					
1. Basketry and Bamboo ware centres ...		0.86	0.03	0.05	0.05

* *Zila Panchayats* have since been dissolved on the formation of Territorial Council in the Pradesh.

† To be met out of the savings of other Departments.

IV—CONTD.

6	7	8	9	10	11	12	13	14
—	—	—	—	—	—	—	—	—
6.17	5.71	—	—	5.71	5.71	—	—	5.71

of Holdings

1.18	1.62	—	—	1.62	1.59	—	—	1.59
AND NATIONAL EXTENSION SERVICE.								
—	0.56	—	—	0.56	0.53	—	—	0.53
10.26	6.35	—	—	6.53	6.65	—	—	6.65
0.92	1.00	—	—	1.00	0.93	—	—	0.93
0.78	11.98	—	—	11.98	12.62	—	—	12.62
0.20	2.93	—	—	2.93	3.50	—	—	3.50
4.40	3.20	—	—	3.20	3.35	—	—	3.35
3.14	2.78	—	—	2.78	2.71	—	—	2.71
1.40	1.19	—	—	1.19	1.07	—	—	1.07
2.52	2.92	—	—	2.92	3.04	—	—	3.04
0.37	1.72	—	—	1.72	1.65	—	—	1.65
1.92	1.96	—	—	1.96	1.59	—	—	1.59
25.91	36.59	—	—	36.59	37.64	—	—	37.64

PROJECTS

17.09	—	21.43	—	21.43	—	22.68	—	22.68
AND SMALL-SCALE)								

0.04	0.06	—	—	0.06	0.06	—	—	0.06
0.14	0.30	—	—	0.30	0.30	—	—	0.30
0.72	0.49	—	—	0.49	0.49	—	—	0.49
0.04	0.08	—	—	0.08	0.09	—	—	0.09

	1	2	3	4	5
IV. SMALL INDUSTRIES SCHEMES.					
1. Demonstration Unit in Blacksmithy, Leather, Tailoring and Wood-working (Bilaspur) ...		0.89	0.03	0.03	0.05
2. Tanning and Leather Centre (Sundernagar) ...		1.15	0.03	0.03	0.15
3. Hosiery Centres (Solan and Paonta) ...		1.00	0.10	0.06	0.12
4. Tanning Centre (Arki) ...		0.50	0.11	0.11	0.05
5. Tailoring Centre (Paonta) ...		0.45	Included in Scheme		
6. Rope Making Centre (Trilokpur) ...		0.20	0.02	0.02	0.03
7. Wood-Working Centre (Paonta) ...		0.75	0.17	0.17	0.23
8. Blacksmithy and Utensil Making Centre (Jogindernagar) ...		0.65	—	—	0.08
9. Blacksmithy Centres (Rohru and Chamba) ...		1.00	—	—	0.11
10. Carpentry Centres (Chamba and Bilaspur) ...		1.25	—	—	0.05
11. Tailoring Centres (Rampur, Haikoti, Sundernagar and Chamba) ...		1.10	0.12	0.06	0.25
12. Sales Shops ...		1.13	0.02	0.07	0.09
13. Industrial Loans ...		10.20	0.12	0.12	0.57
14. Stipends and Scholarships ...		4.00	0.06	0.06	0.22
15. Staff-Administrative and Superintendence including Extension Officers ...		5.50	—	—	0.29
V. VILLAGE SCHEMES (INDUSTRIES)					
1. Gur Making Centres (Paonta and Sundernagar) ...		0.30	—	—	0.04
VI. SCHEMES WHICH HAVE BEEN DROPPED					
1. Saponine Industry ...		4.00	—	—	—
2. Sugar Manufacture ...		4.00	—	—	—
3. Citrus <i>Deodar</i> Oil ...		0.60	—	—	—
4. Sports Goods Centre (Paonta) ...		1.00	0.04	0.04	0.04
5. Working of Minerals ...		1.70	0.02	0.02	0.02
6. Lead Pencils units ...		0.60	—	—	—
TOTAL: ...		47.50	0.96	0.93	3.33

IV. CONTD

6	7	8	9	10	11	12	13	14
0.05	0.17	—	—	0.17	0.17	—	—	0.17
0.15	0.08	—	—	0.08	0.08	—	—	0.08
0.12	0.14	—	—	0.14	0.14	—	—	0.14
0.05	0.06	—	—	0.06	0.06	—	—	0.06
at Serial No. 11.								
0.03	0.04	—	—	0.04	0.04	—	—	0.04
0.22	0.68	—	—	0.68	0.68	—	—	0.68
0.08	0.18	—	—	0.18	0.18	—	—	0.18
0.11	0.44	—	—	0.44	0.44	—	—	0.44
0.04	0.09	—	—	0.09	0.09	—	—	0.09
0.31	0.40	—	—	0.40	0.15	—	—	0.15
0.08	0.17	—	—	0.17	0.17	—	—	0.17
0.57	—	—	1.00	1.00	—	—	1.00	1.00
0.22	0.35	—	—	0.35	0.35	—	—	0.35
0.29	0.76	—	—	0.76	0.81	—	—	0.81
0.04	0.07	—	—	0.07	0.07	—	—	0.07
—	—	—	—	—	—	—	—	—
—	—	—	—	—	—	—	—	—
—	—	—	—	—	—	—	—	—
0.04	0.02	—	—	0.02	0.02	—	—	0.02
0.02	—	—	—	—	—	—	—	—
—	—	—	—	—	—	—	—	—
3.36	4.58	—	1.00	5.58	4.39	—	1.00	5.39

1	2	3	4	5
V. ROADS AND				
<i>1. Roads.</i>				
1. Roads other than National Highways ...	427.50	69.00	76.80	59.97
<i>2. Road</i>				
1. Purchase of Vehicles ...	32.75	4.81	6.11	6.42
2. Machinery for Central Workshop ...	1.00	0.54	0.24	0.12
3. Stores Reserve (including Engine Assemblies) ...	5.60	0.50	0.17	1.91
4. Buildings ...	6.18	1.13	0.74	0.88
5. Conversion of Petrol Vehicles into Diesel Vehicles ...	8.07	—	—	0.17
6. Extension of Central Workshop ...	1.75	0.52	0.52	—
TOTAL:	55.35*	7.50	7.78	9.50
VI. SOCIAL				
<i>1. Educa</i>				
1. Opening of Junior Basic Schools ...	14.41	0.17	—	0.24
2. (a) Conversion of existing Primary Schools into Junior Basic Schools. } (b) Craft Material to Primary Schools }	5.73	0.55	0.28	0.70
3. (a) Upgrading of Lower Middle Schools to Middle Standard. } (b) Provision of Sewing Machines to Girls High and Middle Schools } (c) Provision of Craft in existing Middle Schools. }	5.74	0.68	0.06	0.23
4. Conversion of Middle Schools into Senior Basic Schools ...	1.44	0.23	0.04	0.23
5. Upgrading of Middle Schools into High Schools ...	5.88	—	—	—
6. Upgrading of Primary Schools to Middle Schools ...	11.43	—	—	—
7. Conversion of existing High Schools into Higher Secondary Schools ...	42.08	2.90	—	—
8. Opening of a Degree College (Chamba) ...	5.20	0.48	—	0.25
9. Upgrading of Inter College to Degree College (Bilaspur) ...	—	—	—	—

*Includes Railway's share of Rs. 24.00 Lakhs, which was, however, not made available by them.

IV—CONTD.

	6	7	8	9	10	11	12	13	14
ROAD TRANSPORT.									
	73.82	—	101.80	—	101.80	—	104.40	—	104.40
<i>Transport</i>									
	6.42	—	7.65	—	7.65	—	7.65	—	7.65
	0.07	—	0.35	—	0.35	—	0.35	—	0.35
	1.59	—	1.30	—	1.30	—	1.29	—	1.29
	0.86	—	1.20	—	1.20	—	1.00	—	1.00
	0.17	—	—	—	—	—	—	—	—
	—	—	—	—	—	—	—	—	—
	9.11	—	10.50	—	10.50	—	10.29	—	10.29
SERVICES									
<i>tion</i>									
	0.24	3.50	—	—	3.50	0.85	—	—	0.85
	0.68	1.85	—	—	1.85	0.08	—	—	0.08
	0.25	1.99	—	—	1.99	0.67	—	—	0.67
	0.23	0.43	—	—	0.43	0.10	—	—	0.10
	—	2.23	—	—	2.23	0.82	—	—	0.82
	—	2.38	—	—	2.38	0.51	—	—	0.51
	—	3.50	—	—	3.50	0.78	—	—	0.78
	0.22	0.91	—	—	0.91	0.90	—	—	0.90
	—	0.10	—	—	0.10	0.10	—	—	0.10

1	2	3	4	5
10. Award of Scholarships for Technical and University Education ...	1.70	0.12	0.12	0.36
11. Audio Visual Education ...	2.25	—	—	—
12. (a) Organisation of Seminars and Refresher Courses for Headmasters and Teachers of Secondary Schools	1.94	0.29	—	—
(b) Organisation of Extension Service Department in the Institutions				
13. Promotion of A. C. C. and N. C. C. ...	3.28	—	0.16	0.42
14. Opening of a Central Library ...	1.84	0.50	—	0.50
15. Opening of Five District Circulating Libraries ...	5.58	0.95	—	1.51
16. Establishment of Planning and Statistical Unit ...	1.68	0.20	0.04	0.34
17. Spill over expenditure on construction of School Buildings of First Five Year Plan ...	2.04	—	—	..
18. Youth Welfare ...	0.12	0.43	0.12	—
19. Improvement of Sanskrit Institutions ...	0.91	0.17	0.11	0.22
20. Appointment of District Social Education Organisers ...	0.75	—	—	—
21. (a) Opening of a School for Training of Literacy Teachers	—	0.15	—	—
(b) Provision of Social Education literature to Adults				
TOTAL: ...	114.00	7.82	0.93	5.00
<i>2. Medical and</i>				
A. MEDICAL				
1. Post-Graduate Training of Doctors at the H. P. Hospital, Simla ...	3.20	0.41	0.05	0.19
2. Expansion of Himachal Pradesh Hospital, Simla ...	9.65	3.29	0.37	1.51
3. Starting of a Provincial Laboratory at the H. P. Hospital, Simla ...	1.47	0.30	0.18	0.29
4. Medical Store Organisation ...	3.74	0.64	0.24	0.69
5. Installation of X-Ray Plants ...	0.76	0.24	—	0.17
6. Starting of Dental Clinics ...	0.28	—	—	0.05

The symbol (. .) denotes not available.

IV—CONTD.

6	7	8	9	10	11	12	13	14
0.36	0.14	—	—	0.14	0.13	—	—	0.13
—	0.50	—	—	0.50	0.50	—	—	0.50
—	0.21	—	—	0.21	0.20	—	—	0.20
0.42	0.33	—	—	0.33	0.33	—	—	0.33
0.31	0.31	—	—	0.31	0.30	—	—	0.30
0.97	0.35	—	—	0.35	0.35	—	—	0.35
0.34	0.2	—	—	0.21	0.20	—	—	0.20
0.60	—	—	—	—	—	0.29	—	0.29
—	—	—	—	—	—	—	—	—
0.02	—	—	—	—	—	—	—	—
—	—	—	—	—	—	—	—	—
—	—	—	—	—	—	—	—	—
4.64	18.94	—	—	18.94	6.82	0.29	—	7.11

Public Health

CAL

0.13	0.26	—	—	0.26	0.55	—	—	0.55
4.06	1.21	3.68	—	4.89	1.69	3.77	—	5.46
0.01	0.29	—	—	0.29	0.14	—	—	0.14
0.61	0.64	—	—	0.64	0.13	—	—	0.13
—	0.14	—	—	0.14	0.04	—	—	0.04
0.01	0.06	—	—	0.06	0.08	—	—	0.08

1	2	3	4	5
7. Opening of Allopathic Dispensaries ...	3.55	0.39	0.01	0.38
8. Starting of Laboratories at the Tehsil Headquarter Hospitals ...	1.24	0.10	0.03	0.26
9. (a) Isolation Beds for T. B. Patients ...	2.26	0.17	0.07	0.13
(b) Upgrading of T. B. Clinics, Mandi ...	—	—	—	—
10. Ministerial Staff for the Offices of the Director of Health Services and District Medical Officers ...	1.46	0.19	0.05	0.39
11. Upgrading of Hospitals-Additional Staff for District Hospitals (including Upgrading of Gohar Dispensary) ...	2.01	0.32	0.02	0.37
12. Upgrading of Dispensary in Chini Area of Mahasu District ...	0.95	0.14	0.02	0.12
13. Opening of an Ayurvedic Mobile Beldar Dispensary in Chini Area ...	0.54	0.09	0.02	0.05
14. Opening of an Ayurvedic Mobile Beldar Dispensary in Pangri Area ...	0.54	0.09	0.01	0.11
15. Motor-Van Mobile Dispensary for Sirmur District (Addition of Staff and Equipment) ...	0.70	0.06	—	0.07
16. Key Village Scheme ...	0.40	0.03	0.01	0.07
17. Expansion of Ayurvedic Pharmacy at Jogindernagar ...	0.96	0.48	0.01	0.20
18. Research in indigenous and other systems of Medicines ...	1.19	0.52	0.05	0.21
19. Opening of Ayurvedic Dispensaries ...	2.99	0.31	0.02	0.52
20. Administrative Staff for Ayurvedic Section at the Headquarters ...	1.22	0.16	—	0.22
21. Administrative Staff of Ayurvedic Section at the District Offices ...	1.23	0.15	—	0.14
22. Buildings for Allopathic Dispensaries and staff quarters ...	2.85	0.25	—	0.02
23. New Buildings for Ayurvedic Dispensaries ...	0.95	0.14	—	0.10
				<i>B. Public</i>
24. Education and Training ...	1.42	0.07	0.07	0.35
25. Training of Doctors in X-Ray, T. B., D.P.H. etc. ...	0.47	0.03	0.01	—
26. Training of Lady Health Visitors ...	0.47	0.07	—	0.08
27. Training of Auxiliary Nurse Midwives at Nahan ...	0.79	0.15	0.09	0.17

IV—CONTD.

6	7	8	9	10	11	12	13	14
0.08	0.38	0.25	—	0.63	0.48	0.11	—	0.59
0.16	0.21	—	—	0.21	0.19	0.13	—	0.32
—	0.26	—	—	0.26	0.18	—	—	0.18
—	0.26	—	—	0.26	—	—	—	—
0.38	2.36	—	—	0.36	0.47	—	—	0.47
0.03	0.45	—	—	0.45	0.17	—	—	0.17
—	0.17	—	—	0.17	0.01	—	—	0.01
0.04	0.05	—	—	0.05	0.03	—	—	0.08
—	0.11	—	—	0.11	0.02	—	—	0.02
0.03	0.08	—	—	0.08	0.04	—	—	0.04
0.02	0.08	—	—	0.08	0.03	—	—	0.03
0.16	0.22	—	—	0.22	0.09	—	—	0.09
0.14	0.23	—	—	0.23	0.05	—	—	0.05
0.25	0.58	—	—	0.58	0.45	—	—	0.45
0.04	—	—	—	—	0.07	—	—	0.07
—	0.14	—	—	0.14	0.11	—	—	0.11
0.10	—	0.15	—	0.15	—	0.30	—	0.30
0.04	—	0.40	—	0.40	—	0.15	—	0.15
<i>Health</i>								
0.34	0.20	—	—	0.20	0.40	—	—	0.40
—	—	—	—	—	—	—	—	—
—	0.11	—	—	0.11	0.03	—	—	0.03
0.12	0.17	—	—	0.17	0.21	—	—	0.21

	1	2	3	4	5
28. Training of Auxiliary Nurse Midwives at Mandi ...		0.95	0.19	0.07	0.19
29. Hook Worm Scheme ...		0.19	0.04	—	0.04
30. Goitre Scheme ...		0.28	0.06	0.08	0.05
31. Malaria Eradication Programme ...		4.75	0.89	0.93	1.27
32. D. D. T. Squads ...		0.26	0.92	—	0.05
33. T. B. Survey and Domiciliary Care ...		0.47	0.14	0.05	0.14
34. B. C. G. Vaccination Scheme ...		1.30	0.24	0.22	0.23
35. (a) Leprosy Subsidiary Units ...		2.26	0.46	0.32	0.84
(b) Leprosy Survey and Clinics ...		2.08	0.40	0.37	0.41
36. (a) Opening of V. D. Clinics ...		2.01	0.63	1.25	0.54
(b) Continuation of V. D. Clinics Started under the First Plan ..		6.27	1.19		1.51
37. Purchase of Van for Maternity and Child Welfare Centres		0.34	—	0.12	—
38. Family Planning Centers ...		2.43	0.50	0.21	0.40
39. Additional Public Health Staff ...		1.14	0.16	0.01	0.19
40. Covertion of Dispensaries into Primary Health Centres ...		1.42	0.15	0.04	0.11
41. Opening of Maternity and Child Welfare Centres ...		3.34	0.10	—	0.54
42. Continuation of Maternity and Child Welfare Centres in Backward Areas ...		1.45	0.65	0.23	0.34
43. School Health Service ...		0.95	0.15	0.02	0.5
44. Heath Education ...		0.47	0.27	0.14	0.05
TOTAL ...		79.65	15.03	5.39	14.01
				<i>3. Drinking</i>	
1. Drinking Water Supply ...		89.45	15.00	8.00	4.57
				<i>4. Housing</i>	
Housing ...		7.60	4.00	3.59	5.00
				<i>5. Welfare of</i>	
				A. WELFARE OF	
I—EDUCATION					
(a) Scholarships ...		1.26	0.05	0.05	0.47

IV—CONTD.

6	7	8	9	10	11	12	13	14
0.06	0.14	—	—	0.14	0.14	—	—	0.14
0.03	0.04	—	—	0.04	0.02	—	—	0.02
0.03	0.06	—	—	0.06	0.03	—	—	0.03
1.04	2.15	—	—	2.15	2.53	—	—	2.53
0.01	0.05	—	—	0.05	0.03	—	—	0.03
0.04	0.14	—	—	0.14	0.09	—	—	0.09
0.23	0.30	—	—	0.30	0.26	—	—	0.26
1.19	0.52	—	—	0.52	1.62	—	—	1.62
—	0.94	—	—	0.94	—	—	—	—
	0.50	—	—	0.50	2.23	0.15	—	2.38
1.52				1.70	—	—	—	—
	1.70	—	—					
0.03	0.02	—	—	0.02	0.02	—	—	0.02
0.24	0.44	—	—	0.44	0.32	—	—	0.32
0.05	0.028	—	—	0.28	0.19	—	—	0.19
0.04	0.20	0.15	—	0.35	0.09	0.01	—	0.10
0.28	—	0.40	—	0.40	—	0.44	—	0.44
0.27	0.65	—	—	0.65	0.44	—	—	0.44
0.04	0.15	—	—	0.15	0.02	—	—	0.02
0.05	0.06	—	—	0.06	0.10	—	—	0.10
11.89	15.00	5.03	—	20.03	13.79	5.06	—	18.85
<i>Water Supply</i>								
5.10	4.09	—	—	4.09	3.46	—	—	3.46
5.00	—	—	.00	3.00	—	—	0.60	0.60
<i>Backward Classes</i>								
SCHEDULED CASTES								
0.48	0.25	—	—	0.25	0.25	—	—	0.25

	1	2	3	4	5
(b) Stipends	...	1.53	0.09	0.09	Included above
(c) Subsidy to Hostels	...	0.49	0.10	0.09	0.10
(d) Books and Stationery	...	1.88	0.06	0.01	0.24
(e) Free Boarding and Lodging Facilities	...	0.26		Scheme	
TOTAL :		4.72	0.30	0.24	0.81
II—AGRICULTURE					
(a) Distribution of Fruit Plants etc.	...	0.24	0.02	0.01	0.05
(b) Water Supply Scheme	...	2.37	0.29	0.28	0.47
(c) Distribution of Agricultural Implements	...	0.48	—	—	0.09
(d) Purchase of Agricultural Land and Building sites etc.	...	—	—	—	—
TOTAL :		3.09	0.31	0.32	0.61
III—CO-OPERATION					
Subsidies for M. P. Co-operative Societies	...	0.20	0.10	0.02	0.10
IV—COTTAGE INDUSTRY					
(a) Purchase of Spinning Wheels etc.	...	0.66	0.13	0.09	0.13
(b) Sewing Machines	—	0.20	—	—	0.05
(c) Training in Spinning and Weaving etc.	...	0.48	0.13	—	0.10
(d) Subsidy for Rehabilitation of Trainees	...	0.66	0.10	—	—
(e) Installation of Wind-mills	...	0.30	—	—	0.05
TOTAL :		2.30	0.36	0.09	0.33
V—COMMUNICATIONS					
Linking of Inaccessible Places with Main Roads	...	1.78	0.15	0.15	0.27
VI.—MEDICAL AND PUBLIC HEALTH					
(a) Supply of Medicines	...	0.09	0.02	0.01	0.02

IV. CONTD

6	7	8	9	10	11	12	13	14
in (a)	0.20	—	—	0.20	0.20	—	—	0.20
0.10	0.10	—	—	0.10	0.10	—	—	0.10
0.24	0.20	—	—	0.20	0.20	—	—	0.20
dropped								
0.82	0.75	—	—	0.75	0.75	—	—	0.75
0.04	0.05	—	—	0.05	0.03	—	—	0.03
0.48	0.42	—	—	0.42	0.42	—	—	0.42
0.06	0.12	—	—	0.12	0.13	—	—	0.13
—	0.10	—	—	0.10	0.09	—	—	0.09
0.58	0.69	—	—	0.69	0.67	—	—	0.67
0.10	0.05	—	—	0.05	0.05	—	—	0.05
0.09	0.12	—	—	0.12	0.07	—	—	0.07
0.05	0.07	—	—	0.07	0.07	—	—	0.07
—	0.08	—	—	0.08	0.08	—	—	0.08
—	0.10	—	—	0.10	0.08	—	—	0.08
—	—	—	—	—	—	—	—	—
0.14	0.37	—	—	0.37	0.30	—	—	0.30
0.27	0.24	—	—	0.24	0.24	—	—	0.24
0.01	0.04	—	—	0.04	0.06	—	—	0.06

	1	2	3	4	5
(b) Training in Medical Profession ...		0.29	0.01	0.01	0.03
(c) Improvement of Sanitation in Harijan Colonies ...		0.50	0.06	0.05	0.15
(d) Opening of Ayurvedic Dispensaries ...		0.28	—	Scheme dropped	
TOTAL :		1.16	0.09	0.07	0.20
VII—HOUSING					
Subsidy for Construction of Houses for Scheduled Castes ...		2.85	0.20	0.20	0.40
VIII—PUBLICITY					
(a) Issue of Pamphlets ...		0.24	0.05	0.04	0.05
(b) Installation of Community Sets ...		0.14	0.04	—	0.06
(c) Visual Publicity ...		0.28	0.06	0.05	0.06
(d) Pay etc. of Driver and one Van ...		0.38	0.07	0.04	0.06
(e) Aid to Voluntary Agencies ...		0.57	0.05	0.01	0.10
TOTAL :		1.61	0.27	0.14	0.33
IX—MISCELLANEOUS					
(a) Observance of Harijan Days ...		0.24	0.05	0.04	0.05
(b) Honoraria to Govt. Officials ...		0.09		Scheme dropped by	
(c) Legal Assistance to Scheduled Castes ...		—	—	—	—
(c) Less Scheme ...		—	—	—	—
TOTAL :		0.33	0.05	0.04	0.05
TOTAL (A) :		18.04	1.83	1.27	3.10

B. WELFARE OF

I—EDUCATION

(a) Scholarship and Stipends ...		0.73	0.07	0.07	0.11
(b) Opening of J. B. Schools ...		3.24	1.01	0.13	0.63
(c) Monetary Aid and other Amenities ...		0.37	0.07	0.07	0.07

IV—CONTD.

6	7	8	9	10	11	12	13	14
0.03	0.03	—	—	0.03	0.06	—	—	0.06
0.15	0.15	—	—	0.15	0.15	—	—	0.15
by the Government of India								
0.19	0.22	—	—	0.22	0.27	—	—	0.27
0.54	0.76	—	—	0.76	1.27	—	—	1.27
0.05	0.05	—	—	0.05	0.05	—	—	0.05
0.06	0.07	—	—	0.07	0.07	—	—	0.07
0.06	0.05	—	—	0.05	0.05	—	—	0.05
0.06	0.06	—	—	0.06	0.06	—	—	0.06
0.10	0.11	—	—	0.11	0.11	—	—	0.11
0.33	0.34	—	—	0.34	0.34	—	—	0.34
0.05	Scheme		dropped					
Government of India								
—	0.05	—	—	0.05	0.03	—	—	0.03
—	0.05	—	—	0.05	—	—	—	—
0.05	0.10	—	—	0.10	0.03	—	—	0.03
3.02	3.52	—	—	3.52	3.92	—	—	3.92

SCHEDULED TRIBES

0.11	0.12	—	—	0.12	0.12	—	—	0.12
0.15	0.50	—	—	0.50	0.32	—	—	0.32
0.07	0.05	—	—	0.05	0.05	—	—	0.05

	1	2	3	4	5
(d) Ashram Schools	...	—	—	—	0.30
TOTAL :		4.34	1.15	0.27	1.11
II—AGRICULTURE					
(a) Establishment of Progency Orchards		4.08	—	—	0.50
(b) Chilgoza Nursery in Chini	...	0.95	0.32	0.03	0.16
(c) Propagation of Fruit Plants	...	0.11	0.03	0.03	0.02
(d) Manure, Seeds etc.	...	—	0.02	0.01	0.12
TOTAL :		5.14	0.37	0.07	0.80
III—ANIMAL HUSBANDRY					
(a) Outlying Dispensaries	...	1.58	0.80	0.18	0.61
(b) Sheep Breeding	...	0.21	0.10	0.02	0.10
(c) Poultry Development	...	0.10	0.02	0.02	0.02
(d) Improvement of Fodders	...	0.28	0.01	0.01	0.02
TOTAL	...	2.17	0.93	0.23	0.75
IV—COTTAGE INDUSTRIES					
Weaving Centre (Choltu)	...	1.52	0.53	0.01	0.30
V—CO-OPERATION					
Subsidies to M. P. Co-operative Societies	...	0.20	—	—	0.07
VI—COMMUNICATIONS					
(a) Construction of Bridle Path in Bharmour	...	0.36	—	—	0.17
(b) Construction of Bridle Path in Pangti	...	0.45	—	—	0.13
TOTAL	...	0.81	—	—	0.30
VII—MEDICAL AND PUBLIC HEALTH					
(a) Training in Medical Profession	...	0.30	0.05	0.01	0.07
(b) Allopathic Dispensaries	...	1.60	0.49	0.05	0.43
(c) Water Supply Scheme	...	2.85	0.20	0.02	0.48

IV—CONTD.

6	7	8	9	10	11	12	13
0.64	0.30	—	—	0.30	0.35	—	0.35
0.97	0.97	—	—	0.97	0.84	—	0.84
0.20	0.55	—	—	0.55	0.44	—	0.44
0.15	0.16	—	—	0.16	0.16	—	0.16
0.03	0.02	—	—	0.02	0.02	—	0.02
0.12	—	—	—	—	—	—	—
0.50	0.73	—	—	0.73	0.62	—	0.62
0.16	0.18	—	—	0.18	0.21	—	0.21
0.08	0.03	—	—	0.03	0.09	—	0.09
0.02	0.02	—	—	0.02	0.08	—	0.08
0.01	0.08	—	—	0.08	0.08	—	0.08
0.27	0.31	—	—	0.31	0.46	—	0.46
—	0.11	—	—	0.11	0.09	—	0.09
0.07	0.05	—	—	0.05	0.05	—	0.05
—	0.07	—	—	0.07	0.09	—	0.09
—	0.10	—	—	0.17	0.04	—	0.04
—	0.17	—	—	0.17	0.13	—	0.13
0.02	0.05	—	—	0.05	0.04	—	0.04
0.08	0.20	—	—	0.20	0.10	—	0.10
0.44	0.66	—	—	0.66	0.68	—	0.68

	1	2	3	4	5
(d) Construction of Buildings	...	—	—	—	—
TOTAL :		4.75	0.74	0.08	0.98
VIII PUBLICITY					
(a) Pay of A. P. R. O's	...	0.37	0.05	—	0.07
(b) Community Sets	...	0.17	0.03	0.01	0.03
(c) Projector and Generator	...	0.56	0.02	0.07	0.11
(d) Publicity Equipment	...	—	—	—	—
TOTAL	...	1.10	0.10	0.08	0.21
IX— MISCELLANEOUS					
(a) Staff of Welfare Department	...	1.59	0.38	—	0.39
(b) Subsidy for Foodgrains	...	0.33	0.06	0.07	0.07
(c) Aid to Voluntary Agencies	...	0.27	0.08	0.07	0.05
(d) Construction of Inns	...	0.40	—	—	0.12
(e) Buildings for Staff	...	0.33	0.12	0.15	—
(f) Purchase of Jeep	...	0.29	0.19	—	0.15
TOTAL :		3.21	0.83	0.29	0.78
TOTAL (B) :		23.24	4.65	0.88	5.45
GRAND TOTAL		41.28	6.48	2.15	8.55
<i>6. Social</i>					
1. State Social Welfare Advisory Board	...	0.75	0.24	0.8	0.26
2. Welfare Extension Projects	...	4.00	0.76	0.11	0.71
TOTAL :		4.75	1.00	0.19	0.97
<i>Labour and Labour</i>					
1. Expansion of Employment Service	...	1.55	0.35	—	0.26
2. Craftsmen Training Scheme					
(a) Establishment of I.T.I. Selan	...	7.11	—	—	2.54
(b) Supply of Tools & Equipment for I.T.I., Mandi	...				
TOTAL :		8.66	0.35	—	2.80

IV—CONTD.

6	7	8	9	10	11	12	13	14
—	0.55	—	—	0.55	0.32	—	—	0.32
0.54	1.46	—	—	1.46	1.14	—	—	1.14
0.05	0.08	—	—	0.08	0.07	—	—	0.07
0.03	0.03	—	—	0.03	0.04	—	—	0.04
0.02	0.06	—	—	0.06	0.03	—	—	0.03
0.01	—	—	—	—	—	—	—	—
0.11	0.17	—	—	0.17	0.14	—	—	1.14
0.03	0.20	—	—	0.20	0.32	—	—	0.32
0.31	0.08	—	—	0.08	0.08	—	—	0.08
0.05	0.07	—	—	0.07	0.07	—	—	0.07
0.13	0.18	—	—	0.18	0.16	—	—	0.16
—	0.08	—	—	0.08	0.08	—	—	0.08
—	—	—	—	—	—	—	—	—
0.52	0.61	—	—	0.61	0.71	—	—	0.71
2.98	4.58	—	—	4.58	4.18	—	—	4.18
6.00	8.10	—	—	8.10	8.10	—	—	8.10
<i>Welfare</i>								
0.13	0.14	—	—	0.14	0.14	—	—	0.14
0.75	0.76	—	—	0.76	0.56	—	—	0.15
0.88	0.90	—	—	0.90	0.70	—	—	0.70
<i>Welfare</i>								
0.05	0.28	—	—	0.28	0.17	—	—	0.17
0.60	0.90	—	—	0.90	0.32	—	—	0.32
0.65	1.18	—	—	1.18	0.49	—	—	0.49

	1	2	3	4	5
VII MISCE					
<i>1. Plan</i>					
1. Community Listening Scheme ...		5.63	0.67	0.61	0.86
2. Publicity Through Mobile-Van ...		2.63	1.48	0.43	0.17
3. Opening of Information Centres at District Headquarters ...		0.24	0.03	0.02	0.13
4. Songs and Dramas ...		0.75	0.04	0.01	0.17
5. Publication of Folders, Pamphlets and Posters ...		0.40	0.04	0.02	0.09
6. Publicity Through Exhibitions ...		0.25	0.03	0.02	0.09
7. Publicity Through Advertisements ...		0.10	0.02	0.01	0.02
8. Special Staff for Five Year Plan Publicity ...		0.75	0.07	—	0.27
9. Production of Films on Contract basis ...		0.65	0.15	0.05	0.17
TOTAL :		11.40	2.53	1.17	1.97
<i>2. Sta</i>					
1. Strengthening of the Directorate of Economics and Statistics and setting up of District Statistical Agencies ...		4.75	—	—	—
<i>3. Local</i>					
1. Construction of Roads and Pavement of Streets		3.00	—	—	1.02
2. Construction of Latrines and Urinals ...		1.50	—	—	0.50
3. Construction of Bus Stands ...		0.95	—	—	0.29
4. Construction of Reading Rooms, Children Parks and Municipal Rest House ...		3.50	—	—	1.32
5. Street Lights ...		1.50	—	—	0.57
TOTAL :		10.45	—	—	3.70

IV- CONCLD.

6	7	8	9	10	11	12	13	14
LLANEOUS								
<i>Publicity</i>								
0.97	1.43	—	—	1.43	1.70	—	—	1.70
0.67	0.17	—	—	0.17	0.16	—	—	0.16
0.05	0.16	—	—	0.16	0.07	—	—	0.07
0.03	0.19	—	—	0.19	0.09	—	—	0.09
0.08	0.09	—	—	0.09	0.04	—	—	0.04
0.01	0.10	—	—	0.10	0.07	—	—	0.07
0.02	0.02	—	—	0.02	0.02	—	—	0.02
0.03	0.16	—	—	0.16	0.04	—	—	0.04
—	0.05	—	—	0.05	0.02	—	—	0.02
1.89	2.37	—	—	2.37	2.21	—	—	2.21
<i>istics</i>								
—	0.21	—	—	0.21	0.18	—	—	0.18
<i>Bodies</i>								
0.11	—	0.66	—	0.66	—	0.27	—	0.27
0.06	—	0.33	—	0.33	—	0.29	—	0.29
0.02	—	0.21	—	0.21	—	0.07	—	0.07
0.13	—	0.77	—	0.77	—	0.60	—	0.60
0.47	—	0.30	—	0.30	—	0.29	—	0.29
0.79	—	2.27	—	2.27	—	1.52	—	1.52

APPENDIX V

PHYSICAL TARGETS AND ACHIEVEMENTS UNDER THE PLAN SCHEMES

Name of the Scheme	Item	Unit	Plan Target (1956-61)	1956-57		1957-58		1958-59	
				Targets	Achievements	Targets	Achievements	Targets	Achievements
1	2	3	4	5	6	7	8	9	10
I—AGRICULTURAL AND RURAL DEVELOPMENT									
<i>1. Agriculture.</i>									
1. Development of Fruit Production ..	New Orchards	Acre	4,350	—	—	860	466	833	833
2. Seed Distribution ...	Seeds	Maunds	26,800	1,600	1,286	2,900	2,875	15,000	5,016
3. Multiplication and Distribution of Improved Seeds—setting up of Seeds Farms ...	Farms	Number	10	—	—	3	3	5	5
4. Development of Local Manurial Resources ..	Compost	Ton	3,45,000	—	10,000	50,000	32,522	75,000	74,651
5. Fertilizer Distribution									
(i) Superphosphate ...	Fertilizers	Ton	3,900	160	152	300	160	500	500
(ii) Ammonium Sulphate	Ton	7,910	340	340	550	300	1,000	562
6. Manurial and Agronomic Trials ...				Being a Research Scheme, no targets have been fixed.					
7. Plant Protection ...	Laud	Acre	12,000	1,600	1,943	2,000	2,106	3,550	6,896
8. Potato Development ...	Expansion of Stations Opening of new Stations	Number	2	—	—	2	2	To continue	contd

9.	Intensification of Research on Rasin Grapes
10.	Regional Research Station	...	Setting up of Regional Research Station for temperate fruits	Number	1	---	---	Station establishment at Mashobra (Mahasu District)	To continue
11.	Progeny Orchards	...	Orchards	Number	2	---	---	1	1
12.	Training of Gardeners	...	Gardeners	Number	250	---	---	40	50
13.	Construction of Stores and Sheds	...	Stores and Sheds	Number	14	---	---	7*	4
14.	Agricultural Marketing	...							4*
15.	Agricultural Information Service	...							
16.	Agricultural Research Sections including statistical and Soil Science Sections	...							
17.	Staff Scheme	...							
18.	Land Development	...							
19.	Japanese Method of Faddy Cultivation	...	Land	Acre	---	---	---	---	5,000
20.	Fruit Canning Unit	...	Fruit Canning unit	Number	1	---	---	---	1
21.	Development of Ginger in Himachal Pradesh	...							
22.	Appiculture	...							

* Possession of sites acquired.

APPENDIX V

PHYSICAL TARGETS AND ACHIEVEMENTS UNDER THE PLAN SCHEMES—Contd.

	1	2	3	4	5	6	7	8	9	10	
23	Spill over from First Five Year Plan to Second Five Year Plan ...										
		No targets have been fixed.									
	Minor Irrigation	Irrigation	Acre	40,000	17,680	3,045	14,380	3,484	7,940	2,759	
				2. <i>Minor Irrigation</i>							
				3. <i>Animal Husbandry</i>							
1.	Opening of New Hospitals	Hospitals	Number	10	2	2	2	2	2	2	
2.	Veterinary Education	Training of									
		(i) B.V.Sc.	Number	10	2	2	2	2	2	2*	
		(ii) Stock Assistants	Number	10	2	2	2	2	2	2	
		(iii) Compounders	Number	10	2	2	2	2	2	2	
3.	Cattle Breeding	Farm	Number	1	1	—	1	1	1	1 to Continue Continued.	
4.	Eradication of Rinderpest	Cattle	Number	...	—	—	—	...	Vaccination of cattle in Bilaspur and Mandi districts	Vaccination of cattle in Bilaspur and Mandi districts and 2,62,300 in Mandi district.	
		Buffaloes	Number	—	—	—	—	—	—	—	
5.	Key village Scheme	Expansion of existing A. I. centres	Number	8	2	2	2	2	2	2	

* One candidate left College.

6. Cross Breeding of Indigenous Cattle	...	Supply of Bulls	Number	125	25	11	25	13	25	10
7. Poultry Development	...	Extension Centres	Number	4	4	--	2	2	Purchase of birds and equipment for extension centres	10
8. Sheep Breeding	...	(a) Regional Farm	Number	1	1	--	1	1	Sites selected	1
		(b) Wool Analysis Laboratory	Number	1	1	--	1	1	Site acquired and equipment purchased	1
		(c) Extension centres	Number	8	--	--	8	3	£	2
9. Goat Breeding	...	Goat Breeding Farm	Number	1	--	--	--	--	1	--
10. Disease Investigation	...									
11. Establishment of Veterinary Offices	...	Offices	Number	2	--	--	--	--	2	2
12. Polwarth Scheme	...	Polwarth arms	Number	200	Scheme since has been dropped					
					4. Forests.					
1. Soil Conservation School	...	Students	Number	420	60	53	90	72	90	79
2. Forest Education	...	Trainees :- Superior Course	Number	3	3	3	3	3	3	3
		Ranger's Course	Number	8	2	2	5	5	5	5

Being a Research Scheme, no targets have been fixed

APPENDIX V

PHYSICAL TARGETS AND ACHIEVEMENTS UNDER THE PLAN SCHEMES—(Contd.)

	1	2	3	4	5	6	7	8	9	10
3. Demarcation of Forests.	...	Land	Acre	28,131	12,034	3,124	6,956	6,956	9,141	7,213
		Boundary pillars	Number	4,215	325	353	1,240	2,156	510	2,492
4. Pasture Improvement	...	Land	Acre	324	75	19	55	36	62	33
5. Survey and Improvement of Medicinal Herbs	...	Survey of Land	Sq. Mile	155	31	---	---	---	31	169
		Plantation	Acre	15	5	---	2	2	5	5
6. Propagation of Bhabbar Grass	...	Land	Acre	1,200	250	212	238	238	138	161
7. Construction of roads	...	Roads	Mile	566	74	65	37	137	100	80
8. Construction of Buildings	...	Buildings	Number	191	39	42	60	62	35	32
9. Water Supply	...	Buildings	Number	18	9	5	8	5	1	1
10. Purchase of Horses and Mules	...	Horses	Number	5	5	5	5	5	5	5
		Mules	Number	14	14	14	14	14	14	14
							Upkeep of animals	Upkeep of animal animals	Upkeep of animals	Upkeep of animals
11. Soil Conservation and Afforestation including Panchayat Forests	...	Land	Acre	6,600	2,444	1,518	937	937	435	543
12. Game Preservation	...	Organisation	To organise game department for protection of wild life	1	1	1	1	1	1	1
			To continue Cent.	1	1	1	1	1	1	1
			To continue Cent.	1	1	1	1	1	1	1

13. Forestry Survey

... Being a Survey Scheme, no targets have been fixed.

14. Chamba Town Development	Land	2 127	—	—	—	—	453	25
15. Bhakra Soil Conservation	Land	2,650	—	—	—	—	650	662

5. Fisheries

1. Propagation of Mirror Carp	Fingerlings	75,000	10,000	10,000	15,000	24,000	20,000	22,700
2. Trout Farm, Chirgaon	Farms	1	1	—	1	1	To continue	Contd
3. Trout Farm, Barot	Farms	1	—	—	—	—	1	1
4. Fish Marketing	Marketing Maund	2,000	400	—	400	—	Scheme has been	dropped

6. Co-operation

1. Administrative Staff	Persons	82	—	1	—	45	—	2
2. Training and education	Persons	100	—	Depart-23 mental	—	Depart-49 mental	—	18

107

3. Subsidies for Staff to Co-operative Societies for marketing	Societies	46	6	6	—	—	5	5
4. Subsidies for Staff to Co-operative Societies for Credit	Societies	102	26	18	—	—	20	20
5. Loans and Subsidies to Co-operative Societies for Construction of Godowns	Godowns	81	8	8	—	—	30	23
6. Share Capital to Co-operative Societies for Credit	Societies	102	26	—	—	—	20	12

APPENDIX V

PHYSICAL TARGETS AND ACHIEVEMENTS UNDER THE PLAN SCHEMES—Contd.

	1	2	3	4	5	6	7	8	9	10
7. Grants-in-aid to Co-operative Farming Societies ...		Societies	Number	5	1	—	—	—	—	—
8. Creation of Funds ...						No physical targets have been fixed				
9. Subsidies to Co-operative for purchase of Trucks ...		Trucks	Number	8	8	8	—	—	—	—
10. Share Capital to Co-operative Societies for Marketing ...		Societies	Number	27	6	—	—	—	—	—
7. Village Panchayats										
1. Pay of Gram Panchayat Secretaries...				517	454	455	463	466	466	4
2. Training of personnel ...				No targets have been fixed.						
3. Supply of Stationery to Gram and Naya Panchayats ...				No targets have been fixed						
4. Supply of Tools and Implements ...		Panchayats	Number	347	226	226	100	100	70	70
5. Construction of Panchayat Ghars ...		Panchayats Ghars	Number	80	—	—	38	Under construction	29	Under construction
6. Printing of Pamphlets etc. ...				No targets have been fixed						
7. Organisation of Panch Sammelans ...		Sammelans	Number	103	—	—	—	—	—	—
8. Establishment of Zilla Panchayats ...		Panchayats	Number	5	5	3	3	Zilla Panchayats have been dissolved	—	—

8. Consolidation of Holdings

1. Consolidation of Holdings ... Area to be re-partitioned ... 1,20,000 ... 24,000 ... 13,226 ... 24,000 ... 17,670 ... 24,000 ... 22,927

II. COMMUNITY DEVELOPMENT AND NATIONAL EXTENSION SERVICE

I—AGRICULTURE AND ALLIED SERVICES

1. Improved seeds Distributed	...	Seeds	8,692	...	14,734	...	10,227
2. Chemical Fertilizers Distributed	...	Fertilizers	5,672	...	8,272	...	12,098
3. Agricultural Demonstrations	...	Demonstrations	6,652	...	5,735	...	5,619
4. Compost pits	...	Pits	5,824
5. Area brought under Green Manuring	...	Land	865
6. Improved Agricultural Implements	...	Implements	224
7. Improved Animals Supplied	...	Animals	437	...	72	...	81
8. Improved Birds Supplied	...	Birds	265	...	597	...	531
9. Animals treated	...	Animals	3,96,517
10. Animals Castrated	...	Animals	33,373

II.—HEALTH AND RURAL SANITATION

1. Rural Latrines Constructed	...	Latrines	52	...	235	...	126
2. Drains Constructed	...	Drains	12,231	...	27,156	...	3,006
3. Village Lanes Paved	...	Lanes	7,865	...	7,962

III—SOCIAL EDUCATION

1. Adult Literacy Centres Started...	...	Centres	137	...	294	...	225
--------------------------------------	-----	---------	-----	-----	-----	-----	-----	-----	-----

APPENDIX V

PHYSICAL TARGETS AND ACHIEVEMENTS UNDER THE PLAN SCHEMES—Contd.

	1	2	3	4	5	6	7	8	9	10
2. Adults made Literate	...	Persons	Number	6,414	...	3,918	...	15,476
3. Reading Rooms and Libraries Started	...	Reading Rooms and Libraries	Number	30	...	144	...	81
4. Community and Recreation Centres started	...	Centres	Number	31	...	150	...	147
5. Youth Clubs Farmer's Unions Organized	...	Club-Unions	Number	246	...	219	...	174
6. Mahila Samities Mandals Started	...	Samities/ Mandals	Number	47	...	81	...	32
7. Gram Shikshaks Camps	...	Camps	Number	52	...	117
8. Village Leaders Trained	...	Persons	Number	79	...	1,028	...	2,854
IV—COMMUNICATIONS										
1. Kacha Roads Constructed	...	Roads	Mile	174	...	236	...	302
2. Kacha Roads Improved	...	Roads	Mile	1,280	...	1,181	...	629
III. POWER PROJECTS										
Power Projects	...	Installed Capacity	K. W.	990	30	30	180	180	180	180
	...	H. T. Lines	Mile	550	40	40	60	60	70	70
	...	L. T. Lines	Mile	570	30	30	40	40	40	40
	...	Sub-Stations	Number	230	5	5	8	8	25	25

Towns and Villages Electrified

Number	14	19	69
--------	----	----	----

IV. INDUSTRIES (VILLAGE AND SMALL SCALE)

I—HANDLOOM SCHEMES

1. Demonstration Unit in Weaving and Dying (Ghumarwin and Bilaspur)	Number	To continue	To continue	To continue	To continue
Centre		Centres			
2. Training Centre in Weaving (Suindernagar)	Number	To continue	To continue	To continue	To continue
Centre		Centres			

II—SERICULTURE SCHEMES

1. Development of Sericulture Industry

No physical targets have been fixed.

III—HANDICRAFT SCHEMES.

1. Basketary and Bamboo Ware Centres	Number	To continue	To continue	To continue	To continue
Centre		Centres			

IV—SMALL INDUSTRIES SCHEMES

1. Demonstration Unit in Blacksmithy, Leather, Tailoring and Wood Working (Bilaspur)	Number	New 2	To continue	To continue	To continue
Centre			Centres		

APPENDIX V

PHYSICAL TARGETS AND ACHIEVEMENTS UNDER THE PLAN SCHEMES - Contd.

	1	2	3	4	5	6	7	8	9	10
2. Tanning and Leather Centre (Sundernagar) ...	Centre	Number	Continuation of existing Centres.	To continue	To continue	To continue	To continue	To continue	To continue	To continue
3. Hosiery Centres (Solani and Paonta) ...	Centre	Number	Continuation of existing Centres.	To continue	To continue	To continue	To continue	To continue	To continue	To continue
4. Tanning Centre (Arki) ...	Centre	Number	Continuation of existing Centres.	To continue	To continue	To continue	To continue	To continue	To continue	To continue
5. Tailoring Centre (Paonta) ...	Centre	Number	Continuation of existing Centres.	To continue	To continue	To continue	To continue	To continue	To continue	To continue
6. Rope Making Centre (Tirokpur) ...	Centre	Number	Continuation of existing Centres.	To continue	To continue	To continue	To continue	To continue	To continue	To continue
7. Wood Working Centre (Paonta) ...	Centre	Number	Continuation of existing Centres.	To continue	To continue	To continue	To continue	To continue	To continue	To continue
8. Blacksmithy and Utensil Making Centre (Jogindernagar) ...	Centre	Number	1	1	1	1	1	1	1	1
9. Blacksmithy Centres (Rohru and Chamba) ...	Centre	Number	2	2	2	2	2	2	2	2

...	Centre	Number	Number	To	To
10. Carpentry Centres (Chanba and Bilaspur)	...	2	---	---	2	1	1	1	1	1
11. Tailoring Centres (Rampur, Hatkoti, Sundernagar and Chambal)	Centre	4	---	---	4	4	4	4	To	To
12. Sales Shops	Shop	5	2	1	4	---	---	---	4	1
13. Industrial Loans	...	No physical targets have been fixed.								
14. Stipends and Scholarships	...	No physical targets have been fixed.								
15. Staff Administrative and Superintendence including Extension Officers	...	Being a staff Scheme, no physical targets have been fixed.								

V—VILLAGE SCHEMES

1. Gur Making Centre (Paonta and Maudi)	Centre	2	---	---	2	2	2	2	To	To
---	--------	---	-----	-----	---	---	---	---	----	----

VI—SCHEMES WHICH HAVE BEEN DROPPED

1. Sports Goods Centre (Paonta)	...	Scheme has since been dropped.								
2. Working of Minerals	...	Scheme has since been dropped.								
3. Saponine Industry	...	Scheme has since been dropped.								
4. Sugar Manufacture	...	Scheme has since been dropped.								
5. Circus Deodar Oil Industry	...	Scheme has since been dropped.								
6. Lead Pencil Units	...	Scheme has since been dropped.								

V. ROADS AND ROAD TRANSPORT

1. Roads

Roads Other than National Highways	Construction Mile and Improvement of Roads	677	125	125	142	142	126	126	126
(i) Motorable	...	677	125	125	142	142	126	126	126

APPENDIX V

PHYSICAL TARGETS AND ACHIEVEMENTS UNDER THE PLAN SCHEMES—Contd.

	1	2	3	4	5	6	7	8	9	10
(ii) Jeepable	...	Mile	M.R.	399	75	75	42	42	131	131
(iii) Less than Jeepable	...	Mile	"	700	255	255	166	166	84	84
(iv) Metalling	...	Mile	"	56.5	—	—	—	—	—	6
(v) Tarring	...	Tarring	"	62.5	—	—	—	—	—	6
(vi) Cross Drainage	...	Cross Drainage	"	143	—	—	24	24	6	6
(vii) Bridges	...	Bridges	Number	22	—	—	—	—	6	6
<i>2. Road Transport</i>										
1. Purchase of Vehicles	...	Vehicles	Number	132	22	Bodies on 25 chassis	26	22	26	26
2. Machinery for Central Workshop	...									
3. Store Reserve (including Engine Assemblies)	...									
No physical targets have been fixed.										
4. Buildings	...									
(i) Garrages	...	Garrages	Number	38	6	6	12	9	5	6
(ii) Booking Office	...	Booking Office	"	21	7	2	4	1	1	1
(iii) Ramps	...	Ramp	"	6	—	—	2	—	4	2
(iv) Godowns	...	Godown	"	14	2	—	—	—	—	—
(v) Regional Offices	...	Regional Office	"	2	—	—	—	—	—	1
										(partly completed)

	Vehicles	Number	80	20	—	15	31 (Conversion kits)	14
5. Conversion of Petrol Vehicles into Diesel Vehicles								
6. Extension of Central Workshop								
No physical targets have been fixed.								
VI. SOCIAL SERVICES								
I. Education								
1. Opening of Junior Basic Schools	Institution	Number	200	—	—	60	60	40
2. (a) Conversion of Primary Schools into Junior Basic Schools	"	"	200	—	—	100	100	50
(b) Craft Material to Primary Schools	"	"	200	200	185	200	200	100
				(every year)				
3. (a) Upgrading of Lower Middle Schools into Middle Schools	"	"	25	—	—	25	25	Continued
(b) Provision of Sewing Machines to High and Middle Schools	"	"	20	10	10	10	10	—
(c) Provision of Craft in Middle Schools	"	"	15	15	15	15	15	15
				(every year)				
4. Conversion of Middle Schools into Senior Basic Schools	"	"	8	—	—	8	8	Continued
5. Upgrading of Middle Schools into High Schools	"	"	10	—	—	—	—	10
6. Conversion of Existing High Schools into Higher Secondary Schools	"	"	22	—	—	—	—	—
Upgrading of Primary Schools into Middle Schools	"	"	40	—	—	—	—	15

APPENDIX V

PHYSICAL TARGETS AND ACHIEVEMENTS UNDER THE PLAN SCHEMES—(Contd.)

	1	2	3	4	5	6	7	8	9	10
8. Opening of a Degree College, ... Charaba		Institution	Number	1	1	—	1	—	1	1
9. Upgrading of Inter College, Bilaspur, to Degree College		"	"	1	—	—	—	—	1	1
10. Award of Scholarships for Technical and University Education		Stipend	"	208	40	37	42	37) 42)	42	52) 42)
11. Audio Visual Education										
12. (a) Organisation of Seminars and Refresher Courses for Headmasters and Teacher, of Secondary Schools										
(b) Organisation of Extension Service Department in the Institutions										
13. Promotion of A.C.C. and N.C.C.			Number	23	5	5	2	2	5	5
		Junior Division A.C.C. Cadets	Number	400	100	100	100	100	—	—
14. Opening of a Central Library		Library	"	1	1	—	1	1*	1	1
15. Opening of District Circulating Libraries		"	"	5	5	—	5	2	3	3
16. Establishment of Planning and Statistical Units		Unit	"	1	1	1	Continued	Continued	Continued	Continued

No physical targets have been fixed.

do—

do—

	Buildings	Number	4	—	—	—	2
17. Spill over expenditure on construction of School Buildings of First Five Year Plan ...							
18. Youth Welfare ...							
No physical targets have been fixed							
19. Improvement of Sanskrit Institution	Institution		1	1	1	To Continue	To Continue
20. Appointment of District Social Education Organisers ...	Person		2	—	—	—	—
21. (a) Opening of a School for Training of Literacy Teachers							
(b) Provision of Social Education Literature to Adults ...							
Scheme has since been dropped							
—do—							
2. Medical and Public Health							
A. MEDICAL							
1. Post Graduate Training of Doctors at H. P. Hospital, Simla ...	Institution	Number	1	1	1	1	To Continue
2. Expansion of Himachal Pradesh Hospital, Simla ...	Beds		100	100	50	50	Continued
3. Starting of a Provincial Laboratory at the H. P. Hospital, Simla ...	Laboratory		1	1	1	1	Continued
4. Medical Store Organisation ...	Organisation		1	1	1	1	To Continue
5. Installation of X-ray Plants ...	Plant		4	1	—	2	3
6. Starting of Dental Clinics ...	Clinic		4	—	—	1	1
7. Opening of Allopathic Dispensaries ...	Dispensary		10	2	2	2	2

Continued upto Oct., 1958.

APPENDIX V

PHYSICAL TARGETS AND ACHIEVEMENTS UNDER THE PLAN SCHEMES—(Cont'd).

	1	2	3	4	5	6	7	8	9	10
8. Starting of Laboratories at the Tehsil Headquarters Hospitals		Laboratory	Number	12	4	4	4	1	7	7
9. Isolation Beds for T. B. Patients		Bed	"	50	10	10	10	—	20	20
10. Ministerial Staff for the offices of the Director of Health Services and District Medical Officers		Person	"	20	20	19	1	1	To Continue	Continued
11. Upgrading of Hospitals-Additional Staff for District Hospitals		Hospital	"	5	5	5	5	5	To Continue	Continued
12. Upgrading of Dispensary in Chini Area (Mahasu)		Dispensary	"	1	1	1	1	1	To Continue	Continued
13. Opening of an Ayurvedic Mobile Beldar Dispensary in Chini Area		"	"	1	1	1	To Continue	Continued	To Continue	Continued
14. Opening of an Ayurvedic Mobile Beldar Dispensary in Pangri Area		"	"	1	1	1	To Continue	Continued	To Continue	Continued
15. Motor-Van Mobile Dispensary for Sirmur District (Additional Staff and Equipment)		"	"	1	1	1	To Continue	Continued	To Continue	Continued
16. Key Village Scheme		Dispensary	"	40	10	10	10	10	10	10
17. Expansion of Ayurvedic Pharmacy (Jogindernagar)		Pharmacy	"	1	1	1	To Continue	Continued	To Continue	Continued
18. Research in Indigenous and other Systems of Medicines										

No physical targets have been fixed.

Being a Research Scheme, no targets have been fixed

19. Opening of Ayurvedic Dispensaries	..	Dispensary	Number	32	8	8	8	8	8
20. Administrative Staff for Ayurvedic Section at the Headquarters	..	Section	..	1	1	1	Continue	Continue	Continue
21. Administrative Staff for Ayurvedic Sections at the Districts	...	Section	..	5	5	5	Continue	Continue	Continue
22. Buildings for Allopathic Dispensaries and Staff Quarters.	..	Building	..	19	5	—	5	—	—
23. New Buildings for Ayurvedic Dispensaries	..	Building	..	10	2	—	2	—	2
B—PUBLIC HEALTH									
1. Education and Training	...	Stipends	Number	59	15	14	15	15	15
2. Training of Doctors in X Ray, I. B., D.P.H., etc.	...	Trainees	..	33	9	1	9	2	9
3. Training of Lady Health Visitors	...	Institution	..	1	1	—	1	1	Continue
4. Training of Auxiliary Nurse Midwives at Nahau	...	Centre	..	1	1	1	Continue	Continue	Continue
5. Training of Auxiliary Nurse Midwives at Mandi	...	Centre	..	1	1	1	Continue	Continue	Continue
6. Hook Worm Scheme	...	No physical targets have been fixed							
7. Goitre Scheme	...	—do—							
8. Malaria Eradication Programme	...	Team	..	14	14	14	Continue	Continue	Continue
9. D. D. T. Squads	...	Squad	..	5	1	1	1	1	1

*Partly completed.

The symbol(·) denotes not available.

APPENDIX V

PHYSICAL TARGETS AND ACHIEVEMENTS UNDER THE PLAN SCHEMES—Contd.

	1	2	3	4	5	6	7	8	9	10	
10. T. B. Survey and Domiciliary Care											
11. B. C. G. Vaccination Scheme			Number	1	Continued from the First Five Year Plan.						
12. (a) Leprosy Subsidiary Units		Team		3	1	1	1	1	1	1	
(b) Leprosy Survey and Clinics		Unit				To			To		
		Clinic		5	5	Continue	Continued		Continue	Continued	
13. (a) Opening of V. D. Clinics				3	3	To			To		
(b) Continuation of V. D. Clinics started in the First Five Year Plan						Continue	Continued		Continue	Continued	
(c) Intensive V. D. Control Programme for Mahasu District				5	Continue		Continued				
14. Purchase of Van for Maternity and Child Welfare Centre				7	—	—	—	—	7	7	
15. Family Planning Centres						To			To		
16. Additional Public Health Staff		Van		1	1	1	Continue	Continued	Continue	Continued	
17. Conversion of Dispensaries into Primary Health Centres		Centre		7	5	5	2	2			
18. Opening of Maternity and Child Welfare Centres		Person		15	15	7	8	6	2	—	
19. Continuation of Maternity and Child Welfare Centres in Backward Areas		Dispensary		5	1	1	2	1	3	3	
		Centre		11	2	2	3	3	2	2	
		Clinic		4	To	Conti-	Conti-	Conti-	To		
					nue	nue	nue	Continued	Continued	Continued	

20. School Health Service Being a Survey Scheme, no physical targets have been fixed.

21. Health Education

No physical targets have been fixed.

3. *Drinking Water Supply*

1. Arrangement for Drinking Water Supply	Sets of Villages	Number New 300 Spil over 95	10	16	In progress	17
...	179

4. *Housing*

1. Housing	Houses	Number	126	95	—	62
...

5. *Welfare of Backward Classes*

A. WELFARE OF SCHEDULED CASTES

-- EDUCATION						
(i) Scholarships	Scholarship	422	109	70	278	488
(ii) Stipends	Stipend	430	150	223	238	322
(iii) Subsidy to Hostels	Student	125	25	15	25	33
(iv) Books and Stationery	"	900	100	89	468	479
(v) Free Boarding and Lodging Facilities	"					1,432
						1,461

Scheme has since been dropped.

II—AGRICULTURE

(i) Distribution of Fruit Plants etc.	Fruit Plants	66,500	5,812	4,506	16,000	10,600	5,356	5,276
(ii) Water Supply Scheme	Scheme	—	—	23	—	36	—	64
(iii) Distribution of Agricultural Implements	Implements	1,476	—	—	262	262	144	144

APPENDIX V

PHYSICAL TARGETS AND ACHIEVEMENTS UNDER THE PLAN SCHEMES—(Contd).

	1	2	3	4	5	6	7	8	9	10
(iv) Purchase of Agricultural lands and Building Sites etc. ...		Person (benefitted)	Number	—	—	—	—	—	5	42
III—CO OPERATION										
Subsidies to Multi-purpose Co-operative Societies ...		Societies	"	25	11	11	5	5	6	6
IV—COTTAGE INDUSTRIES										
(i) Purchase of Spinning Wheels etc. ...		Wheels	"	550	110	162	110	156	100	357
(ii) Sewing Machines ...		Sewing machines	"	150	—	—	30	30	40	40
(iii) Training in Spinning and Weaving ...		Person	"	125	—	—	25	—	6	6
(iv) Subsidies for Rehabilitation of Trainees ...		"	"	125	—	—	—	—	15	3
(v) Installation of Wind Mills ...		Wind Mills	"	5	2	2	Wind mills not available			
V—COMMUNICATIONS										
Linking of inaccessible places with main Roads		Roads	Mile	60	12	10.5	30	23	24	24
VI—MEDICAL AND PUBLIC HEALTH										
(i) Supply of Medicines ...				No targets have been fixed						
(ii) Training in Medical Profession ...		Person	Number	30	2	2	10	10	8	17

(ii) Improvement of Sanitation Conditions in Harijan Colonies	...	Construction of Latrines	Number	80	10	8	22	16	16	17
(iv) Opening of Ayurvedic Dispensaries	...									
VII—HOUSING										
Subsidies for Construction of Houses for Scheduled Castes	...	Houses		1,000	50	56	100	113	255	366
VIII—PUBLICITY										
(i) Issue of Pamphlets	...									
(ii) Installation of Community Sets	...	Sets	Number	50	10	10	10	20	10	10
(iii) Visual Publicity	...	Films and Cameras				26 films purchased		Projector, generator and Cameras etc. purchased		3 films purchased
(iv) Pay etc. of driver	...									
(v) Aid to Voluntary Agencies	...									
IX—MISCELLANEOUS										
(i) Observance of Harijan days	...	Days		2 days every year	2	2	2	2		Scheme dropped
(ii) Honoraria to Govt. officials	...									
(iii) Legal Assistance to Scheduled Castes	...	Persons (benefitted)							50	42

Scheme has been dropped

No targets have been fixed.

Being a staff Scheme, no physical targets have been fixed.

No targets have been fixed.

Scheme has been dropped

APPENDIX V

PHYSICAL TARGETS AND ACHIEVEMENTS UNDER THE PLAN SCHEMES—(Contd.)

	1	2	3	4	5	6	7	8	9	10
--	---	---	---	---	---	---	---	---	---	----

B. WELFARE OF SCHEDULED TRIBES.

I—EDUCATION

	Scholarships	Number	350	70	66	150	150	204
(i) Scholarships and Stipends ...	Scholarships	Number	350	70	66	150	150	204
(ii) Opening of J. B. Schools ...	Institution	"	14	14	18	Continue	Continue	Continue
(iii) Monetary Aid and Other Amenities ...	Students	"	125	25	25	78	20	21
(iv) Ashram Schools ...	Schools	"	4	—	—	2	1	1
(v) School Buildings ...	Buildings	Included in I. (ii) above.						

II—AGRICULTURE

	Orchards	Number	2	—	—	2	2	Continue
(i) Establishment of Progeny Orchards ...	Orchards	Number	2	—	—	2	2	Continue
(ii) Chigoza Nursery in Chini ...	Nursery	"	1	1	1	Continue	Continue	Continue
(iii) Propagation of Fruit Plants ...	Plants	"	4,500	—	666 (Plants raised)	—	Fruit Seed sown in three Nurseries	1,000 Stock seedlings & 16 seers of apple seed sown.

(iv) Manure seeds etc. ... Included in scheme (i) above.

III—ANIMAL HUSBANDRY

	Dispensaries	Number	8	3	(Medicines etc. purchased)	3	Continue
(i) Outlying Dispensaries ...	Dispensaries	Number	8	3	(Medicines etc. purchased)	3	Continue

(ii) Sheep Breeding	...	Rams and Bucks etc.	Number	200	10	4 Rams	30	Yaks	2	3 Horse	5
								Horses	2	Stallion	
(iii) Poultry Development	...	Birds	"	600	60	357	60	200	120	220	
(iv) Improvement of Fodders	...	Plants	"	30,000	6,000	3,000	6,000	2,244	8,000	15,000	
IV—COTTAGE INDUSTRIES											
1. Weaving Centre at Choltu	-	Centre	"	1	1	Equipment purchased	1	1*	1	1	1
V—CO-OPERATION											
1. Subsidies to Multi-Purpose Co-operative Societies	...	Society	"	25	5	—	5	6	5	9	9
VI—COMMUNICATIONS											
(i) Construction of Bridle Path in Bharmaur	...	Path	Mile	16	—	—	—	—	5	6	6
				(Amended)							
(ii) Construction of Bridle Path in Pangl	...	"	"	6	—	—	—	—	4	2	2
VII—MEDICAL AND PUBLIC HEALTH											
(i) Training in Medical Profession	...	Person	Number	55	11	6	11	6	15	22	22
(ii) Allopathic Dispensaries	...	Dispensary	"	2	2	Equipment purchased	2	2	Continue	Continued	
(iii) Water Supply Schemes	...	Scheme	"	—	—	1	—	11	—	17*	
(iv) Construction of Buildings	...	Included under respective Schemes like Agriculture and Animal Husbandry etc.									
VIII—PUBLICITY											
(i) Pay of A. P. R. Os	...	A. P. R. O.	"	2	—	—	2	2	Continue	Continued	

APPENDIX V

PHYSICAL TARGETS AND ACHIEVEMENTS UNDER THE PLAN SCHEMES—(Contd.)

1	2	3	4	5	6	7	8	9	10
(ii) Community Sets	...	Number	50	5	2	5	5	10	7
(iii) Projector and Generator	..	Projector and Generator	2	—	—	2	2	Maintained	Maintained
(iv) Publicity Equipment	No targets have been fixed.						
IX—MISCELLANEOUS									
(i) Staff of Welfare Department	Being a staff Scheme no targets have been fixed.						
(ii) Subsidy for Foodgrains	No physical targets have been fixed						
(iii) Aid to Voluntary Agencies	—do—						
(iv) Construction of Inns	...	Inn	3	—	—	—	—	3	2*
(v) Buildings for Staff	...	Building	4	—	—	—	—	4	2
(vi) Purchase of Jeep	...	Jeep	1	—	—	—	—	—	—
6. Social Welfare									
1. State Social Welfare Advisory Board	No physical targets have been fixed.						
2. Welfare Extension Projects	...	*Projects Centres	25	25	3	22	12	10	10

*Partly Started

The symbol (..) denotes not available

7. Labour and Labour Welfare

1. Expansion of Employment Service ...	Employment Exchange	Number	2	—	—	2	1	1	1
2. Craftsmen Training Scheme									
(a) Establishment of I. T. I. Solan	Institution	"	1	—	—	1	1*	1	1
(b) Supply of Tools and Equipment for I. T. I. Mandi	"	"	1	—	—	1	1*	1	1*
VII MISCELLANEOUS									
1. Plan Publicity									
1. Community Listening Scheme ...	Community Sets	Number	1,250	250	125	250	150	150 @	150
2. Publicity through Mobile Vans ...	Vans	"	3	3	3	Continue	Continue	To Continue	Continue
3. Opening of Information Centres ...	Centre	"	4	4	3	"	"	"	"
4. Songs and Dramas ...	Drama Inspectors	"	4	4	—	4	4	"	"
5. Publication of Folders Pamphlets and Posters ...									
6. Publicity through Exhibitions ...									
7. Publicity through Advertisements ...									
8. Special Staff for Five Year Plan Publicity ...	Person	"	7	7	—	7	3	6	3
9. Production of Films on Contract Basis ...	Films	"	3	1	1*	1	—	1	1*

No physical targets have been fixed.

—do

—do—

*Party started

① Revised.

APPENDIX V

PHYSICAL TARGETS AND ACHIEVEMENTS UNDER THE PLAN SCHEMES—(Concl'd).

1	2	3	4	5	6	7	8	9	10
---	---	---	---	---	---	---	---	---	----

2. Statistics

1. Strengthening of the Directorate of Economics and Statistics and Setting up of District Statistical Agencies ... Being Research Scheme no physical targets have been fixed

3. Local Bodies**

	Roads	Mile	5	0.6	—	1.1	—	1.1	—
1. Construction of Roads and Pavement of Streets	Pavement of Thousand Streets	Sq. ft.	14.2	17	—	31	—	31	—
2. Construction of Latrines and Urinals	Latrine	Number	60	12	—	12	—	12	—
	Urinal	"	60	15	—	12	—	12	—
Construction of Bus Stands	Bus Stand	"	12	2	—	1	—	3	—
4. Construction of Reading Rooms, Children Parks and Municipal Rest Houses	Building	"	12	1	—	3	—	—	—
5. Street Lights	Electrification	"	675	75	—	150	—	6	—
(a) Electricity	Kerosene oil lamps	"	75	11	—	16	—	16	—
(b) Gas Lamps									

** Regarding achievements information is not available and is being collected by the Department from the Local Bodies concerned.

