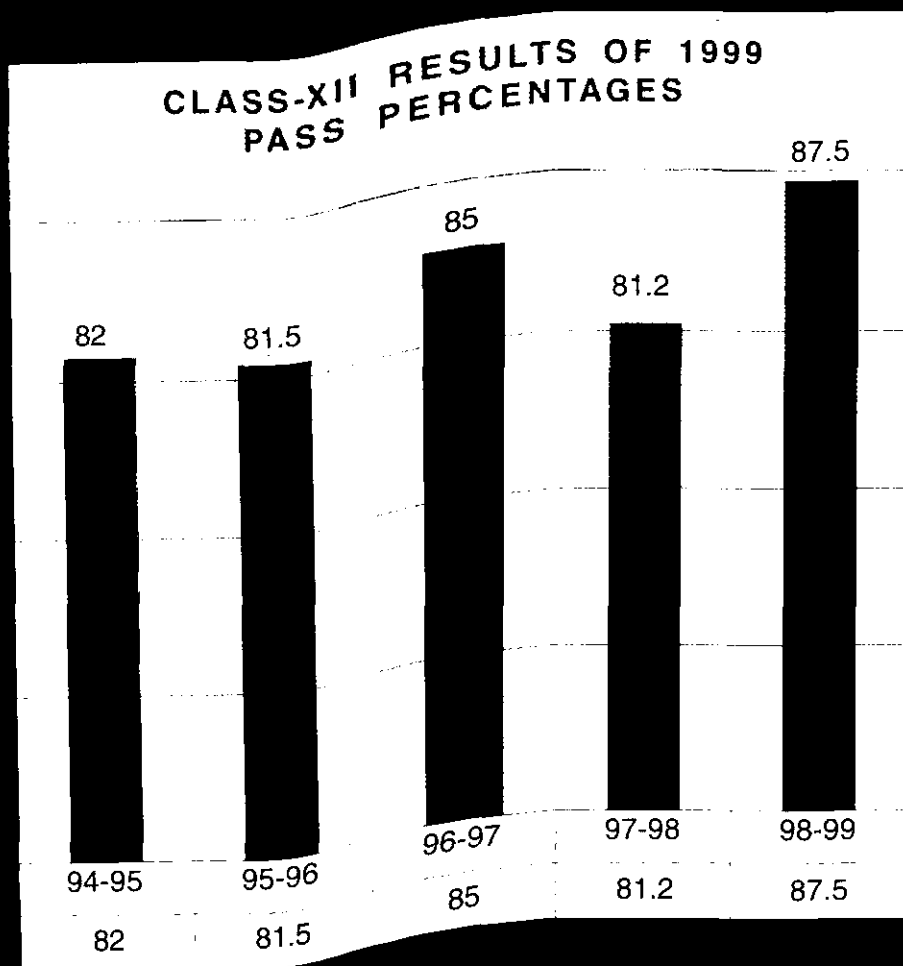
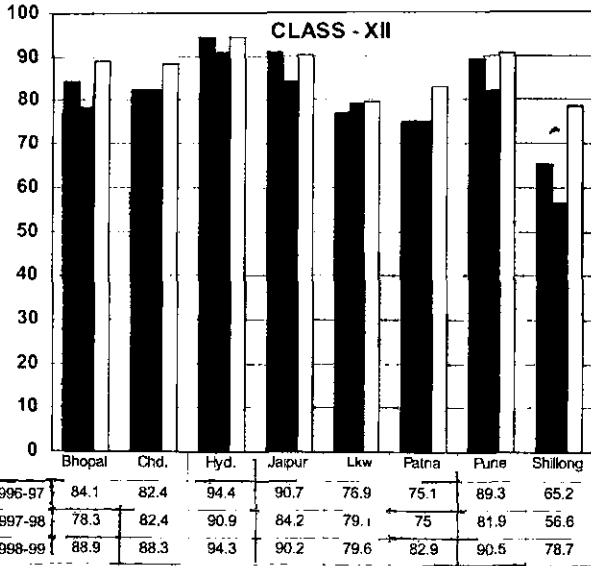


RESULT ANALYSIS OF JAWAHAR NAVODAYA VIDYALAYAS CBSE EXAMS. OF 1999

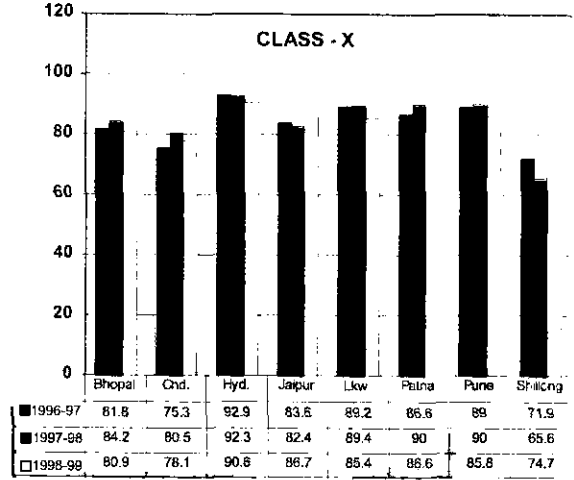


JAWAHAR NAVODAYA VIDYALAYA SAMITI
NEW DELHI

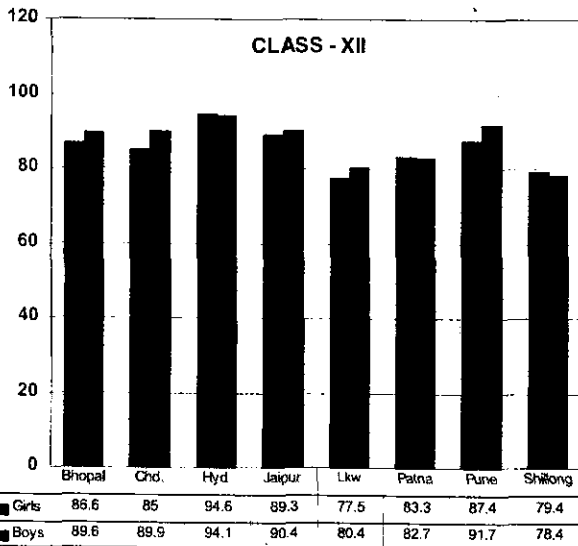
**NVS REGIONAL PASS PERCENTAGES
CLASS-XII**



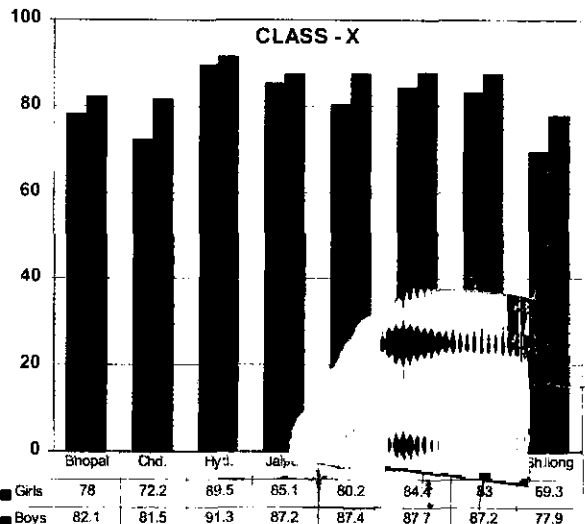
**NVS REGIONAL PASS PERCENTAGES
CLASS-X**



**PASS PERCENTAGE OF BOYS & GIRLS
(REGION-WISE)
CLASS-XII**



**PASS PERCENTAGE OF BOYS & GIRLS
(REGION-WISE)
CLASS-X**



CBSE EXAMINATION – 1999

RESULT ANALYSIS OF JAWAHAR NAVODAYA VIDYALAYAS

LIBRARY & DOCUMENTATION CENTRE
National Institute of Educational
Planning and Administration,
17-B, Sri Aurobindo Marg,
New Delhi-110016
DOC, No. 2/6/99
Date



NAVODAYA VIDYALAYA SAMITI
MINISTRY OF HUMAN RESOURCE DEVELOPMENT
(Deptt. of Education)
A-39, Kailash Colony, New Delhi-110048

NIEPA DC



D10507

Printed Copies : 1500

LIBRARY & DOCUMENTATION CENTRE
National Institute of Education
Planning and Administration
17-B, Sri Aurobindo Marg,
New Delhi-110016 'D-10507
DOC. No. 16-02-2000
Date.....

Chief Editor : Sh. Anurag Bhatnagar, IAS, Director, NVS
Published by : Sh. S.S. Gauri, Joint Director (Acad.)
Navodaya Vidyalaya Samiti
A-39, Kailash Colony, New Delhi-110048.
Editor : Sh. H.N.S. Rao, Dy. Director (Acad.) NVS
Associate Editor : Smt. Kiran Chandra, Asstt. Director (AE) NVS
Production Incharge : Sh. D.N. Sharma, EA, NVS
Printed by : M/s Aravali Printers & Publishers (P) Ltd.
W-30, Okhla Industrial Area, Phase-II, New Delhi-110020.
Tel. 6841564, 6911417

CONTENTS

RESULT ANALYSIS – 1999

<i>Sl.No.</i>	<i>Analysis Details</i>	<i>Page Nos.</i>
A.	1. Graphical Representation of Results	on cover
	2. NVS Top Scores	5
	3. CBSE Merit Certificate Holders	6
B.	Class X & XII Combined – Qualitative Analysis	
	4. NVS Region-wise Results	7
	5. JNVs with 100% passes	8
	6. Pass Percentages of Boys & Girls	9
	7. Comparison of Results	10
	8. Number of First Divisions	22
	9. Categorisation based on pass percentages	23
	10. Pass percentages Region-wise – Subject-wise	23
C.	Qualitative Analysis	
	Class – X	
	11. Region-wise details	25
	12. Vidyalaya-wise Qualitative Classifications	26
	13. Subject-wise Classifications	32
	Class – XII	
	14. Region-wise details	70
	15. Vidyalaya-wise Qualitative Classifications	71
	16. Subject-wise Classifications	75

ANALYSIS OF RESULTS - 1999

Analysis of the results of CBSE Board Examinations of 1999 in respect of JNVs given in the following pages broadly contain graphical representations, quantitative results in terms of pass percentages and qualitative analysis.

As has been last year, performance index of the scores of children subject-wise, JNV wise, region-wise etc. are computed by considering the same as Arithmetic averages of the respective scores in each case. The grouping of JNVs into five groups (A, B, C, D & E) has been done based on the performance indices by considering the spread of the same to be under normal distribution pattern.

The pass percentages together with the qualitative analysis may both be considered while studying the results in order to help the JNVs for further improvement in the coming years.

Any suggestion for further improvement is most welcome.

NVS TOP SCORERS – 1999 EXAMINATIONS

(90% AND ABOVE IN AGGREGATE MARKS)

CLASS – XII

Sl.No.	Name	JNV	Total Marks Secured	with %age
1.	Nageshwar Reddy M.N.	Chitradurga	461	(92.2)
2.	Babloo Kumar	Madhubani	461	(92.2)
3.	Pushpendra Kumar Pandey	Sidhi	458	(91.6)
4.	Shanil Jose	Palghat	457	(91.4)
5.	Soorjith K.	Cannanore	454	(90.8)
6.	Sowmya A.	Kodagu	454	(90.8)
7.	Sajidali H Kalmani	Dharwad	454	(90.8)
8.	Shashi Shankar	Allahabad	453	(90.6)
9.	K. Sreelatha	W. Godawari	453	(90.6)
10.	Jagdeep Nilkanth Deogade	Chandrapur	452	(90.4)
11.	Smitha G.	Medikeri (Kodagu)	452	(90.4)
12.	C. Mohammed Siraj Ul Hassan	Bellary	452	(90.4)
13.	Ajeesh T.A.	Trichur	451	(90.2)

CLASS – X

1.	Manish Kumar Singh	Shahdole	463	(92.6)
2.	Ashok Kumar	Rewari	462	(92.4)
3.	Rajitha A.V.	Cannanore	461	(92.2)
4.	Kunala Phanidhar	Rangareddy	460	(92.0)
5.	Basavana Gowda K.G.	Shimoga	460	(92.0)
6.	Fazul Kareem	Minicoy	459	(91.8)
7.	Vijayabalan M.	Karaikal	457	(91.4)
8.	Vishnuvarodana Reddy R.	Kolar	457	(91.4)
9.	Srikanth Aitha	Warangal	457	(91.4)
10.	Ralu Johnny	Ernakulam	457	(91.4)
11.	Kaushal Kishore Vidyarthee	Purnia	457	(91.4)
12.	Abhishek Kumar Singh	Bhadohi	456	(91.2)
13.	Ambily Mathew	Kottayam	455	(91.0)
14.	Diganta Barman	Naibari	455	(91.0)
15.	Mohd. Imran	Begusarai	454	(90.8)
16.	Shrutakirya Parida	Myurbhanj	454	(90.8)
17.	T.L. Irfan Basha	Raichur	453	(90.6)
18.	Rajendra Reddy Aduma	Medak	453	(90.6)
19.	Rajesh C.	Kottayam	453	(90.4)
20.	Rajalakshmi M.S.	Kottayam	452	(90.4)
21.	Hemant Tiwari	Mandla	452	(90.4)
22.	Ghanshyam Verma	Bhadohi	452	(90.4)
23.	Roshan Kumar Singh	Madhubani	452	(90.4)
24.	Arti Talwar	Kaithal	451	(90.2)
25.	Kurri Navattha	Karimnagar	451	(90.2)
26.	Vimi P.S.	Trichur	451	(90.2)
27.	Avnish Kumar	Begusarai	450	(90.0)

CBSE MERIT CERTIFICATE HOLDERS

(.1% SUBJECT TOPPERS)

CLASS – XII

A total of 60 students from JNVs have got Merit Certificates of which three students have got Merit Certificates in two subjects remaining 57 children have got certificates in only one subject.

<i>Distribution Subject-wise</i>	<i>No. of Certificate Holders</i>
1. English Core	01
2. Hindi Core	14
3. Hindi Elective	11
4. Physics	02
5. Chemistry	04
6. Biology	05
7. History	09
8. Geography	08
9. Business Studies	01
10. Maths	01
11. Office Practice & Secretaryship	07
<hr/>	<hr/>
	63

CLASS – X

A total of 147 students from JNVs have got Merit Certificates. Of these 5 students have Merit Certificates in two subjects. All the remaining have got certificates in single subject.

<i>Distribution Subject-wise</i>	<i>No. of Certificate Holders</i>
1. English 'B'	61
2. Hindi 'A'	20
3. Maths	23
4. Science	11
5. Social Science	22
6. Kannada	04
7. Malayalam	08
8. Marathi	01
9. Telugu	01
10. Urdu	01
<hr/>	<hr/>
	152

CBSE RESULTS OF CLASS – X OF JNVs (1998-99)

NVS REGION-WISE DETAILS

<i>Region</i>	<i>No. of JNVs</i>	<i>Appeared</i>	<i>Passed</i>	<i>Failed</i>	<i>Compartment</i>	<i>Percentage</i>
Bhopal	57	2484	2010	117	357	80.9
Chandigarh	34	1376	1075	99	202	78.1
Hyderabad	60	3463	3138	82	243	90.6
Jaipur	38	1682	1458	58	166	86.7
Lucknow	43	2247	1918	63	266	85.4
Patna	30	1891	1638	63	190	86.6
Pune	43	1510	1295	46	169	85.8
Shillong	33	1254	937	137	180	74.7
Total	338	15907	13469	665	1773	84.7

CBSE RESULTS OF CLASS – XII OF JNVs (1998-99)
NVS REGION-WISE DETAILS

<i>Region</i>	<i>No. of JNVs</i>	<i>Appeared</i>	<i>Passed</i>	<i>Failed</i>	<i>Compartment</i>	<i>Percentage</i>
Bhopal	37	1472	1308	39	125	88.9
Chandigarh	22	753	665	20	68	88.3
Hyderabad	54	2039	1922	15	102	94.3
Jaipur	32	1141	1029	16	96	90.2
Lucknow	32	1397	1112	93	192	79.6
Patna	22	1024	849	44	131	82.9
Pune	16	388	351	15	22	90.5
Shillong	16	553	435	33	85	78.7
Total	231	8767	7671	275	821	87.5

REGION-WISE PASS PERCENTAGES

<i>Sl. No.</i>	<i>NVS Region</i>	<i>1998</i>		<i>1999</i>	
		<i>(Pass %age)</i> <i>X</i>	<i>XII</i>	<i>(Pass %age)</i> <i>X</i>	<i>XII</i>
1.	Bhopal	84.2	78.3	80.9	88.9
2.	Chandigarh	80.5	82.4	78.1	88.3
3.	Hyderabad	92.3	90.9	90.6	94.3
4.	Jaipur	82.4	84.2	86.7	90.2
5.	Lucknow	89.4	79.1	85.4	79.6
6.	Patna	90.0	75.0	86.6	82.9
7.	Pune	90.0	81.9	85.8	90.5
8.	Shillong	65.6	56.6	74.7	78.7
	Total	85.8	81.2	84.7	87.5

NUMBER OF JNVs WITH 100% PASS PERCENTAGES

<i>Sl. No.</i>	<i>NVS Region</i>	<i>Class XII</i>		<i>Class X</i>	
		<i>1998</i>	<i>1999</i>	<i>1998</i>	<i>1999</i>
1.	Bhopal	2	4	1	2
2.	Chandigarh	–	2	3	2
3.	Hyderabad	12	13	8	5
4.	Jaipur	2	7	4	3
5.	Lucknow	1	1	5	4
6.	Patna	–	–	–	1
7.	Pune	1	3	5	11
8.	Shillong	–	1	2	4
	Total	18	31	28	32

CBSE RESULTS – 1999
LIST OF 100% PASS PERCENTAGE JNVs

<i>Region</i>	<i>Class – X</i>	<i>Class – XII</i>
Bhopal	Balaghat Mayurbhanj Hamirpur	Cuttack Dhenkanal Mayurbhanj Sambalpur
Chandigarh	Gurdaspur	Chamba Kangra
Hyderabad	Chitradurga N. Canara Shimoga Karimnagar Vijayanagaram	Kalapet Calicut Ernakulam Bijapur Kodagu Mysore Adilabad Kurnool Nellore Prakasam Srikakulam Vishakhapatnam West Godavari
Jaipur	Rewari Baran Dausa	Kurukshetra Rewari Sonapat Baran Bhilwara Jalore Jhalawar
Lucknow	Faizabad Farrukhabad Tehri Garhwal Haridwar	Tehri Garhwal
Patna	W. Champaran	–
Pune	Rajkot Ahmednagar Buldana Aurangabad Surendernagar Osmanabad Sangli Kolhapur Solapur Raigarh Kutch	Ahmednagar Buldana Kheda
Shillong	Kamrup Ukhrul Tamenglong Churachandpur	Ukhrul

PASS PERCENTAGES : BOYS & GIRLS WISE – 1999

CLASS – X

<i>Region</i>	<i>Appeared</i>	<i>GIRLS Passed</i>	<i>Pass %</i>	<i>Appeared</i>	<i>BOYS Passed</i>	<i>Pass %</i>
Bhopal	704	549	78.0	1780	1461	82.1
Chandigarh	504	364	72.2	872	711	81.5
Hyderabad	1307	1170	89.5	2156	1968	91.3
Jaipur	444	378	85.1	1238	1080	87.2
Lucknow	648	520	80.3	1599	1398	87.4
Patna	616	520	84.4	1275	1118	87.7
Pune	512	425	83.0	998	870	87.2
Shillong	466	323	69.3	788	614	77.9
Total	5201	4249	81.7	10706	9220	86.1

PASS PERCENTAGES : BOYS & GIRLS WISE – 1999

CLASS – XII

<i>Region</i>	<i>Appeared</i>	<i>GIRLS Passed</i>	<i>Pass %</i>	<i>Appeared</i>	<i>BOYS Passed</i>	<i>Pass %</i>
Bhopal	357	309	86.6	1115	999	89.6
Chandigarh	240	204	85.0	513	461	89.9
Hyderabad	734	694	94.6	1305	1228	94.1
Jaipur	243	217	89.3	898	812	90.4
Lucknow	369	286	77.5	1028	826	80.4
Patna	365	304	83.3	659	545	82.7
Pune	111	97	87.4	277	254	91.7
Shillong	160	127	79.4	393	308	78.4
Total	2579	2238	86.8	6188	5433	87.8

NAVODAYA VIDYALAYA SAMITI
COMPARISON OF PASS PERCENTAGES

Sl. No.	JNV/District	Class - XII		Class - X	
		1998	1999	1998	1999
REGION : BHOPAL		78.3	88.9	84.2	80.9
STATE : MADHYA PRADESH		80.9	89.5	81.8	79.5
1.	Bhind	81.8	87.0	77.1	58.5
2.	Bilaspur	87.5	90.0	97.0	91.2
3.	Chattarpur	76.7	81.3	78.4	75.6
4.	Damoh	87.5	73.9	81.2	66.7
5.	Datia	85.7	86.7	90.0	79.1
6.	Dewas	100	96.7	85.5	75.0
7.	Dhar	78.3	86.4	54.4	55.6
8.	Durg	51.3	72.0	77.8	81.4
9.	Hoshangabad	67.6	83.8	71.2	79.7
10.	Indore	41.7	85.7	79.4	74.1
11.	Jabalpur	92.6	85.5	79.1	73.5
12.	Khargone	97.3	96.0	94.8	94.8
13.	Mandsaur	67.6	94.4	85.5	80.4
14.	Morena	80.6	82.9	78.9	78.1
15.	Narsinghpur	64.0	89.7	64.0	70.0
16.	Raipur	93.0	96.3	96.5	91.0
17.	Rajnandgaon	48.0	89.3	81.9	69.8
18.	Sagar	100	94.1	92.5	91.1
19.	Sehore	88.5	88.7	56.3	70.0
20.	Seoni	89.4	98.1	86.0	83.7
21.	Shahdol	80.0	87.8	71.9	75.8
22.	Shivpuri	88.2	95.2	83.3	82.4
23.	Sidhi	83.3	91.7	84.8	88.6
24.	Tikamgarh	78.0	92.7	81.3	91.4
25.	Betui	-	-	94.1	88.9
26.	Bhopal	-	-	95.7	88.6
27.	Rewa	-	-	78.4	73.3
28.	Bastar	-	-	82.9	54.7
29.	Chhindwara	-	-	92.5	77.8

(Contd.)

Sl. No.	JNV/District	Class - XII		Class - X	
		1998	1999	1998	1999
30.	Guna	-	-	76.9	66.7
31.	Jhabua	-	-	83.8	73.9
32.	Khandwa	-	-	87.3	84.0
33.	Mandia	-	-	87.9	97.1
34.	Panna	-	-	87.2	75.0
35.	Raigarh	-	-	98.0	96.6
36.	Raisen	-	-	72.7	69.0
37.	Rajgarh	-	84.4	55.2	78.8
38.	Ratlam	-	-	74.4	88.4
39.	Sarguja	-	-	66.0	89.7
40.	Satna	-	-	79.3	80.0
41.	Ujjain	-	-	89.6	96.6
42.	Vidisha	-	-	90.9	60.7
43.	Balaghat	-	-	-	100
44.	Gwalior	-	-	-	85.7
45.	Shajapur	-	-	-	90.9
STATE : ORISSA		74.3	87.7	91.4	86.2
1.	Bolangir	78.5	81.2	98.3	82.0
2.	Balasore	65.7	77.4	97.7	80.9
3.	Cuttack	91.9	100	100	96.3
4.	Dhenkanal	82.9	100	88.5	95.1
5.	Ganjam	88.6	87.5	96.6	87.5
6.	Kalahandi	77.1	90.9	94.4	91.4
7.	Keonjhar	65.5	70.3	91.4	74.1
8.	Koraput	87.9	88.9	94.5	96.3
9.	Mayurbhanj	26.2	100	91.0	100
10.	Phulbani	79.2	89.4	77.8	77.8
11.	Sambalpur	74.1	100	85.7	78.7
12.	Sundergarh	70.7	87.0	83.1	96.3
REGION : CHANDIGARH		82.4	88.3	80.5	78.1
STATE : CHANDIGARH		81.5	84.1	78.0	81.3
1.	Chandigarh	81.5	84.1	78.0	81.3

(Contd.)

Sl. No.	JNV/District	Class - XII		Class - X	
		1998	1999	1998	1999
STATE : HIMACHAL PRADESH		81.5	92.8	93.5	85.4
1.	Bilaspur	—	—	100	—
2.	Chamba	66.7	100	100	96.7
3.	Hamirpur	73.0	98.5	95.2	100
4.	Kangra	92.0	100	98.4	96.9
5.	Kinnaur	—	—	87.5	64.7
6.	Mandi	82.7	94.3	86.2	59.0
7.	Shimla	95.1	91.8	100	82.5
8.	Sirmaur	71.2	81.9	88.1	83.9
9.	Solan	—	—	90.4	—
10.	Una	90.6	92.6	90.8	91.4
STATE : J. & K.		86.4	89.0	65.7	75.2
1.	Anantnag	—	94.7	63.5	78.6
2.	Baramula	—	85.7	53.8	90.0
3.	Badgaum	—	—	80.0	87.5
4.	Doda	—	—	66.7	90.5
5.	Jammu	68.6	87.2	92.5	61.8
6.	Kargil	—	—	51.2	35.3
7.	Kathua	90.8	91.9	89.1	94.5
8.	Kupwara	—	—	27.8	80.8
9.	Leh	—	—	24.0	26.9
10.	Poonch	—	—	93.2	60.7
11.	Pulwama	—	—	40.6	84.6
12.	Rajouri	—	—	90.0	77.8
13.	Srinagar	—	—	54.5	70.4
14.	Udhampur	95.0	84.4	94.9	90.9
STATE : PUNJAB		80.4	79.8	82.0	74.1
1.	Amritsar	66.7	70.0	80.6	47.8
2.	Faridkot	—	61.5	90.9	75.5
3.	Ferozepur	—	94.4	93.6	59.6
4.	Gurdaspur	—	—	93.5	100
5.	Hoshiarpur	—	76.0	67.4	80.8

(Contd.)

Sl. No.	JNV/District	Class – XII		Class – X	
		1998	1999	1998	1999
6.	Kapurthala	89.3	88.6	84.8	82.4
7.	Ludhiana	75.0	92.3	70.0	82.5
8.	Patiala	95.2	42.9	73.9	50.0
9.	Ropar	93.3	90.0	85.7	81.4
10.	Sangrur	53.6	42.9	77.3	75.5
11.	Bhatinda	–	–	–	91.2
REGION : HYDERABAD		90.9	94.3	92.3	90.6
STATE : LAKSHADWEEP		60.0	66.7	45.0	46.2
1.	Minicoy	60.0	66.7	45.0	46.2
STATE : PONDICHERRY		93.9	91.7	77.6	73.5
1.	Kalapet	97.0	100	69.0	87.5
2.	Karaikal	87.5	80.0	80.8	66.7
3.	Mahe	–	–	92.3	89.5
4.	Yanam	–	–	79.2	58.7
STATE : KERALA		91.8	93.9	95.1	95.9
1.	Calicut	88.7	100	92.6	98.5
2.	Cannanore	74.0	96.0	95.8	98.6
3.	Alleppy	90.9	79.2	100	98.6
4.	Ernakulam	100	100	98.6	97.2
5.	Kasargod	92.9	98.5	94.2	95.2
6.	Kottayam	89.6	97.3	98.7	98.7
7.	Mallapuram	97.8	91.0	94.4	98.4
8.	Iddukki	89.3	87.6	92.2	98.6
9.	Palghat	94.9	97.6	90.9	89.3
10.	Pathnamthitta	90.0	88.9	93.5	90.6
11.	Trichur	98.4	94.1	96.0	94.6
12.	Kollam	–	–	–	92.2
STATE : KARNATAKA		92.6	93.8	89.3	89.4
1.	Bangalore (R)	78.1	91.7	77.4	76.7
2.	Belgaum	84.5	98.1	100	90.0
3.	Bellary	89.2	88.6	88.3	93.1
4.	Bidar	92.1	82.9	87.3	62.7

(Contd.)

Sl. No.	JNV/District	Class - XII		Class - X	
		1998	1999	1998	1999
5.	Bijapur	88.5	100	85.9	92.1
6.	Chickmangalur	90.0	97.1	91.1	91.3
7.	Chitradurga	100	91.7	97.0	100
8.	Dharwad	94.3	97.1	87.3	95.1
9.	Gulbarga	88.9	78.6	88.0	75.5
10.	Hassan	100	92.6	98.3	90.0
11.	Kodagu	90.9	100	86.7	87.5
12.	Kolar	83.3	81.8	87.3	92.9
13.	Mandya	100	98.0	95.7	98.6
14.	Mysore	100	100	92.4	80.0
15.	North Canara	96.7	96.3	83.6	100
16.	Raichur	94.7	91.7	77.0	90.5
17.	Shimoga	100	91.1	85.7	100
18.	Tumkur	100	94.0	96.8	89.7
19.	South Canara	-	-	-	94.2
STATE : A. & N. ISLAND		95.2	95.2	72.9	95.2
1.	S. Andaman	95.2	95.2	72.9	97.6
2.	Car Nicobar	-	-	-	90.0
STATE : ANDHRA PRADESH		88.8	95.3	96.4	90.3
1.	Adilabad	95.5	100	91.1	80.8
2.	Ananthapur	76.5	92.5	98.4	80.6
3.	Chittoor	85.3	93.9	96.4	88.5
4.	Cuddapah	100	92.0	96.4	89.8
5.	E. Godavari	90.9	95.7	98.5	93.8
6.	Guntur	87.5	91.8	91.5	78.8
7.	Karimnagar	100	96.7	100	100
8.	Khammam	95.5	95.2	97.8	92.2
9.	Krishna	100	92.3	96.9	91.4
10.	Kurnool	61.1	100	90.9	92.4
11.	Nalgonda	100	94.7	93.8	87.2
12.	Nellore	85.7	100	86.2	92.5
13.	Nizamabad	96.4	87.5	96.3	93.8

(Contd.)

Sl. No.	JNV/District	Class - XII		Class - X	
		1998	1999	1998	1999
14.	Medak	95.1	97.8	100	93.0
15.	Prakasam	100	100	98.3	93.8
16.	Rangareddy	98.6	98.2	93.3	81.9
17.	Srikakulam	88.9	100	100	88.0
18.	Visakhapatnam	91.0	100	100	89.3
19.	Vijayanagaram	59.4	95.2	100	100
20.	W. Godavari	83.3	100	96.9	91.2
21.	Warangal	77.8	81.0	100	88.2
22.	Mehboobnagar	-	-	-	97.4
REGION : JAIPUR		84.2	90.2	82.4	86.7
STATE : DELHI		86.4	71.1	85.0	85.5
1.	Mungeshpur	95.1	64.6	89.3	81.0
2.	Jaffarpur Kalan	77.5	80.0	80.7	91.5
STATE : HARYANA		85.6	93.2	83.6	86.8
1.	Bhiwani	78.3	96.4	89.1	90.9
2.	Faridabad	71.4	92.7	87.3	95.3
3.	Hissar	89.7	90.9	90.6	79.7
4.	Jind	88.4	96.3	79.4	86.7
5.	Kaithal	79.4	90.0	85.4	82.8
6.	Kurukshetra	-	100	96.9	94.1
7.	Mohindergarh	95.3	94.1	81.8	94.6
8.	Rewari	-	100	100	100
9.	Jhajjar	92.7	89.3	65.6	78.1
10.	Sirsa	86.0	89.3	82.7	68.5
11.	Sonepat	81.0	100	64.3	91.9
12.	Gurgaon	-	-	83.3	94.7
STATE : RAJASTHAN		83.2	90.9	81.3	86.8
1.	Ajmer	87.2	95.0	85.7	78.3
2.	Alwar	95.0	80.0	100	95.7
3.	Banswara	-	-	66.7	84.0
4.	Baran	76.9	100	72.5	100
5.	Barmer	91.7	90.9	97.8	96.0

(Contd.)

Sl. No.	JNV/District	Class – XII		Class – X	
		1998	1999	1998	1999
6.	Bhilwara	93.9	100	80.6	73.5
7.	Bikaner	–	–	83.8	89.7
8.	Chittorgarh	92.0	97.3	92.1	88.6
9.	Churu	69.2	89.6	56.8	92.0
10.	Dausa	–	–	84.9	100
11.	Dungerpur	62.5	91.3	64.9	51.4
12.	Jaipur	87.5	84.7	85.7	96.1
13.	Jaisalmer	93.3	96.7	58.1	72.5
14.	Jalore	64.3	100	50.1	93.9
15.	Jhalawar	83.3	100	82.2	97.8
16.	Jodhpur	55.3	97.4	89.1	90.2
17.	Nagaur	96.2	77.1	94.5	75.0
18.	Pali	81.8	72.7	100	85.1
19.	Rajasmand	80.0	90.6	80.9	89.5
20.	Sikar	100	79.2	100	95.8
21.	Sirohi	–	–	90.9	90.5
22.	Sriganganagar	100	79.3	64.0	70.0
23.	Tonk	97.4	95.6	81.1	88.2
24.	Sawai Madhopur	–	–	77.1	88.2
REGION : LUCKNOW		79.1	79.6	89.4	85.4
STATE : UTTAR PRADESH		79.1	79.6	89.4	85.4
1.	Agra	100	95.8	100	90.9
2.	Allahabad	69.4	83.3	94.4	66.7
3.	Almora	83.8	82.5	89.3	87.5
4.	Azamgarh	75.9	96.4	88.1	77.3
5.	Bahraich	76.7	87.5	94.7	82.5
6.	Ballia	85.2	64.3	100	83.3
7.	Barabanki	–	–	95.3	92.6
8.	Bareilly	69.4	93.9	72.5	78.0
9.	Basti	73.5	78.6	81.8	80.0
10.	Bijnore	–	–	92.0	96.7
11.	Bulandshehar	91.2	91.8	85.0	97.9

(Contd.)

Sl. No.	JNV/District	Class – XII		Class – X	
		1998	1999	1998	1999
12.	Etah	–	–	92.9	92.6
13.	Faizabad	96.3	94.4	95.8	100
14.	Farrukhabad	85.7	90.7	98.5	100
15.	Ghaziabad	71.8	43.3	75.6	84.1
16.	Ghazipur	–	64.1	98.4	87.8
17.	Gonda	72.7	62.0	82.5	82.4
18.	Gorakhpur	71.4	82.5	87.5	81.4
19.	Hamirpur	–	–	94.3	84.9
20.	Jaunpur	83.9	78.8	96.4	94.4
21.	Jhansi	86.7	77.3	92.5	93.3
22.	Kanpur	80.4	90.5	91.7	89.7
23.	Lalitpur	87.5	90.2	93.0	64.7
24.	Mathura	75.4	72.0	96.0	59.3
25.	Mau	49.2	85.2	92.0	86.2
26.	Meerut	86.2	74.5	98.0	83.3
27.	Mirzapur	96.5	84.2	94.4	84.5
28.	Muzaffarnagar	89.5	56.4	82.0	77.8
29.	Nainital	89.1	91.0	85.7	93.7
30.	Raibareli	77.3	54.1	56.7	60.3
31.	Sitapur	60.7	89.1	54.3	81.3
32.	Sultanpur	93.3	58.9	100	80.0
33.	Tehri Garhwai	81.3	100	100	100
34.	Unnao	69.6	91.7	88.5	96.2
35.	Uttar Kashi	69.0	62.5	62.5	91.4
36.	Bhadohi	63.6	80.6	91.2	97.1
37.	Chamoli	–	–	91.2	93.5
38.	Deoria	–	–	83.6	88.9
39.	Haridwar	–	–	94.4	100
40.	Sidharthanagar	–	–	81.6	83.8
41.	Mainpuri	–	–	91.5	73.1
42.	Etawah	–	–	93.8	95.1
43.	Aligarh	–	–	100	96.8

(Contd)

Sl. No.	JNV/District	Class – XII		Class – X	
		1998	1999	1998	1999
REGION : PATNA		75.0	82.9	90.0	86.6
STATE : BIHAR		75.0	82.9	90.0	86.6
1.	Aurangabad	62.2	80.0	89.7	95.7
2.	Banka	53.1	75.0	98.4	93.9
3.	Begusarai	60.7	92.2	93.9	83.1
4.	Bhojpur	78.1	80.4	80.3	82.4
5.	Darbhanga	58.1	72.2	87.8	97.4
6.	Dumka	59.2	84.1	79.4	87.5
7.	Gaya	55.6	61.1	90.8	76.2
8.	Godda	70.4	70.0	72.2	67.2
9.	Gumla	79.4	86.7	95.5	77.6
10.	Katihar	72.7	–	97.1	97.2
11.	Lohardega	93.0	81.0	81.3	67.6
12.	Madhubani	93.9	94.4	94.2	90.2
13.	Sheikhpura	95.2	68.7	94.0	93.2
14.	Muzaffarpur	87.0	53.3	89.4	95.0
15.	Nalanda	88.9	88.0	95.8	83.6
16.	Nawada	52.8	84.6	80.9	88.7
17.	Palamau	–	–	97.1	94.4
18.	Patna	–	–	92.2	–
19.	Purnia	80.6	77.1	94.3	77.8
20.	Ranchi	87.1	90.4	92.3	81.3
21.	Samastipur	88.8	84.1	95.9	90.5
22.	Saran	–	–	96.8	84.5
23.	Singhbhum	72.7	86.7	95.8	84.8
24.	Siwan	–	–	73.3	–
25.	Saharsa	92.9	94.1	95.5	89.7
26.	Vaishali	71.1	91.0	87.0	81.3
27.	W. Champaran	45.5	93.8	87.7	100
28.	Giridih	–	–	–	89.3
29.	Gopalganj	–	–	–	89.2
30.	Khagaria	–	–	–	91.8
31.	Bhabua	–	–	–	89.7
32.	Sitamarhi	–	–	–	87.3

(Contd.)

Sl. No.	JNV/District	Class – XII		Class – X	
		1998	1999	1998	1999
REGION : PUNE		81.9	90.5	90.0	85.8
STATE : DAMAN & DIU		–	–	86.2	30.2
1.	Diu	–	–	100	18.5
2.	Daman	–	–	75.8	50.0
STATE : D. & N. HAVELI		–	–	41.7	47.8
1.	Sili	–	–	41.7	47.8
STATE : GOA		92.3	92.9	93.8	87.0
1.	South Goa	92.3	92.9	93.8	88.0
2.	North Goa	–	–	93.6	86.2
STATE : MAHARASHTRA		83.7	91.0	91.9	89.8
1.	Amravati	85.9	91.9	86.0	77.4
2.	Ahmednagar	60.0	100	97.3	100
3.	Beed	–	–	92.1	96.3
4.	Bhandara	–	–	89.2	–
5.	Buldana	94.7	100	97.1	100
6.	Chandrapur	81.8	95.0	98.0	95.7
7.	Dhule	–	–	90.9	96.2
8.	Aurangabad	–	–	98.3	100
9.	Gadchiroli	93.1	84.3	88.0	90.2
10.	Jalna	–	–	76.0	86.7
11.	Jalgaon	100	–	97.4	89.7
12.	Latur	85.7	81.8	82.3	77.1
13.	Nagpur	82.1	89.7	98.1	96.1
14.	Nasik	–	–	93.5	69.0
15.	Nanded	–	–	92.3	89.7
16.	Osmanabad	76.5	83.3	93.5	100
17.	Parbhani	–	–	92.9	88.5
18.	Ratnagiri	–	–	97.7	95.2
19.	Sangli	90.5	92.9	96.5	100
20.	Sindhudurg	–	–	97.9	95.8
21.	Thane	–	–	86.8	–
22.	Wardha	59.1	91.7	75.0	90.2

(Contd.)

Sl. No.	JNV/District	Class - XII		Class - X	
		1998	1999	1998	1999
23.	Yavatmal	-	-	92.7	92.6
24.	Kolhapur	-	-	100	100
25.	Akola	-	-	-	62.5
26.	Solapur	-	-	-	100
27.	Raigarh	-	-	-	100
28.	Satara	-	-	-	79.8
STATE : GUJARAT		77.9	89.5	85.4	83.2
1.	Amreli	-	-	100	94.4
2.	Bharuch	78.9	90.0	71.0	72.1
3.	Junagarh	78.1	89.4	83.3	67.6
4.	Jamnagar	-	-	95.2	97.8
5.	Kheda	91.9	100	85.6	71.7
6.	Kutch	86.7	92.9	100	100
7.	Surat	28.6	80.0	71.7	69.0
8.	Rajkot	-	-	87.5	100
9.	Surendernagar	-	-	100	100
10.	Sabarkantha	-	-	73.7	88.2
11.	Mehsana	-	-	-	85.7
12.	Panchmahal	-	-	-	77.8
REGION : SHILLONG		56.6	78.7	65.6	74.7
STATE : ARU. PRADESH		76.8	67.3	70.1	72.0
1.	Dibang Valley	73.3	75.0	77.8	68.3
2.	East Kemang	81.9	66.7	53.6	50.0
3.	Lohit	71.0	59.0	80.3	95.5
4.	Tirap	-	-	63.0	89.3
5.	U. Subansiri	-	-	81.3	66.7
6.	Tawang	-	-	-	44.4
STATE : ASSAM		-	94.4	97.2	88.3
1.	Karimganj	-	94.4	97.2	66.7
2.	Cachar	-	-	-	75.5
3.	Kamrup	-	-	-	100
4.	Nalbari	-	-	-	94.8
5.	Sibsagar	-	-	-	90.5
6.	Sonitpur	-	-	-	94.1

(Contd.)

Sl. No.	JNV/District	Class - XII		Class - X	
		1998	1999	1998	1999
STATE : MANIPUR		43.4	83.2	71.2	80.3
1.	Bishnupur	41.7	-	39.1	71.4
2.	Chandel	-	-	95.3	75.7
3.	Churachandpur	11.1	72.7	38.6	100
4.	Imphal	32.8	81.5	81.2	93.6
5.	Senapati	62.5	89.7	47.2	28.1
6.	Thoubal	47.3	75.0	91.8	96.3
7.	Ukhrul	60.8	100	82.1	100
8.	Tamenglong	-	-	100	100
STATE : MEGHALAYA		68.3	89.0	61.6	62.9
1.	E. Garo Hills	-	84.8	37.5	33.3
2.	Jaintia Hills	56.8	96.0	37.5	66.7
3.	Ri-bhoi	84.6	94.4	82.8	74.2
4.	S. Garo Hills	-	-	70.0	56.0
5.	W. Khasi Hills	-	-	-	52.0
STATE : MIZORAM		-	50.0	34.4	72.2
1.	Aizawl	-	50.0	07.0	72.2
2.	Lunglei	-	-	100	-
STATE : NAGALAND		-	-	61.3	54.0
1.	Wokha	-	-	65.0	93.3
2.	Kohima	-	-	54.5	50.0
3.	Tuensang	-	-	-	38.9
STATE : SIKKIM		50.0	67.3	31.6	52.9
1.	W. Sikkim	50.0	67.3	36.4	60.5
2.	N. Sikkim	-	-	27.1	40.7
STATE : TRIPURA		67.4	75.4	82.9	72.3
1.	S. Tripura	78.6	97.1	78.0	78.2
2.	W. Tripura	50.0	48.1	87.9	66.7

NAVODAYA VIDYALAYA SAMITI
REGION-WISE ANALYSIS
FIRST DIVISIONS
CLASS – X

<i>Region</i>	<i>Appeared</i>		<i>Passed</i>		<i>Pass %age</i>		<i>No. of First Division</i>		<i>%age of First Division</i>	
	<i>1998</i>	<i>1999</i>	<i>1998</i>	<i>1999</i>	<i>1998</i>	<i>1999</i>	<i>1998</i>	<i>1999</i>	<i>1998</i>	<i>1999</i>
Bhopal	2805	2484	2361	2010	84.2	80.9	1083	1055	45.9	52.5
Chandigarh	1659	1376	1335	1075	80.5	78.1	591	472	44.3	43.9
Hyderabad	3336	3463	3079	3138	92.3	90.6	2270	2274	73.7	72.5
Jaipur	1764	1682	1453	1458	82.4	86.7	692	807	47.6	55.3
Lucknow	2308	2247	2064	1918	89.4	85.4	1174	1085	56.9	56.6
Patna	1794	1891	1614	1638	90.0	86.6	1025	1182	63.5	72.2
Pune	1644	1510	1480	1295	90.0	85.8	788	798	53.2	61.6
Shillong	1266	1254	830	937	65.6	74.7	287	412	34.6	44.0
									55.6	60.0

CLASS – XII

<i>Region</i>	<i>Appeared</i>		<i>Passed</i>		<i>Pass %age</i>		<i>No. of First Division</i>		<i>%age of First Division</i>	
	<i>1998</i>	<i>1999</i>	<i>1998</i>	<i>1999</i>	<i>1998</i>	<i>1999</i>	<i>1998</i>	<i>1999</i>	<i>1998</i>	<i>1999</i>
Bhopal	1339	1472	1049	1308	78.3	88.9	578	822	55.1	64.8
Chandigarh	590	753	486	665	82.4	88.3	217	347	44.7	52.2
Hyderabad	2011	2039	1827	1922	90.9	94.3	1402	1531	76.7	79.7
Jaipur	958	1141	807	1029	84.2	90.2	509	688	63.1	66.9
Lucknow	1299	1397	1027	1112	79.1	79.6	645	643	62.8	57.8
Patna	969	1024	727	849	75.0	82.9	406	507	55.8	59.7
Pune	432	388	354	351	81.9	90.5	263	240	74.3	68.4
Shillong	424	553	240	435	56.6	78.7	63	182	26.3	41.8
									62.7	64.7

NAVODAYA VIDYALAYA SAMITI
CATEGORISATION OF JNVs BASED ON PASS PERCENTAGES

CLASS – XII

Pass %	No. of JNVs	
	1998	1999
90 & above	73	122
75 – 89	86	78
50 – 74	53	27
Less than 50%	10	04
	222	231

CLASS – X

Pass %	No. of JNVs	
	1998	1999
90 & above	153	145
75 – 89	110	125
50 – 74	42	57
Less than 50%	13	11
	318	338

SUBJECT-WISE PASS PERCENTAGE – 1999

CLASS – X

Subject	Bhopal	Chd.	Hyd.	Jaipur	Lucknow	Patna	Pune	Shillong	Total
English 'A'	–	–	–	–	–	–	–	90.2	90.2
English 'B'	94.0	94.3	99.4	94.1	94.9	96.7	97.1	–	96.1
Hindi 'A'	99.5	99.7	100.0	99.7	99.8	99.5	100.0	–	99.6
Hindi 'B'	–	100.0	94.1	–	–	–	100.0	93.2	93.9
Maths	83.5	80.2	92.8	89.8	88.4	87.9	86.2	82.1	87.3
Science	96.3	94.0	98.7	97.6	98.0	97.0	97.6	94.2	97.0
Social Science	97.5	93.5	95.6	98.7	99.1	98.9	97.6	89.4	96.6
Music Hindi Vocal	–	–	–	–	–	100.0	–	100.0	100.0
Painting	–	–	–	–	–	–	–	100.0	100.0
Kannada	–	–	100.0	–	–	–	–	–	100.0
Punjabi	–	–	–	–	–	–	100.0	99.8	99.8
Bengali	–	–	–	–	–	–	–	86.0	86.0
Tamil	–	–	100.0	–	–	–	–	–	100.0
Telugu	–	–	99.8	–	–	–	100.0	–	99.8
Marathi	–	–	–	–	–	–	98.6	–	98.6
Malayalam	–	–	100.0	–	–	–	–	–	100.0
Oriya	100.0	–	–	–	–	–	–	–	100.0
Urdu	–	97.4	–	–	–	–	–	–	97.4

SUBJECT-WISE PASS PERCENTAGE – 1999

CLASS – XII

<i>Subject</i>	<i>Bhopal</i>	<i>Chd.</i>	<i>Hyd.</i>	<i>Jaipur</i>	<i>Lucknow</i>	<i>Patna</i>	<i>Pune</i>	<i>Shillong</i>	<i>Total</i>
English Core	96.6	99.1	99.1	96.1	95.6	97.2	97.4	99.1	97.4
Hindi Core	100.0	100.0	99.4	100.0	100.0	99.9	100.0	99.3	99.9
Hindi Elective	100.0	–	100.0	100.0	99.3	100.0	88.9	100.0	99.8
Physics	94.1	94.5	98.4	94.2	87.9	89.0	96.6	85.9	93.3
Biology	96.7	92.3	99.7	96.5	92.3	92.3	97.4	94.8	96.2
Chemistry	93.6	92.6	97.4	93.6	86.4	90.9	94.5	93.6	93.1
Maths	97.1	97.5	97.3	98.5	93.7	95.8	96.0	89.0	96.1
Geography	100.0	100.0	99.3	100.0	100.0	100.0	100.0	94.7	99.4
History	98.2	96.0	100.0	100.0	99.5	99.5	99.2	92.3	98.4
Economics	96.1	99.1	96.5	99.2	97.1	99.0	93.3	87.1	96.8
Business Study	99.4	94.8	100.0	100.0	97.5	95.4	100.0	100.0	97.9
Accountancy	97.5	95.3	100.0	93.9	86.6	91.9	100.0	85.3	94.4
Sect. Practice	100.0	–	–	–	–	–	–	–	100.0
Typing English	100.0	–	100.0	–	–	–	100.0	–	100.0
Steno. English	100.0	–	100.0	–	–	–	100.0	–	100.0
Office Practice & Sect.	100.0	–	100.0	–	–	–	100.0	–	100.0
Typing Hindi	100.0	–	–	–	–	–	–	–	100.0
Steno. Hindi	100.0	–	–	–	–	–	–	–	100.0
Food Prep.	100.0	–	–	–	–	–	–	–	100.0
Accom.	100.0	–	–	–	–	–	–	–	100.0
Food & Bev. Service	100.0	–	–	–	–	–	–	–	100.0
Bakery Science	100.0	–	–	–	–	–	–	–	100.0
Music Hindi Vocal	–	–	–	–	–	100.0	–	–	100.0
Phy. Edu.	–	–	–	100.0	–	94.7	–	100.0	98.7
Painting	–	–	–	–	–	100.0	–	–	100.0
Urdu Elective	–	100.0	–	–	–	–	–	–	100.0
Tamil Elective	–	–	100.0	–	–	–	–	–	100.0
Oriya Elective	100.0	–	–	–	–	–	–	–	100.0
Kannada Elective	–	–	100.0	–	–	–	–	–	100.0
Urdu Core	–	100.0	–	–	–	–	–	–	100.0
Kannada Core	–	–	100.0	–	–	–	–	–	100.0

**ALL INDIA SECONDARY SCHOOL CERTIFICATE
EXAMINATION – 1999
CLASS – X (QUALITATIVE ANALYSIS)**

CBSE EXAMINATION – 1999

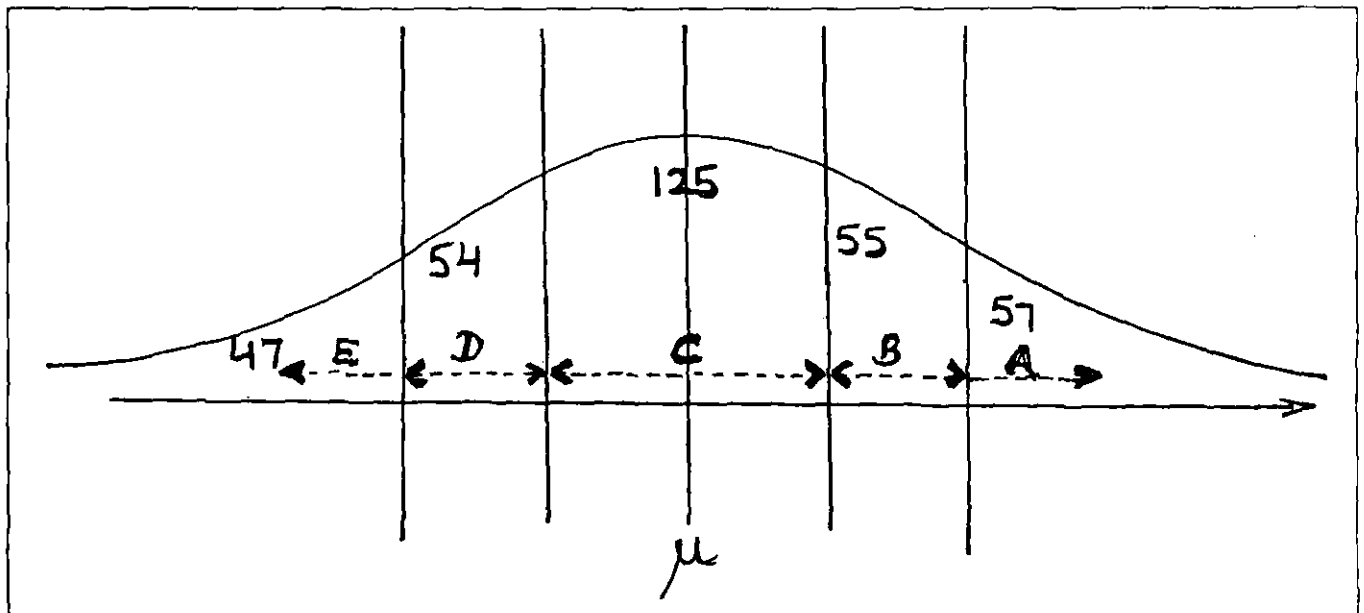
QUALITATIVE ANALYSIS OF RESULTS OF CLASS – X

Sl.No.	Region	Appeared	Passed	Pass %	Perf. Index
1.	Bhopal	2484	2010	80.9	56.98
2.	Chandigarh	1376	1075	78.1	54.0
3.	Hyderabad	3463	3138	90.6	64.85
4.	Jaipur	1682	1458	86.7	58.78
5.	Lucknow	2247	1918	85.4	59.43
6.	Patna	1891	1638	86.6	63.70
7.	Pune	1510	1295	85.8	59.93
8.	Shillong	1254	937	74.7	52.39
NVS		15907	13469	84.7	59.69

Distribution of JNVs based on Perf. Index.

(μ) Perf. Index (NVS) = 58.89 (σ) Standard Deviation = 7.65

Total No. of JNVs = 338



A – Excellent, B – V. Good, C – Good, D – Average, E – Below Average.

CLASS – X

Sl.No.	Region	A	B	C	D	E	Total
1.	Bhopal	06	03	26	13	09	57
2.	Chandigarh	03	01	11	07	12	34
3.	Hyderabad	25	18	11	04	02	60
4.	Jaipur	04	04	21	07	02	38
5.	Lucknow	04	04	27	07	01	43
6.	Patna	06	15	07	01	01	30
7.	Pune	08	07	16	07	05	43
8.	Shillong	01	03	06	08	15	33
NVS		57	55	125	54	47	338

LIST OF JNVs CATEGORY-WISE

JNV	Appeared	Passed	JNV	Appeared	Passed
CATEGORY 'A'			Karimnagar	62	62
Balaghat (Bhopal)	26	26	Chitradurga	58	58
Sundergarh	27	26	Belgaum	70	63
Koraput	27	26	North Canara	51	51
Cuttack	54	52	Chickmanglur	46	42
Mayurbhanj	36	36	Cannanore	74	73
Kalahandi	35	32	Kasargod	63	60
Hamirpur (Chd.)	63	63	Kollam	64	59
Gurdaspur	26	26	Mandya	70	69
Kangra	65	63	Bellary	58	54
Kottayam (Hyd.)	76	75	Mallapuram	63	62
Vizianagaram	52	52	Idukki	71	70
Shimoga	66	66	Pathnamthitta	64	58
Alleppey	70	69	Nellore	53	49
S. Canara	52	49	Mahe	19	17
Ernakulam	72	70	Prakasam	48	45
Warangal	68	60	Palghat	75	67
Kolar	56	52	Rewari (Jaipur)	29	29

(Contd.)

<i>JNV</i>	<i>Appeared</i>	<i>Passed</i>	<i>JNV</i>	<i>Appeared</i>	<i>Passed</i>
Dausa	29	29	Hassan	60	54
S. Madhopur	17	15	Krishna	58	53
Jaipur	51	49	Nizamabad	48	45
Bhadohi (Luck.)	35	34	Srikakulam	50	44
Farrukhabad	60	60	Dharwad	61	58
Jaunpur	54	51	Vishakhapatnam	75	67
Tehri Garhwal	22	22	Mysore	55	44
Darbhanga (Patna)	39	38	Kalapet	40	35
W. Champaran	70	70	Chittoor	61	54
Banka	66	62	Calicut	68	67
Gopalganj	65	58	Kurnool	66	61
Katihar	71	69	Car Nicobar	42	41
Muzaffarpur	60	57	Kurukshetra (Jaipur)	34	32
Kolhapur (Pune)	49	49	Pali	47	40
Sangli	27	27	Sikar	48	46
Sindhudurg	24	23	Jhalawar	45	44
Chandrapur	47	45	Etawah (Luck.)	41	39
Beed	27	26	Haridwar	33	33
Ahmednagar	15	15	Faizabad	57	57
Raigad	19	19	Bijnore	30	29
Jalgaon	39	35	Giridih (Patna)	75	67
Nalbari (Shillong)	58	55	Palamau	36	34
CATEGORY 'B'			Purnea	63	49
Khargone (Bhopal)	58	55	Vaishali	32	26
Dhenkenal	41	39	Madhubani	61	55
Raigarh	58	56	Sitamarhi	71	62
Una (Chd.)	35	32	Aurangabad	46	44
Bijapur (Hyd.)	63	58	Kaimur	58	52
Trichur	74	70	Nawada	71	63
Mehboobnagar	77	75	Munger	59	55
Raichur	63	57	Samastipur	63	57
Medak	71	66	Saran	58	49
Cuddapah	49	44	Begusarai	71	59

(Contd.)

<i>JNV</i>	<i>Appeared</i>	<i>Passed</i>	<i>JNV</i>	<i>Appeared</i>	<i>Passed</i>
Nalanda	73	61	Sidhi	35	31
Gumla	76	59	Shajapur	22	20
Aurangabad (Pune)	29	29	Datia	43	34
Sholapur	51	51	Satna	20	16
Tuljapur	41	41	Rajgarh	33	26
Buldana	38	38	Damoh	66	44
Satara	64	51	Kathua (Chd.)	55	52
Nagpur	51	49	Shimla	57	47
Ratnagiri	21	20	Sirmour	62	52
Imphal (Shillong)	31	29	Anantnag	42	33
Kamrup	49	49	Nawanshahar (Hoshiarpur)	52	42
Sonitpur	51	48	Udhampur	22	20
CATEGORY 'C'			Pulwama	26	22
Sarguja (Bhopal)	29	26	Chandigarh	32	26
Bilaspur	68	62	Badgaum	16	14
Mandla	34	33	Rajouri	09	07
Bhopal	35	31	Ropar	43	35
Raipur	67	61	E. Godawari (Hyd.)	65	61
Betul	36	32	W. Godawari	57	52
Tikamgarh	35	32	Kodagu	56	49
Mandsaur	56	45	Khammam	51	47
Sagar	56	51	Nalgonda	47	41
Bolangir	61	50	Ananthapur	62	50
Durg	59	48	Tumkur	58	52
Balasore	47	38	Rangareddy	72	59
Ratlam	43	38	Guntur	52	41
Shivpuri	51	42	Gulbarga	53	40
Chindwara	27	21	Adilabad	52	42
Khandwa	25	21	Barmer (Jaipur)	50	48
Sambalpur	61	48	Mohindergarh	56	53
Ujjain	29	28	Rajasamand	38	34
Ganjam	32	28	Jaffarpur Kaian	59	54
Shahdole	62	47	Chittorgarh	44	39

(Contd.)

<i>JNV</i>	<i>Appeared</i>	<i>Passed</i>	<i>JNV</i>	<i>Appeared</i>	<i>Passed</i>
Jodhpur	51	46	Sidharthanagar	37	31
Faridabad	64	61	Deoria	27	24
Gurgaon	19	18	Sultanpur	65	52
Banswara	25	21	Mainpuri	52	38
Bhiwani	55	50	Unnao	52	50
Kaithal	58	48	Gorakhpur	59	48
Baran	41	41	Chamoli	46	43
Jalore	49	46	Agra	55	50
Bikaner	29	26	Allahabad	60	40
Churu	25	23	Lalitpur	51	33
Sirohi	21	19	Khagria (Patna)	73	67
Jind	60	52	Ranchi	75	61
Ajmer	46	36	Singhbhum	66	56
Alwar	47	45	Saharsa	68	61
Sriganganagar	40	28	Dumka	56	49
Jaisalmer	40	29	Gaya	63	48
Aligarh (Luck.)	63	61	Bhojpur	74	61
Gonda	51	42	Jamnagar (Pune)	46	45
Ghazipur	66	58	Surendernagar	18	18
Ballia	66	55	Jalna	60	52
Bahraich	57	47	Parbhani	52	46
Meerut	60	50	Latur	48	37
Basti	60	48	S. Goa	25	22
Barabanki	54	50	Nanded	39	35
Nainital	63	59	N. Goa	29	25
Mau	65	56	Nasik	29	20
Kanpur	58	52	Gadchiroli	51	46
Mirzapur	71	60	Wardha	51	46
Bulandshehar	47	46	Amreli	36	34
Etah	27	25	Yavatmal	27	25
Almora	32	28	Amrawati	53	41
Hamirpur	53	45	Dhule	26	25
Sitapur	64	52	Kutch	22	22

(Contd.)

<i>JNV</i>	<i>Appeared</i>	<i>Passed</i>	<i>JNV</i>	<i>Appeared</i>	<i>Passed</i>
Tamenglong (Shillong)	36	36	Hissar	59	47
Lohit	44	42	Sonepat	37	34
Thoubal	54	52	Rohtak	64	50
Churachandpur	15	15	Nagaur	56	42
Ukhrul	66	66	Bhilwara	49	36
Sibsagar	42	38	Azamgarh (Luck.)	75	58
CATEGORY 'D'			Ghaziabad	63	53
Rewa (Bhopal)	30	22	Jhansi	60	56
Phulbani	63	49	Bareilly	50	39
Dewas	56	42	Uttarkashi	35	32
Gwalior	28	24	Raibareli	58	35
Panna	36	27	Muzaffarnagar	54	42
Keonjhar	54	40	Godda (Patna)	61	41
Jabalpur	49	36	Mehsana (Pune)	14	12
Rajnandgaon	63	44	Rajkot	20	20
Morena	64	50	Sabarkantha	17	15
Hoshangabad	59	47	Kheda	46	33
Chhattarpur	41	31	Akola	48	30
Seoni	43	36	Panchmahal	27	21
Indore	54	40	Junagarh	34	23
Baramulla (Chd.)	30	27	S. Tripura (Shillong)	55	43
Kinnaur	34	22	Tirap	28	25
Chamba	60	58	Karimganj	33	22
Kapurthala	51	42	Cachar	49	37
Doda	21	19	Dibang Valley	41	28
Fatehgarhsaheb	40	33	Wokha	15	14
Muktasar	53	40	Upper Subansiri	18	12
Bangalore (Hyd.)	60	46	RI-Bhoi	62	46
Bidar	67	42	CATEGORY 'E'		
Karaikal	30	20	Jhabua (Bhopal)	23	17
S. Andaman	20	18	Vidisha	28	17
Mungeshpur (Jaipur)	58	47	Guna	39	26
Tonk	51	45	Narsinghpur	40	28

(Contd.)

<i>JNV</i>	<i>Appeared</i>	<i>Passed</i>
Raisen	29	20
Bastar	53	29
Dhar	45	25
Sehore	40	28
Bhind	53	31
Bhatinda (Chd.)	57	52
Ferozpur	57	34
Sangrur	53	40
Poonch	28	17
Amritsar	46	22
Kupwara	26	21
Jammu	34	21
Mandi	61	36
Patiala	50	25
Srinagar	27	19
Kargil	17	06
Leh	26	07
Minicoy (Hyd.)	13	06
Yanam	46	27
Sirsa (Jaipur)	54	37
Dungarpur	37	19
Mathura (Luck.)	59	35

<i>JNV</i>	<i>Appeared</i>	<i>Passed</i>
Lohardega (Patna)	71	48
Surat (Pune)	42	29
Bharuch	42	31
Daman	16	08
Silli	23	11
Diu	27	05
Tawang (Shillong)	09	04
Chandel	37	28
W. Sikkim	43	26
W. Tripura	57	38
West Khasi Hills	25	13
Jaintia Hills	51	34
Bishnupur	49	35
S. Garo Hills	25	14
East Kemonng	46	23
Aizawl	18	13
Kohima	12	06
N. Sikkim	27	11
Senapati	57	16
Tuensang	36	14
East Garo Hills	15	05

**ALL INDIA SECONDARY SCHOOL CERTIFICATE
EXAMINATION – 1999
CLASS – X (SUBJECT-WISE ANALYSIS)**

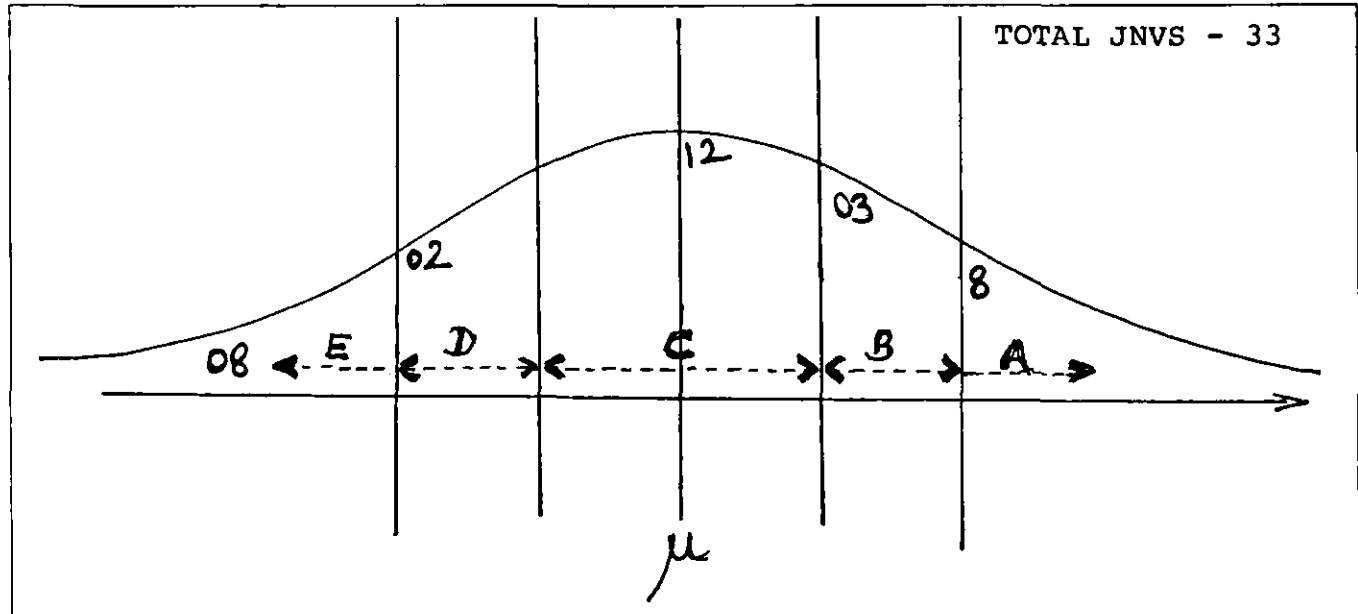
**SUBJECT-WISE QUALITATIVE ANALYSIS
CBSE PUBLIC EXAMINATIONS – 1999**

Class – X

SUBJECT : ENGLISH 'A'

MEAN PERFORMANCE INDEX : 51.21

STANDARD DEVIATION : 9.02



Category	JNV	No. Appeared	Pass %	Perf. Index
'A'	Ukhrul	66	100.0	64.71
	Tirap	28	96.43	63.89
	Imphal	31	100.0	62.81
	Churachandpur	15	100.0	62.67
	Wokha	15	100.0	62.40
	Sonitpur	51	100.0	62.08
	Nalbari	58	92.28	62.05
	Kamrup	49	100.0	61.59
'B'	Tamenglong	36	100.0	59.33
	Lohit	44	97.73	58.61
	Upper Subansiri	18	100.0	57.72

<i>Category</i>	<i>JNV</i>	<i>No. Appeared</i>	<i>Pass %</i>	<i>Perf. Index</i>
'C'	Total number of JNVs = 12			
'D'	Tuensang	36	69.44	46.39
	Karimganj	33	93.94	45.61
'E'	Chandel	37	81.08	40.32
	Aizawl	18	100.0	41.67
	East Kemonj	46	76.09	39.43
	Williamnagar	15	66.67	39.27
	N. Sikkim	27	62.96	38.11
	S. Garo Hills	25	72.0	37.16
	Bishnupur	49	73.47	36.76
	Senapati	57	66.67	35.56

SUBJECT-WISE QUALITATIVE ANALYSIS

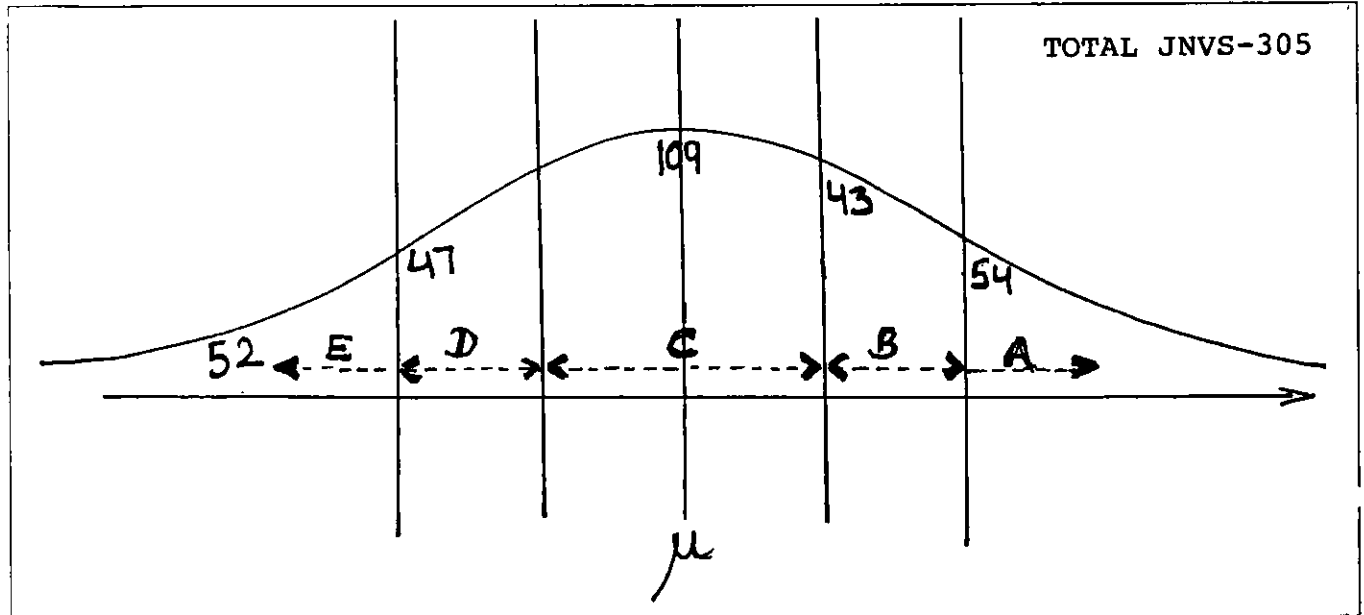
CBSE PUBLIC EXAMINATIONS – 1999

Class – X

SUBJECT : ENGLISH 'B'

MEAN PERFORMANCE INDEX : 56.17

STANDARD DEVIATION : 8.88



Category	JNV	No. Appeared	Pass %	Perf. Index
'A'	Kalahandi	35	100.0	65.42
	Sundergarh	27	100.0	65.96
	Bhopal	35	100.0	65.31
	Gurdaspur	26	100.0	74.31
	S. Canara	52	100.0	77.63
	Kottayam	76	100.0	75.78
	Shimoga	66	100.0	75.53
	Mahe	19	100.0	72.21
	Chitradurga	58	100.0	71.84
	Raichur	63	100.0	71.70
	Kodagu	56	100.0	70.88
	Kalapet	40	100.0	70.60
	Karimganj	62	100.0	70.35
	Bellary	58	100.0	70.24
	Alleppey	70	100.0	70.23

Category	JNV	No. Appeared	Pass %	Perf. Index
'A'	Chickmanglur	46	100.0	69.67
	Kasargod	63	100.0	69.40
	Kolar	56	98.21	69.38
	Mallapuram	63	100.0	68.94
	Ernakulam	72	100.0	68.88
	Chittoor	61	98.36	68.84
	Cannanore	74	100.0	68.65
	North Canara	51	100.0	68.49
	Belgaum	70	100.0	68.04
	Vishakhapatnam	75	100.0	68.04
	Mandya	70	100.0	67.44
	Minicoy	13	100.0	67.08
	Bijapur	63	96.83	66.14
	Warangal	68	100.0	65.88
	Mysore	55	100.0	65.38
	Andaman	42	100.0	65.19
	Meerut	60	100.0	67.85
	Tehri Garhwal	22	100.0	67.55
	Farrukhabad	60	100.0	66.18
	Katihar	71	100.0	72.86
	Darbhanga	39	100.0	69.0
	Giridih	75	100.0	68.43
	Muzaffarpur	60	100.0	67.52
	Gopalganj	65	100.0	67.34
	W. Champaran	70	100.0	67.09
	Munger	59	98.31	66.53
	Purnea	63	98.41	66.38
	Madhubani	61	100.0	66.05
	Bhabua	58	98.21	65.34
	Chandrapur	47	100.0	72.06
	S. Goa	25	100.0	70.04
	Kolhapur	49	100.0	69.47
	Sindhudurg	24	100.0	68.92
	Jalgaon	39	100.0	68.87

<i>Category</i>	<i>JNV</i>	<i>No. Appeared</i>	<i>Pass %</i>	<i>Perf. Index</i>
'A'	Raigarh	19	100.0	66.84
	North Goa	29	100.0	66.62
	Beed	27	100.0	66.56
	Sabarkantha	17	100.0	66.24
	Sangli	27	100.0	65.81
'B'	Shivpuri	51	100.0	64.59
	Koraput	27	100.0	63.30
	Mayurbhanj	36	100.0	63.22
	Raipur	67	100.0	61.55
	Mandsaur	56	100.0	61.52
	Dhenkenal	49	97.56	61.44
	Betul	36	100.0	61.22
	Bilaspur	68	100.0	60.68
	Kangra	65	100.0	64.52
	Udhampur	22	100.0	64.09
	Hamirpur	63	100.0	61.05
	Palghat	75	100.0	65.11
	Dharwad	61	98.36	65.0
	Nizamabad	48	100.0	64.92
	Idukki	71	100.0	64.89
	Pathnamthitta	64	100.0	64.55
	Kollam	64	100.0	64.25
	W. Godawari	57	100.0	64.19
	Cuddapah	49	100.0	64.18
	Rangareddy	72	100.0	63.88
	Hassan	60	98.33	63.48
	Mahboobnagar	77	100.0	63.45
	Tumkur	58	100.0	63.16
	Trichur	74	100.0	62.16
	Kurnool	66	98.48	62.05
Prakasam	48	100.0	61.02	
Nellore	53	100.0	61.0	
Srikakulam	50	98.0	60.88	
Kurukshetra	34	100.0	64.50	

<i>Category</i>	<i>JNV</i>	<i>No. Appeared</i>	<i>Pass %</i>	<i>Perf. Index</i>
'B'	Rewari	29	100.0	64.28
	Faridabad	64	98.44	60.72
	Ballia	66	98.48	63.70
	Chamoli	46	100.0	63.60
	Bhadohi	35	100.0	62.23
	Jaunpur	54	100.0	61.54
	Faizabad	57	100.0	61.35
	Sitamarhi	71	97.18	63.80
	Begusarai	71	95.77	62.45
	Banka	66	98.48	62.23
	Nawada	71	98.59	61.90
	Ahmednagar	15	100.0	64.80
	Wardha	51	100.0	63.53
	Ratnagiri	21	100.0	62.38
'C'	Total number of JNVs = 109			
'D'	Guna	39	94.87	51.62
	Gwalior	28	92.86	50.93
	Rewa	30	83.33	50.93
	Chhindwara	27	92.59	50.52
	Chhattarpur	41	97.56	50.44
	Damoh	66	90.91	49.71
	Satna	20	95.0	49.20
	Durg	59	98.31	49.10
	Shajapur	22	95.45	49.05
	Jhabua	23	95.65	48.70
	Rajgarh	33	100.0	48.21
	Doda	21	95.24	51.62
	Jammu	34	97.06	50.47
	Sangrur	53	92.45	50.21
	Badgaum	16	93.75	48.63
	Srinagar	27	92.59	47.81
	Faridkot	53	84.91	47.77
	Amritsar	46	89.13	47.76
S. Andaman	20	100.0	51.70	

<i>Category</i>	<i>JNV</i>	<i>No. Appeared</i>	<i>Pass %</i>	<i>Perf. Index</i>	
'D'	Bangalore	60	96.67	51.60	
	Adilabad	52	98.08	50.75	
	Bikaner	29	100.0	51.69	
	Rajasamand	38	92.11	51.61	
	Gurgaon	19	94.74	51.42	
	Alwar	47	100.0	51.40	
	Sikar	48	95.83	51.35	
	Sirsa	54	88.89	49.20	
	Barmer	50	98.0	48.06	
	Aligarh	63	98.41	50.51	
	Lalitpur	51	94.12	50.27	
	Etah	27	96.30	50.26	
	Sitapur	64	95.31	49.94	
	Jhansi	60	98.33	49.10	
	Ghaziabad	63	95.24	48.87	
	Azamgarh	75	93.33	47.69	
	Unnao	52	100.0	47.54	
	Almora	32	96.88	47.31	
	Khagaria	73	93.15	51.23	
	Nalanda	73	87.67	50.89	
	Lohardega	71	92.96	49.48	
	Godda	61	88.52	48.89	
	Gadchiroli	51	98.04	51.67	
	Yavatmal	27	100.0	50.96	
	Kutch	22	100.0	48.55	
	Dhule	26	96.15	48.42	
	Rajkot	20	100.0	48.35	
	Panchmahal	27	88.89	47.74	
	'E'	Datia	43	100.0	46.58
		Sehore	40	92.50	46.47
		Ganjam	32	93.75	45.84
Ratlam		43	95.35	45.33	
Balasore		47	91.49	45.21	
Sambalpur		61	85.25	44.39	

<i>Category</i>	<i>JNV</i>	<i>No. Appeared</i>	<i>Pass %</i>	<i>Perf. Index</i>
'E'	Bolangir	61	83.61	42.26
	Seoni	43	88.37	42.23
	Dhar	45	88.89	41.71
	Morena	64	85.94	41.67
	Keonjhar	54	75.93	41.50
	Bastar	53	83.02	41.06
	Raisen	29	86.21	40.72
	Panna	36	83.33	40.61
	Indore	54	88.89	40.46
	Hoshangabad	59	91.53	39.97
	Bhind	53	81.13	39.02
	Narsingpur	40	72.50	36.25
	Bhatinda	57	98.25	44.95
	Ferozepur	57	89.47	43.82
	Patiala	50	80.0	42.56
	Chamba	60	96.67	42.07
	Kargil	17	82.35	41.12
	Leh	26	80.77	40.31
	Mandi	61	80.33	38.72
	Yanam	46	89.13	44.98
	Hissar	59	88.14	46.41
	Jind	60	93.33	45.38
	Banswara	25	92.0	44.44
	Sirohi	21	95.24	43.86
	Jhajjar	64	89.06	43.75
	Jaisalmer	40	82.50	43.05
	Sonepat	37	91.81	41.11
	Ajmer	46	80.43	38.61
	Nagaur	56	80.36	38.43
	Bhilwara	49	81.63	37.51
	Dungarpur	37	67.57	31.0
	Mau	65	87.67	47.0
	Bahraich	57	84.21	46.93
Muzaffarnagar	54	94.44	46.74	

<i>Category</i>	<i>JNV</i>	<i>No. Appeared</i>	<i>Pass %</i>	<i>Perf. Index</i>
'E'	Ghazipur	66	89.39	46.32
	Basti	60	90.0	45.98
	Gorakhpur	59	89.83	45.88
	Bareilly	50	92.0	45.32
	Sidharthanagar	38	84.21	44.05
	Uttarkashi	35	91.43	42.20
	Mathura	59	64.41	37.17
	Surat	42	92.86	45.57
	Junagarh	34	88.24	44.74
	Bharuch	42	85.71	43.69
	Silli	23	73.91	40.09
	Diu	27	62.96	34.52

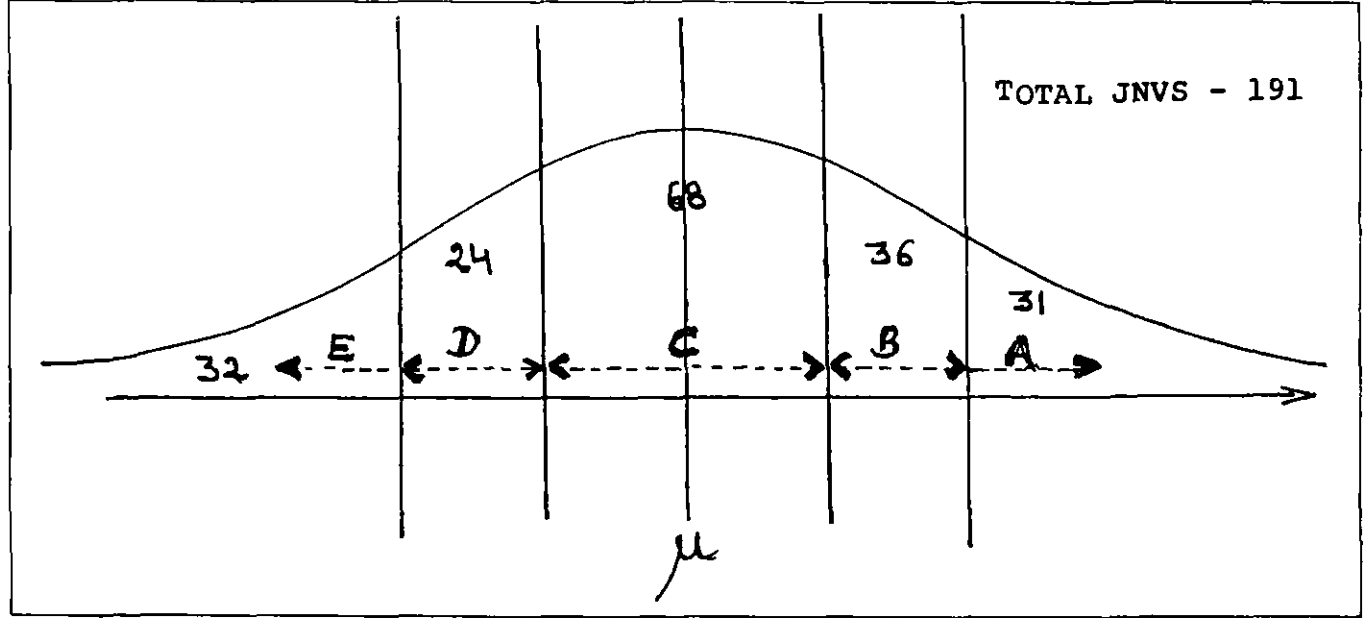
SUBJECT-WISE QUALITATIVE ANALYSIS
CBSE PUBLIC EXAMINATIONS – 1999

Class – X

SUBJECT : HINDI 'A'

MEAN PERFORMANCE INDEX : 67.53

STANDARD DEVIATION : 6.67



Category	JNV	No. Appeared	Pass %	Perf. Index
'A'	Nawanshahar	07	100.0	78.0
	Patiala	01	100.0	78.0
	Kangra	65	100.0	76.62
	Hamirpur	63	100.0	75.52
	Cannanore	01	100.0	80.0
	Mandya	01	100.0	78.0
	Mahe	13	100.0	76.23
	Kurukshetra	34	100.0	76.59
	Rewari	29	100.0	76.55
	S. Madhopur	17	100.0	76.12
	Dausa	30	96.67	75.57
	Bijnore	30	100.0	77.50
	Mau	65	100.0	76.25
	Bahraich	57	100.0	76.21
	Basti	60	100.0	76.12

<i>Category</i>	<i>JNV</i>	<i>No. Appeared</i>	<i>Pass %</i>	<i>Perf. Index</i>
'A'	Bhadohi	35	100.0	75.71
	Faizabad	57	100.0	74.58
	Deoria	27	100.0	74.37
	Etawah	41	100.0	74.29
	Ghazipur	66	100.0	74.24
	Banka	66	100.0	77.12
	Saran	59	100.0	76.63
	Palamu	36	100.0	76.47
	Giridih	75	100.0	75.64
	Gopalganj	65	100.0	75.34
	Vaishali	32	100.0	74.69
	Gumla	76	100.0	74.43
	Gaya	63	100.0	74.33
	Jalgaon	01	100.0	82.0
	S. Goa	01	100.0	75.0
'B'	Sarguja	29	100.0	73.14
	Chhindwara	27	100.0	72.44
	Sagar	56	100.0	72.02
	Rewa	30	100.0	71.13
	Ujjain	29	100.0	71.03
	Chandigarh	27	100.0	71.70
	Kaithal	58	100.0	73.91
	Gurgaon	19	100.0	73.68
	Ajmer	46	100.0	73.57
	Jaipur	51	100.0	72.88
	Sikar	48	100.0	72.83
	Banswara	25	100.0	72.24
	Jind	60	100.0	71.92
	Chittorgarh	44	100.0	71.64
	Bhiwani	55	100.0	71.0
	Haridwar	33	100.0	73.97
	Hamirpur	53	100.0	73.70
	Aligarh	63	100.0	73.60
Tehri Garhwal	22	100.0	73.45	

<i>Category</i>	<i>JNV</i>	<i>No. Appeared</i>	<i>Pass %</i>	<i>Perf. Index</i>
'B'	Unnao	52	100.0	72.77
	Sidharthanagar	38	100.0	72.16
	Jaunpur	54	100.0	71.46
	Gonda	51	100.0	71.0
	Sitapur	64	100.0	71.0
	Darbhanga	39	100.0	73.90
	Madhubani	61	100.0	73.33
	Purnea	61	100.0	72.85
	Khagaria	72	100.0	72.38
	Nalanda	73	97.26	71.32
	Katihar	71	100.0	71.17
	Aurangabad	46	100.0	70.96
	Dumka	56	100.0	70.91
	Osmanabad	01	100.0	73.0
	Amrawati	05	100.0	72.0
	Silli	08	100.0	71.63
	Nagpur	02	100.0	71.0
'C'	Total number of JNVs = 68			
'D'	Dhenkenal	01	100.0	64.0
	Bastar	53	100.0	63.53
	Bhopal	35	100.0	62.80
	Raisen	29	100.0	62.45
	Jhabua	23	100.0	62.30
	Rajnandgaon	63	98.41	62.21
	Betul	36	100.0	61.08
	Bilaspur	68	100.0	60.94
	Kinnaur	34	100.0	63.50
	Rajouri	09	100.0	61.89
	S. Andaman	20	100.0	62.50
	Andaman	42	100.0	62.36
	Nagaur	56	98.21	63.54
	Faridabad	64	100.0	63.48
	Jodhpur	51	100.0	63.33
Sriganganagar	40	100.0	62.03	

<i>Category</i>	<i>JNV</i>	<i>No. Appeared</i>	<i>Pass %</i>	<i>Perf. Index</i>
'D'	Jalore	49	100.0	61.82
	Jaisalmer	40	97.50	61.67
	Alwar	47	100.0	60.94
	Mirzapur	72	100.0	63.92
	Kanpur	58	98.28	61.38
	Gorakhpur	59	96.61	61.14
	Bhojpur	74	98.65	61.66
	Godda	60	98.33	61.50
'E'	Jabalpur	49	100.0	60.80
	Indore	54	100.0	60.70
	Tikamgarh	35	100.0	60.63
	Balaghat	26	90.21	41.04
	Shivpuri	51	100.0	60.55
	Narsinghpur	40	97.50	60.42
	Shahdole	62	100.0	59.71
	Guna	39	100.0	59.69
	Shajapur	22	100.0	59.64
	Raigarh	58	100.0	59.59
	Seoni	43	97.67	58.58
	Chhattapur	41	100.0	57.61
	Mandsaur	56	100.0	57.29
	Dewas	56	98.21	57.23
	Morena	64	98.44	56.02
	Rajgarh	33	100.0	55.76
	Dhar	45	100.0	55.64
	Sehore	40	95.0	55.33
	Bhind	53	96.23	54.11
	Jammu	34	100.0	59.12
	Doda	21	95.24	58.24
	Mandi	61	98.36	56.15
	Anantnag	03	100.0	36.33
	Adilabad	01	100.0	53.0
Dungarpur	37	97.30	59.51	
Tonk	51	100.0	57.82	

<i>Category</i>	<i>JNV</i>	<i>No. Appeared</i>	<i>Pass %</i>	<i>Perf. Index</i>
'E'	Sirsa	54	98.15	57.65
	Baran	41	100.0	57.15
	Uttarkashi	35	100.0	56.57
	Jhansi	60	100.0	51.33
	Lohardega	71	100.0	57.70
	Saharsa	67	97.01	57.49

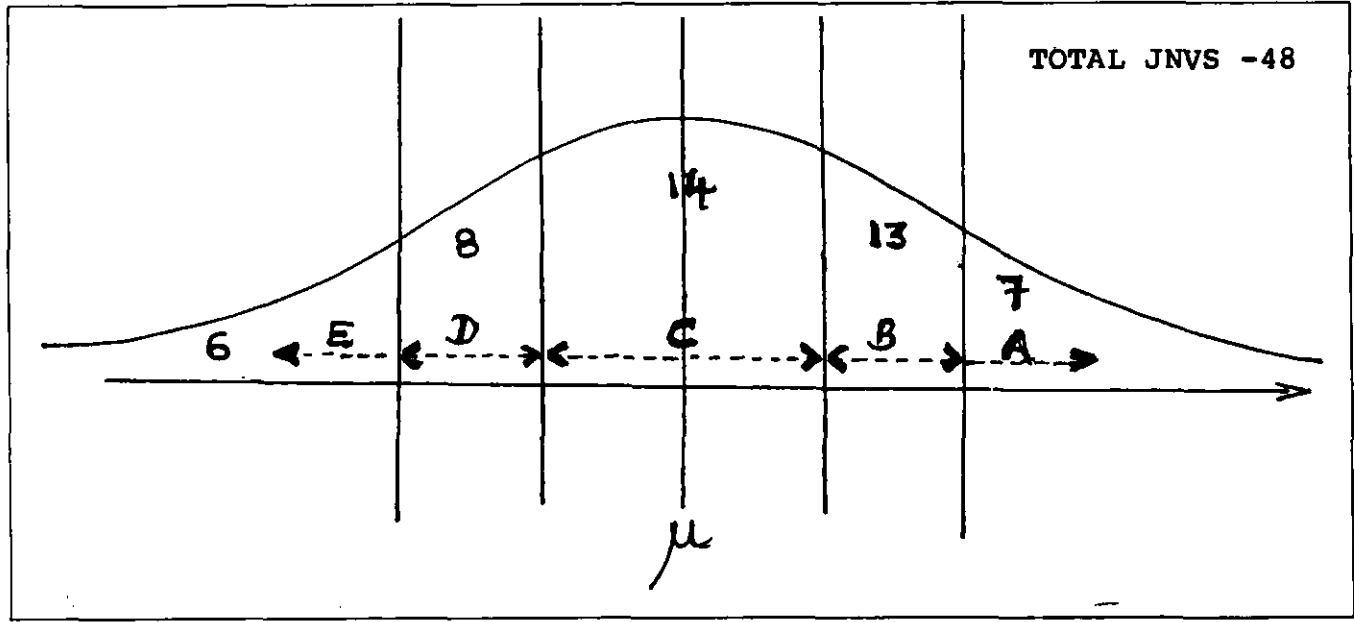
**SUBJECT-WISE QUALITATIVE ANALYSIS
CBSE PUBLIC EXAMINATIONS – 1999**

Class – X

SUBJECT : HINDI 'B'

MEAN PERFORMANCE INDEX : 57.41

STANDARD DEVIATION : 12.14



Category	JNV	No. Appeared	Pass %	Perf. Index
'A'	Kutch	03	96.10	72.41
	S. Canara	01	100.0	93.0
	Warangal	01	100.0	71.0
	Nalbari	58	100.0	78.97
	Kamrup	49	100.0	77.31
	Karimganj	33	100.0	71.76.
	Tawang	09	100.0	70.0
'B'	Gurdaspur	26	100.0	65.23
	Amritsar	22	100.0	62.55
	Ferozepur	57	100.0	60.51
	Trichur	48	100.0	68.06
	Alleppey	01	100.0	61.0
	Chitradurga	58	96.55	58.09
	Calicut	07	100.0	57.43
	Guntur	03	100.0	57.0

<i>Category</i>	<i>JNV</i>	<i>No. Appeared</i>	<i>Pass %</i>	<i>Perf. Index</i>
'B'	Kodagu	30	96.67	53.90
	S. Tripura	55	100.0	67.60
	Cachar	49	100.0	67.08
	Sibsagar	44	97.73	66.30
	Tamenglong	36	100.0	63.89
'C'	Total number of JNVs = 14			
'D'	S. Garo Hills	25	92.10	51.36
	W. Sikkim	43	95.35	51.35
	W. Khasi Hills	25	100.0	49.88
	Kohima	12	100.0	49.58
	Bishnupur	48	95.83	47.06
	Ri-Bhoi	62	93.55	46.56
	Chandel	36	100.0	46.25
	N. Sikkim	27	85.19	45.13
'E'	Minicoy	07	85.71	45.0
	Karaikal	30	76.67	39.37
	Aizawl	18	72.22	42.17
	E. Garo Hills	15	66.67	39.33
	Tuensang	36	52.78	30.56
	Senapati	57	40.35	24.81

SUBJECT-WISE QUALITATIVE ANALYSIS

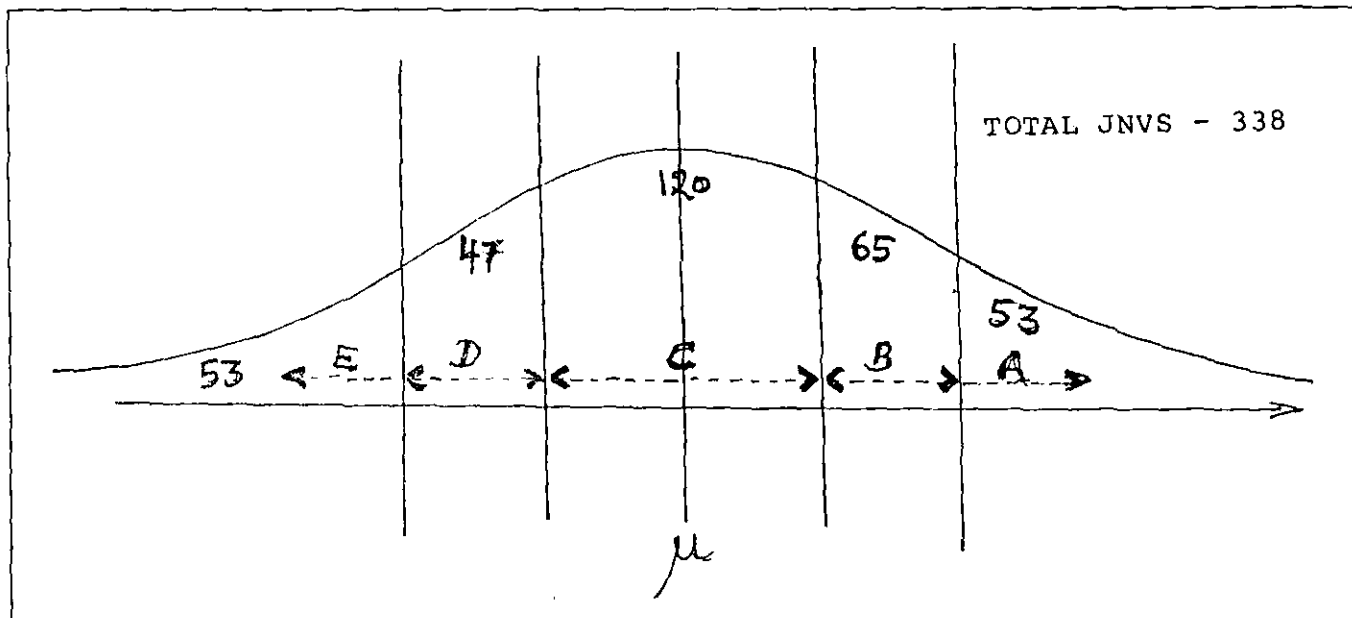
CBSE PUBLIC EXAMINATIONS – 1999

Class – X

SUBJECT : MATHEMATICS

MEAN PERFORMANCE INDEX : 50.89

STANDARD DEVIATION : 10.58



Category	JNV	No. Appeared	Pass %	Perf. Index
'A'	Cuttack	54	100.0	91.67
	Balaghat	26	100.0	70.81
	Sundergarh	27	96.30	66.89
	Mayurbhanj	36	100.0	65.75
	Koraput	27	96.30	65.56
	Hamirpur	63	100.0	65.59
	Vizianagaram	52	100.0	78.75
	Chitradurga	58	100.0	68.07
	Mandya	70	100.0	67.86
	Shimoga	66	100.0	66.92
	North Canara	51	100.0	66.71
	Kottayam	76	98.68	66.68
	Alleppey	70	98.57	65.83
	Karimnagar	62	100.0	65.19
	Kollam	64	96.88	93.92

<i>Category</i>	<i>JNV</i>	<i>No. Appeared</i>	<i>Pass %</i>	<i>Perf. Index</i>
'A'	Ernakulam	72	97.22	63.54
	Mallapuram	63	100.0	62.79
	Belgaum	70	90.0	62.74
	Nellore	53	96.23	62.72
	Cannanore	74	98.65	61.95
	Cuddapah	49	93.88	61.94
	Mahboobnagar	77	98.70	61.87
	Rewari	29	100.0	70.41
	Dausa	30	96.67	67.83
	Faridabad	64	98.44	64.14
	Barmer	50	96.0	61.94
	Jaipur	51	96.08	61.78
	Farrukhabad	60	100.0	69.38
	Bhadohi	35	97.14	98.06
	Etawah	41	95.12	65.56
	Aligarh	63	98.41	65.0
	Haridwar	33	100.0	63.24
	Mau	65	98.46	62.11
	Bahraich	57	98.25	62.01
	Darbhanga	39	100.0	72.97
	W. Champaran	70	100.0	72.74
	Banka	66	93.94	65.74
	Samastipur	63	92.06	65.41
	Munger	59	94.92	64.68
	Aurangabad	46	97.83	63.83
	Naianda	73	84.93	62.66
	Kolapur	49	100.0	69.51
	Ahmednagar	15	100.0	69.07
	Sangli	27	100.0	67.41
	Sindhudurg	24	95.83	66.88
	Jamnagar	46	97.83	63.65
	Surendernagar	18	100.0	62.0
	Beed	27	96.30	61.63
	Tamenglong	36	100.0	68.44

<i>Category</i>	<i>JNV</i>	<i>No. Appeared</i>	<i>Pass %</i>	<i>Perf. Index</i>
'A'	Kamrup	49	100.0	65.31
	Nalbari	58	96.55	63.41
	Sonitpur	51	94.12	62.84
	Imphal	31	96.77	61.81
'B'	Raigarh	58	98.28	61.24
	Kalahandi	35	97.14	60.86
	Dhenkenal	41	95.12	60.41
	Shajapur	22	95.45	56.50
	Kangra	65	96.92	61.37
	Gurdaspur	26	100.0	58.50
	Andaman	42	100.0	61.40
	Prakasam	48	93.75	61.25
	Idukki	71	100.0	61.03
	South Canara	52	94.23	60.33
	Bellary	58	96.55	60.03
	Bijapur	63	93.65	60.0
	Palghat	75	92.0	59.96
	Calicut	68	98.53	59.87
	Trichur	74	97.30	59.69
	Dharwad	61	96.72	59.33
	Kasargod	63	96.83	49.17
	Warangal	68	88.24	58.68
	Nizamabad	48	93.75	58.40
	Srikakulam	50	90.0	58.24
	Vishakhapatnam	75	96.0	57.97
	W. Godawari	57	94.74	57.74
	Mahe	19	89.47	57.05
	Kolar	56	92.86	56.80
	Nalgonda	47	89.36	56.55
	Medak	71	94.37	56.42
	Sikar	48	100.0	60.98
	Gurgaon	19	100.0	60.58
	Baran	41	100.0	59.73
	Sonepat	37	100.0	59.49

<i>Category</i>	<i>JNV</i>	<i>No. Appeared</i>	<i>Pass %</i>	<i>Perf. Index</i>
'B'	Rajasamand	38	92.11	59.05
	Jhalawar	45	97.78	58.71
	Bhiwani	55	92.73	57.11
	Sawai Madhopur	17	88.24	56.76
	Jodhpur	51	90.20	56.57
	Mohendergarh	56	96.43	56.34
	Jaunpur	54	94.44	59.41
	Kanpur	58	93.10	59.17
	Bijnore	30	100.0	58.0
	Ghazipur	66	93.94	57.94
	Barabanki	54	92.59	57.33
	Faizabad	57	100.0	57.11
	Tehri Garhwal	22	100.0	56.95
	Sidharthnagar	38	92.11	56.71
	Katihar	71	97.18	60.96
	Palamau	36	94.44	61.42
	Nawada	71	88.73	59.10
	Saharsa	67	92.54	58.79
	Muzaffarpur	60	95.0	58.75
	Kaimur	58	91.38	58.28
	Sitamarhi	71	87.32	58.17
	Begusarai	71	83.10	57.99
	Gopalganj	65	89.23	57.23
	Khagaria	72	98.61	57.19
	Vaishali	32	84.38	56.56
	Saran	59	88.14	56.20
	Buldana	38	100.0	60.26
	Raigad	19	100.0	59.84
	Sholapur	51	100.0	58.86
	Aurangabad	29	100.0	58.79
	Ratnagiri	21	95.24	57.48
	Chandrapur	47	95.74	57.02
	Tuljapur	41	100.0	56.36
	Thoubal	54	100.0	57.57

<i>Category</i>	<i>JNV</i>	<i>No. Appeared</i>	<i>Pass %</i>	<i>Perf. Index</i>
'B'	Churachandpur	15	100.0	57.0
'C'	Total number of JNVs = 120			
'D'	Bhopal	35	91.43	45.31
	Datia	43	79.07	45.05
	Narsinghpur	40	80.0	44.45
	Rewa	30	80.0	44.43
	Shahdole	62	77.42	44.27
	Indore	54	79.63	43.94
	Phulbani	63	77.78	42.57
	Dewas	56	75.0	42.38
	Sidhi	35	88.57	41.71
	Chhattarpur	41	75.61	41.44
	Nawanshahar	52	82.69	44.37
	Bhatinda	57	94.74	44.35
	Rajouri	09	77.78	43.89
	Kapurthala	51	86.27	43.69
	Sirmour	62	83.87	43.61
	Chandigarh	32	81.25	42.53
	Fatehgarhsaheb	40	82.50	40.47
	Bangalore	60	88.33	44.18
	Hissar	59	79.66	45.59
	Jaisalmer	40	77.50	44.75
	Sriganganagar	40	72.50	40.92
	Sirsa	54	72.22	40.74
	Ghaziabad	63	88.89	45.10
	Bareilly	50	80.00	45.10
	Allahabad	60	68.33	44.22
	Sultanpur	65	80.0	43.45
	Muzaffarnagar	54	81.48	41.81
	Mainpuri	52	73.08	41.73
	Lalitpur	51	68.63	41.06
	Gaya	63	76.19	44.86
	Godda	61	68.85	43.38
	Lohardega	71	67.61	40.68

<i>Category</i>	<i>JNV</i>	<i>No. Appeared</i>	<i>Pass %</i>	<i>Perf. Index</i>
'D'	Yavatmal	27	92.59	45.59
	S. Goa	25	88.0	44.84
	Panchmahal	27	81.48	44.37
	N. Goa	29	86.21	44.24
	Junagarh	34	70.59	43.88
	Amravati	53	77.36	43.60
	Nasik	29	68.97	43.45
	Nanded	39	89.74	43.44
	Latur	48	77.08	42.98
	Satara	64	79.69	42.63
	Baghmara	25	84.0	44.0
	Aizawl	18	88.89	43.56
	Karimganj	33	69.70	41.27
	Kohima	12	91.67	41.25
	Niangbari	62	77.42	41.10
'E'	Chhindwara	27	81.48	40.0
	Guna	39	66.67	39.77
	Raisen	29	72.41	39.52
	Jabalpur	49	73.47	38.37
	Damoh	66	66.67	38.12
	Rajnandgaon	63	69.84	37.83
	Jhabua	23	73.91	37.70
	Sehore	40	70.0	35.13
	Bhind	53	62.26	33.36
	Dhar	45	60.0	32.87
	Bastar	53	56.60	30.47
	Vidisha	28	60.71	28.75
	Srinagar	27	88.89	40.26
	Ropar	43	81.40	40.26
	Kupwara	26	84.62	38.77
	Faridkot	53	77.36	38.66
	Sangrur	53	77.36	38.64
	Kinnaur	34	67.65	35.91
	Mandi	61	60.66	33.72

<i>Category</i>	<i>JNV</i>	<i>No. Appeared</i>	<i>Pass %</i>	<i>Perf. Index</i>
'E'	Patiala	50	56.0	32.64
	Amritsar	46	50.0	30.85
	Poonch	28	60.71	30.54
	Firozpur	57	59.65	29.84
	Jammu	34	61.76	29.56
	Kargil	17	35.29	22.35
	Leh	26	30.77	18.58
	Gulbarga	53	81.13	38.74
	Yanam	46	69.57	37.41
	Bidar	67	68.66	36.45
	Minocyc	13	46.15	29.77
	Dungarpur	37	62.16	30.11
	Hamirpur	53	84.91	40.0
	Raibareli	58	62.07	33.97
	Kheda	46	71.74	39.85
	Surat	42	69.05	39.67
	Bharuch	42	73.81	39.67
	Sabarkantha	17	88.24	38.47
	Akola	48	62.50	35.56
	Silli	23	47.83	29.83
	Daman	16	50.0	29.06
	Diu	27	18.52	16.0
	West Tripura	57	68.42	40.04
	Senapati	57	85.96	39.98
	Dibang Valley	41	68.29	39.17
	Jaintia Hills	51	72.55	37.08
	W. Sikkim	43	60.47	35.14
	N. Sikkim	27	51.85	34.59
	U. Subansiri	18	66.67	31.89
	East Kamong	46	56.52	30.89
	Tuensang	36	47.22	27.22
	W. Khasi Hills	25	52.0	24.88
	E. Garo Hills	15	40.0	21.80
	Tawang	09	44.44	21.67

SUBJECT-WISE QUALITATIVE ANALYSIS

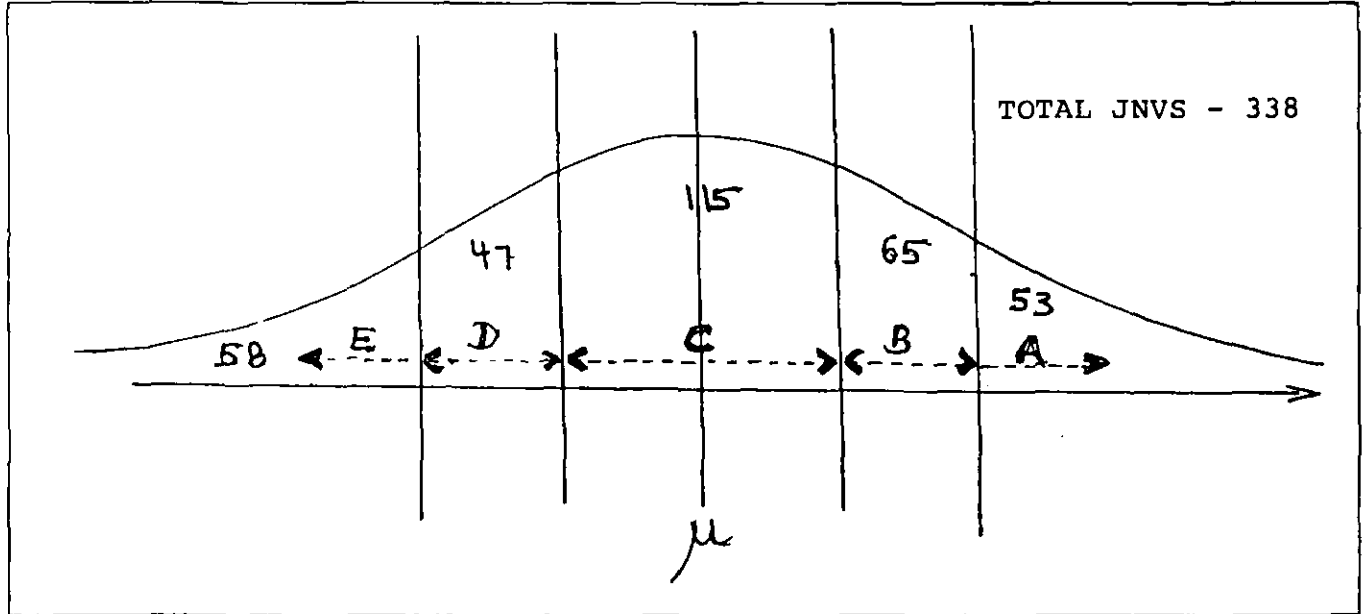
CBSE PUBLIC EXAMINATIONS – 1999

Class – X

SUBJECT : SCIENCE

MEAN PERFORMANCE INDEX : 59.56

STANDARD DEVIATION : 8.12



Category	JNV	No. Appeared	Pass %	Perf. Index
'A'	Sundergarh	27	100.0	72.81
	Kalahandi	35	100.0	70.66
	Anantnag	42	100.0	70.14
	Kangra	65	100.0	70.05
	Gurdaspur	26	100.0	68.96
	Chitradurga	58	100.0	74.74
	Vizianagaram	52	100.0	73.87
	Warangal	68	97.06	73.04
	Kolar	56	98.21	72.59
	Karimnagar	62	100.0	72.11
	Kottayam	76	100.0	72.03
	Krishna	58	100.0	71.97
	Prakasam	48	100.0	70.75
	S. Canara	52	100.0	70.19
	Alleppey	70	100.0	69.74

<i>Category</i>	<i>JNV</i>	<i>No. Appeared</i>	<i>Pass %</i>	<i>Perf. Index</i>
'A'	Ananthapur	62	95.16	69.18
	Nellore	53	100.0	68.57
	Bellary	58	96.55	68.36
	Khammam	51	98.04	68.25
	Hassan	60	100.0	68.68
	Sawai Madhopur	17	94.12	73.53
	Rewari	29	100.0	72.48
	Dausa	30	96.67	72.40
	Palli	47	97.87	71.85
	Jaipur	51	100.0	69.20
	Bhadohi	35	100.0	76.43
	Farrukhabad	60	100.0	71.87
	Faizabad	57	100.0	70.91
	Jaunpur	54	100.0	70.54
	Tehri Garhwal	22	100.0	70.18
	Kanpur	58	100.0	69.78
	Gorakhpur	59	98.31	68.22
	Gopalganj	65	100.0	75.89
	Saharsa	66	98.48	70.91
	Darbhanga	39	97.44	70.82
	W. Champaran	70	100.0	70.07
	Samastipur	63	98.41	69.83
	Purnea	63	95.24	69.78
	Banka	66	96.97	69.42
	Muzaffarpur	60	100.0	68.70
	Aurangabad	46	97.83	68.52
	Bhabua	58	98.28	68.48
	Giridih	75	100.0	68.29
	Nalanda	73	93.15	68.14
	Chandrapur	47	100.0	76.02
	Surendernagar	18	100.0	72.78
	Beed	27	100.0	69.59
	Jamnagar	46	100.0	69.07
	Jalgaon	39	100.0	68.85

<i>Category</i>	<i>JNV</i>	<i>No. Appeared</i>	<i>Pass %</i>	<i>Perf. Index</i>
'A'	Ahmednagar	15	100.0	68.13
	Sangli	27	100.0	68.11
	Imphal	31	100.0	70.32
'B'	Bhopal	35	100.0	67.49
	Balaghat	26	100.0	67.12
	Mandsaur	56	100.0	66.27
	Bilaspur	68	100.0	66.13
	Raigarh	58	100.0	65.29
	Betul	36	100.0	64.64
	Sarguja	29	100.0	64.03
	Shahdole	62	98.39	64.0
	Hamirpur	63	100.0	66.70
	Kathua	55	100.0	65.18
	Shimla	57	98.25	65.05
	Una	35	100.0	64.20
	Baramulla	30	100.0	63.80
	Srikakulam	50	98.0	67.52
	Kasargod	63	100.0	67.25
	Chickmanglur	46	100.0	67.15
	Trichur	74	100.0	67.12
	Bijapur	63	98.41	67.03
	Kurnool	66	100.0	66.97
	Shimoga	66	100.0	66.95
	Vishakhapatnam	75	100.0	66.85
	Mallapuram	63	100.0	66.84
	Mandya	70	100.0	66.69
	Kalapet	40	100.0	66.60
	Palghat	75	100.0	66.59
	Nizamabad	48	97.92	66.21
	Mahboobnagar	77	100.0	65.91
Pathnamthitta	64	100.0	65.66	
Mysore	55	98.18	65.24	
Andaman	42	100.0	64.98	
Cannanore	74	100.0	64.96	

<i>Category</i>	<i>JNV</i>	<i>No. Appeared</i>	<i>Pass %</i>	<i>Perf. Index</i>
'B'	Kollam	64	98.44	64.31
	E. Godavari	65	100.0	64.26
	Ernakulam	72	100.0	64.13
	Raichur	63	98.41	63.86
	Sikar	48	100.0	65.58
	Barmer	50	98.0	67.28
	Sirohi	21	100.0	65.57
	Kurukshetra	34	100.0	64.82
	Jalore	49	100.0	64.08
	Ballia	66	100.0	66.45
	Aligarh	63	100.0	65.78
	Haridwar	33	100.0	65.55
	Basti	60	100.0	65.30
	Almorah	32	96.88	64.97
	Etah	27	100.0	64.96
	Gonda	51	94.12	63.82
	Etawah	41	100.0	63.71
	Katihar	71	100.0	67.25
	Palamau	36	97.22	67.50
	Sitamarhi	71	98.59	67.17
	Khagaria	73	98.63	66.64
	Vaishali	32	93.75	66.47
	Singhbhum	66	98.48	66.45
	Nawada	71	97.18	65.69
	Munger	59	98.31	65.53
	Sindhudurg	24	100.0	67.54
	Nagpur	51	100.0	66.59
	Kolhapur	49	100.0	66.51
	Aurangabad	29	100.0	65.52
	Amreli	36	100.0	65.47
	Rajkot	20	100.0	63.80
	Nalbari	58	100.0	67.50
	Sonitpur	51	100.0	65.88
	Tamenglong	36	100.0	64.25

<i>Category</i>	<i>JNV</i>	<i>No. Appeared</i>	<i>Pass %</i>	<i>Perf. Index</i>
'C'	Total number of JNVs = 115			
'D'	Dewas	56	96.43	55.38
	Shivpuri	51	98.04	54.53
	Jabalpur	49	100.0	54.27
	Hoshangabad	59	93.22	53.98
	Datia	43	100.0	53.74
	Rajnandgaon	63	93.65	53.65
	Chhattarpur	41	97.56	53.49
	Panna	36	94.55	53.42
	Balasore	47	97.87	52.83
	Phulbani	63	96.83	51.63
	Dhenkenal	41	97.56	51.54
	Kinnaur	34	97.06	55.12
	Chamba	60	100.0	54.67
	Faridkot	53	94.34	53.68
	Udhampur	22	95.45	53.23
	Kupwara	26	96.15	52.92
	Ropar	43	100.0	52.02
	Fatehgarhsaheb	40	92.50	51.97
	Kapurthala	51	100.0	51.53
	Gulbarga	53	98.11	55.23
	Adilabad	52	96.15	55.13
	Karaikai	30	100.0	54.07
	Mungeshpur	58	100.0	54.86
	Jhajjar	64	100.0	54.0
	Jind	60	96.67	53.75
	Hissar	59	89.83	52.14
	Nagaur	56	94.64	51.79
	Barabanki	54	98.15	54.93
	Bulandshahar	47	97.87	54.91
	Azamgarh	75	96.0	53.99
	Jhansi	60	100.0	53.38
	Muzaffarnagar	54	98.15	53.26
	Gadchiroli	51	100.0	55.0

<i>Category</i>	<i>JNV</i>	<i>No. Appeared</i>	<i>Pass %</i>	<i>Perf. Index</i>
'D'	S. Goa	25	100.0	54.92
	Mehsana	14	100.0	54.29
	Surat	42	90.48	52.79
	Yavatmal	27	100.0	52.48
	Wardha	51	100.0	52.45
	Ratnagiri	21	100.0	51.76
	Nanded	39	100.0	51.56
	Ri-Bhoi	62	95.16	53.90
	W. Sikkim	43	90.70	53.84
	Bishnupur	48	93.75	53.67
	Sibsagar	44	97.73	53.05
	Senapati	57	100.0	52.81
	W. Khasi Hills	25	100.0	52.16
	Dibang Valley	41	90.24	51.76
'E'	Raisen	29	93.10	51.28
	Rewa	30	90.0	51.13
	Satna	20	90.0	49.70
	Narsinghpur	40	85.0	49.05
	Ujjain	29	100.0	48.90
	Gwalior	28	96.43	48.54
	Keonjhar	53	86.79	48.30
	Guna	39	92.31	48.28
	Cuttack	54	93.85	49.91
	Bastar	53	86.79	47.45
	Jhabua	23	91.30	47.43
	Vidisha	28	100.0	47.39
	Bhind	53	83.02	46.68
	Dhar	45	93.33	45.89
	Sehore	40	85.0	44.17
	Amritsar	46	84.78	49.43
	Poonch	28	89.29	48.79
	Patiala	50	80.0	48.24
	Mandi	61	78.69	48.15
	Jammu	34	91.18	48.0

<i>Category</i>	<i>JNV</i>	<i>No. Appeared</i>	<i>Pass %</i>	<i>Perf. Index</i>
'E'	Ferozepur	57	96.49	47.32
	Sangrur	53	92.45	46.30
	Srinagar	27	92.59	43.67
	Bhatinda	57	92.98	42.88
	Kargil	17	70.59	39.94
	Leh	26	42.31	35.08
	Yanam	46	89.13	49.13
	Minicoy	13	100.0	48.0
	S. Andaman	20	100.0	47.50
	Bhilwara	49	100.0	48.94
	Sirsa	54	83.33	48.31
	Dungarpur	37	86.49	45.97
	Sonepat	37	100.0	43.97
	Mathura	59	91.53	51.32
	Raibareli	58	96.55	50.55
	Sidharthnagar	38	89.47	50.50
	Agra	55	96.36	50.07
	Allahabad	60	91.67	49.78
	Bareilly	50	92.0	49.66
	Chamoli	46	100.0	47.74
	Godda	61	88.52	48.46
	Lohardega	71	88.73	48.08
	Amravati	53	98.11	50.75
	Bharuch	42	88.10	49.40
	Dhule	26	100.0	47.35
	Silli	23	73.91	46.35
	Daman	16	81.25	38.44
	Diu	27	66.67	37.37
	S. Garo Hills	25	92.0	51.04
	Cachar	49	89.80	50.71
	Tirap	28	100.0	50.25
	East Kemong	46	84.78	47.07
	W. Tripura	57	80.70	45.68
	Tuensang	36	75.0	45.03

<i>Category</i>	<i>JNV</i>	<i>No. Appeared</i>	<i>Pass %</i>	<i>Perf. Index</i>
'E'	East Garo Hills	15	73.33	44.80
	Aizawl	17	82.35	41.88
	North Sikkim	27	48.15	37.93
	Kohima	12	91.67	33.58

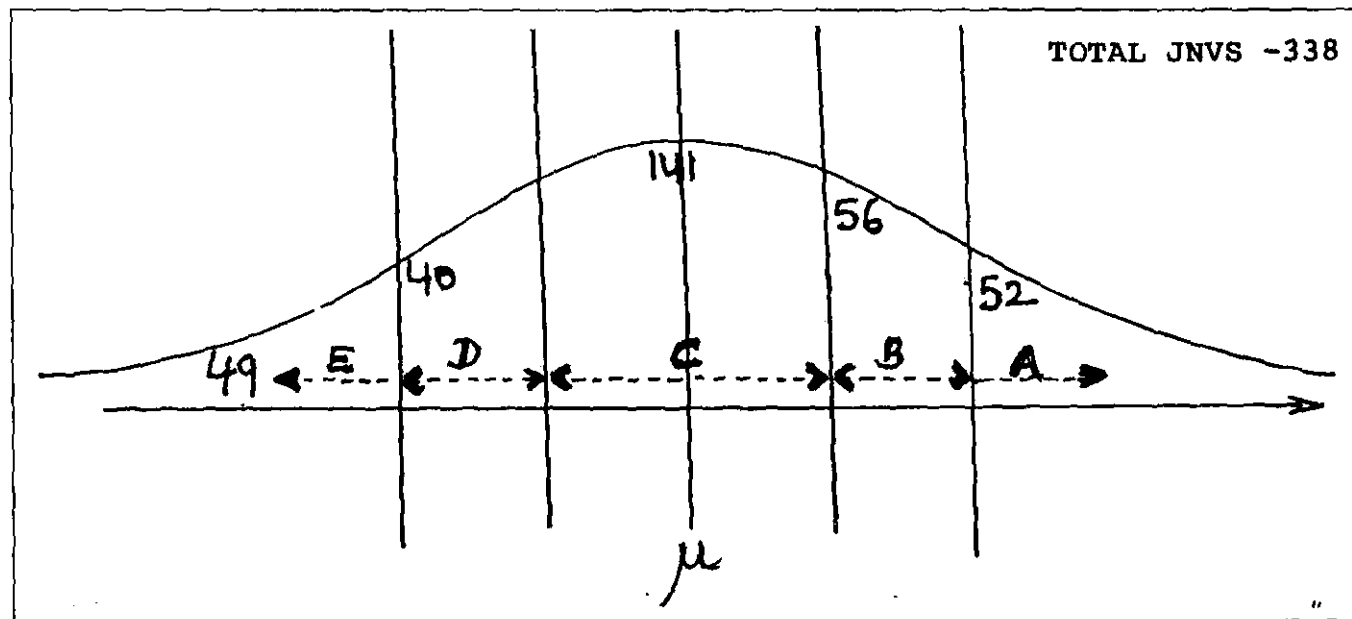
SUBJECT-WISE QUALITATIVE ANALYSIS CBSE PUBLIC EXAMINATIONS – 1999

Class – X

SUBJECT : SOCIAL SCIENCE

MEAN PERFORMANCE INDEX : 60.45

STANDARD DEVIATION : 9.61



Category	JNV	No. Appeared	Pass %	Perf. Index
'A'	Mandla	34	100.0	73.09
	Khargone	58	100.0	72.64
	Ratlam	43	100.0	72.63
	Raigarh	58	100.0	72.52
	Sarguja	29	100.0	72.48
	Koraput	27	100.0	71.81
	Durg	59	100.0	70.81
	Mandsaur	56	100.0	70.59
	Hamirpur	63	100.0	71.87
	Chickmanglur	46	100.0	75.07
	Belgaum	70	100.0	72.86
	Kottayam	76	100.0	72.55
	Warangal	68	95.59	72.06
	Kolar	56	98.21	71.25
	Ernakulam	72	100.0	71.04

<i>Category</i>	<i>JNV</i>	<i>No. Appeared</i>	<i>Pass %</i>	<i>Perf. Index</i>
'A'	S. Canara	51	100.0	70.98
	Sawai Madhopur	17	100.0	77.18
	Dausa	20	96.67	75.87
	Rewari	29	100.0	73.69
	Jaipur	51	100.0	73.29
	Pali	47	100.0	72.23
	Banswara	25	100.0	70.64
	Jaisalmer	40	100.0	70.32
	Sirohi	21	100.0	70.19
	Bhadoni	35	100.0	75.11
	Farrukhabad	60	100.0	74.50
	Jaunpur	54	100.0	72.89
	Barabanki	54	100.0	72.22
	Etawah	41	100.0	72.12
	Haridwar	33	100.0	71.42
	Gumla	76	100.0	73.74
	Madhubani	61	100.0	73.44
	Ranchi	75	100.0	71.57
	Sitamarhi	71	97.18	71.03
	Saran	59	100.0	71.03
	Vaishali	32	100.0	70.69
	Darbhanga	39	100.0	70.51
	Sindhudurg	24	100.0	80.75
	Kolhapur	49	100.0	80.73
	Beed	27	100.0	76.67
	Sangli	27	100.0	76.26
	Aurangabad	29	100.0	75.62
	Sholapur	51	100.0	75.08
	Chandrapur	47	100.0	74.91
	Raigad	19	100.0	74.42
	Satara	64	100.0	74.39
	Nanded	39	100.0	72.54
	Jalna	60	100.0	72.27
	Tuljapur	41	100.0	71.46

<i>Category</i>	<i>JNV</i>	<i>No. Appeared</i>	<i>Pass %</i>	<i>Perf. Index</i>
'A'	Ahmednagar	15	100.0	71.33
	Buldana	38	100.0	71.21
	Jalgaon	39	100.0	71.0
'B'	Bilaspur	68	100.0	69.72
	Chhindwara	47	100.0	68.59
	Rajgarh	33	100.0	68.27
	Betul	36	100.0	67.78
	Raipur	67	100.0	67.15
	Bhopal	35	97.14	66.97
	Datia	43	100.0	66.14
	Ujjain	29	100.0	65.55
	Tikamgarh	35	100.0	69.86
	Una	35	100.0	67.54
	Kathua	55	100.0	67.35
	Kasargod	63	98.41	68.60
	Vizianagaram	52	100.0	68.31
	Alleppey	70	100.0	67.64
	Medak	71	97.18	67.10
	Mahe	19	100.0	67.05
	Shimoga	66	100.0	66.92
	Karimnagar	62	100.0	65.85
	Raichur	63	98.41	65.63
	Barmer	50	100.0	69.18
	Bikaner	29	100.0	68.90
	Jhalawar	45	100.0	68.11
	Sikar	48	100.0	67.69
	Mahendergarh	56	100.0	67.29
	Kurukshetra	34	100.0	67.0
	Rajasamand	38	97.37	66.95
	Sriganganagar	40	97.50	65.90
	Basti	60	100.0	69.58
Ghazipur	66	100.0	69.52	
Sidharthnagar	38	100.0	69.45	
Bijnore	30	100.0	68.63	

<i>Category</i>	<i>JNV</i>	<i>No. Appeared</i>	<i>Pass %</i>	<i>Perf. Index</i>
'B'	Gonda	51	98.04	66.69
	Nainital	63	98.41	66.54
	Tehri Garhwal	22	100.0	66.18
	Faizabad	57	100.0	65.81
	Bulandshahar	47	100.0	65.70
	Sitapur	64	100.0	65.67
	W. Champaran	70	100.0	69.81
	Banka	66	98.48	68.83
	Begusarai	71	98.59	68.66
	Palamau	36	97.22	68.56
	Nawada	71	97.18	68.44
	Muzaffarpur	60	100.0	68.08
	Singhbhum	66	100.0	66.71
	Nalanda	73	98.63	66.41
	Purnea	63	98.41	66.16
	Gopalganj	65	100.0	65.60
	Nagpur	51	100.0	69.84
	Jamnagar	46	100.0	69.74
	Yavatmal	27	100.0	68.30
	Latur	48	100.0	68.29
Parbhani	52	100.0	67.62	
Gadchiroli	51	100.0	67.04	
Nasik	29	100.0	67.0	
Imphal	31	96.77	68.55	
Lohit	44	97.73	67.45	
'C'	Total number of JNVs = 141			
'D'	Indore	54	92.59	55.22
	Panna	36	91.67	54.78
	Rajnandgaon	63	95.24	54.73
	Hoshangabad	59	93.22	54.44
	Seoni	43	90.70	54.19
	Guna	39	97.44	52.87
	Keonjhar	54	92.59	52.72
Bhind	53	86.79	51.0	

<i>Category</i>	<i>JNV</i>	<i>No. Appeared</i>	<i>Pass %</i>	<i>Perf. Index</i>
'D'	Rajouri	09	88.89	55.44
	Ferozepur	57	96.49	54.74
	Mandi	61	88.52	54.48
	Chandigarh	32	96.88	54.25
	Faridkot	53	90.57	54.13
	Udhampur	22	100.0	53.64
	Kinnaur	34	94.12	51.68
	Fatehgarhsaheb	40	90.0	50.92
	Rangareddy	72	91.67	54.49
	Adilabad	52	94.23	54.31
	Ananthapur	62	87.10	53.63
	Tumkur	58	96.55	53.21
	Khammam	51	94.12	52.88
	Nalgonda	47	91.49	52.34
	Vishakhapatnam	75	92.0	51.64
	Gulbarga	53	92.45	51.04
	Kaithal	58	94.83	55.22
	Alwar	47	100.0	54.81
	Sonepat	37	100.0	54.70
	Jhajjar	64	98.44	54.47
	Dungarpur	37	89.19	52.65
	Mau	65	100.0	54.83
	Muzaffarnagar	54	96.30	54.11
	Bareilly	50	96.0	53.34
	Rajkot	20	100.0	55.25
	Sabarkantha	17	100.0	52.53
	Sibsagar	44	93.18	54.55
	S. Tripura	55	92.73	54.53
	Ukhrul	66	100.0	54.06
	W. Khasi Hills	25	100.0	53.20
	Karimganj	33	93.94	52.58
	W. Sikkim	43	86.05	51.28
'E'	Sehore	40	90.0	50.78
	Raisen	29	93.10	50.45

<i>Category</i>	<i>JNV</i>	<i>No. Appeared</i>	<i>Pass %</i>	<i>Perf. Index</i>
'E'	Phulbani	63	95.24	48.35
	Kalahandi	35	94.29	47.86
	Poonch	28	92.86	48.89
	Bhatinda	57	94.74	48.18
	Sangrur	53	96.23	47.32
	Doda	21	45.24	46.90
	Jammu	34	94.12	46.0
	Kapurthala	51	94.12	44.06
	Patiala	50	92.0	43.86
	Amritsar	46	86.96	41.96
	Kupwara	26	84.62	40.92
	Srinagar	27	74.07	39.37
	Kargil	17	52.94	30.94
	Leh	26	30.77	20.28
	Guntur	52	90.38	49.42
	Minicoy	13	76.92	45.08
	S. Andaman	20	90.0	43.65
	Bidar	67	82.09	42.66
	Bangalore	60	83.33	41.88
	Yanam	46	71.74	38.52
	Karaikal	30	70.0	36.77
	Mungeshpur	58	100.0	49.95
	Mathura	59	98.31	50.64
	Kanpur	58	93.10	50.57
	Ghaziabad	63	98.41	50.37
	Surat	42	90.48	50.33
	Bharuch	42	83.33	47.33
	Silli	23	78.26	46.74
	Akola	48	93.75	45.69
	Daman	16	81.25	43.75
	Diu	27	59.26	34.37
	Chandel	37	97.30	50.49
	Upper Subansiri	18	100.0	50.44
	Cachar	49	87.76	50.41

<i>Category</i>	<i>JNV</i>	<i>No. Appeared</i>	<i>Pass %</i>	<i>Perf. Index</i>
'E'	East Kemonong	46	95.65	48.93
	Tirap	28	96.43	48.93
	Wokha	15	93.33	46.30
	Bishnupur	49	85.71	45.04
	West Tripura	57	78.95	44.72
	Aizawl	18	88.89	43.83
	S. Garo Hills	25	68.10	40.04
	Jaintia Hills	51	80.39	36.86
	E. Garo Hills	15	66.67	36.40
	N. Sikkim	27	48.15	35.59
	Tuensang	36	55.56	33.19
	Senapati	57	61.40	31.79
	Kohima	12	50.0	25.58

ALL INDIA SENIOR SCHOOL CERTIFICATE EXAMINATION – 1999 CLASS – XII (QUALITATIVE ANALYSIS)

CBSE EXAMINATION – 1999

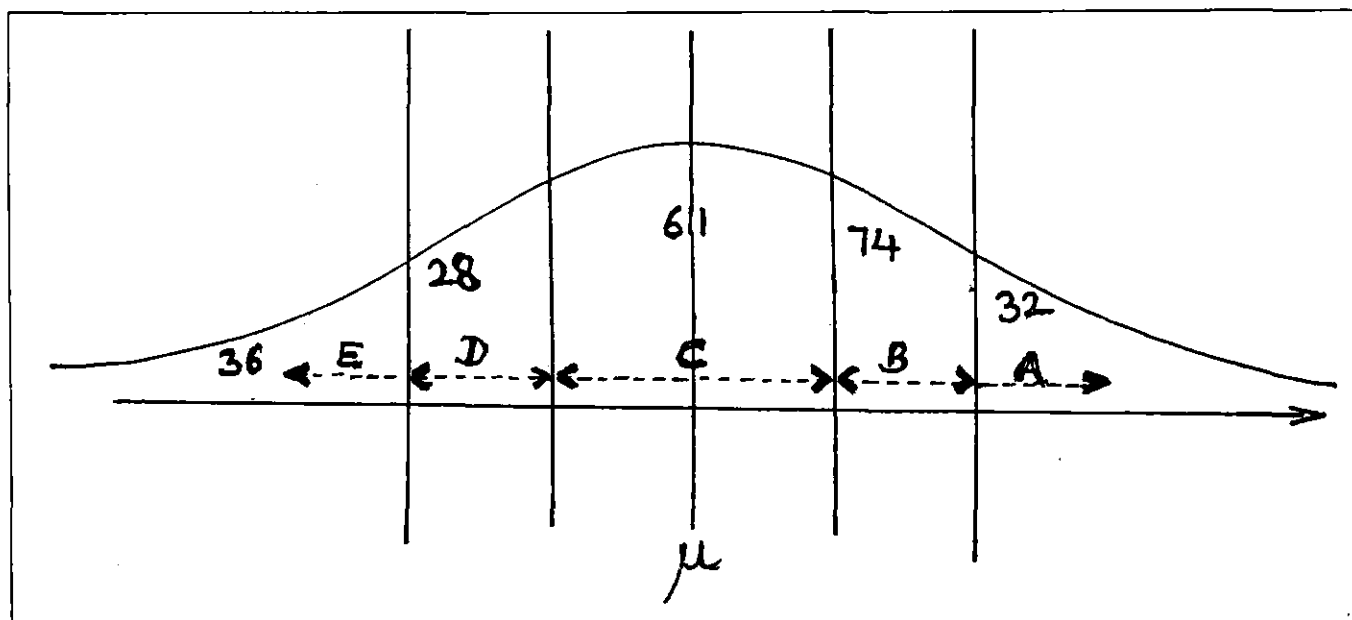
QUALITATIVE ANALYSIS OF RESULTS OF CLASS – XII

Sl.No.	Region	Appeared	Passed	Pass %	Perf. Index
1.	Bhopal	1472	1308	88.9	61.16
2.	Chandigarh	753	665	88.3	59.09
3.	Hyderabad	2039	1922	94.3	66.59
4.	Jaipur	1141	1029	90.2	62.13
5.	Lucknow	1397	1112	79.6	59.05
6.	Patna	1024	849	82.9	60.38
7.	Pune	388	351	90.5	63.45
8.	Shillong	553	435	78.7	55.34
NVS		8767	7671	87.5	61.68

Distribution of JNVs based on Perf. Index

(μ) Perf. Index (NVS) = 61.67 (σ) Standard Deviation = 5.18

Total No. of JNVs = 231



A – Excellent, B – V. Good, C – Good, D – Average, E – Below Average.

CLASS – XII

Sl.No.	Region	A	B	C	D	E	Total
1.	Bhopal	03	10	14	06	04	37
2.	Chandigarh	–	04	06	05	07	22
3.	Hyderabad	22	24	04	02	02	54
4.	Jaipur	02	15	11	02	02	32
5.	Lucknow	–	08	12	04	08	32
6.	Patna	01	06	08	05	02	22
7.	Pune	04	05	04	02	01	16
8.	Shiiong	–	02	02	02	10	16
	NVS	32	74	61	28	36	231

LIST OF JNVs CATEGORY-WISE (Class – XII)

JNV	Appeared	Passed	JNV	Appeared	Passed
CATEGORY 'A'			Mysore	23	23
Sehore(Bhopal)	53	47	Kottayam	73	71
Tikamgarh	41	38	Hassan	27	25
Sagar	17	16	Bellary	35	31
Prakasam(Hyd.)	11	11	Cuddapah	25	23
Medak	45	44	Srikakulam	27	27
Kodagu	35	35	W.Godavari	38	38
Shimoga	45	41	Khammam	21	20
Dharwad	34	33	Baran(Jaipur)	35	35
Mandya	49	48	Jhalawar	38	38
Palghat	42	41	W.Champaran(Patna)	32	30
Ernakulam	70	70	S.Goa(Pune)	14	13
Chitradurga	24	22	Buidana(Pune)	24	24
Vishakhapatnam	76	76	Chandrapur	20	19
Karimnagar	30	29	Kheda	27	27
Rangareddy	56	55	CATEGORY 'B'		
Cannanore	50	48	Datia(Bhopal)	15	13
Calicut	56	56	Khargone	50	48

(Contd.)

<i>JNV</i>	<i>Appeared</i>	<i>Passed</i>	<i>JNV</i>	<i>Appeared</i>	<i>Passed</i>
Rajnandgaon	28	25	Krishna	26	24
Sambalpur	24	24	Andaman	21	20
Sidhi	48	44	Bangalore	36	33
Raipur	81	78	Alwar (Jaipur)	20	16
Mayurbhanj	41	41	Rewari	20	20
Mandsaur	36	34	Jodhpur	38	37
Kalahandi	22	20	Jalore	49	49
Shahdole	41	36	Chittorgarh	37	36
Kangra(Chd.)	42	42	Ajmer	40	38
Chamba	07	07	Jaipur	59	50
Mandi	53	50	Nagaur	35	27
Anantnag	19	18	Rajasmand	32	29
Nalgonda(Hyd.)	19	18	Barmer	55	50
Kurnool	37	37	Pali	33	24
Mallapuram	67	61	Jind	27	26
N.Canara	27	26	Faridabad	41	38
Kolar	11	09	Mohindergarh	68	64
Kasargod	67	66	Tonk	45	43
Tumkur	20	19	Bulandshahar(Luck.)	49	45
Trichur	85	80	Tehri Garhwal	23	23
Bellary	53	52	Sitapur	64	57
Pathnamthitta	54	48	Bhadohi	31	25
Raichur	36	33	Agra	24	23
E.Godavari	47	45	Bareilly	33	31
Nellore	29	29	Gorakhpur	40	33
Adilabad	18	18	Farrukabad	43	39
Karaikal	15	12	Madhubani(Patna)	36	34
Chittoor	33	31	Saharsa	34	32
Pondicherry	21	21	Samastipur	69	58
Vizianagaram	21	20	Vaishali	78	71
Anantapur	40	37	Aurangabad	15	12
Chickmanglur	35	34	Nalanda	50	44
Bijapur	22	22	Amravati(Pune)	37	34

(Contd.)

<i>JNV</i>	<i>Appeared</i>	<i>Passed</i>
Latur	22	18
Nagpur	29	26
Gadchiroli	32	27
Osmanabad	06	05
Karimganj (Shillong)	18	17
Ukhrul	31	31
CATEGORY 'C'		
Bilaspur (Bhopal)	78	70
Ganjam	24	21
Indore	28	24
Dhenkenal	22	22
Seoni	52	51
Shivpuri	42	40
Cuttack	62	62
Jabalpur	55	47
Chhattarpur	32	26
Morena	41	34
Damoh	23	17
Rajgarh	32	27
Dewas	30	29
Narsinghpur	39	35
Hamirpur (Chd.)	68	67
Shimla	49	45
Fatehgarhsahib	26	24
Faridkot	13	08
Baramulla	07	06
Chandigarh	44	37
Idukki (Hyd.)	65	57
Nizamabad	48	42
Alleppey	48	38
Warangal	42	34
Churu (Jaipur)	48	43
Jhajjar	56	50

<i>JNV</i>	<i>Appeared</i>	<i>Passed</i>
Bhiwani	28	27
Bhilwara	20	20
Jaffarpur Kalan	35	28
Kurukshetra	14	14
Sirsa	28	25
Kaithal	40	36
Hissar	33	30
Dungarpur	23	21
Jaisalmer	30	29
Basti (Luck.)	28	22
Allahabad	36	30
Nainital	78	71
Kanpur	42	38
Unnao	36	33
Lalitpur	41	37
Faizabad	54	51
Azamgarh	56	54
Almora	40	33
Mao	27	23
Mirzapur	76	64
Bahraich	56	49
Gumla (Patna)	30	26
Begusarai	64	59
Godda	20	14
Munger	67	46
Singhbhum	60	52
Darbhanga	36	26
Nawada	26	22
Gaya	18	11
Junagarh (Pune)	66	59
Ahmednagar	16	16
Sangli	14	13
Wardha	12	11

(Contd.)

<i>JNV</i>	<i>Appeared</i>	<i>Passed</i>	<i>JNV</i>	<i>Appeared</i>	<i>Passed</i>
Ri-Bhoi (Shillong)	18	17	Phulbani	47	42
Dibang Valley	44	33	Keonjhar	64	45
CATEGORY 'D'			Jammu (Chd.)	39	34
Bhind (Bhopal)	23	20	Kathua	62	57
Dhar	22	19	Ropar	30	27
Hoshangabad	37	31	Ferozepur	18	17
Koraput	27	24	Sangrur	07	03
Balasore	31	24	Kapurthala	35	31
Durg	25	18	Patiala	14	06
Amritsar (Chd.)	10	07	Minicoy (Hyd.)	06	04
Hoshiarpur	25	19	Guibarga	14	11
Sirmour	72	59	Mungeshpur (Jaipur)	48	31
Udhampur	45	38	Sriganganagar	29	23
Una	68	63	Jhansi (Lucknow)	22	17
Guntur (Hyd.)	49	45	Mathura	50	36
Bidar	35	29	Ballia	56	36
Sonepat(Jaipur)	13	13	Muzaffarnagar	55	31
Sikar	24	19	Sultanpur	56	33
Meerut (Luck.)	47	35	Ghaziabad	30	13
Jaunpur	33	26	Uttarkashi	24	15
Gonda	71	44	Raibareli	37	20
Ghazipur	39	25	Lohardega (Patna)	58	47
Banka (Patna)	28	21	Ranchi	73	66
Dumka	63	53	Bharuch (Pune)	20	18
Muzaffarpur	30	16	Imphal (Shillong)	65	53
Purnea	35	27	Thoubal	60	45
Bhojpur	102	82	E. Garo Hills	66	56
Kutch (Pune)	14	13	West Tripura	27	13
Surat	35	28	Lohit	39	23
S. Tripura (Shillong)	34	33	W. Sikkim	52	35
Jaintia Hills	24	24	Senapati	29	26
CATEGORY 'E'			Churachandpur	11	08
Bolangir (Bhopal)	85	69	E. Kemong	24	16
Sundergarh	54	47	Aizawl	10	05

**ALL INDIA SENIOR SCHOOL CERTIFICATE
EXAMINATION – 1999
CLASS – XII (SUBJECT-WISE ANALYSIS)**

**SUBJECT-WISE QUALITATIVE ANALYSIS
CBSE PUBLIC EXAMINATIONS – 1999**

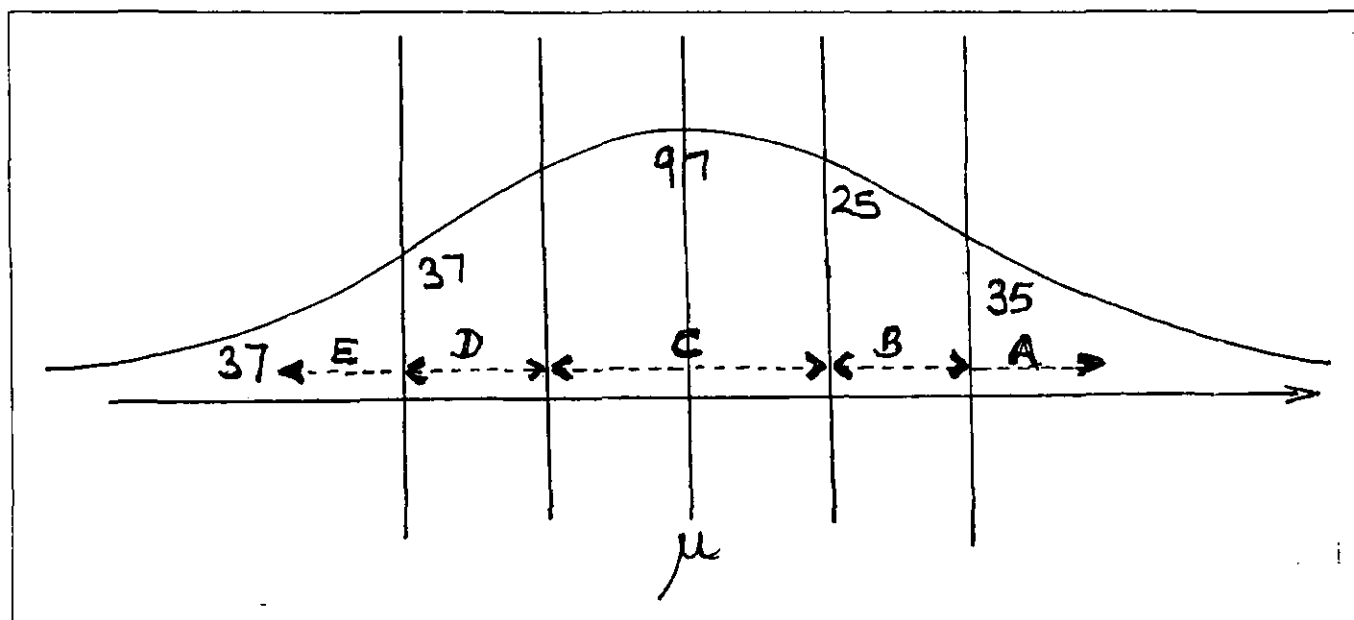
CLASS – XII

MEAN PERFORMANCE INDEX : 55.39

SUBJECT : ENGLISH CORE

STANDARD DEVIATION : 7.39

TOTAL JNVs : 231



Category	JNV	No. Appeared	Pass %	Perf. Index
'A'	Ernakulam	70	100.0	75.14
	Karimnagar	30	100.0	71.87
	Palghat	42	100.0	71.0
	Osmanabad	06	100.0	76.83
	Sagar	17	100.0	68.76
	Khargone	50	100.0	64.82
	Rajnandgaon	28	100.0	63.32
	Baramulla	07	100.0	67.43
	Chamba	07	100.0	63.57
	Anantnag	19	100.0	62.79

<i>Category</i>	<i>JNV</i>	<i>No. Appeared</i>	<i>Pass %</i>	<i>Perf. Index</i>
'A'	Mallapuram	67	100.0	70.15
	Kodagu	35	100.0	69.57
	Adilabad	18	100.0	69.56
	Dharwad	34	100.0	68.74
	Cannanore	50	100.0	68.12
	Hassan	27	100.0	66.30
	Prakasam	11	100.0	67.09
	Calicut	56	100.0	65.95
	Chitradurga	24	100.0	65.25
	Tumkur	20	100.0	64.80
	Trichur	85	100.0	64.47
	Alleppey	48	100.0	64.40
	Idukki	65	98.46	63.58
	North Canara	27	100.0	63.26
	Nalgonda	19	100.0	63.11
	Baran	35	100.0	62.94
	Aurangabad	15	100.0	63.73
	Muzaffarpur	30	100.0	63.60
	Madhubani	36	100.0	62.86
	S. Goa	14	100.0	66.07
	Kheda	27	100.0	65.63
	Dibang Valley	44	97.73	64.55
	Imphal	65	100.0	64.29
Ukhrul	31	100.0	64.06	
Karimganj	18	100.0	63.22	
'B'	Mayurbhanj	41	100.0	61.66
	Mandi	53	100.0	61.94
	Kangra	42	100.0	61.07
	Jammu	39	100.0	60.79
	Kottayam	73	100.0	62.18
	Khammam	21	95.24	62.38
	Srikakulam	27	100.0	62.81
	Kasargod	67	100.0	61.49
E. Godavari	47	100.0	61.32	

<i>Category</i>	<i>JNV</i>	<i>No. Appeared</i>	<i>Pass %</i>	<i>Perf. Index</i>
'B'	Bellery	35	100.0	60.86
	Kolar	11	100.0	60.73
	Mysore	23	100.0	60.65
	Pathnamthitta	54	98.15	60.52
	Cuddapah	25	100.0	60.52
	Kurnool	37	100.0	60.32
	Jaffarpur Kalan	35	97.14	62.63
	Almora	40	100.0	61.0
	Mau	27	100.0	60.07
	Munger	67	100.0	62.25
	Samastipur	69	100.0	61.29
	W. Champaran	32	100.0	60.19
	Chandrapur	20	100.0	61.65
	Sangli	14	100.0	61.64
	Ahmednagar	16	100.0	59.94
	Thoubal	60	98.33	60.90
'C'	Total Number of JNVs = 97			
'D'	Sehore	53	96.23	51.68
	Sundergarh	54	100.0	51.52
	Koraput	27	100.0	51.04
	Sidhi	48	93.75	50.94
	Seoni	52	100.0	50.56
	Shivpuri	42	100.0	50.02
	Balasore	31	96.77	48.97
	Bilaspur	78	97.44	48.86
	Damoh	23	100.0	48.35
	Udhampur	45	95.56	51.87
	Shimla	49	93.88	51.63
	Fatehgarh Sahib	26	100.0	51.12
	Kapurthala	35	97.14	59.54
	Bangalore	36	94.44	50.06
	Gulbarga	14	100.0	49.79
	Kalapet	21	100.0	49.67
Karaikal	15	93.33	48.0	

<i>Category</i>	<i>JNV</i>	<i>No. Appeared</i>	<i>Pass %</i>	<i>Perf. Index</i>
'D'	Jind	27	100.0	51.04
	Jhalawar	38	100.0	50.55
	Dungarpur	23	100.0	48.78
	Ajmer	40	97.50	48.58
	Bhiwani	28	100.0	48.39
	Tonk	45	95.56	48.16
	Muzaffarnagar	55	89.09	51.67
	Mathura	50	94.0	51.48
	Lalitpur	41	100.0	51.0
	Unnao	36	94.44	50.94
	Farrukhabad	43	97.67	50.86
	Ballia	56	96.43	48.46
	Bhojpur	102	99.02	50.76
	Nawada	26	96.15	50.69
	Purnea	35	97.14	49.89
	Banka	28	100.0	48.71
	Latur	22	86.26	51.45
	Amrawati	37	100.0	51.05
	W. Sikkim	52	100.0	50.71
	E. Kemonong	24	95.83	49.79
'E'	Dhenkenal	22	100.0	47.36
	Keonjhar	64	87.50	46.53
	Durg	25	96.00	44.40
	Bolangir	85	92.94	44.31
	Rajgarh	32	87.50	42.63
	Chattarpur	32	87.50	43.19
	Tikamgarh	41	85.37	42.61
	Dhar	22	86.36	42.50
	Phulbani	47	85.11	41.62
	Bhind	23	95.65	41.48
	Ferozpur	18	100.0	47.83
	Andaman	21	100.0	47.05
	Guntur	49	95.92	45.49
	Bidar	35	91.43	43.37

<i>Category</i>	<i>JNV</i>	<i>No. Appeared</i>	<i>Pass %</i>	<i>Perf. Index</i>
'E'	Barmer	55	94.55	47.95
	Sriganganagar	29	100.0	46.10
	Mungeshpur	48	85.42	45.79
	Chittorgarh	37	97.30	44.73
	Jaisalmer	30	96.67	43.67
	Churu	48	91.67	43.50
	Bhilwara	20	100.0	42.10
	Nagaur	35	77.14	42.09
	Pali	33	78.79	42.00
	Sirsa	28	89.29	40.93
	Jaunpur	33	93.94	47.12
	Jhansi	22	95.45	46.86
	Uttarkashi	24	95.83	46.38
	Rai-Bareilly	37	86.49	45.62
	Gaziabad	30	76.67	41.13
	Dumka	63	76.19	42.48
	Ranchi	73	93.15	41.66
	Gadchiroli	32	90.63	47.44
	Bharuch	20	100.0	42.65
	Aizawl	10	90.0	46.40
	Sonepat	13	100.0	39.46
	Sultanpur	56	89.29	38.34
	Gonda	71	70.42	37.28

SUBJECT-WISE QUALITATIVE ANALYSIS
CBSE PUBLIC EXAMINATIONS – 1999

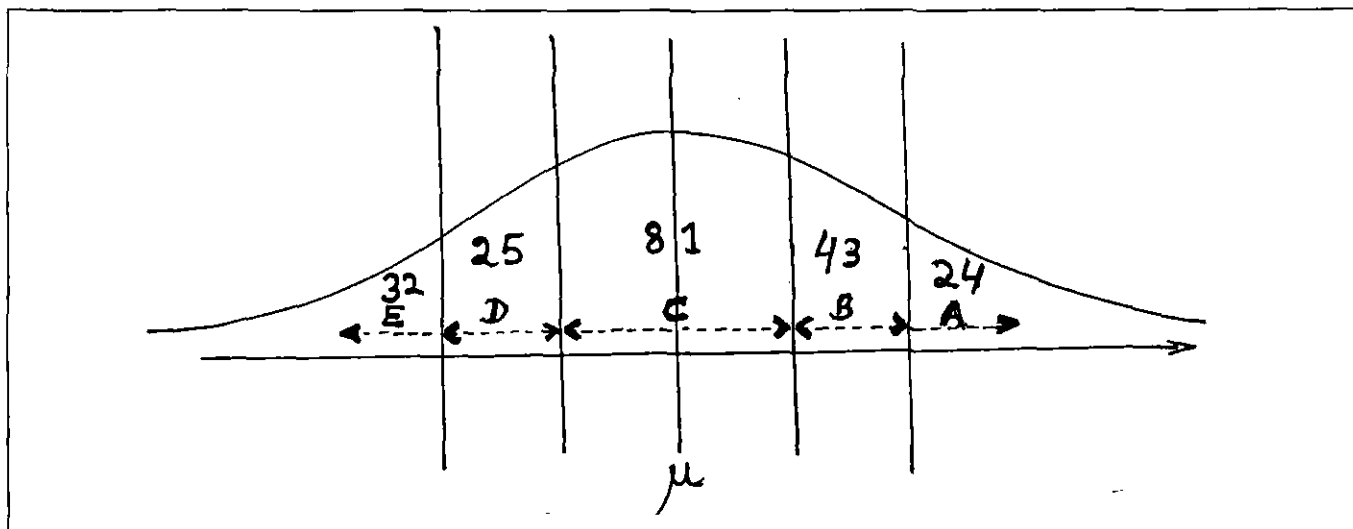
CLASS – XII

SUBJECT : HINDI CORE

MEAN PERFORMANCE INDEX : 64.49

STANDARD DEVIATION : 8.01

TOTAL JNVs : 205



Category	JNV	No. Appeared	Pass %	Perf. Index
'A'	Raipur	30	100.0	73.83
	Sagar	11	100.0	73.36
	Durg	22	100.0	73.18
	Hamirpur	55	100.0	75.89
	Kangra	37	100.0	75.16
	Sangrur	05	100.0	74.80
	Mandi	48	100.0	73.79
	Fatehgarhsahib	25	100.0	73.60
	Minicoy	01	100.0	80.00
	Kodagu	04	100.0	76.50
	Pathnamthitta	12	100.0	76.08
	Rewari	19	100.0	79.21
	Mohindergarh	50	100.0	74.18
	Bhadohi	27	100.0	78.81
	Agra	24	100.0	76.92
	Bulandshahr	38	100.0	76.68

<i>Category</i>	<i>JNV</i>	<i>No. Appeared</i>	<i>Pass %</i>	<i>Perf. Index</i>
'A'	T. Garhwal	20	100.0	73.05
	Ahmednagar	06	100.0	79.67
	Chandrapur	03	100.0	78.67
	S. Goa	05	100.0	78.60
	Nagpur	04	100.0	77.50
	Gadchiroli	21	100.0	77.33
	Latur	22	100.0	76.00
	Buldana	24	100.0	75.67
'B'	Khargone	47	100.0	71.60
	Sidhi	22	100.0	71.50
	Datia	14	100.0	71.07
	Damoh	22	100.0	70.23
	Tikamgarh	09	100.0	70.22
	Hoshangabad	34	100.0	69.15
	Ganjam	01	100.0	69.0
	Indore	21	100.0	68.95
	Seoni	52	100.0	68.69
	Una	53	100.0	71.13
	Nawanshahar	18	100.0	71.89
	Sirmour	64	100.0	70.06
	Chandigarh	40	100.0	68.88
	Chitradurga	13	100.0	70.54
	Alleppey	05	100.0	70.40
	W. Godawari	17	100.0	69.65
	Medak	02	100.0	69.50
	Rajsamand	21	100.0	71.67
	Sonepat	13	100.0	71.46
	Bhiwani	23	100.0	71.39
	Chitradurga	37	100.0	71.35
	Hissar	15	100.0	71.27
Jhalawar	38	100.0	69.03	
Kaithal	40	100.0	68.97	
Farrukhabad	28	100.0	72.43	
Basti	23	100.0	71.48	

<i>Category</i>	<i>JNV</i>	<i>No. Appeared</i>	<i>Pass %</i>	<i>Perf. Index</i>
'B'	Gonda	41	100.0	71.39
	Bareilly	22	100.0	71.27
	Sitapur	37	100.0	70.70
	Sultanpur	33	100.0	70.27
	Unnao	36	100.0	69.39
	Godda	19	100.0	71.53
	Purnea	33	100.0	70.82
	Gaya	15	100.0	69.87
	Saharsa	30	100.0	69.87
	Madhubani	30	100.0	69.23
	Banka	16	100.0	69.06
	Samastipur	64	100.0	69.03
	Gumla	26	100.0	69.73
	Nalanda	50	100.0	68.70
	Singhbhum	57	100.0	68.49
	Amravati	06	100.0	71.83
	Karimganj	03	100.0	69.67
	'C'	Total Number of JNVs = 81		
'D'	Cuttack	32	100.0	59.16
	Kalahandi	07	100.0	58.0
	Sundergarh	40	100.0	57.58
	Kapurthala	35	100.0	60.06
	Ferozpur	14	100.0	59.79
	Udhampur	28	100.0	57.68
	Ropar	19	100.0	57.42
	Parkasam	01	100.0	60.0
	Bellery	20	100.0	59.75
	Ernakulam	25	100.0	59.12
	Chittoor	09	100.0	58.78
	Nizamabad	48	100.0	58.21
	Mallapuram	28	100.0	57.79
	Rangareddy	24	100.0	57.50
	Karaikal	04	100.0	57.25
Kurnool	17	100.0	56.76	

<i>Category</i>	<i>JNV</i>	<i>No. Appeared</i>	<i>Pass %</i>	<i>Perf. Index</i>
'D'	Mysore	06	100.0	56.50
	Jhajjar	08	100.0	58.88
	Ballia	54	100.0	59.54
	Uttarkashi	24	100.0	58.0
	Darbhanga	33	100.0	60.45
	Ranchi	73	100.0	60.08
	Bharuch	20	100.0	50.85
	E. Garo Hills	61	100.0	58.18
	Ri-bhoi	07	100.0	56.57
'E'	Koraput	17	100.0	56.18
	Rajnandgaon	23	97.42	50.70
	Mayurbhanj	17	100.0	56.12
	Balangir	68	100.0	55.37
	Phulbani	35	100.0	53.23
	Vizianagaram	10	100.0	56.10
	Krishna	18	94.44	56.22
	Raichur	21	100.0	55.95
	Nellore	12	100.0	55.17
	Warangal	33	100.0	54.82
	Dharwad	02	100.0	54.50
	E. Godawari	24	100.0	54.46
	Vishakhapatnam	08	100.0	54.25
	Guntur	49	100.0	53.71
	Tumkur	05	100.0	53.40
	Nalgonda	15	100.0	52.07
	Bidar	15	86.67	49.40
	Kolar	03	100.0	48.67
	Sriganganagar	29	100.0	56.45
	Surat	05	100.0	56.20
	Jaintia Hills	25	100.0	54.44
	Keonjhar	37	100.0	48.11
	Bellary	02	100.0	48.00
Kalapet	16	87.50	44.44	
Gulbarga	02	100.0	42.50	

<i>Category</i>	<i>JNV</i>	<i>No. Appeared</i>	<i>Pass %</i>	<i>Perf. Index</i>
'E'	Thoubal	22	100.0	48.23
	Ukhrul	06	100.0	48.00
	Imphal	24	100.0	43.83
	Churachandpur	11	100.0	40.45
	Senapati	29	96.55	39.07
	Aizawl	10	90.00	34.60
	Balasore	07	100.00	53.71

SUBJECT-WISE QUALITATIVE ANALYSIS
CBSE PUBLIC EXAMINATIONS – 1999

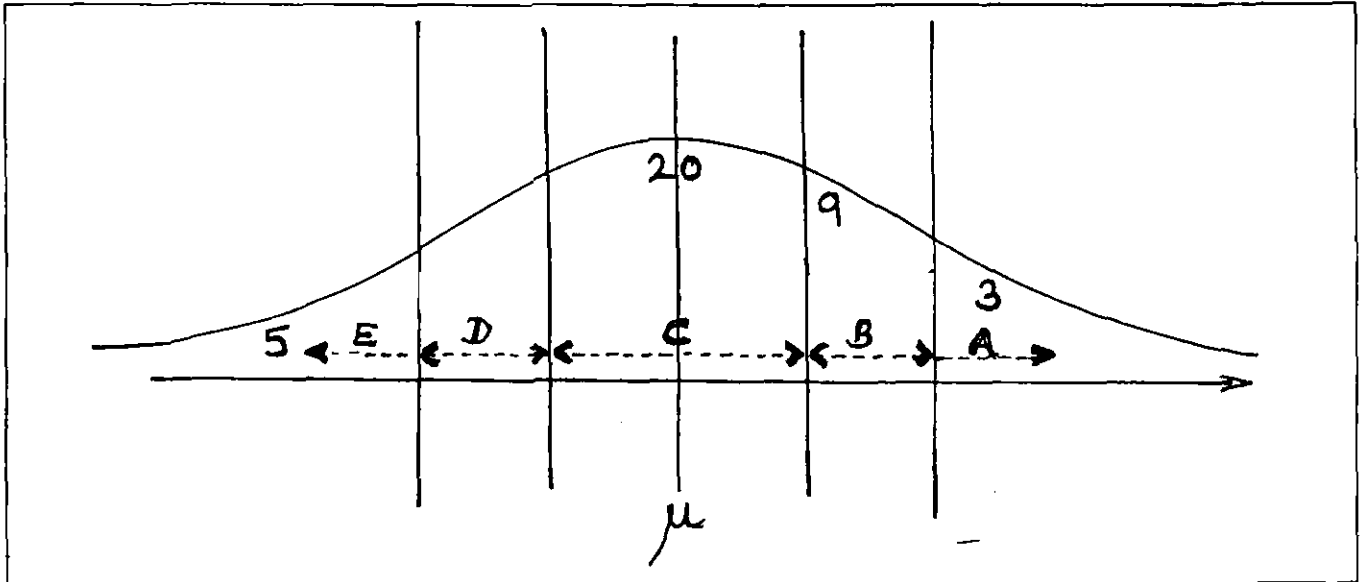
CLASS – XII

MEAN PERFORMANCE INDEX : 63.42

SUBJECT : HINDI ELECTIVE

STANDARD DEVIATION : 7.70

TOTAL JNVs : 37



Category	JNV	No. Appeared	Pass %	Perf. Index
'A'	Wardha	03	100.0	76.0
	Nagaur	29	100.0	71.41
	Lalitpur	22	100.0	72.55
'B'	Shivpuri	42	100.0	70.98
	Shahdole	37	100.0	70.46
	Chattarpur	25	100.0	68.80
	Tikamgarh	30	100.0	68.67
	Raipur	51	100.0	67.63
	Andaman	07	100.0	67.43
	Mohindergarh	17	100.0	69.47
	Jhajjar	39	100.0	69.05
	Sitapur	26	100.0	67.85
	'C'	Total Number of JNVs = 20		
'D'	NIL			
'E'	Dibang Valley	07	100.0	53.86
	Lohit	17	100.0	51.41
	Surat	06	83.33	38.83
	Bijapur	05	100.0	44.60
	East Kemong	24	100.0	47.08

SUBJECT-WISE QUALITATIVE ANALYSIS
CBSE PUBLIC EXAMINATIONS – 1999

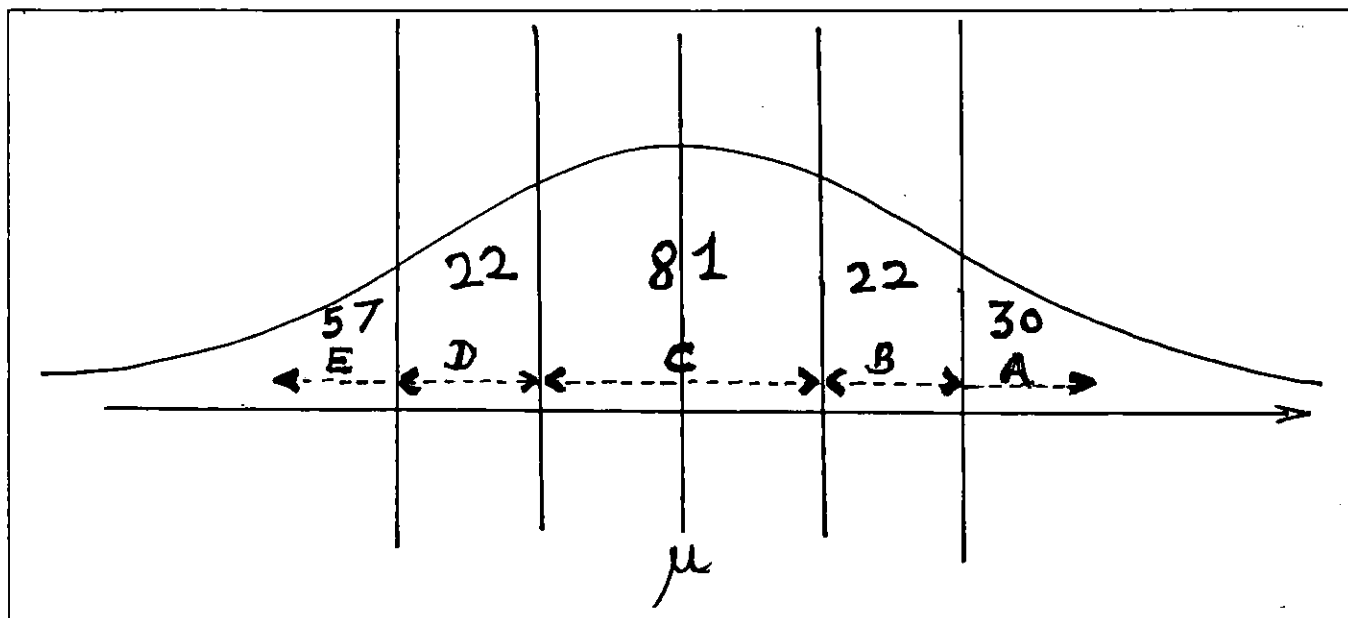
CLASS – XII

MEAN PERFORMANCE INDEX : 55.88

SUBJECT : MATHEMATICS

STANDARD DEVIATION : 9.04

TOTAL JNVs : 212



Category	JNV	No. Appeared	Pass %	Perf. Index
'A'	Alwar	07	100.0	84.86
	Baran	10	100.0	79.00
	Chittorgarh	10	100.0	77.40
	Jhalawar	07	100.0	77.57
	Shimla	08	100.0	67.25
	Srikakulam	16	100.0	70.06
	Dharwad	32	100.0	67.59
	Mysore	17	100.0	67.29
	Chitradurga	11	100.0	67.09
	Medak	21	100.0	66.14
	Prakasam	10	100.0	65.60
	Mandya	29	96.55	65.48
	Jodhpur	04	100.0	73.0
	Ajmer	07	100.0	65.57
	Palli	02	100.0	67.00
	Hissar	07	100.0	66.14
	Barmer	05	100.0	65.40

<i>Category</i>	<i>JNV</i>	<i>No. Appeared</i>	<i>Pass %</i>	<i>Perf. Index</i>
'A'	Nagaur	06	100.0	65.17
	Kanpur	12	100.0	72.92
	Farukhabad	26	100.0	72.50
	Nainital	18	100.0	72.22
	Unnao	08	100.0	71.0
	Mirzapur	10	100.0	66.40
	Madhubani	18	100.0	72.89
	Saharsa	19	100.0	69.11
	Nalanda	06	100.0	67.83
	Darbhanga	15	100.0	65.20
	Samastipur	28	100.0	65.14
	South Goa	11	100.0	70.36
	Amrawati	15	100.0	68.67
	'B'	Hassan	12	100.0
Bellary		33	100.0	63.64
Khammam		16	100.0	63.38
Vishakhapatnam		27	100.0	63.26
N. Canara		26	96.15	63.04
Karaikal		11	100.0	61.64
Cuddapah		20	95.0	61.55
Nizamabad		29	100.0	61.34
Cannanore		49	100.0	61.22
Bangalore		12	100.0	60.83
Jalore		03	100.0	62.67
Rajasmand		11	100.0	62.36
Jhajjar		16	100.0	61.88
Churu		04	100.0	61.0
Jaipur		16	100.0	60.63
Bharaich		09	100.0	64.44
Bulandshahr		11	100.0	63.91
Faizabad		08	100.0	62.38
Allahabad		18	100.0	61.0
Gorakhpur		19	100.0	60.47
West Champaran		12	100.0	63.92
Kheda		23	100.0	64.30
'C'		Total Number of JNVs = 81		
'D'	Udhampur	16	100.0	59.56
	Kangra	26	100.0	59.04
	Anantnag	13	100.0	58.46
	Chamba	03	100.0	58.0

<i>Category</i>	<i>JNV</i>	<i>No. Appeared</i>	<i>Pass %</i>	<i>Perf. Index</i>	
'D'	Idukki	28	92.86	50.25	
	Kalapet	05	100.0	50.20	
	Adilabad	05	100.0	49.20	
	Shimoga	26	96.15	49.0	
	Andaman	14	92.86	48.57	
	Sikar	11	90.91	49.73	
	Kaithal	16	100.0	48.81	
	Azamgarh	16	93.75	49.63	
	Gazipur	18	88.89	49.44	
	Mathura	18	88.89	49.41	
	Lohardega	14	92.86	51.21	
	Purnea	14	92.86	50.79	
	Bhojpur	36	86.11	50.47	
	Bishanpur (Begusarai)	15	93.33	49.47	
	Gaya	03	100.0	49.33	
	Porbandar	30	86.67	47.07	
	S. Tripura	22	100.0	49.82	
	Ri-Bhoi	11	100.0	47.36	
	'E'	Durg	14	78.57	46.71
		Keonjhar	26	88.46	46.42
Hoshangabad		19	94.74	45.84	
Bolangir		17	94.12	45.41	
Kathua		15	93.33	44.73	
Sirmour		22	86.36	43.68	
Ropar		04	100.0	42.50	
Jammu		18	94.44	40.11	
Chittoor		08	100.0	45.88	
Alleppey		43	81.40	43.93	
Bidar		20	90.0	41.80	
Minicoy		05	100.0	41.20	
Mungeshpur		25	88.0	46.16	
Jaunpur		16	93.75	46.75	
Basti		10	90.0	46.00	
Jhansi		11	81.81	42.55	
Meerut		24	91.67	41.00	
Sultanpur		17	82.35	40.88	
Rai-bareilly		09	66.67	40.56	
Gonda		18	72.22	39.83	
Gaziabad	09	77.78	39.67		
Dumka	14	85.71	43.64		

<i>Category</i>	<i>JNV</i>	<i>No. Appeared</i>	<i>Pass %</i>	<i>Perf. Index</i>
'E'	Ahmednagar	10	100.0	45.90
	Wardha	09	100.0	43.89
	Sangli	14	92.86	42.57
	Osmanabad	06	83.33	39.33
	Lohit	22	77.27	45.59
	Imphal	41	82.93	39.95
	Sangrur	03	66.67	30.00
	Gulbarga	12	83.33	37.00
	Lalitpur	09	77.78	34.11
	West Tripura	22	63.64	34.73
	West Sikkim	17	52.94	28.35
	Datia	07	100.0	50.0
	Chhatarpur	08	100.0	56.25
	Rajnandgaon	13	100.0	56.08
	Indore	13	100.0	54.85
	Dewas	15	100.0	53.93
	Narsinghpur	22	100.0	53.91
	Mandsaur	18	94.44	53.22
	Seoni	06	83.33	52.33
	Balasore	24	95.83	52.33
	Sambalpur	18	100.0	52.06
	Tikamgarh	05	80.0	48.40
	Phulbani	12	91.67	48.33
	Morena	08	87.50	47.50
	Sehore	08	87.50	47.0
	Una	29	100.0	56.30
	Mandi	09	100.0	55.33
	Chandigarh	17	100.0	55.29
	Hamirpur	19	100.0	55.26
	Muktasar	05	100.0	55.20
	Fatehgarh Sahib	03	100.0	55.0
	Nawanshahar	14	100.0	49.86
	Goindwalsahib	08	100.0	49.13
	Baramulla	07	100.0	46.71
	Ferozepur	04	100.0	46.50

SUBJECT-WISE QUALITATIVE ANALYSIS
CBSE PUBLIC EXAMINATIONS – 1999

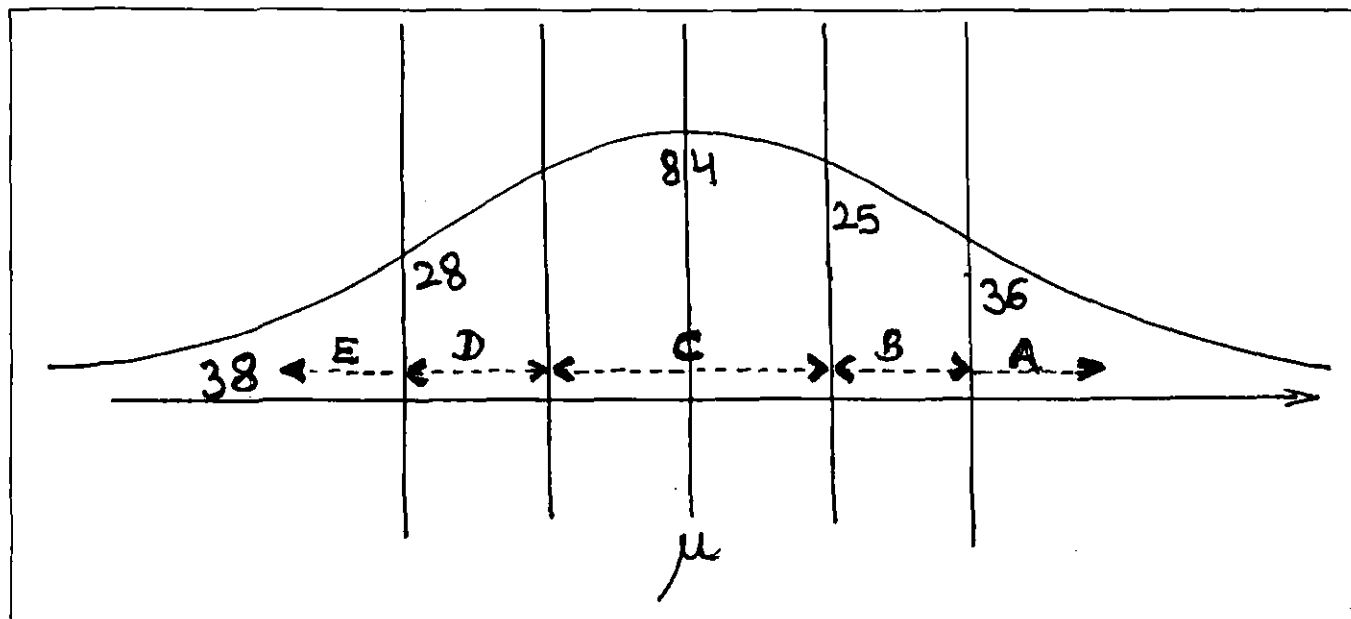
CLASS – XII

SUBJECT : PHYSICS

MEAN PERFORMANCE INDEX : 63.19

STANDARD DEVIATION : 6.97

TOTAL JNVs : 211



Category	JNV	No. Appeared	Pass %	Perf. Index
'A'	Prakasam	11	100.0	84.00
	Chitradurga	11	100.0	81.36
	Bangalore ®	12	100.0	79.58
	Medak	23	100.0	76.65
	Raichur	15	100.0	76.20
	West Godawari	38	100.0	76.13
	Cuddapah	25	100.0	75.52
	Ernakulam	44	100.0	75.34
	Nalgonda	19	100.0	74.84
	Andaman	15	100.0	74.73
	Dharwad	34	100.0	74.56
	Mandya	29	100.0	74.34
	Kasargod	38	100.0	73.95
	Shimoga	28	100.0	73.89

<i>Category</i>	<i>JNV</i>	<i>No. Appeared</i>	<i>Pass %</i>	<i>Perf. Index</i>
'A'	Kolar	11	100.0	73.64
	Srikakulam	27	100.0	72.74
	Palghat	42	100.0	72.69
	Belgaum	33	100.0	72.58
	Rangareddy	21	100.0	72.14
	Ananthapur	29	100.0	72.03
	Chittoor	17	100.0	71.94
	Calicut	46	100.0	71.72
	Vishakhapatnam	35	100.0	71.71
	East Godavari	33	100.0	71.39
	Khammam	21	100.0	70.86
	Guntur	27	100.0	70.74
	Kottayam	52	100.0	70.42
	Vizianagaram	21	95.24	70.38
	Nagaur	07	100.0	76.43
	Chittorgarh	13	100.0	72.85
	Jhalawar	14	100.0	72.21
	Baran	18	100.0	71.17
	Chandrapur	20	95.00	73.60
	Gadchiroli	12	100.0	72.67
S. Goa	14	92.86	71.07	
Nagpur	29	100.0	70.62	
'B'	Dhenkenal	22	100.0	69.05
	Khargone	50	98.0	68.96
	Sagar	17	100.0	67.82
	Cuttack	36	100.0	67.25
	Anantnag	19	100.0	67.26
	Bellery	35	91.43	70.03
	Bidar	25	100.0	69.44
	Karimnagar	30	100.0	69.30
	Mysore	23	100.0	69.04
	Cannanore	50	98.0	68.40
	Hassan	27	96.30	67.59
	Nellore	29	100.0	67.52

<i>Category</i>	<i>JNV</i>	<i>No. Appeared</i>	<i>Pass %</i>	<i>Perf. Index</i>
'B'	N. Canara	27	96.30	67.48
	Bijapur	22	100.0	67.32
	Idukki	36	97.22	66.83
	Krishna	26	96.15	66.69
	Mohindergarh	22	100.0	67.36
	Ajmer	16	100.0	67.94
	Alwar	22	90.0	67.0
	Bulandshahr	14	100.0	68.64
	Kanpur	25	100.0	67.80
	Bhadohi	31	100.0	67.10
	Vaishali	41	100.0	67.68
	Tuljapur	06	100.0	69.83
	Amrawati	21	100.0	68.76
'C'	Total Number of JNVs = 84			
'D'	Damoh	23	86.96	58.87
	Sehore	21	95.24	58.24
	Morena	41	90.24	58.05
	Jabalpur	34	85.29	57.85
	Keonjhar	39	97.44	57.79
	Sundergarh	30	96.67	56.97
	Rajnandgaon	28	89.29	56.89
	Durg	25	80.0	56.40
	Shimla	33	100.0	59.52
	Sirmour	40	90.0	57.70
	Minicoy	06	100.0	58.17
	Jhajjar	19	84.21	56.58
	Bahraich	30	93.33	59.67
	Gorakhpur	40	82.50	57.92
	Azamgarh	27	96.30	57.15
	Mathura	21	80.95	57.10
	Aurangabad	15	80.0	59.47
	Godda	20	85.0	59.05
	Dumka	27	88.89	59.04
	Samastipur	69	88.41	58.61

<i>Category</i>	<i>JNV</i>	<i>No. Appeared</i>	<i>Pass %</i>	<i>Perf. Index</i>
'D'	Ranchi	27	96.30	58.19
	Banka	28	78.57	58.11
	Lohardega	16	87.50	56.81
	Purnea	35	100.0	57.02
	Wardha	12	91.67	59.58
	Surat	35	88.58	58.46
	Karimganj	17	100.0	59.12
	Thoubal	38	94.74	58.50
'E'	Sidhi	27	96.07	53.55
	Narsinghpur	39	94.87	56.0
	Balasore	31	87.10	55.97
	Hoshangabad	37	89.19	55.24
	Balangir	32	78.13	53.66
	Jammu	23	86.96	56.13
	Udhampur	25	92.00	55.40
	Hamirpur	48	97.92	51.44
	Patiala	14	78.57	50.29
	Sangrur	07	57.14	50.00
	Mungeshpur	22	86.36	56.14
	Hissar	15	93.33	55.13
	Dungarpur	11	81.82	53.73
	Sriganganagar	18	83.33	53.56
	Sikar	24	83.33	52.96
	Jhansi	22	86.36	56.00
	Lalitpur	18	77.78	55.39
	Gazipur	39	71.79	53.77
	Meerut	35	74.29	53.09
	Uttarkashi	24	79.17	52.79
	Muzaffarnagar	19	78.95	52.63
	Rai-bareilly	17	70.59	50.82
Ballia	27	66.67	50.19	
Begusarai	32	93.75	56.09	
Nalanda	29	86.21	55.97	
Munger	67	82.09	54.27	

<i>Category</i>	<i>JNV</i>	<i>No. Appeared</i>	<i>Pass %</i>	<i>Perf. Index</i>
'E'	Muzaffarpur	29	62.07	52.34
	Gaya	18	61.11	51.44
	Singhbhum	31	87.10	49.81
	Dibang Valley	44	81.82	55.41
	West Tripura	27	81.48	55.30
	South Tripura	34	73.53	54.18
	E. Garo Hills	11	81.82	53.83
	Lohit	39	74.36	52.28
	Ri-Bhoi	18	66.67	51.50
	Ghaziabad	15	60.00	49.20
	Sultanpur	37	67.57	43.73
	West Sikkim	11	81.82	47.27

SUBJECT-WISE QUALITATIVE ANALYSIS
CBSE PUBLIC EXAMINATIONS – 1999

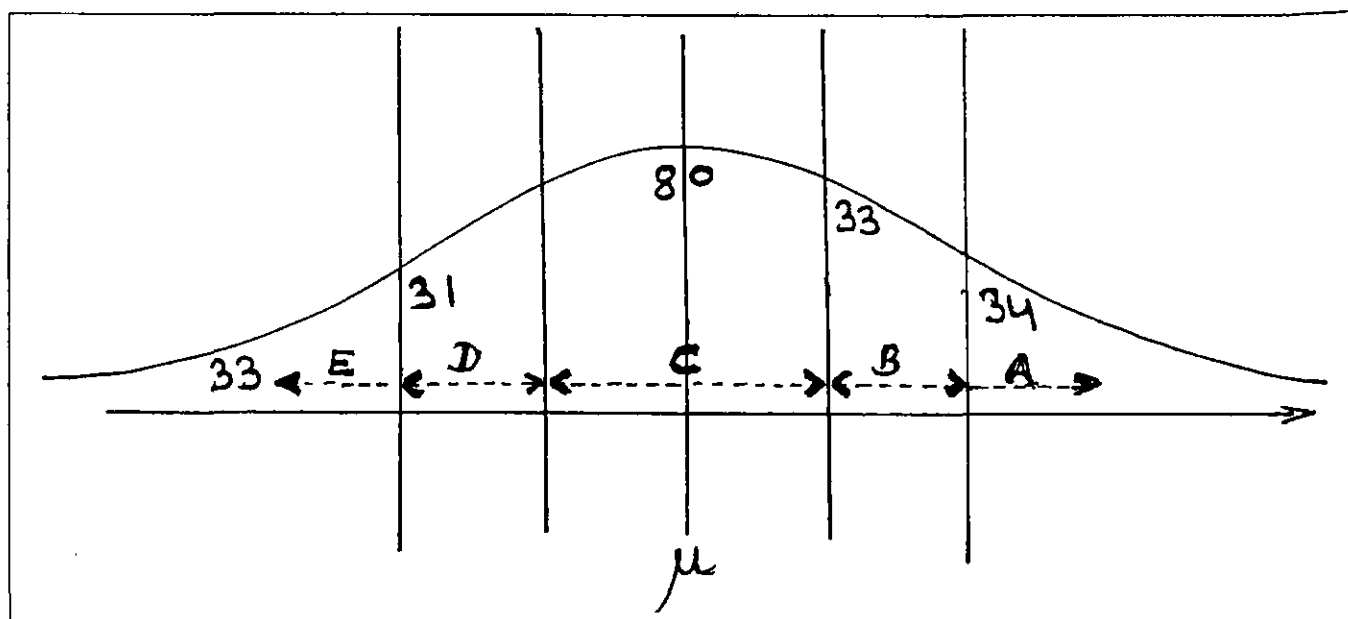
CLASS – XII

MEAN PERFORMANCE INDEX : 62.13

SUBJECT : CHEMISTRY

STANDARD DEVIATION : 5.63

TOTAL JNVs : 211



Category	JNV	No. Appeared	Pass %	Perf. Index
'A'	Palghat	42	100.0	77.02
	Chittorgarh	13	100.0	75.85
	Jhalawar	14	100.0	73.57
	Datia	15	100.0	68.20
	Raipur	30	96.67	67.97
	Kangra	42	100.0	67.81
	Chitradurga	11	100.0	73.36
	Vishakhapatnam	35	100.0	72.91
	Bangalore (R)	12	100.0	72.00
	Prakasam	11	100.0	71.09
	Medak	23	100.0	71.04
	Kurnool	37	100.0	70.78
	Dharwad	34	97.06	70.68
	Karaikal	15	100.0	70.40

<i>Category</i>	<i>JNV</i>	<i>No. Appeared</i>	<i>Pass %</i>	<i>Perf. Index</i>
'A'	Karimnagar	30	100.0	70.30
	Rangareddy	21	100.0	70.29
	Andaman	15	100.0	70.00
	Cuddapah	25	92.0	69.52
	Cannanore	50	98.0	69.38
	Kasargod	38	97.37	68.87
	Mandya	29	100.0	68.59
	Bellery	35	97.14	68.57
	Ernakulam	44	100.0	68.30
	Kottayam	52	100.0	67.83
	Ajmer	16	100.0	70.69
	Baran	18	100.0	69.94
	Nagaur	07	100.0	69.86
	Rewari	20	100.0	67.85
	Bulandshahr	14	100.0	68.43
	Saharsa	34	100.0	70.26
	West Champaran	32	93.75	68.38
	South Goa	14	100.0	70.43
	Kheda	27	100.0	69.19
	Chandrapur	20	100.0	68.70
'B'	Sidhi	27	96.30	67.44
	Cuttack	36	100.0	67.08
	Rajnandgaon	28	100.0	66.46
	Chattarpur	32	96.88	65.91
	Kalahandi	22	95.45	65.73
	Chamba	07	100.0	67.0
	Fatehgarhsaheb	07	100.0	66.29
	Shimla	33	100.0	66.06
	Chandigarh	24	100.0	65.42
	W. Godavari	38	100.0	67.61
	Srikakulam	27	100.0	67.44
	Pathnamthitta	54	98.15	66.83
	Kodagu	21	100.0	66.81
	Calicut	46	100.0	66.74

<i>Category</i>	<i>JNV</i>	<i>No. Appeared</i>	<i>Pass %</i>	<i>Perf. Index</i>
'B'	Kolar	11	90.91	66.73
	Nellore	29	100.0	66.62
	Trichur	44	100.0	66.27
	Bellery	33	96.97	65.97
	Vizianagaram	21	100.0	65.95
	Bijapur	22	100.0	65.91
	Mysore	23	100.0	65.17
	Ananthapur	29	96.55	65.14
	Mohindergarh	22	100.0	67.50
	Kaithal	17	100.0	67.06
	Faridabad	28	96.43	66.86
	Palli	18	94.44	66.56
	Alwar	20	80.0	65.25
	Unnao	16	100.0	65.94
	Tehri Garhwal	23	100.0	65.48
	Madhubani	36	97.22	65.36
	Gadchiroli	12	100.0	66.17
	Sangli	14	100.0	65.79
	Amrawati	20	95.0	65.70
'C'	Total Number of JNVs = 80			
'D'	Ganjam	24	87.50	57.38
	Jabalpur	34	88.24	57.0
	Anantnag	19	94.74	57.89
	Sirmour	40	75.0	57.0
	Mallapuram	67	94.03	58.99
	Jhajjar	19	94.74	58.68
	Jodhpur	12	100.0	58.25
	Sikar	24	95.83	57.67
	Dungarpur	11	100.0	57.36
	Jalore	23	100.0	57.09
	Jaipur	27	74.07	56.74
	Basti	28	89.29	59.18
	Lalitpur	18	94.44	58.67
Gazipur	38	84.62	57.97	

<i>Category</i>	<i>JNV</i>	<i>No. Appeared</i>	<i>Pass %</i>	<i>Perf. Index</i>
'D'	Gonda	41	87.80	57.63
	Mau	27	85.19	57.19
	Jhansi	22	86.36	56.86
	Bahraich	30	86.67	56.53
	Gaya	18	88.89	58.28
	Banka	28	82.14	57.79
	Dumka	27	85.19	57.78
	Lohardega	16	87.50	57.75
	Muzaffarpur	30	83.33	57.73
	Purnea	35	94.29	57.63
	Godda	20	95.0	57.0
	Nagpur	29	89.66	58.48
	Imphal	41	97.56	59.0
	E. Garo Hills	11	90.91	59.0
	Dibang Valley	44	90.91	58.09
	Thoubal	38	100.0	57.37
	W. Tripura	27	81.48	57.33
'E'	Koraput	13	93.28	51.83
	Hoshangabad	37	94.59	54.76
	Tikamgarh	11	81.82	56.00
	Balangir	32	75.00	55.56
	Sehore	21	90.48	54.29
	Faridkot	13	61.54	56.31
	Nawanshahar	25	92.00	55.52
	Kathua	27	92.59	55.00
	Sangrur	07	57.14	52.86
	Alleppey	48	89.58	55.69
	Gulbarga	14	92.86	55.57
	Sriganganagar	18	83.33	55.00
	Hissar	15	100.0	54.07
	Jaffarpur Kalan	21	71.43	52.90
	Bhadohi	31	87.10	56.23
	Mathura	21	85.71	53.90
	Ballia	27	66.67	53.48

<i>Category</i>	<i>JNV</i>	<i>No. Appeared</i>	<i>Pass %</i>	<i>Perf. Index</i>
'E'	Meerut	35	85.71	53.40
	Uttarkashi	24	79.17	52.71
	Sultanpur	37	70.27	51.76
	Mirzapur	25	64.00	51.16
	Munger	67	79.10	52.64
	Ahmednagar	16	100.0	56.38
	Surat	35	82.86	54.06
	South Tripura	34	97.06	56.26
	Lohit	39	87.18	55.77
	West Sikkim	11	81.82	53.82
	Keonjhar	40	85.00	50.78
	Patiala	14	64.29	46.64
	Minicoy	06	66.67	50.00
	Rai-bareilly	17	70.59	48.82
	Muzaffarnagar	19	52.63	48.16
	Ghaziabad	15	33.33	45.07

SUBJECT-WISE QUALITATIVE ANALYSIS
CBSE PUBLIC EXAMINATIONS – 1999

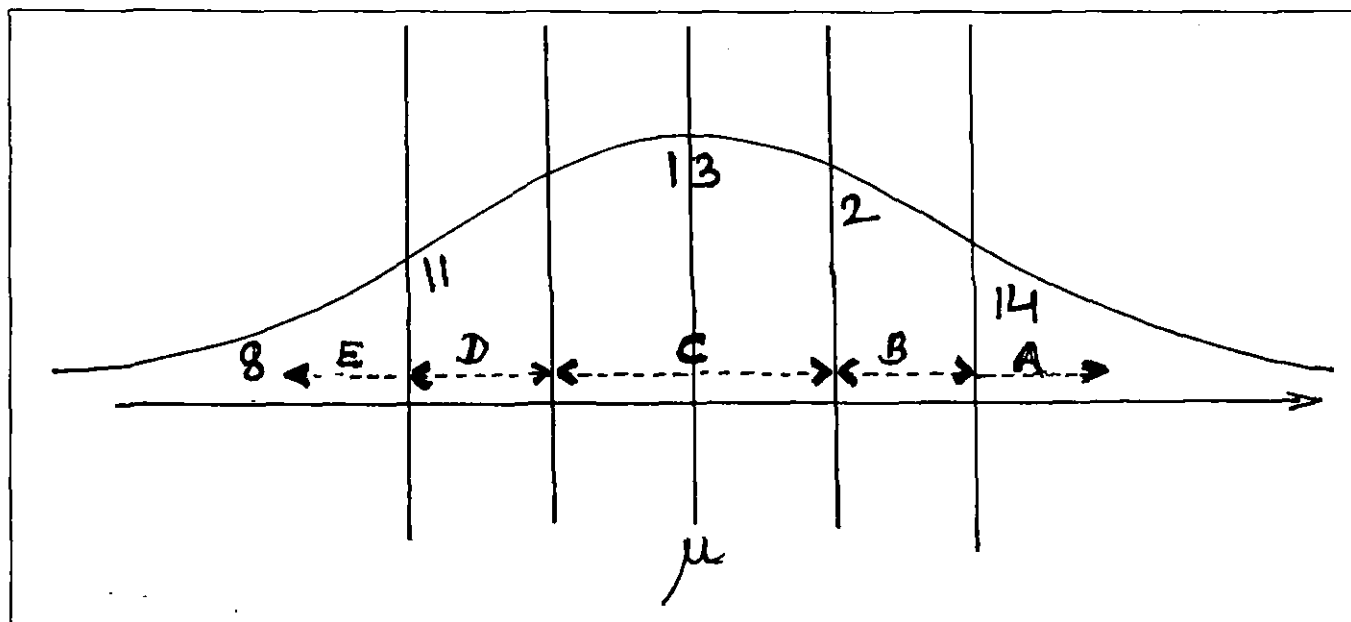
CLASS – XII

SUBJECT : ACCOUNTANCY

MEAN PERFORMANCE INDEX : 60.38

STANDARD DEVIATION : 16.45

TOTAL JNVs : 48



Category	JNV	No. Appeared	Pass %	Perf. Index
'A'	Kalapet	13	100.0	89.15
	Kodagu	14	100.0	87.71
	Shimoga	17	100.0	85.41
	Kottayam	21	100.0	84.71
	Raichur	21	100.0	84.67
	Trichur	41	100.0	84.63
	Mandya	20	100.0	82.65
	Ernakulam	26	100.0	81.31
	Medak	22	100.0	81.23
	Kasargod	29	100.0	81.21
	Vishakhapatnam	41	100.0	80.80
	Belgaum	20	100.0	80.45
	Rangareddy	35	100.0	80.17
	Amrawati	15	100.0	80.53

<i>Category</i>	<i>JNV</i>	<i>No. Appeared</i>	<i>Pass %</i>	<i>Perf. Index</i>
'B'	Guntur	22	100.0	71.36
	Chittoor	16	100.0	70.81
'C'	Total Number of JNVs = 13			
'D'	Sundergarh	24	91.67	48.50
	Ropar	30	90.0	48.67
	Chandigarh	20	95.0	47.80
	Jammu	16	93.75	46.94
	Mungeshpur	26	84.62	50.81
	Bahraich	26	92.31	50.46
	Nainital	38	92.11	50.32
	Bulandshahr	35	88.57	48.97
	Bhojpur	44	93.18	50.36
	Lohardega	42	90.48	46.86
	Imphal	13	100.0	50.77
	'E'	Una	37	89.19
Kanpur		17	88.24	43.41
Mathura		29	79.31	40.24
Ballia		20	75.00	39.85
Muzaffarnagar		36	72.22	39.31
Raibareilly		20	80.0	39.30
West Sikkim		14	78.57	37.64
East Kemong	07	71.43	32.29	

SUBJECT-WISE QUALITATIVE ANALYSIS
CBSE PUBLIC EXAMINATIONS – 1999

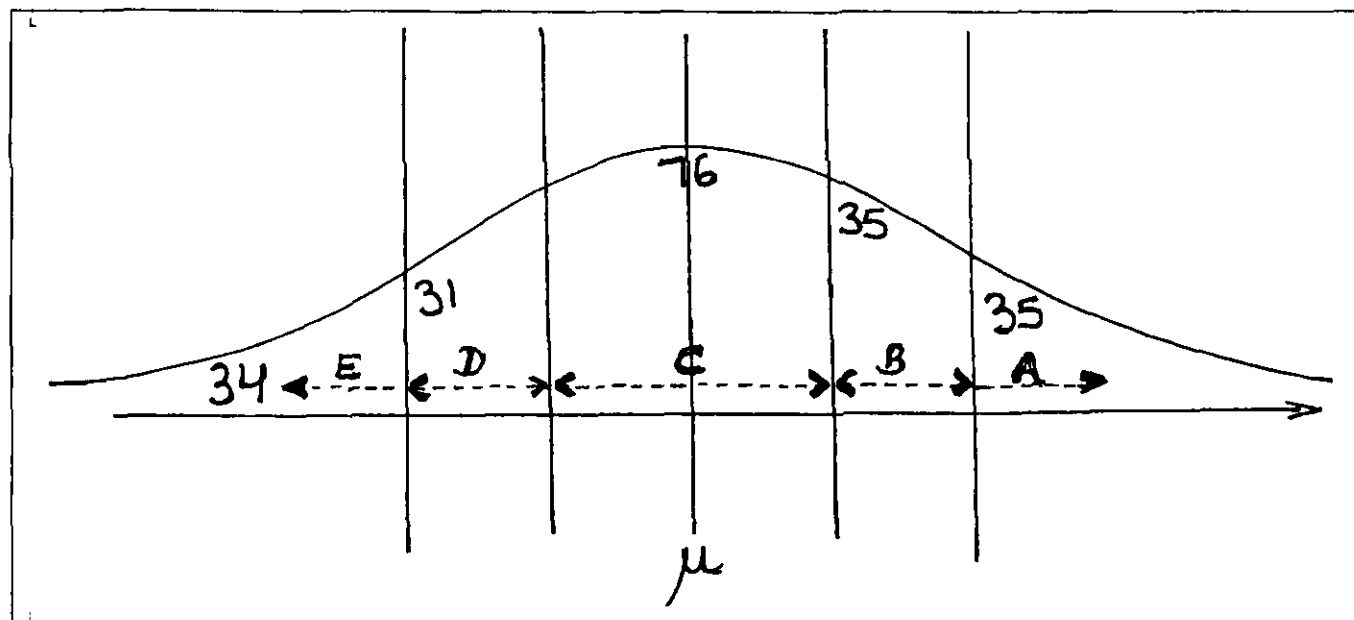
CLASS – XII

SUBJECT : BIOLOGY

MEAN PERFORMANCE INDEX : 68.94

STANDARD DEVIATION : 8.03

TOTAL JNVs : 211



Category	JNV	No. Appeared	Pass %	Perf. Index
'A'	Chitradurga	11	100.0	86.55
	Prakasam	11	100.0	85.09
	South Goa	12	100.0	82.42
	Chandrapur	20	100.0	79.0
	Nagpur	29	100.0	78.24
	Mysore	23	100.0	83.48
	Calicut	46	100.0	83.46
	Kalapet	08	100.0	83.13
	Palghat	42	100.0	82.60
	Bangalore (R)	12	100.0	82.50
	Raichur	15	100.0	82.27
	Tumkur	20	100.0	81.55
	Ernakulam	44	100.0	80.00
	Medak	23	100.0	79.91

<i>Category</i>	<i>JNV</i>	<i>No. Appeared</i>	<i>Pass %</i>	<i>Perf. Index</i>
'A'	Rangareddy	21	100.0	79.90
	Trichur	44	100.0	79.77
	Hassan	27	100.0	79.59
	Cannanore	50	100.0	79.46
	Bellary	35	100.0	79.09
	Dharwad	34	100.0	78.91
	Kottayam	52	100.0	78.77
	Mandya	29	100.0	78.66
	Mallapuram	67	100.0	78.64
	Adilabad	13	100.0	78.31
	West Godawari	27	100.0	77.59
	Nalgonda	12	100.0	77.58
	Vishakhapatnam	35	100.0	77.31
	Andaman	15	100.0	77.27
	Srikakulam	11	100.0	77.09
	Nagaur	07	100.0	83.00
	Chittorgarh	03	100.0	82.33
	Baran	15	100.0	82.20
	Kaithal	03	100.0	80.67
	'B'	Palli	16	100.0
Dumka		14	100.0	77.50
Sidhi		13	100.0	76.69
Datia		09	100.0	75.11
Rajnandgaon		20	100.0	73.85
Junagarh		31	100.0	76.45
Gadchiroli		12	100.0	75.42
Amravati		21	100.0	75.33
Tuljapur		06	100.0	74.67
Shimoga		28	100.0	76.93
Kodagu		21	100.0	76.81
Kasargod		38	100.0	76.76
Pathnamthitta		54	100.0	76.74
Chittoor		17	100.0	76.35
Vizianagaram		21	100.0	76.29

<i>Category</i>	<i>JNV</i>	<i>No. Appeared</i>	<i>Pass %</i>	<i>Perf. Index</i>
'B'	Karimnagar	28	100.0	76.11
	Krishna	16	100.0	76.0
	Kurnool	37	100.0	76.0
	Nellore	29	100.0	75.69
	Belgaum	33	100.0	75.33
	Ananthapur	16	100.0	75.25
	Malegi Udupi	27	100.0	75.11
	Kolar	11	100.0	75.09
	East Godawari	33	100.0	74.82
	Bidar	25	100.0	74.76
	Idukki	36	97.22	73.92
	Cuddapah	25	100.0	73.32
	Chickmanglur	19	100.0	73.26
	Jalore	20	100.0	75.80
	Jhajjar	11	100.0	74.64
	Jhalawar	07	100.0	73.71
	Rewari	07	100.0	73.71
	Barmer	20	100.0	73.05
	Mirzapur	16	100.0	73.31
	Bahraich	26	100.0	73.15
West Champaran	21	100.0	76.38	
Samastipur	46	100.0	73.28	
'C'	Total Number of JNVs = 76			
'D'	Sundergarh	30	90.0	63.83
	Kalahandi	22	90.91	62.86
	Bhind	18	94.44	61.78
	Tikamgarh	08	75.0	61.50
	Surat	34	82.35	62.44
	Kathua	27	96.30	64.41
	Jammu	23	95.65	63.35
	Udhampur	24	95.83	63.0
	Mandi	10	90.0	62.40
	Shimla	25	96.0	62.24
	Baramulla	07	85.71	61.14

<i>Category</i>	<i>JNV</i>	<i>No. Appeared</i>	<i>Pass %</i>	<i>Perf. Index</i>
'D'	Minicoy	06	100.0	62.83
	Hissar	10	100.0	64.10
	Sikar	24	95.83	63.67
	Jodhpur	12	91.67	63.33
	Bhiwani	10	100.0	63.30
	Muzafarnagar	11	100.0	63.73
	Tehri Garhwal	14	100.0	63.29
	Basti	23	91.30	62.74
	Faizabad	16	87.50	62.69
	Bareilly	19	89.47	61.58
	Jaunpur	23	91.30	61.39
	Almora	40	87.50	61.17
	Gaya	18	100.0	64.39
	Gumla	19	100.0	63.95
	Nawada	17	88.24	63.76
	Aurangabad	08	75.0	61.13
	Dibangvalley	44	97.73	64.80
	Imphal	41	92.68	63.24
	Lohit	39	97.44	63.18
	S. Tripura	30	96.67	61.23
'E'	Keonjhar	40	92.50	60.22
	Durg	14	92.86	60.14
	Hoshangabad	21	90.48	59.90
	Phulbani	15	86.67	54.40
	Una	17	100.0	60.24
	Chandigarh	11	90.91	60.00
	Fatehgarhsahib	05	80.00	59.80
	Sirmour	26	92.31	59.73
	Faridkot	09	77.78	55.67
	Sangrur	06	83.33	55.50
	Sriganganagar	12	100.0	60.67
	Mungeshpur	22	81.82	60.05
	Jaffarpur Kalan	21	85.71	59.81
	Jhansi	14	92.86	60.86

<i>Category</i>	<i>JNV</i>	<i>No. Appeared</i>	<i>Pass %</i>	<i>Perf. Index</i>
'E'	Unnao	08	100.0	60.75
	Meerut	18	88.89	58.72
	Sultanpur	24	95.83	58.71
	Gazipur	24	87.50	58.08
	Bhadohi	18	88.89	57.17
	Gaziabad	09	77.78	54.67
	Begusarai	19	89.47	59.89
	Darbhanga	24	87.50	59.08
	Bhojpur	41	70.73	58.59
	Purnea	23	82.61	55.17
	Muzaffarpur	17	82.35	53.24
	Thoubal	38	81.58	58.87
	West Sikkim	11	90.91	54.91
	Koraput	13	93.07	51.07
	Nawanshahar	18	77.78	52.00
	Patiala	14	64.29	48.93
	Amritsar	02	00.00	45.00
	Ballia	17	70.59	51.41
	Raibareli	15	60.00	51.73
	Uttarkashi	20	80.00	42.45

SUBJECT-WISE QUALITATIVE ANALYSIS
CBSE PUBLIC EXAMINATIONS – 1999

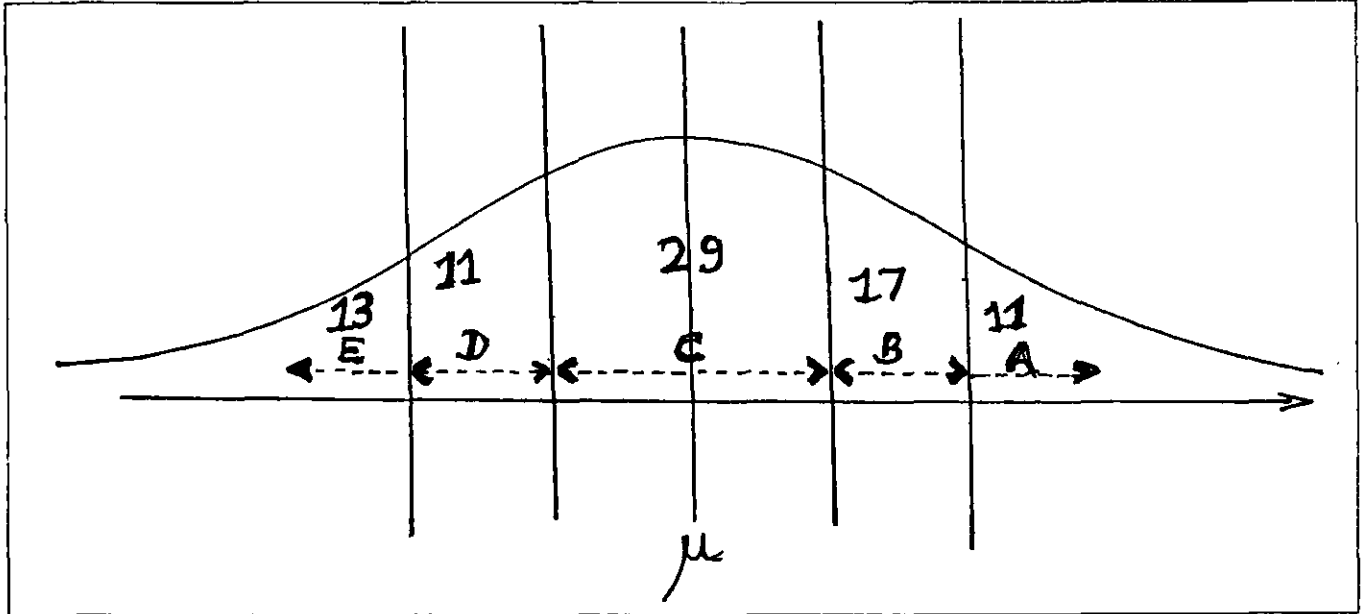
CLASS – XII

SUBJECT : HISTORY

MEAN PERFORMANCE INDEX : 58.45

STANDARD DEVIATION : 8.33

TOTAL JNVs : 81



Category	JNV	No. Appeared	Pass %	Perf. Index
'A'	Dhar	22	100.0	96.81
	Chitradurga	13	100.0	73.38
	East Godawari	14	100.0	72.14
	Chickmanglur	16	100.0	71.88
	Ananthapur	11	100.0	71.18
	Jodhpur	26	100.0	72.88
	Jhalawar	24	100.0	70.50
	Palli	15	100.0	68.80
	Nagaur	28	100.0	67.07
	Nalanda	21	100.0	66.86
	Buldana	24	100.0	71.67
	'B'	Shimla	16	93.75
Calicut		10	100.0	66.50
Nizamabad		12	100.0	65.67

<i>Category</i>	<i>JNV</i>	<i>No. Appeared</i>	<i>Pass %</i>	<i>Perf. Index</i>
'B'	Idukki	29	100.0	65.59
	Ajmer	24	100.0	66.42
	Bhilwara	20	100.0	66.20
	Jalore	26	100.0	66.0
	Faridabad	13	100.0	65.85
	Jaipur	32	100.0	65.63
	Churu	34	100.0	63.44
	Lalitpur	23	100.0	63.17
	Bafia	09	100.0	63.11
	Begusarai	32	100.0	63.44
	Vaishali	37	100.0	63.11
	Gadchiroli	20	100.0	66.10
	Latur	22	100.0	65.23
	Bharuch	20	95.0	64.15
'C'	Total Number of JNVs = 29			
'D'	Bolangir	53	100.0	54.21
	Pulbani	32	100.0	51.69
	Hamirpur	20	100.0	52.50
	Sriganganagar	11	100.0	53.91
	Hissar	16	100.0	53.0
	Kaithal	21	100.0	52.62
	Sonipat	13	100.0	51.08
	Unnao	20	100.0	52.40
	Ranchi	46	97.83	53.78
	Churachandpur	11	100.0	53.64
	Jaintia Hills	25	100.0	53.20
	'E'	Koraput	14	85.71
Keonjhar		24	91.67	43.383
Kathua		35	94.29	42.14
Jaffarpur Kalan		13	100.0	49.23
Jhajjar		08	100.0	47.50
Thoubal		22	90.91	47.68
Imphal		11	90.91	49.27
West Sikkim		27	100.0	47.52

<i>Category</i>	<i>JNV</i>	<i>No. Appeared</i>	<i>Pass %</i>	<i>Perf. Index</i>
'E'	Senapati	29	100.0	46.90
	Kapurthala	35	94.29	41.54
	E. Garo Hills	55	90.91	41.58
	East Kamong	17	82.35	41.35
	Aizawl	10	50.00	32.00

SUBJECT-WISE QUALITATIVE ANALYSIS

CBSE PUBLIC EXAMINATIONS – 1999

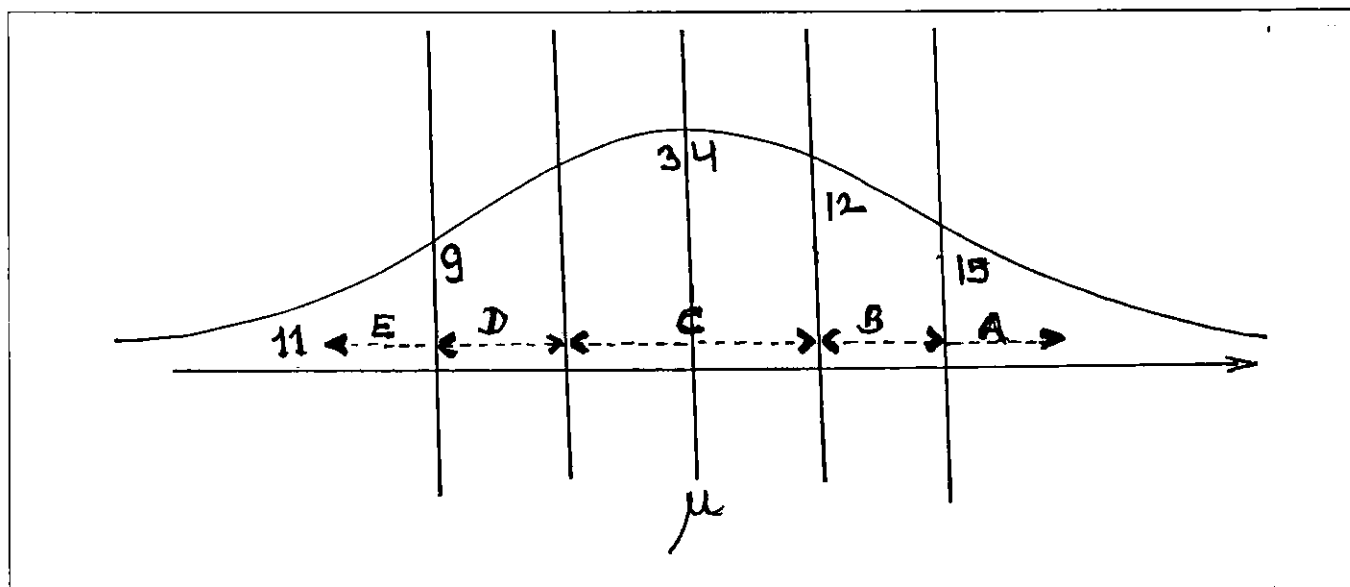
CLASS – XII

SUBJECT : GEOGRAPHY

MEAN PERFORMANCE INDEX : 70.85

STANDARD DEVIATION : 6.36

TOTAL JNVs : 81



Category	JNV	No. Appeared	Pass %	Perf. Index
'A'	Bilaspur	36	98.42	77.57
	Sidhi	21	100.0	80.00
	Jabalpur	21	100.0	77.62
	Rajgarh	32	100.0	77.59
	S. Andaman	06	100.0	81.00
	Ajmer	24	100.0	81.25
	Palli	15	100.0	80.07
	Sonepat	13	100.0	79.00
	Jaipur	32	100.0	78.41
	Bhilwara	20	100.0	77.85
	Jhalawar	24	100.0	77.58
	Chittorgarh	24	100.0	77.46
	Baran	17	100.0	77.29
	Buldana	24	100.0	79.33
	Latur	22	100.0	77.73

<i>Category</i>	<i>JNV</i>	<i>No. Appeared</i>	<i>Pass %</i>	<i>Perf. Index</i>
'B'	Dhar	22	100.0	75.23
	Anantapur	11	100.0	76.82
	Nagaur	28	100.0	76.25
	Jodhpur	26	100.0	76.08
	Churu	34	100.0	75.56
	Barmer	35	100.0	74.77
	Jalore	26	100.0	74.42
	Lalitpur	23	100.0	75.65
	Sitapur	26	100.0	74.31
	Azamgarh	29	100.0	74.07
	Gadchiroli	20	100.0	76.45
	Bharuch	20	100.0	76.30
'C'	Total Number of JNVs = 34			
'D'	Cuttack	26	100.0	66.12
	Pulbani	32	100.0	65.06
	Fatehgarh Sahib	19	100.0	67.11
	Shimla	16	100.0	65.0
	Calicut	10	100.0	67.40
	Nizamabad	12	100.0	67.33
	Idukki	29	96.5E	67.0
	Dumka	36	100.0	66.47
	Imphal	11	100.0	66.0
'E'	Koraput	14	100.0	63.64
	Keonjhar	24	100.0	58.42
	Kathua	35	100.0	62.29
	Sultanpur	19	100.0	62.32
	Thoubal	22	100.0	61.00
	Senapati	29	100.0	61.34
	West Sikkim	27	81.48	59.04
	East Kemong	17	94.12	58.65
	Ballia	09	100.0	56.22
	Aizawl	10	90.00	56.90
Churachandpur	11	72.73	50.09	

SUBJECT-WISE QUALITATIVE ANALYSIS
CBSE PUBLIC EXAMINATIONS – 1999

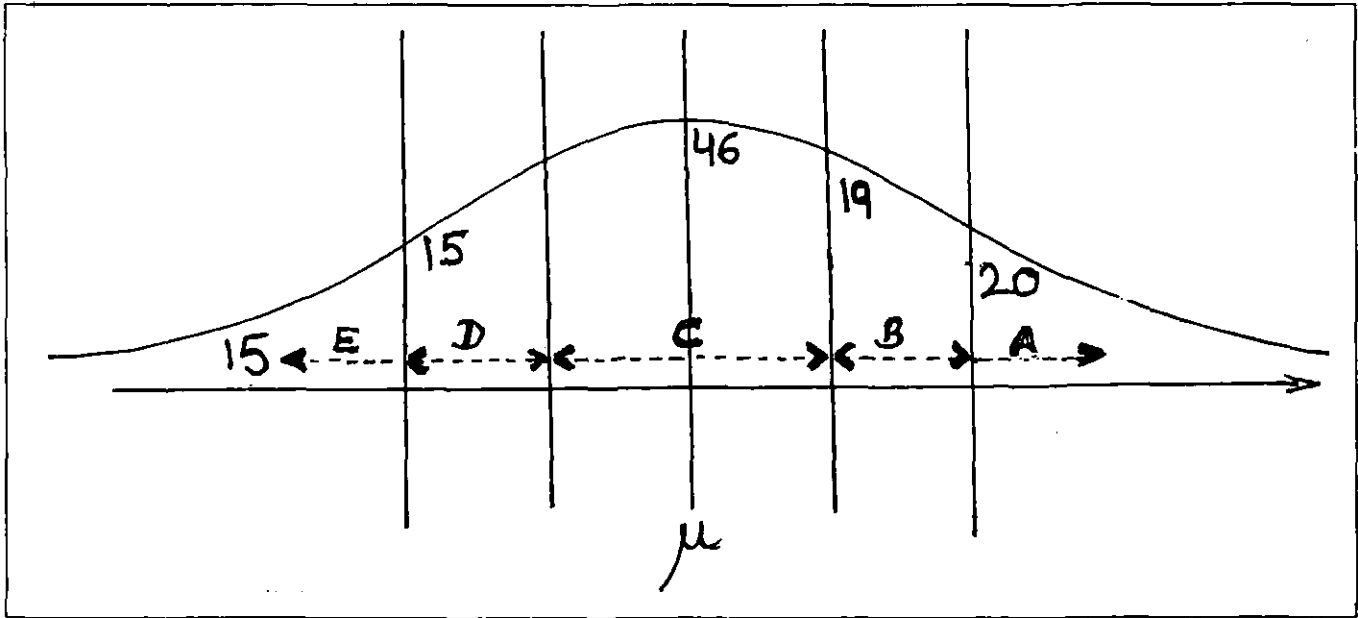
CLASS – XII

SUBJECT : ECONOMICS

MEAN PERFORMANCE INDEX : 56.82

STANDARD DEVIATION : 8.38

TOTAL JNVs : 115



Category	JNV	No. Appeared	Pass %	Perf. Index
'A'	Jabalpur	21	99.35	79.51
	Rangareddy	35	100.0	78.54
	Calicut	10	100.0	74.90
	Udhampur	20	100.0	69.30
	Chandigarh	20	100.0	65.40
	Kottayam	21	95.24	68.86
	East Godavari	14	100.0	67.50
	Ernakulam	26	100.0	66.96
	Jaipur	32	100.0	72.16
	Faridabad	13	100.0	70.23
	Mungeshpur	26	100.0	69.23
	Tonk	33	100.0	69.09
	Jodhpur	26	100.0	68.73
	Jalore	26	100.0	67.15

<i>Category</i>	<i>JNV</i>	<i>No. Appeared</i>	<i>Pass %</i>	<i>Perf. Index</i>
'A'	Jhalawar	24	100.0	66.71
	Sitapur	26	100.0	67.85
	Faizabad	33	100.0	67.06
	Nainital	38	100.0	66.13
	Bulandshahr	35	100.0	65.69
	Buldana	24	100.0	72.13
'B'	Shivpuri	42	100.0	61.81
	Raipur	51	98.04	61.41
	Ferozpur	18	100.0	62.28
	Ropar	30	100.0	62.27
	Nizamabad	12	100.0	64.33
	Bellary	20	100.0	62.55
	Churu	34	100.0	64.26
	Jaffarpurkalan	13	100.0	63.69
	Sirsa	28	100.0	62.82
	Rohtak	36	100.0	62.17
	Barmer	35	97.14	62.09
	Dungarpur	12	100.0	62.0
	Jaiselmer	30	100.0	61.77
	Bhiwani	11	100.0	61.36
	Kanpur	17	100.0	63.53
	Lalitpur	23	100.0	63.43
Unnao	20	100.0	62.0	
Azamgarh	29	100.0	61.48	
Meerut	12	100.0	61.25	
'C'	Total Number of JNVs = 46			
'D'	Balangir	53	90.57	50.94
	Sundergarh	24	100.0	49.13
	Kathua	35	100.0	52.49
	Sirmour	32	100.0	52.22
	S. Andaman	06	100.0	51.17
	Anantapur	11	100.0	49.55
	Hissar	18	100.0	52.33
	Kaithal	23	91.30	51.17

<i>Category</i>	<i>JNV</i>	<i>No. Appeared</i>	<i>Pass %</i>	<i>Perf. Index</i>
'D'	Sonepat	13	100.0	50.92
	Bhilwara	20	100.0	50.70
	Raibareilly	20	85.0	52.55
	Mathura	29	100.0	51.38
	Balia	29	96.55	51.17
	Sultanpur	19	78.95	50.79
	Ranchi	46	97.83	49.61
'E'	Keonjhar	24	83.33	47.82
	Dhar	22	95.45	45.18
	Phulbani	32	90.63	45.00
	Koraput	14	85.71	43.50
	Idukki	29	82.76	42.31
	Kurukshetra	14	100.0	47.36
	Ghaziabad	15	86.67	41.80
	Imphal	24	95.83	43.71
	Jaintia Hills	25	96.00	46.84
	Aizawl	10	100.0	41.20
	Thoubal	22	72.73	40.18
	Bharuch	20	90.00	39.30
	Senapati	29	89.66	37.45
	Churachandpur	11	72.73	35.09
	East Kemong	24	66.67	34.83

SUBJECT-WISE QUALITATIVE ANALYSIS
CBSE PUBLIC EXAMINATIONS – 1999

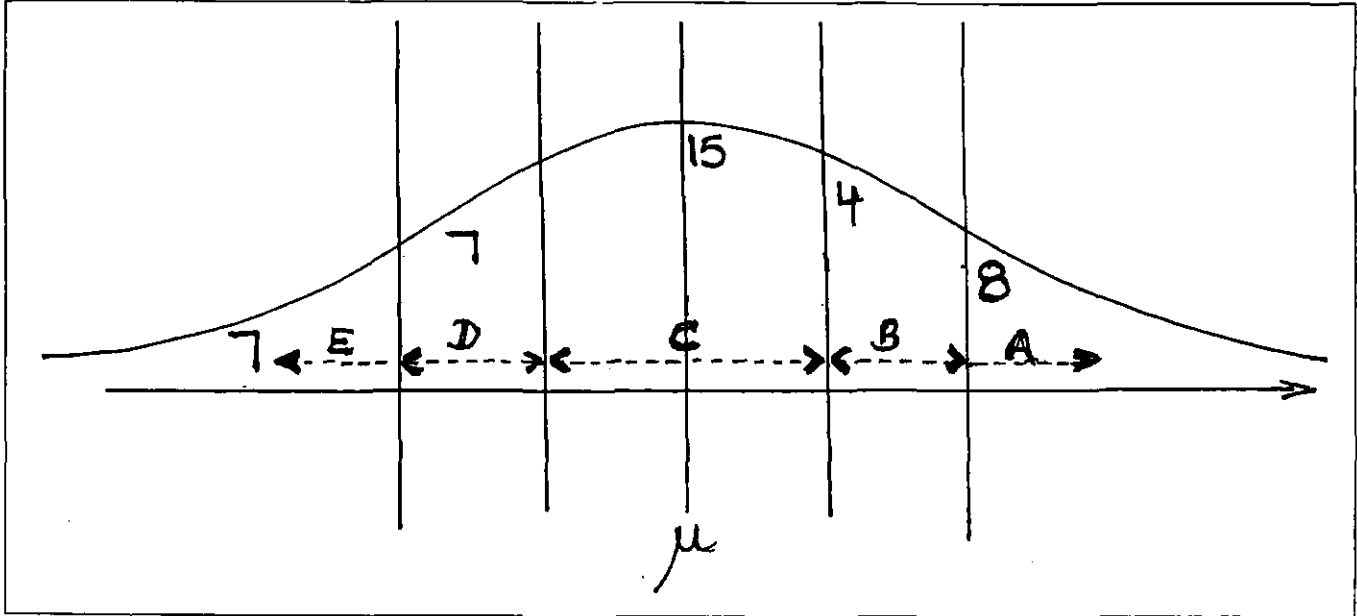
CLASS – XII

SUBJECT : BUSINESS STUDIES

MEAN PERFORMANCE INDEX : 61.68

STANDARD DEVIATION : 9.98

TOTAL JNVs : 41



Category	JNV	No. Appeared	Pass %	Perf. Index
'A'	Seoni	40	100.0	90.63
	Rangareddy	35	100.0	83.66
	Kalapet	13	100.0	79.38
	Ernakulam	26	100.0	78.12
	Kottayam	21	100.0	76.24
	Bellary	20	100.0	76.00
	Raichur	21	100.0	73.57
	Jhajjar	28	100.0	75.68
'B'	Raipur	51	100.0	69.49
	Shivpuri	42	100.0	69.45
	Trichur	41	100.0	68.88
'C'	Bulandshahr	35	100.0	67.31
	Total Number of JNVs = 15			
'D'	Ferozpur	18	100.0	56.28

Category	JNV	No. Appeared	Pass %	Perf. Index
'D'	Sirmour	32	100.0	54.88
	Kanpur	17	100.0	54.76
	Bhojpur	44	100.0	55.39
	Lohardega	42	90.48	55.0
	Kutch	14	100.0	55.14
	W.Sikkim	14	100.0	55.57
	'E'	Sundergarh	24	95.83
Una		37	97.30	50.22
Jammu		16	87.50	48.00
Chandigarh		20	75.00	46.30
Udhampur		20	85.00	46.00
Muzaffarnagar		36	97.22	48.22
Rai-Bareli		19	68.42	40.63

JIBHANY & WBCSD
 National Institute of Educational
 Planning and Administration.
 17-B, Sri Aurobindo Marg,
 New Delhi-110016
 DOC, No.....
 Date.....

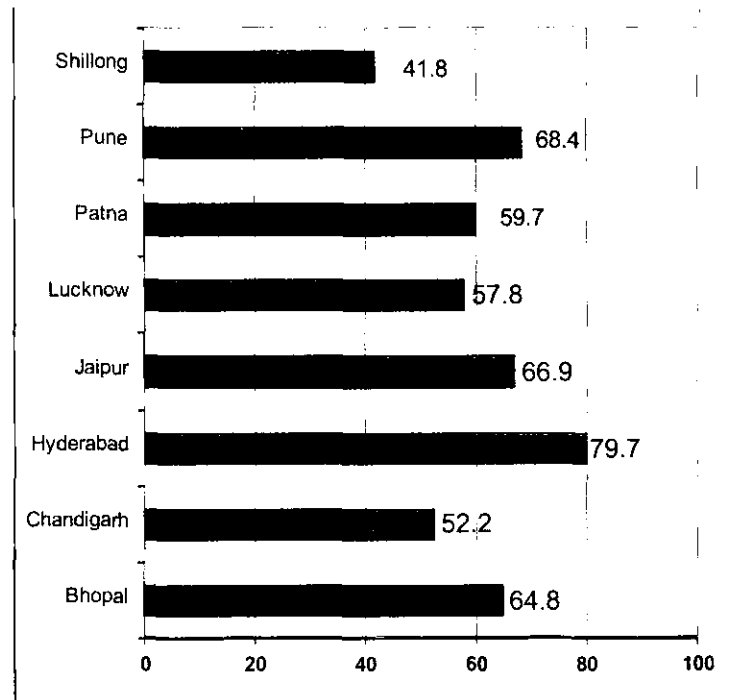
NIEPA DC



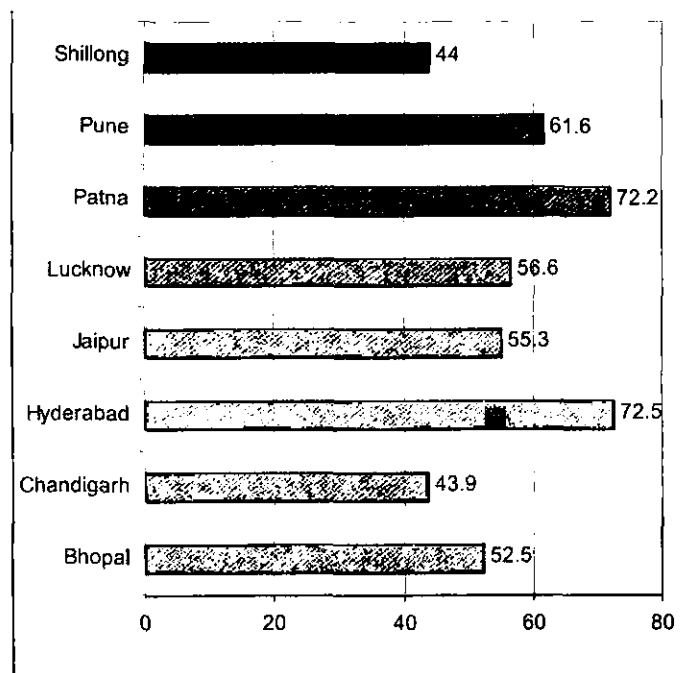
D10507

D-10507
 16-09-2000

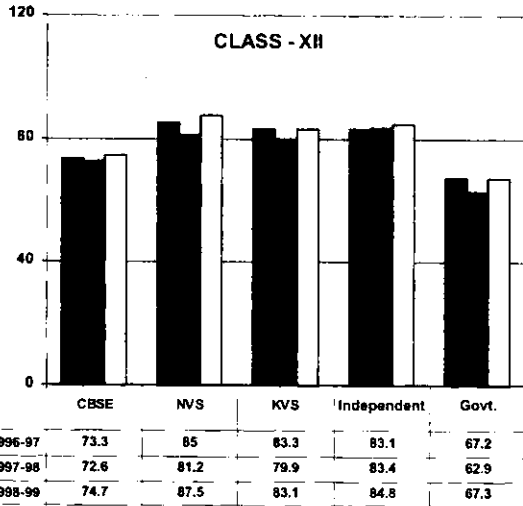
PERCENTAGE OF FIRST DIVISIONS REGION-WISE COMPARISON CLASS – XII



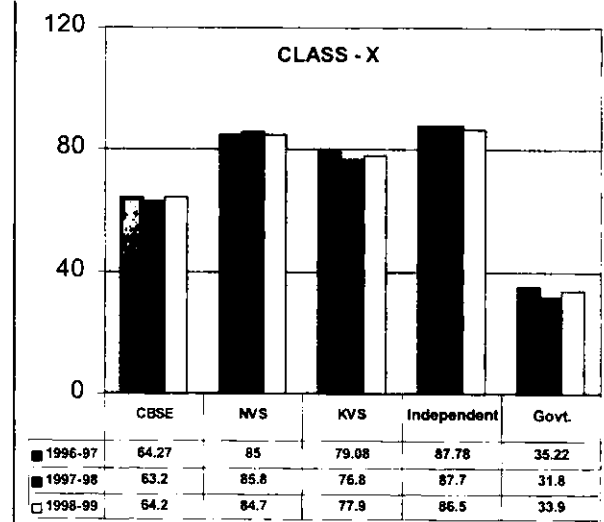
PERCENTAGE OF FIRST DIVISIONS REGION-WISE COMPARISON CLASS – X



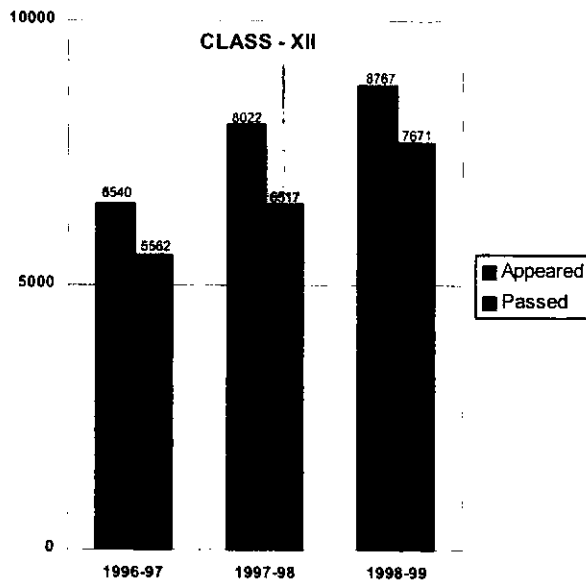
PASS PERCENTAGES OF DIFFERENT SYSTEMS OF SCHOOLS CLASS-XII



PASS PERCENTAGES OF DIFFERENT SYSTEMS OF SCHOOLS CLASS-X



NUMBER OF CHILDREN APPEARED & PASSED CLASS-XII



NUMBER OF CHILDREN APPEARED & PASSED CLASS-X

