



GOVERNMENT OF KARNATAKA

# DEPARTMENT OF PUBLIC INSTRUCTION

## SARVASHIKSHANA ABHIYANA



# K.S.Q.A.O


Karnataka School Quality Assessment Organisation

**State Level Assessment Report for the year 2008-2009**

**“Quality Education is our Motto”**



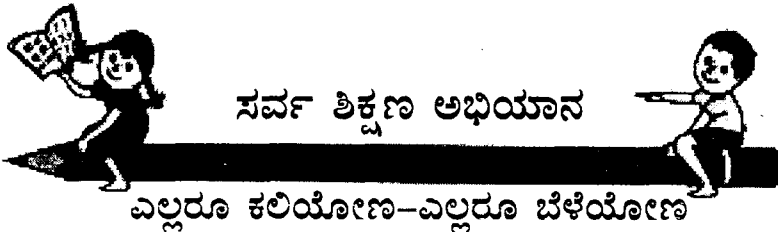
GOVERNMENT OF KARNATAKA  
DEPARTMENT OF PUBLIC INSTRUCTION  
SARVA SHIKSHANA ABHIYANA



**K.S.Q.A.O**

KARNATAKA SCHOOL QUALITY ASSESSMENT ORGANISATION

STATE LEVEL ASSESSMENT REPORT FOR THE YEAR 2008-09



“Quality Education is Our Motto”

**Title of the Book** : KARNATAKA SCHOOL QUALITY  
ASSESSMENT ORGANISATION  
STATE LEVEL ASSESSMENT REPORT  
FOR THE YEAR 2008-09

**Rights Reserved** : Director (Examinations)  
KARNATAKA SCHOOL QUALITY  
ASSESSMENT ORGANISATION  
K.S.E.E.B., 6<sup>th</sup> Cross, Malleshwaram,  
Bangalore-560 003.

**Year of Publication** : 2009

**Copies** : 250

**Printer** : **Gowri Graphics,**  
No. 103/3, Old Police Station Building,  
Mount Joy Extension, Hanumanthanagar,  
Bangalore 560 019.  
Phone No.: 080-26612256,  
Mobile No.: 97400 97778



ವಿಶ್ವೇಶ್ವರ ಹೆಗಡೆ, ಕಾಗೇರಿ

ಪ್ರಾಥಮಿಕ ಮತ್ತು ಪ್ರೌಢ ಶಿಕ್ಷಣ ಸಚಿವರು

ದೂರವಾಣಿ : ಕಛೇರಿ : 080-22258489


080-22033405

330, 3ನೇ ಮಹಡಿ

ವಿಧಾನಸೌಧ, ಬೆಂಗಳೂರು

ಸಂ. ಪ್ರಾ. ಪ್ರೌ. ಶಿ. ಸ/ 2009-10

ದಿನಾಂಕ: 22-06-2009



## ಸಂದೇಶ

ನಮ್ಮ ಸರ್ಕಾರ ನಲಿ-ಕಲಿ, ಶಾಲಾ ಶೈಕ್ಷಣಿಕ ಯೋಜನೆ(SAP). ಕ್ಲಸ್ಟರ್ ಶೈಕ್ಷಣಿಕ ಯೋಜನೆ(CAP), ದತ್ತು ಯೋಜನೆ, ಓದುವೆ ನಾನು, ಶಾಲೆಗಾಗಿ ನಾವು-ನೀವು ಮೊದಲಾದ ಯೋಜನೆಗಳ ಮೂಲಕ ವಿದ್ಯಾರ್ಥಿಗಳ ಶೈಕ್ಷಣಿಕ ಗುಣಮಟ್ಟ ಹೆಚ್ಚಾಗುವಂತೆ ಪ್ರಯತ್ನಿಸುತ್ತಿದೆ. ಅಲ್ಲದೇ ಮಧ್ಯಾಹ್ನದ ಬಿಸಿಯೂಟ, ಉಚಿತ ಬೈಸಿಕಲ್, ಉಚಿತ ಸಮವಸ್ತ್ರ, ಉಚಿತ ಪಠ್ಯ-ಪುಸ್ತಕ ಮೊದಲಾದ ಯೋಜನೆಗಳ ಮೂಲಕ ದಾಖಲಾತಿ, ಹಾಜರಾತಿಯನ್ನು ನೂರಕ್ಕೆ ನೂರರಷ್ಟು ಸಾಧಿಸಲು ಶ್ರಮಿಸುತ್ತಿದೆ. ಜೊತೆಜೊತೆಯಲ್ಲಿಯೇ ಶಿಕ್ಷಕರಿಗೆ ಅತ್ಯುತ್ತಮ ತರಬೇತಿ, ಶಾಲೆಗಳಿಗೆ ಮೂಲಭೂತ ಸೌಕರ್ಯಗಳನ್ನು ಒದಗಿಸುವ ಮೂಲಕ ಸರ್ಕಾರಿ ಶಾಲೆಗಳು ಖಾಸಗಿ ಶಾಲೆಗಳೊಂದಿಗೆ ಸ್ಪರ್ಧೆಗಳಿಗೈಯುವಂತಹ ವಾತಾವರಣ ಕಲ್ಪಿಸಿದೆ.

ಸರ್ಕಾರ ಒದಗಿಸುತ್ತಿರುವ ಈ ಎಲ್ಲಾ ಸೌಲಭ್ಯಗಳನ್ನು ಪಡೆದು ಶಾಲೆಗಳು ಶೈಕ್ಷಣಿಕವಾಗಿ ಎಲ್ಲಿವೆ? ವಿದ್ಯಾರ್ಥಿಗಳ ಶೈಕ್ಷಣಿಕ ಗುಣಮಟ್ಟವನ್ನು ಒರೆಹಚ್ಚಲು ಕರ್ನಾಟಕ ಸರ್ಕಾರ 2005-06 ರಲ್ಲಿ ಸ್ಥಾಪಿಸಿದ ಕೆ.ಎಸ್.ಕ್ಯೂ.ಎ.ಓ ಸಂಸ್ಥೆ ತನ್ನ ನಾಲ್ಕನೇ ವರ್ಷದ ಮೌಲ್ಯಾಂಕನ ವರದಿಯನ್ನು ಹೊರತರುತ್ತಿರುವುದು ಸಂತೋಷದಾಯಕವಾಗಿದೆ.

ಶಾಲಾ ಹಂತದಿಂದ ರಾಜ್ಯ ಹಂತದವರೆಗೂ ವಿಶ್ಲೇಷಿಸಲ್ಪಟ್ಟ ಮೌಲ್ಯಾಂಕನದ ವರದಿಗಳ ಉಪಯೋಗವನ್ನು ಪತ್ರಿಯೊಬ್ಬ ಶಿಕ್ಷಕರು, ಅಧಿಕಾರಿಗಳು, ಶಿಕ್ಷಣಾಸಕ್ತರೆಲ್ಲರೂ ಪಡೆದುಕೊಳ್ಳಬೇಕಾಗಿ ಆಶಿಸುತ್ತೇನೆ. ವರದಿಯ ಅಧ್ಯಯನ ಮಾಡುವ ಮೂಲಕ ಭವಿಷ್ಯದ ಬೆಳವಣಿಗೆಗೆ ಕಾರಣೀಭೂತರಾಗಬೇಕು ಎಂಬುದೇ ನನ್ನ ಆಶಯ.

*(Handwritten signature)*

(ವಿಶ್ವೇಶ್ವರ ಹೆಗಡೆ, ಕಾಗೇರಿ)

ಪ್ರಾಥಮಿಕ ಮತ್ತು ಪ್ರೌಢ ಶಿಕ್ಷಣ ಸಚಿವರು

ಕರ್ನಾಟಕ ಸರ್ಕಾರ  
ಶಿಕ್ಷಣ ಇಲಾಖೆ



ಮುನ್ನುಡಿ

ಕರ್ನಾಟಕ ಶಾಲಾ ಗುಣಮಟ್ಟ ಮೌಲ್ಯಾಂಕನ ಸಂಸ್ಥೆಯು ನಾಲ್ಕನೇ ವರ್ಷದ ವರದಿಯನ್ನು ಹೊರತರುತ್ತಿರುವುದು ಸಂತಸದ ಸಂಗತಿ. ಮೌಲ್ಯಾಂಕನವನ್ನು ಮಾಡುತ್ತಾ ತನ್ಮೂಲಕ ಗುಣಮಟ್ಟದ ಶಿಕ್ಷಣವನ್ನು ಪ್ರೋತ್ಸಾಹಿಸುತ್ತಾ ಬಂದ ಈ ಸಂಸ್ಥೆ ಹಿಂದಿನ ಮೂರು ವರ್ಷ ಪ್ರತಿ ಮಗುವಿನ ಕಲಿಕೆಯ ಸಾಧನೆಯನ್ನು ಒರೆ ಹಚ್ಚಿದರೆ ಈ ವರ್ಷ ವಿನೂತನ ಪದ್ಧತಿಯ ಒಂದರ ಮೂಲಕ ಶಾಲೆಯ ಸಮಗ್ರ ಸಾಧನೆಯ ಕಡೆಗೆ ಬೆಳಕು ಚೆಲ್ಲಿದೆ. ಮೌಲ್ಯಾಂಕನ ಕಾರ್ಯದ ಮುಖೇನ ಶಾಲಾ ಶಿಕ್ಷಣದಲ್ಲಿ ಶೈಕ್ಷಣಿಕ ಬೆಳವಣಿಗೆ ಎಷ್ಟರ ಮಟ್ಟಿಗೆ ಸಾಧಿತವಾಗಿದೆ ಹಾಗೂ ಯಾವ ಹಂತದಲ್ಲಿ ಸೋರಗಿದೆ ಎನ್ನುವುದನ್ನು ಫಲಿತಾಂಶದ ವರದಿಗಳೊಂದಿಗೆ ದಾಖಲುಪಡಿಸುತ್ತಿರುವುದು ಪ್ರಗತಿದಾಯಕ ಅಂಶ. ಅಲ್ಲದೇ ಈ ವರ್ಷ ಪ್ರಾಥಮಿಕ ಶಾಲೆಯೊಂದಿಗೆ ಪ್ರೌಢಶಾಲೆಯನ್ನೂ ಮೌಲ್ಯಾಂಕನದಲ್ಲಿ ಪರಿಗಣಿಸಲ್ಪಟ್ಟಿರುವುದು ಆಶಾದಾಯಕ ಬೆಳವಣಿಗೆ.

ಸಂಸ್ಥೆಯ ಮೌಲ್ಯಾಂಕನದ ವರದಿಗಳು ಕೇವಲ ದಾಖಲೆಯಾಗಿ ಉಳಿಯದೆ ಪಠ್ಯಕ್ರಮ ರಚನೆ, ಪಠ್ಯಪುಸ್ತಕಗಳ ರಚನೆ, ಯೋಜಿಸಲ್ಪಡುವ ತರಬೇತಿ, ಶಾಲಾ ಕೆಲಸದ ಹಂಚಿಕೆ ಮೊದಲಾದ ಇಲಾಖಾ ಕಾರ್ಯಗಳಲ್ಲಿ ಪರಿಗಣಿಸಲ್ಪಡಬೇಕು. ಹಾಗೂ ಅಸಮರ್ಥ ಸಾಧನೆ ತೋರಿದ ಕಲಿಕೆಯ ಅಂಶಗಳ ಗುರುತಿಸುವಿಕೆ, ದೈನಂದಿನ ತರಗತಿಯ ನಿರ್ವಹಣೆ ಮತ್ತು ಶಾಲಾ ಸಾಧನೆಗೆ ತೊಡಕಾಗಿರುವ ಅಂಶಗಳ ಬಗ್ಗೆ ಶಿಕ್ಷಕರು, ಕ್ಲಸ್ಟರ್, ತಾಲ್ಲೂಕು, ಜಿಲ್ಲಾಮಟ್ಟದ ಅಧಿಕಾರಿಗಳು ತಮ್ಮ ತಮ್ಮ ಹಂತದಲ್ಲಿ ಚರ್ಚಿಸಿ ವಿದ್ಯಾರ್ಥಿಗಳ ಗುಣಮಟ್ಟ ಹೆಚ್ಚಿಸಲು ಪ್ರಯತ್ನಿಸಬೇಕಾಗಿದೆ. ಒಟ್ಟಿನಲ್ಲಿ ವರದಿಯ ಸದುಪಯೋಗವನ್ನು ವ್ಯವಸ್ಥೆಯ ಪ್ರತಿಯೊಬ್ಬರು ಪಡೆದು ತನ್ಮೂಲಕ ಕ್ಷಣದ ಗುಣಮಟ್ಟವನ್ನು ಹೆಚ್ಚಿಸಬೇಕೆಂಬುದೇ ನಮ್ಮೆಲ್ಲರ ಆಶಯವಾಗಿದೆ.

1.1.2

ಎಸ್.ಸೆಲ್ವಕುಮಾರ್, ಛಾ.ಆ.ಸೀ  
ರಾಜ್ಯ ಯೋಜನಾ ನಿರ್ದೇಶಕರು  
ಸರ್ವ ಶಿಕ್ಷಣ ಅಭಿಯಾನ ಸಮಿತಿ

Dr. N. S. S. S.

ಜಿ.ಕುಮಾರ ನಾಯಕ, ಛಾ.ಆ.ಸೀ.  
ಆಯುಕ್ತರು  
ಸಾರ್ವಜನಿಕ ಶಿಕ್ಷಣ

Dr. R. G. N. S. S.

ಡಾ. ರ. ಗೋ. ನಡಾದೂರ್, ಛಾ.ಆ.ಸೀ.  
ಸರ್ಕಾರದ ಪ್ರಧಾನ ಕಾರ್ಯದರ್ಶಿಗಳು  
ಶಿಕ್ಷಣ ಇಲಾಖೆ

## ಕರ್ನಾಟಕ ಸರ್ಕಾರ

### ಸಾರ್ವಜನಿಕ ಶಿಕ್ಷಣ ಇಲಾಖೆ

## ಕರ್ನಾಟಕ ಶಾಲಾ ಗುಣಮಟ್ಟ ಮೌಲ್ಯಾಂಕನ ಸಂಸ್ಥೆ

ಕೆ.ಎಸ್.ಇ.ಇ.ಬಿ, 6ನೇ ಅಡ್ಡರಸ್ತೆ, ಮಲ್ಲೇಶ್ವರಂ, ಬೆಂಗಳೂರು - 560 003

ದೂರವಾಣಿ : 080-233434, 23562283, 23341615. Fax : 080-23347670. email : ksquao.bangalore@gmail.com

### ಒಂದು ಮಾತು

ಕರ್ನಾಟಕ ಶಾಲಾ ಗುಣಮಟ್ಟ ಮೌಲ್ಯಾಂಕನ ಸಂಸ್ಥೆಯು 2008-09 ನೇ ಸಾಲಿನ ಮೌಲ್ಯಾಂಕನದ ವರದಿಯನ್ನು ಪ್ರಚುರಗೊಳಿಸುತ್ತಿದೆ. ಈ ಮೌಲ್ಯಾಂಕನ ಸಂಸ್ಥೆಯು 2005 ರಲ್ಲಿ ಸ್ಥಾಪನೆಗೊಂಡು ರಾಜ್ಯದ ಸರ್ಕಾರಿ ಹಾಗೂ ಅನುದಾನಿತ ಶಾಲೆಗಳಲ್ಲಿ ಅಭ್ಯಾಸ ಮಾಡುತ್ತಿರುವ 5 ಮತ್ತು 7ನೇ ತರಗತಿಗಳ ವಿದ್ಯಾರ್ಥಿಗಳ ಮೌಲ್ಯಾಂಕನವನ್ನು ಈವರೆಗೂ ಮಾಡುತ್ತಾ ಬಂದಿದ್ದು, ಈ ಶೈಕ್ಷಣಿಕ ವರ್ಷ 2008-09 ರ ಸಾಲಿನಲ್ಲಿ 8ನೇ ತರಗತಿಯನ್ನೂ ಆಯ್ಕೆ ಮಾಡಿಕೊಂಡಿದೆ.

2008-09ನೇ ಸಾಲಿನಲ್ಲಿ ಮೌಲ್ಯಾಂಕನ ಕೈಗೊಂಡಾಗ ಕರ್ನಾಟಕ ಶಾಲಾ ಗುಣಮಟ್ಟ ಮೌಲ್ಯಾಂಕನ ಸಂಸ್ಥೆಯು ತನ್ನ ಚಿಂತನೆಯಲ್ಲಿ ಒಂದು ವಿಶಿಷ್ಟ ಬದಲಾವಣೆಯನ್ನು ಅಳವಡಿಸಿದೆ. ಹಿಂದಿನ 3 ವರ್ಷಗಳಲ್ಲಿ ಪ್ರತಿ ವಿದ್ಯಾರ್ಥಿಯು ಪ್ರತಿ ವಿಷಯದಲ್ಲಿ 30 ಸಾಮರ್ಥ್ಯಗಳ ಪ್ರಶ್ನೆಗಳನ್ನು ಉತ್ತರಿಸಬೇಕಾಗಿತ್ತು. ವಿದ್ಯಾರ್ಥಿ ಒಟ್ಟು 6 ಪ್ರಶ್ನೆ ಪತ್ರಿಕೆಗಳಿಗೆ ಉತ್ತರ ನೀಡಬೇಕಾಗಿತ್ತು. ಈ ಪದ್ಧತಿಗೆ ಹೆಚ್ಚಿನ ಕಾಲಾವಕಾಶ ತೆಗೆದುಕೊಳ್ಳುವುದರ ಜೊತೆಗೆ ಆರ್ಥಿಕವಾಗಿ ಹೆಚ್ಚಿನ ಹೊರೆಯನ್ನು ಭರಿಸಬೇಕಾಗಿತ್ತು. ಇದಲ್ಲದೆ ಮೌಲ್ಯಾಂಕನದಲ್ಲಿ ಸ್ವಲ್ಪ ಮಟ್ಟಿನ ಅವ್ಯವಹಾರಗಳು ಸಂಭವನೀಯವಾಗಿದ್ದು ಅದನ್ನು ನಿಯಂತ್ರಿಸಿ ಕಡಿಮೆ ಕಾಲಾವಕಾಶ ಮತ್ತು ಕಡಿಮೆ ವೆಚ್ಚದಲ್ಲಿ ಮೌಲ್ಯಾಂಕನ ಪ್ರಕ್ರಿಯೆಯನ್ನು ಕೈಗೊಳ್ಳುವ ಸದುದ್ದೇಶದಿಂದ ಮಾರ್ಪಾಡುಗಳನ್ನು ಮಾಡಿಕೊಳ್ಳಲಾಗಿದೆ. ಇದಕ್ಕೆ ಸಂಬಂಧಿಸಿದಂತೆ ಸರ್ಕಾರದ ಹಂತದಲ್ಲಿ ಅಂಕಿ-ಆಂಶಗಳು ಮತ್ತು ಹಿಮ್ಮಾಹಿತಿಯ ಆಧಾರದ ಮೇಲೆ ಚರ್ಚಿಸಿ Multiple Matrix Model ರೂಪದಲ್ಲಿ ಮೌಲ್ಯಾಂಕನ ಮಾಡಲಾಗಿದೆ. ಸದರಿ ವಿಧಾನದಲ್ಲಿ ಪ್ರತೀ ವಿಷಯಕ್ಕೆ ಆಯ್ಕೆ ಮಾಡಲಾದ 30 ಸಾಮರ್ಥ್ಯಗಳಲ್ಲಿ ತಲಾ ಹತ್ತು ಸಾಮರ್ಥ್ಯಗಳನ್ನು A, B, C ವರ್ಷನ್‌ಗಳಾಗಿ ವಿಭಾಗಿಸಿ ಪ್ರತಿ ವಿದ್ಯಾರ್ಥಿ ಒಂದು ವರ್ಷನ್ ಪ್ರಶ್ನೆ ಪತ್ರಿಕೆ ಮಾತ್ರ ಉತ್ತರಿಸಬೇಕಾಗಿತ್ತು. ಇದರಿಂದ ಮಗುವಿನ ಮೇಲೆ ಶೈಕ್ಷಣಿಕ ಒತ್ತಡ ಕಡಿಮೆಯಾಗುವಂತಾಗಿ, ಮೌಲ್ಯಾಂಕನವು ಮಗುವಿನ ಕೇಂದ್ರೀಕೃತವಾಗಿರದೆ ಶಾಲೆ ಕೇಂದ್ರೀಕೃತವಾಗುವಂತೆ ನೋಡಿಕೊಳ್ಳಲಾಗಿದೆ.


ಈ ವರ್ಷದ ಮತ್ತೊಂದು ವಿಶೇಷತೆ ಏನೆಂದರೆ, ಬಹುಪಾಲು ಜಿಲ್ಲೆಗಳಲ್ಲಿ ಆಯ್ಕೆ ಒಂದು ಕ್ಲಸ್ಟರ್‌ನಲ್ಲಿನ ಶಾಲೆಗಳ ಮೌಲ್ಯಾಂಕನವನ್ನು ಎನ್.ಜಿ.ಓ. ಸಂಸ್ಥೆಯಿಂದ ಮಾಡಿಸಿರುವುದು. ಅಂತಹ ಕ್ಲಸ್ಟರ್‌ನಲ್ಲಿನ ಶಾಲೆಗಳಲ್ಲಿ ಶಿಕ್ಷಣ ಇಲಾಖೆಯ ಯಾವುದೇ ಅಧಿಕಾರಿಯೂ ಮೌಲ್ಯಾಂಕನ ಮಾಡದೆ ಎನ್.ಜಿ.ಓ ಸಂಸ್ಥೆಯು ಸ್ವತಂತ್ರವಾಗಿ ಮೌಲ್ಯಾಂಕನವನ್ನು ನಡೆಸಿದೆ. ಇದರಿಂದ ಮೌಲ್ಯಾಂಕನ ಪ್ರಕ್ರಿಯೆಯಲ್ಲಿ ಹೆಚ್ಚಿನ ವಸ್ತುನಿಷ್ಠತೆಯನ್ನು ಸಾಧಿಸಬಹುದಾಗಿದೆ. ಆದರೂ ಈ ಒಂದು ಬದಲಾವಣೆಯಿಂದ ತೋರಿ ಬಂದ ಫಲಿತಾಂಶವನ್ನು ಪರಿಶೀಲಿಸಿದಾಗ ಹೆಚ್ಚಿನ ಯಾವುದೇ ಬದಲಾವಣೆಯು ಕಂಡುಬಂದಿರುವುದಿಲ್ಲ.

2008-09ನೇ ಸಾಲಿನಲ್ಲಿ 5 ಮತ್ತು 7ನೇ ತರಗತಿಗಳ ವಿದ್ಯಾರ್ಥಿಗಳ ಜೊತೆಗೆ ಪ್ರೌಢಶಾಲಾ ಹಂತಕ್ಕೂ ಮೌಲ್ಯಾಂಕನವನ್ನು ವಿಸ್ತರಿಸಲಾಯಿತು. ಪ್ರೌಢಶಾಲೆಗಳು ಹಾಗೂ ಉನ್ನತೀಕರಿಸಿದ ಹಿರಿಯ ಪ್ರಾಥಮಿಕ ಶಾಲೆಗಳಲ್ಲಿನ 8ನೇ ತರಗತಿಗಳ ವಿದ್ಯಾರ್ಥಿಗಳನ್ನು ಒಳಗೊಂಡಂತೆ ಸರ್ಕಾರಿ ಹಾಗೂ ಅನುದಾನಿತ ಶಾಲೆಗಳ 5, 7 ಮತ್ತು 8ನೇ ತರಗತಿಗಳ ಎಲ್ಲಾ ಮಾಧ್ಯಮಗಳ ವಿದ್ಯಾರ್ಥಿಗಳ ಮೌಲ್ಯಾಂಕನವನ್ನು ಮಾಡಿರುವುದು ಈ ಸಂಸ್ಥೆಯ ಹೆಮ್ಮೆಯ ವಿಷಯ.

ಮೇಲ್ಕಂಡ ಎಲ್ಲಾ ಪ್ರಯತ್ನಗಳಲ್ಲಿ ಮೌಲ್ಯಾಂಕನ ಸಂಸ್ಥೆಯು ತನ್ನ ಧೈಯೋದ್ದೇಶಗಳನ್ನು ಮತ್ತೊಮ್ಮೆ ಸ್ಮರಿಸಿಕೊಳ್ಳುತ್ತದೆ. ಅದೇನೆಂದರೆ ಇಡೀ ರಾಜ್ಯದಲ್ಲಿ ಶಾಲಾಶಿಕ್ಷಣದ ಗುಣಮಟ್ಟವನ್ನು ಸುಧಾರಿಸುವಲ್ಲಿ ವಿದ್ಯಾರ್ಥಿಗಳ ದಾಖಲಾತಿಯ ಹೆಚ್ಚಳ, ಉತ್ತಮ ಹಾಜರಾತಿ ಮತ್ತು ಸಾಮರ್ಥ್ಯಧಾರಿತ ಕಲಿಕೆಯನ್ನು ಸಾಧಿಸುವುದೇ ಆಗಿರುತ್ತದೆ. ತನ್ನೂಲಕ ಶಿಕ್ಷಕರು, ಪೋಷಕರು, ಸಮುದಾಯ ಮತ್ತು ಇಲಾಖೆಗೆ ಶೈಕ್ಷಣಿಕ ಗುಣಮಟ್ಟದ ಬಗ್ಗೆ ಕಾಳಜಿವಹಿಸಲು ಸೂಕ್ತ ಮಾಹಿತಿಯನ್ನು ಒದಗಿಸಿಕೊಡುವಲ್ಲಿ ಕರ್ನಾಟಕ ಶಾಲಾ ಗುಣಮಟ್ಟ ಮೌಲ್ಯಾಂಕನ ಸಂಸ್ಥೆಯು ಶ್ರಮಿಸುತ್ತಿದೆ.

2008-09ರ ಮೌಲ್ಯಾಂಕನದಲ್ಲಿ ಸಂಪನ್ಮೂಲ ವ್ಯಕ್ತಿಗಳು, ಶಿಕ್ಷಕರು, ಡಿ.ಇಡಿ. ವಿದ್ಯಾರ್ಥಿಗಳು, ಇಲಾಖಾ ಅಧಿಕಾರಿಗಳು ಹಾಗೂ ಎನ್.ಜಿ.ಓ. ಗಳು ಭಾಗವಹಿಸಿದ್ದು, ಅವರೆಲ್ಲರಿಗೂ ಕರ್ನಾಟಕ ಶಾಲಾ ಗುಣಮಟ್ಟ ಮೌಲ್ಯಾಂಕನ ಸಂಸ್ಥೆಯು ತನ್ನ ಕೃತಜ್ಞತೆಯನ್ನು ಸಲ್ಲಿಸುತ್ತದೆ. ಅತ್ಯುತ್ತಮ ಸಲಹೆ ಹಾಗೂ ಸಹಾಯಹಸ್ತ ನೀಡಿದ ಅಜೀಂ ಪ್ರೇಮ್‌ಜಿ ಫೌಂಡೇಷನ್‌ರವರು ಅಭಿನಂದನಾರ್ಹರು. ಈ ಕಾರ್ಯದಲ್ಲಿ ಹೆಚ್ಚಿನ ಬೆಂಬಲ ಹಾಗೂ ಮಾರ್ಗದರ್ಶನ ನೀಡಿದಂತಹ ಮಾನ್ಯ ಅಯುಕ್ತರಾದ ಶ್ರೀ ಕುಮಾರನಾಯಕ ಭಾ.ಆ.ಸೀ., ರವರಿಗೂ, ರಾಜ್ಯ ಯೋಜನಾ ನಿರ್ದೇಶಕರು, ಸರ್ವಶಿಕ್ಷಣ ಅಭಿಯಾನರವರಿಗೂ, ಸರ್ಕಾರದ ಪ್ರಧಾನ ಕಾರ್ಯದರ್ಶಿಗಳು, ಪ್ರಾಥಮಿಕ ಮತ್ತು ಪ್ರೌಢಶಿಕ್ಷಣ, ಶಿಕ್ಷಣ ಇಲಾಖೆಯವರಿಗೂ ಹಾಗೂ ಮಾನ್ಯ ಶಿಕ್ಷಣ ಸಚಿವರು, ಪ್ರಾಥಮಿಕ ಮತ್ತು ಪ್ರೌಢಶಿಕ್ಷಣ, ಕರ್ನಾಟಕ ಸರ್ಕಾರ ಇವರಿಗೂ ಕರ್ನಾಟಕ ಶಾಲಾ ಗುಣಮಟ್ಟ ಮೌಲ್ಯಾಂಕನ ಸಂಸ್ಥೆಯು ಕೃತಜ್ಞತೆಯನ್ನು ಸಲ್ಲಿಸುತ್ತದೆ.

ಸ್ಥಳ : ಬೆಂಗಳೂರು  
ದಿನಾಂಕ : 22-6-2009

  
(ಡಿ. ಎಸ್. ರಾಜಣ್ಣ)  
ನಿರ್ದೇಶಕರು (ಪರೀಕ್ಷೆಗಳು)

## INDEX

Sl. No	CONTENTS	Page No.
	Education Minister's Message	
	Foreword	
	Preface	
1	A Bird's eye view of 2008-09 assessment reports	1-39
	<b>Assessment of Class 8 related</b>	
2	Summary of state achievement of Class 8	40
3	Medium wise, Category wise, Gender wise and C.S.N wise achievement	41
4	State achievement - Medium wise, Category wise, Gender wise number of students assessed in 2008-09	42
5	Different achievement Range - Competency wise, Subject wise, Medium wise	43
6	State Achievement- District wise, Subject wise, Medium wise Class - 8	44-47
7	District wise/Medium wise number of Schools showing Mastery Level Achievement	48-51
8	District wise/Medium wise/Category wise Gender wise Achievement	52-55
9	State Summary Medium wise, Subject wise, Competency wise / Learning out come wise Achievement	56-61
	<b>Assessment of Class 5 and 7 related</b>	
10	Summary of state achievement	62
11	State Achievement - Class wise, Medium wise, Category wise, Gender wise and C.S.N wise Achievement	63
12	District wise/Medium wise number of Schools and number of Students assessed in 2008-09 (Class 5 and 7)	64
13	Class wise, Medium wise, Category wise, Gender wise number of students including C.S.N assessed in 2008-09 (Class 5 and 7)	65
14	Different achievement Range- Competency wise/Class wise/ Subject wise/Medium wise.	66-67
15	District wise /Medium wise/Class wise/Subject wise Learning achievement	68-71
16	District wise, Medium wise, Number of schools showing Mastery Level Achievement	72-75
17	District wise, Medium wise, Class wise, and Category wise learning achievement for Class 5 and Class 7	76-83
18	State summary - Medium wise, subject wise, competency /learning out come wise learning achievement	84-93
19	Class wise & Subject wise Learning Outcomes.	94-134
	<b>ANNEXURE</b>	
1	Members of K.S.Q.A.O Empowerment Committe	
2	List of State level officers and staff of K.S.Q.A.O	
3	List of K.S.Q.A.O Nodal officers 2008-09	
4	Members of Editorial Committee	



## A BIRD'S EYE VIEW OF 2008-09 ASSESSMENT REPORTS

Karnataka School Quality Assessment Organisation has been constituted in the year 2005-06 to develop an effective system for assessing quality of education in schools. This organization presents its state level assessment report for fourth consecutive year.

The report will provide clear picture of quality of education in schools.

### **2008-09 KSQAO Assessment**

During the year 2008-09, all students of classes 5, 7 & 8 of all mediums of government and aided schools were assessed in January, 2009. There was significant change in the 2008-09 assessment process. For the first time, the assessment has been extended to the Class 8 and the Multiple Matrix Model has been introduced.

### **Background for the introduction of Multiple Matrix Model**

For the last three years each student was expected to respond 30 questions per subject from the selected competencies/learning points. A student was expected to answer 6 question papers. Assessment would take three and a half days. It was quite expensive and time consuming. To make the assessment economically feasible, and less time consuming, Multiple Matrix Model has been introduced after discussions at the government level on the basis of statistics and feedback obtained from the stakeholders of the education department.

### **Salient Features of Multiple Matrix Model :**

- Each selected subject consists of 30 items from the selected competencies/Learning points. These were equally distributed in three groups of 10 each.
- 6 subjects for each class were selected for assessment. These were grouped under two papers viz., Paper-1: First Language, Second Language and Part-B (Life skills) and Paper-2: Mathematics, Science and Social science.
- Each Question paper in turn consists of three series viz., Series, A, B and C. The questions/items of one series differ from another but having equal weightages of difficulty level & time factor..
- Each student has to answers for the two papers of the particular series containing items on different competencies.
- School is considered as the unit for assessment. However, this model retains KSQAO's goals and objectives while assessing.

Hence, assessment was done only in a day and a half. First day Paper-1: First Language, Second Language and Part B (Life skills) and Paper-2: Mathematics, Science and Social science were tested. On the second day oral examinations was conducted on reading skills, Part-B- life skills and activities.

This has helped in getting a clear picture of the whole school. Assessment in this system is geared towards the total achievement of the school. This has been named Multiple Matrix Model, and on the basis of the result, if we sum up the achievement of each student in the school, it would give us the complete picture of the school.

### **Need and Importance for inclusion of Class 8 for an assessment in Upgraded Higher Primary Schools & High schools:**

- The KSQAO would periodically carry out task of assessment and measure the quality of student learning in all schools.
- It is difficult to assess students learning of all classes of school education at one go. Hence every year KSQAO select two or three classes for assessment and tackle all the dimensions associated with student learning.
- Class 8 is crucial in learning at secondary level in terms of student flow. It is the threshold of secondary education. There is no universally accepted benchmark/indicator for the students' learning for this class in Karnataka. Hence, the KSQAO assess the quality of learning levels of Class 8 students.
- The results of class 8 assessment may help the planners and administrators for the development of meaningful educational plans for the universalisation of secondary education.

### **Assessment of students of a selected cluster by the Non- Government Organisations**

The significant feature of this year's assessment is that, Non-Government organizations (NGOs) has been entrusted to assess the learning levels of students of class 5, 7 & 8 in a selected cluster of the district to know the objectivity of the assessment. 25 NGOs participated in this process & assessed the learning levels of the students independently. The overall learning achievement of the assessment is given in Table-41. However no significant change has been observed after comparing the results with the performance of the other schools of the clusters in the block/district.

### **ASSESSMENT IN 2008-09**

All the government schools and the aided schools run by state government grant were subjected to assessment during 2008-09. The 5<sup>th</sup> and 7<sup>th</sup> standard classes of primary schools and the 8<sup>th</sup> standard classes of upgraded primary schools and high schools were considered for assessment and the details of their achievement is as follows:

## 8th STANDARD

The 8<sup>th</sup> standard was involved in the assessment for the first time in the state. It has been found that the total learning achievement in the state is 56.85 %. The learning achievement in different media of instruction involved in the assessment is in the following ascending order: Urdu, Telugu, Marathi, English and Kannada. The significant point is that the achievement of girls is better than the boys.

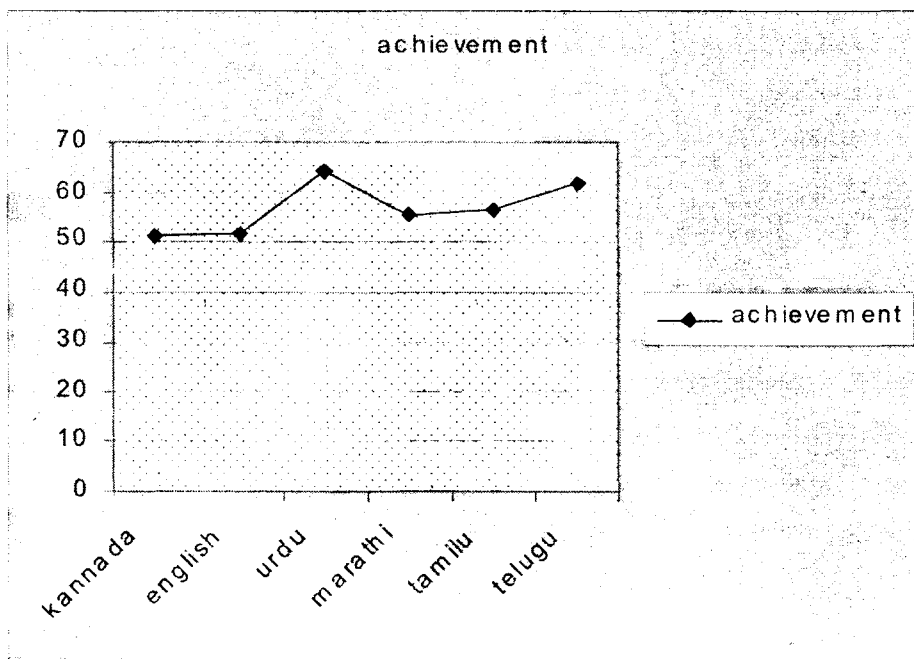
There are 4,797 government schools, 3,582 aided schools and 4,009 upgraded higher primary schools. Grand total of 12,388 schools were included in the assessment.

The performance according to type of schools Government High Schools 51.97%, Aided Schools 52.43%, Upgraded School 60.14%

**TABLE 1:**

**Number of schools, students assessed in 2008-09 and their achievement**

Medium	Kannada	English	Urdu	Marathi	Tamil	Telugu
No. of Schools	10645	710	665	340	8	20
No. of Students	647737	57700	29716	17803	296	669
Achievement	51.24	51.88	64.37	55.63	56.43	61.57

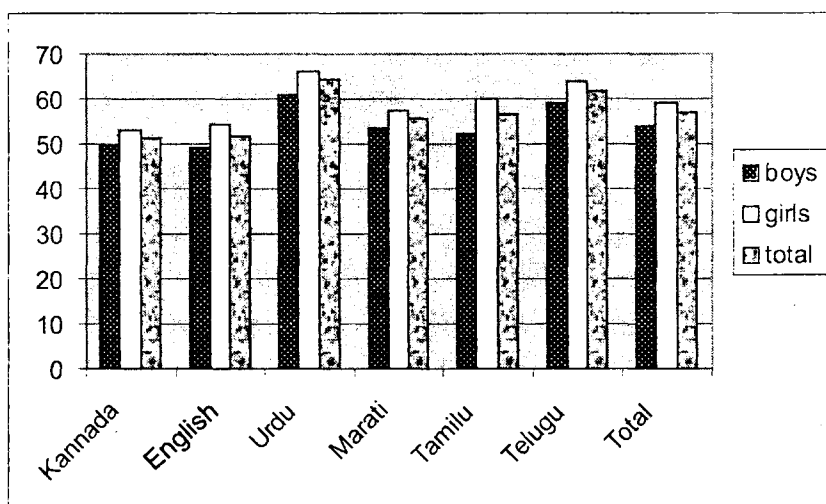


**Table 2:**  
**Medium wise Number of Boys and Girls assessed during 2008-09**

Medium	8 <sup>th</sup> Standard		Total
	Boys	Girls	
Kannada	3,40,912	3,06,825	6,47,737
English	27,274	30,426	57,700
Urdu	9,919	19,797	29,716
Marathi	8,994	8,809	17,803
Tamil	145	151	296
Telugu	337	332	669
<b>Total</b>	<b>3,87,581</b>	<b>3,66,340</b>	<b>7,53,921</b>

**Table 3 :**  
**Learning achievement of Boys and Girls assessed in 2008-09**

Medium	8 <sup>th</sup> Standard		Total
	Boys	Girls	
Kannada	49.46	53.08	51.24
English	49.27	54.16	51.88
Urdu	60.8	66.19	64.37
Marathi	53.43	57.4	55.63
Tamil	52.0	60.07	56.43
Telugu	59.02	64.11	61.57
<b>Total</b>	<b>54.00</b>	<b>59.17</b>	<b>56.85</b>



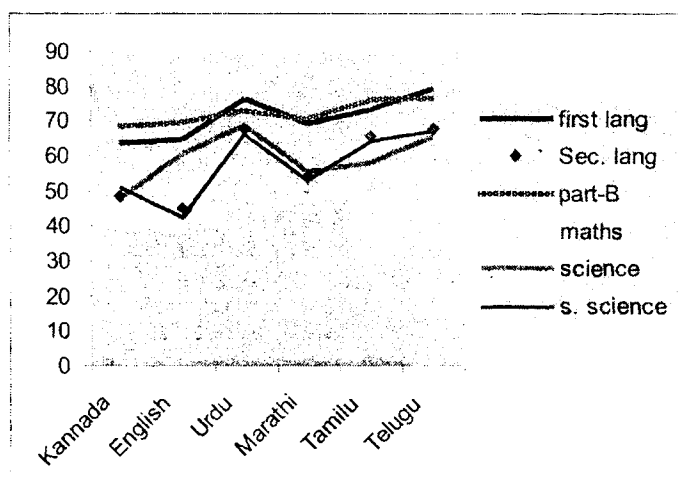
The result has revealed that girls have fared 5.17% better than the boys.

## Subject wise Learning Achievement

**Table 4:**

**Overall Learning Achievement in the state in 2008-09  
Subject wise/Medium wise**

Medium	First Language	Second Language	Part - B	Mathamatics	Science	Social Science
Kannada	63.35	48.38	68.45	45.37	47.73	50.71
English	64.42	44.93	69.91	40.78	60.62	41.98
Urdu	76.51	67.67	73.37	61.02	68.78	66
Marathi	68.96	53.84	70.62	47.41	55.64	52.73
Tamil	73.47	65.43	76.18	55.81	57.92	64.24
Telugu	79.11	67.57	76.63	58.7	65.57	67.1



After studying the table, it has been found that students of all media have achieved more than 60% in First Language and Part - B

In respect of Second Language, students belonging to Kannada, English and Marathi have achieved below 60%, where as students belonging to Urdu, Tamil and Telugu have achieved more than 60%.

In Mathematics, except the Urdu medium students, all the others have shown an achievement below 60%.

The achievement of students belonging to English, Urdu, Telugu media is more than 60% in Science and the students of other media are trailing behind.

The students of Urdu, Tamil, Telugu media have shown an achievement of more than 60% in Social studies. The achievement of students studying in Kannada, English and Marathi is less than 60%.

It has been found that students of Urdu medium have fared better in all the subjects when compared to the students belonging to Kannada and English media.

Since the achievement of Kannada Medium students is very low in the Core Subjects, they should be encouraged to study well, concentrate on studies and develop interest. It is the duty of the teachers to do this.

**TABLE - 5**


**Performance of S.C/S.T/Minority/Other students in 2008-09**

Medium	Scheduld Caste			Scheduld Tribe			Minority			others			Total		
	Boys	Girls	Total	Boys	Girls	Total	Boys	Girls	Total	Boys	Girls	Total	Boys	Girls	Total
Kannada	46.32	48.29	47.31	47.8	50.16	48.98	46.71	51.15	48.93	51.4	55.52	53.46	49.46	53.08	51.27
English	47.52	50.23	48.88	49.93	54.49	52.21	44.33	49.72	47.03	52.01	57.7	54.86	49.27	54.16	51.72
Urdu	57.5	42.5	50.00	53.33	43.33	48.33	61.07	66.35	63.71	48.06	54.54	51.3	60.8	66.19	63.50
Marathi	48.43	48.23	48.33	47.9	51.49	49.70	48.44	56.03	52.24	55.01	59.22	57.16	53.43	57.4	55.42
Tamil	55.29	57.14	56.22	45.5	81.66	63.58	43.33	64.24	53.79	48.85	62.53	55.69	52.02	60.07	56.05
Telugu	66.59	71.35	68.97	54.2	57.4	55.8	52.28	65.55	58.92	55.67	60.38	58.03	59.02	64.11	61.57

In all these categories, girls have fared better than boys.

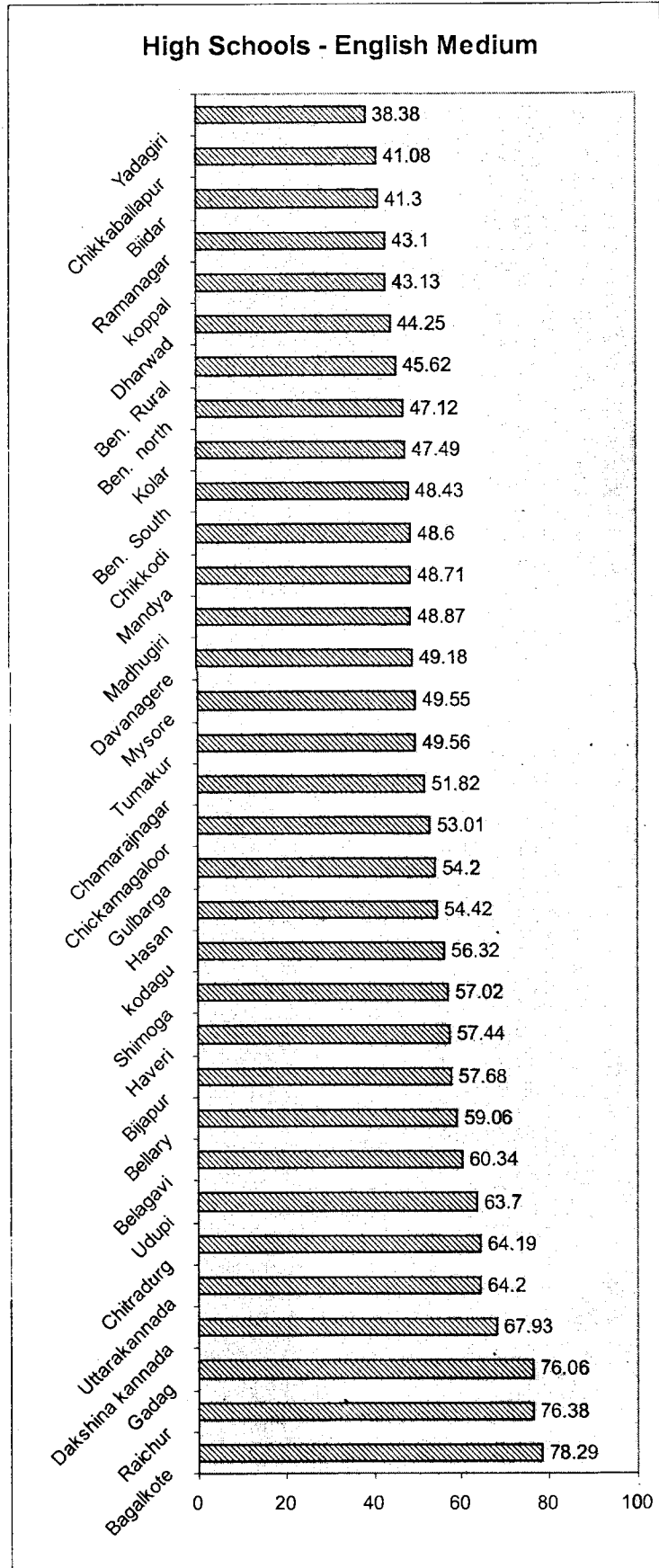
**TABLE 6: State Position of the Districts in Kannada Medium (in Percentage)**

Sl.No	District	Achievement
1	Bagalkote	69.29
2	Uttara Kannada	64.72
3	Gadag	61.52
4	Bijapur	59.09
5	Raichur	58.80
6	Dharwad	56.72
7	Chikkodi	56.17
8	Bellary	55.78
9	Udupi	55.07
10	Belagavi	53.76
11	Chitradurga	53.49
12	Haveri	52.63
13	Dakshina Kannada	52.54
14	Gulbarga	52.27
15	Hassan	51.17
16	Shimoga	50.85
17	Kodagu	50.16
18	Chamarajanagar	49.92
19	Mysore	48.72
20	Chikkamagalur	47.89
21	Koppal	47.56
22	Ramanagara	46.86
23	Bangalore Rural	46.15
24	Bangalore North	45.72
25	Kolar	45.65
26	Tumkur	45.10
27	Yadagiri	45.05
28	Davanagere	44.41
29	Mandya	44.07
30	Bangalore South	42.66
31	Madhugiri	40.12
32	Bidar	36.63
33	Chikkaballapur	34.93



**TABLE 7 : State Position of the Districts in English Medium (in Percentage)**


Sl.No	District	Achievement
1	Bagalkote	78.29
2	Raichur	76.38
3	Gadag	76.06
4	Dakshina Kannada	67.93
5	Uttara Kannada	64.20
6	Chitradurga	64.19
7	Udupi	63.70
8	Belagavi	60.34
9	Bellary	59.06
10	Bijapur	57.68
11	Haveri	57.44
12	Shimoga	57.02
13	Kodagu	56.32
14	Hassan	54.42
15	Gulbarga	54.20
16	Chikkamagaloor	53.01
17	Chamarajanagar	51.82
18	Tumkur	49.50
19	Mysore	49.55
20	Davanagere	49.18
21	Madhugiri	48.87
22	Mandya	48.71
23	Chikkodi	48.60
24	Bangalore South	48.43
25	Kolar	47.49
26	Bangalore North	47.12
27	Bangalore Rural	45.62
28	Dharwad	44.25
29	Koppal	43.13
30	Ramanagara	43.10
31	Bidar	41.30
32	Chikkaballapur	41.08
33	Yadagiri	38.38





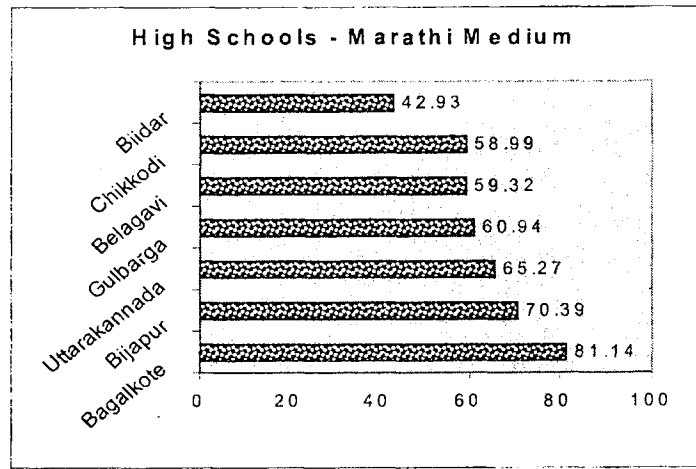
**TABLE 8: State Position of the Districts in Urdu Medium (in Percentage)**

Sl.No	District	Achievement
1	Dharwad	80.70
2	Bagalkote	77.11
3	Uttara kannada	74.91
4	Raichur	70.80
5	Belagavi	70.23
6	Bijapur	69.65
7	Gadag	69.62
8	Shimoga	69.10
9	Bellary	66.60
10	Chickamagaloor	65.34
11	Bangalore Rural	65.33
12	Haveri	63.98
13	Chikkodi	63.40
14	Chikkaballapur	63.21
15	Chamarajnagar	62.62
16	Gulbarga	62.55
17	Chitradura	62.18
18	Tumakur	61.55
19	Bangalore South	59.08
20	Yadagiri	57.69
21	Hassan	57.56
22	Koppal	57.55
23	Ramanagara	56.87
24	Davanagere	56.74
25	Bangalore North	56.53
26	Madhugiri	55.55
27	Mandya	47.12
28	Bidar	45.90
29	Kolar	38.45
30	Mysore	36.21



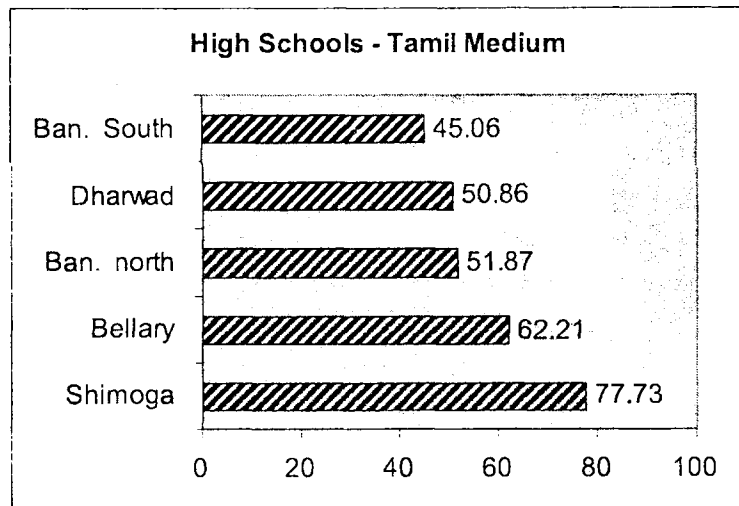
**TABLE 9: State Position of the Districts in Marathi Medium (in Percentage)**

Sl.No	District	Achievement
1	Bagalkote	81.14
2	Bijapur	70.39
3	Uttarakannada	65.27
4	Gulbarga	60.94
5	Belagavi	59.32
6	Chikkodi	58.99
7	Bidar	42.93



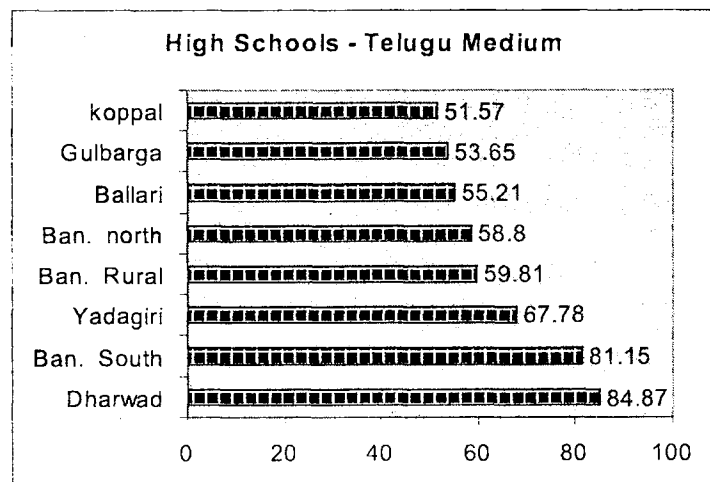
**TABLE 10 :  
State Position of the Districts in Tamil Medium ( in Percentage)**

Sl.No	District	Achievement
1	Shimoga	77.73
2	Bellary	62.21
3	Bangalore North	51.87
4	Dharwada	50.86
5	Bangalore South	45.06



**TABLE 11:  
State Position of the Districts in Telugu Medium (in Percentage)**

Sl.No	District	Achievement
1	Dharwada	84.87
2	Bangalore South	81.15
3	Yadagiri	67.78
4	Bangalore Rural	59.81
5	Bangalore North	58.80
6	Ballari	55.21
7	Gulbarga	53.65
8	Koppal	51.57



**TABLE 12 :**

**List of Five Competencies/Learning outcomes showing highest achievement by the students of Class-8 (Kannada Medium)**

Subjects	Series & Question No.	Comptencies/Learning outcomes	Percentage
First Language	A Series-10	ದಿನಪತ್ರಿಕೆಯನ್ನು ನಿರರ್ಗಳವಾಗಿ, ಸೃಷ್ಟಿವಾಗಿ ಓದುವರು	87.37
	B Series-10	ಕೈಬರಹದ ಕಾರ್ಡುಗಳನ್ನು ನಿರರ್ಗಳವಾಗಿ, ಸೃಷ್ಟಿವಾಗಿ ಓದುವರು	86.82
	C Series-10	ಮುದ್ರಿತ ಕಾರ್ಡುಗಳಲ್ಲಿನ ವಿಷಯವನ್ನು ಲೇಖನ ಚಿಹ್ನೆಗಳನ್ನು ಆಧರಿಸಿ ಓದುವರು.	86.78
	A Series-6	ಪಠ್ಯಾಂಶ - ಹಿಂದೂಸ್ಥಾನಕ್ಕೆ ಹಿಂದಿರುಗಿದುದು/ಕನ್ನಡ ತಾಯಿಯ ಸುಪ್ರಭಾತ ಈ ಗದ್ಯ/ಪದ್ಯಗಳನ್ನು ಅರ್ಥೈಸಿಕೊಂಡು ಉತ್ತರಿಸುವರು.	81.82
	B Series-5	ಪದಗಳ ಸರಿಯಾದ ರೂಪವನ್ನು ಬರೆಯುವರು.	79.26
Second Language	B Series-4	Uses appropriate Homophones.	79.96
	A Series-1	Identifies the correctly spelt words.	75.66
	A Series-4	Uses appropriate Preposition.	69.15
	A Series-2	Uses right phrasal verbs.	67.23
	A Series-5	Adds suitable Prefixes.	66.14
Maths	C Series-2	Identifies various algebraic expressions.	79.65
	C Series-1	Identifies different types of sets.	73.81
	B Series-4	Expresses the given expression in short form (Index form).	73.31
	B Series-1	Identifies Squares, Square roots, Cubes and Cuberoots	69.84
	B Series-3	Forms as many subsets as possible for a given animusal set.	68.74
Science	A Series-1	Classifies the substances into magnetic and non-magnetic substances.	87.48
	A Series-8	Lists the differences between living and non-living things.	73.37
	C Series-1	Differentiates between transverse wave and a longitudinal wave.	70.75
	B Series-4	Differentiates between heat and temperature.	64.26
	B Series-7	Differentiates the properties and uses of the allotropic forms of Carbon	63.75
Social Science	A Series-2	Describes the art and architecture of Egyptian civilisation.	80.45
	C Series-2	Recognises the Fundamental Rights of a Citizen.	78.14
	B Series-2	Explains the different measure taken by Ashoka to spread Buddhism.	76.03
	C Series-1	Recongnsises the works of government co-operative societies.	71.13
	A Series-3	Recognises the Fundamental Rights of a Citizen.	69.96
Part-B	C Series-3	Obtains the skill and problem solving	88.38
	B Series-10	Protects personal hygine.	87.92
	B Series-1	Recognises the court rules various sports.	87.75
	C Series-7	Exhibit skills of sports.	86.37
	A Series-8	Sings National Anthem and various patriotic songs rhythmically.	85.16

**TABLE 13 :****List of Five Competencies/Learning outcomes showing lowest achievement by the students of Class-8 (Kannada Medium)**

Subjects	Series & Question No.	Comptencies/Learning outcomes	Percentage
First Language	C Series-7	ಪಠ್ಯಾಂಶ - ಸರ್ವಜ್ಞನ ಸಲಹೆ ಈ ಪದ್ಯವನ್ನು ಅರ್ಥೈಸಿಕೊಂಡು ಉತ್ತರಿಸುವರು.	33.84
	A Series-8	ಪಠ್ಯಾಂಶ - ಉತ್ತರನ ಪೌರುಷ ಗದ್ಯವನ್ನು ಅರ್ಥೈಸಿಕೊಂಡು ಉತ್ತರಿಸುವರು.	39.10
	C Series-2	ಪ್ರಸ್ತಾರ ಹಾಕುವರು	41.50
	B Series-1	ಧಾತುಗಳನ್ನು ಬಳಸಿ ಪದಗಳನ್ನು ರಚಿಸುವರು	45.59
	A Series-4	ಸೂಕ್ತ ಲೇಖನ ಚಿಹ್ನೆಗಳನ್ನು ಬಳಸುವರು.	45.93
Second Language	B Series-8	Appreciates Patriotism (Textual)	20.90
	C Series-9	Paragraph Writing	21.39
	A Series-8	Appreciates the adventurous sea experience (Voyage) [Textual]	22.94
	C Series-8	Understands the Contributions of Joseph Lister	25.82
	A Series-7	Comprehends the story and characteristics of a river (Constructive and destructive) [Textual]	28.35
Part-B	A Series-5	Lists National Values.	40.95
	A Series-6	Recognises various safety measures to be taken before practicing yogic postures and pranayama.	42.21
	B Series-5	Explains various aspects of Astanga yoga.	42.39
	C Series-5	Cultivate the habit of taking oath	43.85
	A Series-2	Understands the role of SUPW in every day life.	47.47
Maths	B Series-10	Develops deductive reasoning ability.	19.72
	A Series-9	Proves theorems logically with reference to triangles	24.90
	A Series-6	Simplifies the algebraic terms using laws and indices.	27.83
	A Series-10	Constructs the triangles with precise measurement.	31.39
	C Series-7	Develops the skill of solving the problems on discount.	32.86
Science	C Series-3	Solves problems using the equations of motion.	21.08
	B Series-6	Calculates the molecular weight of a compound.	22.34
	A Series-3	Solves simple problems related to electric power.	22.23
	C Series-5	Explains the electrons configuration	23.78
	B Series-3	Solves the problems using equations of motion.	25.63
Social Science	C Series-9	Discuss the role of Greece in the development of modern Europe.	24.00
	A Series-4	Draws and locates different layers of atmosphere.	30.87
	A Series-9	Analyses and examine the movement of earth and its effects.	31.27
	B Series-4	Analyses the invasions of Alexander the great.	32.24
	B Series-9	Recognises the importance of the study of economics.	33.71

**TABLE 14****Details of achievement of districts above/below the state level Class-8. (Medium wise)**

Medium	Total Educational Districts	Overall Learning Achievement of the State (in %)	Districts Above State Average	Districts Below State Average
Kannada	33	51.24	Bagalkote Uttara Kannada Gadag Bijapur Raichur Dharwad Chikkodi Bellary Udupi Belagavi Chitradurga Haveri Dakshina Kannada Gulbarga	Hassan Shimoga Kodagu Chamarajanagar Mysore Chikkamagalur Koppal Ramanagara Bangalore Rural Bangalore North Kolar Tumkur Yadagiri Davanagere Mandya Bangalore South Madhugiri Bidar Chikkaballapur
English	33	51.88	Bagalkote Raichur Gadag Dakshina Kannada Uttara Kannada Chitradurga Udupi Belagavi Bellary Bijapur Haveri Shimoga Kodagu Hassan Gulbarga Chikkamagalur	Chamarajanagar Tumkur Mysore Davanagere Madhugiri Mandya Chikkodi Bangalore South Kolar Bangalore North Bangalore Rural Dharwad Koppal Ramanagara Bidar Chikkaballapur Yadagiri

Urdu	30	64.37	Dharwad Bagalkote Uttarakannada Raichur Belagavi Bijapur Gadag Shimoga Bellary Chickamagalo0r Bangalore Rural	Haveri Chikkodi Chikkaballapur Chamarajnagar Gulbarga Chitradura Tumakur Bangalore South Yadagiri Hasan Koppal Ramanagar Davanagere Bangalore North Madhugiri Mandya Biidar Kolar Mysore
Marathi	7	55.63	Bagalkote Bijapur Uttarakannada Gulbarga Belagavi Chikkodi	Bidar
Tamil	5	56.43	Shimoga Bellary	Bangalore North Dharwad Bangalore South
Telugu	8	61.57	Dharwad Bangalore South Yadagiri	Bangalore Rural Bangalore North Bellary Gulbarga Koppal

## Assessment in 2008-09 for Class 5 & 7

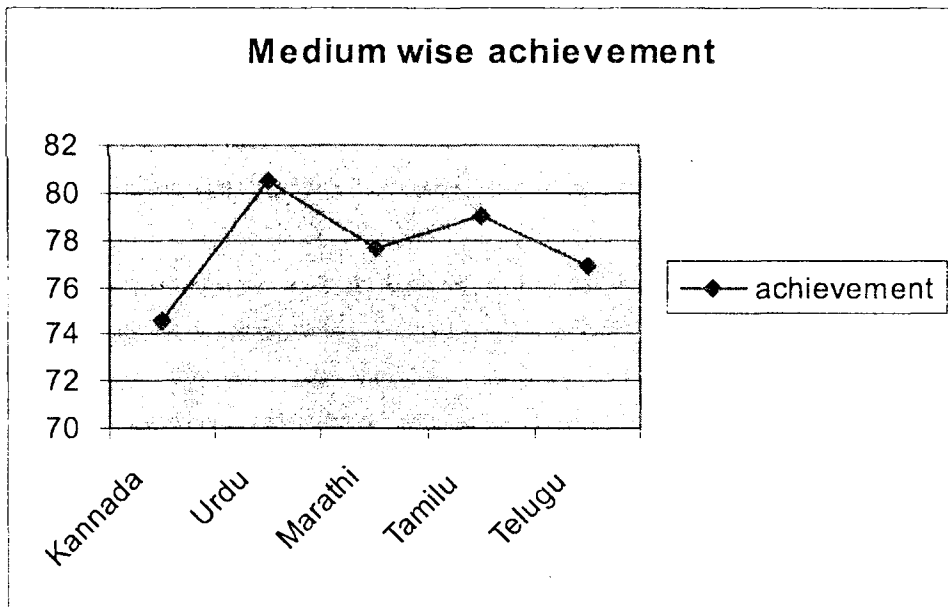
During 2008-09, 20,381 Lower primary students, 23,098 Higher primary schools together of total of 43,479 primary schools were assessed.

### 7<sup>th</sup> standard

**Table 15:**

#### Overall learning achievement of Class-7 students assessed (Medium wise)

Medium	Kannada	Urdu	Marathi	Tamil	Telugu	Total
No of Students	6,80,089	48,488	19,566	2,730	1,104	7,51,977
Achievement	74.56	80.56	77.67	79.06	76.87	



It has been found there is an improvement of 3.28% in Kannada Medium, 7.01% in Urdu Medium, 10.99% in Tamil Medium and 9.97% in Telugu Medium than the last year. But in Marathi Medium there is a decrease of 0.5% achievement.

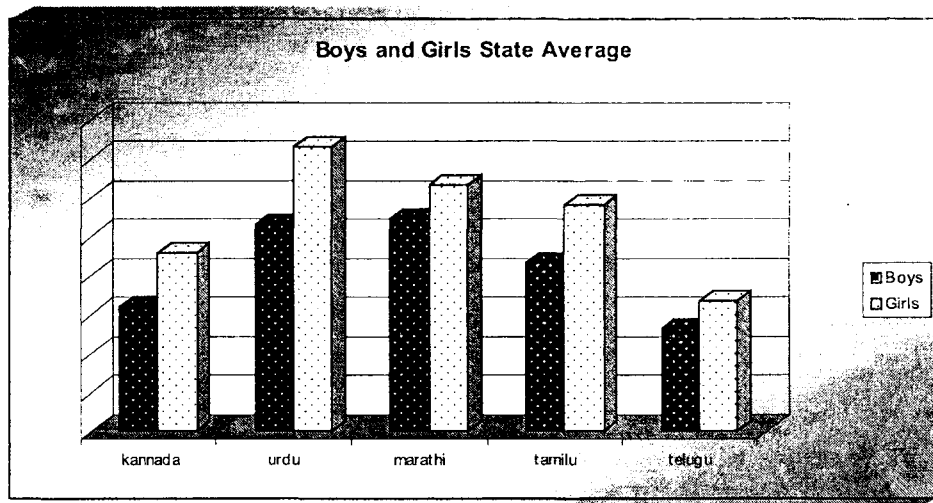
It is recalled that during 2007-08 the over all performance was as follows Kannada Medium -71.28%, Urdu Medium - 73.55%, Marathi Medium 78.17%, Tamil Medium 68.07%, Telugu Medium 66.90%

**TABLE - 16**  
**Medium wise Number of Boys and Girls assessed during 2008-09**

Medium	Class - 7		Total
	Boys	Girls	
Kannada	3,53,165	3,26,923	6,80,088
Urdu	17,722	30,766	48,488
Marathi	9,937	9,629	19,566
Tamil	1,316	1,414	2,730
Telugu	535	569	1,104
Total	3,82,675	3,69,301	7,51,976

**TABLE - 17**  
**Overall learning achievement of Boys and Girls assessed in 2008-09**

Medium	Class - 7	
	Boys	Girls
Kannada	70.43	73.23
Urdu	74.60	78.63
Marathi	74.92	76.66
Tamil	72.62	75.66
Telugu	69.27	70.67



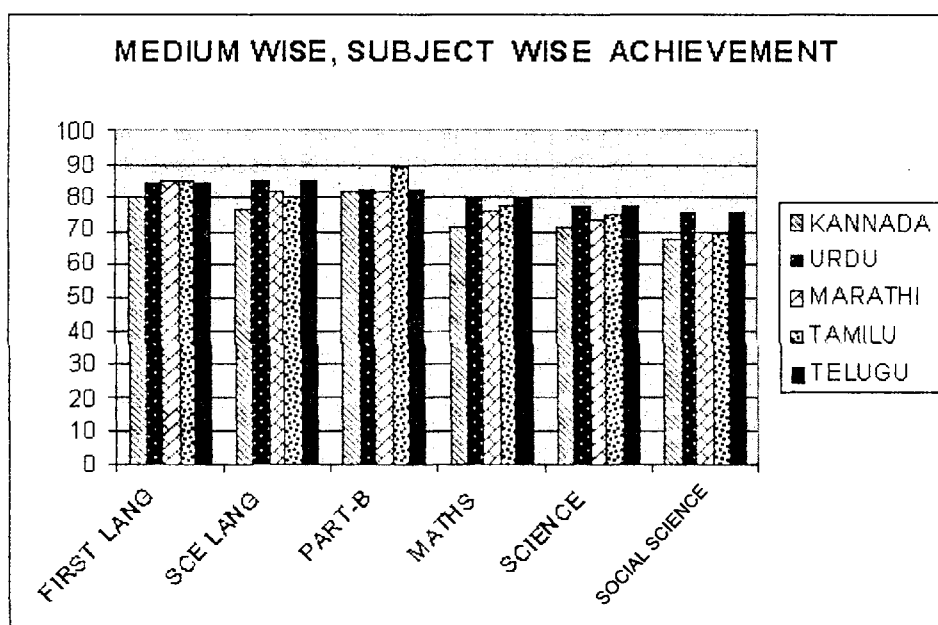
Girls have fared better in all the media in 7th standard also.



**TABLE - 18**

**Overall learning achievement in the state in 2008-09 Subject wise/Medium wise**

Medium	First Language	Second Language	Part - B	Mathamatics	Science	Socila Science
Kannada	80.02	76.21	81.13	70.97	71.09	67.92
Urdu	84.25	85.11	81.61	79.35	77.58	75.44
Marathi	85.14	81.32	81.29	75.68	73.03	69.58
Tamil	84.79	80.26	88.63	77.43	74.28	68.93
Telugu	84.27	85.11	81.61	79.35	77.57	75.43



**TABLE - 19**

**Learning Achievement of S.C/S.T/Minority/Other Students**

Medium	S.C			S.T			Minority			Others			All		
	Boys	Girls	Total	Boys	Girls	Total	Boys	Girls	Total	Boys	Girls	Total	Boys	Girls	Total
Kannada	67.62	69.56	68.59	68.59	70.02	69.31	69.75	74.43	72.09	72.39	75.31	73.85	70.43	73.23	71.83
Urdu	59.24	90.00	74.62	69.79	75.56	72.67	74.87	78.94	76.91	62.27	71.86	67.06	74.60	78.63	76.62
Marathi	69.43	70.66	70.05	69.98	70.57	70.28	71.11	73.4	72.26	76.63	78.31	77.47	74.92	76.66	75.79
Tamil	72.74	75.35	74.04	73.61	83.85	78.73	74.3	76.44	75.37	73.03	77.00	75.01	72.62	75.66	74.14
Telugu	71.12	67.49	69.30	71.56	69.84	70.70	63.46	70.15	66.81	69.21	73.61	71.41	69.27	70.67	69.97

**TABLE - 20**

**List of Five Competencies/Learning outcomes showing highest achievement by the students of Class-7 (Kannada Medium)**

Subjects	Series & Question No.	Comptencies/Learning outcomes	Percentage
First Language	A Series 2	ಧ್ವನಿ ಸಾಮ್ಯ ಪದಗಳನ್ನು ವರ್ಗೀಕರಿಸಿ, ಬರವಣಿಗೆಯಲ್ಲಿ ಬಳಸುವರು.	94.28
	B Series 5	ಅನ್ಯಲಿಂಗ ವಾಕ್ಯಗಳ ಪರಿವರ್ತನೆಯನ್ನು ಅರ್ಥೈಸಿಕೊಂಡು ಬರೆಯುವರು	92.58
	A Series 10	ವಿವಿಧ ಮುದ್ರಿತ ವಿಷಯವನ್ನು ಲೇಖನ ಚಿಹ್ನೆ ಗಮನಿಸಿ ಸ್ಪಷ್ಟ ಉಚ್ಚಾರಣೆ ಮತ್ತು ಸ್ವರಭಾರದೊಂದಿಗೆ ಓದುವರು	91.90
	B Series 10	ಕೈಬರಹದ ಬರವಣಿಗೆಯನ್ನು ನಿರರ್ಗಳವಾಗಿ ಓದುವರು	91.90
	C Series 10	ದಿನ ಪತ್ರಿಕೆಯನ್ನು ಓದುವರು	91.78
Second Language	A Series 2	Identifies the rhyming words.	91.46
	A Series 5	Uses plural forms of words.	88.28
	A Series 4	Forms compound words.	86.55
	A Series 3	Learns the Use of 'if' clause.	86.38
	B Series 6	Writes antonyms of words.	85.52
Part-B	B Series 1	Appreciates the importance of physical education.	92.46
	A Series 2	Recognises the different types of dances and musical instruments and their uses.	91.59
	C Series 7	Demonstrates mass drill and rhythmic activities.	91.57
	B Series 7	Demonstrates simple exercises.	91.37
	A Series 10	Maintains the cleanliness of the body.	91.31
Maths	C Series 1	Finds the sum of like and unlike algebraic terms.	94.14
	A Series 4	Writes the fractions in ascending/decending orders.	92.67
	B Series 1	Interprets the commutative and associative property of multiplication related to algebraic expressions.	90.39
	B Series 2	Identifies the like and unlike algebraic terms	89.38
	A Series 1	Classifies the algebraic terms.	89.54
Science	A Series 3	Matches the names of the animals with their nutritive part.	85.30
	B Series 2	Suggests the molecular formula for compounds and symbol for elements	84.98
	A Series 9	Explains the features of non infectious diseases.	82.29
	B Series 10	Identifies the important constituents of air.	80.37
	A Series 1	Explains the structure of a cell	79.35
Social Science	C Series 1	Identifies the developments during the period of renaissance	90.94
	B Series 1	Recalls the principles of humanism during the renaissance period.	90.45
	C Series 3	Identifies the new discoveries and various discoveries of geographical exploration.	89.21
	A Series 2	Recalls the achievements of UNO	87.51
	B Series 3	Interprets the main objective behind the remedies for economic problems and their projects.	85.80

**TABLE - 21**

List of Five Competencies/Learning outcomes showing lowest achievement by the students of Class-7 (Kannada Medium)

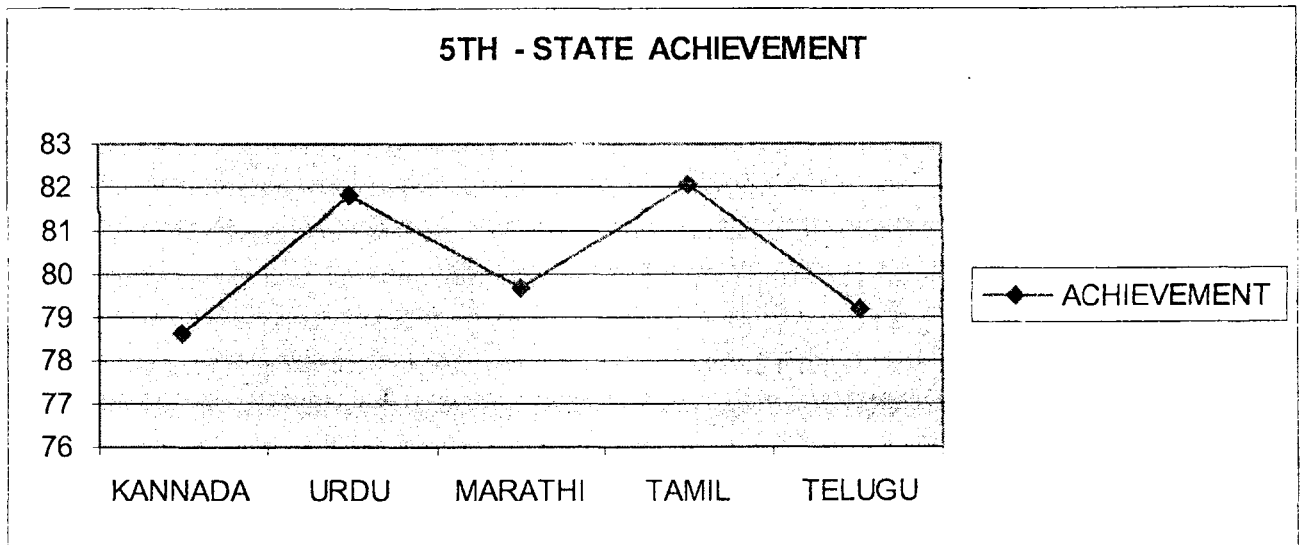
Subjects	Series & Question No.	Comptencies/Learning outcomes	Percentage
First Language	B Series 2	ವಾಕ್ಯಗುಚ್ಛಗಳಿಗೆ ಸೂಕ್ತ ಲೇಖನ ಚಿಹ್ನೆಗಳನ್ನು ಹಾಕುವರು.	53.54
	C Series 8	ಓದಿದ ವಿಷಯ ವಿಚಾರಗಳ ಬಗೆಗೆ ಆಲೋಚಿಸಿ ತಾರ್ಕಿಕ ನಿಲುವನ್ನು ಪಡೆದು ತೀರ್ಮಾನಕ್ಕೆ ಬರುವ ಸಾಮರ್ಥ್ಯವನ್ನು ರೂಢಿಸಿಕೊಂಡು ಬರೆಯುವರು	63.19
	A Series 3	ವಿಷಯಾನುಸಾರ ಸಹಜ ಚರ್ಚೆ, ಸಂವಾದ, ವಿವರ ನೀಡುವುದರೊಂದಿಗೆ ಬರೆಯುವ ಸಾಮರ್ಥ್ಯವನ್ನು ಪಡೆಯುವರು.	65.71
	B Series 7	ರಚನಾಕಲೆಯಲ್ಲಿ ಗಾದೆ ಮಾತನ್ನು ವಿಸ್ತರಿಸಿ ಬರೆಯುವರು	69.76
	C Series 9	ಪ್ರವಾಸ ಕಥನವನ್ನು ಆಲಿಸಿ ಅರ್ಥಮಾಡಿಕೊಂಡು ಪ್ರಶ್ನೆಗಳಿಗೆ ಉತ್ತರಿಸುವರು.	70.73
Second Language	A Series 6	Frames questions.	54.74
	C Series 7	Answers textual questions.	58.78
	A Series 10	Speaks about the importance of festivals or any other topic.	66.62
	C Series 5	Writes two or three sentences on a given topic	64.77
	B Series 7	Uses words expressing frequency of an action.	69.98
Part-B	B Series 4	Practice the social values.	47.63
	B Series 2	Explains the different yogic exercises.	49.04
	A Series 4	Interpreters the importance of adoption of individual values	59.51
	A Series 6	Appreciates the importance of projects.	65.55
	B Series 5	Finds the differences between the polynomials.	70.86
Maths	C Series 7	'BODMAS' Simplifies by opening the brackets.	35.37
	A Series 2	Finds the products of the algebraic expressionist of the type $(X+a)(X+b)$ .	46.40
	A Series 8	Solves the problems on percentage related to daily life.	54.73
	B Series 5	Finds the differences between the polynomials.	55.81
	B Series 8	Finds the products of the expressions of the type $(a+b)^2$ .	57.72
Science	A Series 6	Explains the anomalous expansion of water with reasons.	48.73
	C Series 1	Explains the methods of separation of mixtures and solutions.	56.97
	A Series 5	Recognises unicellular and multicellular organisms to have specific excretory organs.	63.50
	A Series 4	Draws and labels the vertical section of human heart.	63.77
	C Series 5	Describes with a diagram that water is a bad conductor of heat.	64.47
Social Science	A Series 9	Analyes the factors that influence the climate of Europe.	37.80
	C Series 8	Explains the impact of Religious reforms.	51.28
	B Series 6	Lists the economic problems that influenced religion reform movement of 16th century.	53.80
	C Series 9	Discuss the problems of children, the reasons and remedies.	54.02
	B Series 5	Explains the system of education and its effects during the British periods.	54.69

## 5<sup>TH</sup> STANDARD

TABLE - 22

Overall learning achievement of Class-5 students assessed  
(MEDIUM WISE)

Medium	Kannada	Urdu	Marathi	Tamil	Telugu	Total
No. of Students	6,90,575	56,004	17,911	2,537	1,157	7,68,184
Learning Achievement	78.60	81.80	79.68	82.04	79.21	



The achievement has been found to be more by 7.8% in Kannada medium, 8.65% in Urdu medium, 1.77% in Marathi medium, 15.39% in Tamil medium and 12.6% in Telugu medium, when compared to last year.

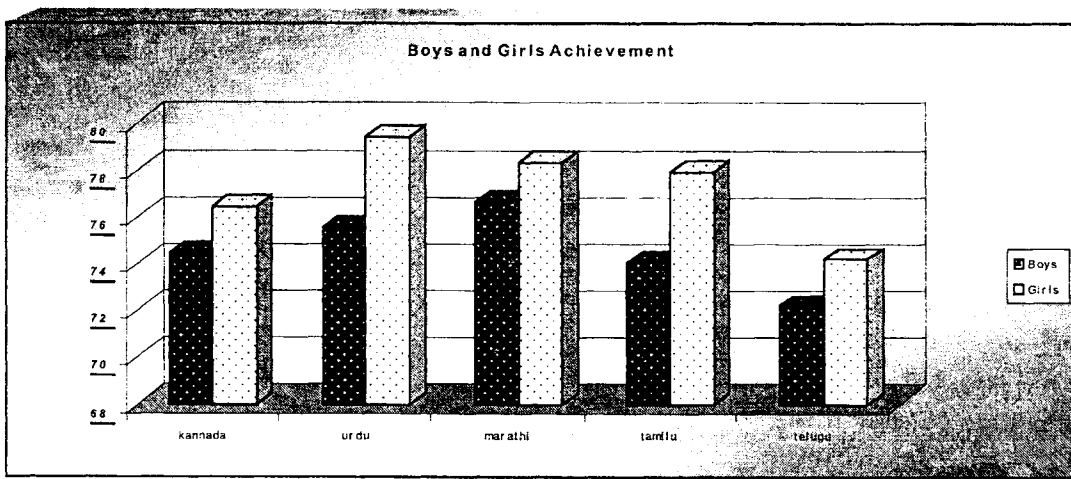
In 2007-08, the over all learning achievement was as follows: Kannada-70.80%, Urdu-73.15%, Marathi-77.91%, Tamil-66.65, Telugu-66.61%

**TABLE - 23****Medium wise Number of Boys and Girls assessed during 2008-09**

Medium	Class- 5		Total
	Boys	Girls	
Kannada	3,56,999	3,33,576	6,90,575
Urdu	21,539	34,465	56,004
Marathi	8,925	8,986	17,911
Tamil	1,257	1,280	2,537
Telugu	564	593	1,157
Total	3,89,284	3,78,900	7,68,184

**TABLE - 24****Overall Learning Achievement of Boys and Girls assessed in 2008-09**

Medium	Class- 5	
	Boys	Girls
Kannada	74.41	76.44
Urdu	75.55	79.39
Marathi	76.63	78.34
Tamil	74.01	77.95
Telugu	72.21	74.20

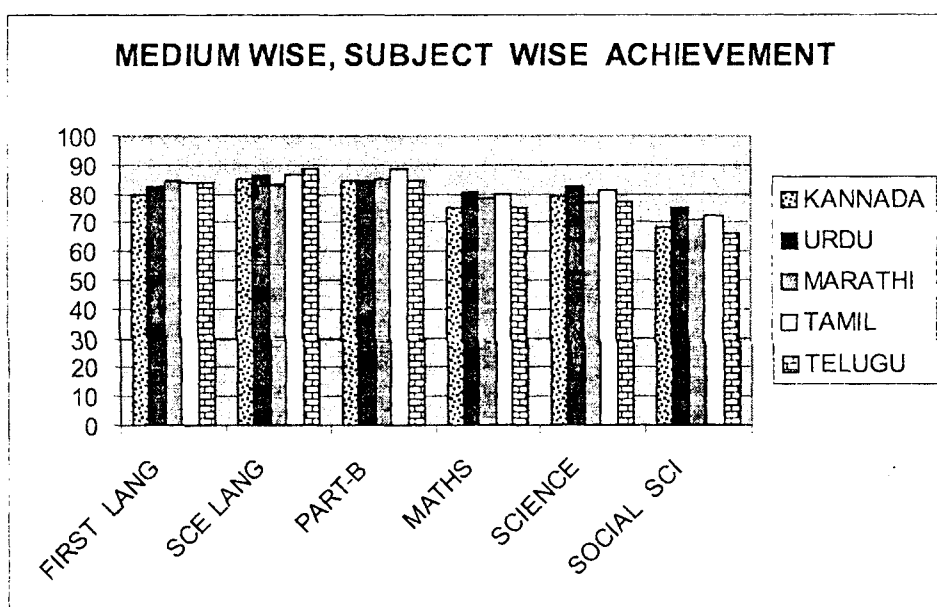


As in 7<sup>th</sup> and 8<sup>th</sup> standards, the girls have fared better in all the media in the 5<sup>th</sup> standard also.

**TABLE - 25**

**Overall Learning Achievement in the state in 2008-09 Subject/Medium wise**

Medium	1st Language	2nd Language	Part - B	Mathematics	Science	Social Science
Kannada	80.06	85.13	84.28	75.02	78.77	68.33
Urdu	82.63	86.38	84.17	80.23	82.39	74.97
Marathi	84.15	83.06	84.80	78.07	77.36	70.65
Tamil	83.79	86.43	88.85	79.76	81.23	72.20
Telugu	83.87	88.19	84.32	75.05	77.33	66.52



**TABLE - 26**

**Overall Learning Achievement of S.C/S.T/Minority/Other Students**

Medium	S.C			S.T			Minority			Others			All		
	Boys	Girls	Total	Boys	Girls	Total	Boys	Girls	Total	Boys	Girls	Total	Boys	Girls	Total
Kannada	72.37	73.26	72.82	73.01	73.89	73.45	72.88	76.43	74.65	76.20	78.49	77.35	74.41	76.44	75.43
Urdu	71.19	50.95	61.07	74.62	85.15	79.88	76.11	79.67	77.89	59.45	73.27	66.36	75.55	79.39	77.47
Marathi	69.11	69.91	69.51	69.40	72.14	70.77	74.22	75.44	74.83	78.79	80.80	79.80	76.63	78.34	77.49
Tamil	73.38	77.62	75.50	80.00	85.00	82.50	78.36	83.12	80.74	75.29	78.29	76.79	74.01	77.95	75.98
Telugu	74.13	70.95	72.54	80.14	81.69	80.92	70.54	84.57	77.55	69.28	74.70	71.99	72.21	74.20	73.21

**TABLE - 27**

List of Five Competencies/Learning outcomes showing highest achievement by the students of Class-5 (Kannada Medium)

Subjects	Series & Question No.	Comptencies/Learning outcomes	Percentage
First Language	A Series 3	ಎರುದ್ಧಾರ್ಥಕ ಪದಗಳನ್ನು ಗುರ್ತಿಸಿ ಬರೆಯುವರು	93.61
	B Series 10	ಭಿತ್ತಿ ಪತ್ರಗಳನ್ನು ನಿರರ್ಗಳವಾಗಿ ಓದುವರು	91.01
	A Series 5	ವರ್ಣಮಾಲೆಯಲ್ಲಿರುವ ಸ್ವರ, ವ್ಯಂಜನ ಮತ್ತು ಯೋಗವಾಹಕಗಳನ್ನು ಗುರ್ತಿಸುವರು.	90.38
	C Series 10	ಕೈ ಬರಹದ ಬರವಣಿಗೆಯನ್ನು ನಿರರ್ಗಳವಾಗಿ ಓದುವರು	88.51
	A Series 10	ಮುದ್ರಿತ ಕಾರ್ಡುಗಳಲ್ಲಿರುವ ಸಂಭಾಷಣೆಯನ್ನು ನಿರರ್ಗಳವಾಗಿ ಓದುವರು	88.41
Second Language	B Series 2	Match the following letters of the alphabet with capital	95.86
	C Series 1	Copy Simple Sentences	95.64
	A Series 3	Copy simple words	95.63
	A Series 1	Copy small letters of English Alphabet.	94.86
	B Series 1	Copy the big alphabet letters of English	94.25
Part-B	B Series 4	Recognise different mass drill and rhythmic activities.	92.13
	C Series 4	Recognise important Artists.	91.07
	C Series 2	Recognise different yogic postures.	91.02
	B Series 1	Recognise different types of sports.	91.01
	B Series 3	Recognise positive emotional thoughts.	90.97
Maths	B Series 4	Recognise the inter relation ship of fractions, decimals and percentages.	91.71
	A Series 1	Forms Big and Small digit numbers using data	91.20
	B Series 5	Solves simple problems on additional subs traction of mixed operations using different units.	90.19
	C Series 9	Constructs rectangle and square using protractes and scale.	89.98
	C Series 5	Solve problems on fractions using multiplication and division.	89.62
Science	B Series 3	Explains various uses of transparent and opaque things.	92.08
	C Series 3	Recognises importance of simple machines.	85.36
	A Series 2	Lists the uses of Oxygen.	84.16
	B Series 1	Lists the salient features of living organisms	82.37
	B Series 5	Recognises the importance of energy in daily life.	80.11
Social Science	B Series 1	Recognises the special features of systematic town planning of Indus valley Civilization	93.76
	A Series 1	Recognises the life of Old Stone Age on the time line	89.37
	C Series 3	Recognises the physical features of India.	88.48
	C Series 4	Explains the various concepts regarding Jainism and the life of Mahaveera	88.41
	C Series 5	Explains different rural development projects.	87.18

**TABLE - 28**

**List of Five Competencies/Learning outcomes showing lowest achievement by the students of Class-5 (Kannada Medium)**

Subjects	Series & Question No.	Comptencies/Learning outcomes	Percentage
First Language	B Series 2	ಘಟನೆಯನ್ನು ವಿವರಿಸುವರು	63.72
	B Series 6	ಅನೌಪಚಾರಿತ ಸರಳ ಪತ್ರ ಬರೆಯುವರು	63.76
	A Series 2	ಪಠ್ಯದಲ್ಲಿನ ಹೇಳಲಾದ ವಿಚಾರಗಳನ್ನು ತಾರ್ಕಿಕವಾಗಿ ಚರ್ಚಿಸಿ ತೀರ್ಮಾನಕ್ಕೆ ಬಂದು ಉತ್ತರಿಸುವರು.	67.07
	A Series 6	ವಾಕ್ಯದಲ್ಲರುವ ಪದಗಳ ವಚನ ಬದಲಾಯಿಸಿ ಬರೆಯುವರು	70.59
	C Series 1	ಪಠ್ಯವನ್ನು ಓದಿದ ನಂತರ ಏಕೆ? ಎಂಬ ಪ್ರಶ್ನೆಗಳಿಗೆ ಉತ್ತರಿಸಲು ಸಮರ್ಥರಾಗುವರು	71.72
Second Language	C Series 5	Listen and comprehend simple stories.	68.85
	A Series 8	Locate positions of Objects.	70.44
	C Series 10	Solve the simple riddles.	75.89
	A Series 7	Associate the parts of body with their functions.	76.82
	C Series 9	Read the simple words.	77.10
Part-B	C Series 5	Explain the details of project they have prepared	55.17
	B Series 5	Complete the given picture.	68.31
	C Series 6	Provide information regarding safety measures and first aid.	70.13
	A Series 8	Exhibit Drill and Marching.	78.38
	A Series 2	Understands the meaning and scope of yoga.	78.88
Maths	A Series 8	Solves problems of decimal numbers which have different units in multiplicaities, division and mixed operations	41.43
	C Series 10	Solves problems using rectangle and sequase.	51.26
	B Series 10	Use geometrical instruments accurately.	52.79
	C Series 8	Analyse and solve problems of fractions.	53.88
	C Series 9	Construct rectangle and squase using protractes and scale.	57.83
Science	C Series 4	Recognises the importance of different land surfaces.	49.73
	A Series 3	Explains simple experiments.	58.27
	B Series 8	Tells systematic way of leading life in the society.	64.93
	B Series 6	Lists the uses of lives and inclined plane	67.40
	A Series 5	Explains the importance of alternative fuels.	67.73
Social Science	B Series 10	Locate different latitudes and longitudes on the outline map of Globe.	47.59
	C Series 9	Critically analyses various causes of problems of urban population.	52.06
	B Series 8	Analyses the suggestions to improve the life of people of urban areas.	52.82
	B Series 7	Explains the difference between weather and climate	53.38
	C Series 8	Describes the personality of Samarat Ashoka	54.48

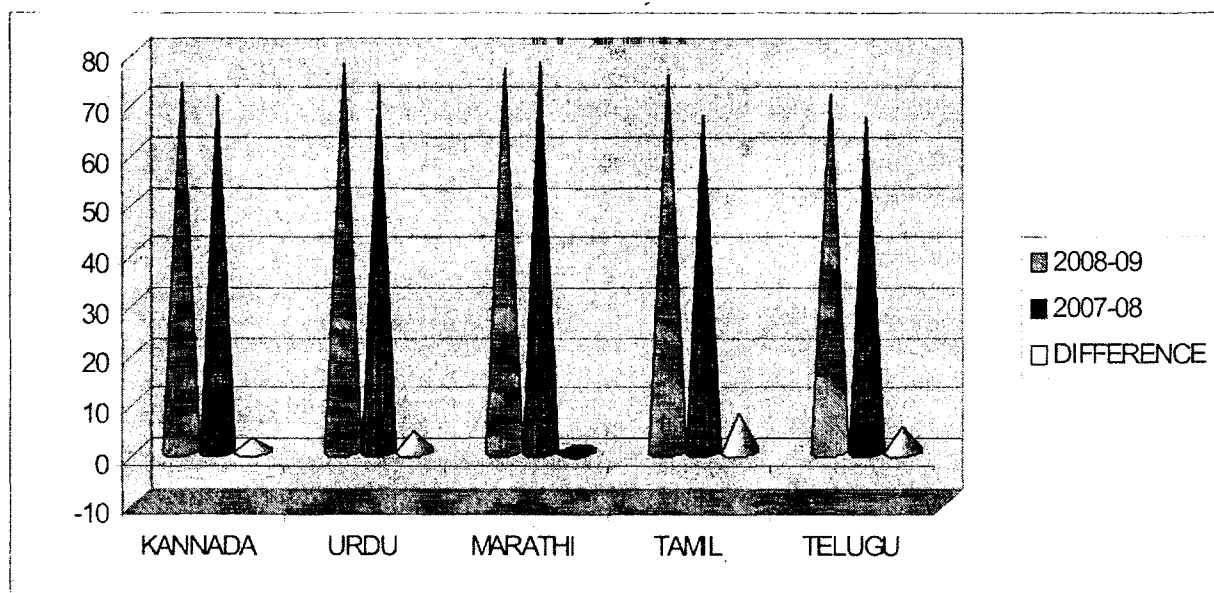


**TABLE - 29**  
**Management wise overall performance in the state**  
**(Primary Education)**

Type of School	L.P.S	H.P.S	Urban	Rural	Government	Aided
Learning Achievement	76.26	73.62	75.08	74.80	75.08	70.97

**TABLE - 30**  
**2007-08 and 2008-09 Comparison of the overall learning**  
**achievement in the state (Medium wise and primary school level)**


Year/Medium	Kannada	Urdu	Marathi	Tamil	Telugu
2008-09	73.58	77.57	76.61	75.11	71.68
2007-08	71.04	73.33	78.04	67.38	66.70
Difference	2.54	4.24	-1.43	7.73	4.98



It is found that, there was increase in the performance, in all media except Marathi Medium compared to last year.


**TABLE 31: State Position of the Districts - Kannada Medium**

Sl.No	District	Achievement
1	Uttarakannada	86.44
2	Bagalkote	86.21
3	Hassan	83.52
4	Dakshina Kannada	83.06
5	Raichur	80.73
6	Gadag	80.71
7	Kodagu	79.42
8	Belagavi	78.47
9	Chikkodi	78.41
10	Udupi	78.31
11	Shimoga	77.31
12	Ramanagar	77.08
13	Dharwad	76.65
14	Bangalore Rural	74.18
15	Mysore	74.02
16	Chamarajnar	73.42
17	Bellary	72.96
18	Kolar	72.82
19	Bangalore south	72.47
20	Chitradurga	72.44
21	Mandya	72.32
22	chickamagaloor	72.22
23	Bangalore north	71.76
24	Haveri	71.50
25	Bijapur	71.05
26	Tumakur	69.86
27	Koppal	69.53
28	Madhugiri	68.32
29	Davanagere	66.74
30	Chikkaballapur	64.92
31	Gulbarga	63.17
32	Yadagiri	61.04
33	Bidar	57.68



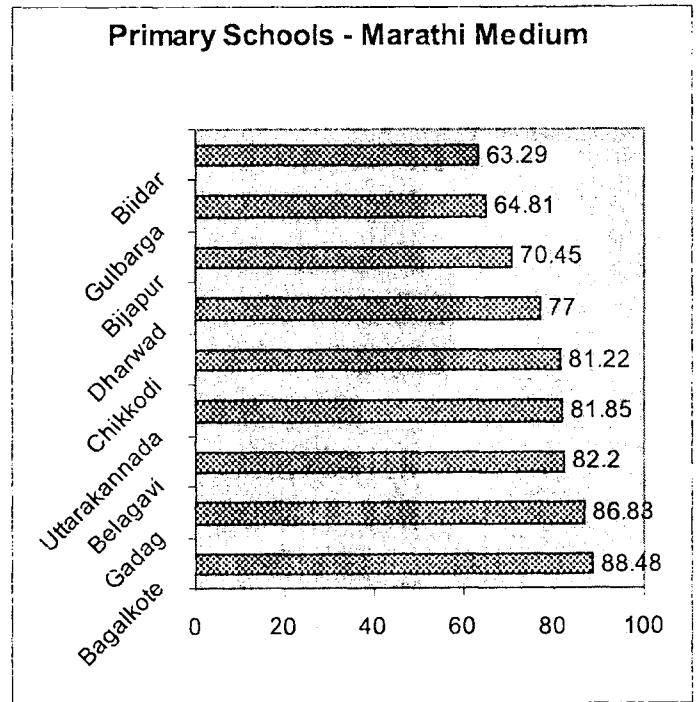
**TABLE 32 : State Position of the Districts - Urdu Medium**

Sl.No	District	Achievement
1	Bagalkote	87.24
2	Uttara kannada	86.81
3	Dharwad	86.63
4	Shimoga	84.99
5	Hassan	83.11
6	Kolar	82.66
7	Ramanagar	81.68
8	Chikkodi	81.52
9	Belagavi	80.88
10	Bangalore Rural	80.66
11	Raichur	80.64
12	Bangalore South	79.33
13	Mysore	79.16
14	Koppal	79.12
15	Gadag	78.70
16	Chikamagaloor	77.07
17	Davanagere	77.07
18	Chitradurga	76.85
19	Kodagu	76.85
20	Haveri	76.49
21	Bijapur	76.22
22	Mandya	76.11
23	Bangalore North	75.79
24	Tumakur	74.96
25	Bellary	74.58
26	Medhugiri	74.26
27	Yadagiri	74.2
28	Udupi	74.19
29	Chamarajnagar	71.19
30	Gulbarga	71.27
31	Chikkaballapur	70.59
32	Bidar	67.1
33	Dakshina Kannada	66.05




**TABLE 33 : State Position of the Districts - Marathi Medium**

Sl.No	District	Achievement
1	Bagalkote	88.48
2	Gadag	86.83
3	Belagavi	82.20
4	Uttara kannada	81.85
5	Chikkodi	81.22
6	Dharwad	77.00
7	Bijapur	70.45
8	Gulbarga	64.81
9	Bidar	63.29



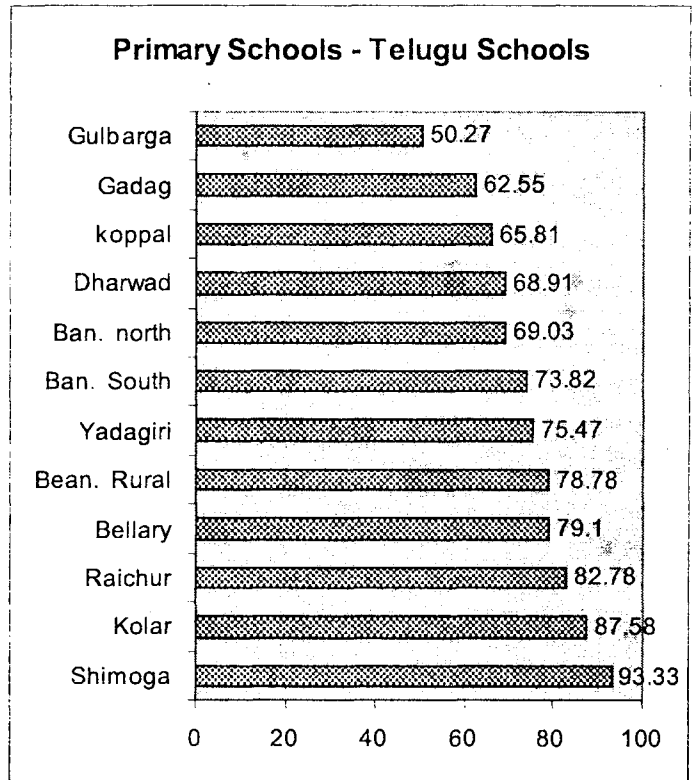
**TABLE 34 : State Position of the Districts - Tamil Medium**

Sl.No	District	Achievement
1	Mysore	93.89
2	Kodagu	89.95
3	Shimoga	85.66
4	Bellary	84.25
5	Dharwad	84.24
6	Chamarajnagar	83.45
7	Hasan	82.22
8	Chikamagaloor	78.81
9	Bangalore North	74.72
10	Bangalore South	73.83
11	Kolar	69.29
12	Chitradurga	68.12
13	Mandya	67.91
14	Davanagere	33.06



**TABLE 35 : State Position of the Districts - Telugu Medium**

Sl.No	District	Achievement
1	Shimoga	93.33
2	Kolar	87.58
3	Raichur	82.78
4	Bellary	79.10
5	Bangalore Rural	78.78
6	Yadagiri	75.47
7	Bangalore South	73.82
8	Bangalore North	69.03
9	Dharwad	68.91
10	Koppal	65.81
11	Gadag	62.55
12	Gulbarga	50.27



**TABLE 36 :**  
**Overall learning achievement in the state from 2005-06 to 2008-09 and**  
**State Position (in Percentage) - Kannada Medium**

District Name	2005-06		2006-07		2007-08		2008-09	
	Achievement	Position	Achievement	Position	Achievement	Position	Achievement	Position
Bagalkote	58.85	11	67.60	9	82.35	1	86.21	2
Bangalore North	48.95	24	60.00	22	73.26	16	71.76	23
Bangalore South	52.15	20	52.10	28	71.71	13	72.47	19
Bangalore Rural	63.13	6	66.90	10	75.14	11	74.18	14
Belagavi	63.95	4	75.50	2	77.40	6	78.47	8
Bellary	40.83	31	63.50	14	70.29	19	72.96	17
Biidar	46.12	30	55.80	25	58.87	30	57.68	33
Bijapur	48.20	25	61.50	19	70.53	18	71.05	25
Chamarajnar	49.65	23	50.70	29	68.59	21	73.42	16
Chikkaballapur	58.08	13	60.50	23	67.58	24	64.92	30
Chikkodi	62.55	7	70.10	7	75.05	9	78.41	9
Chickamagaloor	58.08	13	60.50	21	68.38	22	72.22	22
Chitradurga	57.76	14	55.80	25	65.88	26	72.44	20
Dakshina kannada	58.98	10	55.50	27	79.22	4	83.06	4
Davanagere	51.75	21	64.00	13	64.56	27	66.74	29
Dharwad	47.32	29	70.20	6	73.22	12	76.65	13
Gadag	58.19	12	62.50	16	79.02	5	80.71	6
Gulbarga	47.59	28	61.70	18	61.05	29	63.17	31
Hassan	63.26	5	73.20	5	76.79	8	83.52	3
Haveri	64.70	2	73.60	4	71.07	15	71.50	24
kodagu	54.70	16	55.70	26	77.04	7	79.42	7
Kolar	53.41	17	52.70	15	71.18	17	72.82	18
Koppal	50.73	22	59.20	23	62.54	28	69.53	27
Madhugiri	61.85	9	56.90	10	55.76	32	68.32	28
Mandya	53.38	18	57.30	24	69.13	20	72.32	21
Mysore	54.97	15	61.90	17	72.16	14	74.02	15
Raichur	52.23	19	66.00	11	66.64	25	80.73	5
Shimoga	47.97	26	64.70	12	75.57	10	77.31	11
Tumakur	62.23	8	69.80	8	68.29	23	69.86	26
Udupi	67.50	1	74.20	3	80.44	3	78.31	10
Uttara kannada	64.35	3	77.80	1	80.79	2	86.44	1
Yadagiri	47.89	27	60.80	20	56.91	31	61.04	32
Ramanagar	-	-	-	-	-	-	77.08	12

**TABLE 37 :****Overall learning achievement in the state from 2006-07 to 2008-09 and State Position  
(in Percentage)- Urdu Medium**

District Name	2006-07		2007-08		2008-09	
	Achievement	Position	Achievement	Position	Achievement	Position
Bagalkote	62.90	21	82.85	1	87.24	1
Bangalore North	69.30	12	75.97	11	75.79	23
Bangalore South	64.40	19	72.43	19	79.33	12
Bangalore Rural	69.70	10	76.24	10	80.66	10
Belagavi	72.70	6	80.12	5	80.88	9
Bellary	64.60	18	71.82	20	74.58	25
Biidar	58.00	26	61.94	31	67.1	32
Bijapur	60.30	24	72.97	18	76.22	21
Chamarajnar	49.30	30	68.19	26	71.19	29
Chikkaballapur	55.70	29	64.14	29	70.59	31
Chikkodi	74.10	4	78.95	7	81.52	8
Chickamagaloor	69.40	11	71.50	21	77.07	16
Chitradurga	58.40	25	75.04	14	76.85	18
Dakshina kannada	70.70	8	78.41	8	66.05	33
Davanagere	66.80	16	74.24	17	77.07	17
Dharwad	76.10	2	82.33	2	86.63	3
Gadag	60.70	23	81.52	4	78.70	15
Gulbarga	72.00	7	69.54	24	71.27	30
Hassan	74.00	5	77.70	9	83.11	5
Haveri	72.00	7	75.26	13	76.49	20
kodagu	47.70	31	69.60	22	76.85	19
Kolar	63.10	20	74.77	16	82.66	6
Koppal	61.00	22	64.06	30	79.12	14
Madhugiri	68.90	13	60.59	32	74.26	26
Mandya	56.20	27	67.10	27	76.11	22
Mysore	55.80	28	74.81	15	79.16	13
Raichur	68.00	15	65.71	28	80.64	11
Shimoga	65.40	17	82.04	3	84.99	4
Tumakur	77.40	1	68.46	25	74.96	24
Udupi	75.90	3	75.60	12	74.19	28
Uttara kannada	70.20	9	79.27	6	86.81	2
Yadagiri	68.40	14	69.13	24	74.20	27
Ramanagar	-	-	-	-	81.68	7

**TABLE 38 :**  
**Overall learning achievement in the state from 2006-07 to 2008-09 and**  
**State Position (in Percentage) -Marathi Medium**

District Name	2006-07		2007-08		2008-09	
	Achievement	Position	Achievement	Position	Achievement	Position
Bagalkote	63.70	7	80.71	3	88.48	1
Bangalore North	-	-	-	-	-	-
Bangalore South	-	-	-	-	-	-
Bangalore Rural	-	-	-	-	-	-
Belagavi	70.70	4	82.39	2	82.20	3
Bellary	-	-	-	-	-	-
Biidar	60.40	8	67.87	9	63.29	9
Bijapur	50.60	9	75.76	5	70.45	7
Chamarajnapur	-	-	-	-	-	-
Chikkaballapur	- -	-	-	-	-	-
Chikkodi	74.60	2	80.68	4	81.22	5
Chickamagaloor	-	-	-	-	-	-
Chitradurga	-	-	-	-	-	-
Dakshina kannada	-	-	-	-	-	-
Davanagere	-	-	-	-	-	-
Dharwad	69.10	6	75.56	7	77.00	6
Gadag	84.90	1	82.78	1	86.83	2
Gulbarga	70.00	5	69.94	8	64.81	8
Hassan	-	-	-	-	-	-
Haveri	-	-	-	-	-	-
kodagu	-	-	-	-	-	-
Kolar	-	-	-	-	-	-
Koppal	- -	-	-	-	-	-
Madhugiri	-	-	-	-	-	-
Mandya	-	-	-	-	-	-
Mysore	-	-	-	-	-	-
Raichur	-	-	-	-	-	-
Shimoga	-	-	-	-	-	-
Tumakur	-	-	-	-	-	-
Udupi	-	-	-	-	-	-
Uttara kannada	73.00	3	74.58	6	81.85	4
Yadagiri	-	-	-	-	-	-
Ramanagar	-	-	-	-	-	-



**TABLE 39 :****Overall learning achievement in the state from 2007-08 to 2008-09 and State Position (in Percentage) Tamil Medium & Telugu Medium**

District Name	Tamil Medium				Telugu Medium			
	2007-08		2008-09		2007-08		2008-09	
	Achievement	Position	Achievement	Position	Achievement	Position	Achievement	Position
Bagalkote	-	-	-	-	-	-	-	-
Bangalore North	73.97	4	74.72	9	64.71	8	69.03	8
Bangalore South	69.08	8	73.83	10	69.25	7	73.82	7
Bangalore Rural	-	-	-	-	-	-	78.78	5
Belagavi	-	-	-	-	-	-	-	-
Bellary	70.52	5	84.25	4	70.06	5	79.10	4
Biidar	-	-	-	-	57.26	11	-	-
Bijapur	-	-	-	-	69.81	6	-	-
Chamarajnar	69.84	7	83.45	6	-	-	-	-
Chikkaballapur	-	-	-	-	-	-	-	-
Chikkodi	-	-	-	-	-	-	-	-
Chickamagaloor	64.91	11	78.81	8	-	-	-	-
Chitradurga	-	-	68.14	12	-	-	-	-
Dakshina kannada	-	-	-	-	-	-	-	-
Davanagere	75.10	3	33.06	14	-	-	-	-
Dharwad	70.14	6	84.24	5	81.58	2	68.91	9
Gadag	-	-	-	-	52.47	13	62.55	11
Gulbarga	-	-	-	-	73.51	4	50.27	12
Hassan	77.56	1	82.22	7	77.03	3	-	-
Haveri	-	-	-	-	-	-	-	-
kodagu	75.61	2	89.95	2	-	-	-	-
Kolar	55.72	12	69.29	11	60.38	9	87.58	2
Koppal	-	-	-	-	58.76	10	65.81	10
Madhugiri	-	-	-	-	54.23	12	-	-
Mandya	43.59	13	67.91	13	48.89	14	-	-
Mysore	65.02	9	93.89	1	-	-	-	-
Raichur	-	-	-	-	86.08	1	82.78	3
Shimoga	64.93	10	85.66	3	-	-	93.33	1
Tumakur	-	-	-	-	-	-	-	-
Udupi	-	-	-	-	-	-	-	-
Uttara kannada	-	-	-	-	-	-	-	-
Yadagiri	-	-	-	-	-	-	75.47	6
Ramanagar	-	-	-	-	-	-	-	-

**Table 40:**  
**Achievement of Districts above/below the state level (Medium wise)**

<b>Medium</b>	<b>Total Educational Districts</b>	<b>Overall Learning Achievement of the State (in %)</b>	<b>Districts Above State Average</b>	<b>Districts Below State Average</b>
<b>Kannada</b>	<b>33</b>	<b>73.58</b>	Uttara kannada Bagalkote Hassan Dakshina Kannada Raichur Gadag Kodagu Belagavi Chikkodi Udupi Shimoga Ramanagar Dharwad Bangalore Rural Mysore	Chamarajnar Bellary Kolar Bangalore south Chitradurga Mandya chickamagaloor Bangalore north Haveri Bijapur Tumakur Koppal Madhugiri Davanagere Chikkaballapur Gulbarga Yadagiri Bidar
<b>Urdu</b>	<b>33</b>	<b>77.57</b>	Bagalkote Uttara kannada Dharwad Shimoga Hassan Kolar Ramanagar Chikkodi Belagavi Bangalore Rural Raichur Bangalore South Mysore Koppal Gadag	Chikamagaloor Davanagere Chitradurga Kodagu Haveri Bijapur Mandya Bangalore North Tumakur Bellary Medhugiri Yadagiri Udupi Chamarajnar Gulbarga Chikkaballapur Bidar Dakshina Kannada

<b>Marathi</b>	<b>9</b>	<b>76.61</b>	Bagalkote Gadag Belagavi Uttara kannada Chikkodi Dharwad	Bijapur Gulbarga Bidar
<b>Tamil</b>	<b>14</b>	<b>75.11</b>	Mysore Kodagu Shimoga Bellary Dharwad Chamarajnaragar Hassan Chikamagaloor	Bangalore North Bangalore South Kolar Chitradurg Mandya Davanagere
<b>Telugu</b>	<b>12</b>	<b>71.68</b>	Shimoga Kolar Raichur Bellary Bangalore Rural Yadagiri Bangalore South	Bangalore North Dharwad Koppal Gadag Gulbarga

**Table-41:****District wise learning achievement of students of a selected cluster Assessed by the Non-Government Organisations**

Sl. no.	District	Block	Cluster	Name of the NGO & Address	No. of schools in the cluster	Students assessed	Class-5: Learning Achievement (in %)	Class-7 : Learning Achievement (in %)	Total Learning Achievement (in %)
1	Bagalakote	Biligi	Theggi	Rural & Self Employment Training Institute, Badaradinni, Biligi Mobile No.: 9972841191	Kannada -13	567	97.27	95.11	96.21
2	Bangalore North	North Range-3	Kaval byrasandra	Akshara Foundation, Bangalore.	Kannada -11 Urdu-08 Tamil-03	530 303 158	67.73 78.43 67.96	58.18 73.83 57.50	57.82 73.41 48.30
3	Bangalore South	Bangalore South - 2	Hosahalli	Akshara Foundation, Bangalore.	Kannada -16 Urdu -03	1197 181	79..58 81.36	74.89 81.89	73.21 80.27
4	Bangalore Rural	Nelamangala	Doddabele	Nemmadi Kendra, Nelamangala.	Kannada -17	287	66.31	53.21	59.92
5	Belgaum	Belgaum Rural	Aralikatte	Graameena Samrakshane Swayam Seva Samsthe, Hirebagewadi, Belagaum.- Mobile No.: 9448231481	Kannada -21 Urdu-04	1515 120	86.63 87.57	80.69 86.36	83.02 86.96
6	Bellary	Hoovinahadagali	Nagathi Basapura	Sahyadri Shikshana Samsthe, Chigateri, Harappanahalli taluk, Davanagere District. Mobile No.: 9945107103	Kannada -15	806	87.35	84.56	82.69

	Bidar	Bidar	Chidri	Samithi, Bidar. Mobile No.: 9902073064	Kannada -08 Urdu -04	534 226	66.59 71.31	63.69 70.29	58.95 68.27
8	Bijapur	Bijapur Urban	K.B.S. No-4	Akshara Foundation, Near Uvaliburgi, Bijapur. Mobile No.:9900595411	Kannada -11 Marathi -01	753 36	58.57 53.44	51.78 60.37	48.64 56.62
9	Chikkaballapur	Sidlaghatta	Meluru	Education & Welfare Society, c/o Mother Theresa English School, Huduguru, Gowribidanur Tq Chikkaballapur Dist Mobile No.:9880488824	Kannada -28	570	74.16	70.83	70.89
10	Chikkodi	Chikkodi	Kothali	Sahana Rural Development, Mudalagi. Mobile No.: 9945269949	Kannada -13 Marathi -01	526 17	76.37 69.44	70.47 83.05	73.36 73.36
11	Chikkamagalur	Mudigere	Billuru	Anikethana Samaja Kalyana Kendra(Regd.) Mudigere Mobile No.:9448305990	Kannada -07	119	81.80	71.15	79.28
12	Dakhina Kannada	Mangalore	Thiruvyl	PADI, Velerode, Beside Coloumbo Hospital, Bendurvel, Mangalore- 575002. Phone: 0824-2439895	Kannada -09	746	93.40	93.02	91.20
13	Davangere	Harappanahalli	Telagi	Nesara Samsthe(Regd.), Kumaranahalli, Adavihalli post, Harappanahalli, Davangere District.	Kannada -12 Urdu -01	580 3	79.83 80.00	85.06	75.75 80.00

14	Dharwad	Dharwad	Nigadi	Samagra Peede Nirvahane Krushi Haagu Gramaneena Abhivruddi Samste, c/o Parvathi Nilaya, Beside Kannada Primary school, Goa Road, Kelageri, Dharwad.	Kannada -14	505	84.01	73.98	79.22
15	Gadag	Shirahathi	Shigli	Kittur Channamma Vidyavardhaka Sangha (Regd.), Shigli, Gadag Taluk & District.	Kannada -14 Urdu -01	642 10	75.87 74.64	69.21	68.08 65.37
16	Gulbarga	Gulbarga	Mahagao	Sahara, Swayam Sevaa Samsthe, Gulberga.	Kannada -12 Urdu -01	543 35	69.73 93.52	61.57 86.35	57.25 89.22
17	Hassan	Balur	Narve	Peoples Education Society, Gedehalli Road, Beluru. Mobile No.: 9448004217	Kannada -08	110	70.07	67.91	64.75
18	Haveri	Savanuru	Teggihalli	Chaitya Rural Development Soceity, Idganagar, Savanoor. Mobile No: 9880644462	Kannada -12 Urdu -04	438 167	58.01 48.85	50.38 40.54	50.54 31.79
19	Kolar	Kolar	Odaguru	Shanthi Educational & Welfare Society (Regd.), Old State Bank Of Mysore Road, Hosakote, Bangalore Rural District- 562114.	Kannada - 19	358	85.13	75.80	80.00
20	Koppal	Kustagi	Kustagi	Sarvodaya Samagra Abhivruddi Samsthe (Regd.), Koppala. Mobile No.: 9880755368	Kannada -09 Urdu -02	571 61	79.56 86.12	75.42 87.89	75.31 86.99

21	Mandya	K.R.Pate	Harirayanahalli	General Trust (Regd.), Susheel Building, Sihi Niru Kola, Mandya. Mobile No.:9980998561	Kannada -21	312	80.00	78.99	76.99
22	Mysore	Mysore Rural	Melnahalli	Pratha,, Mysore #113/A, Jayalakshmpuram, Mysore.	Kannada -19	1272	69.52	60.04	63.22
23	Shimoga	Sagara	Genasinakuni	Samanvaya Samsthe (Regd.), Main Road, Gandhinagar, Shimoga. Mobile No.: 9945387650	Kannada -15	307	72.00	64.61	66.54
24	Udupi	Byndoor	Thalluru	Gajani Prathishtana (Regd.), Chitaapura halli, Mulki post, Mangalore-574 154.	Kannada -10	311	87.72	845.36	85.85
25	Ramanagar	Magadi	Maadbaal	Chiguru Balavikasa Samsthe, Kalya Gate, Magadi. Mobile No.:9986795071	Kannada -20 Urdu-01	260 18	74.31 81.39	64.15 66.48	70.13 64.06

**STATE WISE/MEDIUMWISE/SUBJECTWISE ACHIEVEMENT (CLASS - 8)**

<b>SUMMARY OF STATE ACHIEVEMENT</b>														
Medium	Kannada		English		Urdu		Marathi		Tamil		Telugu		AVG	
State achievement	51.24		51.88		64.37		55.63		56.43		61.57		56.85	
<b>EDUCATIONAL STATISTICS</b>														
Total Districts	33		33		30		7		5		8		33	
Total Blocks	202		149		139		25		7		11		202	
Total Schools	10645		710		665		340		8		20		12388	
<b>STUDENTS ENROLED</b>														
CLASS	Kannada		English		Urdu		Marathi		Tamil		Telugu		Grand Total	
	All	CSN	All	CSN	All	CSN	All	CSN	All	CSN	All	CSN	All	CSN
TOTAL STUDENTS	647737	7078	57700	202	29716	170	17803	75	296	2	669	5	753921	7532
<b>ClassWise Mediumwise Subjectwise % of Achievement</b>														
Class	Medium	First Lang	Second Lang	Part - B	Maths	Science	Social Science							
Class 8	Kannada	63.35	48.38	68.45	45.37	47.73	50.71							
	English	64.42	44.93	69.91	40.78	60.62	41.98							
	Urdu	76.51	67.67	73.37	61.02	68.78	66							
	Marathi	68.96	53.84	70.62	47.41	5.64	52.73							
	Tamil	73.47	65.43	76.18	55.81	57.92	64.24							
	Telugu	79.11	67.57	76.63	58.7	65.57	67.1							



**SUMMARY OF STATE ACHIEVEMENT  
MEDIUMWISE / CATEGORYWISE / GENDERWISE AND C.S.N. STUDENTWISE ACHIEVEMENT (CLASS - 8)**

Medium	SC			ST			Minority			Others			Ail			CSN		
	Boys	Girls	Total	Boys	Girls	Total	Boys	Girls	Total	Boys	Girls	Total	Boys	Girls	Total	Boys	Girls	Total
Kannada	46.32	48.29	47.31	47.8	50.16	48.98	46.71	51.15	48.93	51.4	55.52	53.46	49.46	53.08	51.27	42.98	44.67	43.83
English	47.52	50.23	48.66	49.93	54.49	52.21	44.33	49.72	47.03	52.01	57.7	54.86	49.27	54.16	51.72	42.93	44.77	43.85
Urdu	57.5	42.5	50	53.33	43.33	48.33	61.07	66.35	63.71	48.06	54.54	51.3	60.8	66.19	63.6	57.48	61.73	59.61
Marathi	48.43	48.23	48.33	47.9	51.49	49.7	48.44	56.03	52.24	55.1	59.22	57.16	53.43	57.4	55.42	52.08	56.81	54.45
Tamil	55.29	57.14	56.22	45.5	81.66	63.58	43.33	64.24	53.79	48.85	62.53	55.69	52.02	60.07	56.05	5.00	0.00	5.00
Telugu	66.59	71.35	68.97	54.2	57.4	55.8	52.28	65.55	58.92	55.67	60.38	58.03	59.02	64.11	61.57	52.60	0.00	52.60

**STUDENTS ATTENDED BETWEEN  
1-6-2008 TO 31-12-2008**

Ranges	Medium	No of Stu	%
0-40%	Kannada	4828	0.74
	English	265	0.45
	Urdu	335	1.12
	Marathi	142	0.79
	Tamil	2	0.67
	Telugu	2	0.29
41-60%	Kannada	75519	11.65
	English	4477	7.75
	Urdu	4296	14.45
	Marathi	1904	10.69
	Tamil	53	17.9
	Telugu	142	21.22
61-75%	Kannada	256005	39.52
	English	18988	32.9
	Urdu	12089	40.68
	Marathi	4727	26.55
	Tamil	142	47.97
	Telugu	278	41.5
76-100%	Kannada	311385	48.07
	English	33970	58.87
	Urdu	12996	43.73
	Marathi	11030	61.95
	Tamil	99	33.44
	Telugu	247	36.92
Total	Kannada	647737	
	English	57700	
	Urdu	29716	
	Marathi	17803	
	Tamil	296	
	Telugu	669	

**STUDENTS ATTENDED FOR ASSESSMENT**

Subjects	Medium	No of Students	
		No of Students	%
First Lang	Kannada	614718	94.902
	English	55669	96.48
	Urdu	27768	93.445
	Marathi	17018	95.591
	Tamil	255	86.149
	Telugu	596	89.088
Second Lang	Kannada	614718	94.902
	English	5669	96.48
	Urdu	27768	93.445
	Marathi	17018	95.591
	Tamil	255	86.149
	Telugu	596	89.088
Part-B	Kannada	614718	94.902
	English	55669	96.48
	Urdu	27768	93.445
	Marathi	17018	95.591
	Tamil	255	86.149
	Telugu	596	89.088
Maths	Kannada	613520	94.717
	English	55568	96.305
	Urdu	27757	93.408
	Marathi	16841	94.596
	Tamil	251	84.797
	Telugu	596	89.088

Science	Kannada	613520	94.717
	English	55568	96.305
	Urdu	27757	93.408
	Marathi	16841	94.596
	Tamil	251	84.797
	Telugu	596	89.088
Social Science	Kannada	613520	94.717
	English	55568	96.305
	Urdu	27757	93.408
	Marathi	16841	94.596
	Tamil	251	84.797
	Telugu	596	89.088
Present in All Subjects	Kannada	613520	94.717
	English	55568	96.305
	Urdu	27757	93.408
	Marathi	16841	94.596
	Tamil	251	84.797
	Telugu	596	89.088

**MEDIUM WISE, CATEGORYWISE, GENDERWISE- NUMBER OF STUDENTS ASSESSED IN 2008-09**  
(Class - 8)

Medium	SC			ST			Minority			Others			All		
	Boys	Girls	Total	Boys	Girls	Total	Boys	Girls	Total	Boys	Girls	Total	Boys	Girls	Total
Kannada	75474	65962	141436	30759	27218	57977	35551	27075	62626	199128	186570	385698	340912	306825	647737
English	4344	4390	8734	798	739	1537	6973	9097	16070	15159	16200	31359	27274	30426	57700
Urdu	9	4	13	5	2	7	9726	19560	29286	179	231	410	9919	19797	29716
Marathi	1197	1080	2277	255	251	506	744	689	1433	6798	6789	13587	8994	8809	17803
Tamil	78	76	154	3	1	4	6	11	17	58	63	121	145	151	296
Telugu	112	114	226	21	36	57	19	18	37	185	164	349	337	332	669
Total	81214	71626	152840	31841	28247	60088	53019	56450	109469	221507	210017	431524	387581	366340	753921

**MEDIUM WISE, CATEGORYWISE, GENDERWISE - NUMBER OF CSN STUDENTS ASSESSED IN 2008-09**  
(Class - 8)

Medium	SC			ST			Minority			Others			All		
	Boys	Girls	Total	Boys	Girls	Total	Boys	Girls	Total	Boys	Girls	Total	Boys	Girls	Total
Kannada	998	608	1606	438	228	666	385	203	588	2600	1618	4218	4421	2657	7078
English	17	14	31	5	0	5	31	25	56	59	51	110	112	90	202
Urdu	0	0	0	0	0	0	71	99	170	0	0	0	71	99	170
Marathi	7	4	11	1	1	2	5	1	6	39	17	56	52	23	75
Tamil	0	0	0	0	0	0	0	0	0	2	0	2	2	0	2
Telugu	2	0	2	0	0	0	0	0	0	3	0	3	5	0	5
Total	1024	626	1650	444	229	673	492	328	820	2703	1686	4389	4663	2869	7532

**DIFFERENT ACHIEVEMENT RANGE- COMPETENCYWISE,SUBJECTWISE,MEDIUMWISE (CLASS - 8)**

Achievement Ranges		0-20		20-40		40-60		60-80		80-100		State Avg
		No of Competency	No Of Schools	No of Competency	No Of Schools	No of Competency	No Of Schools	No of Competency	No Of Schools	No of Competency	No Of Schools	
Kannada	First Lang	0	40	2	744	10	2992	14	4538	4	2331	63.35
	Sec Lang	1	839	8	2443	14	3246	7	3089	0	1028	48.38
	Part -B	0	14	0	245	10	2133	10	5770	10	2483	68.45
	maths	0	771	10	3109	15	3526	4	2485	1	754	45.37
	Science	0	736	12	2629	9	3462	9	2853	0	965	47.73
	Social Science	0	378	8	2486	14	3724	7	2945	1	1112	50.71
	Overall	1	2778	40	11656	72	19083	51	21680	16	8673	51.24
English	First Lang	0	3	1	44	10	216	15	317	4	130	64.42
	Sec Lang	2	78	9	214	14	247	4	140	1	31	44.93
	Part -B	0	0	1	10	7	135	12	417	10	148	69.91
	maths	5	109	12	271	8	221	4	97	1	12	40.78
	Science	0	8	1	102	13	233	12	287	4	80	60.62
	Social Science	1	100	17	256	7	221	5	106	0	27	41.98
	Overall	8	298	41	897	59	1273	52	1364	20	428	51.88
Urdu	First Lang	0	1	0	10	4	61	12	274	14	319	76.51
	Sec Lang	0	12	3	24	5	141	15	291	7	197	67.67
	Part -B	0	2	2	13	4	94	9	312	15	244	73.37
	maths	0	24	2	59	13	180	13	262	2	140	61.02
	Science	0	10	0	37	8	107	14	263	8	248	68.78
	Social Science	0	9	2	40	6	146	18	307	4	163	66
	Overall	0	58	9	183	40	729	81	1709	50	1311	64.37
Marathi	First Lang	0	0	0	28	10	61	13	140	7	111	68.96
	Sec Lang	1	28	3	64	18	86	7	123	1	39	53.84
	Part -B	0	2	0	15	9	69	12	149	9	105	70.62
	maths	1	43	10	86	14	91	4	91	1	29	47.41
	Science	0	25	7	47	9	84	12	118	2	66	55.64
	Social Science	0	30	5	73	17	8	7	106	1	43	52.73
	Overall	2	128	25	313	77	399	55	727	21	393	55.63
Tamil	First Lang	0	0	1	0	5	2	13	1	11	5	73.47
	Sec Lang	0	1	2	0	7	1	18	3	3	3	65.43
	Part -B	0	0	0	0	6	0	7	5	17	3	76.18
	maths	0	1	2	1	19	2	6	3	3	1	55.81
	Science	0	1	5	1	10	1	13	2	2	3	57.92
	Social Science	0	1	1	0	11	3	15	1	3	3	64.24
	Overall	0	4	11	2	58	9	72	15	39	18	56.43
Telugu	First Lang	0	0	0	0	0	1	14	7	16	12	79.11
	Sec Lang	0	0	2	1	5	5	16	10	7	4	67.57
	Part -B	0	0	0	0	4	2	12	9	14	9	76.63
	maths	0	0	3	1	14	7	9	9	4	3	58.7
	Science	0	0	4	1	6	4	11	10	9	5	65.57
	Social Science	0	0	1	0	13	5	9	11	7	4	67.1
	Overall	0	0	10	3	42	24	71	56	57	37	61.57

**DISTRICT WISE ACHIEVEMENT - MEDIUM WISE / SUBJECT WISE (CLASS - 8)**

**KANNADA MEDIUM**

State Achievement is		51.24							
State Code		29000	Medium	Kannada		Total Students			647737
Total Districts		33	Total Schools	10645					
Total Blocks		202							
SI No	District Name	Strength	Flang	Slang	Part B	Maths	Science	S.Science	Dist achi
1	BANGALORE NORTH	11596	59.6	43.05	67.16	38.31	38.24	42.53	45.72
2	BANGALORE SOUTH	18978	55.66	37.26	65.37	35.56	34.05	40.34	42.66
3	RAMNAGARA	12876	59.71	40.45	66.05	38.1	41.06	45.29	46.86
4	BANGALORE RURAL	10814	59.88	40.43	65.82	40.27	36.73	43.3	46.15
5	CHIKKABALLAPUR	15938	44.87	30.93	55.27	29.74	28.8	32.67	34.93
6	KOLAR	16925	57.04	43.62	61.4	42.08	38.99	44.7	45.65
7	MADHUGIRI	15193	52.91	35.7	59.79	33.72	31.48	39.81	40.12
8	TUMKUR	22035	58.36	38.58	63.85	39.54	37.75	43.98	45.10
9	CHAMARAJANAGAR	13229	60.44	46.25	69.03	50.89	44.35	50.05	49.92
10	MYSORE	32037	60.43	44.17	68.37	45.61	42.17	47.9	48.72
11	MANDYA	22387	55.56	36.9	65.58	37.72	37.17	42.75	44.07
12	UDUPI	14299	69.87	46.87	74.95	45.63	48.98	52.69	55.07
13	DAKSHINA KANNADA	27777	65.63	45.42	76.59	42.8	44.26	49.91	52.54
14	KODAGU	6921	61.39	45.97	72.42	41.9	42.46	48.87	50.16
15	DAVANAGERE	24832	57.04	39.65	62.05	42.94	39.52	45.32	44.41
16	CHITRADURGA	22709	65.08	52.27	67.21	55.15	47.08	55.76	53.49
17	CHICKAMAGALUR	14116	65.71	40.63	67.21	39.77	42.8	45.24	47.89
18	SHIMOGA	21392	65.19	45.13	71.03	45.41	44.36	50.08	50.85
19	HASSAN	22021	63.21	43.96	69.98	47.12	44.56	50.86	51.17
20	HAVERI	21336	64.03	48.72	68.92	51.32	47.43	52.51	52.63
21	GADAG	15393	70.39	60.32	75.18	60.4	56.58	61.52	61.52
22	DHARWAD	20743	66.9	52.65	71.15	56.36	50.06	57.1	56.72
23	CHIKODI	31986	67.23	54.29	69.92	54.28	49.81	55.67	56.17
24	BELGAUM	23316	65.27	51.05	69.67	53.09	48.53	53.34	53.76
25	BAGALKOTE	24692	77.85	67.46	78.72	68.39	66.88	68.8	69.29
26	BIJAPUR	27661	70.97	60.48	69.37	61.13	54.52	58.05	59.09
27	UTTARA KANNADA	19321	77.37	60.6	80.06	58.92	58.62	64.41	64.72
28	YADGIR	12439	56.92	41.54	63	44.57	38.65	46.33	45.05
29	GULBARGA	23257	65.23	51.98	67	52.99	47.7	53.6	52.27
30	KOPPAL	19322	59.52	44.07	66.15	45.84	40.78	46.88	47.56
31	RAICHUR	18144	71.88	61.38	72.55	60.65	55.89	59.09	58.80
32	BIDAR	15823	48.51	35.08	52.13	37.6	32.64	36.12	36.63
33	BELLARY	28229	67.39	56.63	70.88	59.15	53.35	57.26	55.78

**DISTRICT WISE ACHIEVEMENT - MEDIUM WISE / SUBJECT WISE (CLASS - 8)**

**ENGLISH MEDIUM**

State Achievement is	51.88								
State Code	29000	Medium	English			Total students			57700
Total Districts	33	Total Schools	710						
Total Blocks	150								
Sl No	District Name	Strength	Flang	Slang	Part B	Maths	Science	S.Science	Dist achi
1	BANGALORE NORTH	8920	56.77	57.37	69.15	39.2	37.17	36.13	47.12
2	BANGALORE SOUTH	9286	56.08	60.02	67.79	39.05	37.34	40.24	48.43
3	RAMNAGARA	1112	57.76	46.58	65.86	39.19	35.88	32.06	43.10
4	BANGALORE RURAL	1147	65.23	53.44	67.79	35.82	27.92	31.65	45.62
5	CHIKKABALLAPUR	1969	53.76	47.93	56.99	34.57	29.93	32.94	41.08
6	KOLAR	3667	58.85	54.47	66.89	43.83	38.2	39.41	47.49
7	MADHUGIRI	960	65.54	55.08	65.28	47.25	31.72	34.88	48.87
8	TUMKUR	3760	68.29	57.99	68.42	40.64	33.5	36.41	49.56
9	CHAMARAJANAGAR	504	70.05	59.71	69.68	46.76	39.63	39.97	51.82
10	MYSORE	3808	59.73	59.67	68.8	43.02	40.36	39.11	49.55
11	MANDYA	1331	68.94	57.81	66.63	37.97	33.66	34.67	48.71
12	UDUPI	1254	81.97	69.27	81.24	55.13	48.51	47.93	63.70
13	DAKSHINA KANNADA	2562	77.42	76.56	79.29	59.09	57.52	61.71	67.93
14	KODAGU	510	64.93	68.04	72.9	47.54	44.39	45.49	56.32
15	DAVANAGERE	1820	67.01	55.11	65.45	44.22	38.73	37.97	49.18
16	CHITRA DURGA	1835	73.65	69.62	72.2	64.88	57.56	60.7	64.19
17	CHICKAMAGALUR	1996	71.17	61.72	71.3	41.06	38.35	39.01	53.01
18	SHIMOGA	2934	74.71	60.29	75.48	49.85	42.6	45.71	57.02
19	HASSAN	2344	71.05	60.97	72.44	44.71	40.87	41.7	54.42
20	HAVERI	227	65.01	71.14	78.79	48.07	47.93	49.59	57.44
21	GADAG	332	85.09	84.43	82.85	71.23	76.67	63.08	76.06
22	DHARWAD	66	44.25	53.93	63.64	43.49	33.97	38.89	44.25
23	CHIKODI	59	49	71.39	62.78	48.02	28.66	36.76	48.60
24	BELGAUM	1322	73.99	60.9	74.14	57.29	54.18	53.74	60.34
25	BAGALKOTE	193	86.5	86.48	88.1	87.67	72.8	82.11	78.29
26	BIJAPUR	431	65.77	66.74	63.66	55.75	50.86	54.08	57.68
27	UTTARA KANNADA	1387	74.79	75.8	77.45	56.03	53.66	57.18	64.20
28	YADGIR	21	67.9	46.1	65.9	16.57	27.87	30.19	38.38
29	GULBARGA	564	72.75	71.41	66.8	58.24	45.9	41.71	54.20
30	KOPPAL	146	49.85	66.81	59.47	37.39	24.35	35.92	43.13
31	RAICHUR	379	80.86	90.45	84.13	85.16	76.41	69.54	76.38
32	BIDAR	98	64.86	45.25	60.24	32.14	22.29	36.36	41.30
33	BELLARY	756	66.24	69.36	73.01	56.42	52.51	53	59.06

**DISTRICT WISE ACHIEVEMENT - MEDIUM WISE / SUBJECT WISE (CLASS - 8)**

**URDU MEDIUM**

State Achievement is		64.37							
State Code		29000	Medium		Urdu		Total students		29716
Total Districts		30	Total Schools		665				
Total Blocks		139							
SI No	District Name	Strength	Flang	Slang	Part B	Maths	Science	S.Science	Dist achi
1	BANGALORE NORTH	298	67.29	56.38	78.64	66.76	56.95	58.32	56.53
2	BANGALORE SOUTH	384	73.86	62.54	72.47	56.51	48.66	57.89	59.08
3	RAMNAGARA	510	69.39	62.49	68.67	65.85	58.56	54.18	56.87
4	BANGALORE RURAL	333	75.27	72.45	74.01	68.47	61.44	61.42	65.33
5	CHIKKABALLAPUR	126	73.72	67.31	72.78	69.02	52.32	69.83	63.21
6	KOLAR	86	55.12	14.62	53.94	38.78	42.71	45.94	38.45
7	MADHUGIRI	221	70.34	54.03	71.8	62.03	60.13	61.36	55.55
8	TUMKUR	127	74.33	67.17	81.89	69.75	66.46	70.7	61.55
9	CHAMARAJANAGAR	33	75.33	70.33	74.33	68.33	59.67	65.33	62.62
10	MYSORE	124	45.37	50.91	58.73	39.62	27.13	32.42	36.21
11	MANDYA	100	53.85	51.52	55.62	50.59	44.49	35.38	47.12
12	UDUPI	0	0	0	0	0	0	0	0
13	DAKSHINA KANNADA	0	0	0	0	0	0	0	0
14	KODAGU	0	0	0	0	0	0	0	0
15	DAVANAGERE	1221	71.03	54.5	67.63	53.65	51.4	64.54	56.74
16	CHITRADURGA	273	72.91	63.59	56.97	70.51	65.83	63.43	62.18
17	CHICKAMAGALUR	145	69.44	70.7	74.41	59.67	64.59	55.94	65.34
18	SHIMOGA	1880	78.07	76.85	73.42	70.98	65.23	70.64	69.10
19	HASSAN	109	70.4	69.42	69.25	58.99	55.3	45.72	57.56
20	HAVERI	3274	73.99	69.44	72.53	66.52	59.14	62.77	63.98
21	GADAG	679	83.84	78.8	78.32	71.3	63.79	69.23	69.62
22	DHARWAD	2543	89.85	85.8	87.84	84.83	77.95	81.08	80.70
23	CHIKODI	1675	73.75	62.65	75.26	64.43	56.61	62.59	63.40
24	BELGAUM	1639	84.18	74.06	76.09	71.26	67.05	68.38	70.23
25	BAGALKOTE	1062	83.31	79.64	80.22	76.4	74.63	76.44	77.11
26	BIJAPUR	2337	80.09	72.55	74.96	72.89	66.11	71.18	69.65
27	UTTARA KANNADA	1590	84.81	76.52	84.29	80.35	68.79	74.78	74.91
28	YADGIR	1157	72.97	62.67	69.64	60.78	56.18	55.95	57.69
29	GULBARGA	2856	78.1	73.23	70.82	65.05	57.53	68.64	62.55
30	KOPPAL	214	66.32	51.07	73.62	59.22	55.64	54.59	57.55
31	RAICHUR	663	81.83	76.93	79.81	72.05	69.61	75.53	70.80
32	BIDAR	3213	61.23	44.65	55.45	50.43	41.73	49.01	45.90
33	BELLARY	844	78.55	76.75	80.06	76.33	67.58	71.45	66.66

**DISTRICT WISE ACHIEVEMENT - MEDIUM WISE / SUBJECT WISE (CLASS - 8)**

**MARATI MEDIUM**

State Achievement is		55.63							
State Code		29000	Medium	Marathi		Total students			17803
Total Districts		7	Total Schools	340					
Total Blocks		25							
Sl No	District Name	Strength	Flang	Slang	Part B	Maths	Science	S.Science	Dist achi
1	CHIKODI	6072	69.15	56.26	74.28	57.79	50.4	56.48	58.99
2	BELGAUM	6919	73.43	60.12	74.66	54.87	48.98	55.02	59.32
3	BAGALKOTE	68	94.29	72.37	84.82	78.74	77.05	79.59	81.14
4	BIJAPUR	104	88.68	73.47	87.02	93.25	85.36	88.99	70.39
5	UTTARA KANNADA	179	73.74	73.1	73.1	57.58	67.08	65.34	65.27
6	GULBARGA	262	72.6	74.7	74.61	59.14	50.98	52.73	60.94
7	BIDAR	4199	59.53	44.2	56.96	43.19	36.99	40.19	42.93

**TAMIL MEDIUM**

State Achievement is		56.43							
State Code		29000	Medium	Tamil		Total students			296
Total Districts		5	Total Schools	8					
Total Blocks		8							
Sl No	District Name	Strength	Flang	Slang	Part B	Maths	Science	S.Science	Dist achi
1	BANGALORE NORTH	126	69.02	47.59	68.27	68.38	53.2	60	51.87
2	BANGALORE SOUTH	56	64.11	34.96	75.2	42.89	40.12	51.68	45.06
3	SHIMOGA	49	85.08	90.49	92.48	83.52	72.24	95.59	77.73
4	DHARWAD	16	81.67	85.67	85.67	70	75.83	89.44	50.86
5	BELLARY	49	82	70.22	78.44	65.62	58.78	51.36	62.21

**TELUGU MEDIUM**

State Achievement is		61.57							
State Code		29000	Medium	Telugu		Total students			669
Total Districts		8	Total Schools	20					
Total Blocks		11							
Sl No	District Name	Strength	Flang	Slang	Part B	Maths	Science	S.Science	Dist achi
1	BANGALORE NORTH	117	80.82	70.02	75.21	68.48	51.39	51.01	58.80
2	BANGALORE SOUTH	47	91.54	74.88	91.76	78.3	83.75	77.23	81.15
3	BANGALORE RURAL	37	64.77	69.95	78.94	67.15	44.29	65.41	59.81
4	DHARWAD	96	94.68	81.16	94.5	87.43	78.38	89.51	84.87
5	YADGIR	8	81.67	76.11	78.33	70.56	43.89	56.11	67.78
6	GULBARGA	78	82.52	53.85	67.78	56.34	50.34	69.58	53.65
7	KOPPAL	82	67.66	36.5	67.99	69.97	38.77	57.42	51.57
8	BELLARY	204	73	67.88	70.21	56.96	61.06	66.06	55.21

**DISTRICTWISE /MEDIUMWISE NO OF SCHOOLS SHOWING MASTERY LEVEL ACHIEVEMENT  
CLASS - 8**

**KANNADA MEDIUM**

State Achievement is	51.24	Class	8						
State Code	29000	Medium	KANNADA						
Total Districts	33	Total Sch	10645						
Total Blocks	202								
		No of schools Showing Mastery Level Achievement							
			75% Attendance		80% achievement		75%att+ 80% ach		
Sl.No	District Name	Total Schools	No Of Sch	%	No Of Sch	%	No Of Sch	%	
1	BANGALORE NORTH	191	41	21.47	4	2.09	0	0.00%	
2	BANGALORE SOUTH	282	43	15.25	4	1.42	2	0.71%	
3	RAMNAGARA	207	48	23.19	2	0.97	0	0.00%	
4	BANGALORE RURAL	157	44	28.03	1	0.64	1	0.64%	
5	CHIKKABALLAPUR	192	38	19.79	1	0.52	0	0.00%	
6	KOLAR	209	69	33.01	9	4.31	4	1.91%	
7	MADHUGIRI	209	46	22.01	2	0.96	1	0.48%	
8	TUMKUR	341	102	29.91	1	0.29	0	0.00%	
9	CHAMARAJANAGAR	198	30	15.08	4	2.02	1	0.51%	
10	MYSORE	449	90	20.04	7	1.56	1	0.22%	
11	MANDYA	298	57	19.13	2	0.67	1	0.34%	
12	UDUPI	241	184	76.35	8	3.32	6	2.49%	
13	DAKSHINA KANNADA	424	151	35.61	21	4.95	10	2.36%	
14	KODAGU	113	24	21.24	7	6.19	0	0.00%	
15	DAVANAGERE	398	97	24.37	3	0.75	2	0.50%	
16	CHITRADURGA	369	128	34.69	29	7.86	10	2.71%	
17	CHICKAMAGALUR	241	79	32.78	9	3.73	2	0.83%	
18	SHIMOGA	364	59	16.21	12	3.30	4	1.10%	
19	HASSAN	370	126	34.05	7	1.89	4	1.08%	
20	HAVERI	415	132	31.81	18	4.34	11	2.65%	
21	GADAG	277	83	29.96	69	24.91	22	7.94%	
22	DHARWAD	355	93	26.20	32	9.01	5	1.41%	
23	CHIKODI	423	190	44.92	43	10.17	32	7.57%	
24	BELGAUM	326	101	30.98	39	11.96	9	2.76%	
25	BAGALKOTE	393	110	27.99	164	41.73	46	11.70%	
26	BIJAPUR	522	115	22.03	57	10.92	17	3.26%	
27	UTTARA KANNADA	258	134	51.94	57	22.09	34	13.18%	
28	YADGIR	268	25	9.33	3	1.12	0	0.00%	
29	GULBARGA	590	58	9.83	20	3.39	1	0.17%	
30	KOPPAL	318	34	10.69	18	5.66	5	1.57%	
31	RAICHUR	348	38	10.92	61	17.53	8	2.30%	
32	BIDAR	374	17	4.55	1	0.27	0	0.00%	
33	BELLARY	525	64	12.19	50	9.52	9	1.71%	
	<b>Kannada</b>	<b>10645</b>	<b>2650</b>		<b>765</b>		<b>248</b>		



**DISTRICTWISE /MEDIUMWISE NO OF SCHOOLS SHOWING MASTERY LEVEL ACHIEVEMENT  
CLASS - 8**

**ENGLISH MEDIUM**

State Achievement is		51.88	Class	8				
State Code		29000	Medium	ENGLISH				
Total Districts		33	Total Sch	710				
Total Blocks		150						
Sl.No	District Name	Total Schools	No of schools Showing Mastery Level Achievement					
			75% Attendance		80% achievement		75%att+ 80% ach	
			No Of Sch	%	No Of Sch	%	No Of Sch	%
1	BANGALORE NORTH	97	27	27.84	2	2.06	2	2.06
2	BANGALORE SOUTH	96	27	28.13	0	0.00	0	0.00
3	RAMNAGARA	12	1	8.33	0	0.00	0	0.00
4	BANGALORE RURAL	15	4	26.67	0	0.00	0	0.00
5	CHIKKABALLAPUR	22	2	9.09	0	0.00	0	0.00
6	KOLAR	37	5	13.51	0	0.00	0	0.00
7	MADHUGIRI	13	5	38.46	0	0.00	0	0.00
8	TUMKUR	44	11	25.00	0	0.00	0	0.00
9	CHAMARAJANAGAR	12	3	25.00	0	0.00	0	0.00
10	MYSORE	49	20	40.82	0	0.00	0	0.00
11	MANDYA	23	11	47.83	0	0.00	0	0.00
12	UDUPI	23	20	86.96	0	0.00	0	0.00
13	DAKSHINA KANNADA	25	24	96.00	2	8.00	2	8.00
14	KODAGU	9	6	66.67	1	11.11	0	0.00
15	DAVANAGERE	30	12	40.00	0	0.00	0	0.00
16	CHITRADURGA	20	8	40.00	3	15.00	1	5.00
17	CHICKAMAGALUR	31	14	45.16	0	0.00	0	0.00
18	SHIMOGA	42	12	28.57	4	9.52	3	7.14
19	HASSAN	29	12	41.38	0	0.00	0	0.00
20	HAVERI	5	4	80.00	0	0.00	0	0.00
21	GADAG	4	3	75.00	1	25.00	1	25.00
22	DHARWAD	2	0	0.00	0	0.00	0	0.00
23	CHIKODI	1	1	100.00	0	0.00	0	0.00
24	BELGAUM	11	8	72.73	2	18.18	1	9.09
25	BAGALKOTE	4	3	75.00	3	75.00	1	25.00
26	BIJAPUR	6	3	50.00	1	16.67	0	0.00
27	UTTARA KANNADA	15	10	66.67	1	6.67	0	0.00
28	YADGIR	1	0	0.00	0	0.00	0	0.00
29	GULBARGA	9	3	33.33	0	0.00	0	0.00
30	KOPPAL	3	2	66.67	0	0.00	0	0.00
31	RAICHUR	4	2	50.00	2	50.00	1	25.00
32	BIDAR	2	0	0.00	0	0.00	0	0.00
33	BELLARY	14	1	7.14	1	7.14	0	0.00
	<b>English</b>	<b>710</b>	<b>264</b>		<b>23</b>		<b>12</b>	

**DISTRICTWISE /MEDIUMWISE NO OF SCHOOLS SHOWING MASTERY LEVEL ACHIEVEMENT  
CLASS - 8**

**URDU MEDIUM**

State Achievement is	64.37	Class	8						
State Code	29000	Medium	URDU						
Total Districts	30	Total Sch	665						
Total Blocks	139								
		No of schools Showing Mastery Level Achievement							
			75% Attendance		80% achievement		75%att+ 80% ach		
Sl.No	District Name	Total Schools	No Of Sch	%	No Of Sch	%	No Of Sch	%	
1	BANGALORE NORTH	7	0	0.00	0	0.00	0	0.00	0.00
2	BANGALORE SOUTH	10	0	0.00	1	10.00	0	0.00	0.00
3	RAMNAGARA	12	1	8.33	1	8.33	0	0.00	0.00
4	BANGALORE RURAL	11	0	0.00	1	9.09	0	0.00	0.00
5	CHIKKA BALLAPUR	3	0	0.00	0	0.00	0	0.00	0.00
6	KOLAR	1	0	0.00	0	0.00	0	0.00	0.00
7	MADHUGIRI	3	1	33.33	0	0.00	0	0.00	0.00
8	TUMKUR	2	0	0.00	0	0.00	0	0.00	0.00
9	CHAMARAJANAGAR	1	0	0.00	0	0.00	0	0.00	0.00
10	MYSORE	4	0	0.00	0	0.00	0	0.00	0.00
11	MANDYA	5	0	0.00	0	0.00	0	0.00	0.00
12	UDUPI	0	0	0	0	0.00	0	0.00	0.00
13	DAKSHINA KANNADA	0	0	0	0	0.00	0	0.00	0.00
14	KODAGU	0	0	0	0	0.00	0	0.00	0.00
15	DAVANAGERE	21	5	23.81	3	14.29	0	0.00	0.00
16	CHITRADURGA	7	1	14.29	1	14.29	0	0.00	0.00
17	CHICKAMAGALUR	3	1	33.33	0	0.00	0	0.00	0.00
18	SHIMOGA	38	8	21.05	14	36.84	4	10.53	10.53
19	HASSAN	2	1	50.00	0	0.00	0	0.00	0.00
20	HAVERI	68	20	29.41	19	27.94	7	10.29	10.29
21	GADAG	22	6	27.27	11	50.00	3	13.64	13.64
22	DHARWAD	45	18	40.00	30	66.67	10	22.22	22.22
23	CHIKODI	31	18	58.06	4	12.90	3	9.68	9.68
24	BELGAUM	36	16	44.44	14	38.89	5	13.89	13.89
25	BAGALKOTE	23	10	43.48	12	52.17	6	26.09	26.09
26	BIJAPUR	46	12	26.09	16	34.78	4	8.70	8.70
27	UTTARA KANNADA	29	10	34.48	15	51.72	6	20.69	20.69
28	YADGIR	29	2	6.90	0	0.00	0	0.00	0.00
29	GULBARGA	79	8	10.13	23	29.11	0	0.00	0.00
30	KOPPAL	6	1	16.67	1	16.67	0	0.00	0.00
31	RAICHUR	19	3	15.79	6	31.58	2	10.53	10.53
32	BIDAR	77	0	0.00	0	0.00	0	0.00	0.00
33	BELLARY	25	3	12.00	6	24.00	1	4.00	4.00
	Urdu	665	145		178		51		

**DISTRICTWISE /MEDIUMWISE NO OF SCHOOLS SHOWING MASTERY LEVEL ACHIEVEMENT  
CLASS - 8**

**MARATHI MEDIUM**

State Achievement is	55.63	Class	8					
State Code	29000	Medium	MARATHI					
Total Districts	7	Total Sch	340					
Total Blocks	25							
		No of schools Showing Mastery Level Achievement						
Sl.No	District Name	Total Schools	75% Attendance		80% achievement		75%att+ 80% ach	
			No Of Sch	%	No Of Sch	%	No Of Sch	%
1	CHIKODI	91	50	54.95	16	17.58	7	7.69
2	BELGAUM	118	78	66.10	18	15.25	14	11.86
3	BAGALKOTE	3	0	0.00	2	66.67	0	0.00
4	BIJAPUR	1	0	0.00	1	100.00	0	0.00
5	UTTARA KANNADA	5	3	60.00	1	20.00	1	20.00
6	GULBARGA	10	3	30.00	1	10.00	0	0.00
7	BIDAR	112	3	2.68	1	0.89	0	0.00
	<b>Marathi</b>	<b>340</b>	<b>137</b>		<b>40</b>		<b>22</b>	

**TAMIL MEDIUM**

State Achievement is	56.43	Class	8					
State Code	29000	Medium	TAMIL					
Total Districts	5	Total Sch	8					
Total Blocks	8							
		No of schools Showing Mastery Level Achievement						
Sl.No	District Name	Total Schools	75% Attendance		80% achievement		75%att+ 80% ach	
			No Of Sch	%	No Of Sch	%	No Of Sch	%
1	BANGALORE NORTH	3	0	0.00	0	0.00	0	0
2	BANGALORE SOUTH	1	0	0.00	0	0.00	0	0
3	SHIMOGA	2	0	0.00	2	100.00	0	0
4	DHARWAD	1	0	0.00	1	100.00	0	0
5	BELLARY	1	0	0.00	0	0.00	0	0
	<b>Tamil</b>	<b>8</b>	<b>0</b>		<b>3</b>		<b>0</b>	

**TELUGU MEDIUM**

State Achievement is	61.57	Class	8					
State Code	29000	Medium	TELUGU					
Total Districts	8	Total Sch	20					
Total Blocks	11							
		No of schools Showing Mastery Level Achievement						
Sl.No	District Name	Total Schools	75% Attendance		80% achievement		75%att+ 80% ach	
			No Of Sch	%	No Of Sch	%	No Of Sch	%
1	BANGALORE NORTH	2	0	0.00	0	0.00	0	0
2	BANGALORE SOUTH	1	0	0.00	1	100.00	0	0
3	BANGALORE RURAL	1	0	0.00	0	0.00	0	0
4	DHARWAD	4	4	100.00	3	75.00	3	75
5	YADGIR	1	0	0.00	0	0.00	0	0
6	GULBARGA	1	0	0.00	0	0.00	0	0
7	KOPPAL	1	0	0.00	0	0.00	0	0
8	BELLARY	9	0	0.00	1	11.11	0	0
	<b>Telugu</b>	<b>20</b>	<b>4</b>		<b>5</b>		<b>3</b>	

**DISTRICTWISE ACHIEVEMENT - CATEGORY WISE / GENDER WISE / MEDIUM WISE (CLASS 8)**

**KANNADA MEDIUM**

MEDIUM	KAN	ENG	URD	MAR	TAM	TEL	TOTAL
Total Districts	33	33	30	7	5	8	
Total Blocks	202	150	139	25	8	11	
Total Schools	10645	710	665	340	8	20	12388
Total Students	647737	57700	29716	17803	296	669	753921

Category	KAN	ENG	URD	MAR	TAM	TEL
SC	141436	8734	13	2277	154	226
ST	57977	1537	7	506	4	57
MIN	62626	16070	29286	1433	17	37
OTH	385698	31359	410	13587	121	349
ALL	647737	57700	29716	17803	296	669
CSN	7078	202	170	75	2	5

Gender	Kan	Eng	Urd	Mar	Tam	Tel
BOY	340912	27274	9919	8994	145	337
GIRL	306825	30426	19797	8809	151	332
TOTAL	647737	57700	29716	17803	296	669

SL NO	DNAME	Students	SC			ST			Minority			Others			All			CSN		
			Boys	Girls	AVG	Boys	Girls	AVG	Boys	Girls	AVG	Boys	Girls	AVG	Boys	Girls	AVG	Boys	Girls	AVG
1	BANGALORE NORTH	11596	42.79	48.44	45.61	40.70	44.94	42.82	45.37	48.31	46.84	38.58	42.91	40.75	44.53	51.47	48.00	37.13	34.17	35.65
2	BANGALORE SOUTH	18978	40.45	44.94	42.70	38.12	41.58	39.85	40.40	45.79	43.10	37.34	42.41	39.88	42.50	47.42	44.96	28.75	42.21	35.48
3	RAMNAGARA	12876	44.83	48.97	46.90	43.26	46.31	44.78	44.79	45.88	45.34	36.25	43.73	39.99	45.75	50.22	47.99	35.47	31.07	33.27
4	BANGALORE RURAL	10814	44.61	47.77	46.19	43.70	45.75	44.72	43.06	47.80	45.43	38.49	43.87	41.18	46.00	49.20	47.60	28.00	34.97	31.49
5	CHIKKABALLAPUR	15938	33.71	36.21	34.96	32.68	34.09	33.38	32.42	34.28	33.35	29.63	33.66	31.65	35.71	38.79	37.25	28.15	26.47	27.31
6	KOLAR	16925	44.05	47.33	45.69	43.57	46.38	44.98	43.90	46.23	45.06	37.04	41.67	39.35	45.24	48.54	46.89	34.20	37.35	35.78
7	MADHUGIRI	15193	38.46	41.76	40.11	36.24	38.21	37.23	36.76	39.15	37.96	33.16	39.70	36.43	40.74	44.60	42.67	27.26	28.93	28.09
8	TUMKUR	22035	43.08	47.37	45.23	42.58	45.05	43.82	42.29	47.56	44.93	37.06	41.12	39.09	44.02	48.90	46.46	35.38	32.40	33.89
9	CHAMARAJANAGAR	13229	47.82	52.09	49.95	48.15	52.04	50.09	46.48	49.86	48.17	38.71	41.50	40.11	48.86	53.79	51.33	40.07	42.39	41.23
10	MYSORE	32037	46.52	50.91	48.72	46.56	49.32	47.94	46.08	50.59	48.33	42.49	47.29	44.89	46.95	52.06	49.51	36.92	46.37	41.65
11	MANDYA	22387	41.16	46.98	44.07	38.85	43.73	41.29	38.60	44.61	41.60	27.55	34.80	31.18	42.20	48.41	45.31	28.76	36.22	32.49
12	UDUPI	14299	52.23	58.32	55.27	46.15	52.77	49.46	47.81	53.62	50.72	45.27	54.52	49.90	54.55	60.07	57.31	43.20	46.67	44.93
13	DAKSHINA KANNADA	27777	48.76	56.79	52.78	45.98	52.44	49.21	44.14	53.06	48.60	45.32	53.52	49.42	52.60	60.53	56.56	38.58	35.96	37.27
14	KODAGU	6921	47.57	52.87	50.22	43.91	48.91	46.41	37.85	42.27	40.06	50.28	55.35	52.82	49.29	55.60	52.44	32.31	49.17	40.74
15	DAVANAGERE	24832	41.91	46.91	44.41	40.60	43.19	41.90	43.01	46.77	44.89	36.29	42.13	39.21	43.34	49.28	46.31	34.20	35.09	34.65
16	CHITRADURGA	22709	51.51	55.64	53.57	49.70	52.46	51.08	50.31	54.83	52.57	48.34	52.82	50.58	53.78	58.53	56.15	45.39	44.52	44.95
17	CHICKMAGALUR	14116	45.73	50.04	47.88	42.70	45.93	44.31	43.19	49.41	46.30	42.77	46.01	44.39	47.97	52.68	50.33	36.82	38.31	37.56
18	SHIMOGA	21392	47.99	53.89	50.94	46.12	51.16	48.64	46.77	52.01	49.39	42.85	51.23	47.04	49.58	55.36	52.47	35.07	38.73	36.90
19	HASSAN	22021	48.74	53.52	51.13	47.69	50.83	49.26	47.37	52.92	50.14	39.41	46.53	42.97	49.98	55.17	52.58	39.17	40.34	39.75
20	HAVERI	21336	51.01	54.42	52.72	49.13	50.31	49.72	51.24	53.17	52.20	44.55	52.53	48.54	52.49	55.62	54.06	46.38	45.98	46.18
21	GADAG	15393	60.29	62.81	61.55	56.69	57.98	57.34	60.77	61.85	61.31	57.29	60.63	58.96	61.74	64.12	62.93	58.07	56.85	57.46
22	DHARWAD	20743	54.28	59.43	56.85	51.62	55.63	53.63	53.32	58.81	56.06	50.40	56.22	53.31	55.89	60.62	58.25	47.88	52.27	50.08
23	CHIKODI	31986	54.45	58.24	56.34	50.98	53.64	52.31	56.58	58.10	57.34	55.19	58.53	56.86	54.95	59.30	57.12	49.79	49.33	49.56
24	BELGUM	23316	50.93	57.11	54.02	47.17	51.66	49.42	47.48	51.66	49.57	45.99	53.33	49.66	53.07	59.25	56.16	46.68	51.98	49.33
25	BAGALKOTE	24692	67.82	70.97	69.39	65.87	67.15	66.51	71.93	72.05	71.99	63.16	67.74	65.45	68.73	72.20	70.47	63.48	64.30	63.89
26	BIJAPUR	27661	58.10	60.30	59.20	56.89	56.61	56.75	59.15	58.86	59.01	56.56	59.62	58.09	58.87	61.52	60.20	56.57	60.05	58.31
27	UTTARA KANNADA	19321	62.59	67.13	64.86	57.29	62.17	59.73	50.69	56.13	53.41	57.95	64.86	61.41	64.17	68.38	66.27	51.24	55.19	53.21
28	YADGIR	12439	44.97	45.18	45.07	42.31	41.25	41.78	46.46	45.18	45.82	42.68	45.96	44.32	46.28	46.26	46.27	43.59	40.21	41.90
29	GULBARGA	23257	51.29	53.40	52.35	47.86	49.43	48.64	52.03	53.73	52.88	49.98	52.57	51.28	53.20	55.20	54.20	46.18	49.88	48.03
30	KOPPAL	19322	47.01	48.19	47.60	42.88	42.60	42.54	48.10	48.33	48.22	39.99	41.48	40.73	49.31	50.75	50.03	45.37	44.65	45.01
31	RAICHUR	18144	58.49	59.03	58.76	58.75	58.63	58.69	56.77	55.28	56.02	57.26	52.73	55.00	59.38	61.44	60.41	54.12	50.63	52.37
32	BIDAR	15823	35.05	37.81	36.43	33.71	34.68	34.19	37.02	38.38	37.70	32.26	35.69	33.97	35.69	39.69	37.69	27.28	39.03	33.16
33	BELLARY	28229	57.33	57.33	55.92	52.87	53.98	53.42	53.59	55.05	54.32	49.04	53.78	51.41	56.84	60.08	58.46	51.60	54.62	53.11
<b>Kanada</b>	<b>647737</b>	<b>46.32</b>	<b>48.29</b>	<b>47.8</b>	<b>50.16</b>	<b>46.71</b>	<b>51.15</b>	<b>51.4</b>	<b>55.52</b>	<b>49.46</b>	<b>53.08</b>	<b>42.98</b>	<b>44.67</b>							

**ENGLISH MEDIUM**

MEDIUM	KAN	ENG	URD	MAR	TAM	TEL	TOTAL
Total Districts	33	33	30	7	5	8	
Total Blocks	202	150	139	25	8	14	
Total Schools	10645	710	665	340	8	20	12388
Total Students	647737	57700	29716	17803	296	669	753921

SC	141436	8734	13	2277	154	226
ST	57977	1537	7	506	4	57
MIN	62626	16070	29286	1433	17	37
OTH	385698	31359	410	13587	121	349
ALL	647737	57700	29716	17803	296	669
CSN	7078	202	170	75	2	5

Gender	Kan	Eng	Urd	Mar	Tam	Tel
BOY	340912	27274	9919	8994	145	337
GIRL	306825	30426	19797	8809	151	332
TOTAL	647737	57700	29716	17803	296	669

SL.NO	DNAME	Students	SC			S1			Minority			Others			All		
			Boys	Girls	AVG	Boys	Girls	AVG	Boys	Girls	AVG	Boys	Girls	AVG	Boys	Girls	AVG
1	BANGALORE NORTH	8920	44.42	49.31	46.86	42.05	41.81	41.93	45.94	51.97	48.96	41.37	46.29	43.83	47.47	54.79	51.13
2	BANGALORE SOUTH	9286	45.33	51.16	48.25	40.70	45.52	43.11	44.93	54.84	49.89	42.78	49.89	46.33	47.97	54.05	51.01
3	RAMNAGARA	1112	38.79	46.97	42.88	37.95	43.07	40.51	48.33	30.42	39.37	31.16	49.84	40.50	45.25	45.64	45.45
4	BANGALORE RURAL	1147	45.90	45.28	45.59	49.21	48.76	48.98	32.58	41.22	36.90	40.69	36.67	38.68	48.80	49.57	49.19
5	CHICKABALLAPUR	1969	40.94	41.40	41.17	39.06	45.82	42.44	43.05	47.45	45.25	34.28	31.51	32.90	44.47	47.72	46.09
6	KOLAR	3667	43.09	51.06	47.08	49.75	55.35	52.55	47.72	47.13	47.42	37.04	45.92	41.48	42.77	53.00	47.89
7	MADHUGIRI	960	47.17	50.81	48.99	49.81	56.64	53.23	45.90	44.71	45.31	41.54	41.02	41.28	47.74	54.58	51.16
8	TUMKUR	3760	47.80	51.17	49.49	52.81	54.23	53.52	50.83	54.50	52.67	39.47	43.36	41.42	50.00	55.74	52.87
9	CHAMARAJANAGAR	504	47.79	55.35	51.57	57.36	69.49	63.42	51.43	62.00	56.71	29.97	35.66	32.81	49.39	55.99	52.69
10	MYSORE	3808	47.26	51.15	49.21	46.43	49.38	47.91	48.11	53.65	50.88	43.67	45.64	44.66	49.43	54.58	52.01
11	MANDYA	1331	43.86	52.41	48.13	43.24	52.31	47.78	42.92	60.00	51.46	35.79	42.29	39.04	45.87	54.87	50.37
12	UDUPI	1254	60.52	66.09	63.31	52.97	58.05	55.51	54.77	57.22	56.00	54.76	66.60	60.68	61.93	66.60	64.26
13	DAKSHINA KANNA DA	2562	64.18	71.15	67.66	52.65	61.75	57.20	57.86	70.08	63.97	62.41	69.37	65.89	65.78	72.57	69.18
14	KODAGU	510	50.73	60.94	55.83	41.40	52.14	46.77	30.53	29.33	29.93	51.97	59.85	55.91	54.49	65.19	59.84
15	DAVANA GERE	1820	45.28	52.80	49.04	50.92	52.34	51.63	49.01	53.80	51.41	37.34	47.55	42.44	47.77	56.48	52.12
16	CHITRADURGA	1835	62.23	65.96	64.10	67.22	73.11	70.17	62.89	65.79	64.34	52.17	60.22	56.20	62.83	66.42	64.63
17	CHICKAMAGALUR	1996	51.46	54.09	52.77	51.46	51.33	51.40	46.08	53.77	49.93	43.96	46.34	45.15	54.53	57.57	56.05
18	SHIMOGA	2934	53.51	60.21	56.86	51.65	55.11	53.38	55.17	62.45	58.81	51.72	65.13	58.42	54.43	59.10	56.77
19	HASSAN	2344	52.65	55.75	54.20	54.51	56.63	55.57	55.45	65.73	60.59	48.12	52.00	50.06	53.45	56.38	54.91
20	H AVERI	227	58.33	56.40	57.37	58.83	52.75	55.79	69.05	67.00	68.02	59.17	71.11	65.14	56.64	56.32	56.48
21	GADAG	332	74.43	77.98	76.20	73.79	70.59	72.19	77.12	80.24	78.68	72.93	79.17	76.05	74.73	80.19	77.46
22	DHARWAD	66	45.65	42.79	44.22	47.74	30.61	39.18	48.33	48.33	48.33	0.00	31.67	15.83	39.44	53.81	46.63
23	CHIKODI	59	51.56	45.57	48.57	62.22	41.67	51.94	49.76	43.81	46.79	0.00	50.00	25.00	52.50	53.67	53.08
24	BELGAUM	1322	56.35	64.49	60.42	69.06	61.49	65.27	54.07	63.89	58.98	53.03	60.52	56.78	56.53	66.16	61.35
25	BAGALKOTE	193	82.83	72.27	77.55	87.37	73.51	80.44	0.00	69.44	34.72	79.09	60.21	69.65	82.02	75.06	78.54
26	BIJAPUR	431	58.47	55.94	57.20	55.59	51.02	53.30	75.00	53.67	64.33	57.36	50.48	53.92	58.76	57.10	57.93
27	UTTARA KANNA DA	1387	61.83	66.03	63.93	67.20	72.85	70.02	64.24	62.83	63.54	56.71	58.66	57.69	64.77	71.64	68.20
28	YADGIR	21	40.22	36.11	38.17	42.42	23.33	32.88	0.00	48.33	24.17	0.00	0.00	0.00	45.56	49.17	47.36
29	GULBARGA	564	53.21	53.82	53.52	50.25	52.38	51.32	46.25	61.67	53.96	57.96	56.69	57.32	50.78	52.82	51.80
30	KOPPAL	146	40.15	46.78	43.47	34.00	52.50	43.25	26.67	45.83	36.25	38.54	45.24	41.89	43.89	49.51	46.70
31	RAICHUR	379	76.47	75.88	76.17	82.53	80.68	81.61	88.70	86.94	87.82	71.25	72.04	71.64	74.97	76.75	75.86
32	BIDAR	98	45.71	34.70	40.20	46.55	34.31	40.43	49.58	41.67	45.63	50.56	0.00	25.28	42.25	34.33	38.29
33	BELLARY	756	54.52	63.68	59.10	56.72	59.78	58.25	50.29	58.48	54.38	52.56	61.15	56.86	55.62	67.71	61.67
<b>English</b>		<b>57700</b>	<b>47.52</b>	<b>50.23</b>		<b>49.93</b>	<b>54.49</b>		<b>44.33</b>	<b>49.72</b>		<b>52.01</b>	<b>57.7</b>		<b>49.27</b>	<b>54.16</b>	

**DISTRICTWISE ACHIEVEMENT - CATOGORY WISE / GENDER WISE / MEDIUM WISE (CLASS - 8)**

**URDU MEDIUM**

MEDIUM	KAN	ENG	URD	MAR	TAM	TEL	TOTAL
Total Districts	33	33	30	7	5	8	
Total Blocks	202	150	139	25	8	11	
Total Schools	10645	710	665	340	8	20	12388
Total Students	647737	57700	29716	17803	296	669	753921

Category	KAN	ENG	URD	MAR	TAM	TEL
SC	141436	8734	13	2277	154	226
ST	57977	1537	7	506	4	57
MIN	62626	16070	29286	1433	17	37
OTH	385698	31359	410	13587	121	349
ALL	647737	57700	29716	17803	296	669
CSN	7078	202	170	75	2	5

Gender	Kan	Eng	Urd	Mar	Tam	Tel
BOY	340912	27274	9919	8994	145	337
GIRL	306825	30426	19797	8809	151	332
TOTAL	647737	57700	29716	17803	296	669

SL.NO	DNAME	Students	SC			ST			Minority			Others			All		
			Boys	Girls	AVG	Boys	Girls	AVG	Boys	Girls	AVG	Boys	Girls	AVG	Boys	Girls	AVG
1	BANGALORE NORTH	298	56.55	55.86	56.20	0.00	0.00	0.00	0.00	0.00	0.00	56.55	55.78	56.17	0.00	73.33	36.67
2	BANGALORE SOUTH	384	56.77	59.91	58.34	0.00	0.00	0.00	0.00	0.00	0.00	56.77	59.91	58.34	0.00	0.00	0.00
3	RAMNAGARA	510	53.44	59.86	56.65	56.67	0.00	28.33	0.00	0.00	0.00	53.66	59.93	56.79	0.00	40.00	20.00
4	BANGALORE RURAL	333	67.30	64.59	65.94	0.00	41.67	20.83	0.00	53.33	26.67	67.39	64.73	66.06	65.67	0.00	32.83
5	CHIKKABALLAPUR	126	60.35	63.58	61.97	46.67	10.00	28.33	0.00	0.00	0.00	61.11	64.40	62.75	0.00	31.67	15.83
6	KOLAR	86	38.57	0.00	19.28	0.00	0.00	0.00	0.00	0.00	0.00	38.57	0.00	19.28	0.00	0.00	0.00
7	MADHUGIRI	221	55.83	55.30	55.57	0.00	0.00	0.00	0.00	0.00	0.00	55.83	55.30	55.57	0.00	0.00	0.00
8	TUMKUR	127	61.82	61.01	61.41	0.00	0.00	0.00	0.00	0.00	0.00	63.75	61.01	62.38	0.00	0.00	0.00
9	CHAMARAJANAGAR	33	46.67	70.61	58.64	0.00	0.00	0.00	0.00	0.00	0.00	46.67	70.61	58.64	0.00	0.00	0.00
10	MYSORE	124	37.54	35.35	36.45	0.00	30.00	15.00	0.00	33.33	16.67	37.54	35.44	36.49	0.00	0.00	0.00
11	MANDYA	100	37.55	51.69	44.62	0.00	0.00	0.00	0.00	0.00	0.00	37.55	51.69	44.62	0.00	0.00	0.00
15	DAVANAGERE	1221	52.47	57.90	55.19	0.00	0.00	0.00	0.00	0.00	0.00	52.21	57.88	55.04	63.13	60.56	61.84
16	CHITRADURGA	273	55.73	64.01	59.87	0.00	0.00	0.00	0.00	0.00	0.00	55.44	64.01	59.73	65.00	0.00	32.50
17	CHICKAMAGALUR	145	61.14	67.61	64.38	0.00	0.00	0.00	0.00	0.00	0.00	61.14	68.55	64.85	0.00	24.17	12.08
18	SHIMOGA	1880	66.43	70.39	68.41	0.00	0.00	0.00	0.00	0.00	0.00	66.43	70.37	68.40	66.43	81.67	74.05
19	HASSAN	109	44.47	60.86	52.67	0.00	0.00	0.00	0.00	0.00	0.00	44.47	61.16	52.81	0.00	48.33	24.17
20	HAVERI	3274	61.23	65.43	63.33	75.00	0.00	37.50	0.00	0.00	0.00	61.37	65.45	63.41	12.92	60.63	36.77
21	GADAG	679	67.33	70.45	68.89	0.00	0.00	0.00	0.00	0.00	0.00	67.27	70.49	68.88	78.33	61.67	70.00
22	DHARWAD	2543	80.81	80.62	80.71	0.00	0.00	0.00	0.00	0.00	0.00	80.79	80.71	80.75	85.00	41.67	63.33
23	CHIKODI	1675	59.07	65.92	62.49	0.00	0.00	0.00	0.00	0.00	0.00	59.18	65.93	62.56	57.71	65.76	61.73
24	BELGAUM	1639	60.22	72.10	66.16	0.00	0.00	0.00	0.00	0.00	0.00	60.42	72.15	66.29	45.24	52.22	48.73
25	BAGALKOTE	1062	73.32	79.05	76.19	64.67	0.00	32.33	0.00	0.00	0.00	73.69	79.08	76.38	63.13	61.67	62.40
26	BIJAPUR	2337	67.15	70.58	68.86	0.00	0.00	0.00	0.00	0.00	0.00	67.17	70.56	68.86	65.00	73.33	69.17
27	UTTARA KANNADA	1590	73.16	75.88	74.52	0.00	0.00	0.00	66.67	0.00	33.33	73.63	76.07	74.85	60.79	71.14	65.97
28	YADGIR	1157	54.38	59.38	56.88	0.00	0.00	0.00	0.00	0.00	0.00	54.73	59.53	57.13	31.11	36.67	33.89
29	GULBARGA	2856	61.08	62.85	61.97	33.33	0.00	16.67	0.00	0.00	0.00	61.26	62.83	62.04	44.17	66.88	55.52
30	KOPPAL	214	57.57	57.56	57.56	0.00	0.00	0.00	0.00	0.00	0.00	57.57	57.60	57.58	0.00	54.17	27.08
31	RAICHUR	663	66.71	71.63	69.17	0.00	0.00	0.00	0.00	0.00	0.00	66.71	71.76	69.24	0.00	57.67	28.83
32	BIDAR	3213	40.53	48.62	44.57	0.00	0.00	0.00	0.00	0.00	0.00	41.53	49.42	45.48	7.33	4.40	5.87
33	BEJLARY	844	58.56	68.08	63.32	0.00	88.33	44.17	0.00	0.00	0.00	58.56	68.15	63.35	0.00	0.00	0.00
<b>Urdu</b>		<b>29716</b>	<b>57.5</b>	<b>42.5</b>		<b>53.33</b>	<b>43.33</b>		<b>61.07</b>	<b>66.35</b>		<b>48.06</b>	<b>54.54</b>		<b>60.8</b>	<b>66.19</b>	

**MARATHI MEDIUM**

SL.NO	DNAME	Students	SC			ST			Minority			Others			All		
			Boys	Girls	AVG	Boys	Girls	AVG	Boys	Girls	AVG	Boys	Girls	AVG	Boys	Girls	AVG
1	CHIKODI	6072	57.44	60.57	59.00	55.05	56.99	56.02	56.87	57.47	57.17	55.32	58.95	57.14	58.47	61.80	60.14
2	BELGAUM	6919	56.28	62.28	59.28	43.53	51.07	47.30	54.81	56.88	55.84	52.79	61.44	57.11	56.84	62.67	59.76
3	BAGALKOTE	68	78.16	83.46	80.81	78.61	79.58	79.10	78.33	0.00	39.17	74.52	76.88	75.70	79.67	85.99	82.83
4	BJAPUR	104	61.09	75.92	68.50	76.94	56.11	66.53	0.00	0.00	0.00	33.47	62.92	48.19	69.52	82.82	76.17
5	UTTARA KANNADA	179	62.77	67.69	65.23	80.00	74.44	77.22	0.00	0.00	0.00	0.00	80.00	40.00	61.75	67.31	64.53
6	GULBARGA	262	59.30	61.46	60.38	60.94	62.78	61.86	77.50	0.00	38.75	51.98	57.27	54.63	59.98	61.59	60.78
7	BIDAR	4199	41.53	43.18	42.35	38.44	36.36	37.40	44.58	49.63	47.11	32.61	40.58	36.60	43.64	44.85	44.24
<b>Marathi</b>		<b>17803</b>	<b>48.43</b>	<b>48.23</b>		<b>47.9</b>	<b>51.49</b>		<b>48.44</b>	<b>56.03</b>		<b>55.1</b>	<b>59.22</b>		<b>53.43</b>	<b>57.4</b>	

**TAMIL MEDIUM**

SL.NO	DNAME	Students	SC			ST			Minority			Others			All			CSN		
			Boys	Girls	AVG	Boys	Girls	AVG	Boys	Girls	AVG	Boys	Girls	AVG	Boys	Girls	AVG	Boys	Girls	AVG
1	BANGALORE NORTH	126	54.25	48.90	51.57	59.94	42.70	51.32	0.00	81.67	40.83	43.33	43.67	43.50	49.40	57.80	53.60	0.00	0.00	0.00
2	BANGALORE SOUTH	56	39.40	50.77	45.09	40.21	45.56	42.88	25.00	0.00	12.50	0.00	0.00	0.00	40.65	52.20	46.42	5.00	0.00	2.50
3	SHIMOGA	49	62.46	89.05	75.75	54.44	90.15	72.30	86.67	0.00	43.33	43.33	82.50	62.92	72.04	90.13	81.08	0.00	0.00	0.00
4	DHARWAD	16	41.48	60.71	51.10	40.00	62.50	51.25	0.00	0.00	0.00	0.00	0.00	42.67	58.33	50.50	0.00	0.00	0.00	
5	BELLARY	49	55.46	70.33	62.90	57.26	69.35	63.31	0.00	0.00	0.00	79.17	39.58	5.00	0.00	2.50	5.00	0.00	2.50	
<b>Tamil</b>		<b>296</b>	<b>55.29</b>	<b>57.14</b>		<b>45.5</b>	<b>81.66</b>		<b>43.33</b>	<b>64.24</b>		<b>48.85</b>	<b>62.53</b>		<b>52.02</b>	<b>60.07</b>		<b>5.00</b>	<b>0.00</b>	

**TELUGU MEDIUM**

SL.NO	DNAME	Students	SC			ST			Minority			Others			All			CSN		
			Boys	Girls	AVG	Boys	Girls	AVG	Boys	Girls	AVG	Boys	Girls	AVG	Boys	Girls	AVG	Boys	Girls	AVG
1	BANGALORE NORTH	117	56.97	60.45	58.71	59.78	61.78	60.78	0.00	0.00	0.00	56.67	68.33	62.50	56.11	59.43	57.77	0.00	0.00	0.00
2	BANGALORE SOUTH	47	78.10	83.46	80.78	75.89	83.40	79.64	81.67	0.00	40.83	0.00	0.00	0.00	84.00	85.00	84.50	78.33	0.00	39.17
4	BANGALORE RURAL	37	60.56	59.69	60.12	0.00	0.00	0.00	25.00	0.00	12.50	0.00	0.00	0.00	64.30	63.67	63.98	26.67	0.00	13.33
22	DHARWAD	96	86.23	83.33	84.78	87.64	81.16	84.40	89.17	92.50	90.83	89.17	90.00	89.58	77.71	91.67	84.69	88.33	0.00	44.17
28	YADGIR	8	63.00	75.56	69.28	0.00	71.67	35.83	0.00	0.00	0.00	0.00	0.00	0.00	63.00	83.33	73.17	0.00	0.00	0.00
29	GULBARGA	78	51.33	56.27	53.80	52.17	48.85	50.51	0.00	0.00	0.00	34.17	60.00	47.08	52.12	63.04	57.58	70.00	0.00	35.00
30	KOPPAL	82	48.78	54.19	51.48	47.92	0.00	23.96	0.00	0.00	0.00	78.33	40.00	59.17	48.06	54.54	51.30	0.00	0.00	0.00
33	BELLARY	204	48.78	59.84	54.31	46.97	63.83	55.40	51.77	57.02	54.40	37.67	58.33	48.00	51.23	60.39	55.81	0.00	0.00	0.00
<b>Telugu</b>		<b>669</b>	<b>66.59</b>	<b>71.35</b>		<b>54.2</b>	<b>57.4</b>		<b>52.28</b>	<b>65.55</b>		<b>55.67</b>	<b>60.38</b>		<b>59.02</b>	<b>64.11</b>		<b>52.60</b>	<b>0.00</b>	

KSQAO - 2008-09

K-6

KARNATAKA SCHOOL QUALITY ASSESMENT ORGANISATION KSEEB, 6TH CROSS MALLESWARAM, BANGLORE - 3  
STATE SUMMARY

SUBJECTWISE/COMPETENCY-LEARNING OUTCOME

MEDIUM	KANNADA	TOTAL STUDENTS	647737	STATE LEARNING OUTCOME	54.00
		CSN STUDENTS	7078	STATE LEARNING OUTCOME INCLUDING ABSENT	51.25

Subject	Students Attended	Achievement	TOTAL STUDENTS																														Total	Average
			A' Series - No. of Students Attended										B' Series - No. of Students Attended										C' Series - No. of Students Attended											
First Language	614718		1	2	3	4	5	6	7	8	9	10	1	2	3	4	5	6	7	8	9	10	1	2	3	4	5	6	7	8	9	10		
		C	134953	148211	110110	98659	159016	175749	107619	83991	144873	87674	92154	138341	159629	153734	160236	136790	104340	92983	137341	175519	156702	82076	100707	145082	136356	104542	66923	120459	137923	171608	3894200	63.35
		W	71605	54129	88331	70111	44638	23398	49644	53157	47449	18200	91703	50476	35889	43482	33391	51486	42656	49072	63949	17934	35061	77944	73476	45315	45977	59299	66298	44080	40347	17779		
		N	8244	12462	16361	46032	11148	15655	57539	77654	22480	8928	18297	13337	6736	4938	8527	13878	55158	60099	30864	8701	5999	37742	23579	7365	15429	33921	64541	33223	19492	8375		
		%	62.83	69.00	51.26	45.93	74.03	81.82	60.10	39.10	67.44	87.37	45.59	68.43	78.91	76.05	79.26	67.67	51.61	46.00	53.10	86.82	79.24	41.50	50.92	73.36	68.95	52.86	33.84	60.91	69.74	86.78		
Second Language	614718		1	2	3	4	5	6	7	8	9	10	1	2	3	4	5	6	7	8	9	10	1	2	3	4	5	6	7	8	9	10		
		C	162514	144404	135144	148529	142071	67327	60889	49275	123537	27095	119417	85504	69329	161829	103428	105879	79155	42253	72571	127093	61046	119149	90811	118232	85494	66540	56807	51059	42307	126247	2944745	47.73
		W	41403	39105	65394	54557	58887	88825	62512	51883	38632	58685	71254	74022	83546	31710	69308	60751	47724	56479	39347	45020	111105	60455	84358	64286	61286	85557	49415	49272	41045	48977		
		N	10885	31293	14264	11716	13844	58650	91391	113644	52633	29022	11483	42628	49279	8815	29418	35524	75275	103422	90236	30041	25611	18158	22593	15244	50982	45665	91540	97431	114410	24538		
		%	75.66	67.23	62.92	69.15	66.14	31.34	28.35	22.94	57.51	59.17	59.07	42.30	34.30	79.95	51.16	52.38	39.16	20.90	35.90	62.87	30.87	60.25	45.92	59.78	43.23	33.65	28.72	25.82	21.39	63.84		
Part - B	614718		1	2	3	4	5	6	7	8	9	10	1	2	3	4	5	6	7	8	9	10	1	2	3	4	5	6	7	8	9	10		
		C	142925	101975	117434	133465	87963	90560	178533	182917	159924	75439	177394	123602	153816	97118	85702	114310	170763	170100	148927	177736	158136	143267	174773	105253	86712	101066	170801	150341	157872	161510	4200444	68.45
		W	60727	97524	83310	50956	64320	55552	23751	20486	32270	15742	15951	87524	35903	48019	45158	43990	17801	18504	28420	12225	27300	40999	9792	52716	45971	35230	15975	25997	24729	14263		
		N	11150	15303	14058	30381	62519	68590	12518	11399	22608	23621	8809	11028	12435	59017	71294	43854	13590	13550	24807	12193	12326	13496	13197	39783	65079	61466	10986	21424	15161	21989		
		%	66.54	47.47	54.67	62.13	43.95	42.21	83.12	85.16	74.45	81.67	87.75	61.14	76.09	48.04	42.39	56.55	84.47	84.14	73.67	87.92	79.96	72.44	88.38	53.23	43.85	51.10	86.37	76.02	79.83	81.67		
			A' Series - No. of Students Attended										B' Series - No. of Students Attended										C' Series - No. of Students Attended											
			219,531										199,328										194,667											
Maths	613520		1	2	3	4	5	6	7	8	9	10	1	2	3	4	5	6	7	8	9	10	1	2	3	4	5	6	7	8	9	10		
		C	111062	132679	95064	77563	102800	61106	80193	93973	54667	68914	139,216	134,714	137,026	146,135	99,351	87,795	113,055	71,186	84,066	39,315	143,674	155,054	101,732	89,947	92,330	103,414	63,960	75,091	91,615	102,500	2949198	48.38
		W	88539	55673	89537	87147	93019	97361	88994	65541	94462	89329	47,278	50,383	50,843	39,053	82,657	83,731	44,202	86,967	75,202	68,229	46,009	30,373	73,146	68,099	61,074	60,791	81,652	70,481	69,222	54,801		
		N	9930	31179	34930	54821	23712	61064	50344	60017	70402	61288	12,834	14,231	11,459	14,140	17,320	27,802	42,071	41,175	40,060	91,784	4,978	9,234	19,783	36,615	41,257	30,456	49,049	49,089	33,823	37,380		
		%	50.58	60.44	43.30	35.33	46.83	27.83	36.53	42.81	24.90	31.38	69.84	67.58	68.74	73.31	49.84	44.05	56.72	35.71	42.17	19.72	73.81	79.65	52.26	46.21	47.43	53.13	32.86	38.58	47.06	52.66		
Science	613520		1	2	3	4	5	6	7	8	9	10	1	2	3	4	5	6	7	8	9	10	1	2	3	4	5	6	7	8	9	10		
		C	192040	99649	49035	105980	106789	125301	61726	161063	92596	104183	91,517	70,463	51,084	75,477	81,940	44,318	127,069	128,097	88,368	89,382	137,715	88,385	41,034	71,822	46,290	111,340	59,551	105,272	87,139	99,242	2793867	45.37
		W	15392	52021	78809	43719	61080	28864	61866	34255	61574	44189	64,282	66,630	72,175	56,637	54,477	54,288	37,675	35,913	41,786	42,133	34,554	62,454	70,378	59,591	58,164	46,544	43,768	42,008	39,877	29,258		
		N	12099	67861	91687	69832	51662	65366	95939	24213	65361	71159	43,529	62,235	76,069	67,214	62,911	100,722	34,584	35,318	69,174	67,813	22,392	43,822	83,249	63,248	90,207	36,777	91,342	47,361	67,645	66,161		
		%	87.48	45.39	22.34	48.28	48.64	57.08	28.12	73.37	42.18	47.48	45.91	35.35	25.63	37.87	41.11	22.23	63.75	64.26	44.33	44.84	70.75	45.40	21.08	36.90	23.78	57.20	30.59	54.08	44.76	50.98		
Social Science	613520		1	2	3	4	5	6	7	8	9	10	1	2	3	4	5	6	7	8	9	10	1	2	3	4	5	6	7	8	9	10		
		C	130249	176615	153577	139142	102596	104153	86153	88656	76592	67779	76,327	151,554	113,317	64,262	92,367	108,437	92,646	94,928	67,187	138,164	138,464	152,099	107,293	80,903	84,425	95,632	93,203	77,888	46,725	128,465	3109798	50.71
		W	77220	32146	53147	39351	60059	54838	58626	41435	52586	51380	111,095	39,068	69,475	51,798	47,570	41,825	48,574	39,363	45,678	34,971	45,486	34,000	72,496	49,312	52,639	50,286	48,636	42,783	44,297	41,451		
		N	12062	10770	12807	41038	58876	60540	74752	109440	90353	100372	11,905	8,706	16,536	83,268	59,391	49,066	58,108	64,440	86,453	26,193	10,711	8,561	14,871	64,446	57,597	48,743	52,822	73,990	103,639	24,745		
		%	59.33	80.45	89.96	63.38	46.73	47.44	39.24	31.27	34.89	30.87	38.29	78.03	56.85	32.24	46.34	54.40	46.48	47.62	33.71	69.31	71.13	78.14	55.12	41.56	43.37	49.13	47.88	40.01	24.00	65.99		



KARNATAKA SCHOOL QUALITY ASSESSMENT ORGANISATION KSEEB, 6TH CROSS MALLESWARAM, BANGLORE - 3

STATE SUMMARY

SUBJECTWISE/COMPETENCY-LEARNING OUTCOME

MEDIUM

ENGLISH

TOTAL STUDENTS	57700
CSN STUDENTS	202

STATE LEARNING OUTCOME

53.77

STATE LEARNING OUTCOME INCLUDING ABSENT

51.88

Subject	Students Attended	Achievement	TOTAL STUDENTS																														Total	Average
			A' Series - No. of Students Attended 19787										B' Series - No. of Students Attended 18207										C' Series - No. of Students Attended 17675											
			1	2	3	4	5	6	7	8	9	10	1	2	3	4	5	6	7	8	9	10	1	2	3	4	5	6	7	8	9	10		
First Language	55689	C	12175	13674	10582	9817	13712	15273	9978	8922	13540	16984	9554	12759	14763	13044	12537	12343	9887	9594	11419	15768	12920	8436	10323	12841	11230	9740	7019	12077	12463	15082	358456	64.42
		W	6336	4610	6877	6894	4261	1810	4024	4220	3077	1656	7217	4026	2569	3869	3572	3879	3209	3742	3626	1498	3959	6502	5562	3383	3845	5053	4778	2883	2476	1632		
		N	1276	1503	2328	3076	1814	2704	5785	6645	3170	1147	1436	1422	875	1294	2098	1985	5111	4871	3162	941	796	2737	1790	1451	2600	2882	5878	2715	2736	951		
		%	61.5	69.11	53.48	49.61	69.30	77.19	50.43	45.09	68.43	85.83	52.47	70.08	81.08	71.64	68.86	67.79	54.30	52.69	62.72	86.60	73.10	47.73	58.40	72.65	63.54	55.11	39.71	68.33	70.51	85.33		
Second Language	55689	C	15348	13419	14903	14662	14168	8873	10034	8235	14516	16447	13507	7809	8518	15618	10540	11240	11095	7486	11807	14796	7232	12266	9119	11562	8459	6156	8203	8735	8957	14933	338643	60.62
		W	3599	4226	4036	4174	4344	7987	5420	4320	1438	2133	4001	7490	7206	1999	5355	4299	3822	4895	2008	2107	8391	4289	7259	5261	5440	8806	3544	3739	2660	1728		
		N	840	2142	848	951	1275	2927	4333	7232	3833	1207	699	2908	2493	590	2312	2668	3290	5826	4392	1304	2052	1120	1297	852	3776	2713	5928	5201	6058	1014		
		%	77.57	67.82	75.32	74.10	71.60	44.84	50.71	41.62	73.36	83.12	74.19	42.89	46.78	85.78	57.89	61.73	60.94	41.12	64.85	81.27	40.92	69.40	51.59	65.41	47.86	34.83	46.41	49.42	50.68	84.49		
Part - B	55689	C	12614	9495	13540	13394	8211	8859	17002	17000	15390	17074	14558	8883	11856	10782	6191	11498	15646	15762	14098	16470	12885	11926	15647	10470	9156	10688	15443	14027	14661	15314	388530	69.91
		W	6232	9011	5241	3616	5611	4447	1636	1619	2236	901	2944	8320	5192	3102	4683	3015	1281	1303	1939	730	3782	4785	1100	4072	3555	2815	1247	1832	1696	819		
		N	941	1281	1006	2777	5965	6481	1149	1168	2161	1812	705	1004	1159	4323	7343	3694	1280	1142	2170	1007	1008	964	928	3133	4964	4172	985	1816	1318	1542		
		%	63.75	47.99	68.43	67.69	41.50	44.77	85.93	85.91	77.78	86.29	79.96	48.79	65.12	59.22	33.95	63.15	85.93	86.57	77.43	90.45	72.90	67.47	88.53	59.24	51.80	60.47	87.37	79.36	82.95	86.64		
Maths	55568	C	11972	9716	7477	5948	8450	3814	5579	7267	4523	8705	12,153	9,091	10,215	13,117	7,225	5,288	8,218	6,637	7,356	3,486	12,510	14,030	8,439	7,020	8,588	9,171	5,750	5,699	7,892	12,090	247426	44.93
		W	7456	6982	9328	9546	9246	9836	10213	7351	9140	7453	4,855	7,019	6,299	3,222	9,159	10,243	4,943	8,372	7,389	6,481	4,407	2,607	6,957	6,793	5,730	6,088	8,097	7,402	7,110	3,448		
		N	754	3484	3377	4688	2486	6532	4390	5564	6519	4024	877	1,775	1,371	1,546	1,501	2,354	4,724	2,876	3,140	7,918	584	864	2,105	3,688	3,183	2,242	3,654	4,400	2,499	1,963		
		%	59.32	48.14	37.05	29.47	41.87	18.90	27.64	36.01	22.41	43.13	67.95	50.83	57.11	73.34	40.40	29.57	45.95	37.11	41.13	19.45	71.48	80.17	48.22	40.11	49.07	52.40	32.86	32.56	45.09	69.08		
Science	55568	C	17251	6228	3346	7711	8970	10255	4506	13703	5830	11631	5,834	4,323	3,480	7,883	6,211	3,313	10,351	12,984	6,444	7,902	12,447	6,106	2,542	4,769	4,664	9,450	3,304	11,088	6,026	8,893	227445	40.78
		W	1437	5409	8220	3472	5336	2909	6030	3374	6798	3500	6,141	5,965	7,615	4,457	5,371	5,848	3,366	2,498	3,965	3,677	2,715	6,262	7,228	5,000	5,435	3,830	4,065	3,160	3,474	2,694		
		N	1494	8545	8616	8999	5876	7018	9646	3105	7554	5051	5,910	7,587	6,790	5,545	6,303	8,724	4,168	2,403	7,476	6,306	2,339	5,133	7,731	7,732	7,402	4,221	10,132	3,253	8,001	5,914		
		%	85.48	30.86	16.58	38.21	44.45	50.81	22.33	67.90	28.89	57.63	32.62	24.17	19.46	44.08	34.73	18.52	57.88	72.60	36.03	44.16	71.12	34.89	14.52	27.25	26.65	54.00	18.88	63.36	34.43	50.81		
Social Science	55568	C	11269	14681	10791	11152	6602	7362	6072	5290	5226	4511	6,875	10,706	9,106	4,099	5,095	8,705	6,612	7,067	4,887	12,212	10,595	11,209	8,810	6,104	4,550	6,243	6,610	5,400	3,027	12,198	233066	41.98
		W	7714	4486	8079	3977	5749	4887	5221	3722	4000	4223	9,849	6,236	7,453	4,346	4,753	3,664	4,087	3,145	3,647	2,880	5,851	5,458	7,352	4,706	4,312	4,381	4,393	3,188	3,326	3,367		
		N	1199	1015	1312	5053	7831	7933	8889	11170	10956	11448	1,161	943	1,326	9,440	8,037	5,516	7,186	7,673	9,351	2,793	1,055	834	1,339	6,691	8,639	6,877	6,498	8,913	11,148	1,936		
		%	55.84	72.74	53.47	55.26	32.71	36.48	30.09	26.21	25.89	22.35	38.44	59.86	50.91	22.92	28.49	48.67	36.97	39.51	27.32	68.28	60.54	64.05	50.34	34.88	26.00	35.67	37.77	30.86	17.30	69.70		

KSQAO - 2008-09

K-6

KARNATAKA SCHOOL QUALITY ASSESSMENT ORGANISATION KSEEB, 6TH CROSS MALLESWARAM, BANGLORE - 3  
STATE SUMMARY

SUBJECTWISE/COMPETENCY-LEARNING OUTCOME

MEDIUM

URDU

TOTAL STUDENTS	29716
CSN STUDENTS	170

STATE LEARNING OUTCOME	68.89
STATE LEARNING OUTCOME INCLUDING ABSENT	64.38

Subject	Students Attended	Achievement	A' Series - No. of Students Attended 9823																				B' Series - No. of Students Attended 9129										C' Series - No. of Students Attended 8816										Total	Average
			1	2	3	4	5	6	7	8	9	10	1	2	3	4	5	6	7	8	9	10	1	2	3	4	5	6	7	8	9	10												
First Language	27768	C	8278	7906	7070	7357	8059	4605	6815	5655	7242	8459	8617	8601	8229	7079	6035	6188	5270	6783	7377	7988	7789	6744	8405	7247	5909	6220	4767	8128	5693	7647	212162	76.51										
			W	936	1055	787	1032	737	1051	1137	818	651	772	348	293	472	1011	841	947	997	865	441	642	695	954	246	681	994	1463	1007	274	620			683									
			N	609	862	1966	1434	1027	4167	1871	3350	1930	592	164	235	428	1039	2253	1994	2862	1481	1311	499	332	1118	165	888	1913	1133	3042	414	2503			486									
			%	84.27	80.48	71.97	74.90	82.04	46.88	69.38	57.57	73.72	86.11	94.39	94.22	90.14	77.54	66.11	67.78	57.73	74.30	80.81	87.50	88.35	76.50	95.34	82.20	67.03	70.55	54.07	92.20	64.58			86.74									
Second Language	27768	C	8137	7300	8521	7175	6857	6076	7110	4203	5697	7179	7957	6948	7365	7982	5559	5035	5480	4230	5060	6697	7386	6786	7473	7136	4254	5375	4971	5850	4694	6553	191046	68.78										
			W	1158	1128	755	1412	1276	1409	930	1048	526	1306	789	1368	951	507	1174	1067	1502	1188	467	1371	920	901	831	811	1370	1432	1120	1032	504			1331									
			N	528	1395	547	1236	1690	2338	1783	4572	3600	1138	383	813	813	640	2396	3027	2147	3711	3602	1061	510	1129	512	869	3192	2009	2725	1934	3618			932									
			%	82.84	74.32	86.75	73.04	69.81	61.85	72.38	42.79	58.00	73.08	87.16	76.11	80.68	87.44	60.89	55.15	60.03	46.34	55.43	73.36	83.78	76.97	84.77	80.94	48.25	60.97	58.39	66.36	53.24			74.33									
Part - B	27768	C	21	22	23	24	25	26	27	28	29	30	21	22	23	24	25	26	27	28	29	30	21	22	23	24	25	26	27	28	29	30	203499	73.37										
			W	7639	7466	7633	6804	4421	3577	8428	8378	7564	7946	8082	7254	7654	4592	3628	5547	7642	7593	7015	7799	7429	7374	7945	5894	5144	4049	7469	7139	7129			7265									
			N	1452	1394	1405	986	1344	1144	775	804	1185	685	564	1221	656	1212	1115	748	781	800	1093	535	877	941	314	1072	871	1038	719	889	894			577									
			%	77.77	76.01	77.71	69.27	45.01	36.41	85.80	85.29	77.00	80.89	88.53	79.46	83.84	50.30	39.74	60.76	83.71	83.17	76.84	85.43	84.27	83.64	90.12	66.86	58.35	45.93	84.72	80.98	80.86			82.41									
Maths	27757	C	5727	8625	7179	6002	6872	6099	6581	6640	3943	3324	8054	7911	7753	7934	7034	6970	5842	5020	5863	2536	7372	7796	6691	6612	6184	6801	4750	5571	5438	3831	186955	67.67										
			W	3897	808	1665	1849	1748	2350	2053	1136	2019	2800	772	795	875	505	1464	1435	1767	1906	1454	1375	1007	591	1446	1239	1119	1076	1772	1382	1163			2235									
			N	465	656	1245	2238	1469	1640	1455	2313	4127	3965	173	293	371	560	501	594	1390	2073	1682	5088	290	282	532	818	1366	792	2147	1716	2068			2603									
			%	56.76	85.49	71.16	59.49	68.11	60.45	65.23	65.81	39.08	32.95	89.50	87.91	86.15	88.17	78.16	77.45	64.92	55.78	65.15	28.18	85.04	89.83	77.18	76.27	71.33	78.45	54.79	64.26	62.73			44.19									
Science	27757	C	9338	5566	4497	5775	6838	7903	6346	7253	5714	4838	6656	5927	4780	5817	5640	4119	6835	5619	4577	3332	6778	6530	3123	5538	5144	7031	4889	4407	4086	4771	169667	61.02										
			W	192	1094	2038	944	696	350	1190	904	1106	1074	1029	809	1641	781	623	918	441	977	664	533	641	720	1758	661	1140	538	628	1205	427			478									
			N	559	3429	3554	3370	2555	1836	2553	1932	3269	4177	1314	2263	2578	2401	2736	3962	1723	2403	3758	5134	1250	1419	1788	2470	2385	1100	3152	3057	4156			3420									
			%	92.56	55.17	44.57	57.24	67.78	78.33	62.90	71.88	56.64	47.98	73.96	65.86	53.12	64.64	62.67	45.77	75.95	62.44	50.86	37.03	78.19	75.33	36.02	63.88	59.34	81.11	56.40	50.84	47.13			55.04									
Social Science	27757	C	7661	8951	7588	6444	6576	7314	5889	5468	5112	3838	6913	7820	6869	4155	5647	6163	5780	5681	4477	6360	7153	7985	6654	5300	5379	5482	5402	4991	3182	6739	182973	66										
			W	1858	704	1828	924	792	694	843	829	667	706	1617	764	1293	726	695	729	783	743	806	672	1064	368	1421	616	838	867	766	588	818			649									
			N	570	434	673	2721	2721	2081	3357	3792	4310	5545	469	415	837	4118	2657	2107	2436	2575	3716	1967	452	316	594	2753	2452	2320	2501	3090	4669			1281									
			%	75.93	88.72	75.21	63.87	65.18	72.49	58.37	54.20	50.67	38.04	76.82	86.90	76.33	46.17	62.75	68.49	64.23	63.13	49.75	70.67	82.51	92.11	76.76	61.14	62.05	63.24	62.31	57.57	36.71			77.74									

KARNATAKA SCHOOL QUALITY ASSESMENT ORGANISATION KSEEB, 6TH CROSS MALLESWARAM, BANGLORE - 3

STATE SUMMARY

SUBJECTWISE/COMPETENCY-LEARNING OUTCOME

MEDIUM

MARATHI

TOTAL STUDENTS	17803
CSN STUDENTS	75

STATE LEARNING OUTCOME

58.20

STATE LEARNING OUTCOME INCLUDING ABSENT

55.63

Subject	Students Attended	Achievement	No. of Students Attended																														Total	Average
			A' Series - No. of Students Attended 5975										B' Series - No. of Students Attended 5586										C' Series - No. of Students Attended 5457											
			1	2	3	4	5	6	7	8	9	10	1	2	3	4	5	6	7	8	9	10	1	2	3	4	5	6	7	8	9	10		
First Language	17018	C	3933	4824	3921	3127	3658	4635	3319	5479	3319	5330	4274	2639	3771	3295	4100	3109	3903	4968	3636	5031	3509	4099	2989	3155	3666	3143	3887	4899	2882	4891	117391	68.96
		W	1196	570	1081	905	1642	782	1024	199	1212	384	750	1613	908	1065	1038	1668	652	319	848	354	1281	773	885	1011	1229	1287	613	242	1173	351		
		N	846	581	973	1943	675	558	1632	297	1444	261	562	1334	907	1226	448	809	1031	299	1102	201	667	585	1583	1291	562	1027	957	316	1402	215		
		%	65.82	80.74	65.62	52.33	61.22	77.57	55.55	91.70	55.55	89.21	76.51	47.24	67.51	58.99	73.40	55.66	69.87	88.94	65.09	90.06	64.30	75.11	54.77	57.82	67.18	57.60	71.23	89.77	52.81	89.63		
Second Language	17018	C	4901	4397	4359	4579	4276	2451	2298	1800	3704	3681	3987	3003	2428	4625	3333	3249	2851	1487	1829	3586	2785	3917	3390	3758	2796	2564	2016	1883	1392	3631	94956	55.64
		W	645	594	1133	929	1107	1783	1104	804	686	1403	1213	1508	1795	688	1301	1178	811	998	901	1120	1885	1092	1313	1129	1240	1596	844	858	752	1079		
		N	429	984	483	467	592	1741	2573	3371	1585	891	386	1075	1363	273	952	1159	1924	3101	2856	880	787	448	754	570	1421	1297	2597	2716	3313	747		
		%	82.03	73.59	72.95	76.64	71.56	41.02	38.46	30.13	61.99	61.61	71.37	53.76	43.47	82.80	59.67	58.16	51.04	26.62	32.74	64.20	51.04	71.78	62.12	68.87	51.24	46.99	36.94	34.51	25.51	66.54		
Part - B	17018	C	3228	3243	3328	4303	2847	3173	5097	5123	4492	4681	4920	3682	4284	2547	2753	3638	4795	4658	4214	4774	3874	3873	4869	3610	3067	3067	4756	4284	4278	4517	119975	70.62
		W	2195	1980	1861	783	1257	847	494	454	762	428	290	1450	639	965	813	668	436	488	694	402	1153	1201	197	901	626	734	370	669	658	344		
		N	352	752	786	889	1871	1955	384	398	721	866	376	454	663	2074	2020	1280	355	440	678	410	430	383	391	946	1764	1656	331	304	521	596		
		%	54.03	54.28	55.70	72.02	47.65	53.10	85.31	85.74	75.18	78.34	88.08	65.91	76.69	45.60	49.28	65.13	85.84	83.39	75.44	85.46	70.99	70.97	89.22	66.15	56.20	56.20	87.15	78.50	78.39	82.77		
Maths	16841	C	3731	3679	3457	2953	2856	2376	2993	3036	1641	1934	3972	3489	3622	4164	3026	2998	2588	2358	2993	1030	4035	4293	2795	2841	3128	3410	2347	2695	2588	2702	89730	53.84
		W	1995	1441	1628	1369	2224	1958	1787	1047	1838	1888	1039	1302	1160	765	1750	1559	752	1530	1248	1153	805	529	1456	1264	1012	934	1397	1125	1346	1096		
		N	607	1213	1248	2011	1253	1999	1553	2250	2854	2511	302	522	531	384	537	756	1973	1425	1072	3130	355	373	944	1090	1055	851	1451	1375	1261	1397		
		%	58.91	58.09	54.59	46.63	45.10	37.52	47.26	47.94	25.91	30.54	74.76	65.67	68.17	78.37	56.95	56.43	48.71	44.38	56.33	19.39	77.67	82.64	53.80	54.69	60.21	65.64	45.18	51.88	49.82	52.01		
Science	16841	C	5285	2821	1844	2090	3222	4225	1858	3296	1926	2494	2619	2174	1841	2665	2452	1631	3853	3105	2468	2578	3913	2900	1031	2060	1745	3534	1965	2626	2371	3082	79674	47.41
		W	279	989	1457	931	986	438	1176	820	1123	978	1056	868	1427	870	757	851	536	751	680	682	474	915	1298	835	1103	593	505	813	580	411		
		N	769	2523	3032	3312	2125	1670	3299	2217	3284	2861	1638	2271	2045	1778	2104	2831	924	1457	2165	2053	808	1380	2866	2300	2347	1068	2725	1756	2244	1702		
		%	83.45	44.54	29.12	33.00	50.88	66.71	29.34	52.04	30.41	39.38	49.29	40.92	34.65	50.16	46.15	30.70	72.52	58.44	46.45	48.52	75.32	55.82	19.85	39.65	33.59	68.03	37.82	50.55	45.64	59.33		
Social Science	16841	C	3255	4917	3239	2980	3437	3436	2683	2470	1993	1985	3464	3965	2956	1955	2685	3292	2998	2695	2343	3325	3573	4249	2491	2658	2221	2909	3012	2302	1419	3392	88299	52.73
		W	2291	759	2218	1204	811	772	851	687	664	927	1353	940	1627	688	703	678	737	739	664	865	1088	564	2012	749	724	873	613	577	584	759		
		N	787	657	876	2149	2085	2125	2799	3176	3676	3421	496	408	730	2670	1925	1343	1578	1879	2306	1123	534	382	692	1788	2250	1413	1570	2316	3192	1044		
		%	51.40	77.64	51.14	47.06	54.27	54.26	42.37	39.00	31.47	31.34	65.20	74.63	55.64	36.80	50.54	61.96	56.43	50.72	44.10	62.58	68.78	81.79	47.95	51.16	42.75	56.00	57.98	44.31	27.31	65.29		

**KSQAO - 2008-09**

K-6

**KARNATAKA SCHOOL QUALITY ASSESMENT ORGANISATION KSEEB, 6TH CROSS MALLESWARAM, BANGLORE - 3  
STATE SUMMARY**

**SUBJECTWISE/COMPETENCY-LEARNING OUTCOME**

**MEDIUM**

TAMIL.

<b>TOTAL STUDENTS</b>	296
<b>CSN STUDENTS</b>	2

STATE LEARNING OUTCOME

65.51

STATE LEARNING OUTCOME INCLUDING ABSENT

56.43

Subject	Students Attended	Achievement	A' Series - No. of Students Attended 87																														B' Series - No. of Students Attended 85										C' Series - No. of Students Attended 83										Total	Average
			1	2	3	4	5	6	7	8	9	10	1	2	3	4	5	6	7	8	9	10	1	2	3	4	5	6	7	8	9	10																						
First Language	255	C	83	77	56	63	43	56	40	68	74	83	80	61	41	50	68	63	76	61	58	77	57	62	70	38	32	51	77	69	60	80	1874	73.47																				
		W	1	3	7	1	15	9	8	7	8	2	3	6	8	7	9	14	7	16	10	5	14	8	5	12	19	5	4	12	10	2																						
		N	3	7	24	23	29	22	39	12	5	2	2	18	36	28	8	8	2	8	17	3	12	13	8	33	32	27	2	2	13	1																						
		%	95.40	88.51	64.37	72.41	49.43	64.37	45.98	78.16	85.06	95.40	94.12	71.76	48.24	58.82	80.00	74.12	89.41	71.76	68.24	90.59	68.67	74.70	84.34	45.78	38.55	61.45	92.77	83.13	72.29	96.39																						
Second Language	255	C	65	64	65	71	67	46	37	36	68	53	61	45	37	79	49	48	43	29	55	57	27	51	56	62	30	21	34	38	39	57	1480	57.92																				
		W	14	4	14	10	14	27	23	16	2	28	16	14	31	4	20	20	23	19	10	17	40	23	20	17	23	45	15	14	12	11																						
		N	8	19	8	6	6	14	27	45	17	6	8	26	17	2	16	17	19	37	20	11	16	9	7	4	30	17	34	31	32	15																						
		%	74.71	73.56	74.71	81.61	77.01	52.87	42.53	29.89	78.16	60.92	71.76	52.94	43.53	92.94	57.65	56.47	50.59	34.12	64.71	67.06	32.53	61.45	67.47	74.70	36.14	25.30	40.96	45.78	46.99	68.67																						
Part - B	255	C	21	22	23	24	25	26	27	28	29	30	21	22	23	24	25	26	27	28	29	30	21	22	23	24	25	26	27	28	29	30	1942	76.18																				
		W	60	60	70	76	54	43	81	80	71	80	75	49	59	39	35	37	76	77	74	80	67	65	76	54	66	46	72	73	72	75																						
		N	21	20	10	2	5	9	3	3	10	1	7	32	19	12	8	7	2	3	5	1	12	15	2	12	3	4	9	5	6	5																						
		%	68.97	68.97	80.46	87.36	62.07	49.43	93.10	91.95	81.61	91.95	88.24	57.65	69.41	45.88	41.18	43.53	89.41	90.59	87.06	94.12	80.72	78.31	91.57	65.06	79.52	55.42	86.75	87.95	86.75	90.36																						
Maths	251	C	63	70	66	63	57	39	53	62	32	49	64	72	58	66	60	47	56	51	43	24	60	66	55	40	55	56	54	44	53	59	1637	65.43																				
		W	26	11	14	16	29	31	24	16	35	19	16	9	19	8	20	27	4	21	16	17	19	10	17	16	9	13	17	18	15	15																						
		N	2	10	11	12	5	21	14	13	24	23	1	0	4	7	1	7	21	9	22	40	0	3	7	23	15	10	8	17	11	5																						
		%	69.23	76.92	72.53	69.23	62.64	42.86	58.24	68.13	35.16	53.85	79.01	88.89	71.60	81.48	74.07	58.02	69.14	62.96	53.09	29.63	75.95	83.54	69.62	50.63	69.62	70.89	88.35	55.70	67.09	74.68																						
Science	251	C	84	49	43	50	55	39	41	73	45	60	44	46	29	45	36	33	45	46	40	48	72	56	16	35	39	43	35	32	48	57	1404	55.81																				
		W	2	7	16	2	8	13	6	5	11	13	6	15	24	4	14	9	8	6	6	7	1	11	21	14	7	5	3	8	5	1																						
		N	5	35	32	39	28	39	44	13	35	18	31	20	28	32	31	39	28	29	35	26	6	12	42	30	33	31	41	19	26	21																						
		%	92.31	53.85	47.25	54.95	60.44	42.86	45.05	80.22	49.45	65.93	54.32	56.79	35.80	55.56	44.44	40.74	55.56	56.79	49.38	59.26	91.14	70.89	20.25	44.30	49.37	54.43	44.30	65.82	60.76	72.15																						
Social Science	251	C	58	70	77	54	63	65	59	50	54	39	53	68	70	48	46	56	43	46	28	63	44	62	51	48	55	51	49	45	38	60	1613	64.24																				
		W	28	19	11	15	5	6	7	11	4	6	26	13	10	5	10	9	9	4	6	10	30	15	23	4	3	6	2	5	6	9																						
		N	5	2	3	22	23	20	25	30	33	46	2	0	1	28	25	16	29	31	47	8	5	2	5	27	21	22	28	29	35	10																						
		%	63.74	76.92	84.62	59.34	69.23	71.43	64.84	54.95	59.34	42.86	65.43	83.95	86.42	59.26	56.79	69.14	53.09	56.79	34.57	77.76	55.70	78.48	64.56	60.76	69.62	64.56	62.03	56.96	48.10	75.95																						

KARNATAKA SCHOOL QUALITY ASSESMENT ORGANISATION KSEEB, 6TH CROSS MALLESWARAM, BANGLORE - 3

STATE SUMMARY

SUBJECTWISE/COMPETENCY-LEARNING OUTCOME

MEDIUM	TELUGU	TOTAL STUDENTS	669	STATE LEARNING OUTCOME	69.11
		CSN STUDENTS	5		STATE LEARNING OUTCOME INCLUDING ABSENT

Subject	Students Attended	Achievement	A' Series - No. of Students Attended 209																														B' Series - No. of Students Attended 195										C' Series - No. of Students Attended 192										Total	Average
			1	2	3	4	5	6	7	8	9	10	1	2	3	4	5	6	7	8	9	10	1	2	3	4	5	6	7	8	9	10																						
First Language	596	C	170	180	181	190	171	145	142	141	146	188	165	189	185	128	142	159	125	134	169	174	144	183	159	149	139	159	155	117	134	164	4716	79.11																				
		W	33	26	20	9	25	21	33	25	14	17	27	4	8	35	22	24	22	14	12	15	43	7	29	27	38	15	15	42	28	19																						
		N	6	3	8	1	13	43	34	43	49	4	3	2	2	32	31	32	48	47	14	6	5	2	4	16	15	18	22	31	30	9																						
		%	81.34	86.12	86.60	95.22	81.82	69.38	67.94	67.46	69.86	89.95	84.62	96.92	94.87	65.64	72.82	71.28	84.10	68.72	86.67	89.23	75.00	95.31	82.81	77.60	72.40	82.81	80.73	60.94	69.79	85.42																						
Second Language	596	C	11	12	13	14	15	16	17	18	19	20	11	12	13	14	15	16	17	18	19	20	11	12	13	14	15	16	17	18	19	20	3914	65.57																				
		W	175	166	176	152	157	149	143	81	77	172	160	136	164	165	99	89	127	85	68	152	163	133	157	159	96	126	101	81	59	146																						
		N	29	27	30	39	30	27	46	32	2	27	33	49	29	25	48	32	41	34	3	30	21	40	26	20	36	38	35	75	5	31																						
		%	83.73	79.43	84.21	72.73	75.12	71.29	68.42	38.76	36.84	82.30	82.05	69.74	84.10	84.62	50.77	45.64	65.13	43.59	34.87	77.95	84.90	69.27	81.77	82.81	50.00	65.63	52.60	42.19	30.73	76.04																						
Part - B	596	C	21	22	23	24	25	26	27	28	29	30	21	22	23	24	25	26	27	28	29	30	21	22	23	24	25	26	27	28	29	30	4563	76.63																				
		W	183	136	168	159	93	103	184	189	175	161	184	137	153	113	108	146	175	169	152	173	163	148	175	133	117	133	169	157	154	153																						
		N	16	58	17	22	25	24	21	14	23	25	7	49	31	17	24	10	15	17	24	13	24	38	8	26	26	26	12	25	27	23																						
		%	87.56	65.07	80.38	76.08	44.50	49.28	88.04	90.43	83.73	77.03	94.36	70.26	78.46	57.95	55.38	74.87	89.74	86.67	77.95	88.72	84.90	77.08	91.15	69.27	60.94	69.27	88.02	81.77	80.21	79.69																						
Maths	596	C	A' Series - No. of Students Attended 216										B' Series - No. of Students Attended 191										C' Series - No. of Students Attended 189										4008	67.57																				
		W	149	151	163	130	148	89	144	123	82	118	168	167	175	178	131	130	153	117	122	54	161	174	139	122	140	132	88	123	141	96																						
		N	63	55	41	30	55	65	31	42	72	65	18	23	11	10	44	50	17	43	52	58	23	9	40	27	23	28	46	35	16	64																						
		%	4	10	12	56	13	62	41	51	62	33	5	1	5	3	16	11	21	31	17	79	5	6	10	40	26	29	55	31	32	29																						
Science	596	C	68.98	69.91	75.46	60.19	68.52	41.20	66.67	56.94	37.96	54.63	87.96	87.43	91.62	93.19	68.59	68.06	80.10	61.26	63.87	28.27	85.19	92.06	73.54	64.55	74.07	69.84	46.56	65.08	74.60	50.79	3512	58.7																				
		W	11	12	13	14	15	16	17	18	19	20	11	12	13	14	15	16	17	18	19	20	11	12	13	14	15	16	17	18	19	20																						
		N	203	135	71	128	152	192	136	166	109	88	114	110	62	113	141	91	167	83	104	90	161	123	54	83	77	137	114	82	114	112																						
		%	8	39	65	33	25	4	26	28	43	29	36	37	62	28	25	36	11	33	28	31	24	33	41	39	33	28	27	18	23	15																						
Social Science	596	C	93.98	62.50	32.87	59.26	70.37	88.89	82.96	76.85	50.46	40.74	59.69	57.59	32.46	59.16	73.82	47.64	87.43	43.46	54.45	47.12	85.19	65.08	28.57	43.92	40.74	72.49	60.32	43.39	60.32	59.26	3992	67.1																				
		W	21	22	23	24	25	26	27	28	29	30	21	22	23	24	25	26	27	28	29	30	21	22	23	24	25	26	27	28	29	30																						
		N	154	210	141	168	129	157	126	97	95	113	150	183	166	83	141	112	114	101	91	168	151	172	165	129	107	129	106	97	66	171																						
		%	58	4	69	24	41	30	36	26	26	37	32	8	20	50	17	15	37	40	37	13	32	14	19	25	36	20	33	27	27	13																						
%	4	2	6	24	46	29	54	93	95	66	9	0	5	58	33	64	40	50	63	10	6	3	5	35	46	40	50	65	96	5																								

**SUMMARY OF STATE ACHIEVEMENT (Class 5 and 7)**

Medium	Kannada	Urdu	Marathi	Tamil	Telugu
State achievement	73.58	77.57	76.61	75.11	71.68
Class 5 achiev	78.60	81.80	79.68	82.04	79.21
Class 7 achiev	74.56	80.56	77.67	79.06	76.87

**EDUCATIONAL STATISTICS**

Total Districts	33	33	9	14	13
Total Blocks	202	191	29	27	20
Total Clusters	2442	1138	150	70	46
Total Schools	38807	3531	930	129	82

**STUDENTS ENROLED**

CLASS	Kannada		Urdu		Marathi		Tamil		Telugu		Total	
	All	CSN	All	CSN	All	CSN	All	CSN	All	CSN	ALL	CSN
Class 5	690575	9002	56004	468	17911	110	2537	21	1157	4	768184	9605
Class 7	680089	8269	48488	401	19566	92	2730	17	1104	2	751977	8781
TOTAL STUDENTS	1370664	17271	104492	869	37477	202	5267	38	2261	6	1520161	18386

**ClassWise Mediumwise Subjectwise % of Achievement**

Class	Medium	First Lang	Sec Lang	Part - B	Maths	Science	Social Science
Class 5	Kannada	80.06	85.13	84.28	75.02	78.77	68.33
	Urdu	82.63	86.38	84.17	80.23	82.39	74.97
	Marathi	84.15	83.06	84.80	78.07	77.36	70.65
	Tamil	83.79	86.43	88.85	79.76	81.23	72.20
	Telugu	83.87	88.19	84.32	75.05	77.33	66.52
Class 7	Kannada	80.02	76.21	81.13	70.97	71.09	67.92
	Urdu	84.25	85.11	81.61	79.35	77.58	75.44
	Marathi	85.14	81.32	81.29	75.68	73.03	69.58
	Tamil	84.79	80.26	88.63	77.43	74.28	68.93
	Telugu	84.27	85.11	81.61	79.35	77.57	75.43

CLASSWISE, MEDIUM WISE, CATEGORYWISE, GENDERWISE ACHIEVEMENT

Class	Medium	SC			ST			Minority			Others			All			CSN		
		Boys	Girls	Total	Boys	Girls	Total	Boys	Girls	Total	Boys	Girls	Total	Boys	Girls	Total	Boys	Girls	Total
Class 5	Kannada	72.37	73.26	72.82	73.01	73.89	73.45	72.88	76.43	74.65	76.20	78.49	77.35	74.41	76.44	75.43	54.39	56.44	55.41
	Urdu	71.19	50.95	61.07	74.62	85.15	79.88	76.11	79.67	77.89	59.45	73.27	66.36	75.55	79.39	77.47	56.30	63.11	59.70
	Marathi	69.11	69.91	69.61	69.40	72.14	70.77	74.22	75.44	74.83	78.79	80.80	79.80	76.63	78.34	77.49	61.80	59.40	60.60
	Tamil	73.38	77.62	75.50	80.00	85.00	82.50	78.36	83.12	80.74	75.29	78.29	76.79	74.01	77.95	75.98	56.11	67.22	61.66
	Telugu	74.13	70.95	72.54	80.14	81.69	80.92	70.54	84.57	77.55	69.28	74.70	71.99	72.21	74.20	73.21	59.17	0.00	59.17
Class 7	Kannada	67.62	69.56	68.59	68.59	70.02	69.31	69.75	74.43	72.09	72.39	75.31	73.85	70.43	73.23	71.83	55.27	56.80	56.03
	Urdu	59.24	90.00	74.62	69.79	75.56	72.67	74.87	78.94	76.91	62.27	71.86	67.06	74.60	78.63	76.62	61.04	64.00	62.52
	Marathi	69.43	70.66	70.05	69.98	70.57	70.28	71.11	73.40	72.26	76.63	78.31	77.47	74.92	76.66	75.79	61.90	56.53	59.21
	Tamil	72.74	75.35	74.04	73.61	83.85	78.73	74.30	76.44	75.37	73.03	77.00	75.01	72.62	75.66	74.14	55.30	85.00	70.15
	Telugu	71.12	67.49	69.30	71.56	69.84	70.70	63.46	70.15	66.81	69.21	73.61	71.41	69.27	70.67	69.97	63.33	75.00	69.16

STUDENT ATTENDANCE BETWEEN  
1-6-2008 AND 31-12-2008

Ranges	Medium	Class 5		Class 7	
		No of Stu	%	No of Stu	%
0-40%	Kannada	6296	0.92	4791	0.71
	Urdu	824	1.49	543	1.14
	Marathi	93	0.52	83	0.42
	Tamil	7	0.29	8	0.31
	Telugu	13	1.15	18	1.68
41-60%	Kannada	58287	8.54	56368	8.40
	Urdu	6025	10.90	4897	10.26
	Marathi	1542	8.61	1417	7.24
	Tamil	218	9.00	147	5.64
	Telugu	108	9.59	93	8.67
61-75%	Kannada	218495	32.00	232856	34.70
	Urdu	17198	31.13	15451	32.38
	Marathi	4799	26.79	5678	29.02
	Tamil	564	23.28	573	21.97
	Telugu	343	30.46	354	32.99
76-100%	Kannada	399629	58.54	377009	56.18
	Urdu	31207	56.48	26832	56.22
	Marathi	11477	64.08	12388	63.31
	Tamil	1634	67.44	1880	72.09
	Telugu	662	58.79	608	56.66

STUDENTS ATTENDED FOR ASSESSMENT

Subjects	Medium	Class 5		Class 7	
		No of	%	No of	%
First Lang	Kannada	662237	95.90	654168	96.19
	Urdu	53346	95.25	46402	95.70
	Marathi	17410	97.20	19103	97.63
	Tamil	2352	92.71	2543	93.15
	Telugu	1070	92.48	998	90.40
Second Lang	Kannada	662237	95.90	654168	96.19
	Urdu	53346	95.25	46402	95.70
	Marathi	17410	97.20	19103	97.63
	Tamil	2352	92.71	2543	93.15
	Telugu	1070	92.48	998	90.40
Part-B	Kannada	662237	95.90	654168	96.19
	Urdu	53346	95.25	46402	95.70
	Marathi	17410	97.20	19103	97.63
	Tamil	2352	92.71	2543	93.15
	Telugu	1070	92.48	998	90.40
Maths	Kannada	661126	95.74	653424	96.08
	Urdu	53201	95.00	46292	95.47
	Marathi	17393	97.11	19057	97.40
	Tamil	2340	92.23	2538	92.97
	Telugu	1069	92.39	996	90.22

Science	Kannada	661126	95.74	653424	96.08
	Urdu	53201	95.00	46292	95.47
	Marathi	17393	97.11	19057	97.40
Social Science	Tamil	2340	92.23	2538	92.97
	Telugu	1069	92.39	996	90.22
	Kannada	661126	95.74	653424	96.08
Present in All Subjects	Urdu	53201	95.00	46292	95.47
	Marathi	17393	97.11	19057	97.40
	Tamil	2340	92.23	2538	92.97
	Telugu	1069	92.39	996	90.22

**DISTRICT WISE, MEDIUM WISE NUMBER OF SCHOOLS & NUMBER OF STUDENTS ASSESSED IN 2008-09  
(CLASS 5 & 7)**

DISTRICT CODE	TOT BLOCK	TOTAL CLUSTERS	TOTAL SCHOOLS						STUDENTS ENROLLED												GRND TOTAL
			KAN	URD	MAR	TAM	TEL	TOTAL	KANNADA		URDU		MARATHI		TAMIL		TELUGU		TOTAL		
									5	7	5	7	5	7	5	7	5	7	5	7	
BAGALKOT	6	73	1075	116	6	0	0	1197	27475	25750	1706	1543	52	78					29233	27371	56604
BNGRURAL	4	51	932	65			2	999	10215	11021	597	569					33	45	10845	11635	22480
BNGNORTH	4	49	532	80			50	672	14103	15070	1702	1614			1342	1542	139	213	17286	18439	35725
BNGSOUTH	5	65	925	108			18	1054	21307	21891	2601	2389			377	424	70	76	24355	24780	49135
BELAGAUM	6	66	838	131	371			1340	23444	24091	1994	1982	6979	8041					32417	34114	66531
BELLARY	8	91	1183	118			3	1342	34484	31276	2082	1350			26	37	396	340	36988	33003	69991
BIDAR	5	78	792	173	265			1230	20108	18668	4689	4159	4843	4825					29640	27652	57292
BIJAPUR	7	99	1418	280	6			1704	36136	31181	4423	3102	84	115					40643	34398	75041
CHAMARAJNAGAR	5	68	747	43			10	800	12165	12726	272	244			204	148			12641	13118	25759
CHIKKABALLAPUR	6	66	1404	94				1498	14644	14842	923	783							15567	15625	31192
CHIKKODI	8	89	1351	153	233			1737	30177	30538	2269	2237	5354	5952					37800	38727	76527
CHIKKAMAGALORE	8	101	1174	73			5	1252	14429	14835	525	497			42	41			14996	15373	30369
CHITRADURGA	6	79	1555	86			3	1644	24792	24875	976	812			29	30			25797	25717	51514
DAKSHINA KANNADA	7	88	1158	2				1160	25762	27990	14	27							25776	28017	53793
DAVANAGERE	7	91	1246	139			1	1386	26640	29101	2729	2412			16	13			29385	31526	60911
DHARWAD	6	69	661	123	4		1	793	22324	22891	3151	2938	22	18	5	7	93	89	25595	25943	51538
GADAG	6	50	548	70	1		1	620	15341	16164	891	839	5	7			7	7	16244	17017	33261
GUJBARGA	7	89	1266	190	15		10	1481	32442	26822	4502	3715	421	324			142	94	37507	30955	68462
HASSAN	8	109	2237	95			2	2334	21116	21850	574	553			3	1			21693	22404	44097
HAVERI	7	57	914	228				1142	21284	21191	4028	3671							25312	24862	50174
KODAGU	3	42	393	5			5	403	6410	6767	48	37			67	71			6525	6875	13400
KOLAR	6	79	1620	148			17	1786	17482	17337	1917	1689			309	335	12	8	19720	19369	39089
KOPPAL	4	52	818	39			7	864	21932	19908	513	507					181	158	22626	20573	43199
MADHUGIRI	4	50	1150	41				1191	13227	13960	440	448							13667	14408	28075
MANDYA	8	105	1649	66			1	1717	19413	21856	581	544			31		6		20031	22400	42431
MYSORE	9	100	1752	132			1	1885	32073	32884	1973	1784			3				34049	34668	68717
RAICHUR	5	63	1182	63			2	1247	27743	22088	1305	862					63	62	29111	23012	52123
SHIMOGA	7	98	1588	160			12	1761	20681	20476	2036	2060			83	81	1	2	22801	22619	45420
TUMKUR	6	87	1890	152				2042	18527	19852	1839	866							20366	20718	41084
UDUPI	5	69	836	3				839	13671	15368	25	45							13696	15413	29109
UTTARA KANNADA	11	121	1823	149	29			2001	18604	19739	1613	1634	151	206					20368	21579	41947
YADGIR	4	55	945	110				1057	20331	14522	1908	1485					14	10	22253	16017	38270
RAMANAGARA	4	59	1205	96				1301	12093	12559	1158	1091							13251	13650	26901
<b>TOTAL</b>	<b>202</b>	<b>2508</b>	<b>38807</b>	<b>3531</b>	<b>930</b>	<b>129</b>	<b>82</b>	<b>43479</b>	<b>690575</b>	<b>680089</b>	<b>56004</b>	<b>48488</b>	<b>17911</b>	<b>19566</b>	<b>2537</b>	<b>2730</b>	<b>1157</b>	<b>1104</b>	<b>768184</b>	<b>751977</b>	<b>1520161</b>



**CLASSWISE, MEDIUM WISE, CATEGORYWISE, GENDERWISE-  
NUMBER OF STUDENTS ASSESSED IN 2008-09**

Class	Medium	SC			ST			Minority			Others			All		
		Boys	Girls	Total	Boys	Girls	Total	Boys	Girls	Total	Boys	Girls	Total	Boys	Girls	Total
Class 5	Kannada	87317	81771	169088	35465	33484	68949	37569	27758	65327	196647	190559	387206	356999	333576	690575
	Urdu	7	7	14	22	57	79	21094	34095	55189	416	306	722	21539	34465	56004
	Marathi	1358	1513	2871	274	288	562	677	585	1262	6616	6599	13215	8925	8986	17911
	Tamil	749	762	1511	12	13	25	114	102	216	382	403	785	1257	1280	2537
	Telugu	219	208	427	69	67	136	34	27	61	242	291	533	564	593	1157
	<b>Total</b>	<b>89650</b>	<b>84261</b>	<b>173911</b>	<b>35842</b>	<b>33909</b>	<b>69751</b>	<b>59488</b>	<b>62567</b>	<b>122055</b>	<b>204303</b>	<b>198158</b>	<b>402461</b>	<b>389284</b>	<b>378900</b>	<b>768184</b>
Class 7	Kannada	80536	73272	153808	32337	29765	62102	0	28611	28611	203241	195275	398516	353165	326923	680088
	Urdu	11	1	12	16	27	43	0	30465	30465	353	273	626	17722	30766	48488
	Marathi	1334	1237	2571	266	269	535	0	619	619	7504	7608	15112	9937	9629	19566
	Tamil	786	812	1598	18	13	31	0	126	126	411	463	874	1316	1414	2730
	Telugu	186	187	373	45	61	106	0	22	22	265	299	564	535	569	1104
	<b>Total</b>	<b>82853</b>	<b>75509</b>	<b>158362</b>	<b>32682</b>	<b>30135</b>	<b>62817</b>	<b>0</b>	<b>59843</b>	<b>59843</b>	<b>211774</b>	<b>203918</b>	<b>415692</b>	<b>382675</b>	<b>369301</b>	<b>751976</b>

**CLASSWISE, MEDIUM WISE, CATEGORYWISE, GENDERWISE-  
NUMBER OF CSN STUDENTS ASSESSED IN 2008-09**

Class	Medium	SC			ST			Minority			Others			All		
		Boys	Girls	Total	Boys	Girls	Total	Boys	Girls	Total	Boys	Girls	Total	Boys	Girls	Total
Class 5	Kannada	1317	852	2169	500	383	883	425	294	719	3037	2194	5231	5279	3723	9002
	Urdu	1	0	1	0	0	0	255	210	465	2	0	2	258	210	468
	Marathi	10	7	17	1	0	1	3	4	7	49	36	85	63	47	110
	Tamil	5	3	8	0	0	0	1	0	1	12	0	12	18	3	21
	Telugu	1	0	1	0	0	0	0	0	0	3	0	3	4	0	4
	<b>Total</b>	<b>1334</b>	<b>862</b>	<b>2196</b>	<b>501</b>	<b>383</b>	<b>884</b>	<b>684</b>	<b>508</b>	<b>1192</b>	<b>3103</b>	<b>2230</b>	<b>5333</b>	<b>5622</b>	<b>3983</b>	<b>9605</b>
Class 7	Kannada	1133	726	1859	443	295	738	471	251	722	2998	1952	4950	5045	3224	8269
	Urdu	0	0	0	1	0	1	221	175	396	1	3	4	223	178	401
	Marathi	5	3	8	0	0	0	5	3	8	45	31	76	55	37	92
	Tamil	7	6	13	0	0	0	1	0	1	3	0	3	11	6	17
	Telugu	0	0	0	1	0	1	0	0	0	0	1	1	1	1	2
	<b>Total</b>	<b>1145</b>	<b>735</b>	<b>1880</b>	<b>445</b>	<b>295</b>	<b>740</b>	<b>698</b>	<b>429</b>	<b>1127</b>	<b>3047</b>	<b>1987</b>	<b>5034</b>	<b>5335</b>	<b>3446</b>	<b>8781</b>

**STATE ACHIEVEMENT**

**DIFFERENT ACHIEVEMENT RANGE- COMPETENCYWISE/ CLASSWISE/ SUBJECTWISE/ MEDIUMWISE (CLASS - 5)**

Achievement Ranges		0-20		20-40		40-60		60-80		80-100		State Avg
		No of Competency	No Of Schools	No of Competency	No Of Schools	No of Competency	No Of Schools	No of Competency	No Of Schools	No of Competency	No Of Schools	
Kannada	First Lang	0	141	0	1376	0	3043	12	11324	18	22418	80.06
	Sec Lang	0	88	0	851	0	1465	6	9227	24	26671	85.13
	Part -B	0	104	0	859	1	1801	5	9334	24	26204	84.28
	maths	0	243	0	1587	6	5101	8	14564	16	16807	75.02
	Science	0	192	0	1322	2	3516	11	12243	17	21029	78.77
	Social Science	0	606	0	3400	9	8038	16	13144	5	13114	68.33
Urdu	First Lang	0	10	0	178	3	210	6	1078	21	2016	82.63
	Sec Lang	0	7	0	152	0	162	5	656	25	2515	86.38
	Part -B	0	14	0	154	1	213	7	927	22	2184	84.17
	maths	0	25	0	174	4	327	6	1247	20	1719	80.23
	Science	0	24	0	165	2	276	6	1087	22	1940	82.39
	Social Science	0	43	0	214	3	609	15	1353	12	1273	74.97
Marathi	First Lang	0	3	0	28	0	64	5	215	25	604	84.15
	Sec Lang	0	1	0	28	0	60	9	236	21	589	83.06
	Part -B	0	2	0	29	1	43	3	224	26	616	84.80
	maths	0	7	1	39	2	113	8	314	19	441	78.07
	Science	0	6	0	47	3	105	13	334	14	422	77.36
	Social Science	0	14	0	93	5	180	20	327	5	300	70.65
Tamil	First Lang	0	0	0	7	0	7	11	38	19	75	83.79
	Sec Lang	0	0	0	7	1	3	4	31	25	86	86.43
	Part -B	0	1	0	7	1	2	2	19	27	98	88.85
	maths	0	2	0	7	5	14	7	45	18	59	79.76
	Science	0	1	1	7	1	8	10	43	18	68	81.23
	Social Science	0	3	1	9	8	25	8	52	13	38	72.20
Telugu	First Lang	0	0	1	4	0	2	7	23	22	52	83.87
	Sec Lang	0	0	0	5	0	0	3	15	27	61	88.19
	Part -B	0	0	1	4	0	2	5	22	24	53	84.32
	maths	0	0	0	6	6	11	10	31	14	33	75.05
	Science	0	0	1	5	1	7	13	29	15	40	77.33
	Social Science	0	0	0	9	11	14	8	31	11	27	66.52

## STATE ACHIEVEMENT

## DIFFERENT ACHIEVEMENT RANGE- COMPETENCYWISE/ CLASSWISE/ SUBJECTWISE/ MEDIUMWISE (CLASS - 7)

Achievement Ranges		0-20		20-40		40-60		60-80		80-100		State Avg
		No of Competency	No Of Schools	No of Competency	No Of Schools	No of Competency	No Of Schools	No of Competency	No Of Schools	No of Competency	No Of Schools	
Kannada	First Lang	0	24	0	142	1	1456	12	6831	17	11945	79.97
	Sec Lang	0	42	0	377	2	2134	19	8131	9	9714	76.20
	Part -B	0	17	0	64	3	745	7	7186	20	12386	81.28
	maths	0	103	1	894	4	3862	14	8615	11	6924	70.96
	Science	0	185	0	1121	2	3442	24	7667	4	7983	71.08
	Social Science	0	175	1	1566	9	4220	13	7268	7	7169	67.92
Urdu	First Lang	0	4	0	2	2	44	5	538	23	1171	84.25
	Sec Lang	0	4	0	8	0	46	7	423	23	1278	85.11
	Part -B	0	4	0	10	1	48	9	669	20	1028	81.61
	maths	0	7	0	15	1	131	14	728	15	878	79.35
	Science	0	8	0	31	2	144	12	754	16	822	77.58
	Social Science	0	6	1	28	3	149	15	760	11	816	75.44
Marathi	First Lang	0	0	0	1	0	20	6	161	24	412	85.14
	Sec Lang	0	0	0	9	0	48	14	170	16	367	81.32
	Part -B	0	0	0	3	2	29	9	211	19	351	81.29
	maths	0	2	0	17	3	88	16	227	11	260	75.68
	Science	0	4	0	34	4	99	17	211	9	246	73.03
	Social Science	0	9	1	61	4	112	18	219	7	193	69.58
Tamil	First Lang	0	0	0	0	0	1	10	23	20	76	84.71
	Sec Lang	0	0	0	0	2	5	9	37	19	58	80.30
	Part -B	0	0	0	0	1	1	5	12	24	87	88.56
	maths	0	0	0	1	5	5	14	43	11	51	77.42
	Science	0	0	0	0	3	20	18	33	9	47	74.20
	Social Science	0	0	3	1	8	14	7	26	12	59	68.79
Telugu	First Lang	0	0	0	0	0	0	4	4	26	40	86.46
	Sec Lang	0	0	0	0	0	2	8	9	22	33	84.03
	Part -B	0	0	0	0	2	1	7	12	21	31	84.07
	maths	0	0	0	1	5	4	14	13	11	26	74.21
	Science	0	1	0	3	7	2	19	16	4	22	68.04
	Social Science	0	1	4	2	11	4	4	12	11	25	64.40

**STATE ACHIEVEMENT - DISTRICTWISE/ CLASSWISE/ SUBJECTWISE, MEDIUMWISE  
KANNADA MEDIUM**

STATE ACHIEVEMENT - DISTRICTWISE/CLASSWISE/SUBJECTWISE,MEDIUMWISE															
State Achievement is															
State Code		29	Medium		Kannada			Total Students			1370664				
Total Districts		33	Total Schools		38807										
Total Blocks		202													
Total Clusters		2508													
		Class 5						Class 7							
Sl No	District Name	Flang	Slang	Part B	Maths	Science	S.Science	Flang	Slang	Part B	Maths	Science	S.Science	DIST ACHIV	
1	BAGALKOT	90.88	89.72	91.47	87.60	89.42	84.32	89.69	86.99	89.13	85.27	86.89	85.70	86.21	
2	BNG RURAL	79.53	87.65	84.72	73.64	78.02	66.96	78.39	76.95	80.27	66.65	67.54	63.84	74.18	
3	BNG NORTH	75.90	87.17	84.16	70.66	75.99	61.69	76.84	75.54	81.21	66.17	66.05	61.72	71.76	
4	BNG SOUTH	75.43	87.27	84.67	70.65	75.39	61.85	76.56	75.30	81.74	66.84	66.84	62.22	72.47	
5	BELAGAUM	84.78	86.59	87.18	79.79	81.90	72.54	84.39	82.15	84.02	78.21	77.28	73.17	78.47	
6	BELLARY	80.59	83.82	84.03	76.98	80.19	71.83	81.36	77.90	81.16	75.84	73.29	73.24	72.96	
7	BIDAR	66.48	74.20	71.98	64.02	65.39	52.15	67.95	62.48	70.52	60.46	55.79	54.31	57.68	
8	BIJAPUR	81.77	83.67	82.68	75.65	77.41	67.47	81.33	75.70	79.30	71.26	72.44	68.59	71.05	
9	CHAMARAJNAGAR	80.94	84.66	84.67	75.51	80.07	69.01	79.51	76.83	82.26	71.63	72.40	69.82	73.42	
10	CHIKKABALLAPUR	70.24	82.10	77.07	67.79	70.62	57.24	67.94	66.49	71.47	59.86	59.48	54.25	64.92	
11	CHIKKODI	84.58	84.83	85.48	79.33	81.44	73.11	83.28	78.29	82.30	74.54	74.60	71.91	78.41	
12	CHIKKAMAGALORE	78.55	86.19	83.78	71.64	76.93	65.20	78.41	72.58	80.33	66.14	67.49	63.46	72.22	
13	CHITRADURGA	77.15	83.27	81.26	73.33	77.89	67.05	79.14	75.63	79.00	71.43	70.41	67.43	72.44	
14	DAKSHINA KANNADA	86.95	93.25	92.12	79.91	84.54	77.43	88.38	84.31	89.41	77.07	80.97	76.91	83.06	
15	DAVANAGERE	73.46	81.26	78.46	69.28	73.14	60.44	74.76	69.68	75.56	65.79	64.68	62.22	66.74	
16	DHARWAD	81.92	85.53	87.23	77.36	81.01	70.06	81.98	78.45	84.35	74.07	73.78	71.30	76.65	
17	GADAG	87.84	87.04	88.99	82.83	85.77	77.71	87.78	82.83	85.78	80.32	81.47	79.71	80.71	
18	GULBARGA	75.53	77.72	77.73	69.78	71.52	60.24	75.02	70.31	75.18	65.84	61.26	59.87	63.17	
19	HASSAN	85.58	87.62	86.71	80.44	84.70	76.08	85.80	80.32	83.17	74.70	77.76	74.05	83.52	
20	HAVERI	77.76	84.34	84.07	72.10	75.71	64.00	78.48	73.51	80.32	67.32	66.46	65.04	71.50	
21	KODAGU	83.47	89.28	89.52	76.42	81.86	72.41	83.51	82.16	85.96	73.58	76.66	71.35	79.42	
22	KOLAR	79.30	86.19	83.45	73.85	78.41	66.80	75.26	74.19	76.35	65.53	67.18	62.96	72.82	
23	KOPPAL	76.82	82.75	82.26	72.49	75.94	66.18	76.50	72.44	78.22	68.71	66.79	65.16	69.53	
24	MADHUGIRI	72.37	82.02	78.95	66.54	73.23	60.59	72.20	68.57	74.44	61.17	62.21	58.92	68.32	
25	MANDYA	77.80	85.94	84.69	73.30	77.42	64.19	77.06	72.98	80.77	68.51	66.70	60.84	72.32	
26	MYSORE	77.84	85.19	84.20	73.86	79.20	66.48	78.06	76.27	81.92	71.69	70.58	66.12	74.02	
27	RAICHUR	81.86	84.66	85.37	77.58	81.55	73.39	81.07	77.79	81.92	74.73	73.35	72.79	80.73	
28	SHIMOGA	82.31	87.86	86.74	75.37	81.11	70.94	83.95	78.20	83.67	70.91	74.81	69.81	77.31	
29	TUMKUR	69.02	85.39	82.83	69.62	75.41	62.97	73.04	69.25	78.13	61.52	64.36	58.79	69.86	
30	UDUPI	84.20	92.51	89.24	75.41	80.72	70.42	85.08	80.95	86.15	69.98	73.02	66.71	78.31	
31	UTTARA KANNADA	89.83	91.40	92.88	85.96	89.37	82.27	89.82	85.73	90.04	82.41	84.55	81.19	86.44	
32	YADGIR	74.12	78.90	78.46	68.40	72.12	59.05	73.07	67.13	74.72	61.35	59.76	59.54	61.04	

**STATE ACHIEVEMENT - DISTRICTWISE/SUBJECTWISE/MEDIUMWISE  
URDU MEDIUM**

State Achievement is															
State Code	29	Medium	URDU		Total Students	104492									
Total Districts	33	Total Schools	3531												
Total Blocks	202														
Total Clusters	2508														
		Class 5						Class 7							
Sl No	District Name	Flang	Slang	Part B	Maths	Science	S.Science	Flang	Slang	Part B	Maths	Science	S.Science	DIST ACHIV	
1	BAGALKOT	91.01	93.77	90.97	89.44	90.97	89.25	91.56	94.19	89.37	90.40	89.30	87.32	87.24	
2	BNGRURAL	81.76	89.64	88.69	80.82	84.05	72.74	78.35	84.44	85.24	78.57	77.32	72.47	80.66	
3	BNG NORTH	80.07	83.18	83.56	76.81	80.22	70.84	84.38	84.88	84.29	76.68	73.76	71.21	75.79	
4	BNG SOUTH	80.51	86.76	87.03	78.54	82.53	72.26	83.34	83.92	83.59	78.48	76.44	73.21	79.33	
5	BELAGAUM	85.90	88.43	86.08	81.24	84.66	76.54	87.68	88.80	82.66	77.70	78.16	73.58	80.88	
6	BELLARY	85.17	89.23	87.29	84.03	85.75	77.22	85.49	88.33	85.32	81.77	77.69	75.61	74.58	
7	BIDAR	74.39	73.62	73.62	71.80	74.29	65.41	76.60	70.87	71.17	72.10	68.52	68.68	67.10	
8	BIJAPUR	86.05	87.28	82.57	83.98	85.34	80.38	86.20	88.98	80.14	82.52	79.41	76.13	76.22	
9	CHAMARAJNAGAR	70.53	83.68	78.78	70.32	72.14	64.68	70.21	77.78	74.71	67.31	67.03	66.25	71.19	
10	CHIKKABALLAPUR	76.22	83.21	83.66	71.50	74.45	65.46	76.63	78.44	79.34	70.73	68.25	65.17	70.59	
11	CHIKKODI	85.22	87.28	83.03	82.32	81.76	76.63	88.65	87.21	82.84	78.28	80.43	76.86	81.52	
12	CHIKKAMAGALORE	82.92	91.44	83.96	78.07	82.03	75.62	83.53	88.21	81.82	75.41	75.51	72.50	77.07	
13	CHITRADURGA	82.32	87.87	80.91	78.99	80.69	73.52	80.79	88.98	80.64	78.66	76.70	73.09	76.85	
14	DAKSHINA KANNADA	44.44	56.67	42.78	38.61	43.89	39.72	75.93	89.19	67.15	74.87	76.64	80.03	66.05	
15	DAVANAGERE	82.67	86.87	80.88	79.25	81.41	72.76	80.19	84.11	76.98	76.38	74.15	72.59	77.07	
16	DHARWAD	88.62	92.26	90.20	85.53	88.32	82.46	90.25	91.90	86.42	87.68	87.87	85.61	86.63	
17	GADAG	83.88	90.11	88.15	83.75	86.22	80.97	88.49	88.96	84.58	84.21	83.07	79.91	78.70	
18	GULBARGA	81.64	82.62	80.79	78.38	78.84	73.98	84.25	82.20	76.03	78.02	73.60	73.63	71.27	
19	HASSAN	81.05	88.61	86.71	80.74	83.86	77.70	82.88	85.90	81.83	79.02	80.15	78.34	83.11	
20	HAVERI	80.81	85.34	83.86	77.27	79.66	71.44	82.53	83.35	82.37	75.13	75.35	74.71	76.49	
21	KODAGU	71.17	93.72	90.15	70.97	69.97	66.27	76.14	87.17	83.15	73.86	64.26	74.99	76.85	
22	KOLAR	85.46	88.79	86.65	85.04	85.41	78.36	86.63	86.18	83.86	87.66	86.32	83.68	82.66	
23	KOPPAL	80.56	89.11	86.47	78.40	83.68	73.45	82.54	89.47	76.16	78.17	75.89	74.40	79.12	
24	MADHUGIRI	77.33	83.58	80.46	70.74	75.12	68.75	76.58	77.07	78.90	71.82	72.90	65.09	74.26	
25	MANDYA	80.42	88.79	87.82	76.91	81.27	71.56	77.51	81.16	84.19	68.70	68.99	67.95	76.11	
26	MYSORE	79.71	88.03	87.08	79.86	83.69	71.16	81.64	85.72	82.93	79.36	75.40	71.29	79.16	
27	RAICHUR	79.35	86.24	80.48	81.17	82.98	73.63	82.71	86.66	79.60	81.81	76.34	76.07	80.64	
28	SHIMOGA	87.44	92.00	90.00	85.61	86.76	82.06	88.30	90.85	87.28	84.26	83.02	79.59	84.99	
29	TUMKUR	70.38	88.28	82.90	73.50	77.91	65.84	77.75	85.20	76.97	73.74	69.89	63.73	74.96	
30	UDUPI	85.01	87.06	71.38	85.48	70.59	62.22	88.97	82.63	76.90	76.88	64.03	77.53	74.19	
31	UTTARA KANNADA	90.33	89.81	91.19	87.82	89.45	85.90	91.86	89.70	89.32	85.92	87.37	85.34	86.81	
32	YADGIR	81.33	81.70	82.06	81.55	83.08	72.93	86.82	82.40	83.63	82.93	78.21	77.69	74.20	
33	RAMANAGARA	85.57	89.98	90.21	81.97	83.73	78.47	84.58	86.08	85.65	76.21	74.82	74.76	81.68	

**STATE ACHIEVEMENT - DISTRICTWISE/CLASSWISE/SUBJECTWISE,MEDIUMWISE  
MARATHI MEDIUM**

State Code		29	Medium		MARATHI	Total Students		37477						
Total Districts		33	Total Schools		930									
Sl No	District Name	Class 5						Class 7						DIST ACHIV
		Flang	Slang	Part B	Maths	Science	S.Science	Flang	Slang	Part B	Maths	Science	S.Science	
1	BAGALKOT	92.43	93.07	91.74	91.61	91.83	87.04	93.65	90.61	89.63	89.56	88.15	82.08	88.48
2	BELAGAUM	88.75	87.99	89.89	82.58	81.83	75.91	88.21	85.98	84.87	78.40	77.17	73.25	82.20
3	BIDAR	73.05	74.13	75.61	67.84	65.52	57.57	77.22	71.51	72.84	66.10	59.87	56.34	63.29
4	BIJAPUR	84.18	86.74	92.06	71.14	68.91	62.74	81.90	80.49	77.67	74.54	70.62	61.44	70.45
5	CHIKKODI	87.49	83.95	86.13	81.06	81.90	74.82	87.36	82.70	83.23	79.26	77.52	75.17	81.22
6	DHARWAD	85.41	95.27	79.27	85.25	81.17	66.67	97.44	95.44	77.33	83.37	80.12	72.46	77.00
7	GADAG	98.33	96.67	100.00	95.00	100.00	88.33	91.67	100.00	86.67	86.67	96.67	98.33	86.83
8	GULBARGA	82.07	81.88	79.23	71.00	66.88	66.38	74.33	75.27	73.36	70.56	60.35	56.67	64.81
9	UTTARA KANNADA	86.82	86.35	85.96	83.50	87.47	77.87	87.27	78.26	81.25	77.81	83.66	72.99	81.85

**TAMIL MEDIUM**

State Code		29	Medium		TAMIL	Total Students		5267						
Total Districts		14	Total Schools		129									
Sl No	District Name	Class 5						Class 7						DIST ACHIV
		Flang	Slang	Part B	Maths	Science	S.Science	Flang	Slang	Part B	Maths	Science	S.Science	
1	BNG NORTH	85.00	87.09	89.50	79.57	80.12	71.65	84.59	80.46	90.09	77.45	72.10	65.89	74.72
2	BNG SOUTH	79.30	81.17	88.41	77.12	78.46	65.49	81.11	73.50	86.24	71.05	71.22	69.51	73.83
3	BELLARY	85.50	89.00	86.50	83.83	88.67	83.50	87.99	81.04	84.15	86.05	86.61	71.58	84.25
4	CHAMARAJNAGAR	89.27	91.58	89.67	87.31	87.61	83.10	88.90	87.14	88.63	89.65	83.88	77.40	83.45
5	CHIKKAMAGALORE	86.83	86.79	89.96	78.61	92.98	83.73	93.79	86.99	88.24	81.33	82.22	81.43	78.81
6	CHITRADURGA	63.00	71.78	81.72	68.41	69.37	71.30	69.50	56.33	64.75	60.54	78.78	62.72	68.14
7	DAVANAGERE	58.89	78.89	72.22	67.78	71.11	40.00	69.44	55.00	70.00	44.44	43.33	39.44	33.06
8	DHARWAD	82.50	95.00	84.17	79.17	96.67	71.67	86.67	87.22	85.56	93.33	68.33	81.67	84.24
9	HASSAN	96.67	96.67	60.00	80.00	83.33	76.67	90.00	90.00	60.00	80.00	70.00	70.00	82.22
10	KODAGU	91.47	97.79	92.95	92.48	87.48	80.56	91.04	97.04	89.44	84.43	89.20	85.71	89.95
11	KOLAR	79.72	84.23	85.52	76.65	79.20	70.40	84.54	80.93	85.96	75.79	74.11	69.18	69.29
12	MANDYA	72.31	75.83	84.81	68.80	80.56	53.24	0.00	0.00	0.00	0.00	0.00	0.00	67.91
13	MYSORE	93.33	100.00	93.33	93.33	90.00	93.33	0.00	0.00	0.00	0.00	0.00	0.00	93.89
14	SHIMOGA	92.99	94.20	94.33	84.00	93.08	84.46	93.30	89.74	94.49	88.97	89.16	81.72	85.66

**STATE ACHIEVEMENT - DISTRICTWISE/CLASSWISE/SUBJECTWISE,MEDIUMWISE  
TELUGU MEDIUM**

State Code	29	Medium	TELUGU		Total Students	2261								
Total Districts	13	Total Schools	82											
		Class 5						Class 7						
SI No	District Name	Flang	Slang	Part B	Maths	Science	S.Science	Flang	Slang	Part B	Maths	Science	S.Science	DIST ACHIV
1	BNGRURAL	83.03	94.85	95.15	80.91	86.06	76.97	80.03	90.81	81.65	61.97	76.16	59.62	78.78
2	BNGNORTH	79.74	88.90	81.00	63.73	73.44	48.25	90.60	87.74	85.76	68.02	52.25	50.91	69.03
3	BNGSOUTH	92.52	82.22	96.11	87.25	88.85	82.38	87.56	79.10	87.16	75.69	64.72	77.50	73.82
4	BELLARY	86.66	90.14	87.78	84.41	84.38	77.26	87.50	88.64	85.37	85.88	84.04	77.68	79.10
5	DHARWAD	81.05	92.82	85.97	85.73	85.90	81.10	87.87	88.48	85.67	85.03	81.35	82.75	68.91
6	GADAG	57.78	67.22	57.22	67.78	62.22	61.11	68.33	66.67	60.00	73.33	53.33	55.56	62.55
7	GULBARGA	78.73	79.44	76.10	51.10	55.19	51.34	74.75	59.79	71.12	34.68	22.59	31.74	50.27
8	KOLAR	85.00	96.67	100.00	90.00	88.33	80.83	86.67	100.00	78.89	97.50	88.61	50.83	87.58
9	KOPPAL	82.42	85.56	76.58	68.03	70.41	57.25	82.75	73.86	81.10	68.40	64.15	54.71	65.81
10	MANDYA	90.00	90.00	73.33	90.00	80.00	73.33	0.00	0.00	0.00	0.00	0.00	0.00	0
11	RAICHUR	89.22	95.52	89.38	80.45	79.26	56.93	94.02	98.89	95.67	88.67	84.62	70.89	82.78
12	SHIMOGA	90.00	100.00	90.00	80.00	100.00	100.00	100.00	80.00	100.00	95.00	95.00	95.00	93.33
13	YADGIR	78.61	87.70	85.67	65.83	72.50	62.50	95.83	87.78	86.11	262.33	251.33	258.33	75.47

**DISTRICT WISE, MEDIUM WISE NUMBER OF SCHOOLS  
SHOWING MASTERY LEVEL ACHIEVEMENT**

**KANNADA MEDIUM**

State Achievement is	75.56								
State Code	29	Medium	Kannada						
Total Districts	33	Total Sch	38807						
Total Blocks	202								
Total Clusters	2508								
				<b>CLASS 5 AND 7</b>					
			<b>No of schools Showing Mastery Level Achievement</b>						
			<b>75% Attendance</b>		<b>80% achievement</b>		<b>75%att+ 80% ach</b>		
Sl.No	District Name	Total Schools	No Of Sch	%	No Of Sch	%	No Of Sch	%	
1	BAGALKOT	1075	487	45.30	862	80.19	295	27.44	
2	BNG RURAL	932	628	67.38	408	43.78	355	38.09	
3	BNG NORTH	532	213	40.04	173	32.52	88	16.54	
4	BNG SOUTH	925	389	42.05	293	31.68	167	18.05	
5	BELAGAUM	838	416	49.64	461	55.01	254	30.31	
6	BELLARY	1183	346	29.25	455	38.46	161	13.61	
7	BIDAR	792	77	9.72	51	6.44	8	1.01	
8	BIJAPUR	1418	471	33.22	503	35.47	214	15.09	
9	CHAMARAJNAGAR	747	318	42.57	292	39.09	167	22.36	
10	CHIKKABALLAPUR	1404	719	51.21	383	27.28	296	21.08	
11	CHIKKODI	1351	890	65.88	797	58.99	589	43.60	
12	CHIKKAMAGALORE	1174	501	42.67	414	35.26	214	18.23	
13	CHITRADURGA	1555	823	52.93	612	39.36	448	28.81	
14	DAKSHINA KANNADA	1158	634	54.75	772	66.67	439	37.91	
15	DA VANAGERE	1246	459	36.84	324	26.00	197	15.81	
16	DHARWAD	661	267	40.39	291	44.02	151	22.84	
17	GADAG	548	227	41.42	335	61.13	130	23.72	
18	GULBARGA	1266	218	17.22	210	16.59	53	4.19	
19	HASSAN	2237	1533	68.53	1356	60.62	994	44.43	
20	HA VERI	914	394	43.11	351	38.40	213	23.30	
21	KODAGU	393	146	37.15	231	58.78	52	13.23	
22	KOLAR	1620	1182	72.96	733	45.25	671	41.42	
23	KOPPAL	818	238	29.10	258	31.54	106	12.96	
24	MADHUGIRI	1150	667	58.00	298	25.91	279	24.26	
25	MANDYA	1649	987	59.85	591	35.84	499	30.26	
26	MYSORE	1752	902	51.48	735	41.95	485	27.68	
27	RAICHUR	1182	311	26.31	490	41.46	125	10.58	
28	SHIMOGA	1588	562	35.39	791	49.81	251	15.81	
29	TUMKUR	1890	185	9.79	595	31.48	467	24.71	
30	UDUPI	836	140	16.75	457	54.67	416	49.76	
31	UTTARA KANNADA	1823	1364	74.82	1382	75.81	1045	57.32	
32	YADGIR	945	164	17.35	120	12.70	55	5.82	
33	RAMANAGARA	1205	790	65.56	661	54.85	491	40.75	
	TOTAL	38807	17648		16685		10375		



**DISTRICT WISE, MEDIUM WISE NUMBER OF SCHOOLS  
SHOWING MASTERY LEVEL ACHIEVEMENT**

**URDU MEDIUM**

State Achievement is		77.50							
State Code		29	Medium	URDU					
Total Districts		33	Total Sch	3531					
<b>CLASS 5 AND 7</b>									
No of schools Showing Mastery Level Achievement									
Sl.No	District Name	Total Schools	75% Attendance		80% achievement		75%att+ 80% ach		
			No Of Sch	%	No Of Sch	%	No Of Sch	%	
1	BAGALKOT	116	69	59.48	93	80.17	53	45.69	
2	BNG RURAL	65	36	55.38	32	49.23	22	33.85	
3	BNG NORTH	80	25	31.25	22	27.50	9	11.25	
4	BNG SOUTH	108	39	36.11	56	51.85	20	18.52	
5	BELAGAUM	131	87	66.41	84	64.12	61	46.56	
6	BELLARY	118	37	31.36	61	51.69	13	11.02	
7	BIDAR	173	15	8.67	19	10.98	3	1.73	
8	BIJA PUR	280	113	40.36	144	51.43	64	22.86	
9	CHA MARAJNAGAR	43	19	44.19	3	6.98	4	9.30	
10	CHIKKA BALLAPUR	94	40	42.55	15	15.96	7	7.45	
11	CHIKKODI	153	109	71.24	34	22.22	67	43.79	
12	CHIKKA MAGALORE	73	34	46.58	32	43.84	17	23.29	
13	CHITRA DURGA	86	42	48.84	34	39.53	11	12.79	
14	DAKSHINA KANNADA	2			1	50.00	0		
15	DAVANAGERE	139	60	43.17	54	38.85	20	14.39	
16	DHARWAD	123	71	57.72	91	73.98	44	35.77	
17	GADAG	70	36	51.43	38	54.29	18	25.71	
18	GULBARGA	190	43	22.63	58	30.53	8	4.21	
19	HASSAN	95	47	49.47	43	45.26	20	21.05	
20	HAVERI	228	121	53.07	129	56.58	75	32.89	
21	KODAGU	5	1	20.00	2	40.00	0		
22	KOLAR	148	80	54.05	75	50.68	44	29.73	
23	KOPPAL	39	16	41.03	15	38.46	7	17.95	
24	MADHUGIRI	41	15	36.59	11	26.83	5	12.20	
25	MANDYA	66	30	45.45	24	36.36	16	24.24	
26	MYSORE	132	56	42.42	56	42.42	27	20.45	
27	RAICHUR	63	23	36.51	17	26.98	10	15.87	
28	SHIMOGA	160	74	46.25	108	67.50	48	30.00	
29	TUMKUR	152	11	7.24	38	25.00	22	14.47	
30	UDUPI	3			1	33.33			
31	UTTARA KANNADA	149	113	75.84	110	73.83	82	55.03	
32	YADGIR	110	26	23.64	29	26.36	8	7.27	
33	RAMANAGARA	96	47	48.96	44	45.83	18	18.75	
	TOTAL	3531	1535		1573		823		

**DISTRICT WISE, MEDIUM WISE NUMBER OF SCHOOLS  
SHOWING MASTERY LEVEL ACHIEVEMENT**

**MARATHI MEDIUM**

State Achievement is	76.61								
State Code	29	Medium	MARATHI						
Total Districts	9	Total Sch	930						
<b>CLASS 5 AND 7</b>									
No of schools Showing Mastery Level Achievement									
Sl.No	District Name	Total Schools	75% Attendance		80% achievement		75%at+ 80% ach		
			No Of Sch	%	No Of Sch	%	No Of Sch	%	
1	BAGALKOT	6	1	16.66667	5	83.33			
2	BELAGAUM	371	241	64.95957	234	63.07	59	42.86	
3	BIDAR	265	39	14.71698	40	15.09	11	4.15	
4	BIJAPUR	6	3	50	1	16.67	2	33.33	
5	CHIKKODI	233	165	70.81545	159	68.24	21	51.93	
6	DHARWAD	4	1	25	1	25.00			
7	GADAG	1			1	100.00			
8	GULBARGA	15	2	13.33333	2	13.33			
9	UTTARA KANNADA	29	18	62.06897	9	31.03	6	20.69	
	TOTAL	930	470		452		299		

**TAMIL MEDIUM**

Achievement is	75.08	Class							
Code	29	Medium	TAMIL						
Districts	14	Total Sch	129						
<b>CLASS 5 AND 7</b>									
No of schools Showing Mastery Level Achievement									
District Name	Total Schools	75% Attendance		80% achievement		75%at+ 80% ach			
		No Of Sch	%	No Of Sch	%	No Of Sch	%		
BNG NORTH	50	25	50.00	17	34.00	15	30		
BNG SOUTH	18	7	38.89	6	33.33	3	16.66667		
BELLARY	3	3	100.00	3	100.00	3	100		
CHAMARAJNAGAR	10	6	60.00	8	80.00	4	40		
CHIKKAMAGALORE	5	1	20.00	2	40.00				
CHITRADURGA	3	1	33.33						
DAVANAGERE	1								
DHARWAD	1								
HASSAN	2	1	50.00						
KODAGU	5	2	40.00	5	100.00	1	20		
KOLAR	17	7	41.18	3	17.65	2	11.33333		
MANDYA	1								
MYSORE	1			1	100.00		0		
SHIMOGA	12	5	41.67	6	50.00	2	16.66667		
	TOTAL	129	58		51		30		

**DISTRICT WISE, MEDIUM WISE NUMBER OF SCHOOLS  
SHOWING MASTERY LEVEL ACHIEVEMENT**

**TELUGU MEDIUM**

State Achievement is	71.69	Class							
State Code	29	Medium	TELUGU						
Total Districts	33	Total Sch	82						
			<b>CLASS 5 AND 7</b>						
			No of schools Showing Mastery Level Achievement						
Sl.No	District Name	Total Schools	75% Attendance		80% achievement		75%att+ 80% ach		
			No Of Sch	%	No Of Sch	%	No Of Sch	%	
1	BNG RURAL	2	2	100.00	1	50.00	1	50	
2	BNG NORTH	10	2	20.00	0	0.00	0	0	
3	BNG SOUTH	3	1	33.33	1	33.33	0		
4	BELLARY	38	16	42.11	22	57.89	8	21.05	
5	DHARWAD	4	2	50.00	1	25.00	1	25	
6	GADAG	1							
7	GULBARGA	10	2	20.00	1	10.00	1	10	
8	KOLAR	1	1	100.00	1	100.00	1	100	
9	KOPPAL	7	4	57.14	2	28.57	1	14.29	
10	MANDYA	1	1	100.00	1	100.00	1	100	
11	RAICHUR	2	2	100.00	1	50.00	1	0	
12	SHIMOGA	1							
13	YADGIR	2			1	50.00			
<b>TOTAL</b>		<b>82</b>	<b>33</b>		<b>32</b>		<b>15</b>		

**MEDIUMWISE/CLASSWISE/CATEGORYWISE ACHIEVEMENT (CLASS - 5)  
(KANNADA MEDIUM)**

STATE CODE	29 MEDIUM					KANNADA	TOTAL
	KAN	URD	MAR	TAM	TEL		
Total Districts	33	33	9	14	13		
Total Blocks	202	191	29	27	20		
Total Clusters	2508	1138	150	70	46		
Total Schools	38807	3531	930	129	82		43479
Total Students							

Category	KAN	URD	MAR	TAM	TEL
SC	322897	26	5442	3109	800
ST	131051	122	1097	56	242
MIN	130990	102996	2610	443	122
OTH	785725	1348	28327	1659	1097
ALL	1370663	104492	37476	5267	2261
CSN	17271	869	202	38	6

Gender	Kan	Urd	Mar	Tam	Tel	Total
BOY	356999	21539	8925	1257	564	389284
GIRL	333576	34465	8986	1280	593	378900
TOTAL	690575	56004	17911	2537	1157	768184

**CLASS 5**

SL NO	DNAME	Studnts	SC			ST			Minority			Others			All			CSN		
			Boys	Girls	AVG	Boys	Girls	AVG	Boys	Girls	AVG	Boys	Girls	AVG	Boys	Girls	AVG	Boys	Girls	AVG
1	BAGALKOT	27475	84.50	85.35	84.92	88.99	90.13	89.558	85.04	86.55	85.7983	87.21	88.30	87.76	86.51	87.66	87.084	76.88	76.73	75.3
2	BNG RURAL	10215	76.58	77.94	77.26	76.17	78.65	77.407	71.68	76.37	74.0264	76.49	79.87	78.18	76.18	78.98	77.58	41.25	47.11	44.18
3	BNG NORTH	14103	70.94	74.19	72.57	71.15	72.32	71.735	69.58	73.13	71.356	74.40	76.87	75.63	72.61	75.45	74.03	57.64	54.54	56.09
4	BNG SOUTH	21307	73.10	75.63	74.36	72.47	75.75	74.11	70.77	73.23	71.9994	73.66	76.92	75.29	73.10	76.05	74.574	57.70	55.95	56.82
5	BELAGUM	23444	77.42	76.34	76.88	78.66	79.50	79.078	77.09	80.52	78.8065	79.44	82.10	80.77	78.78	80.84	79.812	63.34	69.11	66.23
6	BELLARY	34484	73.66	73.06	73.36	73.49	72.85	73.166	70.80	73.63	72.2174	74.53	76.05	75.29	73.70	74.37	74.033	61.28	60.71	60.99
7	BIDAR	20108	57.35	58.50	57.92	58.02	61.59	59.803	53.56	55.68	54.6174	58.07	62.05	60.06	57.38	60.33	58.857	51.60	59.15	55.38
8	BIJAPUR	36136	71.38	68.96	70.17	74.00	73.49	73.745	69.42	70.46	69.9422	73.16	73.49	73.33	72.28	72.05	72.161	63.37	61.25	62.31
9	CHAMARAJNAG	12165	75.21	78.54	76.88	73.82	74.19	74.003	75.35	77.97	76.6637	74.02	76.50	75.26	74.40	76.82	75.61	44.05	56.99	50.52
10	CHIKKABALLAPU	14644	66.46	68.12	67.29	67.89	69.80	68.846	58.46	65.24	61.8525	69.65	72.17	70.91	67.41	69.98	68.691	44.38	42.82	43.6
11	CHIKKODI	30177	78.25	78.76	78.51	82.34	82.03	82.189	79.99	82.01	80.9996	79.96	81.75	80.85	79.85	81.25	80.547	57.39	63.36	60.37
12	CHIKKAMAGALO	14429	71.48	74.50	72.99	73.57	76.29	74.931	73.82	75.27	74.5462	75.51	77.95	76.73	74.02	76.56	75.288	51.52	56.69	54.11
13	CHITRADURGA	24792	71.21	73.32	72.26	71.68	73.01	72.344	68.23	71.76	69.9947	75.30	77.91	76.6	72.91	75.25	74.078	57.01	55.93	56.47
14	DAKSHINA	25762	75.40	81.31	78.36	80.18	84.87	82.522	82.01	85.57	83.7859	85.43	88.00	86.71	82.81	86.24	84.527	53.31	63.85	58.58
15	DAVANAGERE	26640	66.06	67.77	66.92	68.13	70.77	69.45	61.59	64.91	63.25	68.85	73.03	70.94	67.17	70.56	68.866	50.32	48.42	49.37
16	DHARWAD	22324	74.49	76.81	75.65	75.54	78.47	77.006	75.72	78.78	77.2466	77.42	81.03	79.23	76.60	80.01	78.308	52.95	61.24	57.1
17	GADAG	15341	78.15	77.12	77.63	82.00	82.81	82.403	80.62	81.50	81.0568	81.43	84.77	83.1	80.66	82.64	81.653	65.41	67.72	66.56
18	GULBARGA	32442	62.59	61.42	62.01	60.31	59.87	60.088	59.10	61.85	60.4758	64.97	66.86	65.91	63.48	64.53	64.001	58.70	58.73	58.72
19	HASSAN	21116	80.51	82.55	81.53	78.94	79.94	79.439	76.73	79.11	77.9213	82.80	84.59	83.69	81.71	83.67	82.69	49.41	56.72	53.07
20	HAVERI	21284	70.60	70.99	70.79	72.10	75.26	73.681	66.04	71.51	68.7745	74.41	76.83	75.62	72.54	75.23	73.886	48.38	57.95	53.17
21	KODAGU	6410	78.92	82.02	80.47	79.25	80.30	79.776	78.56	82.91	80.735	80.53	83.45	81.99	79.58	82.61	81.093	45.04	53.33	49.19
22	KOLAR	17482	76.65	77.94	77.29	75.95	77.39	76.67	69.46	71.38	70.4202	76.33	78.74	77.53	75.94	78.04	76.986	44.72	48.69	46.7
23	KOPPAL	21932	69.48	67.11	68.29	72.60	71.59	72.099	68.98	70.68	69.8273	72.52	73.39	72.95	71.51	71.64	71.576	59.21	56.08	57.64
24	MADHUGIRI	13227	69.34	69.74	69.54	68.55	71.35	69.949	66.05	70.07	68.0589	72.27	74.88	73.57	70.59	72.74	71.665	31.24	35.24	33.24
25	MANDYA	19413	73.34	76.30	74.82	70.65	72.75	71.701	65.49	70.87	68.1804	74.35	77.93	76.14	73.83	77.36	75.594	43.01	46.94	44.97
26	MYSORE	32073	74.70	77.02	75.86	72.71	74.73	73.718	74.61	76.79	75.7027	75.65	78.35	77	74.88	77.35	76.112	50.12	51.32	50.72
27	RAICHUR	27743	75.37	72.58	73.98	73.22	70.13	71.678	71.89	74.92	73.4077	76.01	75.44	75.73	74.77	73.55	74.162	66.63	69.33	67.98
28	SHIMOGA	20681	75.78	78.23	77	77.62	79.39	78.505	74.48	78.14	76.3109	79.17	82.45	80.81	77.80	80.95	79.373	49.18	47.95	48.56
29	TUMKUR	18527	70.60	74.13	72.37	73.27	76.40	74.834	67.73	73.18	70.4523	73.96	78.17	76.07	72.74	76.86	74.8	37.70	38.57	38.13
30	UDUPI	13671	74.52	78.74	76.63	75.68	78.10	76.892	76.09	81.31	78.7042	80.66	83.55	82.11	79.26	82.47	80.868	52.04	54.55	53.29
31	UTTARA	18604	84.84	87.16	86	81.42	83.02	82.219	84.93	87.13	86.0338	88.02	89.75	88.88	87.20	89.09	88.144	64.43	67.77	66.1
32	YADGIR	20331	62.45	57.88	60.16	65.29	60.05	62.674	60.84	59.49	60.1624	64.65	62.67	63.66	63.75	60.78	62.264	58.19	61.69	59.94
33	RAMANAGARA	12093	79.15	81.04	80.1	78.27	81.59	79.928	70.13	75.39	72.7577	79.29	81.77	80.53	78.84	81.37	80.103	42.00	43.82	42.91
Kanada		663100	72.37	73.26		73.01	73.89		72.88	76.43		76.20	78.49		74.41	76.44		54.39	56.44	

**MEDIUMWISE/CLASSWISECATEGORYWISE ACHIEVEMENT (CLASS - 5)**  
**(URDU MEDIUM)**

CLASS 5																					
SL. NO	DNAME	Stuclnts	SC			ST			Minority			Others			All			CSN			
			Boys	Girls	AVG	Boys	Girls	AVG	Boys	Girls	AVG	Boys	Girls	AVG	Boys	Girls	AVG	Boys	Girls	AVG	
1	BAGALKOT	1706	95.00	90.00	92.5				84.92	88.49	86.7076	96.67	94.50	95.583	85.05	88.55	86.798	83.33	92.92	88.13	
2	BNGRURAL	597							81.22	83.83	82.5254	55.83	80.42	68.125	81.02	83.79	82.403	20.28	65.00	42.64	
3	BNGNORTH	1702					93.33	46.667	75.64	75.99	75.8116	58.53	72.65	65.586	74.96	75.95	75.455	38.81	77.38	58.1	
4	BNGSOUTH	2601					0.00	0	79.14	80.74	79.9383	31.27	80.10	*55.684	77.17	80.73	78.949	49.85	60.33	55.09	
5	BELAGAUM	1994				81.67	0.00	40.833	78.57	83.89	81.2309	42.62	83.33	62.976	78.21	83.88	81.049	91.67	62.22	76.94	
6	BELLARY	2082				52.22	43.33	47.778	72.05	77.51	74.7805	81.47	79.76	80.616	72.21	77.43	74.823	80.00	75.56	77.78	
7	BIDAR	4689	100.00		50	91.67	60.00	75.833	62.71	69.63	66.1694	44.87	51.46	48.162	62.51	69.47	65.99	64.55	56.50	60.52	
8	BIJAPUR	4423				97.50	90.93	94.213	74.90	78.21	76.554	41.02	89.33	65.176	74.58	78.27	76.427	69.64	75.42	72.53	
9	CHAMARAJNAGAR	272							72.28	73.00	72.641				72.28	73.00	72.641	65.00	24.44	44.72	
10	CHIKKABALLAPUR	923					78.33	39.167	67.04	74.84	70.9403	39.79	46.67	43.229	66.43	74.64	70.538	53.67	59.17	56.42	
11	CHIKKODI	2269							80.96	82.24	81.5964	70.63	68.00	69.313	80.85	82.19	81.52	58.89	59.44	59.17	
12	CHIKKAMAGALORE	525	68.89		34.444				75.37	80.17	77.774	87.50	87.22	87.361	75.40	80.24	77.819	81.67	67.78	74.72	
13	CHITRADURGA	976				86.67	66.67	76.667	78.12	79.31	78.7165	49.26	85.00	67.13	77.53	79.36	78.446	69.67	46.67	58.17	
14	DAKSHINA KANNADA	14		47.50	23.75				46.25	45.00	45.625	40.83	43.33	42.083	44.44	45.21	44.826	0.00	0.00	0	
15	DAVANAGERE	2729		85.00	42.5		81.11	40.556	77.69	80.05	78.8665	77.70	84.25	80.978	77.69	80.15	78.918	57.50	77.54	67.52	
16	DHARWAD	3151					80.00	40	85.84	86.59	86.214	71.67	87.00	79.333	85.62	86.59	86.105	62.22	35.24	48.73	
17	GADAG	891				83.33	100.00	91.667	76.34	80.24	78.2885	88.89	86.39	87.639	76.35	80.20	78.278	57.22	78.33	67.78	
18	GULBARGA	4502				54.17	83.33	68.75	67.96	73.72	70.8426	40.57	62.70	51.634	67.00	73.58	70.292	68.67	81.33	75	
19	HASSAN	574					66.67	33.333	81.36	83.87	82.6173	85.00	82.92	83.958	81.43	83.79	82.61	36.67	42.50	39.58	
20	HAVERI	4028							76.06	78.14	77.1007	64.84	69.48	67.163	75.70	78.04	76.869	63.40	65.21	64.3	
21	KODAGU	48							78.41	75.21	76.8087	90.00	85.00	87.5	78.91	75.60	77.257				
22	KOLAR	1917					44.17	22.083	81.40	82.81	82.1043	73.52	88.33	80.926	81.31	82.74	82.027	84.17	74.44	79.31	
23	KOPPAL	513							78.52	81.29	79.9083	71.67		35.833	78.47	81.29	79.883	85.00	0.00	42.5	
24	MADHUGIRI	440					76.67	38.333	71.32	77.99	74.6593	83.33	80.00	81.667	71.46	78.00	74.728	8.15	57.33	32.74	
25	MANDYA	581					84.17	42.083	76.36	81.53	78.9455	78.33	59.44	68.889	76.42	81.35	78.882	14.67	48.33	31.5	
26	MYSORE	1973					91.67	45.833	78.69	81.73	80.2107	74.07	86.94	80.509	78.64	81.78	80.213	57.50	60.56	59.03	
27	RAICHUR	1305							67.35	76.17	71.7615	68.33	88.89	78.611	67.38	76.22	71.798	56.67	0.00	28.33	
28	SHIMOGA	2036					100.00	50	83.96	86.41	85.1857	91.67	92.38	92.024	83.92	86.49	85.208	45.19	50.36	47.77	
29	TUMKUR	1839					77.78	38.889	76.76	77.40	77.0792	80.83	71.67	76.25	76.79	77.40	77.092	42.44	37.29	39.86	
30	UDUPI	25							54.44	77.58	66.0101				54.44	77.58	66.01				
31	UTTARA KANNADA	1613				93.61	93.02	93.313	86.05	87.98	87.0155	73.67	58.50	66.083	86.02	87.79	86.906	85.00	47.14	66.07	
32	YADGIR	1908					88.33	83.33	85.833	70.33	75.38	72.8542	63.78	9.33	36.556	70.23	74.81	72.519	73.61	79.17	76.39
33	RAMANAGARA	1158							82.94	85.37	84.1526	89.52	86.33	87.929	83.03	85.37	84.2	72.00	77.78	74.89	
	<b>TOTAL</b>	<b>56004</b>	<b>71.19</b>	<b>50.95</b>		<b>74.62</b>	<b>85.15</b>		<b>76.11</b>	<b>79.67</b>		<b>59.45</b>	<b>73.27</b>		<b>75.55</b>	<b>79.39</b>		<b>56.30</b>	<b>63.11</b>		

**MEDIUMWISE/CLASSWISECATEGORYWISE ACHIEVEMENT (CLASS - 5)  
(MARATHI MEDIUM)**

SL NO	DNAME	Studnts	SC			ST			Minority			Others			All			CSN		
			Boys	Girls	AVG	Boys	Girls	AVG	Boys	Girls	AVG	Boys	Girls	AVG	Boys	Girls	AVG	Boys	Girls	AVG
1	BAGALKOT	52	90.83	83.33	87.1		95.00	47.5	85.56	91.90	88.73	77.29	94.75	86	80.72	93.68	87.2		85.00	42.5
2	BELAGAUM	6979	78.76	82.13	80.4	81.47	83.30	82.39	80.48	83.61	82.04	83.34	85.01	84.2	83.09	84.85	83.97	58.39	51.58	55
3	BIDAR	4843	61.11	60.44	60.8	65.07	67.65	66.36	62.40	65.06	63.73	63.51	66.62	65.1	62.85	64.71	63.78	49.09	65.24	57.2
4	BIJAPUR	84	64.58	64.86	64.7				66.48	74.05	70.26	70.15	83.64	76.9	67.83	76.50	72.17	73.33	0.00	36.7
5	CHIKKODI	5354	78.73	80.62	79.7	83.62	85.28	84.45	80.95	83.05	82	81.31	84.26	82.8	80.84	83.40	82.12	73.50	67.71	70.6
6	DHARWAD	22	47.22		23.6		83.33	41.67				77.71	67.67	72.7	69.39	69.09	69.24			
7	GADAG	5		98.33	49.2							96.11	96.67	96.4	96.11	97.50	96.81			
8	GULBARGA	421	62.64	60.14	61.4	78.33	85.00	81.67	76.43	73.33	74.88	64.06	69.92	67	65.42	67.40	66.41		45.00	22.5
9	UTTARA KANNADA	151	80.00	90.00	85	68.75	76.67	72.71			0	83.26	86.18	84.7	82.32	86.16	84.24			
	<b>TOTAL</b>	<b>17911</b>	<b>69.11</b>	<b>69.91</b>		<b>69.40</b>	<b>72.14</b>		<b>74.22</b>	<b>75.44</b>		<b>78.79</b>	<b>80.80</b>		<b>76.63</b>	<b>78.34</b>		<b>61.80</b>	<b>59.40</b>	

**MEDIUMWISE/CLASSWISECATEGORYWISE ACHIEVEMENT (CLASS - 5)  
(TAMIL MEDIUM)**

SL NO	DNAME	Studnts	SC			ST			Minority			Others			All			CSN		
			Boys	Girls	AVG	Boys	Girls	AVG	Boys	Girls	AVG	Boys	Girls	AVG	Boys	Girls	AVG	Boys	Girls	AVG
1	BNG NORTH	1342	73.80	77.97	75.88	78.33	0.00	39.17	76.83	85.23	81.03	72.35	74.66	73.50	73.54	77.32	75.43	60.95	0.00	30.48
2	BNG SOUTH	377	72.54	77.46	75.00	82.50	84.17	83.33	73.81	53.89	63.85	73.24	78.88	76.06	73.07	77.89	75.48	78.89	0.00	39.44
3	BELLARY	26	85.42	80.93	83.17				90.83	92.50	91.67	91.67	87.00	89.33	88.33	85.19	86.76	76.67	81.67	79.17
4	CHAMARAJNAGAR	204	80.28	83.27	81.77				83.48	88.59	86.04	82.96	80.33	81.65	82.88	83.64	83.26	91.67	0.00	45.83
5	CHIKKAMAGALORE	42	75.94	67.96	71.95	85.00	75.00	80.00		93.33	46.67	87.41	89.44	88.43	80.43	74.89	77.66			
6	CHITRADURGA	29				68.33	74.17	71.25			0.00	47.17	82.92	65.04	49.09	81.94	65.52	17.33	0.00	8.67
7	DAVANAGERE	16	40.17	25.33	32.75							0.00	55.00	27.50	40.17	30.28	35.22			
8	DHARWAD	5	79.17	87.50	83.33							0.00	88.33	44.17	79.17	87.78	83.47			
9	HASSAN	3	0.00	80.00	40.00							83.33		41.67	83.33	80.00	81.67			
10	KODAGU	67	91.00	90.48	90.74		98.33	49.17				88.96	89.38	89.17	90.29	90.45	90.37	91.67	45.00	68.33
11	KOLAR	309	68.99	71.82	70.40	80.00	78.33	79.17	61.00	69.17	65.08	83.00	78.89	80.94	68.75	71.64	70.20		75.00	37.50
12	MANDYA	31	59.44	70.98	65.21										59.44	70.98	65.21			
13	MYSORE	3							93.33		46.67	96.67	91.67	94.17	95.00	91.67	93.33			
14	SHIMOGA	83	83.63	83.33	83.48	75.00	98.89	86.94	85.83	90.56	88.19	90.83	88.12	89.47	86.44	87.59	87.01			
	<b>TOTAL</b>	<b>2537</b>	<b>73.38</b>	<b>77.62</b>		<b>80.00</b>	<b>85.00</b>		<b>78.36</b>	<b>83.12</b>		<b>75.29</b>	<b>78.29</b>		<b>74.01</b>	<b>77.95</b>		<b>56.11</b>	<b>67.22</b>	

**MEDIUMWISE/CLASSWISECATEGORYWISE ACHIEVEMENT (CLASS - 5)  
(TELUGU MEDIUM)**

2	BNGNORTH	139	71.67	70.00	70.83	80.00	66.67	73.33	45.00	90.00	67.50	61.07	74.74	67.91	64.35	73.19	68.77	45.83		22.92
3	BNGSOUTH	70	72.00	70.05	71.03						0.00	88.89	86.11	87.50	73.54	72.66	73.10	53.33		26.67
4	BELLARY	396	81.67	81.83	81.75	81.64	84.14	82.89	78.42	86.30	82.36	79.39	79.33	79.36	80.53	82.09	81.31	91.67		45.83
5	DIARWAD	93	85.58	59.37	72.47	85.00	49.17	67.08	62.92	96.67	79.79	72.74	56.67	64.70	79.67	58.40	69.04			
6	GADAG	7	58.89	63.33	61.11	0.00	0.00	0.00	70.00	63.33	66.67	0.00	65.00	32.50	61.67	63.89	62.78			
7	GULBARGA	142	56.32	54.57	55.45	0.00	76.67	38.33	66.67	75.83	71.25	48.65	62.73	55.69	53.66	59.02	56.34			
8	KOLAR	12	87.67	91.90	89.79										87.67	91.90	89.79			
9	KOPPAL	181	71.36	72.14	71.75	70.00	72.59	71.30	41.11	88.33	64.72	60.71	71.34	66.03	63.80	71.78	67.79			
10	MANDYA	6	85.00	76.67	80.83										85.00	76.67	80.83			
11	RAICHUR	63	75.48	72.08	73.78	93.33		46.67	58.33	76.11	67.22	83.00	84.74	83.87	80.21	82.78	81.49			
12	SHIMOGA	1	93.33		46.67										93.33		46.67			
13	YADGR	14	73.33		36.67							78.33	76.33	77.33	75.00	76.33	75.67			
	<b>TOTAL</b>	<b>1157</b>	<b>74.13</b>	<b>70.95</b>		<b>80.14</b>	<b>81.69</b>		<b>70.54</b>	<b>84.57</b>		<b>69.28</b>	<b>74.70</b>		<b>72.21</b>	<b>74.20</b>		<b>59.17</b>	<b>0.00</b>	

**DISTRICT WISE/MEDIUMWISE/CLASS WISE/CATEGORYWISE ACHIEVEMENT (CLASS - 7)**  
**(KANNADA MEDIUM)**

	KAN	URD	MAR	TAM	TEL	TOTAL
Total Districts	33	33	9	14	13	
Total Blocks	202	191	29	27	20	
Total Clusters	2442	1138	150	70	46	
Total Schools	38807	3531	930	129	82	43479
Total Students						

Category	KAN	URD	MAR	TAM	TEL
SC	322897	26	5442	3109	800
ST	131051	122	1097	56	242
MIN	130990	102996	2610	443	122
OTH	785725	1348	28327	1659	1097
ALL	1370663	104492	37476	5267	2261
C/SN	17271	869	202	38	6

Gender	Kan	Urd	Mar	Tam	Tel	Total
BOY	353166	17722	9937	1316		382676
GIRL	326923	30766	9629	1414	569	369301
TOTAL	680089	48488	19566	2730	1104	751977

**CLASS 7**

Sl. NO	DNAME	Students	SC			ST			Minority			Others			All			C/SN		
			Boys	Girls	AVG	Boys	Girls	AVG	Boys	Girls	AVG	Boys	Girls	AVG	Boys	Girls	AVG	Boys	Girls	AVG
1	BAGALKOT	25750	83.11	83.49	83.3	87.62	88.16	87.892	83.64	85.57	84.6063	85.52	86.87	86.2	84.96	86.23	85.591	78.22	79.19	78.71
2	BNGRURAL	11021	68.22	71.25	69.73	67.85	69.68	68.766	69.01	73.65	71.3305	70.56	74.06	72.31	69.51	72.80	71.155	36.96	44.39	40.68
3	BNGNORTH	15070	66.95	70.18	68.56	66.77	71.68	69.228	64.63	67.69	66.1575	69.13	72.76	70.94	67.89	71.37	69.629	54.01	53.79	53.9
4	BNGSOUTH	21891	66.98	70.90	68.94	67.41	72.07	69.742	68.25	70.83	69.5382	70.02	73.38	71.7	68.78	72.27	70.525	56.31	56.09	56.2
5	BELAGUM	24091	72.35	74.72	73.54	73.86	76.19	75.025	72.76	78.21	75.4862	76.99	80.50	78.75	75.54	79.08	77.307	62.08	62.98	62.53
6	BELLARY	31276	70.76	69.67	70.22	69.85	69.67	69.76	69.41	71.71	70.5613	73.00	74.62	73.81	71.42	72.25	71.831	65.05	60.19	62.62
7	BIDAR	18668	53.61	55.65	54.63	56.69	56.95	56.823	51.35	57.43	54.389	56.49	59.87	58.18	55.13	57.88	56.501	53.58	51.54	52.56
8	BIJAPUR	31181	67.51	64.58	66.05	67.92	70.75	69.339	66.82	69.01	67.9161	70.56	72.40	71.48	69.31	70.31	69.81	62.19	67.43	64.81
9	CHAMARAJNAGAR	12726	71.08	74.64	72.86	66.88	70.56	68.721	71.75	75.41	73.5793	69.33	72.68	71	69.70	73.13	71.414	49.18	57.82	53.5
10	CHIKKABALLAPUR	14842	57.99	60.54	59.26	58.48	61.34	59.911	54.64	59.20	56.9179	62.19	65.90	64.04	59.63	62.98	61.305	41.19	49.05	45.12
11	CHIKKODI	30538	72.45	75.20	73.83	80.04	81.48	80.761	76.66	78.54	77.5968	74.98	77.82	76.4	75.06	77.69	76.378	61.30	71.07	66.19
12	CHIKKAMAGALORE	14835	63.33	68.19	65.76	67.40	70.85	69.122	68.80	72.38	70.5912	69.12	72.94	71.03	67.33	71.41	69.37	52.89	58.13	55.51
13	CHITRADURGA	24875	68.95	70.15	69.55	67.37	69.65	68.511	66.77	71.65	69.2095	71.88	74.72	73.3	69.82	72.23	71.024	55.18	59.90	57.54
14	DAKSHINA KANNADA	27990	74.02	77.46	75.74	76.58	78.85	77.717	78.76	83.24	81.0009	82.16	85.92	84.04	79.82	83.78	81.798	61.01	55.87	58.44
15	DAVANAGERE	29101	61.78	63.54	62.66	63.34	65.72	64.531	54.35	62.83	58.5898	65.39	69.36	67.38	63.06	66.79	64.924	47.22	50.09	48.65
16	DHARWAD	22891	72.25	74.47	73.36	72.40	73.79	73.095	73.04	76.43	74.7366	73.60	78.48	76.04	73.27	77.42	75.345	52.86	57.14	55
17	GADAG	16164	76.75	76.56	76.66	78.65	80.52	79.585	76.72	79.61	78.1636	79.66	82.76	81.21	78.69	81.21	79.949	73.91	70.48	72.19
18	GULBARGA	26822	56.91	58.16	57.53	62.10	56.46	59.28	58.64	60.37	59.5055	64.03	64.43	64.23	61.35	62.31	61.832	58.09	56.39	57.24
19	HASSAN	21850	74.68	77.27	75.98	75.01	78.93	76.967	74.44	76.40	75.416	77.98	80.43	79.21	76.88	79.37	78.127	53.83	58.23	56.03
20	HAVERI	21191	65.69	65.15	65.42	65.36	68.66	67.009	62.67	68.08	65.3706	69.68	72.68	71.18	67.80	70.74	69.27	49.37	56.24	52.81
21	KODAGU	6767	74.02	77.31	75.67	75.14	79.11	77.123	79.44	81.36	80.403	76.19	78.71	77.45	76.43	79.14	77.788	47.61	52.21	49.91
22	KOLAR	17337	67.26	68.68	67.97	67.25	67.54	67.394	64.59	67.86	66.2283	68.34	71.19	69.76	67.65	69.84	68.748	48.89	42.96	45.93
23	KOPPAL	19908	62.35	62.89	62.62	68.08	68.71	68.391	61.06	65.47	63.2614	68.58	70.09	69.34	66.52	68.25	67.386	58.04	59.88	58.96
24	MADHUGIRI	13960	62.02	62.77	62.39	64.22	65.06	64.638	61.61	65.59	63.6028	65.68	68.56	67.12	64.24	66.32	65.281	30.83	36.82	33.82
25	MANDYA	21856	65.82	69.23	67.53	66.65	71.79	69.221	59.47	63.80	61.6324	67.87	72.56	70.21	67.26	71.70	69.484	43.48	43.38	43.43
26	MYSORE	32884	70.12	73.02	71.57	68.19	70.39	69.293	70.82	73.53	72.172	71.48	74.97	73.22	70.63	73.72	72.173	50.99	51.93	51.46
27	RAICHUR	22088	70.18	69.95	70.07	69.03	67.70	68.369	69.51	72.14	70.8272	71.96	73.58	72.77	70.68	71.64	71.159	66.53	59.84	63.18
28	SHIMOGA	20476	71.35	75.37	73.36	73.20	76.10	74.649	69.23	75.52	72.3754	74.74	78.56	76.65	73.34	77.47	75.403	53.17	55.63	54.4
29	TUMKUR	19852	63.20	66.13	64.67	63.62	67.88	65.75	61.20	66.70	63.9501	65.88	70.44	68.16	64.84	69.07	66.955	35.43	42.81	39.12
30	UDUPI	15368	69.60	73.28	71.44	69.65	72.44	71.047	72.23	76.74	74.4855	75.72	79.00	77.36	74.47	77.89	76.181	57.64	59.71	58.67
31	UTTARA KANNADA	19739	81.92	83.92	82.92	77.87	80.93	79.399	82.54	84.49	83.5154	84.62	86.51	85.56	83.97	85.96	84.967	68.92	70.16	69.54
32	YADGIR	14522	56.28	54.23	55.26	57.44	55.20	56.321	56.60	58.02	57.3071	60.89	61.60	61.24	58.91	59.17	59.041	53.65	49.21	51.43
33	RAMANAGARA	12559	71.93	74.41	73.17	71.47	74.97	73.221	66.23	74.33	70.2815	73.26	76.64	74.95	72.64	75.98	74.308	40.03	49.78	44.9
	<b>TOTAL</b>	<b>680089</b>	<b>67.62</b>	<b>69.56</b>		<b>68.59</b>	<b>70.02</b>		<b>0.00</b>	<b>74.43</b>		<b>72.39</b>	<b>75.31</b>		<b>70.43</b>	<b>73.23</b>		<b>55.27</b>	<b>56.80</b>	



**DISTRICT WISE/MEDIUMWISE/CLASS WISE/CATEGORYWISE ACHIEVEMENT (CLASS - 7)  
(URDU MEDIUM)**

Sl. NO	DNAME	Stundts	SC			ST			Minority			Others			All			CSN		
			Boys	Girls	AVG	Boys	Girls	AVG	Boys	Girls	AVG	Boys	Girls	AVG	Boys	Girls	AVG	Boys	Girls	AVG
1	BAGALKOT	1543							85.98	88.15	87.0618	93.33	92.62	92.98	86.02	88.18	87.098	77.22	90.00	83.611
2	BNGRURAL	569							77.45	79.57	78.5128	48.89	0.00	24.44	77.04	79.57	78.308	52.22	42.38	47.302
3	BNGNORTH	1614							75.37	77.02	76.1971	63.44	76.71	70.08	74.60	77.01	75.807	85.00	93.33	89.167
4	BNGSOUTH	2389				91.67	80.83	86.25	77.92	80.06	78.99	61.76	78.33	70.05	77.62	80.05	78.834	77.17	54.24	65.705
5	BELAGAUM	1982				81.67	82.22	81.944	75.29	82.46	78.8772	54.74	76.04	65.39	74.94	82.42	78.68	58.10	62.22	60.159
6	BELLARY	1350				38.33		19.167	62.45	76.27	69.3554	52.05	70.77	61.41	61.90	76.19	69.047	93.33	81.19	87.262
7	BIDAR	4159				65.56	76.11	70.833	64.30	70.32	67.3058	37.90	49.83	43.87	63.34	70.08	66.712	68.70	63.67	66.185
8	BIJAPUR	3102	64.17		32.083	0.00	85.00	42.5	72.87	77.05	74.9608	57.46	84.26	70.86	72.62	77.10	74.858	82.44	82.92	82.676
9	CHAMARAJNAG	244							67.93	70.94	69.4316	60.83	60.56	60.69	67.77	70.74	69.251	0.00	45.00	22.5
10	CHIKKABALLAPUR	783							65.51	71.52	68.5175	49.58	74.17	61.87	65.25	71.53	68.39	57.22	38.89	48.056
11	CHIKKODI	2237	85.00		42.5	85.00	21.25	53.125	80.77	81.85	81.3114	80.71	82.45	81.58	80.78	81.69	81.236	81.94	46.67	64.306
12	CHIKKAMAGALORE	497							75.98	75.76	75.8716	79.17	80.00	79.58	76.01	75.77	75.894	76.67	71.11	73.889
13	CHITRADURGA	812							69.07	78.34	73.7076	72.41	72.33	72.37	69.17	78.28	73.725	76.79	36.00	56.397
14	DAKSHINA KANNADA	27	48.33		24.167				76.67	70.93	73.7963	90.00	53.33	71.67	74.52	65.51	70.018	80.00		40
15	DAVANAGERE	2412	84.58	90.00	87.292	81.67	86.67	84.167	73.10	75.78	74.4407	58.04	73.91	65.98	72.75	75.77	74.259	70.21	70.28	70.243
16	DHARWAD	2938				0.00	86.67	43.333	85.48	87.55	86.5186	84.33	84.36	84.35	85.48	87.53	86.505	60.56	65.00	62.778
17	GADAG	839							73.64	80.80	77.2197	0.00	62.22	31.11	73.64	80.71	77.172	44.17	79.17	61.667
18	GULBARGA	3715				46.67	0.00	23.333	67.51	73.22	70.365	76.45	65.91	71.18	67.92	73.10	70.51	57.22	79.26	68.241
19	HASSAN	553				0.00	0.00	0	80.76	80.22	80.493	56.11		28.06	80.46	80.22	80.344	93.89	0.56	47.222
20	HAVERI	3671				93.33	86.67	90	73.88	76.85	75.366	41.11	70.09	55.6	73.55	76.81	75.18	64.23	61.35	62.79
21	KODAGU	37							75.00	75.44	75.2193	96.67		48.33	76.20	75.44	75.821			
22	KOLAR	1689							80.00	84.59	82.2946	84.17	69.58	76.88	80.02	84.53	82.272	69.00	86.25	77.625
23	KOPPAL	507							76.32	78.15	77.2353			0	76.32	78.15	77.235			
24	MADHUGIRI	448							71.86	74.12	72.9861	75.00	52.78	63.89	71.45	73.90	72.674	48.89	17.08	32.986
25	MANDYA	544							69.50	74.94	72.2208	76.11	86.67	81.39	69.59	74.98	72.282	34.81	85.00	59.907
26	MYSORE	1784			0	88.33		44.167	76.60	78.41	77.5046	67.92	96.67	82.29	76.47	78.43	77.447	54.07	62.33	58.204
27	RAICHUR	862						0	78.48	72.53	75.501	65.83		32.92	78.22	72.40	75.309	73.33	0.00	36.667
28	SHIMOGA	2060					86.67	43.333	82.47	85.38	83.9223	83.10		41.55	82.48	85.38	83.928	34.25	57.78	46.014
29	TUMKUR	866					71.67	35.833	71.07	75.06	73.0666	70.83	51.67	61.25	71.07	75.01	73.04	15.83	54.44	35.139
30	UDUPI	45						0	63.00	76.46	69.7323	58.33		29.17	62.22	76.46	69.343			
31	UTTARA	1634					92.92	46.458	85.55	87.43	86.4906	89.05	80.83	84.94	85.58	87.38	86.48	44.76	81.67	63.214
32	YADGIR	1485					98.33	49.167	72.09	78.02	75.0585	22.22	84.33	53.28	71.83	78.08	74.954	75.00	71.67	73.333
33	RAMANAGARA	1091			0	70.00	83.33	76.667	76.72	80.64	78.6813	79.76		39.88	76.75	80.64	78.699	21.33	80.28	50.806
	<b>TO TAL</b>	<b>48488</b>	<b>59.24</b>	<b>90.00</b>		<b>69.79</b>	<b>75.56</b>		<b>0.00</b>	<b>78.94</b>		<b>62.27</b>	<b>71.86</b>		<b>74.60</b>	<b>78.63</b>		<b>61.04</b>	<b>64.00</b>	

**DISTRICT WISE/MEDIUMWISE/CLASS WISE/CATEGORYWISE ACHIEVEMENT (CLASS - 7)  
(MARATHI MEDIUM)**

SL. NO	DNAME	Students	SC			ST			Minority			Others			All			CSN		
			Boys	Girls	AVG	Boys	Girls	AVG	Boys	Girls	AVG	Boys	Girls	AVG	Boys	Girls	AVG	Boys	Girls	AVG
1	BAGALKOT	78	87.08	95.33	91.208	98.33	96.67	97.5	91.11	91.11	91.1111	90.36	86.05	88.202	90.42	88.10	89.2583	73.33	0.00	36.667
2	BELAGAUM	8041	77.80	78.93	78.366	72.47	76.33	74.399	79.51	82.24	80.874	79.93	81.58	80.758	79.76	81.45	80.6063	64.26	58.33	61.296
3	BIDAR	4825	61.63	60.09	60.859	67.29	66.55	66.921	60.30	61.58	60.9401	61.67	64.44	63.054	61.93	63.42	62.6785	55.77	55.74	55.755
4	BIJAPUR	115	69.62	58.33	63.974	0.00	0.00	0	63.10	53.59	58.3425	77.22	73.16	75.192	71.32	66.01	68.6627	66.67	0.00	33.333
5	CHIKKODI	5952	76.38	78.38	77.383	79.20	78.38	78.789	77.57	79.19	78.383	80.89	82.15	81.518	79.73	81.11	80.4216	63.15	54.72	58.935
6	DHARWAD	18	80.00	82.78	81.389	0.00		0	0.00	83.89	41.9444	83.00	87.92	85.458	81.88	85.17	83.5208	0.00		0
7	GADAG	7	95.00	0.00	47.5	0.00		0	0.00	0.00	0	96.67	67.92	82.292	96.11	67.92	82.0139	0.00		0
8	GULBARGA	324	63.40	67.60	65.498	63.89		31.944	58.27	65.98	62.127	60.56	62.17	61.365	61.19	64.26	62.7228	40.83		20.417
9	UTTARA KANNADA	206	90.00	80.56	85.278	76.33	84.39	80.364	71.67		35.8333	79.35	81.10	80.228	79.25	81.47	80.3558	82.50		41.25
	<b>TOTAL</b>	<b>19566</b>	<b>69.43</b>	<b>70.66</b>		<b>69.98</b>	<b>70.57</b>		<b>0.00</b>	<b>73.40</b>		<b>76.63</b>	<b>78.31</b>		<b>74.92</b>	<b>76.66</b>		<b>61.90</b>	<b>56.53</b>	

**DISTRICT WISE/MEDIUMWISE/CLASS WISE/CATEGORYWISE ACHIEVEMENT (CLASS - 7)  
(TAMIL MEDIUM)**

SL. NO	DNAME	Students	SC			ST			Minority			Others			All			CSN		
			Boys	Girls	AVG	Boys	Girls	AVG	Boys	Girls	AVG	Boys	Girls	AVG	Boys	Girls	AVG	Boys	Girls	AVG
1	BNG NORTH	1542	72.30	74.42	73.36	79.26	84.17	81.71	68.92	73.44	71.18	73.97	76.10	75.04	72.65	74.94	73.80	77.22	85.83	81.53
2	BNG SOUTH	424	74.98	76.32	75.65	67.78	75.33	71.56	74.17	78.96	76.56	65.44	73.16	69.30	70.53	74.93	72.73	56.67		28.33
3	BELLARY	37	83.61	81.67	82.64				82.50	80.00	81.25	86.67	83.06	84.86	84.02	82.00	83.01		76.67	38.33
4	CHAMARAJNAGAR	148	85.90	85.46	85.68	88.33	90.83	89.58	85.00	78.69	81.84	82.16	88.58	85.37	83.80	83.40	83.60	81.67		40.83
5	CHIKKAMAGALORE	41	81.28	76.67	78.97	83.33	90.00	86.67	83.33		41.67	70.00	89.33	79.67	77.41	82.14	79.78			0.00
6	CHITRADURGA	30	38.33	78.33	58.33				88.33		44.17	59.36	68.45	63.91	59.89	69.11	64.50	43.33		21.67
7	DAVANAGERE	13	31.67	38.89	35.28						0.00				28.15	29.17	28.66	26.67		13.33
8	DHARWAD	7	80.00	86.00	83.00				78.33		39.17				79.17	86.00	82.58			
9	HASSAN	1		76.67	38.33										76.67	38.33				
10	KODAGU	71	90.47	89.17	89.82		86.67	43.33				89.26	88.15	88.70	90.15	88.78	89.47			
11	KOLAR	335	66.86	70.48	68.67	36.67	0.00	18.33	61.67	76.17	68.92	63.61	83.33	73.47	66.06	71.35	68.71	84.17	0.00	42.08
12	SHIMOGA	81	77.50	82.71	80.10	0.00	100.00	50.00	89.67	87.78	88.72	82.98	85.36	84.17	81.84	84.88	83.36	0.00	90.00	45.00
	<b>TOTAL</b>	<b>2730</b>	<b>72.74</b>	<b>75.35</b>		<b>73.61</b>	<b>83.85</b>		<b>0.00</b>	<b>76.44</b>		<b>73.03</b>	<b>77.00</b>		<b>72.62</b>	<b>75.66</b>		<b>55.30</b>	<b>85.00</b>	<b>70.15</b>

**DISTRICT WISE/MEDIUMWISE/CLASS WISE/CATEGORYWISE ACHIEVEMENT (CLASS - 7)  
(TELUGU MEDIUM)**

SL NO	DNAME	Studnts	SC			ST			Minority			Others			All			CSN		
			Boys	Girls	AVG	Boys	Girls	AVG	Boys	Girls	AVG	Boys	Girls	AVG	Boys	Girls	AVG	Boys	Girls	AVG
1	BNGRURAL	45	0.00	0.00	0.00	0.00	0.00	0.00	73.33	0.00	36.67	71.28	76.57	73.93	71.36	76.57	73.97			
2	BNG NORTH	213	66.92	69.66	68.29	70.00	64.44	67.22	79.17	90.00	84.58	66.17	73.97	70.07	66.98	72.07	69.52			
3	BNG SOUTH	76	74.42	74.33	74.38	0.00	0.00	0.00	40.00	0.00	20.00	76.83	76.67	76.75	74.12	74.72	74.42			
4	BELLARY	340	83.38	81.79	82.59	72.75	68.81	70.78	71.37	79.31	75.34	75.28	78.44	76.86	76.12	76.50	76.31	63.33	75.00	69.17
5	DHARWAD	89	80.91	57.16	69.03	86.67		43.33	91.67	0.00	45.83	80.28	50.95	65.62	81.10	54.76	67.93			
6	GADAG	7	65.56	63.33	64.44	0.00		0.00	56.67	63.33	60.00	0.00	0.00	0.00	63.33	63.33	63.33			
7	GULBARGA	94	35.08	44.92	40.00	0.00		0.00	36.88	0.00	18.44	36.44	48.25	42.35	35.93	46.59	41.26			
8	KOLAR	8	83.33	83.33	83.33	0.00	0.00	0.00	0.00	0.00	0.00	0.00	0.00	0.00	83.33	83.33	83.33			
9	KOPPAL	158	63.10	52.36	57.73	53.67	78.33	66.00	54.58	28.33	41.46	62.05	67.17	64.61	60.96	65.15	63.06			
10	RAICHUR	62	91.25	0.00	45.63	96.67		48.33	85.00	73.33	79.17	87.46	91.25	89.35	88.21	89.26	88.73			
11	SHIMOGA	2	95.00	93.33	94.17	0.00		0.00	0.00	0.00	0.00	0.00	0.00	0.00	95.00	93.33	94.17			
12	YADGIR	10	0.00	0.00	0.00	0.00	76.67	38.33	0.00	78.33	39.17	83.61	80.83	82.22	83.61	79.17	81.39			
	<b>TOTAL</b>	<b>1104</b>	<b>71.12</b>	<b>67.49</b>		<b>71.56</b>	<b>69.84</b>		<b>0.00</b>	<b>70.15</b>		<b>69.21</b>	<b>73.61</b>		<b>69.27</b>	<b>70.67</b>		<b>63.33</b>	<b>75.00</b>	

KSQAO 2008-09

Karnataka School Quality Assessment Organisation, KSEEB, 6th Cross, Malleshwaram, Bangalore-560 003

K-6

**SUMMARY OF STATE ACHIEVEMENT**  
**YOUR STATE LEARNING OUTCOME INCLUDING ABSENT**  
**STATE LEARNING ACHIEVEMENT**

76.59
73.58
78.60

5th

STATE CODE	29	
MEDIUM	KANNADA	
No. of Schools Assessed	5 th	38302

Class 5	690575
Students Enrolled	690575
CSN Students	9002

STATE	KARNATAKA
BLOCK	202
No. of Clusters	2442

Subject	Students Attended	Achievement	Competency / Learning Outcome																														Total	Average	
			A' Series - No. of Students Attended 239336										B' Series - No. of Students Attended 217769										C' Series - No. of Students Attended 205132												
			1	2	3	4	5	6	7	8	9	10	1	2	3	4	5	6	7	8	9	10	1	2	3	4	5	6	7	8	9	10			
First Language	662237	C	195884	160517	224039	204064	216313	158953	197312	199828	184418	211594	185532	138764	183234	183909	182394	138859	165806	187846	179662	198199	147117	164587	158270	139991	172296	162546	155272	170910	149156	181554	5308326	80.06	
			W	28056	49086	11022	24965	17319	34155	32705	24164	33524	20917	20634	34133	28516	22446	26977	42318	30545	20099	21400	14471	34929	28615	32439	37739	22631	28539	27007	22908	29223			18004
			N	15396	29733	4275	10307	5704	36228	9319	15344	21394	6825	11603	44872	6019	11414	8398	36892	21418	9824	16707	5099	23086	11530	14423	27402	10205	13947	22843	12214	26763			5574
			%	81.84	87.07	93.61	85.26	90.38	70.59	82.44	83.49	77.05	88.41	85.20	63.72	84.14	84.45	83.76	63.76	76.14	86.26	82.50	91.01	71.72	80.43	77.16	68.24	83.99	79.24	75.69	82.88	72.71			88.51
Second Language	662237	C	227036	211862	228871	206692	208773	206419	183864	166599	212689	207946	205249	208749	184517	190153	181495	194457	171870	180080	171389	183267	196188	171057	192481	184653	140816	166400	168500	167921	158167	155881	5642841	85.13	
			W	8620	22632	4090	25878	23388	25656	44837	56610	19549	22808	9264	4452	16189	21718	28073	16922	32125	29711	37496	26243	4785	28234	8442	15488	50722	30356	26891	28871	36940			37309
			N	3680	4842	6375	6756	7175	7261	10635	14127	7098	8582	3256	4568	17063	5838	8201	5390	7774	7978	8884	8259	4159	5841	4209	5011	13594	8136	7751	8340	10025			12142
			%	84.86	88.52	85.63	86.36	87.23	86.25	76.82	70.44	88.87	86.88	94.25	95.86	84.73	87.37	83.34	89.75	81.68	82.69	78.70	84.16	85.64	83.39	93.83	90.02	68.65	81.12	82.14	81.86	77.10			75.89
Part - B	662237	C	212083	188799	196038	214209	201512	202817	216461	187593	206051	204130	198198	173331	198106	200634	148753	178845	200211	174807	188785	194539	180145	186715	184909	185814	113173	143862	181631	166214	180866	174525	5584436	84.28	
			W	17104	36008	30409	11727	20723	13213	16382	38212	22979	21444	12306	28725	10903	9245	36404	17959	12145	31877	20861	15275	14993	8696	9230	8237	34999	25006	16514	28464	17963			18811
			N	10149	14529	12889	13400	17101	23206	6493	13531	10306	13762	7265	15713	8760	7890	32612	21165	5413	11485	8143	7955	9994	9721	10993	10081	56960	36264	6987	10454	6403			11796
			%	88.61	78.88	81.91	89.50	84.20	84.78	90.44	78.38	85.09	85.29	91.01	79.59	90.97	92.13	68.31	82.03	91.94	80.18	86.68	89.33	87.82	91.02	90.14	91.07	55.17	70.13	88.54	81.03	88.17			85.08
Maths	861087	C	217372	208790	200560	187363	196768	166060	208924	100773	195602	142811	201765	166357	175443	173429	136835	157472	180543	163690	155046	113604	176701	177161	179336	164000	139454	170084	168231	109194	117274	103888	4960530	75.02	
			W	19977	22570	35311	48090	36627	47505	22520	113068	27605	53991	9831	34999	26233	28550	63282	45477	24221	31024	35255	54493	21744	18739	17245	31939	42619	25675	23147	68667	53683			51833
			N	5869	11858	7347	7765	9823	29653	11774	29377	20011	46416	3594	13834	13514	13211	15073	17241	10426	14476	24889	47093	4234	6779	6098	6740	20606	6920	11301	24828	31722			46958
			%	89.37	85.84	82.46	77.04	80.90	68.28	85.90	41.43	80.42	58.72	93.76	77.31	81.53	80.59	63.59	73.18	83.90	78.86	72.05	52.79	87.18	87.41	88.48	80.92	68.81	83.92	83.00	53.88	57.86			51.26
Science	861087	C	221815	172631	141728	198680	164729	192651	213117	175509	198450	203249	162504	167717	150285	197350	194077	145028	175856	139728	174796	179297	171159	160436	174269	100783	181637	171597	168560	166899	182363	154693	5201593	78.77	
			W	12190	42634	42266	28225	41737	28886	19242	44248	24940	24974	42538	34763	33132	10698	12833	34434	26413	34837	27845	22143	23811	28815	16138	34311	10151	17361	16332	20964	10704			25840
			N	9213	27953	59224	16313	36752	21681	10859	23461	19828	14955	10148	12710	31773	7142	8280	35728	12921	40625	12549	13750	7709	12428	12272	67585	10891	13721	17787	14816	9612			22140
			%	91.20	70.98	58.27	81.69	67.73	79.21	87.62	72.16	81.59	83.57	75.52	77.94	69.84	91.71	90.19	67.40	81.72	64.93	81.23	83.32	84.45	79.16	85.98	49.73	89.62	84.66	83.17	82.35	89.98			76.32
Social Science	861087	C	190045	204700	182402	149001	178569	183295	156853	150925	134340	189334	177245	157418	198141	166331	172398	127622	114889	113670	124416	102400	160304	144176	173013	133433	129677	120069	128341	110420	105516	148547	4527070	68.33	
			W	44573	29862	48166	46391	34703	29794	40016	44804	48273	29307	29082	49676	8796	31522	23221	45755	42133	41969	33090	36100	33020	49667	17702	32336	32505	37638	30726	34797	32519			27071
			N	8600	8656	12650	47826	29946	30129	37349	47489	60605	24577	8863	6096	8253	26737	19571	41813	58188	59551	58784	78090	9355	8836	11964	36510	40497	44572	43612	57167	64844			27061
			%	78.14	84.16	75.00	61.26	73.42	75.36	68.19	62.05	55.23	77.85	82.37	73.15	92.08	72.93	80.11	59.31	53.38	52.82	57.82	47.59	79.09	71.14	85.36	65.83	63.98	59.24	63.32	54.48	52.06			73.29
			State Average																														73.58		

**SUMMARY OF STATE ACHIEVEMENT  
YOUR STATE LEARNING OUTCOME INCLUDING ABSENT  
STATE LEARNING ACHIEVEMENT**

76.59
73.58
74.56

7th

STATE CODE	29
MEDIUM	KANNADA
No. of Schools Assessed	7 th 20398

Class 7	680089
Students Enrolled	8269
CSN Students	

STATE	KARNATAKA
BLOCK	202
No. of Clusters	2442

Subject	Students Attended	Achie veme	Competency / Learning Outcome																														Total	Average
			A' Series - No. of Students Attended 231191										B' Series - No. of Students Attended 215310										C' Series - No. of Students Attended 208036											
First Language	654537		1	2	3	4	5	6	7	8	9	10	1	2	3	4	5	6	7	8	9	10	1	2	3	4	5	6	7	8	9	10	5240896	80.02
			C	204194	217971	151920	177065	187329	189524	187716	208838	172235	212469	180204	115275	154266	187988	199335	172484	150195	191707	149779	197862	157799	148178	159774	189780	180082	177432	159942	131466	147150		
W	24493	8107	42080	25374	19602	47848	22144	11876	30063	13715	27956	32482	27645	18189	11798	31697	32611	14533	29141	12550	30348	29319	27770	13383	22753	23822	26916	33079	27604	12301				
N	2504	5113	37191	28752	24260	13819	21331	10477	28892	5007	7150	67553	33399	9133	4177	11129	32604	9070	36390	4898	9989	30539	20492	4873	5201	6782	21278	43491	33082	4799				
%	88.32	94.28	65.71	76.59	81.03	73.33	81.20	90.33	74.50	91.93	83.70	53.54	71.85	87.31	92.58	80.11	69.75	89.04	69.56	91.90	80.66	71.23	76.80	91.22	86.56	85.29	76.88	63.19	70.73	91.78				
Second Language	654537		11	12	13	14	15	16	17	18	19	20	11	12	13	14	15	16	17	18	19	20	11	12	13	14	15	16	17	18	19	20	4993689	76.21
			C	195328	211450	199705	200092	203499	125545	184153	178012	166105	154015	154947	160883	176715	161273	168627	184142	150671	169611	153073	151731	172957	170016	165774	152163	134736	161034	122279	163010	146184		
W	30788	14964	23523	22135	18575	82691	14637	40694	51057	55932	25628	42347	29875	43583	30158	20569	30903	35731	48440	46492	28250	30736	30987	44490	37408	21856	42199	34972	49652	36430				
N	5075	4777	7963	8964	8667	21955	32401	12485	14029	21244	34735	12080	8920	10464	19525	10599	33736	10068	13767	17087	6829	7284	11275	11383	35892	25146	43558	10054	12190	14007				
%	84.49	91.46	86.38	86.55	88.22	54.74	79.65	77.00	71.85	66.62	71.96	74.72	82.07	74.90	76.92	85.52	69.08	78.73	71.00	70.47	83.14	81.72	79.69	73.14	64.77	77.41	58.78	78.36	70.27	75.76				
C	211047	211750	204049	157585	179339	151542	208371	205183	205147	211095	199083	105595	178746	102545	152567	151217	198723	185969	191435	190922	154136	166604	188710	169661	153538	159748	190493	178125	186746	184328				
W	13027	10866	18406	82659	21641	28145	15640	19136	18472	12790	9488	99802	27489	101946	22973	19285	12817	21755	17073	14924	46031	32801	11977	31202	20268	16044	12344	22105	15806	14601				
N	7117	8575	8736	10947	30211	51504	7180	6872	7572	7306	6729	9913	9075	10819	39770	44808	5770	7586	6832	9464	7869	8631	7349	7173	34230	32244	5199	7806	5482	9107				
%	91.29	91.59	88.26	59.51	77.57	65.55	90.13	88.75	88.73	91.31	92.46	49.04	83.02	47.63	70.86	70.23	91.37	86.37	88.90	88.67	74.09	80.08	90.71	81.55	73.80	76.79	91.57	85.62	89.77	88.60				
Maths	553793		A' Series - No. of Students Attended 234901										B' Series - No. of Students Attended 212987										C' Series - No. of Students Attended 205905										4643545	70.97
			1	2	3	4	5	6	7	8	9	10	1	2	3	4	5	6	7	8	9	10	1	2	3	4	5	6	7	8	9	10		
C	210330	109004	197283	217689	197251	189526	142741	128561	150335	155504	192513	190395	183788	137302	118878	141539	137423	122929	130714	156539	193845	136503	179856	135477	137005	139662	72827	167109	126649	144338				
W	20982	113969	20547	10967	31910	32490	45179	76188	56862	51589	15979	11562	20709	63944	80637	58023	54296	59900	51485	24660	9628	61660	21320	53616	58202	43158	95776	21756	49248	30650				
N	3589	11928	17071	6345	5740	12885	46981	30152	27704	27748	4495	11060	8490	11741	13472	13425	21268	30158	30788	31788	2432	7752	4729	16612	10698	23085	37302	17040	30008	30917				
%	89.54	46.40	83.99	92.67	83.97	80.68	60.77	54.73	64.00	66.23	90.39	89.38	86.29	64.46	55.81	86.45	64.52	57.72	61.37	73.50	94.14	66.29	87.35	65.80	66.54	67.83	35.37	81.16	61.51	70.10				
Science	553793		11	12	13	14	15	16	17	18	19	20	11	12	13	14	15	16	17	18	19	20	11	12	13	14	15	16	17	18	19	20	4647503	71.09
			C	186387	168277	200367	149788	149166	114457	168256	173119	193308	156155	164564	180993	159388	146195	143155	139154	144319	154685	144809	171171	117301	160415	147483	155196	132743	139050	152564	143519	157400		
W	36327	44080	25111	32979	45874	45864	30084	33242	19344	31606	28763	21729	31872	26284	34669	31219	26588	24832	30302	18455	74966	26513	27136	32061	27939	27445	25694	48378	20901	27180				
N	12187	22544	9423	52134	39861	74580	36961	28540	22249	47140	19660	10265	21727	40508	35164	42614	42080	33490	38076	23361	13638	18977	31286	17648	45223	39410	27547	14008	27604	45486				
%	79.35	71.64	85.30	63.77	63.50	48.73	71.63	73.70	82.29	66.48	77.26	84.98	74.83	68.64	67.21	65.33	67.76	72.62	67.90	80.37	56.97	77.91	71.63	75.86	64.47	67.53	74.14	69.70	76.44	64.71				
C	190744	205570	185890	161342	131546	150462	143757	140776	88787	172664	182651	153480	182751	135465	116477	114587	118145	125795	118235	156969	187258	173748	183598	133018	139896	130585	132122	105596	111240	153959				
W	38412	23669	38334	38581	61741	40415	39709	35330	35806	27497	14275	52862	21423	36760	37232	30547	31879	28305	31055	23956	12951	24863	14283	33741	26149	28659	25811	33880	26359	21840				
N	5745	5662	10677	34978	41614	44024	51435	58795	110308	34740	6061	6645	8143	40762	59278	67853	63013	58867	63697	32062	5696	7494	7924	39146	39860	46661	47972	66429	88306	30106				
%	81.20	87.51	79.14	68.69	56.00	64.05	61.20	59.93	37.80	73.51	90.45	72.06	85.80	63.60	54.69	53.80	55.47	59.06	55.51	73.70	90.94	84.38	89.21	64.60	67.94	63.42	64.17	51.28	54.02	74.77				
State Average															73.58																			

KSQAO 2008-09

Karnataka School Quality Assessment Organisation, KSEEB, 6th Cross, Malleshwaram, Bangalore-560 003

K-6

SUMMARY OF STATE ACHIEVEMENT  
YOUR STATE LEARNING OUTCOME INCLUDING ABSENT  
STATE LEARNING ACHIEVEMENT

81.22
77.57
81.80

5th

STATE CODE	29	
MEDIUM	URDU	
No. of Schools Assessed	5 th	3492

Students Enrolled  
CSN Students

Class 5
56004
468

STATE	KARNATAKA
BLOCK	191
No. of Clusters	1138

Subject	Students Attended	Achievement	Competency / Learning Outcome																														Total	Average		
			A' Series - No. of Students Attended 19528										B' Series - No. of Students Attended 17493										C' Series - No. of Students Attended 16323													
			1	2	3	4	5	6	7	8	9	10	1	2	3	4	5	6	7	8	9	10	1	2	3	4	5	6	7	8	9	10				
First Language	53344	C	17774	18737	17821	17765	18087	14300	14670	17345	15768	17447	16513	13656	14729	12817	16765	12458	12546	15090	8627	15545	15637	15009	15679	13933	13159	14577	9670	13846	7266	14549	441787	82.63		
			W	1182	506	1038	1179	939	2143	1777	948	1026	1465	797	1320	2060	1304	387	2124	1676	1161	1049	1328	535	656	449	1173	1420	845	1508	1127	702			1209	
			N	572	285	649	584	502	3085	3081	1235	2734	616	183	2517	714	3372	341	2811	3269	1242	7817	620	151	658	195	1217	1744	901	5145	1350	8355			565	
			%	91.02	95.95	91.26	90.97	92.62	73.23	75.12	88.82	80.75	89.34	94.40	78.07	84.20	73.27	95.84	71.22	71.73	86.26	49.32	88.86	95.80	91.95	96.05	85.36	80.62	89.30	59.24	84.83	44.51			89.13	
Second Language	53344	C	18174	18072	15137	18071	18066	17463	16671	16888	16408	16050	13418	16088	14988	15923	15803	15598	15085	14745	14160	13708	15561	12143	15089	15040	13767	14375	14135	13626	13843	12963	461058	86.38		
			W	964	1050	1955	769	702	1456	2075	1940	2265	2536	1453	938	1238	1055	803	1320	1771	2044	2496	2725	473	1489	875	869	1731	1353	1593	2039	1784			2438	
			N	390	406	2436	688	760	609	782	700	855	942	2622	467	1267	515	887	575	637	704	837	1060	289	2691	359	414	825	596	595	658	696			922	
			%	93.07	92.54	77.51	92.54	92.51	89.43	85.37	86.48	84.02	82.19	76.70	91.97	85.68	91.02	90.34	89.17	86.23	84.29	80.95	78.36	95.33	74.39	92.44	92.14	84.34	88.07	86.60	83.48	84.81			79.42	
Part - B	53344	C	18072	16201	14697	17571	14528	15519	17668	15813	17090	17041	16743	13960	14199	16512	11903	13269	15916	15379	15209	15592	15092	14402	15029	13901	8599	11740	14571	14171	14466	14214	449067	84.17		
			W	925	2585	3901	990	2716	1270	1230	2651	1661	1479	390	2176	2578	532	1605	1231	1005	1518	1622	1186	789	1257	832	1671	1952	1096	1212	1494	1269			1308	
			N	531	742	930	967	2284	2739	630	1064	777	1008	360	1357	716	449	3985	2993	577	596	662	715	442	864	462	751	5772	3487	540	658	588			801	
			%	92.54	82.96	75.26	89.98	74.40	79.47	90.48	80.98	87.52	87.26	95.71	79.80	81.17	94.39	68.04	75.85	90.98	87.92	86.94	89.13	92.46	86.23	92.07	85.16	52.68	71.92	89.27	86.82	88.62			87.08	
Maths	53201	C	18455	18427	16939	16799	16521	14878	17812	9713	16924	10985	16431	14370	14272	15565	13384	14685	14698	14573	13992	8885	14716	14662	15321	11922	12359	15043	14133	10793	9204	10322	426763	80.23		
			W	791	766	2292	2479	2461	2067	1140	7141	1298	3755	301	1725	1864	1113	2699	1878	1868	1652	1579	3487	1155	391	513	3416	2245	791	1210	3658	3569			2388	
			N	533	586	548	501	797	2834	827	2925	1557	5039	533	1170	1129	587	1182	702	699	1040	1694	4913	286	1104	323	819	1553	323	814	1706	3384			3447	
			%	93.31	93.16	85.64	84.93	83.53	75.22	90.06	49.11	85.57	55.54	95.17	83.23	82.66	90.15	77.52	85.06	85.13	84.41	81.04	51.35	91.08	90.75	94.83	73.79	76.49	93.11	87.47	66.80	56.97			63.89	
Science	53201	C	18756	13179	11670	17391	15916	14549	18325	16396	17406	17605	14202	15531	13198	16049	15790	12914	14311	10492	14095	15497	14962	13565	14487	7745	14897	14666	13408	12511	15152	13346	438011	82.39		
			W	522	2267	1949	1238	1578	1822	803	1857	1303	1373	2153	950	1482	733	932	2327	1685	2102	2227	1138	760	1556	798	1527	704	866	1175	2739	481			1054	
			N	501	4333	6160	1150	2285	3408	651	1526	1070	801	910	784	2585	483	543	2024	1269	4671	943	630	415	1038	872	6885	556	635	1574	907	524			1757	
			%	94.83	66.63	59.00	87.93	80.47	73.56	92.65	82.90	88.00	89.01	82.26	89.96	76.44	92.96	91.46	74.80	82.89	60.77	81.64	89.76	92.60	83.96	89.66	47.94	92.20	90.77	82.99	77.43	93.78			82.60	
Social Science	53201	C	16598	18030	16980	12569	14474	16461	14977	13345	12764	16681	15550	13474	16462	14412	13661	10965	9470	10702	12214	10490	12993	14205	14395	11038	12494	11150	11764	9557	8528	13143	399546	74.97		
			W	2536	1224	2036	2011	2285	1402	1737	1611	2067	1444	1180	2784	385	1331	1739	2341	1710	1354	1189	1889	2068	1471	805	1634	1216	1358	1370	1408	1326			1294	
			N	645	525	763	5199	3020	1916	3085	4623	4948	1654	535	1007	418	1522	1865	3959	6285	5209	3682	4886	1096	481	957	3485	2447	3649	3023	5192	6303			1720	
			%	83.92	91.16	85.85	63.55	73.18	83.22	75.72	67.47	64.53	84.34	90.07	78.04	95.35	83.48	79.13	63.51	54.85	61.99	70.74	60.76	80.42	87.92	89.09	68.32	77.33	69.01	72.81	59.15	52.78			81.35	
			State Average																														77.57			

**SUMMARY OF STATE ACHIEVEMENT  
YOUR STATE LEARNING OUTCOME INCLUDING ABSENT  
STATE LEARNING ACHIEVEMENT**

81.22
77.57
80.56

7th

STATE CODE	29	
MEDIUM	URDU	
No. of Schools Assessed	7 th	1759

Students Enrolled  
CSN Students

Class 7	48488
	401

STATE	KARNATAKA
BLOCK	191
No. of Clusters	1138

Subject	Students Attended	Achievement	Competency / Learning Outcome																														Total	Average
			A' Series - No. of Students Attended 16768										B' Series - No. of Students Attended 15114										C' Series - No. of Students Attended 14571											
			1	2	3	4	5	6	7	8	9	10	1	2	3	4	5	6	7	8	9	10	1	2	3	4	5	6	7	8	9	10		
First Language	46453		16231	14569	15188	13489	14833	15018	10661	13409	12748	15008	13860	13154	12203	13401	14469	13615	11471	13548	8147	13637	13960	13075	13424	13216	10267	12026	12350	13307	8009	13154	391437	84.27
		C	365	930	868	1104	1253	1060	2606	1090	938	1183	810	1158	1382	1006	432	939	1097	691	887	1044	473	1322	797	873	1672	1296	1377	621	1171	974		
		W	172	1279	712	2175	682	690	3501	2269	3082	577	444	802	1529	707	213	560	2546	875	6080	433	138	174	350	482	2632	1249	844	643	5391	443		
		N	96.80	86.83	90.58	80.44	88.46	89.56	63.58	79.97	76.03	89.50	91.70	87.03	80.74	88.67	95.73	90.08	75.90	89.64	53.90	90.23	95.81	89.73	92.13	90.70	70.46	82.53	84.76	91.33	54.97	90.28		
Second Language	46453		11	12	13	14	15	16	17	18	19	20	11	12	13	14	15	16	17	18	19	20	11	12	13	14	15	16	17	18	19	20	395287	85.11
		C	16228	15114	15651	15415	11942	13869	13547	12527	14226	13799	13965	14310	14365	13783	12201	11655	11322	11161	12565	12341	13873	13603	13426	13440	13283	11852	10648	10685	12447	12044		
		W	327	1336	778	747	2562	1517	1566	1930	1751	2145	920	575	515	867	1692	1521	1961	1541	1753	1964	477	689	893	773	884	1464	1771	1719	1510	1782		
		N	213	318	339	606	2264	1382	1655	2311	791	824	229	229	234	464	1221	1938	1831	2412	796	789	221	279	252	358	404	1255	2152	2167	614	745		
Part - B	46453		96.78	90.14	93.34	91.93	71.22	82.71	80.79	74.71	84.84	82.29	92.40	94.68	95.04	91.19	80.73	77.11	74.91	73.85	83.13	81.65	95.21	93.38	92.14	92.24	81.16	81.34	73.08	73.33	85.42	82.66	379413	81.61
		C	15035	14744	14703	14284	10843	10719	14946	14580	14771	15050	14078	10203	13051	10641	10686	9212	13614	13099	13310	13608	11234	10973	13578	11908	10000	8728	13196	12604	13050	12965		
		W	1213	1407	1519	1803	2479	1272	1111	1451	1259	938	592	4056	1439	3793	1219	1020	998	1396	1248	909	2833	2899	572	1865	1089	1472	893	1379	1041	938		
		N	520	617	546	681	3446	4777	711	737	738	780	444	855	624	680	3209	4882	502	619	556	597	504	699	421	798	3482	4371	482	588	480	668		
Maths	46543		21	22	23	24	25	26	27	28	29	30	21	22	23	24	25	26	27	28	29	30	21	22	23	24	25	26	27	28	29	30	367752	79.35
		C	15858	11647	15709	15903	15514	14110	10192	10798	13083	10890	14501	13628	14292	11223	9648	10741	10866	10720	10703	13042	14032	11922	13628	12241	10043	11399	6247	12819	10582	11771		
		W	747	4586	628	432	1010	1468	2211	4094	2364	3376	357	769	470	2948	4457	3387	2601	2554	2424	790	247	2179	585	1674	3572	1895	5804	790	2068	1017		
		N	237	609	505	507	318	1264	4439	1950	1396	2576	211	672	307	898	964	941	1602	1795	1942	1237	153	331	219	517	817	1338	2581	823	1782	1644		
Science	46343		94.16	69.15	93.27	94.42	82.11	83.78	60.52	64.11	77.68	64.66	96.23	90.44	94.84	74.48	64.03	71.28	72.11	71.14	71.03	86.55	97.23	82.61	94.43	84.82	69.59	78.98	43.29	88.82	73.32	81.56	359663	77.57
		C	14986	13019	14065	11250	11246	10901	13906	14248	15292	11603	12668	14192	12749	10761	10814	11061	11939	12506	11853	13450	11655	12735	8146	12121	9002	5852	12041	12714	12068	10820		
		W	1132	1931	1699	1759	3370	1640	1180	1131	692	1389	961	449	1259	1371	1507	1164	1070	932	1830	806	1977	877	1292	927	1561	1995	795	1153	807	912		
		N	724	1892	1078	3833	2226	4301	1756	1463	858	3850	1440	428	1061	2937	2748	2844	2060	1631	1386	1013	800	820	4994	1384	3869	6585	1596	565	1557	2700		
Social Science	46343		88.98	77.30	83.51	66.80	66.77	64.73	82.57	84.60	90.80	68.86	84.07	94.18	84.60	71.41	71.76	73.40	79.23	82.99	78.66	89.26	80.76	88.24	56.44	83.99	62.38	40.55	83.43	88.10	83.62	74.97	349580	75.43
		C	15045	15612	14863	13099	11767	13139	11280	11912	8726	13009	13865	13452	14359	12129	10782	4654	9905	6577	11773	12532	13544	13188	13767	9584	8217	11070	10823	9103	10904	11100		
		W	1370	861	1544	1558	2275	1545	1482	1273	1436	1459	874	1305	379	1040	1226	1359	880	1018	1000	867	498	877	329	1122	1080	1032	844	1169	792	1237		
		N	427	389	635	2185	2800	2158	4080	3657	6680	2374	330	312	331	1900	3061	9056	4284	7474	2296	1670	390	367	336	3726	5155	2330	2786	4160	2736	2095		
			State Average																														77.57	

KSQAO 2008-09

Karnataka School Quality Assessment Organisation, KSEEB, 6th Cross, Malleshwaram, Bangalore-560 003

K-6

SUMMARY OF STATE ACHIEVEMENT  
YOUR STATE LEARNING OUTCOME INCLUDING ABSENT  
STATE LEARNING ACHIEVEMENT

78.63
76.61
79.68

5th

STATE CODE	29	
MEDIUM	MARATHI	
No. of Schools Assessed	5 th	914

Class 5	17911
Students Enrolled	
CSN Students	110

STATE	KARNATAKA
BLOCK	29
No. of Clusters	150

Subject	Students Attended	Achievement	Competency / Learning Outcome																														Total	Average	
			A' Series - No. of Students Attended 6321										B' Series - No. of Students Attended 5678										C' Series - No. of Students Attended 5411												
			1	2	3	4	5	6	7	8	9	10	1	2	3	4	5	6	7	8	9	10	1	2	3	4	5	6	7	8	9	10			
First Language	17410	C	5356	5262	5474	5507	3889	5522	5274	4924	5321	5720	4841	5001	5200	4572	5097	5112	4626	4739	4658	5135	4368	4853	4248	4387	4612	4274	4961	4218	4587	4892	146430	84.15	
			W	694	854	647	477	2043	542	805	962	373	397	516	363	312	627	411	374	722	441	471	367	688	513	824	725	569	595	282	580	285			333
			N	271	205	200	337	389	257	242	435	627	204	321	314	166	479	170	192	330	498	549	176	355	245	339	299	230	542	168	613	539			186
			%	84.73	83.25	86.60	87.12	61.53	87.36	83.44	77.90	84.18	90.49	85.26	88.08	91.58	80.52	89.77	90.03	81.47	83.46	82.04	90.44	80.72	85.99	79.51	81.08	85.23	78.99	91.68	77.95	84.77			90.41
Second Language	17410	C	5608	5680	4663	5739	5623	5601	5286	5284	5125	5028	4048	4998	4554	4788	4940	4996	4781	4541	4491	4251	4845	3791	4767	4631	4288	4695	4594	4412	4371	4151	144771	83.06	
			W	557	457	726	282	208	489	747	774	917	971	620	428	539	670	386	471	643	820	921	1063	427	717	429	580	794	476	587	743	763			928
			N	156	184	932	300	290	231	288	263	279	322	1010	252	585	220	352	211	254	317	268	364	139	903	215	200	329	239	230	256	277			332
			%	88.72	89.86	73.77	90.79	92.12	88.61	83.63	83.59	81.08	79.54	71.29	88.02	80.20	84.33	87.00	87.99	84.20	79.98	79.09	74.87	89.54	70.06	88.10	85.58	79.25	86.79	84.90	81.54	80.78			76.71
Part - B	17410	C	5760	5147	5126	5743	5203	5583	5677	5071	5521	5257	5216	4492	5204	5288	4327	4468	5141	4678	4932	4990	4902	4818	4918	4530	2948	4385	4749	4439	4700	4525	147738	84.80	
			W	363	843	941	256	709	289	433	911	562	692	281	753	253	188	719	509	362	702	513	438	282	315	295	558	830	371	421	695	490			577
			N	198	331	254	322	409	449	211	339	238	372	181	433	221	202	632	701	175	298	233	252	227	278	198	323	1633	655	241	277	221			309
			%	91.12	81.43	81.09	90.86	82.31	88.32	89.81	80.22	87.34	83.17	91.86	79.11	91.65	93.13	76.21	78.69	90.54	82.39	86.86	87.88	90.59	89.04	90.89	83.72	54.48	81.04	87.77	82.04	86.86			83.63
Maths	17393	C	5815	5433	5466	5391	5395	4618	5691	2519	5382	4020	5329	4515	4953	4611	4218	4614	3871	4689	4482	2970	4802	4393	4919	4541	4025	4727	4692	3318	3498	2890	135787	78.07	
			W	310	641	776	878	776	923	465	3264	631	1283	154	697	417	733	1088	772	1164	641	654	1432	433	663	329	649	886	488	435	1588	1175			1103
			N	280	311	143	116	214	844	229	602	372	1082	157	428	270	286	334	254	805	310	504	1238	133	312	120	178	457	153	241	462	695			1375
			%	91.07	85.09	85.61	84.43	84.49	72.33	89.13	39.45	84.29	62.96	94.49	80.05	87.82	81.76	74.79	81.81	68.63	83.14	79.47	52.66	89.46	81.84	91.64	84.59	74.98	88.06	87.41	61.81	65.16			53.84
Science	17393	C	5869	3871	3921	4670	4994	5095	5776	3302	5716	5659	4217	5014	4396	5106	5096	3841	4806	3233	4050	4301	4350	3252	4811	3204	4761	3718	4323	3792	4902	4446	134492	77.36	
			W	299	1163	854	1118	739	675	347	2291	243	387	973	323	564	332	323	982	416	1084	1159	1005	678	1536	290	695	284	1182	599	1113	207			484
			N	217	1351	1610	597	652	615	262	792	426	339	450	303	680	202	221	817	418	1323	431	334	340	580	267	1488	323	468	446	463	259			438
			%	91.92	60.63	61.41	73.14	78.21	79.80	90.46	51.71	89.52	88.63	74.77	88.90	77.94	90.53	90.35	68.10	85.21	57.32	71.81	76.26	81.04	60.68	89.62	59.69	88.69	69.26	80.53	70.64	91.32			82.82
Social Science	17393	C	4490	5173	5003	3810	5010	5134	5024	4311	4098	5153	4187	3475	5177	4407	3925	3415	2514	3708	3929	3108	4406	3630	4203	3818	4103	3880	3788	3167	3086	3909	123119	70.65	
			W	1486	973	1025	1078	846	537	687	741	891	615	1013	1803	222	663	782	1065	932	743	586	804	639	1443	724	582	460	550	466	611	539			690
			N	409	239	357	1497	729	714	694	1333	1396	617	440	362	241	570	933	1160	2094	1189	1125	1728	323	295	441	968	805	968	1114	1590	1743			769
			%	70.32	81.02	78.36	59.67	78.47	80.41	78.68	67.52	64.18	80.70	74.24	61.61	91.79	78.14	69.59	60.55	46.35	65.74	69.66	55.11	82.08	67.62	78.30	71.13	76.43	71.91	70.53	59.00	57.49			72.82
			State Average																														76.61		



SUMMARY OF STATE ACHIEVEMENT  
YOUR STATE LEARNING OUTCOME INCLUDING ABSENT  
STATE LEARNING ACHIEVEMENT

78.63
76.61
77.67

STATE CODE	29	
MEDIUM	MARATHI	
No. of Schools Assessed	7 th	594

Class 7	
Students Enrolled	19566
CSN Students	92

7th

STATE	KARNATAKA
BLOCK	29
No. of Clusters	150

Subject	Students Attended	Achive veme	Competency / Learning Outcome																														Total	Average		
			A' Series - No. of Students Attended 6811										B' Series - No. of Students Attended 6228										C' Series - No. of Students Attended 6065													
			1	2	3	4	5	6	7	8	9	10	1	2	3	4	5	6	7	8	9	10	1	2	3	4	5	6	7	8	9	10				
First Language	19104	C	4877	5503	6050	6131	4368	6356	6245	6113	5663	6167	5713	5053	5337	4422	5938	4763	5364	5159	5323	5687	5065	5541	4765	5619	5343	5575	4926	4847	5081	5589	162583	85.14		
			W	1602	524	405	508	2063	289	264	378	426	437	397	776	533	1256	174	1187	570	763	410	379	795	346	704	286	579	353	526	838	477			315	
			N	332	784	358	172	380	166	302	320	722	207	118	399	358	551	116	278	294	306	495	162	205	178	596	160	143	137	613	380	507			161	
			%	71.60	80.80	88.83	90.02	64.13	93.32	91.69	89.75	83.14	90.54	91.73	81.13	85.69	71.00	95.34	76.48	86.13	82.84	85.47	91.31	83.51	91.36	78.57	92.65	88.10	91.92	81.22	79.92	83.78			92.15	
Second Language	19104	C	6536	6101	6155	6190	4736	5274	5220	4702	5515	5405	5618	5624	5815	5563	4562	4463	4395	4213	4897	4927	5657	5418	5480	5367	5291	4776	3636	3904	4881	4867	155378	81.31		
			W	188	551	454	375	975	814	833	993	893	1063	503	475	273	523	906	727	943	808	925	979	316	461	433	460	555	805	958	890	859			862	
			N	87	159	202	246	1100	723	758	1116	403	343	107	129	140	152	760	1038	890	1207	406	322	92	186	152	238	219	484	1271	1271	325			336	
			%	95.86	89.58	90.37	90.88	69.53	77.43	76.64	69.04	80.97	79.36	90.21	90.30	93.37	89.16	73.25	71.66	70.67	67.65	78.63	79.11	93.27	89.33	90.35	88.49	87.24	78.75	63.25	64.37	80.48			80.25	
Part - B	19104	C	6290	6218	6128	5036	4683	4724	6036	5947	5962	6114	5684	3330	5287	3036	4955	4731	5641	5346	5492	5488	4729	4392	4886	4720	4902	4299	5474	5147	5443	5318	155448	81.29		
			W	282	342	381	1409	1479	904	479	596	540	386	305	2558	670	2856	569	445	381	609	492	438	1109	1339	912	1129	555	709	357	605	413			433	
			N	239	251	302	366	649	1483	286	268	309	311	229	340	271	336	704	1062	206	273	244	302	227	334	267	216	608	1057	234	313	209			314	
			%	92.35	91.29	89.97	73.94	68.76	69.36	68.62	87.31	87.53	89.77	91.43	53.47	84.89	46.75	79.56	75.96	90.57	85.84	88.18	88.12	77.97	72.42	80.56	77.82	80.82	70.88	90.26	84.86	89.74			87.68	
1	19058	C	6333	3718	6154	6500	6089	4359	4054	4750	5134	4664	5743	5475	5298	4182	4044	4339	4635	4379	3967	5134	5723	4292	5331	4501	4098	4650	2483	5169	4184	4789	144171	75.68		
			W	421	2869	438	227	625	1281	1062	1525	1186	1482	291	376	566	1596	1840	1470	1040	1131	1147	454	160	1478	519	1120	1582	585	2583	453	1123			542	
			N	155	322	317	182	195	1269	1793	634	589	763	128	311	298	384	278	353	467	652	1048	574	104	217	137	366	307	652	921	365	680			656	
			%	91.66	53.81	89.07	94.08	88.13	63.09	58.68	68.75	74.31	67.5	93.20	88.85	85.98	67.87	65.63	70.42	75.22	71.06	64.38	83.32	95.59	71.69	89.04	75.18	68.45	77.67	41.47	86.34	69.88			79.99	
Science	19058	C	5459	4595	5703	4203	3796	4483	5379	5797	5940	4957	4390	5502	4938	3900	3160	4431	4798	4895	4046	5176	3307	4813	4641	4280	3459	4367	4955	4598	5038	4166	139174	73.03		
			W	960	1546	810	1041	1531	992	677	605	464	210	772	421	640	909	795	697	467	482	1120	376	2124	664	468	994	877	596	454	952	375			605	
			N	490	768	396	1565	1582	1434	853	507	505	1242	1000	239	584	1353	2207	1034	897	785	994	610	556	510	858	713	1651	1024	578	437	574			1216	
			%	79.01	66.51	82.54	60.83	54.94	64.89	77.85	83.91	85.97	71.75	71.24	89.29	80.14	63.29	51.28	71.91	77.86	79.44	65.69	84.00	55.24	80.39	77.52	71.49	57.78	72.94	82.76	76.80	84.15			69.58	
Social Science	19058	C	4517	5773	5941	5131	3965	4315	3393	4603	3295	4618	5529	4584	5599	4140	4141	1751	4093	2992	4459	4883	5368	5168	5402	4470	3605	4293	3721	3636	4218	4651	132252	69.58		
			W	1920	895	721	785	1420	1054	903	724	702	984	424	1388	330	897	732	709	595	630	566	538	336	559	330	663	520	559	561	753	557			560	
			N	472	241	247	983	1524	1540	2613	1582	2912	1307	209	190	233	1125	1289	3702	1474	2540	1137	741	283	262	255	854	1862	1135	1705	1598	1212			776	
			%	65.38	83.56	85.99	74.27	57.39	62.45	49.11	86.62	47.69	66.84	89.73	74.39	90.86	67.19	67.20	28.42	66.42	48.56	72.36	79.24	89.66	86.29	90.23	74.66	60.21	71.71	62.15	80.73	70.45			77.68	
			State Average																														76.61			

KSQAO 2008-09

Karnataka School Quality Assessment Organisation, KSEEB, 6th Cross, Malleshwaram, Bangalore-560 003

K-6

**SUMMARY OF STATE ACHIEVEMENT  
YOUR STATE LEARNING OUTCOME INCLUDING ABSENT  
STATE LEARNING ACHIEVEMENT**

80.48
75.11
82.04

5th

STATE CODE	29	
MEDIUM	TAMIL	
No. of Schools Assessed	5 th	127

Students Enrolled  
CSN Students

Class 5
2537
21

STATE	KARNATAKA
BLOCK	27
No. of Clusters	70

Subject	Students Attended	Achievement	Competency / Learning Outcome																														Total	Average		
			A' Series - No. of Students Attended 898										B' Series - No. of Students Attended 744										C' Series - No. of Students Attended 710													
			1	2	3	4	5	6	7	8	9	10	1	2	3	4	5	6	7	8	9	10	1	2	3	4	5	6	7	8	9	10				
First Language	2352	C	804	786	695	743	726	670	692	628	751	837	562	639	690	700	702	600	572	633	576	681	686	666	654	681	567	461	476	625	520	659	19672	83.79		
			W	61	69	166	101	102	128	93	110	57	44	159	77	48	38	36	77	94	41	71	45	20	41	49	27	88	137	114	32	73			35	
			N	33	43	37	54	70	100	113	160	90	17	23	28	6	6	6	67	78	70	97	18	4	3	7	2	65	112	120	53	117			16	
			%	89.53	87.53	77.39	82.74	80.85	74.61	77.06	69.93	83.63	93.21	75.54	85.89	92.74	94.09	94.35	80.65	76.88	85.08	77.42	91.53	96.62	93.80	92.11	95.92	78.45	64.93	67.04	88.03	73.24			92.82	
Second Language	2352	C	802	791	614	807	830	824	804	843	830	810	415	684	596	648	669	686	665	681	645	598	679	446	649	646	533	658	650	632	859	615	20359	86.43		
			W	81	72	119	55	34	53	66	33	52	55	115	30	65	74	32	55	49	44	81	84	26	85	51	32	126	33	46	55	35			59	
			N	35	35	165	36	34	21	28	22	16	33	214	30	113	22	43	23	30	19	18	62	5	179	10	32	51	19	14	23	16			36	
			%	89.31	88.08	68.37	89.87	92.43	91.76	89.53	93.88	92.43	90.20	55.78	91.94	76.08	87.10	89.92	89.52	89.38	91.53	86.69	80.38	95.63	62.82	91.41	90.99	75.07	92.68	91.55	89.01	92.82			86.62	
Part - B	2352	C	830	806	782	844	770	746	853	828	834	840	713	623	640	705	524	602	711	684	697	704	689	652	674	675	362	503	680	680	652	667	20930	88.85		
			W	45	67	93	23	62	30	25	34	28	24	24	98	94	31	67	56	15	31	29	18	32	43	23	25	115	78	16	28	33			16	
			N	23	25	23	31	66	122	20	36	36	34	7	23	10	8	153	86	18	29	18	22	9	15	13	10	233	129	14	22	25			27	
			%	92.43	89.76	87.08	93.99	85.75	83.07	94.99	92.20	92.87	93.54	95.83	83.74	86.02	94.76	70.43	80.91	95.56	91.94	93.68	94.62	94.23	91.83	94.93	95.07	50.99	70.85	95.77	92.96	91.83			93.94	
Maths	2340	C	895	870	838	767	833	687	874	461	794	489	693	628	635	653	489	557	582	621	566	380	666	505	640	590	542	615	600	472	363	374	18679	79.76		
			W	34	50	75	141	79	92	39	348	89	189	24	79	64	56	186	117	91	73	85	172	10	103	35	72	66	46	54	132	170			108	
			N	6	15	22	27	23	156	22	126	52	257	6	16	24	14	48	49	50	29	72	171	6	74	7	20	74	21	28	78	149			200	
			%	95.72	93.05	89.63	82.03	89.09	73.48	93.48	49.30	84.92	52.30	95.85	86.86	87.83	90.32	67.63	77.04	80.50	85.89	78.28	52.56	97.65	74.05	93.84	86.51	79.47	90.18	87.98	69.21	53.23			54.84	
Science	2340	C	872	656	498	851	730	711	855	774	876	803	616	559	476	689	693	548	573	484	623	674	582	535	609	220	636	596	588	551	629	513	19020	81.23		
			W	47	104	143	37	86	82	51	119	39	78	74	135	78	22	17	122	90	77	87	32	66	115	35	87	24	53	32	108	39			49	
			N	16	175	294	47	119	142	29	42	20	54	33	29	169	12	13	53	60	162	13	17	34	32	38	375	22	33	62	23	14			120	
			%	93.26	70.16	53.26	91.02	78.07	76.04	91.44	82.78	93.69	85.88	85.20	77.32	65.84	95.30	95.85	75.80	79.25	66.94	86.17	93.22	85.34	78.45	89.30	32.26	93.26	87.39	86.22	80.79	92.23			75.22	
Social Science	2340	C	831	855	818	454	745	757	684	603	524	831	625	620	701	550	588	432	268	359	381	543	612	594	627	405	419	426	490	353	315	586	16976	72.20		
			W	89	68	93	139	66	47	82	105	102	68	62	93	10	99	71	129	118	74	69	51	58	74	37	83	111	71	56	67	82			56	
			N	15	12	24	342	124	131	189	227	309	36	36	10	12	74	64	162	337	290	273	129	12	14	18	194	152	185	136	262	285			40	
			%	88.88	91.44	87.49	48.56	79.68	80.96	71.02	64.49	56.04	88.88	86.45	85.75	96.96	76.07	81.33	59.75	37.07	49.65	52.70	75.10	89.74	87.10	91.94	59.38	61.44	62.46	71.85	51.76	46.19			85.92	
			State Average																														75.11			

SUMMARY OF STATE ACHIEVEMENT  
YOUR STATE LEARNING OUTCOME INCLUDING ABSENT  
STATE LEARNING ACHIEVEMENT

80.48
75.11
79.06

7th

STATE CODE	29	
MEDIUM	TAMIL	
No. of Schools Assessed	7 th	100

Students Enrolled	2730
CSN Students	17

Class 7

STATE	KARNATAKA
BLOCK	27
No. of Clusters	70

Subject	Students Attended	Achievement	A' Series - No. of Students Attended 944																														B' Series - No. of Students Attended 820																														C' Series - No. of Students Attended 799																														Total	Average
			1	2	3	4	5	6	7	8	9	10	1	2	3	4	5	6	7	8	9	10	1	2	3	4	5	6	7	8	9	10																																																														
First Language	2563	C	912	754	799	883	721	871	678	760	739	907	712	731	767	653	591	732	665	761	611	786	730	784	688	717	667	656	568	560	571	763	21737	84.79																																																												
		W	25	171	121	29	89	41	123	65	71	29	67	90	36	73	77	22	63	18	76	26	47	7	73	71	68	56	54	56	64	28																																																														
		N	7	19	24	32	134	32	143	119	134	8	41	39	17	94	152	66	92	41	133	8	22	8	38	11	64	87	177	163	164	8																																																														
		%	96.61	79.87	84.64	93.54	76.38	92.27	71.62	80.51	78.28	96.08	86.83	89.15	93.54	79.63	72.07	89.27	81.10	92.80	74.51	95.85	91.36	98.12	86.11	89.74	83.48	82.10	71.09	70.09	71.46	95.49																																																														
Second Language	2563	C	926	838	875	836	462	685	706	591	829	792	717	747	787	695	566	541	530	493	726	695	769	728	741	757	706	508	456	490	704	668	20564	80.26																																																												
		W	10	90	52	56	210	103	99	114	84	129	94	63	22	90	129	156	103	93	71	101	23	56	52	26	71	129	128	91	72	106																																																														
		N	8	16	17	52	272	166	139	239	31	23	9	10	11	35	125	123	187	234	23	24	7	15	6	16	22	162	215	218	23	25																																																														
		%	96.09	88.77	92.69	88.56	48.94	72.56	74.79	62.61	87.82	83.90	87.44	91.10	95.98	84.76	69.02	65.98	64.63	60.12	88.54	84.76	96.25	91.11	92.74	94.74	88.36	63.58	57.07	61.33	88.11	83.60																																																														
Part - B	2563	C	894	851	907	842	724	563	892	880	881	900	784	609	763	742	632	526	765	773	769	782	705	752	762	680	592	667	760	718	761	769	22710	88.63																																																												
		W	31	82	25	84	105	72	27	38	37	31	27	191	44	66	46	36	32	32	28	22	76	29	21	95	43	26	24	56	32	22																																																														
		N	19	11	12	18	115	309	25	26	26	13	9	20	13	12	142	193	23	15	23	16	18	18	16	24	164	106	15	25	6	8																																																														
		%	94.70	90.15	96.08	89.19	76.69	59.64	94.49	93.22	93.33	95.34	95.61	74.27	93.05	90.49	77.07	72.07	93.29	94.27	83.78	95.37	88.24	94.12	95.37	85.11	74.09	83.48	95.12	89.86	95.24	96.25																																																														
Maths	2558	C	915	656	870	890	849	666	532	569	685	659	797	676	784	628	467	599	566	461	610	686	790	635	761	600	575	618	343	711	601	606	19795	77.43																																																												
		W	29	258	49	33	78	107	109	237	132	182	8	102	17	150	283	148	144	175	139	49	6	149	30	144	178	101	256	36	117	88																																																														
		N	6	36	31	27	23	177	309	154	133	109	4	31	8	31	59	62	99	173	60	74	3	15	8	55	46	80	200	52	81	105																																																														
		%	96.32	69.05	91.58	93.68	89.37	70.11	56.00	58.84	72.11	69.37	98.52	83.56	96.91	77.63	57.73	74.04	69.96	56.98	75.40	84.80	98.87	79.47	95.24	75.09	71.96	77.35	42.93	88.99	75.22	75.84																																																														
Science	2558	C	808	690	842	587	724	473	674	713	849	558	605	757	595	616	544	511	558	601	669	656	636	658	601	730	441	510	534	709	624	507	18980	74.28																																																												
		W	108	127	61	102	96	106	72	75	46	113	94	17	75	64	61	75	80	63	50	58	122	39	59	36	113	51	29	42	31	71																																																														
		N	34	133	47	261	130	371	204	162	55	279	110	35	139	129	204	223	171	145	90	95	41	102	139	33	245	238	236	48	144	221																																																														
		%	85.05	72.63	88.63	61.79	76.21	49.79	70.95	75.05	89.37	58.74	74.78	93.57	73.55	76.14	67.24	63.16	68.97	74.29	82.69	81.08	79.60	82.35	75.22	91.36	55.19	63.83	66.83	88.74	78.10	63.45																																																														
Social Science	2558	C	855	697	799	676	606	641	400	591	364	805	759	724	770	488	455	321	381	309	544	676	757	741	727	555	381	433	446	340	486	717	17644	68.93																																																												
		W	62	22	107	81	163	100	111	62	105	38	33	70	17	90	87	63	80	51	57	41	20	32	44	63	97	79	63	88	34	18																																																														
		N	33	31	44	193	181	209	439	297	481	107	17	15	22	231	267	425	348	449	208	92	22	26	28	181	321	287	290	371	279	64																																																														
		%	90.00	94.42	84.11	71.16	63.79	67.47	42.11	62.21	38.32	84.74	93.82	89.49	95.18	60.32	56.24	39.68	47.10	38.20	67.24	83.56	94.74	92.74	90.99	69.46	47.68	54.19	55.82	42.55	60.83	89.74																																																														
			State Average																														75.11																																																													

KSQAO 2008-09

Karnataka School Quality Assessment Organisation, KSEEB, 6th Cross, Malleshwaram, Bangalore-560 003

K-6

**SUMMARY OF STATE ACHIEVEMENT  
YOUR STATE LEARNING OUTCOME INCLUDING ABSENT  
STATE LEARNING ACHIEVEMENT**

78.07
71.68
79.21

5th

STATE CODE	29	
MEDIUM	TELUGU	
No. of Schools Assessed	5 th	81

Students Enrolled  
CSN Students

Class 5	1157
	4

STATE	KARNATAKA
BLOCK	20
No. of Clusters	46

Subject	Students Attended	Achievement	Competency / Learning Outcome																														Total	Average
			A' Series - No. of Students Attended 392										B' Series - No. of Students Attended 352										C' Series - No. of Students Attended 326											
			1	2	3	4	5	6	7	8	9	10	1	2	3	4	5	6	7	8	9	10	1	2	3	4	5	6	7	8	9	10		
First Language	1070	C	360	373	376	337	355	340	287	276	319	362	319	321	337	287	320	261	313	242	315	329	299	275	310	288	124	233	244	236	263	296	8997	83.87
		W	23	17	15	41	16	35	60	58	26	15	19	25	13	46	17	40	29	47	16	11	25	43	14	22	14	20	50	35	12	21		
		N	9	2	1	14	21	17	45	58	47	15	14	6	2	19	15	51	10	63	21	12	2	8	2	16	188	73	32	55	51	9		
		%	91.84	95.15	95.92	85.97	90.56	86.73	73.21	70.41	81.38	92.35	90.63	91.19	95.74	81.53	90.91	74.15	88.92	68.75	89.49	93.47	91.72	84.36	95.09	88.34	38.04	71.47	74.85	72.39	80.67	90.80		
Second Language	1070	C	355	352	275	360	371	359	339	368	357	340	321	319	311	323	333	333	317	315	301	294	309	243	304	310	270	289	300	289	293	267	9438	88.19
		W	24	31	58	25	10	29	42	20	20	39	50	20	19	21	10	13	25	28	34	36	9	32	12	13	42	23	17	28	27	35		
		N	13	9	59	7	11	4	11	4	15	13	60	13	22	8	9	6	10	9	17	22	8	51	10	3	14	14	9	9	6	24		
		%	90.56	89.80	70.15	91.84	94.64	91.58	86.48	93.88	91.07	86.73	68.75	90.63	88.35	91.76	94.60	94.60	90.06	89.49	85.51	83.52	94.79	74.54	93.25	95.09	82.82	88.65	92.02	88.65	89.88	81.90		
Part - B	1070	C	21	22	23	24	25	26	27	28	29	30	21	22	23	24	25	28	27	28	29	30	21	22	23	24	25	26	27	28	29	30	9029	84.32
		W	339	307	321	347	299	332	369	824	356	350	219	261	306	329	228	285	332	287	322	308	286	301	297	268	130	241	298	276	304	287		
		N	37	66	51	25	50	26	18	45	22	26	25	56	40	16	59	37	12	44	21	26	27	14	14	20	51	38	15	36	15	22		
		%	16	19	20	20	43	34	5	23	14	16	8	35	6	7	65	30	8	21	9	18	13	11	15	18	145	47	13	14	7	17		
Maths	1069	C	383	364	357	354	329	300	357	176	292	203	300	280	279	275	221	264	262	266	247	169	275	271	279	246	214	269	259	185	173	162	8011	75.05
		W	19	28	43	45	56	56	33	153	61	80	14	29	27	30	70	42	43	31	38	74	29	27	20	45	41	31	25	87	66	74		
		N	21	31	23	24	38	67	33	94	70	140	20	25	28	29	43	28	29	37	49	91	8	14	13	21	57	12	28	40	73	76		
		%	90.54	86.05	84.40	83.69	77.78	70.92	84.40	41.61	69.03	47.89	89.82	83.83	83.53	82.34	66.17	79.04	78.44	79.64	73.95	50.60	88.14	86.86	89.42	78.85	68.59	86.22	83.01	59.29	55.45	51.92		
Science	1069	C	350	272	221	312	302	325	353	321	341	364	266	266	218	288	299	258	281	213	282	292	258	266	265	98	287	259	233	236	286	231	8243	77.33
		W	34	62	51	54	43	48	41	60	41	35	41	36	36	31	16	31	24	41	26	23	27	26	19	34	6	16	22	47	11	32		
		N	39	89	151	57	78	50	29	42	41	24	27	32	80	15	19	45	29	80	26	19	27	20	28	180	19	37	57	29	15	49		
		%	82.74	64.30	52.25	73.76	71.39	76.83	83.45	75.89	80.61	86.05	79.64	79.64	65.27	86.23	89.52	77.25	84.13	63.77	84.43	87.43	82.69	85.26	84.94	31.41	91.99	83.01	74.68	75.64	91.67	74.04		
Social Science	1069	C	21	22	23	24	25	26	27	28	29	30	21	22	23	24	25	26	27	28	29	30	21	22	23	24	25	26	27	28	29	30	7120	66.52
		W	343	356	341	199	277	303	261	216	200	346	269	297	300	250	270	201	146	140	169	210	251	251	257	185	186	171	193	174	131	227		
		N	42	34	35	63	44	48	46	51	56	38	34	21	11	34	20	51	46	24	35	39	35	37	24	21	29	28	43	35	42	40		
		%	38	33	47	181	102	72	116	156	167	39	31	16	23	50	44	82	142	170	130	85	26	24	31	106	97	113	76	103	139	45		
			State Average																														71.68	

SUMMARY OF STATE ACHIEVEMENT  
YOUR STATE LEARNING OUTCOME INCLUDING ABSENT  
STATE LEARNING ACHIEVEMENT

78.07
71.68
76.86

7th

STATE CODE	29	
MEDIUM	TELUGU	
No. of Schools Assessed	7 th	44

Students Enrolled  
CSN Students

Class 7
1104
2

STATE	KARNATAKA
BLOCK	20
No. of Clusters	46

Subject	Students Attended	Achievement	Competency / Learning Outcome																														Total	Average		
			A' Series - No. of Students Attended 363										B' Series - No. of Students Attended 332										C' Series - No. of Students Attended 311													
			1	2	3	4	5	6	7	8	9	10	1	2	3	4	5	6	7	8	9	10	1	2	3	4	5	6	7	8	9	10				
First Language	1006																																8691	86.44		
		C	324	319	321	334	342	226	278	298	307	344	298	296	279	299	268	293	273	286	283	319	302	302	275	272	260	246	293	197	268	289				
		W	27	32	31	18	10	65	37	22	18	12	31	28	38	29	35	24	33	16	16	11	7	9	28	21	32	25	10	24	15	17				
		N	12	12	11	11	11	72	48	43	38	7	3	8	15	4	29	15	26	30	33	2	2	0	8	18	19	40	8	90	28	5				
%	89.26	87.88	88.43	92.01	94.21	62.26	76.58	82.09	84.57	94.77	89.76	89.16	84.04	90.06	80.72	88.25	82.23	86.14	85.24	96.08	97.11	97.11	88.42	87.46	83.60	79.10	94.21	63.34	86.17	92.93						
Second Language	1006																																8449	83.93		
		C	347	324	327	309	258	288	308	300	325	323	291	287	310	305	253	215	256	233	299	291	292	259	274	292	255	257	192	226	285	268				
		W	5	23	16	34	65	46	29	30	25	24	36	36	8	13	60	69	42	40	21	27	11	35	27	16	43	40	47	42	19	25				
		N	11	16	20	20	40	29	26	33	13	16	5	9	14	14	19	48	34	59	12	14	8	17	10	3	13	14	72	43	7	18				
%	95.59	89.26	90.08	85.12	71.07	79.34	84.85	82.64	89.53	88.98	87.65	86.45	93.37	91.87	76.20	64.76	77.11	70.18	90.06	87.65	93.89	83.28	88.10	93.89	81.99	82.64	61.74	72.67	91.64	86.17						
Part - B	1006																																8461	84.09		
		C	318	327	324	305	261	193	338	337	334	349	290	249	279	251	219	192	316	314	219	312	230	259	275	271	231	201	292	285	296	297				
		W	31	19	28	44	41	36	16	16	21	10	26	67	46	72	48	29	13	14	11	12	61	43	17	33	16	14	12	20	9	11				
		N	14	17	11	14	61	134	9	10	8	4	16	16	7	9	65	111	3	4	5	8	20	9	19	7	64	96	7	6	6	3				
%	87.60	90.08	89.26	84.02	71.90	53.17	93.11	92.84	92.01	96.14	87.35	75.00	84.04	75.60	65.96	57.83	95.18	94.58	95.18	93.98	73.95	83.28	88.42	87.14	74.28	64.63	93.89	91.64	95.18	95.50						
Maths	1004																																7456	74.30		
		C	327	244	311	337	336	282	160	219	274	208	307	300	288	248	198	214	187	219	230	215	292	242	284	269	205	241	138	270	207	205				
		W	21	101	22	18	11	26	64	84	41	69	4	12	17	60	110	77	73	55	45	40	6	50	13	27	70	36	88	16	30	35				
		N	17	20	32	10	19	57	141	62	50	88	17	16	23	20	20	37	68	54	53	73	13	19	14	15	36	34	85	25	74	71				
%	89.59	66.85	85.21	92.33	91.78	77.26	43.84	60.00	75.07	56.99	93.60	91.46	87.80	75.61	60.37	65.24	57.01	66.77	70.12	65.56	93.89	77.81	91.32	86.50	65.92	77.49	44.37	86.82	66.56	65.92						
Science	1004																																6822	68.04		
		C	296	248	276	169	215	157	257	241	296	259	245	273	244	223	187	198	178	244	213	245	228	217	221	221	164	194	205	259	238	201				
		W	31	55	48	43	37	46	39	31	33	39	33	27	32	32	28	44	25	21	38	26	36	34	21	30	43	30	41	34	22	34				
		N	38	62	41	153	113	162	89	93	36	67	50	28	52	73	113	86	115	63	77	57	47	60	69	60	104	87	65	18	51	76				
%	81.10	67.95	75.62	46.30	58.90	43.01	70.41	66.03	81.10	70.96	74.70	83.23	74.39	67.99	57.01	60.37	57.32	74.39	64.94	74.70	73.31	69.77	71.06	71.06	52.73	62.38	65.92	83.28	76.53	64.63						
Social Science	1004																																6471	64.35		
		C	299	323	291	227	212	245	216	219	112	299	271	278	289	177	180	74	157	93	223	292	273	250	265	181	145	168	173	104	173	262				
		W	45	25	46	30	47	51	29	49	28	20	42	41	32	35	35	48	22	29	22	11	17	39	26	20	30	27	23	20	23	10				
		N	21	17	28	108	106	69	120	97	225	46	15	9	7	116	113	206	149	206	83	25	21	22	20	110	136	116	115	187	115	39				
%	81.92	88.49	79.73	62.19	58.08	67.12	59.18	60.00	30.68	81.92	82.62	84.76	88.11	53.96	54.88	22.56	47.87	28.35	67.99	89.02	87.78	80.39	85.21	58.20	46.62	54.02	55.63	33.44	55.63	84.24						
			State Average																														71.68			

**ತರಗತಿವಾರು ಹಾಗೂ ವಿಷಯವಾರು ಕಲಿಕೆಯ ಫಲಗಳು**

**CLASSWISE & SUBJECTWISE LEARNING OUTCOMES**



ತರಗತಿವಾರು ಹಾಗೂ ವಿಷಯವಾರು ಸಾಮರ್ಥ್ಯಗಳು  
CLASSWISE & SUBJECTWISE COMPETENCIES

ಪ್ರಶ್ನೆ ಸಂಖ್ಯೆ

ವಿಷಯ : ಪ್ರಥಮ ಭಾಷೆ - ಕನ್ನಡ

ತರಗತಿ : 5

'ಎ' ಸರಣಿ

1. ಸನ್ನಿವೇಶಗಳನ್ನು ವಿವರಿಸುವರು.
2. ಪಠ್ಯದಲ್ಲನ ಹೇಳಲಾವ ವಿಚಾರಗಳನ್ನು ತಾರ್ಕಿಕವಾಗಿ ಚರ್ಚಿಸಿ ತೀರ್ಮಾನಕ್ಕೆ ಬಂದು ಉತ್ತರಿಸುವರು.
3. ವಿರುದ್ಧಾರ್ಥಕ ಪದಗಳನ್ನು ಗುರುತಿಸಿ ಬರೆಯುವರು.
4. ಪವಗಳನ್ನು ಬಳಸಿ ಸ್ವಂತ ವಾಕ್ಯಗಳಲ್ಲಿ ರಚಿಸುವರು.
5. ವರ್ಣಮಾಲೆಯಲ್ಲಿರುವ ಸ್ವರ, ವ್ಯಂಜನ ಮತ್ತು ಯೋಗವಾಹಕಗಳನ್ನು ಗುರುತಿಸುವರು.
6. ವಾಕ್ಯದಲ್ಲಿರುವ ವವಗಳ ವಚವ ಬದಲಾಯಿಸಿ ಬರೆಯುವರು.
7. ಗುಣ ವಿಶೇಷಗಳನ್ನು ಗುರುತಿಸಿ ಬರೆಯುವರು.
8. ಪಠ್ಯವನ್ನು ಓದಿದ ವಂತರ ಹೇಗೆ? ಎಂಬ ಪ್ರಶ್ನೆಗಳಿಗೆ ಉತ್ತರಿಸುವರು.
9. ಅಪರಿಚಿತ ಸನ್ನಿವೇಶಗಳ ಸಂಭಾಷಣೆಯನ್ನು ಆಲಿಸಿ ಅರ್ಥ ಮಾಡಿಕೊಂಡು ಪ್ರಶ್ನೆಗಳಿಗೆ ಉತ್ತರಿಸುವರು.
10. ಮುದ್ರಿತ ಕಾರ್ಡುಗಳಲ್ಲಿರುವ ಸಂಭಾಷಣೆಯನ್ನು ನಿರರ್ಗಳವಾಗಿ ಓದುವರು.

'ಬಿ' ಸರಣಿ

1. ಸಂವಾದ ಮತ್ತು ಚರ್ಚೆಗಳನ್ನು ಆಲಿಸಿ ಅರ್ಥ ಮಾಡಿಕೊಂಡು ಪ್ರಶ್ನೆಗಳಿಗೆ ಉತ್ತರಿಸುವರು.
2. ಘಟನೆಯನ್ನು ವಿವರಿಸುವರು.
3. ಸಮಾನಾರ್ಥಕ ಪವಗಳನ್ನು ಗುರುತಿಸಿ ಬರೆಯುವರು.
4. ವಾಕ್ಯಗಳಲ್ಲಿ ಸೂಕ್ತ ಲೇಖನ ಚಿಹ್ನೆಗಳನ್ನು ಬಳಸುವರು.

5. ಪದದಲ್ಲಿರುವ ಗುಣಿತಾಕ್ಷರಗಳನ್ನು ಜಡಿಸಿ ಬರೆಯುವರು.
6. ಅನೌಪಚಾರಿತ ಸರಳ ವತ್ರ ಬರೆಯುವರು.
7. ನಾಮಪದ, ಸರ್ವನಾಮ ಪದಗಳನ್ನು ಗುರುತಿಸಿ ಆಯ್ಕೆಮಾಡಿ ಬರೆಯುವರು.
8. ಪಠ್ಯವನ್ನು ಓದಿದ ನಂತರ 'ಆದುದರಿಂದ' ಎಂಬ ಪ್ರಶ್ನೆಗಳಿಗೆ ಉತ್ತರಿಸುವರು.
9. ನಾಟಕವನ್ನು ಆಲಿಸಿಕೊಂಡು ಪ್ರಶ್ನೆಗಳಿಗೆ ಉತ್ತರಿಸುವರು.
10. ಭಿತ್ತಿ ಪತ್ರಗಳನ್ನು ನಿರರ್ಗಳವಾಗಿ ಓದುವರು.

'ಸಿ' ಸರಣಿ

1. ಪಠ್ಯವನ್ನು ಓದಿದ ನಂತರ ಏಕೆ? ಎಂಬ ಪ್ರಶ್ನೆಗಳಿಗೆ ಉತ್ತರಿಸಲು ಸಮರ್ಥರಾಗುವರು.
2. ಸರಿಯಾದ ಕ್ರಮ ಮತ್ತು ಅಂತರದೊಂದಿಗೆ ಸ್ತುಟವಾಗಿ ಬರೆಯುವರು.
3. ಪ್ರಾಸ ಪದಗಳನ್ನು ಗುರುತಿಸಿ ಬರೆಯುವರು.
4. ಸರಳ ಹಾಗೂ ಗೂತ್ತಿರುವ ವಿಷಯಗಳ ಬಗ್ಗೆ ವಿವರಿಸುವರು.
5. ವಿಹಾತಿ ಒತ್ತಕ್ಷರಗಳನ್ನು ಗುರುತಿಸಿ ಬರೆಯುವರು.
6. ಅವ್ಯಲಂಗ ಪದವನ್ನು ಬರೆಯುವರು.
7. ಸ್ವತಂತ್ರವಾಗಿ ಚಿಕ್ಕೆ ಪ್ರಬಂಧಗಳನ್ನು ಬರೆಯುವರು.
8. ಪಠ್ಯವನ್ನು ಓದಿದ ವಂತರ ಹಾಗಾದಿದ್ದಲ್ಲ? ಹಾಗಾದರೆ? ಎಂಬ ಪ್ರಶ್ನೆಗಳಿಗೆ ಉತ್ತರಿಸುವರು.
9. ಕಥೆಯನ್ನು ಧ್ವನಿ ಸುರಳಿಯನ್ನು ಆಲಿಸಿಕೊಂಡು ಅರ್ಥಮಾಡಿಕೊಂಡು ಹಾಗಾದರೆ ಹೇಗೆ? ಹಾಗಾಗಾದಿದ್ದರೆ ಹೇಗೆ? ಎಂಬ ಪ್ರಶ್ನೆಗಳಿಗೆ ಉತ್ತರಿಸುವರು.
10. ಕೈ ಬರಹದ ಬರವಣಿಗೆಯನ್ನು ನಿರರ್ಗಳವಾಗಿ ಓದುವರು.



سوال نمبر صلاحیتوں کی تفصیل صلاحیت کی (10) دستی تحریر کو بہ آسانی پڑھیں گے۔ خواندگی

## B Series

نوعیت

- (1) صحیح ترتیب اور الفاظ کے درمیان مناسب فاصلے کے ساتھ جملے تحریر کریں گے۔  
تحریری
- (2) اضداد کو پہچان کر لکھیں گے۔  
تحریری
- (3) الفاظ کو جملوں میں استعمال کر کے لکھیں گے۔  
تحریری
- (4) املا اور قواعد کا صحیح استعمال کر کے جملوں کی تشکیل کریں گے۔  
تحریری
- (5) جملوں میں تذکیر و تانیث کا استعمال کریں گے۔  
تحریری
- (6) اسباق کو پڑھنے کے بعد کیوں؟ جیسے سوالات کے جواب دینے کے اہل ہوں گے۔  
تحریری
- (7) غیر رسمی آسان خطوط لکھیں گے۔  
تحریری
- (8) سبق پڑھنے کے بعد ”یہاں تک“ ”اب تک“ ”کس طرح“ جیسے سوالات کے جوابات دیں گے۔  
تحریری
- (9) ڈرامہ سن کر سوالات کے جوابات تحریر کریں گے۔  
کئی کئی تحریری
- (1) مترادف الفاظ کی نشاندہی کر کے لکھیں گے۔  
تحریری
- (2) بناوٹ کے لحاظ سے جملوں کے اقسام کی تحریر کریں گے (ضرب المثال) تحریری
- (3) اسم ضمیر اور صفت کی نشاندہی کر کے لکھیں گے۔  
تحریری
- (4) جملوں میں مناسب تحریری علامات (رموز اوقاف) کا استعمال کریں گے۔  
تحریری
- (5) اردو کے رسم الخط۔ املا۔ ترکیب۔ حرفوں کی مختلف ترکیبی صورتوں کو تحریر کریں۔  
تحریری
- (6) آسان اور مانوس عنوانات کے متعلق تفصیلات بیان کریں گے۔  
تحریری
- (7) مکالمے اور تقاریر پڑھ کر سمجھیں گے اور پوچھے گئے سوالات کے جواب دیں گے۔  
تحریری
- (8) سبق کو یا عبارت کو پڑھنے کے بعد اس لئے، کس لئے، جیسے سوالات کے جواب دیں گے۔  
تحریری

(9) کیسٹ میں گفتگو مکالمے سن کر سمجھنے کے بعد سوالات کے جواب دیں گے۔

(9) کیسٹ میں کہانی کو سننے کے بعد ”ایسے ہو تو کیسے“ جیسے سوالات کے جوابات دیں گے۔

سمعی و تحریری

سمعی و تحریری

(10) دستی تحریر کو آسانی پڑھیں گے۔

(10) تشہیری کارڈس میں موجود مکالموں کو کردار کے مطابق لکھیں گے۔ خواندگی

### C Series

(1) واحد جمع لکھیں گے۔

تحریری

(2) ہم قافیہ الفاظ کی نشاندہی کر کے لکھیں گے۔

تحریری

(3) مرکب الفاظ کی تشکیل کریں گے۔

تحریری

(4) جملوں میں ماضی۔ حال اور مستقبل کی نشاندہی کریں گے۔

تحریری

(5) نگارش۔ نثر کے اقسام، مضمون۔ کہانی۔ واقع۔ ڈرامہ سے متعلق سوالات کے جوابات

کریں گے۔

تحریری

(6) آزادانہ طور پر چھوٹے چھوٹے مضامین تحریر کریں گے۔

تحریری

(7) سبق میں بتائے ہوئے نکات پر تنقیدی بحث کرتے ہوئے نتیجہ اخذ کریں گے۔

تحریری

(8) سبق پڑھ کر ”ایسے نہ ہو تو“ ”ایسے ہو تو“ جیسے سوالات کے جوابات دیں گے۔

تحریری

## इयत्ता ५ वी पेपर पहिला प्रथम भाषा - मराठी

Class 5th – Paper - I – First Language उठगठि - 5 सुढुढुढु ढुढुढुढु - ढुढुढुढु

प्र.सं. सामर्थ्याचे विवरण	प्र.सं. सामर्थ्याचे विवरण
<p style="text-align: center;"><b>'A' Series</b></p> <ol style="list-style-type: none"> <li>१. संवाद आणि चर्चा समजून घेऊन त्यावरील प्रश्नांची उत्तरे लिहिणे.</li> <li>२. पाठांत असलेल्या विचारांचा तार्किक अर्थलाऊन उत्तरे लिहिता येणे.</li> <li>३. विरुद्धार्थी शब्द लिहिणे.</li> <li>४. योग्य क्रमाने, अंतर ठेऊन वाक्य सुस्पष्ट लिहिणे.</li> <li>५. वर्णमालेतील स्वर, व्यंजने ओळखून लिहिणे.</li> <li>६. वचन ओळखून त्याप्रमाणे बदलून लिहिणे.</li> <li>७. शब्दसमुहास एक शब्द लिहिणे.</li> <li>८. पत्र लेखन.</li> <li>९. विषयाचे श्रवण करून कोण? अशा प्रश्नांची उत्तरे लिहिणे.</li> <li>१०. मुद्रीत वाचन.</li> </ol> <p style="text-align: center;"><b>'B' Series</b></p> <ol style="list-style-type: none"> <li>१. पाठाच्या वाचनानंतर का? कसे? अशा प्रश्नांची उत्तरे लिहिणे.</li> <li>२. प्रसंगाचे वर्णन लिहिणे.</li> <li>३. समानार्थी शब्द लिहिणे.</li> <li>४. शब्दांचा वाक्यात उपयोग करून लिहिणे.</li> <li>५. जोडशब्द तयार करून लिहिणे.</li> </ol>	<ol style="list-style-type: none"> <li>६. लिंगविचार ओळखणे व लिहिणे.</li> <li>७. एकाच मोठ्या शब्दातील अक्षरांचा वापर करून अर्थपूर्ण शब्द तयार करून लिहिणे.</li> <li>८. माहित असलेली कथा लिहिणे.</li> <li>९. विषयाचे श्रवण करून कसे? अशा प्रश्नांची उत्तरे लिहिणे.</li> <li>१०. हस्तलिखित मजकूर वाचन.</li> </ol> <p style="text-align: center;"><b>'C' Series</b></p> <ol style="list-style-type: none"> <li>१. घटना/चित्र पाहून त्याचे वर्णन करणे.</li> <li>२. सोप्या आणि ज्ञात विषयावर माहिती लिहिणे.</li> <li>३. प्रासयुक्त शब्द ओळखून लिहिणे.</li> <li>४. लेखनात योग्य विराम चिन्हांचा वापर करणे.</li> <li>५. जोडाक्षरे तयार करणे व लिहिणे.</li> <li>६. म्हणी पूर्ण करून लिहिणे.</li> <li>७. चूकिकी वाक्ये शुद्ध करून लिहिणे.</li> <li>८. माहिती वर्णन लिहिणे.</li> <li>९. विषयाचे श्रवण करून असे असेल तर? अशा प्रश्नांची उत्तरे लिहिणे.</li> <li>१०. भिक्ती पत्रके वाचणे.</li> </ol>

## திறன்களின் பட்டியல் / கற்றலின் பலன்கள்

First Language Tamil

எண்.

விஷயம் : தமிழ் முதல் மொழி

வகுப்பு : 5

### பாகம் - எ

1. சொற்றொடர்களை பொருள்பட திருத்தி அமைத்தல்.
2. பாட விஷயங்களைப் படித்து புரிந்துக் கொள்ளுதல்.
3. குறில் மற்றும் நெடில் பற்றி அறிதல்.
4. உரையாடலை புரிந்துக் கொண்டு வினாக்களுக்கு பதிலளித்தல்.
5. நிறுத்தற் குறியீடுகளை பயன் படுத்தி எழுதுதல்.
6. சூழ்நிலைகளைப் பற்றி விவரித்தல்
7. பாடத்தைப் படித்து ஏன் ? என்ற கேள்விகளுக்குப் பதில் அளித்தல்.
8. கொடுக்கப்பட்ட பகுதியை படித்தப்பின் 'அப்படி இல்லை யென்றால்' என்ற வினாக்களுக்கு பதிலளித்தல்.
9. சிறு சிறு நாடகங்களைக் கேட்டு வினாக்களுக்கு பதிலளித்தல்.
10. கையெழுத்து பிரதிகளைப் படித்தல்

### பாகம் - பி

1. சொற்களின் வகைகளை அறிதல்.
2. செயல் முறை இலக்கணம் அறிதல்.
3. சொற்களைப் படித்துப் புரிந்துக் கொள்ளுதல்.
4. சொற்களைப் பிரித்து எழுத அறிதல்.
5. எதிர்ச் சொற்களை அறிதல்.
6. தனக்கு தெரிந்த எளிய விஷயங்களை விவரித்தல்.
7. எளியக் கட்டுரைகளை எழுத அறிதல்.

8. கொடுக்கப்பட்ட பகுதியை படித்தப் பின் 'அதனால்' என்ற வினாக்களுக்கு பதிலளித்தல்.
9. எதிர்பாராத நிகழ்வுகளின் உரையாடல் கவனித்து வினாக்களுக்கு பதிலளித்தல்.
10. கதை படங்களைக் கொடுத்து நிகழ்வுகளைப் படித்தல்.

### பாகம் - சி

1. எழுத்துகளின் வகைகளை அறிதல்.
2. பால்வகைப் பற்றி அறிதல்.
3. 5000 மேற்பட்ட புதியச் சொற்களை படித்துப் புரிந்துக் கொள்ளுதல்.
4. எண் மாற்றம் (பன்மை) பற்றி அறிதல்.
5. சொற்களைப் பயன்படுத்தி சொந்த வாக்கியங்களில் அமைத்தல்.
6. நடைமுறையில் கண்டு கேட்ட நிகழ்ச்சிகளை விவரித்தல்.
7. உறவினர்களுக்கும், நண்பர்களுக்கும் கடிதம் எழுதுதல்.
8. கொடுக்கப்பட்ட பகுதியை படித்தப்பின் எதுவரை என்ற வினாக்களுக்கு பதிலளித்தல்.
9. சிறு கதைகளை கேட்டு அப்படி யென்றால் என்ற வினாக்களுக்கு விடையளித்தல்.
10. அச்செழுத்துக் களைப் படித்தல்.

KSQAO 2008-2009

ప్రథమభాష తెలుగు - 5వ తరగతి

ప్రశ్నాధారిత సామర్థ్యాలు

**'A' Series**

1. ద్వితీయాక్షరాలు గుర్తించి రాయడం.
2. జంటపదాలు గుర్తించి రాయడం.
3. అన్యలింగ పదాలు గుర్తించి రాయడం.
4. నామవాచక, సర్వనామ పదాలు గుర్తించి రాయడం.
5. స్వంత వాక్యాలలో రాయడం.
6. సంఘటనలు/సన్నివేశాలు వివరించడం.
7. పాఠ్యాంశంలో ఇచ్చిన విషయాలను తార్కికంగా చర్చించి జవాబివ్వడం.
8. పాఠం చదివిన తర్వాత ఎంతవరకు లాంటి ప్రశ్నలకు జవాబులు రాయడం.
9. నాటిక (క్యాసెట్) విని అర్థం చేసుకొని అడిగిన ప్రశ్నలకు జవాబులు రాయడం.
10. ముద్రిత ప్రతులను స్పష్టంగా చదవడం.

**'B' Series**

1. సంయుక్తాక్షరాలు గుర్తించి రాయడం.
2. ప్రాసపదాలు గుర్తించి రాయడం.
3. పదాలు విడదీసి రాయడం.
4. విరామ చిహ్నాలు గమనించి చదవడం, రాయడం.
5. సరైన క్రమంలో పదములు రాయడం - వాక్యాలు నిర్మించడం.

6. పాఠం/విషయం చదివిన తర్వాత ఎందుకు, ఎలా? వంటి ప్రశ్నలకు జవాబులివ్వడం.
7. పరిచితమైన, సులభమైన విషయాలు గుర్తించి వీవరించడం.
8. పాఠం చదివిన తర్వాత ఎందువలన లాంటి ప్రశ్నలకు జవాబులివ్వడం.
9. సంభాషణ, అపరిచిత సన్నివేశాలను విని అడిగిన ప్రశ్నలకు జవాబులివ్వడం.
10. దినపత్రికలోని శీర్షికలు, పతాక శీర్షికలు స్పష్టంగా చదవడం.

**'C' Series**

1. వ్యతిరేక పదాలు గుర్తించి రాయడం.
2. ఇతర వచన పదాలు గుర్తించి రాయడం.
3. విభక్తి ప్రత్యయాలు ఎంపికచేసి రాయడం.
4. విశేషణ పదాలను గుర్తించి రాయడం.
5. సన్నివేశం/సంఘటనలను చూసి వివరించి రాయడం.
6. సంవాదం, చర్చలు విని అర్థం చేసుకొని ప్రశ్నలకు జవాబులు రాయడం.
7. సాధారణ లేఖలు, అంశాలు రాయడం.
8. అలాకాకుంటే ఏమయ్యేది లాంటి ప్రశ్నలకు జవాబివ్వడం.
9. ధ్వనిముద్రికలోని కథను విని అర్థం చేసుకొని అడిగిన ప్రశ్నలకు జవాబులు రాయడం.
10. చేతిరాత ప్రతుల్ని స్పష్టంగా చదవడం.

**CLASSWISE & SUBJECTWISE COMPETENCIES**

Question No.

Second Language : English

Class : 5

**Oral**

**A' Series**

**Written**

11. Copy small letters of English Alphabet.
12. Copy numbers 1 to 9.
13. Copy simple words.

**Oral**

14. Identifies Colours
15. Name the days of the week.
16. Name different professions by looking at pictures.
17. Associate the parts of body with their functions.
18. Locate positions of Objects.
19. Read alphabet.
20. Give and follow the instructions and Commands.

**'B' Series**

**Written**

11. Copy the big alphabet letters of English
12. Match the following letters of the alphabet with capital
13. Write names appropriately using capital letter where required.

14. Listen and repeat sounds of English.
15. Sing rhymes.
16. Say the numbers 1-10 in a sequence.
17. Identify on going actions.
18. Describe the size of objects.
19. Differentiate between this-these and that-those.
20. Answer Yes/No type questions.

**'C' Series**

**Written**

11. Copy Simple Sentences
12. Identify the sequence of letters in English alphabet.
13. Copy capital letters of Alphabet

**Oral**

14. Name Pictures.
15. Listen and comprehend simple stories.
16. Use 'before' and 'after' with reference to the days of week.
17. Ask and 'answer' 'wh' questions.
18. Introduce members of the family.
19. Read the simple words.
20. Solve the simple riddles.

ತರಗತಿವಾರು ಹಾಗೂ ವಿಷಯವಾರು ಸಾಮರ್ಥ್ಯಗಳು  
CLASSWISE & SUBJECTWISE COMPETENCIES

ಪ್ರಶ್ನೆ ಸಂಖ್ಯೆ

ವಿಷಯ : ದ್ವಿತೀಯ ಭಾಷೆ ಕನ್ನಡ

ತರಗತಿ : 5

ಮೌಖಿಕ

'ಎ' ಸರಣಿ

ಲಘುತೆ

11. ಜನಪ್ರಿಯ ಪ್ರಾಸಗಳನ್ನು ಆಲಸುವುವರ ಜೊತೆಗೆ ಅರ್ಥಮಾಡಿ ಕೊಳ್ಳುವುದು.
12. ಗುಣಿತಾಕ್ಷರಗಳನ್ನು ಬರೆಯುವುದು.
13. ಪರಿಚಿತ ಸನ್ನಿವೇಶಗಳಲ್ಲಿನ ಸಂಭಾಷಣೆಯನ್ನು ಅರ್ಥ ಮಾಡಿಕೊಳ್ಳುವುದು.
14. ಪದಗಳ ಅಕ್ಷರಗಳ ಸರಿಯಾದ ರೂಪವನ್ನು ಅರ್ಥೈಸಿಕೊಳ್ಳುವುದು.
15. ಗುಂಪಿಗೆ ಸೇರದ ಪದಗಳನ್ನು ಗುರ್ತಿಸುವುದು.

ಮೌಖಿಕ

16. ವರ್ಣಮಾಲೆಯ ಅಕ್ಷರಗಳನ್ನು ಒಟ್ಟಾಗಿ ಗುರ್ತಿಸುವುದು.
17. ಪದ್ಯಗಳಲ್ಲಿ ಹಾವಭಾವ, ಅಭಿನಯದ ಮೂಲಕ ಹಾಡುವುದು.
18. ಪರಿಚಿತ ಸನ್ನಿವೇಶಗಳಲ್ಲಿ ಮೌಖಿಕ ಬೇಡಿಕೆಗಳನ್ನು ಅರ್ಥಮಾಡಿಕೊಳ್ಳುವುದು.
19. ಮಾದರಿಯಂತೆ ಕೂಡಿಸಿ ಹೇಳುವುದು.
20. ಸರಳ ಪ್ರಶ್ನೆಗಳಿಗೆ ಹೌದು/ಅಲ್ಲ ಎನ್ನುವುದರ ಮೂಲಕ ಉತ್ತರಿಸುವುದು.

'ಬಿ' ಸರಣಿ

ಲಘುತೆ

11. ಜನಪ್ರಿಯ ಗೀತೆಯನ್ನು ಆಲಸುವುದರ ಜೊತೆಗೆ ಅರ್ಥ ಮಾಡಿಕೊಳ್ಳುವುದು
12. ವ್ಯಂಜನಾಕ್ಷರಗಳನ್ನು ಬರೆಯುವುದು
13. ಪರಿಚಿತ ಸನ್ನಿವೇಶಗಳಲ್ಲಿನ ಸಂವಾದಗಳನ್ನು ಅರ್ಥಮಾಡಿ ಕೊಳ್ಳುವುದು
14. ವದಗಳ ಅರ್ಥ ಗ್ರಹಿಸುವುದು
15. ಮಾದರಿಯಂತೆ ವಚನಗಳನ್ನು ಬರೆಯುವುದು

16. ನರ್ಣಮಾಲೆಯ ಅಕ್ಷರಗಳನ್ನು ಜಡಿಯಾಗಿ ಗುರುತಿಸುವುದು
17. ಹಾಡುಗಳನ್ನು ಹಾವಭಾವ, ಅಭಿನಯದ ಮೂಲಕ ಹಾಡುವುದು
18. ವಿನಯದಿಂದ ಮಾತನಾಡುವುದು
19. ಮಾದರಿಯಂತೆ ವಿರುದ್ಧಾರ್ಥಕ ವದ ಹೂಂದಿಸುವುದು
20. ಮಾದರಿಯಂತೆ ವಾಕ್ಯ ಪೂರ್ಣಗೂಱಸುವುದು

'ಸಿ' ಸರಣಿ

ಲಘುತೆ

11. ಸ್ವರಾಕ್ಷರಗಳನ್ನು ಬರೆಯುವುದು
12. ಸ್ವಂತ ವಾಕ್ಯಗಳನ್ನು ರಚಿಸುವುದು
13. ಖಾಲಿ ಜಿಟ್ಟ ಸ್ಥಾನಗಳನ್ನು ಭರ್ತಿಮಾಡುವುದು
14. ಮಾದರಿಯಂತೆ ವದ ರಚಿಸುವುದು (ಕಾಲಗಳು)
15. ಮಾದರಿಯಂತೆ ಪದ ರಚನೆ ಮಾಡುವುದು

ಮೌಖಿಕ

16. ಜನಪ್ರಿಯ ಗೀತೆಗಳನ್ನು ಆಲಸುವುವರ ಜೊತೆಗೆ ಅರ್ಥಮಾಡಿ ಕೊಳ್ಳುವುದು
17. ಮೂರು ಅಕ್ಷರಗಳಿಗೆ ಮೀರದ ಸರಳ ಹಾಗೂ ತಿಳವ ವವಗಳನ್ನು ಗಟ್ಟಿಯಾಗಿ ಓದುವುದು
18. ಸರಳ ವಾಕ್ಯಗಳನ್ನು ಸರಿಯಾಗಿ ಪುನರುಚ್ಚರಿಸುವುದು
19. ಪರಿಚಿತ ಸನ್ನಿವೇಶಗಳಲ್ಲಿನ ಸೂಚನೆಗಳನ್ನು ಅರ್ಥಮಾಡಿಕೊಳ್ಳುವುದು
20. ಪ್ರಶ್ನೆಗಳನ್ನು ಕೇಳುವುದು

ತರಗತಿವಾರು ಹಾಗೂ ವಿಷಯವಾರು ಸಾಮರ್ಥ್ಯಗಳು  
CLASSWISE & SUBJECTWISE COMPETENCIES

No.

Subject : Part B

Class : 5

25. Respect National symbols.

**'A' Series**

**Written**

21. Recognise good habits.
22. Understands the meaning and scope of yoga.
23. Understands the importance of concentration.
24. Recognise the needs of Art.
25. Recognise various personal values.
26. Recognise famous sport personalities.

**Oral - Observation - Activities**

27. Exhibit Drill and Marching.
28. Exhibit different yogic postures.
29. Exhibit action Song.
30. Prepare projects on given matter.

**'B' Series**

**Written**

21. Recognise different types of sports.
22. Understand the meaning of socially useful productive work.
23. Recognise positive emotional thoughts.
24. Recognise different art materials.

**Oral - Observation - Activities**

26. Complete the given picture.
27. Exhibit basic skills of sports.
28. Practice deep breathing exercise.
29. Prepare Art and Craft material using materials given.
30. Practice personal hygiene

**'C' Series**

**Written**

21. Understands the meaning and scope of physical education.
22. Recognise different yogic postures.
23. Appreciate various social skills.
24. Recognise important Artists.
25. Explain the details of project they have prepared.
26. Provide information regarding safety measures and firstaid.

**Oral - Observation - Activities**

27. Exhibit Mass P.T
28. Exhibit various loosing/warning up activities.
29. Sing National Anthem and other Patriotic song.
30. Exhibit various Art and Craft materials prepared by them.



**CLASSWISE & SUBJECTWISE COMPETENCIES**

No.

Subject : Mathematics

Class : 5

**'A' Series**

1. Forms Big and small digit numerals using data
2. Express Algebraic terms in numerical terms.
3. Express eight digit numbers in words.
4. Multiply different numbers using their place value.
5. Write 3 to 4 decimal numbers in 2 decimal places in ascending and descending order.
6. Enlists the properties of Rectangles and square
7. Solves decimal problems in daily life.
8. Solves problems of decimal numbers which have different units in multiplicities, division and mixed operations.
9. Lists Algebraic experiments based on Algebraic terms.
10. Constructs angles of different measurement using protractor.

**'B' Series**

1. Write International and Hindu Arabic numerals in Kannada.
2. Transform fractions into equal fraction.
3. Arrange numbers in ascending and descending order.
4. Recognise the inter relationship of fractions, decimals and percentages.

5. Solves simple problems on additional subtraction of mixed operations using different units.
6. Solves problems using operation of multiplication and division using decimals.
7. Recognise like and dislike terms in algebraic expression.
8. Divide '+' and '-' symbols using algebraic expression.
9. Solves simple problems in daily life using area and perimeter of rectangle and square.
10. Use geometrical instruments accurately.

**'C' Series**

1. List algebraic expression using mathematical symbols.
2. Recognise numerical and algebraic co-efficient of a given algebraic terms.
3. Expand numbers using their place value.
4. Performs addition of different numbers on the basis of their place value.
5. Solve problems on fractions using multiplication and division.
6. Performs Addition and subtraction of decimal numbers
7. Solves problems on addition and subtraction of decimal numbers in decimal system.
8. Analyse and solve problems of fractions
9. Construct rectangle and square using protractors and scale.
10. Solves problems using rectangle and square

**CLASSWISE & SUBJECTWISE COMPETENCIES**

No.

Subject : Science

Class : 5

**'A' Series**

11. Explains the properties of Air.
12. Lists the uses of Oxygen.
13. Explains simple experiments.
14. Classifies different types of levers.
15. Explains the importance of alternative fuels.
16. Recognise the different sources of energy
17. Recognise various living and non-living things in the environment.
18. Explains the dependency of animals in various land surfaces.
19. Identifies the types of flora in different land surfaces.
20. Classifies National resources

**'B' Series**

11. Lists the salient features of living organisms.
12. Recognises the necessity of protection of forests.
13. Explains various uses of transparent and opaque things.
14. Classifies Herbivores, Carnivores and Omnivores animals.
15. Recognises the importance of energy in daily life.

16. Lists the uses of levers and inclined plane
17. Lists the renewable and non renewable sources of energy.
18. Tells systematic way of leading life in the society.
19. Explains and lists the meaning and uses of force.
20. Express the dependency of Plants and Animals on one another.

**'C' Series**

11. Lists the sources of light.
12. Explains the importance of saving fuel.
13. Recognises importance of simple machines.
14. Recognises the importance of different land surfaces.
15. Classifies the different types of forces
16. Defines the meaning of energy.
17. Draws and labels the different parts of plants.
18. Explains the interdependency of plants and animals.
19. Recognises the need for essential facilities in development of villages.
20. Explains the difference between plants and animals.

ತರಗತಿವಾರು ಹಾಗೂ ವಿಷಯವಾರು ಸಾಮರ್ಥ್ಯಗಳು  
**CLASSWISE & SUBJECTWISE COMPETENCIES**

No.

Subject : Social Science

Class : 5

**'A' Series**

21. Recognises the life of Old Stone Age on the time live
22. Recognises the important features of Rig Vedic culture.
23. Explains different latitudes and longitudes.
24. Explains the various aspects & influencing weather and climate.
25. Explains the teaching of Gouthama Buddha.
26. Lists various occupations of Rural people.
27. Explains the position of earth in the solar system
28. Explains different measure used to use and protect public property.
29. Analyses the life style of urban people
30. Locates different physical features an the outline map of India.

**'B' Series**

21. Recognises the special features of systematic town planning of Indus Valley Civilization.
22. Recognise various aspects of Mouryan Administration.
23. Explains various concepts regarding movent of Earth and its Effects.
24. Lists of the qualities of a good citizen.
25. Explains the life style of the people of Old Stone Age.

26. Explains the Greek invasions and its effects.
27. Explains the difference between weather and climate
28. Analyses the suggestions to improve the quality of life of rural people.
29. Lists the suggestions to improve the life of people of urban areas.
30. Locate different latitudes and longitudes on the outline map of Globe.

**'C' Series**

31. Recognises lists the changes during later Vedic period.
32. Lists the important people during the period of Chandra Guptha Mourya.
33. Recognises the physical features of India.
34. Explains the various concepts regarding Jainism and the life of Mahaveera.
35. Explains different rural development projects.
36. Explains the importance of Civics and Civic life.
37. Explains various facture influencing weather and climate.
38. Describes the personality of Samarat Ashoka.
39. Critically analyses various causes of problems of urban population.
40. Lists and locates geographical features on the outline map of India.

CLASSWISE & SUBJECTWISE LEARNING OUTCOMES

ಪ್ರಶ್ನೆ ಸಂಖ್ಯೆ

ವಿಷಯ : ಪ್ರಥಮ ಭಾಷೆ - ಕನ್ನಡ

ತರಗತಿ : 7

'ಎ' ಸರಣಿ

ಅಣತ

1. ಪದಗಳಿಗೆ ಸೂಕ್ತವಾದ ಅರ್ಥವನ್ನು ಆಯ್ಕೆ ಮಾಡುವರು.
2. ಧ್ವನಿ ಸಾಮ್ಯ ಪದಗಳನ್ನು ವರ್ಗೀಕರಿಸಿ, ಬರವಣಿಗೆಯಲ್ಲಿ ಬಳಸುವರು.
3. ವಿಷಯಾನುಸಾರ ಸಹಜ ಚರ್ಚೆ, ಸಂವಾದ, ವಿವರ ನೀಡುವುದರೊಂದಿಗೆ ಬರೆಯುವ ಸಾಮರ್ಥ್ಯವನ್ನು ಪಡೆಯುವರು.
4. ಸನ್ನಿವೇಶ ಮತ್ತು ಘಟನೆಗಳನ್ನು ಕುರಿತು ವಿವರಿಸುವರು.
5. ನಾಮಪದದ ವಿಧಗಳನ್ನು ಸ್ಮರಿಸಿ ಬರೆಯುವರು.
6. ಅಲಂಕಾರಗಳ ಹೆಸರನ್ನು ಹೆಸರಿಸುವರು.
7. ರಚನಾ ಕಲೆಯಲ್ಲಿ ಕತೆಯನ್ನು ಬರೆಯುವರು.
8. ಪಠ್ಯೇತರ ವಿಷಯಗಳನ್ನು ಓದಿ ಬಕೆಂದರೆ ಎಂಬ ಪ್ರಶ್ನೆಗಳಿಗೆ ಉತ್ತರಿಸುವರು.
9. ನಾಟಕವನ್ನು ಆಲಸಿ ಅರ್ಥಮಾಡಿಕೊಂಡು ಪ್ರಶ್ನೆಗಳಿಗೆ ಉತ್ತರಿಸುವರು.

ಮೌಖಿಕ

10. ವಿವಿಧ ಮುದ್ರಿತ ವಿಷಯವನ್ನು ಲೇಖನ ಚಿಹ್ನೆ ಗಮನಿಸಿ ಸ್ಪಷ್ಟ ಉಚ್ಚಾರಣೆ ಮತ್ತು ಸ್ವರಭಾರದೊಂದಿಗೆ ಓದುವರು.

'ಬಿ' ಸರಣಿ

ಅಣತ

1. ನುಡಿಗಟ್ಟುಗಳನ್ನು ಬಳಸಿಕೊಂಡು ಬರವಣಿಗೆಯನ್ನು ಕಲಾತ್ಮಕಗೊಳಿಸುವರು.
2. ವಾಕ್ಯಗುಚ್ಛಗಳಿಗೆ ಸೂಕ್ತ ಲೇಖನ ಚಿಹ್ನೆಗಳನ್ನು ಹಾಕುವರು.
3. ವಿಷಯವನ್ನು ಆಲಸಿ ಪ್ರತಿಕ್ರಿಯಾರೂಪವಾಗಿ ಮನಸ್ಸಿನಲ್ಲಿ ಮೂಡುವ ಹೇಗೆ? ಎಂಬ ಪ್ರಶ್ನೆಗಳಿಗೆ ಉತ್ತರಿಸುವರು.
4. ಸರಳ ಕ್ರಿಯಾತ್ಮಕ ವ್ಯಾಕರಣ ಶೀರ್ಷಿಕೆಯಡಿಯಲ್ಲಿ ವಿಶೇಷಣಗಳನ್ನು ಗುರುತಿಸಿ ಬರೆಯುವರು.

5. ಅನ್ಯಲಿಂಗ ವಾಕ್ಯಗಳ ಪರಿವರ್ತನೆಯನ್ನು ಅರ್ಥೈಸಿಕೊಂಡು ಬರೆಯುವರು.
6. ವವಗಳಲ್ಲಿರುವ ವಿಭಕ್ತಿ ಪ್ರತ್ಯಯ ಗುರುತಿಸಿ ಪ್ರತ್ಯಯಗಳನ್ನು ಹೆಸರಿಸುವರು.
7. ರಚನಾಕಲೆಯಲ್ಲಿ ಗಾಢ ಮಾತನ್ನು ವಿಸ್ತರಿಸಿ ಬರೆಯುವರು.
8. ಪಠ್ಯೇತರ ವಿಷಯಗಳನ್ನು ಓದಿ ಹೇಗೆ? ಎಂಬ ಪ್ರಶ್ನೆಗಳಿಗೆ ಉತ್ತರಿಸುವರು.
9. ಕವಿತೆಗಳನ್ನು ಆಲಸಿ ಅರ್ಥಮಾಡಿಕೊಂಡು ಪ್ರಶ್ನೆಗಳಿಗೆ ಉತ್ತರಿಸುವರು.

ಮೌಖಿಕ

10. ಕೈಬರಹದ ಬರವಣಿಗೆಯನ್ನು ನಿರರ್ಗಳವಾಗಿ ಓದುವರು.

'ಸಿ' ಸರಣಿ

ಅಣತ

1. ಪದಗಳ ಭಿನ್ನಾರ್ಥಗಳನ್ನು ಗ್ರಹಿಸಿ ಸ್ವತಂತ್ರವಾಗಿ ವಾಕ್ಯಗಳಲ್ಲಿ ಬಳಸುವ ಸಾಮರ್ಥ್ಯವನ್ನು ಹೆಚ್ಚಿಸಿಕೊಳ್ಳುವರು.
2. ಕವಿತೆಯ ಸಾರಾಂಶವನ್ನು ಬರೆಯುವರು.
3. ವಿಷಯವನ್ನು ಆಲಸಿ ಪ್ರತಿಕ್ರಿಯಾ ರೂಪವಾಗಿ ಮನಸ್ಸಿನಲ್ಲಿ ಮೂಡುವ ಬಕೆ? ಎಂಬ ಪ್ರಶ್ನೆಗೆ ಉತ್ತರಿಸುವರು.
4. ಕರ್ತೃ, ಕರ್ಮ, ಕ್ರಿಯಾ ಪದಗಳನ್ನು ಸ್ಮರಿಸಿ ಬರೆಯುವರು.
5. ಪವಗಳನ್ನು ಬಡಿಸಿ ಬರೆದು ಸಂಧಿ ಹೆಸರು ಬರೆಯುವರು.
6. ಸಮಾಸ ಪವವನ್ನು ಆರಿಸಿ ಬರೆಯುವರು.
7. ರಚನಾ ಕಲೆಯಲ್ಲಿ ವತ್ರ ಲೇಖನ ಬರೆಯುವರು.
8. ಓದಿವ ವಿಷಯ ವಿಚಾರಗಳ ಬಗೆಗೆ ಆಲೋಚಿಸಿ ತಾರ್ಕಿಕ ನಿಲುವನ್ನು ಪಡೆದು ತೀರ್ಮಾನಕ್ಕೆ ಬರುವ ಸಾಮರ್ಥ್ಯವನ್ನು ರೂಢಿಸಿಕೊಂಡು ಬರೆಯುವರು.
9. ಪ್ರವಾಸ ಕಥನವನ್ನು ಆಲಸಿ ಅರ್ಥಮಾಡಿಕೊಂಡು ಪ್ರಶ್ನೆಗಳಿಗೆ ಉತ್ತರಿಸುವರು.

ಮೌಖಿಕ

10. ದಿನ ಪತ್ರಿಕೆಯನ್ನು ಓದುವರು.

**A Series**

سوال نمبر صلاحیتوں کی تفصیل صلاحیت کی نوعیت

(1) الفاظ کے مناسب معنوں کا انتخاب کر کے لکھیں گے۔ تحریری

(2) نظم اور اشعار کا خلاصہ لکھیں گے۔ تحریری

(3) اسباق کو پڑھ کر اور سمجھ کر ذہن میں آنے والے کیوں جیسے سوالات کے جوابات لکھیں گے۔ تحریری

(4) واقعات اور حادثات سے متعلق تفصیلات پیش کریں گے۔ تحریری

(5) اسم کے اقسام کو سمجھ کر لکھیں گے۔ تحریری

(6) ہم قافیہ اور ہم ردیف الفاظ کو جن کر لکھیں گے۔ تحریری

(7) مضمون لکھنے کے مختلف حصوں کو نشاندہی کر کے مضمون تحریر کریں گے۔ تحریری

(8) غیر ادراکی مضامین کو پڑھنے کے بعد ”کیونہ“ جیسے سوالات کے جوابات دیں گے۔ تحریری

(9) کیسٹ میں ڈرامہ کو سننے کے بعد اسے سمجھ کر سوالات کے جوابات دیں گے۔ تحریری

**B Series**

(10) تشبیہی عنوانات میں مناسب رموز و اوقاف کی نشاندہی کرتے ہوئے آواز کے اتار چڑھاؤ اور مناسب تلفظ سے پڑھیں گے۔ تحریری

(1) محاورے، ضرب المثل استعمال کرتے ہوئے تحریر کو دلچسپ بنا کر لکھیں گے۔ تحریری

(2) جملوں میں مختلف رموز و اوقاف کا مناسب استعمال کریں گے۔ تحریری

(3) پڑھے ہوئے واقعات اور مضامین سے متعلق غور و فکر کرتے ہوئے تنقیدی جائزہ لے کر نتیجہ اخذ کی صلاحیت کو فروغ دینا۔ تحریری

(4) آسان عملی قواعد۔ فعل۔ ناعل اور مفعول کی نشاندہی کر کے لکھیں گے۔ تحریری

(5) الفاظ کو علیحدہ کر کے ان کے اصولوں کو جانیں گے۔ تحریری

(6) الفاظ کے کثیر معنوں کو سمجھ کر آزادانہ طور سے جملوں میں استعمال کر کے قابل بنیں گے۔ تحریری

(7) عنوانات کے موافق گفتگو، مکالمے اور تفصیلات بیان کرتے ہوئے تحریر صلاحیت کو فروغ دینا۔ تحریری

دیں گے۔ (5) آسان عملی قواعد (فعل۔ فاعل اور مفعول۔ ضمیر) کی نشاندہی کر کے لکھیں گے۔

8) غیر ادراکی مضامین کو پڑھنے کے بعد ”کیسے“ جیسے سوالات کے جوابات دیں گے۔

9) نظموں اور اشعار کو سننے کے بعد اس سے متعلقہ سوالات کے جوابات دیں گے۔

10) روزنامے۔ رسالے اور دیگر چھپے ہوئے مضامین/مکالمے پڑھیں گے۔

8) غیر ادراکی مضمون کو پڑھنے کے بعد کیسے؟ جیسے سوالات کے جوابات دیں گے۔

9) کیسٹ میں تفریحی کہانیوں کو سننے کے بعد سمجھ کر سوالات کے جوابات دیں گے۔

10) دستی تحریر کو آسانی کے ساتھ پڑھیں گے۔

1) مترادفات اور غیر مترادفات الفاظ کی نشاندہی کر کے تحریر کریں گے۔

2) ہم آواز الفاظ کی گروہ بندی کر کے تحریر میں استعمال کریں گے۔

3) عنوانات کو سن کر ذہن میں آنے والے کیوں؟ جیسے سوالات کے جوابات دیں گے۔

4) الفاظ کے کثیر معنوں کو سمجھ کر آزادانہ طور سے جملوں میں استعمال کرنے کے قابل

بنیں گے۔

110

## इयत्ता ७ वी पेपर पहिला प्रथम भाषा - मराठी

Class 7th – Paper - I – First Language उठंगडि - 7; झुडुडुडु डुडुडु - डुडुडु

प्र.सं. सामर्थ्याचे विवरण	प्र.सं. सामर्थ्याचे विवरण
<p style="text-align: center;"><b>'A' Series</b></p> <ol style="list-style-type: none"> <li>१. शब्दांचा योग्य अर्थ लिहिणे.</li> <li>२. कवितेची ओळ पूर्ण करणे.</li> <li>३. पाठ्यांशाचा अर्थ समजून घेऊन का? अशा प्रश्नांची उत्तरे लिहिणे.</li> <li>४. वाक्य शुद्ध करून लिहिणे.</li> <li>५. व्याकरण - नामांचे प्रकार ओळखणे.</li> <li>६. कर्ता, कर्म आणि क्रियापद ओळखणे.</li> <li>७. मुद्यावरून कथा लिहिणे.</li> <li>८. पाठ्येतर उतारा वाचून का? अशा प्रश्नांची उत्तरे लिहिणे.</li> <li>९. पाठ्येतर विषय ऐकून कोण? अशा प्रश्नांची उत्तरे लिहिणे.</li> <li>१०. मुद्रीतवाचन - सूचना, सुविचार, भिती पत्रके इ.</li> </ol> <p style="text-align: center;"><b>'B' Series</b></p> <ol style="list-style-type: none"> <li>१. वाक्यप्रचाराचा वाक्यात उपयोग करून लिहिणे.</li> <li>२. लेखनामध्ये योग्य विराम चिन्हांचा वापर करणे.</li> <li>३. पाठ्यांशाचा अर्थ समजून घेऊन कसे? अशा प्रश्नांची उत्तरे लिहिणे.</li> <li>४. व्याकरण - शब्दांच्या जाती ओळखून लिहिणे.</li> <li>५. समानार्थी शब्द लिहिणे.</li> </ol>	<ol style="list-style-type: none"> <li>६. कर्तरी, कर्मणी आणि भावे प्रयोग ओळखून लिहिणे.</li> <li>७. माहिती लिहिणे - स्थळ, व्यक्ती, खेळ, वस्तू इ.</li> <li>८. पाठ्येतर उतारा वाचून कशासाठी? अशा प्रश्नांची उत्तरे लिहिणे.</li> <li>९. पाठ्येतर विषय ऐकून कशासाठी? अशा प्रश्नांची उत्तरे लिहिणे.</li> <li>१०. हस्तलिखित वाचन करणे.</li> </ol> <p style="text-align: center;"><b>'C' Series</b></p> <ol style="list-style-type: none"> <li>१. शब्दांचा अर्थ समजून घेऊन वाक्यात उपयोग करणे.</li> <li>२. ध्वनीसाम्य असलेले शब्द ओळखून त्यांचा अर्थ लिहिणे.</li> <li>३. विषयानुरूप घडणारी चर्चा, संवाद यांचे विवरण लिहिता येणे.</li> <li>४. व्याकरण - विशेषणांचा वाक्यात उपयोग करणे.</li> <li>५. लिंग आणि वचनानुसार वाक्यात होणारे बदल ओळखून लिहिणे.</li> <li>६. संधी सोडविणे.</li> <li>७. पत्रलेखन - परिवारीक पत्र लिहिणे.</li> <li>८. पाठ्येतर विषयावरील असे असेल तर? अशा प्रश्नांची उत्तरे लिहिणे.</li> <li>९. पाठ्येतर विषय ऐकून केव्हा? अशा प्रश्नांची उत्तरे लिहिणे.</li> <li>१०. वृत्तपत्रातील छोट्या अक्षरातील मजकूरांचे वाचन.</li> </ol>

## திறன்களின் பட்டியல் / சுற்றலின் பலன்கள்

First Language Tamil

எண்.

விஷயம் : தமிழ் முதல் மொழி

வகுப்பு : 7

### பாகம் - எ

1. எளிய செயல்முறை இலக்கணத்தில் எழுத்துக்களின் வகைகள், இன எழுத்து, மாத்திரை அறிதல்.
2. பெயர்ச் சொல்லின் வகைகளை அறிதல்.
3. 'போலி' மற்றும் அதன் வகைகள் அறிதல்.
4. படித்த விஷயத்தை புரிந்து கொண்டு விவாதித்து முடிவுக்கு வருதல்.
5. பாடல் அல்லது கவிதையின் பொருளை விளக்குதல்.
6. எதிர்பதங்களை பயன்படுத்தி சொந்த வாக்கியம் அமைத்தல்.
7. கொடுக்கப்பட்டப் பகுதியை புரிந்து கொண்டு 'ஏன்' என்னும் வினாக்களுக்கு விடையளித்தல்.
8. கடித வகைகளை அறிதல்.
9. ஒலிநாடாவில் கவிதையை கேட்டு வினாக்களுக்கு விடையளித்தல்.
10. கையெழுத்து பிரதிகளை நிறுத்தற் குறியுடன் தகுந்த உச்சரிப்புடன் படித்தல்.

### பாகம் - பி

1. சொற்களின் வகை உணர்தல்.
2. பகுபதம், பகாபதம் அறிதல்.
3. வேற்றுமை உருபுகள் அறிதல்.
4. சொற்றொடர்களிடையே நிறுத்தற்குறிகளை பயன்படுத்துதல்.
5. கொடுத்த பகுதியை புரிந்து கொண்டு 'எப்படி' என்றும் வினாக்களுக்கு விடை அளித்தல்.
6. குறிப்பிட்ட விஷயத்தைப் பற்றி விவாதித்து கலந்துரையாடி

குறிப்புகளை தொகுத்தல்.

7. பாடப்பகுதியை படித்த வினாக்களுக்கு விடையளித்தல்.
8. பாடப்பகுதி அல்லாது பொது விஷயங்களைப் படித்து எப்படி ? என்ற வினாக்களுக்கு விடையளித்தல்.
9. ஒலி நாடாவைக் கேட்டு என்னவாயிற்று ? என்ற வினாக்களுக்கு விடையளித்தல்.
10. அச்சடித்த பிரதிகளை நிறுத்தற் குறிகளுடன் திருத்தமாக படிக்க அறிதல்.

### பாகம் - சி

1. பெயர்ச்சொல், வினைச்சொல் அறிதல்.
2. பாட பகுதியின் வினாக்களுக்கு விடையளிக்கவும்.
3. போலி என்பதன் பொருளுணர்வு.
4. ஒத்த ஓசையுடைய சொற்கள், அடுக்குத் தொடர், இரட்டைக் கிளவி பற்றி அறிதல்.
5. பழ மொழிகளை விளக்கி எழுதுதல்.
6. கதை, கவிதை எழுத அறிதல்.
7. சூழ்நிலைகளைப் பற்றி விவாதிக்க அறிதல்.
8. கடிதம் எழுதுதல்.
9. ஒலி நாடாவில் நாடகத்தை கேட்டு வினாக்களுக்கு விடையளித்தல்.
10. 'தினப்பத்திரிகை'யை தகுந்த உச்சரிப்புடன் படித்தல்.



KSQAO 2008-2009

ప్రథమభాష తెలుగు - 7వ తరగతి

ప్రశ్నాధారిత సామర్థ్యాలు

**'A' Series**

1. పదాలు విడదీసి సంధి పేర్లు రాయగలరు.
2. వాక్యంలో సరైన విరామ చిహ్నాలు గుర్తించగలరు.
3. వ్యుత్పత్తర్థాలు గుర్తించి రాయగలరు.
4. పర్యాయ పదాలు రాయగలరు.
5. నానార్థాలు గుర్తించి రాయగలరు.
6. పద్య/గద్యాలకు గురు అఘువులు గుర్తించి రాయగలరు.
7. విషయం విని/చదివిన తర్వాత ఎలా? అను ప్రశ్నకు జవాబు రాయగలరు.
8. సన్నివేశం, సంఘటనలను వివరించగలరు.
9. సంభాషణలు విని అడిగిన ప్రశ్నలకు జవాబు రాయగలరు.
10. ముద్రిత ప్రతిని చదవగలరు.

**'B' Series**

1. ప్రకృతి-వికృతలను గుర్తించి రాయగలరు.
2. జంటపదాలు గుర్తించగలరు/రాయగలరు.
3. సమాసాలను గుర్తించి రాయగలరు.
4. వాక్యాలలో కర్త, కర్మ, క్రియలు గుర్తించి రాయగలరు.
5. పద్యపాదాలను (కంఠస్థ పద్యం) పూరించగలరు.

6. విషయం విన్నతర్వాత 'ఎలా?' వంటి ప్రశ్నలకు జవాబు రాయగలరు.
7. వివిధ రకాల లేఖలు రాయగలరు.
8. పర్య/పర్యేతర విషయంపై అడిగిన ప్రశ్నకు జవాబు రాయగలరు.
9. పద్యాలు/కవితలు విని, అర్థం చేసుకుని, అడిగిన ప్రశ్నలకు జవాబు రాయగలరు.
10. చేతిరాత ప్రతులను చదవగలరు.

**'C' Series**

1. వ్యతిరేక పదాలు గుర్తించి రాయగలరు.
2. అన్యలింగ పదాలు మార్చి రాయగలరు.
3. పదాలకు గల సంబంధాలు గ్రహించి రాయగలరు.
4. వాక్యంలో నామవాచకాలను గుర్తించి రాయగలరు.
5. పదాలను సొంత వాక్యాలలో ఉపయోగించి రాయగలరు.
6. సందర్భాలను గుర్తించి జవాబు రాయగలరు.
7. చదివిన/వినిన విషయాలపై చర్చించి తార్కిక నిర్ణయం తీసుకోగలరు.
8. విషయం వినిన తర్వాత ఎందుకు? అన్న ప్రశ్నలకు జవాబు రాయగలరు.
9. నాటికలోని సన్నివేశం విని, అర్థం చేసుకుని అడిగిన ప్రశ్నలకు జవాబు రాయగలరు.
10. దినపత్రికను అనర్గళంగా చదవగలరు.

**CLASSWISE & SUBJECTWISE LEARNING OUTCOMES**

**Question No.**      **Second Language : English**

**Class : 7**

**'A' Series**

**Written**

11. Learns the Past tenses forms of words.
12. Identifies the rhyming words.
13. Learns the Use of 'If' clause.
14. Forms compound words.
15. Uses plural forms of words.
16. Frames questions.
17. Develops legible handwriting.

**Oral**

18. Learns, names for people in different professions.
19. Reads simple Stories/Passages and answer comprehension questions.
20. Speaks about the importance of festivals or any other topic.

**'B' Series**

**Written**

11. Quotes poems from memory.
12. Learn the use of possessive pronouns (My, Mine, Her, Hers, Yours)
13. Describes on going actions.

14. Locates the position of objects.
15. Identifies the describing words.
16. Writes antonyms of words.
17. Uses words expressing frequency of an action.

**Oral**

18. Reads dialogues aloud with appropriate tonal variations.
19. Narrates past events.
20. Speaks using the describing word.

**'C' Series**

**Written**

11. Uses articles appropriately.
12. Describes habitual actions.
13. Forms sentences from jumbled words.
14. Identifies the hidden words.
15. Writes two or three sentences on a given topic.
16. Solves riddles.
17. Answers textual questions.

**Oral**

18. Recites/Sing poem by memory.
19. Reads aloud with proper intonation.
20. Enacts a role.

## इयत्ता ७ वी पेपर पहिला प्रथम भाषा - मराठी

Class 7th – Paper - I – First Language उठगते - 7; झुठम धाड - मरुतु

प्र.सं. सामर्थ्याचे विवरण	प्र.सं. सामर्थ्याचे विवरण
<p style="text-align: center;"><b>'A' Series</b></p> <ol style="list-style-type: none"> <li>१. शब्दांचा योग्य अर्थ लिहिणे.</li> <li>२. कवितेची ओळ पूर्ण करणे.</li> <li>३. पाठ्यांशाचा अर्थ समजून घेऊन का? अशा प्रश्नांची उत्तरे लिहिणे.</li> <li>४. वाक्य शुद्ध करून लिहिणे.</li> <li>५. व्याकरण - नामांचे प्रकार ओळखणे.</li> <li>६. कर्ता, कर्म आणि क्रियापद ओळखणे.</li> <li>७. मुद्यावरून कथा लिहिणे.</li> <li>८. पाठ्येतर उतारा वाचून का? अशा प्रश्नांची उत्तरे लिहिणे.</li> <li>९. पाठ्येतर विषय ऐकून कोण? अशा प्रश्नांची उत्तरे लिहिणे.</li> <li>१०. मुद्रीतवाचन - सूचना, सुविचार, भिती पत्रके इ.</li> </ol> <p style="text-align: center;"><b>'B' Series</b></p> <ol style="list-style-type: none"> <li>१. वाक्यप्रचाराचा वाक्यात उपयोग करून लिहिणे.</li> <li>२. लेखनामध्ये योग्य विराम चिन्हांचा वापर करणे.</li> <li>३. पाठ्यांशाचा अर्थ समजून घेऊन कसे? अशा प्रश्नांची उत्तरे लिहिणे.</li> <li>४. व्याकरण - शब्दांच्या जाती ओळखून लिहिणे.</li> <li>५. समानार्थी शब्द लिहिणे.</li> </ol>	<ol style="list-style-type: none"> <li>६. कर्तरी, कर्मणी आणि भावे प्रयोग ओळखून लिहिणे.</li> <li>७. माहिती लिहिणे - स्थळ, व्यक्ती, खेळ, वस्तू इ.</li> <li>८. पाठ्येतर उतारा वाचून कशासाठी? अशा प्रश्नांची उत्तरे लिहिणे.</li> <li>९. पाठ्येतर विषय ऐकून कशासाठी? अशा प्रश्नांची उत्तरे लिहिणे.</li> <li>१०. हस्तलिखित वाचन करणे.</li> </ol> <p style="text-align: center;"><b>'C' Series</b></p> <ol style="list-style-type: none"> <li>१. शब्दांचा अर्थ समजून घेऊन वाक्यात उपयोग करणे.</li> <li>२. ध्वनीसाम्य असलेले शब्द ओळखून त्यांचा अर्थ लिहिणे.</li> <li>३. विषयानुरूप घडणारी चर्चा, संवाद यांचे विवरण लिहिता येणे.</li> <li>४. व्याकरण - विशेषणांचा वाक्यात उपयोग करणे.</li> <li>५. लिंग आणि वचनानुसार वाक्यात होणारे बदल ओळखून लिहिणे.</li> <li>६. संधी सोडविणे.</li> <li>७. पत्रलेखन - परिवारीक पत्र लिहिणे.</li> <li>८. पाठ्येतर विषयावरील असे असेल तर? अशा प्रश्नांची उत्तरे लिहिणे.</li> <li>९. पाठ्येतर विषय ऐकून केव्हा? अशा प्रश्नांची उत्तरे लिहिणे.</li> <li>१०. वृत्तपत्रातील छोट्या अक्षरातील मजकूरांचे वाचन.</li> </ol>

## திறன்களின் பட்டியல் / சுற்றலின் பலன்கள்

First Language Tamil

எண்.

விஷயம் : தமிழ் முதல் மொழி

வகுப்பு : 7

### பாகம் - எ

1. எளிய செயல்முறை இலக்கணத்தில் எழுத்துக்களின் வகைகள், இன எழுத்து, மாத்திரை அறிதல்.
2. பெயர்ச் சொல்லின் வகைகளை அறிதல்.
3. 'போலி' மற்றும் அதன் வகைகள் அறிதல்.
4. படித்த விஷயத்தை புரிந்து கொண்டு விவாதித்து முடிவுக்கு வருதல்.
5. பாடல் அல்லது கவிதையின் பொருளை விளக்குதல்.
6. எதிர்பதங்களை பயன்படுத்தி சொந்த வாக்கியம் அமைத்தல்.
7. கொடுக்கப்பட்டப் பகுதியை புரிந்து கொண்டு 'ஏன்' என்னும் வினாக்களுக்கு விடையளித்தல்.
8. கடித வகைகளை அறிதல்.
9. ஒலிநாடாவில் கவிதையை கேட்டு வினாக்களுக்கு விடையளித்தல்.
10. கையெழுத்து பிரதிகளை நிறுத்தற் குறியுடன் தகுந்த உச்சரிப்புடன் படித்தல்.

### பாகம் - பி

1. சொற்களின் வகை உணர்தல்.
2. பகுபதம், பகாபதம் அறிதல்.
3. வேற்றுமை உருபுகள் அறிதல்.
4. சொற்றொடர்களிடையே நிறுத்தற்குறிகளை பயன்படுத்துதல்.
5. கொடுத்த பகுதியை புரிந்து கொண்டு 'எப்படி' என்றும் வினாக்களுக்கு விடை அளித்தல்.
6. குறிப்பிட்ட விஷயத்தைப் பற்றி விவாதித்து கலந்துரையாடி

குறிப்புகளை தொகுத்தல்.

7. பாடப்பகுதியை படித்த வினாக்களுக்கு விடையளித்தல்.
8. பாடப்பகுதி அல்லது பொது விஷயங்களைப் படித்து எப்படி ? என்ற வினாக்களுக்கு விடையளித்தல்.
9. ஒலி நாடாவைக் கேட்டு என்னவாயிற்று ? என்ற வினாக்களுக்கு விடையளித்தல்.
10. அச்சடித்த பிரதிகளை நிறுத்தற் குறிகளுடன் திருத்தமாக படிக்க அறிதல்.

### பாகம் - சி

1. பெயர்ச்சொல், வினைச்சொல் அறிதல்.
2. பாட பகுதியின் வினாக்களுக்கு விடையளிக்கவும்.
3. போலி என்பதன் பொருளுணர்வு.
4. ஒத்த ஓசையுடைய சொற்கள், அடுக்குத் தொடர், இரட்டைக் கிளவி பற்றி அறிதல்.
5. பழ மொழிகளை விளக்கி எழுதுதல்.
6. கதை, கவிதை எழுத அறிதல்.
7. சூழ்நிலைகளைப் பற்றி விவாதிக்க அறிதல்.
8. கடிதம் எழுதுதல்.
9. ஒலி நாடாவில் நாடகத்தை கேட்டு வினாக்களுக்கு விடையளித்தல்.
10. 'தினப்பத்திரிகை'யை தகுந்த உச்சரிப்புடன் படித்தல்.

KSQAO 2008-2009

ప్రథమభాష తెలుగు - 7వ తరగతి

ప్రశ్నాధారిత సామర్థ్యాలు

**'A' Series**

1. పదాలు విడదీసి సంధి పేర్లు రాయగలరు.
2. వాక్యంలో సరైన విరామ చిహ్నాలు గుర్తించగలరు.
3. వ్యుత్పత్తర్థాలు గుర్తించి రాయగలరు.
4. పర్యాయ పదాలు రాయగలరు.
5. నానార్థాలు గుర్తించి రాయగలరు.
6. పద్య/గద్యాలకు గురు లఘువులు గుర్తించి రాయగలరు.
7. విషయం విని/చదివిన తర్వాత ఎలా? అను ప్రశ్నకు జవాబు రాయగలరు.
8. సన్నివేశం, సంఘటనలను వివరించగలరు.
9. సంభాషణలు విని అడిగిన ప్రశ్నలకు జవాబు రాయగలరు.
10. ముద్రిత ప్రతిని చదవగలరు.

**'B' Series**

1. ప్రకృతి-వికృతలను గుర్తించి రాయగలరు.
2. జంటపదాలు గుర్తించగలరు/రాయగలరు.
3. సమాసాలను గుర్తించి రాయగలరు.
4. వాక్యాలలో కర్త, కర్మ, క్రియలు గుర్తించి రాయగలరు.
5. పద్యపాదాలను (కంఠస్థ పద్యం) పూరించగలరు.

6. విషయం విన్నతర్వాత 'ఎలా?' వంటి ప్రశ్నలకు జవాబు రాయగలరు.
7. వివిధ రకాల లేఖలు రాయగలరు.
8. పఠ్య/పఠ్యేతర విషయంపై అడిగిన ప్రశ్నకు జవాబు రాయగలరు.
9. పద్యాలు/కవితలు విని, అర్థం చేసుకుని, అడిగిన ప్రశ్నలకు జవాబు రాయగలరు.
10. చేతిరాత ప్రతులను చదవగలరు.

**'C' Series**

1. వ్యతిరేక పదాలు గుర్తించి రాయగలరు.
2. అన్యలింగ పదాలు మార్చి రాయగలరు.
3. పదాలకు గల సంబంధాలు గ్రహించి రాయగలరు.
4. వాక్యంలో నామవాచకాలను గుర్తించి రాయగలరు.
5. పదాలను సొంత వాక్యాలలో ఉపయోగించి రాయగలరు.
6. సందర్భాలను గుర్తించి జవాబు రాయగలరు.
7. చదివిన/వినిన విషయాలపై చర్చించి తార్కిక నిర్ణయం తీసుకోగలరు.
8. విషయం వినిన తర్వాత ఎందుకు? అన్న ప్రశ్నలకు జవాబు రాయగలరు.
9. నాటికలోని సన్నివేశం విని, అర్థం చేసుకుని అడిగిన ప్రశ్నలకు జవాబు రాయగలరు.
10. దినపత్రికను అనర్థం గా చదవగలరు.

**CLASSWISE & SUBJECTWISE LEARNING OUTCOMES**

Question No. Second Language : English

Class : 7

**'A' Series**

**Written**

11. Learns the Past tenses forms of words.
12. Identifies the rhyming words.
13. Learns the Use of 'If' clause.
14. Forms compound words.
15. Uses plural forms of words.
16. Frames questions.
17. Develops legible handwriting.

**Oral**

18. Learns, names for people in different professions.
19. Reads simple Stories/Passages and answer comprehension questions.
20. Speaks about the importance of festivals or any other topic.

**'B' Series**

**Written**

11. Quotes poems from memory.
12. Learn the use of possessive pronouns (My, Mine, Her, Hers, Yours)
13. Describes on going actions.

14. Locates the position of objects.
15. Identifies the describing words.
16. Writes antonyms of words.
17. Uses words expressing frequency of an action.

**Oral**

18. Reads dialogues aloud with appropriate tonal variations.
19. Narrates past events.
20. Speaks using the describing word.

**'C' Series**

**Written**

11. Uses articles appropriately.
12. Describes habitual actions.
13. Forms sentences from jumbled words.
14. Identifies the hidden words.
15. Writes two or three sentences on a given topic.
16. Solves riddles.
17. Answers textual questions.

**Oral**

18. Recites/Sing poem by memory.
19. Reads aloud with proper intonation.
20. Enacts a role.

ತರಗತಿವಾರು ಹಾಗೂ ವಿಷಯವಾರು ಕಲಿಕೆಯ ಫಲಗಳು

## CLASSWISE & SUBJECTWISE LEARNING OUTCOMES

ಪ್ರಶ್ನೆ ಸಂಖ್ಯೆ

ವಿಷಯ : ದ್ವಿತೀಯ ಭಾಷೆ : ಕನ್ನಡ

ತರಗತಿ : 7

'ಎ' ಸರಣಿ

ಅಣತ

11. ಮಾದರಿಯಂತೆ ಪದ ಕೂಡಿಸಿ ಬರೆಯುವರು.
12. ಪವಗಳಿಗೆ ಸೂಕ್ತ ಅರ್ಥವನ್ನು ಗ್ರಹಿಸಿ ಬರೆಯುವರು
13. ವಿರುದ್ಧಾರ್ಥಕ ಶಬ್ದಗಳನ್ನು ಆಲೋಚಿಸಿ ಬರೆಯುವರು.
14. ವಿವರಣೆಯನ್ನು ಓದಿ ಒಂದು ಪದವನ್ನು ಬರೆಯುವರು.
15. ಘಟನೆಯನ್ನು ಅನುಕ್ರಮವಾಗಿ ಗುರುತಿಸುವರು.
16. ಕಥನಗಳನ್ನು ಆಲಸುವುರೊಂದಿಗೆ ಅರ್ಥ ಮಾಡಿಕೊಳ್ಳುವರು.
17. ಸರಳ ಪಠ್ಯವನ್ನು ಓದಿದ ಮೇಲೆ ಯಾರು? ಎಂಬ ಪ್ರಶ್ನೆಗೆ ಉತ್ತರಿಸುವರು.
18. ಹೇಳುವ ವಲ್ಯವಲ್ಲನ ಮುಖ್ಯ ವಿಷಯಗಳನ್ನು ಗುರ್ತಿಸುವರು.

ಮೌಖಿಕ

19. ಪಠ್ಯವಲ್ಲನ ಪದ್ಯಗಳನ್ನು ಕಂಠಪಾಠ ಮಾಡಿ ಓಪ್ಪಿಸುವರು.
20. ಅಪರಿಚಿತ ಪದಗಳ ಉಕ್ತಲೇಖನ ತೆಗೆದುಕೊಳ್ಳುವರು.

'ಬಿ' ಸರಣಿ

ಅಣತ

11. ಗುಂಪಿಗೆ ಸೇರದ ಪದಗಳನ್ನು ವತ್ತೆ ಹಚ್ಚುವರು.
12. ಅನ್ಯಲಂಗ ಪವವನ್ನು ಬರೆಯುವರು.
13. ಮಾದರಿಯಂತೆ ಪದ ರಚಿಸುವರು.
14. ಮಾದರಿಯಂತೆ ಬರೆಯುವರು.

15. ಸರಳ ಪಠ್ಯವನ್ನು ಓದಿದ ಮೇಲೆ ಎಲ್ಲ? ಎಂಬ ಪ್ರಶ್ನೆಗೆ ಉತ್ತರಿಸುವರು.

16. ಬರೆದ ವಲ್ಯವಲ್ಲನ ಮುಖ್ಯ ವಿಷಯಗಳನ್ನು ಗುರುತಿಸುವರು.

17. ವಿವರಣೆಗಳನ್ನು ಆಲಸುವುರೊಂದಿಗೆ ಅರ್ಥಮಾಡಿಕೊಳ್ಳುವರು.

18. ಅಪರಿಚಿತ ಸನ್ನಿವೇಶಗಳಲ್ಲನ ಸಂವಾದ ಮತ್ತು ಸಂಭಾಷಣೆಯನ್ನು ಅರ್ಥ ಮಾಡಿಕೊಳ್ಳುವರು.

ಮೌಖಿಕ

19. ಸರಳ ಕಥೆಗಳನ್ನು ಹೇಳುವರು.

20. ಒಗಟುಗಳನ್ನು ಅರ್ಥೈಸಿಕೊಂಡು ಉತ್ತರ ಹೇಳುವರು.

'ಸಿ' ಸರಣಿ

11. ಅಕ್ಷರದಿಂವ ಪ್ರಾರಂಭವಾಗುವ ಪದಗಳನ್ನು ಬರೆಯುವರು.

12. ವಚನ ಬದಲಿಸಿ ಬರೆಯುವರು.

13. ಸಮಾನಾರ್ಥಕ ಪವ ಬರೆಯುವರು.

14. ಮಾದರಿಯಂತೆ ಪವಮಂಜ ಬರೆಯುವರು.

15. ಪದಗಳ ನಡುವೆ ಇರುವ ಅರ್ಥಪೂರ್ಣ ಸಂಬಂಧವನ್ನು ಆರಿಯುವರು.

16. ಸರಳ ಮಾರ್ಗದರ್ಶಿಕ ರಚನೆಗಳನ್ನು ಬರೆಯುವರು.

17. ವಲ್ಯವನ್ನು ಆಲಸಿದ ನಂತರ ಏಕೆ? ಎಂಬ ಪ್ರಶ್ನೆಗೆ ಉತ್ತರಿಸುವರು.

18. ಪಠ್ಯವನ್ನು ಓದಿದ ಮೇಲೆ ಏನು? ಎಂಬ ಪ್ರಶ್ನೆಗೆ ಉತ್ತರಿಸುವರು.

ಮೌಖಿಕ

19. ಪರಿಚಿತ ವಸ್ತು ಮತ್ತು ಪದಾರ್ಥಗಳ ಬಗ್ಗೆ ವಿವರಿಸುವರು.

20. ಗಾದೆ ಮಾತುಗಳನ್ನು ಹೇಳುವರು.

**CLASSWISE & SUBJECTWISE LEARNING OUTCOMES**

Question No.

Subject : Part B

Class : 7

**Series A**

**Written**

21. Explains the different Yogic exercises .
22. Recognises the the different types of dances and musical instruments and their uses.
23. Appreciates the uses of SUPW.
24. Interpretes the importance of adoption of individual values.
25. Collects information about Athletics.
26. Appreciates the importance of Projects.

**Oral - Observation - Activities**

27. Demonstrates bthe mass drill and Rhythmic activities .
28. Pronounces the sounds 'a' , 'u' , 'm'.
29. Prepares handicrafts on spot.
30. Maintains the cleanliness of the body.

**Series B**

**Written**

21. Appreciates the importance of individual value .
22. Explains the different yogic exercises.
23. Possess positive attitude .
24. Practice the social values.

25. Doing resolutions.
26. Explains the spreading and prevention of communicable diseases.

**Oral - Observation - Activities**

27. Demonstrates simple exercises.
28. Demonstrates Yogasanas.
29. Perform extempore speech.
30. Demonstrates handicrafts.

**Series C**

**Written**

21. Gives information about leading game.
22. Recognises names and fields of the artists.
23. Practice the good food habits.
24. Doing resolutions.
25. Explains different yogic exercises.
26. Draws simple diagrams.

**Oral - Observation - Activities**

27. Demonstrates mass drill and rhythmic activities .
28. Demonstrates yogasanas .
29. Sings emotional songs/ patriotic songs/devotional songs/ Folk songs.
30. Prepares/completes projects in specific subjects.



**CLASSWISE & SUBJECTWISE LEARNING OUTCOMES**

Question No.

Subject : Mathematics

Class : 7

**'A' Series**

1. Classifies the algebraic terms.
2. Finds the products of the algebraic expressions of the type  $(X+a)(X+b)$ .
3. Converts the integers into exponential form and vice versa.
4. Writes the fractions in ascending /decending orders.
5. Makes mtal conversion of fraction, decimals and percentage.
6. Converts base 10 into base 2 numbers and vice versa.
7. Differentiates between planes and cubes.
8. Solves the problems on direct and inverse proportion.
9. Solves the prblems on percentage related to daily life.
10. Constructs circle of the given measurement and draws the chord.

**'B' Series**

1. Interprets the commutative and associative property of multiplication related to algebraic expressions.
2. Identifies the like and unlike algebraic terms.
3. Interprets the place values of base 5 number system
4. Examines the equivalent fractions.

5. Finds the differences between the polinomials.
6. Adds the integers on a number line.
7. Solves the problems on fractions related to daily life.
8. Finds the products of the expressions of the type  $(a+b)^2$ .
9. Identifies the relation between radius, diameter and circumference and solves the problem.
10. Calculates the volume of a cube.

**'C' Series**

1. Finds the sum of like and unlike algebraic terms.
2. Finds the products of the expressions of the type  $(a+b)(a-b)$ .
3. Finds the value of an integer when the power is odd or even.
4. Simplifies the numbers in exponential forms.
5. Adds/subtracts the integers on a number line.
6. Solves the problems related to speed, time and distance
7. 'BODMAS' Simplifies by opening the brackets.
8. Solves the problems on algebraic terms related to daily life.
9. Finds the area of a circle from the given data.
10. Calculates the volume of a cuboids.

**CLASSWISE & SUBJECTWISE LEARNING OUTCOMES**

**Question No.**

**Subject : Science**

**Class : 7**

**'A' Series**

11. Explains the structure of a cell.
12. Explains the position, size, and nature of images formed in concave mirror.
13. Matches the names of the animals with their nutritive part.
14. Draws and labels the vertical section of human heart.
15. Recognises unicellular and multicellular organisms to have specific excretory organs.
16. Explains the anomalous expansion of water with reasons.
17. Lists out the necessity of heat energy for our daily life.
18. Enumerates the effects of heat.
19. Explains the features of non infectious diseases.
20. Mentions the uses of liquid gases.

**'B' Series**

11. Lists the different functions of plant and animal tissues
12. Suggests the molecular formula for compounds and symbol for elements.
13. Interpretes the meaning and importance of respiration.
14. Draws and labels the parts of human e xcretory system.

15. Lists out the functions of fore brain, hind brain, sensory, nervous and motor nervous in human nervous system.
16. Suggests measures to prevent water pollution.
17. Defines Calorie and Joules.
18. Inculcates the necessity of balanced diet in the daily life.
19. Recognises the methods of tranference of heat.
20. Identifies the important constituents of air.

**'C' Series**

11. Explains the methods of separation of mixtures and solutions.
12. Lists out laws of reflection.
13. Interprets the reaction of photosynthesis.
14. Names the organs of respiratory system.
15. Describes with a diagram that water is a bad conductor of heat.
16. Explains the reproductive systems in plants and animals.
17. Identifies the scientific reasons for salinity of sea water.
18. Identifies the boiling point and melting point of water at different places.
19. Recognises the importance of personnel hygiene.
20. Analyses the causes of air pollution.

**CLASSWISE & SUBJECTWISE LEARNING OUTCOMES**

**Question No.**      **Subject : Social Science**      **Class : 7**

**'A' Series**

21. Explains the policies and their effects of Lord Dolhousie and Lord Wellesly.
22. Recalls the achievements of UNO.
23. Gives examples for various flora and fauna of North America.
24. Analyses the causes for the advent of Portugese their Development and Decline of power and personalities.
25. Recognises the methods of trade of British in India.
26. Correlates between the special events of Robert Clive's administration and dates.
27. Explains the consequences fourth Mysore war.
28. Analyses the cases for illetaracy and suggests remedies .
29. Analyses the factors that influence the climate of Europe.
30. Locates the Physical features of Europe on the outline map.

**'B' Series**

21. Recalls the principles of humanism during the renaissance period.
22. Identifies the important places of physical features of Europe.
23. Interprets the main objective behind the remedies for economic problems and their projects.
24. Correlates the important events and dates of Maratha supremacy and its decline.

25. Explains the system of education and its effects during the British periods.
26. Lists the economic problems that influenced religion reform movement of 16th century.
27. Explains the climatic conditions North America.
28. Analyses the contributions of Tippu Sultan.
29. Analyses the factors that cause poverty and unemployment in India.
30. Identifies the important physical features of North America in its outline map.

**'C' Series**

21. Identifies the developments during the period of renaissance.
22. Explains the Carnatic and Plassy wars.
23. Identifies the new discoveries and various discoveries of geographical exploration.
24. Explains and lists out the land resources and uses of Europe.
25. Recalls the different land revenue policies of British period.
26. Explains the aims of our constitution.
27. Identifies the importance of River and lakes of North America.
28. Explains the impact of Religious reforms.
29. Discuss the problems of children, the reasons and remedies.
30. Locates Physical division Europe on the outline map.

CLASSWISE & SUBJECTWISE LEARNING OUTCOMES

ಪ್ರಶ್ನೆ ಸಂಖ್ಯೆ

ವಿಷಯ : ಪ್ರಥಮ ಭಾಷೆ - ಕನ್ನಡ

ತರಗತಿ : 8

‘ಎ’ ಸರಣಿ

ಲಘುತೆ

1. ಪದಗಳನ್ನು ಬಿಡಿಸಿ ಬರೆದು, ಸಂಧಿಯ ಹೆಸರನ್ನು ಬರೆಯುವರು.
2. ಕ್ರಿಯಾ ಪದಗಳನ್ನು ಆರಿಸಿ ಬರೆಯುವರು.
3. ತತ್ಸಮ ಪದಗಳನ್ನು ಬರೆಯುವರು.
4. ಸೂಕ್ತ ಲೇಖನ ಚಿಹ್ನೆಗಳನ್ನು ಬಳಸುವರು.
5. ಸಮಾನಾರ್ಥಕ ಪದಗಳನ್ನು ಬರೆಯುವರು.
6. ವರ್ಯಾಂಶ - ಹಿಂದೂಸ್ಥಾನಕ್ಕೆ ಹಿಂದಿರುಗಿದುದು/ಕನ್ನಡ ತಾಯಿಯ ಸುಪ್ರಭಾತ ಈ ಗದ್ಯ/ವ್ಯಂಗ್ಯಗಳನ್ನು ಅರ್ಥೈಸಿಕೊಂಡು ಉತ್ತರಿಸುವರು.
7. ಪರ್ಯಾಂಶ - ಕನ್ನಡ ನಂಸ್ಥತಿ - ನಮ್ಮ ಹೆಮ್ಮೆ/ನೆಲ್ಸನ್ ಮಂಡೇಲ ಈ ಗದ್ಯ/ವ್ಯಂಗ್ಯಗಳನ್ನು ಅರ್ಥೈಸಿಕೊಂಡು ಉತ್ತರಿಸುವರು.
8. ಪರ್ಯಾಂಶ - ಉತ್ತರನ ಪೌರುಷ ಗದ್ಯವನ್ನು ಅರ್ಥೈಸಿಕೊಂಡು ಉತ್ತರಿಸುವರು.
9. ಧ್ವನಿಸುರುಳಿಯಲ್ಲಿನ ನಾಟಕವನ್ನು ಆಲಿಸಿ ಕೇಳಿದ ಪ್ರಶ್ನೆಗಳಿಗೆ ಉತ್ತರಿಸುವರು

ಮೌಖಿಕ

10. ದಿನಪತ್ರಿಕೆಯನ್ನು ನಿರರ್ಗಳವಾಗಿ, ಸ್ಪಷ್ಟವಾಗಿ ಓದುವರು.

‘ಬಿ’ ಸರಣಿ

ಲಘುತೆ

1. ಧಾತುಗಳನ್ನು ಬಳಸಿ ಪದಗಳನ್ನು ರಚಿಸುವರು.
2. ವಿಭಕ್ತಿ ಪ್ರತ್ಯಯಗಳನ್ನು ಗುರುತಿಸುವರು.
3. ತದ್ಧಪ ಪದಗಳನ್ನು ಬರೆಯುವರು.
4. ವಿರುದ್ಧಾರ್ಥಕ ಪದಗಳನ್ನು ಬರೆಯುವರು.
5. ವದಗಳ ಸರಿಯಾದ ರೂಪವನ್ನು ಬರೆಯುವರು.
6. ವರ್ಯಾಂಶ - ಬಸಯ್ಯ ಮತ್ತು ಜೇನು ಗೂಡು ಈ ಗದ್ಯವನ್ನು ಅರ್ಥೈಸಿಕೊಂಡು ಉತ್ತರಿಸುವರು.

7. ಪರ್ಯಾಂಶ - ಕುರುಡು ಕಾಂಜಾಣಾ ಈ ಪದ್ಯವನ್ನು ಅರ್ಥೈಸಿಕೊಂಡು ಉತ್ತರಿಸುವರು.

8. ಪರ್ಯಾಂಶ - ಕರುಣಾಳು ರಾಘವನಲ್ಲಿ ತಪ್ಪಿಲ್ಲ ಈ ಪದ್ಯವನ್ನು ಅರ್ಥೈಸಿಕೊಂಡು ಉತ್ತರಿಸುವರು.

9. ಧ್ವನಿಸುರುಳಿಯಲ್ಲಿನ ಸಂಭಾಷಣೆಯನ್ನು ಆಲಿಸಿ ಕೇಳಿದ ಪ್ರಶ್ನೆಗಳಿಗೆ ಉತ್ತರಿಸುವರು.

ಮೌಖಿಕ

10. ಕೈಬರಹದ ಕಾರ್ಡುಗಳನ್ನು ನಿರರ್ಗಳವಾಗಿ, ಸ್ಪಷ್ಟವಾಗಿ ಓದುವರು.

‘ಸಿ’ ಸರಣಿ

ಲಘುತೆ

1. ನಾಮಪದವೆ ವಿಧಗಳನ್ನು ಗುರುತಿಸುವರು.
2. ವ್ರಸ್ತಾರ ಹಾಕುವರು.
3. ಅಲಂಕಾರವನ್ನು ಗುರುತಿಸಿ ಹೆಸರಿಸುವರು.
4. ಗ್ರಾಂಥಿಕ ರೂಪವನ್ನು ಬರೆಯುವರು.
5. ನುಡಿಗಟ್ಟುಗಳನ್ನು ಸ್ವಂತ ವಾಕ್ಯಗಳಲ್ಲಿ ಬಳಸುವರು.
6. ವರ್ಯಾಂಶ - ಮಿರ್ಜಾರ ಮಾನವೀಯತೆ ಈ ಗದ್ಯವನ್ನು ಅರ್ಥೈಸಿಕೊಂಡು ಉತ್ತರಿಸುವರು.
7. ವರ್ಯಾಂಶ - ಸರ್ವಜ್ಞನ ನಲಹೆ ಈ ಪದ್ಯವನ್ನು ಅರ್ಥೈಸಿಕೊಂಡು ಉತ್ತರಿಸುವರು.
8. ವರ್ಯಾಂಶ - ಹಡೆದಜ್ಜ ಈ ಪದ್ಯವನ್ನು ಅರ್ಥೈಸಿಕೊಂಡು ಉತ್ತರಿಸುವರು.
9. ಧ್ವನಿಸುರುಳಿಯಲ್ಲಿನ ವದ್ಯವನ್ನು ಆಲಿಸಿ ಸಂಬಂಧಿಸಿದ ಪ್ರಶ್ನೆಗಳಿಗೆ ಉತ್ತರಿಸುವರು.

ಮೌಖಿಕ

10. ಮುದ್ರಿತ ಕಾರ್ಡುಗಳಲ್ಲಿನ ವಿಷಯವನ್ನು ಲೇಖನ ಚಿಹ್ನೆಗಳನ್ನು ಆಧರಿಸಿ ಓದುವರು.

**CLASSWISE & SUBJECTWISE LEARNING OUTCOMES**

**Question No. Subject : First Language : English Class : 8**

**Series A**

**Written**

1. Learns to supply suitable synonyms.
2. Uses different tenses.
3. Learns transformation of sentences. (Assertive to Exclamatory)
4. Learns to use figures of speech.
5. Uses a given word as a noun and a verb.
6. Answers comprehension question
7. Gives reference to context. (Textual)
8. Writes summary of the poem (Textual)
9. Letter Writing.

**Oral**

10. Ability to narrate an event.

**Series B**

**Written**

1. Learns to use adverbs.
2. Gives suitable Antonyms.
3. Learns to use articles.
4. Learns to use conditional clauses with imperatives in a sentence.
5. Writes in reported speech.

6. Learns to develop 'wh' questioning skill.
7. Differentiation between the two given characteristics. (Textual)
8. Appreciates the values in Indian Mythology. (Textual)
9. Essay Writing.

**Oral**

10. Develops an ability to narrate a story.

**Series C**

**Written**

1. Learns to use preposition.
2. Learns to change active and passive voice.
3. Frames own sentences.
4. Learns to use 'as soon as' and 'no sooner than'
5. Identifies phrasal verbs.
6. Learns to add question tags.
7. Learns to appreciate description/imagination/ aesthetic sense. (Textual)
8. Analyses the characteristic quality of a given personality. (Textual)
9. Ability to write a paragraph, on the given topic.

**Oral**

10. speak a few lines on the given topic.

## अष्टमकक्ष्या प्रथम भाषा - संस्कृतम्

Class 8 – Paper - I – SANSKRIT उठगड - 8 ःडडडु डुडुडुडु - डडुडुडुडु

प्र.सं.	सामर्थ्यम्	प्र.सं.	सामर्थ्यम्
<b>'A' Series</b>			
१.	वर्णमालायां विद्यमान अक्षराणां ज्ञानम् । लिखित	६.	समूहेतरपदानां लेखनज्ञानम् । ”
२.	समानार्थक पदज्ञानम् । ”	७.	पद्यानां पूरणसामर्थ्यम् । ”
३.	स्वराक्षराणां विभागपरिचयः । ”	८.	कवि - काल - कृतीनाम् विषये लेखनज्ञानम् । ”
४.	शब्दानां - लिङ्ग - विभक्ति - वचन ज्ञानम् । ”	९.	द्वित्रैः वाक्यैः संस्कृते लेखनम् । ”
५.	अन्यलिङ्गपदानां ज्ञानम् । ”	१०.	मुद्रितलेखन पठनसामर्थ्यम् । वाचनम्
६.	विरुद्धपदानां परिचयज्ञानम् । ”	<b>'C' Series</b>	
७.	एकवाक्येन-संस्कृते लेखनज्ञानम् । ”	१.	सजातीथव्यञ्जनानां ज्ञानम् । लिखित
८.	निर्देशानुसारं उत्तरं लिखत । ”	२.	कर्तृ - कर्म - क्रियाज्ञानम् । ”
९.	रिक्तस्थाने सूक्तपदपूरणम् । ”	३.	महाप्राणव्यञ्जनानां परिचयः । ”
१०.	हस्तप्रतिलेखन पठन सामर्थ्यम् । वाचनम्	४.	अनुनासिकव्यञ्जनानां ज्ञानम् । ”
<b>'B' Series</b>		५.	पदं उपयुज्य वाक्यरचना सामर्थ्यम् । ”
१.	अल्पप्राणव्यञ्जनानां ज्ञानम् । लिखित	६.	प्रथाहारज्ञानम् । ”
२.	सर्वनामपदानां परिचयः । ”	७.	पञ्चषैः वाक्यैः मातृभाषया लेखनज्ञानम् । ”
३.	मृदुव्यञ्जनानां परिचयज्ञानम् । ”	८.	पद्यस्य तात्पर्यं मातृभाषया लेखनज्ञानम् । ”
४.	समास परिचय ज्ञानम् । ”	९.	भाषान्तरज्ञानम् । ”
५.	लकार - पुरुष - वचनानां परिचय ज्ञानम् । ”	१०.	कथापठनम् । वाचनम्

## आठवी कक्षा - प्रथम भाषा - हिन्दी

Class 8 – Paper - I – HINDI उठगउ - 8 ँदुदुडु ढुडुडु - ॡ०००

प्र.सं.	विवरण	प्र.सं.	विवरण
<b>'A' Series</b>			
१.	अननुरूपी शब्द पहचानना		लिखित
२.	विलोम शब्द लिखना		"
३.	तद्भव शब्दों का तत्सम रूप लिखना		"
४.	अन्य लिंग रूप लिखना		"
५.	योजक शब्दों द्वारा वाक्यों को जोड़कर लिखना		"
६.	बहु विकल्पों में से सही उत्तर चुनकर लिखना		"
७.	गद्य पर आधारित प्रश्नोत्तर-अच्छे मित्र की विशेषताओं को पहचानना		"
८.	पद्य भाग का भावार्थ लिखना		"
९.	अनदेखा गद्यांश पढ़कर दिये गये प्रश्नों के उत्तर लिखना		"
१०.	कविता वाचन		वाचन
<b>'B' Series</b>			
१.	वाक्यांशों के लिए एक शब्द लिखना		लिखित
२.	कारक चिह्नों का सही प्रयोग		"
३.	पर्यायवाची शब्द लिखना		"
४.	अन्य वचन रूप लिखना		"
५.	दिये गये शब्दों के भिन्न-भिन्न अर्थ प्रकट करनेवाले (अलग, अलग) वाक्यों की रचना		"
६.	पठ्य पुस्तक पर आधारित प्रश्नों के उत्तर एक-एक वाक्य में लिखना		"
७.	गद्य पर आधारित प्रश्न का सही उत्तर अपने शब्दों में लिखना		"
८.	दिये गये वाक्य को पहचानना कि किस पाठ से लिया गया है? किसने कहा? किससे कहा?		"
९.	पद्य भाग पूर्ण करना (कंठस्य)		"
१०.	मुद्रित गद्य भाग पढ़ना		वाचन
		<b>'C' Series</b>	
१.	प्रेरणार्थक क्रिया रूप लिखना		लिखित
२.	भाववाचक संज्ञा रूप लिखना		"
३.	उपसर्गयुक्त शब्द बनाना		"
४.	मुहावरों को सही अर्थ लिखना		"
५.	वाक्यों में प्रयोग करना		"
६.	सही शब्दों से रिक्त स्थानों की पूर्ति करना		"
७.	गद्य पर आधारित प्रश्न का उत्तर लिखना		"
८.	कवि परिचय देना		"
९.	छुट्टी के लिए प्रार्थना पत्र लिखना		"
१०.	हस्त लिखित गद्यांश पढ़ना		वाचन

**A Series**

- سوال نمبر      صلاحیتوں کی تفصیل      صلاحیت کی نوعیت      (8) تشکیلی ہنرمندی کے ماتحت چھوٹی چھوٹی کہانیاں لکھیں۔      تحریری
- (1) مرکب الفاظ کے معنی سمجھ کر اپنے جملوں میں استعمال کرنے کی صلاحیت کو فروغ دیں گے۔      (9) صحیح اعراب اور جوں کے ساتھ اسباق/ اخبار/ رسالے/ اشتہارات پڑھنا سکیں گے۔
- (2) محاورے پہیلیوں، کہاوتوں کو سمجھ کر تفصیلات بیان کریں گے۔      تحریری
- (3) مختلف واقعات کے ذریعے اخلاقی قدروں کا شعور اور حاضر دماغ پیدا کریں گے۔      (10) ڈراموں کو غور سے سنیں گے اور پوچھے گئے سوالات کو سمجھ کر صحیح جواب تحریر کریں گے۔

**B Series**

- (4) متن کے حوالے سے تشریح کریں گے۔      تحریری
- (5) حضرت محمد ﷺ کی شخصیت و سیرت کو سمجھ پائیں گے۔      (1) ہم آواز الفاظ کی گروپ بندی کر کے تحریر میں استعمال کریں گے۔      تحریری
- (6) آنکھوں دیکھے واقعات و حادثات کے متعلق تفصیلات پیش کریں گے۔      (2) تذکیر و تانبیت کے مطابق الفاظ کی گروہ بندی کریں گے۔      تحریری
- (7) فقروں کی وضاحت کریں گے۔      (3) زندگی کے عام واقعات میں چھپی ہوئی بے ترتیبوں اور کوتاہیوں کو سمجھ سکیں گے۔      تحریری



- 4) اردو زبان دانی اور قواعد کے صحیح استعمال کو سمجھیں گے۔  
 5) نظم میں تفصیل کی گنجائش اور اظہار خیال کی آزادی کو سمجھ سکیں گے/نظم کا خلاصہ لکھیں گے۔  
 6) حروف کے اقسام کی پہچان کرتے ہوئے تفصیلات بیان کریں گے۔  
 7) تشبیہ کی تعارف کرتے ہوئے مثالیں دیں گے۔  
 8) حروف عطف کی مختلف قسموں کی جان پائیں گے۔  
 9) دستی تحریر/کارٹونس/تصویری کہانیاں پڑھ کر مرکزی خیال کو اخذ کریں گے۔  
 10) کہانیوں/واقعوں/مکالموں کو غور سے سنیں گے۔ اور پوچھے گئے سوالات کو سمجھ کر تحریر کریں گے۔
- تحریری ضرورت کو سمجھ سکیں گے۔  
 4) عبد و معبود کے ربط باہمی کو سمجھ سکیں گے۔  
 5) مصوری کے ذریعے قدرتی شاہ کار کے جمالیاتی پہلوؤں کو محسوس کر سکیں گے۔  
 6) لفظ کی قسمیں بیان کریں گے۔  
 7) منتخب اشعار کی تشریح کریں گے۔  
 8) اشاروں کی مدد سے ادھورے معنی مکمل کریں گے/عبارت کو مکمل کریں گے۔  
 9) نظم کی مختلف اصناف کو مناسب لب و لہجے کے ساتھ پڑھ کر نفس مضمون کو سمجھ پائیں گے۔  
 10) نظموں/طیفوں/ڈراموں/کہانیوں کے ذریعے مختلف اقدار کی واقفیت حاصل کریں گے۔
- تحریری سمعی و تحریری

### C Series

- 1) الفاظ کے معنوں کو انتخاب کر کے لکھیں گے۔  
 2) ہم قافیہ اور ہم ردیف الفاظ کو چن کر لکھیں گے۔  
 3) سائنسی ترقی کے حیرت انگیز کارناموں کا ذکر کر کے روزمرہ زندگی میں ان کی اہمیت اور

## इयत्ता ८ वी पेपर पहिला प्रथम भाषा - मराठी

**Class 8 – Paper - I – First Language उठगति - ८ प्रुढम ढास - मरुठि**

प्र.सं. सामर्थ्याचे विवरण	प्र.सं. सामर्थ्याचे विवरण
<p style="text-align: center;"><b>'A' Series</b></p> <ol style="list-style-type: none"> <li>१. शब्दार्थ लिहिणे.</li> <li>२. समानार्थी शब्द लिहिणे.</li> <li>३. पाठ्यांशाचा अर्थ समजून घेऊन का? अशा प्रश्नांची उत्तरे लिहिणे.</li> <li>४. कवितेवरील प्रश्न-संदर्भासह स्पष्ट करून लिहिणे.</li> <li>५. विराम चिन्हांचा योग्य वापर करून वाक्य लिहिणे.</li> <li>६. वाक्यातील कर्ता, कर्म, क्रियापद ओळखून लिहिणे.</li> <li>७. अर्ज लेखन.</li> <li>८. पाठ्येतर विषय वाचून का? अशा प्रकारच्या प्रश्नांची उत्तरे लिहिणे.</li> <li>९. ध्वनिफित ऐकूण त्यावरील प्रश्नांची उत्तरे लिहिणे.</li> <li>१०. मुद्रीत वाचन करणे. (भित्तीपत्रक)</li> </ol> <p style="text-align: center;"><b>'B' Series</b></p> <ol style="list-style-type: none"> <li>१. वाक्यप्रचाराचा अर्थ सांगून वाक्यात उपयोग करणे.</li> <li>२. शब्दाच्या जाती ओळखून लिहिणे.</li> <li>३. पाठ्यांशाचा अर्थ समजून घेऊन कसे? अशा प्रश्नांची उत्तरे लिहिणे.</li> <li>४. विषयानुरूप सहज घडणारी चर्चा, संवाद यांचे विवरण करणे.</li> <li>५. लिंग विचार - स्त्रिलिंगी, पुल्लिंगी, नपुसक लिंगी असे शब्दांचे वर्गीकरण करणे.</li> </ol>	<ol style="list-style-type: none"> <li>६. प्रयोग - कर्तरी, कर्मणी आणि भावे. वाक्ये तयार करून लिहिणे.</li> <li>७. मुद्यावरून गोष्ट (कथा) लिहिणे.</li> <li>८. पाठ्येतर विषय वाचून कशासाठी? अशा प्रश्नांची उत्तरे लिहिणे.</li> <li>९. ध्वनिफित ऐकूण त्या विषयावरील प्रश्नांची उत्तरे लिहिणे.</li> <li>१०. हस्तलिखित वाचन करणे.</li> </ol> <p style="text-align: center;"><b>'C' Series</b></p> <ol style="list-style-type: none"> <li>१. भिन्नार्थी शब्दांचा भिन्न वाक्यात उपयोग करणे.</li> <li>२. विरुद्धार्थी शब्द लिहिणे.</li> <li>३. विषयाचे वाचन झाल्यावर तार्किक निर्णयावर आधारित प्रश्नांची उत्तरे लिहिणे.</li> <li>४. प्रसंग किंवा घटनांचे विवरण करणे.</li> <li>५. संधीचे प्रकार सांगून संधी करणे व सोडविणे.</li> <li>६. अलंकार ओळखून लिहिणे.</li> <li>७. निबंध लेखन - प्रकारानुसार लिहिणे.</li> <li>८. पाठ्येतर विषय वाचून असे असेल तर? असे होईल तर? अशा प्रश्नांची उत्तरे लिहिणे.</li> <li>९. ध्वनिफित ऐकूण त्यावरील प्रश्नांची उत्तरे लिहिणे.</li> <li>१०. वृत्तपत्रातील बारीक मजकूराचे वाचन.</li> </ol>

## திறன்களின் பட்டியல் / சுற்றலின் பலன்கள்

First Language Tamil

எண்.

விஷயம் : தமிழ் முதல் மொழி

வகுப்பு : 8

### பாகம் - எ

1. எளிய கதைகளைப் பற்றி அறிதல்.
2. கவிஞர்கள் கவிதைகள் இவற்றின் பெருமை பற்றி உணர்தல்.
3. தமிழரின் பண்பாட்டை அறிதல். குடும்ப விளக்கு - விருந்தோம்பலின் சிறப்பு.
4. கடிதம் எழுதும் முறைகளை அறிதல்.
5. சுய சிந்தனை வளர்த்தல்.
6. சமூக நிலையில் ஆண் பெண் சமத்துவம் பற்றி அறிதல்.
7. தேவாரம் - நன்றியுணர்வை வெளிப்படுத்தும் திறனை வளர்த்தல்.
8. வட சொல் தற்சமம் தற்பவம் பற்றி அறிதல்.
9. பால் மாற்றி எழுதுதல்.
10. கை பிரதிகளை படித்தல்

### பாகம் - பி

1. மனித வாழ்வின் மேம்பாட்டிற்கான குறிக்கோள்களை அறிதல்.
2. பயணக் கட்டுரை எழுதுதல். (வரலாற்று சிறப்பு மிக்க இடங்களைப் பற்றி எழுதுதல்)
3. மனோன்மணியம் ஒத்த ஓசையுடைய ஒலிநயச் சொற்கலைப் பற்றி அறிதல்.
4. வாழ்க மானுடம் கற்பனைத் திறனை வளர்த்தல்.
5. தலை குனிந்து நடக்காதே - தன்னம்பிக்கை உணர்வை வளர்த்தல்.
6. திருப்பாவை ஒரு பொருள் குறித்து பல சொற்கள் அறிதல்.
7. சொற்களை பிரித்து அறிதல்.

8. திணைக் கூறுதல்.

9. எண் குறித்தல்.

10. கொடுக்கப் பட்ட விஷயத்தை புரிந்து கொண்டு அப்படியானால் அப்படி இல்லை யென்றால் போன்ற வினாக்களுக்கு பதிலளித்தல்.

### பாகம் - சி

1. பாரம்பரிய விழாக்களைப் பற்றி அறிதல்.

2. நாட்டிற்கு நலம் புரிந்த நன்மக்களைப் பற்றி அறிதல்.

3. வாழ்வின் நன்னெறிகளின் குறிப்புணர்தல் சொற்களின் பொருளுணர்தல்.

4. கவிதை செய்யுட்களின் கருத்துரைகள் எழுதுதல்.

5. சொற்றொடரில் அமைத்து எழுதுதல்.

6. ஒழுங்கு முறைகளை குறித்து வலியுறுத்துதல்.

7. எழுத்துக்களின் வகைகளை அறிதல்.

8. சொற்களின் வகைகளை அறிதல்.

9. சுட்டெழுத்துகள் வினா எழுத்துக்கள் அறிதல்.

10. அச்சடிக்கப்பட்ட வாக்கியங்களைப் படித்தல்.

KSQAO 2008-2009

ప్రథమభాష తెలుగు - 8వ తరగతి

ప్రశ్నాధారిత సామర్థ్యాలు

**'A' Series**

1. సంఘాలు కలిపి రాయడం. (వ్యా)
2. వ్యుత్పత్త్యాన్ని గుర్తించి రాయడం. (భా)
3. నానార్థాలు గుర్తించి రాయడం. (వ్యా)
4. వికృతి పదాలు రాయడం. (భా)
5. పర్యాయ పదాన్ని గుర్తించి రాయడం. (భా)
6. పండుగుల ఆచరణ, ప్రాముఖ్యత తెలుసుకోవడం. (పా)
7. జానపద కళలపై అవగాహన, అభిమానం కల్గించి ప్రోత్సహించడం. (పా)
8. దైనందిన జీవితంలో సందర్భానికి తగినట్లు మాట్లాడటం. (పా)
9. విని అర్థం చేసుకొని అడిగిన ప్రశ్నలకు జవాబులు రాయడం. (ప)
10. ముద్రిత ప్రతులను స్పష్టంగా చదవడం. (ప)

**'B' Series**

1. రూపాంతరాల వాడుకను తెలుసుకోవడం. (భా)
2. వ్యతిరేక పదాలు రాయడం. (భా)
3. నామవాచక పదాలు గుర్తించడం. (వ్యా)
4. గురు లఘువులను గుర్తించి గణవిభజన చేయడం. (వ్యా)
5. క్రియాపదాలను గుర్తించడం. (వ్యా)
6. సందర్భానుసారంగా స్వతంత్రంగా రాయడం/పంభాషించడం. (పా)

7. సామాజిక సమస్యలను రచనల ద్వారా నిర్మూలించే సృజనాత్మక శక్తిని పెంపొందించడం. (పా)
8. సమయస్ఫూర్తిని అలవాటు చేసుకోవడం. (పా)
9. సంభాషణ విని అర్థం చేసుకొని అడిగిన ప్రశ్నలకు జవాబు రాయడం. (శ్ర)
10. వేతిరాత ప్రతిని స్పష్టంగా చదవడం. (ప)

**'C' Series**

1. సమాసాలు గుర్తించి రాయడం. (వ్యా)
2. వికృతులకు ప్రకృతులు రాయడం. (వ్యా)
3. విభక్తి ప్రత్యయాలు గుర్తించడం. (వ్యా)
4. సొంత వాక్యాలలో ఉపయోగించి రాయడం. (భా)
5. విరామ చిహ్నాలను గుర్తించి రాయడం. (భా)
6. పొదుపు రేపటి జీవితానికి అత్యవసరం అనుటను అవగాహన చేసుకోవడం. (పా)
7. లేఖ రచనా విధానం/కౌశలం పెంచుకోవడం. (పా)
8. పొత్తోచితంగా అభినయ కౌశలాన్ని పెంపొందించడం. (పా)
9. విని అర్థం చేసుకొని జవాబులివ్వడం. (శ్ర)
10. దిన పత్రికను ధారాళంగా చదవడం. (ప)

**CLASSWISE & SUBJECTWISE LEARNING OUTCOMES**

Question No.      Second Language : English      Class : 8

**'A' Series**

11. Identifies the correctly spelt words.
12. Uses right phrasal verbs.
13. Writes the singular and Plural forms.
14. Uses appropriate Preposition.
15. Adds suitable Prefixes.
16. Changes from direct to indirect speech.
17. Comprehends the story and characteristics of a river (Constructive and destructive) [Textual]
18. Appreciate the adventurous sea experience (Voyage) [Textual]
19. Reads the given passage and answers the given questions.

**Oral**

20. Reading Handwritten Cards.

**'B' Series**

11. Opposites (Antonyms).
12. Uses Articles correctly.
13. Transformation of Negative sentences into Affirmative sentences.
14. Uses appropriate Homophones.

15. Adds suitable suffixes.
16. Sorts the jumbled letters to form meaningful word.
17. Understands the use of trees and man's dependence on nature (Textual).
18. Appreciates Patriotism (Textual).
19. Letter Writing.

**Oral**

20. Recites the Poem.

**'C' Series**

11. Writes the meaning of given word (Synonyms).
12. Writes the other two degrees of Comparison.
13. Uses correct verb form.
14. Uses appropriate conjunctions.
15. Punctuates the sentences correctly.
16. Uses the appropriate Question tags.
17. Expresses the body structure of the Giraffe. (Textual)
18. Understands the Contribution of Joseph Lister.
19. Paragraph Writing.

**Oral**

20. Reads with proper Pronunciation (Flash cards containing sentences).

CLASSWISE & SUBJECTWISE LEARNING OUTCOMES

ಪ್ರಶ್ನೆ ಸಂಖ್ಯೆ

ವಿಷಯ : ದ್ವಿತೀಯ ಭಾಷೆ ಕನ್ನಡ

ತರಗತಿ : 8

'ಎ' ಸರಣಿ

ಲಘುತೆ

11. ಪದಗಳಿಗೆ ಸೂಕ್ತ ಅರ್ಥವನ್ನು ಬರೆಯುವರು.
12. ಪದಗಳನ್ನು ಬಳಸಿ ಸ್ವಂತ ವಾಕ್ಯ ರಚಿಸುವರು.
13. ಪದಗಳನ್ನು ಬಿಡಿಸಿ ಬರೆಯುವರು.
14. ಕೊಟ್ಟ ಪದಗಳ ಕಾಲ ಸೂಚಕವನ್ನು ಬಿವರಿಸಿ ಬರೆಯುವರು.
15. ಪಠ್ಯಾಂಶ 'ಒಟ್ಟಿಗೆ ಬಾಳುವ ಆನಂದ' ಗದ್ಯವನ್ನು ಅರ್ಥೈಸಿಕೊಂಡು ಉತ್ತರಿಸುವರು.
16. 'ಇರುವೆಯ ಪ್ರತ್ಯುವಕಾರ' ಕವನವನ್ನು ಅರ್ಥೈಸಿಕೊಂಡು ಉತ್ತರಿಸುವರು.
17. 'ಹಸಿರು ಮರ' ಗದ್ಯವನ್ನು ಅರ್ಥೈಸಿಕೊಂಡು ಉತ್ತರಿಸುವರು.
18. 'ಭರವಸೆ' ಕವನವನ್ನು ಅರ್ಥೈಸಿಕೊಂಡು ಉತ್ತರಿಸುವರು.

ಮೌಖಿಕ

19. ಸಮರ್ಪಕವಾಗಿ ಕಂಠಪಾಠ ಓದುವರು.
20. ಮುದ್ರಿತ "ಷಯವನ್ನು ಓದುವರು.

'ಬಿ' ಸರಣಿ

11. ಕೊಟ್ಟಿರುವ ಪದಗಳಿಗೆ "ವಿರುದ್ಧಾರ್ಥಕ ಪದಗಳನ್ನು ಬರೆಯುವರು.
12. ಸಮಾನಾರ್ಥಕ ಪದಗಳನ್ನು ಬರೆಯುವರು.
13. ಪದಗಳನ್ನು ಕೂಡಿಸಿ ಬರೆಯುವರು.
14. ಅನ್ಯಲಿಂಗ ಪದಗಳನ್ನು ಬರೆಯುವರು.
15. 'ರೋಗಿ ಬಯಸಿದ್ದು ವೈದ್ಯ ಹೇಳಿದ್ದು' ಈ ಗದ್ಯವನ್ನು ಅರ್ಥೈಸಿಕೊಂಡು ಉತ್ತರಿಸುವರು.

16. 'ಹಸುಕೆ' ಈ ಪದ್ಯವನ್ನು ಅರ್ಥೈಸಿಕೊಂಡು ಉತ್ತರಿಸುವರು.
17. 'ಕಂಸಾಳಿ ಮಹಾದೇವಯ್ಯ' ಈ ಗದ್ಯವನ್ನು ಅರ್ಥೈಸಿಕೊಂಡು ಉತ್ತರಿಸುವರು.
18. 'ಸ್ಥಿರ ಪ್ರಯತ್ನ' ಈ ವದ್ಯವನ್ನು ಅರ್ಥೈಸಿಕೊಂಡು ಉತ್ತರಿಸುವರು.

ಮೌಖಿಕ

19. ಸರಳ ಪರಿಚಿತ ವಸ್ತುಗಳ ಬಗ್ಗೆ ಮಾತನಾಡುವುದು.
20. ದಿನ ವತ್ರಿಕೆಗಳಲ್ಲಿನ ಶೀರ್ಷಿಕೆಗಳನ್ನು ಓದುವರು.

'ಸಿ' ಸರಣಿ

11. ಮೊದಲನೆಯ ಎರಡು ಪದಗಳಿಗಿರುವ ಸಂಬಂಧದಂತೆ ಮೂರನೇ ಪದಕ್ಕೆ ಸಂಬಂಧಿಸಿದ ಪದ ಬರೆಯುವರು.
12. ಅಕ್ಷರ ದೋಷಗಳನ್ನು ಪತ್ತೆಹಚ್ಚಿ ಸರಿಪಡಿಸಿ ಬರೆಯುವರು.
13. ಕೊಟ್ಟ ಪದಗಳ ವಚನ ಬದಲಿಸಿ ಬರೆಯುವರು.
14. ಸಜಾತಿ ಮತ್ತು 'ಜಾತಿ ಸಂಯುಕ್ತಾಕ್ಷರಗಳನ್ನು ಗುರುತಿಸುವರು.
15. 'ಆದರ್ಶ ಸ್ನೇಹಿತರು' ಈ ಗದ್ಯವನ್ನು ಅರ್ಥೈಸಿಕೊಂಡು ಉತ್ತರಿಸುವರು.
16. 'ಅಗ್ನಿ ಶಾಮಕರು' ಈ ಕವನವನ್ನು ಅರ್ಥೈಸಿಕೊಂಡು ಉತ್ತರಿಸುವರು.
17. 'ಶಿವವ ನಾಯಕ' ಈ ಗದ್ಯವನ್ನು ಅರ್ಥೈಸಿಕೊಂಡು ಉತ್ತರಿಸುವರು.
18. 'ಸಿರಿನಾಡು' ಈ ಕವನವನ್ನು ಅರ್ಥೈಸಿಕೊಂಡು ಉತ್ತರಿಸುವರು.

ಮೌಖಿಕ

19. ಮಕ್ಕಳು ತಮಗೆ ಗೊತ್ತಿರುವ ಕಥೆಗಳನ್ನು ಹೇಳುವರು.
20. ಕರವತ್ರಗಳನ್ನು ಓದುವರು.

**CLASSWISE & SUBJECTWISE LEARNING OUTCOMES**

**Question No.**

**Subject : Part B**

**Class : 8**

**'A' Series**

**Written**

21. Lists various awards and medals given in sports.
22. Understands the role of SUPW in every day life.
23. Recognise different types of Arts.
24. Recognise healthy eating habits.
25. Lists National Values.
26. Recognise various safety measures to be taken before practicing yogic postures and pranayama .

**Oral - Observation - Activities**

27. Exhibit Drill and Marching.
28. Sing National Anthem and various patriotic songs rhythmically.
29. Exhibit Suryanamaskar.
30. Prepare Projects on given matter.

**'B' Series**

**Written**

21. Recognise the court rules various sports.
22. Recognise different types of Art and Artists of National level.
23. Understands the importance of value education.

24. Lists the uses of various projects they do.
25. Explains various aspects of Astanga yoga.
26. Understand revival of feeling

**Oral - Observation - Activities**

27. Exhibit mass P.T and Rhythmic activities.
28. Prepare art and craft materials on the sport.
29. Exhibit various yoga Asanas.
30. Protect personal hygiene.

**'C' Series**

**Written**

21. Recognise various methods used to prevent epidemic diseases.
22. Appreciate the role of yoga in 5 facets of personality development.
23. Obtain the skill and problem solving.
24. Lists the aims and objectives of physical education.
25. Cultivate the habit of taking oath.
26. Complete the given picture.

**Oral - Observation - Activities**

27. Exhibit skills of sports.
28. Exhibit simple pranayama.
29. Converse using simple sentences.
30. Exhibit various Art and Craft materials prepared by them.

**CLASSWISE & SUBJECTWISE LEARNING OUTCOMES**

Question No.

Subject : Mathematics

Class : 8

$(a+b)^2$ ,  $(a+b)(a-b)$ ,  $(a+b)^3$ ,  $(a+b+c)^2$ .

**'A' Series**

1. Performs Operations on numbers line.
2. Classifies the numbers into rational and irrational numbers.
3. Calculates loss percent and profit percent using formula.
4. Explains the meaning and discount and calculates.
5. Recalls basic terms in Algebra.
6. Simplifies the algebraic terms using laws and indices.
7. Acquires the skill of using algebraic identities.
8. Systematically proves a theorem following the steps.
9. Proves theorems logically with reference to triangles.
10. Constructs the triangles with precise measurement.

**'B' Series**

1. Identifies Squares, Squareroots, Cubes and Cube roots.
2. Realises the need for learning axioms and postulates and solving the problems.
3. Forms as many subsets as possible for a given animal set.
4. Expresses the given expression in short form (Index form).
5. Expands these algebraic terms.

6. Performs operation on algebraic terms .
7. Develops a matrix for given information.
8. Solves logically the problems on commercial mathematics systematically.
9. Solves logically the problems on theorems of triangles.
10. Develops deductive reasoning ability.

**'C' Series**

1. Identifies different types of sets.
2. Identifies various algebraic expressions.
3. Develops ability to present large information in matrix form.
4. Multiplies algebraic expressions and finds the product.
5. Finds the square root and perfect squares by factor method.
6. Finds HCF & LCM of algebraic expressions.
7. Develops the skill of solving the problems on discount.
8. Identifies the need for learning axioms and postulates and solving the problems.
9. Analyses the theorem and proves logically.
10. Uses geometrical instruments to draw geometrical figures.



**CLASSWISE & SUBJECTWISE LEARNING OUTCOMES**

**Question No.**

**Subject : Science**

**Class : 8**

**'A' Series**

11. Classifies the substances into magnetic and non-magnetic substances.
12. Develops the skill of testing the properties of a magnet.
13. Solves simple problems related to electric power.
14. Interprets the laws and refraction and its application.
15. Differentiates between atom, molecule and an ion.
16. Identifies the different forms of carbon in nature.
17. Writes a balanced chemical equation.
18. Lists the differences between living and non-living things.
19. Identifies the different levels of classification of man
20. Describes the structure and functions of different organ systems of man.

**'B' Series**

11. List out the alloys used in electrical appliances and their functions.
12. Explains the structure of a dry cell with the help of a diagram.
13. Solves the problems using equations of motion.
14. Differentiates between heat and temperature.
15. Writes the electronic configuration of an element.

16. Calculates the molecular weight of a compound.
17. Differentiates the properties and uses of the allotropic forms of Carbon.
18. Describes the structure and function of an animal cell with the help of a diagram.
19. Appreciates the contributions of different scientists to the field of microbiology.
20. Explains the process of photosynthesis.

**'C' Series**

11. Differentiates between transverse wave and a longitudinal wave.
12. States the effects of electricity.
13. Solves problems using the equations of motion.
14. Solves the problems on work.
15. Explains the electronic configuration.
16. Distinguishes the characteristics of metals and non-metals.
17. Describes the preparation of various compounds of Carbon.
18. Describes the structures and functions of a plant cell.
19. Analyses the beneficial and harmful aspects of microbes.
20. Adopts the healthy food habits.

**CLASSWISE & SUBJECTWISE LEARNING OUTCOMES**

**Question No.**      **Subject : Social Science**      **Class : 8**

**'A' Series**

21. Recognises the life of Old Stone Age on the time line.
22. Describes the art and architecture of Egyptian civilization.
23. Recognises the Fundamental Rights of a citizen.
24. Draws and locates different layers of atmosphere
25. Describes the Administration of Hammurabi.
26. Explains the social life of people during Rig-Vedic period.
27. Explain the patronage given to art and architecture by Guptas.
28. Analyses the effects of earthquakes.
29. Analyses and examine the movements of earth and its effects.
30. Explains the concepts like Human wants, Demand, Supply, Production and distribution.

**'B' Series**

21. Identifies the rebellions feudatories of China.
22. Explains the different measure taken by Ashoka to spread Buddhism.
23. Recognises different Ocean Currents.
24. Analyses the invasions of Alexander the great.
25. Explains the teachings of Jainism.

26. Explains the role of family in social life.
27. Analyses the impact of Nile River on Egyptian Civilization.
28. Analyses the causes of environmental pollution day to day life.
29. Recognises the importance of the study and economics.
30. Locates and draw different latitudes and longitudes on the picture.

**'C' Series**

21. Recognises the works of government Co-operative societies.
22. Recognises the fundamental rights of citizens.
23. Describes the achievements of Romans in field of Art and Architecture.
24. Explains the different techniques adopted by Kanishka in his administration.
25. Describes the different types of Earth.
26. Describes the different types of Rain.
27. Explains the importance of Oceans.
28. Justify the advanced life style of Harappa Civilization.
29. Discuss the role of Greece in the development of modern Europe.
30. Identifies the different types of Geographical factors of India.



# **Annexure**

**ANNEXURE - 1**  
**Members list of K.S.Q.A.O Empowerment Committee**

01	Commissioner for Public Instruction, Department of Public Instruction, Bangalore	Chairman
02	Additional Commissioner for Public Instruction, Department of Public Instruction, Dharwad	Vice Chairman
03	Additional Commissioner for Public Instruction, Department of Public Instruction, Gulbarga	Vice Chairman
04	State Project Director, Sarvashiksha Abhiyan.	Member
05	Director (Primary Education)	Member
06	Director (Secondary Education)	Member
07	Director (D.S.E.R.T)	Member
08	Director (Examinations), K.S.E.E.B	Member Secretary
09	Representative from M/s Educational Initiative Private Limited	Ex-Officio Member
10	Representative from M/s Akshara Foundation	Ex-Officio Member
11	Dr. S.Giridhar, Azim Preamji Foundation, Bangalore	Ex-Officio Member
12	S. Niranjandas, Principal, Vijaya Teachers College, Bangalore	Ex-Officio Member
13	Dr. Srikantaswamy S, Vice-Principal, R.V Teachers College, Bangalore	Ex-Officio Member
14	Principal, DIET , Bangalore Rural, Bangalore	Ex-Officio Member
15	Dr. S.N. Prasad, Retd.Principal, R.E.C, Mysore	Ex-Officio Member
16	Chief Accounts Officer, o/oCPI, Bangalore.	Ex-Officio Member
17	I.F.A., Education Department	Ex-Officio Member

**ANNEXURE - 2**  
**State Level K.S.Q.A.O Officers and Staff**

1	Sri. D.S Rajanna	Director (Examinations).
2	Sri. Abdul Aleem	Secretary.
3	Sri. K.R Udayashankar	Deputy Director for Public Instruction.
4	Sri. M. Suresh	Assistant Programme Officer.
5	Sri. S.R. Chandriah	Assistant Programme Officer.
6	Smt. Raghavi Nayak	Assistant Programme Officer.
7	Smt. Vanajakshi	Superintendent.
8	Smt. Shailashree. G	First Division Assistant.
9	Sri. Syed Azam Hussain	Second Division Assistant.

**ANNEXURE - 3**  
**List of State Level K.S.Q.A.O Nodal Officers 2008-09**

<b>District</b>	<b>Name, Designation and Address</b>	<b>Contact Telephone Nos.</b>
Bangalore North	Smt. Rekha, Lecturer, DIET, Bangalore Urban, Bangalore - 98	9980024496 080-28601343
Bangalore South	Smt. Baanumathi, Lecturer, DIET, Bangalore - 98	9590077007
Bangalore Rural	Sri. Ramchandra Murthy, Lecturer, DIET, Bangalore Rural, Bangalore - 10	9449351865
Mandya	Smt. Bharathi, Senior Lecturer, DIET, Mandya	9448214375
Mysore	Smt. Mamatha, Senior Lecturer, DIET, Mysore	9448585577
kodagu	Sri R.C. Doddanna, Lecturer, DIET, kodagu	9448478202
Dakshina kannada	Smt. Rajalakshmi. K, Senior Lecturer, DIET, Dakshina kannada	9480401086
Udupi	Sri. Ravishankar Rao, Senior Lecturer, DIET, Udupi	9448844017
Chickamagaloor	Sri K.S Malatesh, Lecturer, DIET, Chickamagaloor	9448759277
Shimoga	Sri. D. Bhimana Gowda, Lecturer, DIET, Shimoga	9448244206
Hassan	Smt. Indiramma Senior Lecturer, DIET, Hassan	9731789316
Chamarajnagar	Smt. Bharathi, Senior Lecturer, DIET, Chamarajnagar	9448493905
Davanagere	Smt. Lakshmidevi, Senior Lecturer, DIET, Davanagere	9844633211
Chitradurga	Smt. Shakuntalamma, Senior Lecturer, DIET, Chitradurga	9740112997
Kolar	Sri. R. Mahadeva, Lecturer, DIET, Kolar	9480334628 9886215024
Chikkaballapur	Sri. T. Krishnamurthy, Senior Lecturer, DIET, Kolar	9980299009
Tumakur	Smt. M.R Kamakshi, Senior Lecturer, DIET, Tumakur	9448959222
Madhugiri	Sri. Prakash. Lecturer, DIET, Tumakur	9342236379
Koppal	Sri R.S. Adapur, Lecturer, DIET, Koppal Dist	9731917901

<b>District</b>	<b>Name Designation and Address</b>	<b>Contact Telephone Nos.</b>
Chikkodi	Sri. Y.L. Nadony, Subject Inspector DIET, Chikkodi	9448995259
Yadagiri	Sri. Ramalingappa, Subject Inspector DIET, Yadagiri	9916391551
Gulbarga	Sri. Inamdar M.G, Senior Lecturer, DIET, Gulbarga	9449037002
Raichur	Sri. Munirathnappa, Senior Lecturer, DIET, Raichur	9886186552
Belagavi	Sri. Eshwarchandra, Senior Lecturer, DIET, Belagavi	9845800273
Dharwad	Sri. P.K Chikkamut, Lecturer, DIET, Dharwad	9448745449
Bellary	Sri. Vrushabandraya, Senior Lecturer, DIET, Bellary	9880419136
Uttara kannada	Sri. Srikanth Hedge, Senior Lecturer, DIET, Uttara kannada	9448526005
Bagalkote	Smt. Jayashri Rangarajai Lecturer, DIET, Bagalkote	08351-271854
Biidar	Sri. C. Annappa, Senior Lecturer, DIET, Bidar	9449814115
Bijapur	Sri. Nagendra S Sinnur, Lecturer, DIET, Bijapur	9980098966
Haveri	Sri. H.M. Khan, Senior Lecturer, DIET, Haveri	9986323809
Gadag	Sri. P.N. Kyasannur, Senior Lecturer DIET, Gadag	9886486957
Ramanagar	Sri. Kodhandaramappa, Lecturer, DIET, Bangalore Rural, Bangalore - 10	9880403462

**Annexure - 4**  
**Members of Editorial Committee**

<b>Name, Designation &amp; Address</b>	
1	Prof. S. Niranjan Das, Retd. Principal, Vijaya Teachers College, Jayanagar, Bangalore 560 011
2	Dr.Nagendra Prasad Member (Research and Documentation), Azim Preamji Foundation, Bangalore- 560 035
3	Smt. Gunavathi. S Asst Mistress, Government High School, Aladahalli, Malavalli Taluk, Mandya District.



Director (Examinations)

**KARNATAKA SCHOOL QUALITY ASSESSMENT ORGANISATION**

**Karnataka Secondary Education Examination Board**

6th Cross, Malleswaram, Bangalore - 560 003

Phone: 080 - 2334 1615, 2356 2283, Fax: 080 - 2334 7670

E-mail: [ksqao.bangalore@gmail.com](mailto:ksqao.bangalore@gmail.com)

Website: [www.kseeb.org](http://www.kseeb.org)

