


GOVERNMENT OF INDIA  
PLANNING COMMISSION



DEVELOPMENT SCHEMES  
IN THE  
FIRST FIVE YEAR PLAN

December — 1952

GOVERNMENT OF INDIA  
PLANNING COMMISSION




DEVELOPMENT SCHEMES  
IN THE  
FIRST FIVE YEAR PLAN

December — 1952

IOD  
PD-1  
1952

IOD-PD-1  
351.00720954  
PLC-D 1952



## CONTENTS

	PAGE
<b>STATEMENT I : <i>Development Expenditure Under the Plan</i></b>	
(i) Centre & States . . . . .	2—3
(ii) Part A States . . . . .	4—5
(iii) Part B States and Jammu & Kashmir . . . . .	6—7
(iv) Part C States . . . . .	8—9
 <b>STATEMENT II : <i>Progress of Development Expenditure Under the Plan</i></b>	
(i) Central Government . . . . .	10—11
(ii) States	
(a) by Heads of Development . . . . .	12
(b) by States . . . . .	13
 <b>STATEMENT III : <i>Development Schemes of the Central Government (other than Irrigation &amp; Power)</i></b>	14—25
 <b>STATEMENT IV : <i>Development Schemes in the States (other than Irrigation &amp; Power)</i></b>	26—123
 <b>STATEMENT V : <i>Irrigation and Power Schemes — Centre and States</i></b>	124—165

## INDEX FOR STATES

State	Develop- ment expendi- ture under the plan  (Statement I)	Progress of develop- ment expendi- ture  (Statement II)	Develop- ment schemes other than irrigation and power  (Statement IV)	Irrigation and power schemes  (Statement V)
Assam . . . . .	4	13	26	128, 129, 132, 134, 148, 158
Bihar . . . . .	4	13	30	128, 129, 132, 134, 148, 158
Bombay . . . . .	4	13	38	128, 129, 132, 134, 148, 158
Madhya Pradesh . . . . .	4	13	44	128, 129, 132, 136, 150, 160
Madras . . . . .	5	13	52	128, 129, 132, 136, 150, 160
Orissa . . . . .	5	13	62	128, 129, 132, 136, 150, 160
Punjab . . . . .	5	13	66	128, 129, 132, 136, 152, 160
Uttar Pradesh . . . . .	5	13	68	128, 129, 132, 138, 152, 160
West Bengal . . . . .	5	13	76	128, 129, 132, 140, 152, 162
Hyderabad . . . . .	6	13	82	128, 129, 132, 140, 152, 162
Jammu & Kashmir . . . . .	7	13	122	128, 129, 132, 142, 154, 162
Madhya Bharat . . . . .	6	13	86	128, 129, 132, 142, 154, 162
Mysore . . . . .	6	13	92	128, 129, 132, 144, 154, 162
PEPSU . . . . .	7	13	98	128, 129, 132, 144, 154
Rajasthan . . . . .	7	13	100	128, 129, 132, 144, 154, 164
Saurashtra . . . . .	7	13	102	128, 129, 132, 146, 154, 164
Travancore-Cochin . . . . .	7	13	106	128, 129, 132, 146, 156, 164
Ajmer . . . . .	8	13	108	128
Bhopal . . . . .	8	13	110	156
Bilaspur . . . . .	8	13	...	...
Coorg . . . . .	8	13	...	129, 156
Delhi . . . . .	9	13	112	...
Himachal Pradesh . . . . .	9	13	114	128, 129, 132, 156, 164
Kutch . . . . .	9	13	116	128, 129, 156, 160
Manipur . . . . .	9	13	116	156
Tripura . . . . .	9	13	118	156
Vindhya Pradesh . . . . .	9	13	120	132, 156, 164

This volume is presented as a supplement to the First Five Year Plan. It contains information relating to development expenditure under the Plan and its progress at the Centre as well as in the States. It also contains information pertaining to the principal development schemes included in the Five Year Plan. All irrigation and power schemes, whether Central or State, are shown together in one Statement. In other fields of development, for Part A and Part B States, schemes involving expenditure in excess of Rs. 10 lakhs and, for Part C States, schemes involving expenditure exceeding Rs. 5 lakhs, have been listed. In addition, there are a number of smaller schemes in the States which are not separately indicated here. As the Plan proceeds, it is hoped to publish from time to time similar data concerning the progress of individual development schemes in the Central Government and in the States.

*December 7, 1952.*

**STATEMENT**  
**DEVELOPMENT EXPENDITURE UNDER**

Head	Total	Central Government	Part 'A' States	Part 'B' States*	Jammu and Kashmir	Part 'C' States
1	2	3	4	5	6	7
<i>Agriculture and Community Development—</i>						
Agriculture . . . . .	18422.2	5922.2	9108.2	2771.0	22.1	598.7
Animal Husbandry including Dairying . . . . .	2228.5	412.0	1524.6	197.9	15.0	79.0
Forests . . . . .	1169.5	200.0	599.8	224.7	10.0	135.0
Cooperation . . . . .	711.2	50.0	491.7	125.2	...	44.3
Fisheries . . . . .	464.1	50.5	332.5	72.9	...	8.2
Rural Development . . . . .	1047.1	...	674.4	372.2	...	0.5
Community Projects . . . . .	9000.0	9000.0	...	...	...	...
Local Works . . . . .	1500.0	1500.0	...	...	...	...
Programme for scarcity affected areas . . . . .	1500.0	1500.0	...	...	...	...
<b>TOTAL</b>	<b>36042.6</b>	<b>18634.7</b>	<b>12731.2</b>	<b>3763.9</b>	<b>47.1</b>	<b>865.7</b>
<i>Irrigation and Power—</i>						
Multipurpose Projects . . . . .	26590.0	26590.0	...	...	...	...
Irrigation Projects . . . . .	16796.5	...	11234.3	5013.2	366.7	182.3
Power Projects . . . . .	12754.0	...	9374.7	135.5	74.9	168.9
<b>TOTAL</b>	<b>56140.5</b>	<b>26590.0</b>	<b>20609.0</b>	<b>8148.7</b>	<b>441.6</b>	<b>351.2</b>
<i>Transport and Communications—</i>						
Railways† . . . . .	25000.0	25000.0	...	...	...	...
Roads} . . . . .	10887.8	3124.0	5059.2	1582.8	494.4	627.4
Road Transport} . . . . .	896.9	...	562.4	96.0	...	238.5
Shipping . . . . .	1805.8	1805.8	...	...	...	...
Civil Aviation . . . . .	2287.0	2287.0	...	...	...	...
Ports and Harbours . . . . .	3308.8	3206.4	26.0	63.0	...	13.4
Inland Water Transport . . . . .	10.0	10.0	...	...	...	...
Posts and Telegraphs} . . . . .	5000.0	5000.0	...	...	...	...
Broadcasting . . . . .	352.0	352.0	...	...	...	...
Overseas Communications . . . . .	100.0	100.0	...	...	...	...
Meteorological Department . . . . .	62.0	62.0	...	...	...	...
<b>TOTAL</b>	<b>49710.3</b>	<b>40947.2</b>	<b>5647.6</b>	<b>1741.8</b>	<b>494.4</b>	<b>879.3</b>

\*Does not include figures for Jammu and Kashmir.

†Does not include the estimated expenditures of Rs. 150 crores to cover the depreciation of assets in the period of the Plan.

I (ii)

## THE PLAN: CENTRE AND STATES

(Rs. lakhs)

Head	Total	Central Government	Part 'A' States	Part 'B' States*	Jammu and Kashmir	Part 'C' States
I	2	3	4	5	6	7
<b>I. Industry—</b>						
Large-scale Industries . . . . .	14033.2	12604.3†	1025.8	352.5	50.6	...
Cottage and Small-scale Industries . . . . .	2704.1	1500.0	764.9	356.9	31.2	51.1
Scientific and Industrial Research . . . . .	461.0	461.0	...	...	...	...
Mineral Development . . . . .	106.1	106.1	...	...	...	...
<b>TOTAL</b>	<b>17304.4</b>	<b>14671.4</b>	<b>1790.7</b>	<b>709.4</b>	<b>81.8</b>	<b>51.1</b>
<b>Social Services—</b>						
Education . . . . .	15566.1]	3901.6	9881.0]	1227.4	46.0	510.1
Health . . . . .	9954.6]	1787.4	6250.3]	1238.1]	128.2	450.6
Housing . . . . .	4881.6]	3850.0	877.1]	187.5	12.0	55.0
Labour and Labour Welfare . . . . .	691.7	397.3	273.1	20.3	...	1.0
Welfare of Backward Classes and scheduled castes and tribes . . . . .	2827.2‡	700.0	1848.1	316.6	...	22.5
<b>TOTAL</b>	<b>33981.2</b>	<b>10636.3</b>	<b>19229.6</b>	<b>2889.9</b>	<b>186.2</b>	<b>739.2</b>
V I. Rehabilitation . . . . .	8500.0	8500.0	...	...	...	...
VII. Works and Buildings . . . . .	1102.3	1102.3	...	...	...	...
VIII. Finance Ministry Schemes . . . . .	439.6	439.6	...	...	...	...
IX. North East Frontier Agency . . . . .	300.0	300.0	...	...	...	...
X. Andamans . . . . .	382.8	382.8	...	...	...	...
XI. Loans to Corporations . . . . .	1200.0	1200.0	...	...	...	...
XII. Miscellaneous . . . . .	1774.4	650.0	1003.5	72.0	48.9	...
<b>GRAND TOTAL</b>	<b>206878.1</b>	<b>124054.3</b>	<b>61011.6</b>	<b>17325.7</b>	<b>1300.0</b>	<b>3186.5</b>

\*Does not include figures for Jammu &amp; Kashmir.

†Includes lumpsum provision of Rs. 50 crores for basic industries and transport and programme of mineral exports.

‡This includes Central grants amounting to Rs. 3 crores. In addition, there is a further allocation of Rs. 9 crores by way of grants by the Central Government under Article 275 (1) of the Constitution.



**STATEMENT**  
**DEVELOPMENT EXPENDITURE UNDER**

Head	Assam	Bihar	Bombay	Madhya Pradesh
1	2	3	4	5
1. Agriculture . . . . .	276·1	1284·3	1748·4	1005·5
2. Animal Husbandry . . . . .	12·5	92·5	166·9	98·8
3. Dairying and Milk Supply . . . . .	..	1·5	602·1	36·9
4. Forests . . . . .	36·3	125·0	83·8	40·8
5. Cooperation . . . . .	29·3	39·0	123·2	28·8
6. Fisheries . . . . .	6·0	10·6	16·0	5·8
7. Rural Development . . . . .	39·3	124·7	131·5	165·9
<i>I. Agriculture and Rural Development</i> . . . . .	399·5	1677·6	2871·9	1382·5
1. Multipurpose Projects . . . . .	..	..	..	..
2. Irrigation Projects . . . . .	200·0	973·3	2269·0	308·0
3. Power Projects . . . . .	83·0	708·7	1043·0	600·0
<i>II. Major Irrigation and Power Projects</i> . . . . .	283·0	1682·0	3312·0	908·0
1. Cottage Industries . . . . .	25·0	59·2	103·1	9·2
2. Other Industries . . . . .	..	60·0	250·6	226·2
<i>III. Industry</i> . . . . .	25·0	119·2	353·7	235·4
1. Roads . . . . .	213·0	800·0	1163·6	200·0
2. Road Transport . . . . .	31·9	..	200·0	..
3. Ports and Harbours . . . . .	..	..	25·0	..
<i>IV. Transport</i> . . . . .	244·9	800·0	1388·6	200·0
1. Education . . . . .	89·9	570·4	4611·1	1079·3
2. Medical . . . . .	173·5	403·9	536·4	267·9
3. Public Health . . . . .	17·8	196·0	1116·7	78·2
4. Housing . . . . .	..	100·0	77·2	20·0
5. Labour and Labour Welfare . . . . .	6·0	20·0	162·3	0·5
6. Welfare of Backward Classes . . . . .	509·6	160·0	213·6	136·4
<i>V. Social Services</i> . . . . .	796·8	1450·3	6717·3	1582·3
<i>VI. Miscellaneous</i> . . . . .	..	..	..	..
<b>GRAND TOTAL</b> . . . . .	1749·2	5729·1	14643·5	4308·2

A (ii)

## THE PLAN : PART A STATES

(Rs lakhs)

Madras	Orissa	Punjab	Uttar Pradesh	West Bengal	Total
6	7	8	9	10	11
1593.7	205.5	210.7	2095.9	688.1	9108.2
100.0	52.8	22.0	134.1	74.7	754.3
50.0	9.2	..	20.6	50.0	770.3
38.8	13.1	18.0	165.2	78.8	599.8
100.0	28.9	11.8	130.7	..	491.7
100.0	33.4	..	6.2	154.5	332.5
200.0	10.0	..	..	3.0	674.4
<u>2182.5</u>	<u>352.9</u>	<u>262.5</u>	<u>2552.7</u>	<u>1049.1</u>	<u>12731.2</u>
..	..	..	..	..	..
3408.0	300.0	326.2	1912.0	1537.8	11234.3
5024.0	391.0	38.2	1411.0	75.8	9374.7
<u>8432.0</u>	<u>691.0</u>	<u>364.4</u>	<u>3323.0</u>	<u>1613.6</u>	<u>20609.0</u>
116.9	27.6	48.1	301.5	74.3	764.9
85.1	65.3	15.5	280.7	42.4	1025.8
<u>202.0</u>	<u>92.9</u>	<u>63.6</u>	<u>582.2</u>	<u>116.7</u>	<u>1790.7</u>
500.0	200.0	75.1	522.4	1385.1	5059.2
..	20.0	..	120.0	190.5	562.4
..	1.0	..	..	..	26.0
<u>500.0</u>	<u>221.0</u>	<u>75.1</u>	<u>642.4</u>	<u>1575.6</u>	<u>5647.6</u>
800.0	179.5	118.0	1603.8	808.1	9860.1
300.0	78.7	73.9	349.8	1210.2	3394.3
900.0	46.4	50.1	246.1	304.7	2956.0
300.0	..	11.3	145.2	223.4	877.1
..	1.9	1.8	101.5	..	294.1
467.6	116.4	..	236.2	8.3	1848.1
<u>2767.6</u>	<u>422.9</u>	<u>255.1</u>	<u>2682.6</u>	<u>2554.7</u>	<u>19229.6</u>
..	3.5	1000.0	..	..	1003.5
<u>14084.1</u>	<u>1784.2</u>	<u>2020.7</u>	<u>9782.9</u>	<u>6909.7</u>	<u>61011.6</u>

STATEMENT  
DEVELOPMENT EXPENDITURE UNDER

Head	Hyderabad	Madhya Bharat	Mysore
I	2	3	4
1. Agriculture . . . . .	346.4	750.0	443.0
2. Animal Husbandry . . . . .	49.6	50.0	53.8
3. Dairying and Milk Supply . . . . .	1.7	...	...
4. Forests . . . . .	21.4	50.0	8.3
5. Cooperation . . . . .	35.3	25.0	7.1
6. Fisheries . . . . .	8.6	10.0	2.2
7. Rural Development . . . . .	...	60.0	81.1
<i>I. Agriculture and Rural Development</i> . . . . .	<u>463.0</u>	<u>945.0</u>	<u>595.5</u>
1. Multipurpose Projects . . . . .	...	...	...
2. Irrigation Projects . . . . .	2479.0	328.0	716.0
3. Power Projects . . . . .	320.6	228.0	1268.0
<i>II. Major Irrigation and Power Projects</i> . . . . .	<u>2799.6</u>	<u>556.0</u>	<u>1984.0</u>
1. Cottage Industries . . . . .	25.7	50.0	135.4
2. Other Industries . . . . .	268.7	5.0	34.8
<i>III. Industry</i> . . . . .	<u>294.4</u>	<u>55.0</u>	<u>170.2</u>
1. Roads . . . . .	128.6	189.0	320.1
2. Road Transport . . . . .	...	...	...
3. Ports and Harbours . . . . .	...	...	...
<i>IV. Transport</i> . . . . .	<u>128.6</u>	<u>189.0</u>	<u>320.1</u>
1. Education . . . . .	263.5	200.0	225.6
2. Medical . . . . .	117.7	77.0	56.5
3. Public Health . . . . .	88.2	121.2	158.3
4. Housing . . . . .	...	14.4	50.0
5. Labour and Labour Welfare . . . . .	...	4.4	...
6. Welfare of Backward Classes . . . . .	...	80.0	100.0
<i>V. Social Services</i> . . . . .	<u>469.4</u>	<u>497.0</u>	<u>590.4</u>
<i>VI. Miscellaneous</i> . . . . .	...	...	...
<b>GRAND TOTAL</b>	<u>4155.0</u>	<u>2242.0</u>	<u>3660.-</u>

(iii)

## PLAN : PART 'B' STATES

(Rs. lakhs)

Pepsu	Rajasthan	Saurashtra	Travancore Cochin	Total*	Jammu and Kashmir
5	6	7	8	9	10
364.9	109.2	212.4	545.1	2771.0	22.1
10.0	18.3	10.4	2.5	194.6	15.0
...	...	1.6	...	3.3	...
43.6	21.8	19.6	60.0	224.7	10.0
15.0	3.0	31.8	8.0	125.2	...
2.4	...	34.7	15.0	72.9	...
...	15.0	216.1	...	372.2	...
435.9	167.3	526.6	630.6	3763.9	47.1
...	...	...	...	...	...
34.0	503.6	474.6	478.0	5013.2	366.7
30.6	40.8	212.5	1035.0	3135.5	74.9
64.6	544.4	687.1	1513.0	8148.7	441.6
4.4	38.5	13.9	89.0	356.9	31.2
27.3	...	0.9	15.8	352.5	50.6
31.7	38.5	14.8	104.8	709.4	81.8
95.1	400.0	300.0	150.0	1582.8	494.4
..	1.0	53.0	42.2	96.0	...
...	...	33.0	30.0	63.0	..
95.1	401.0	386.0	222.0	1741.8	494.4
89.9	263.5	164.9	20.0	1227.4	46.0
56.0	82.0	71.5	120.0	580.7	46.0
29.0	135.5	73.7	51.5	657.4	82.2
2.0	2.0	9.1	10.0	87.5	12.0
...	5.0	10.9	...	20.3	...
10.0	42.2	24.4	60.0	316.6	...
186.9	530.2	354.5	261.5	2889.9	186.2
...	...	72.0	...	72.0	48.9
814.2	1681.4	2041.0	2731.9	17325.7	1300.0

\*Excluding Jammu &amp; Kashmir

**STATEMENT**  
**DEVELOPMENT EXPENDITURE UNDER**

Head	Ajmer	Bhopal	Bilaspur	Coorg
1	2	3	4	5
1. Agriculture . . . . .	48.4	173.0	7.0	...
2. Animal Husbandry . . . . .	9.6	7.0	1.1	...
3. Dairying and Milk Supply . . . . .	...	...	...	1.0
4. Forests . . . . .	10.6	20.0	5.0	...
5. Cooperation . . . . .	8.4	5.0	...	2.0
6. Fisheries . . . . .	...	2.0	...	...
7. Rural Development . . . . .	...	...	0.5	...
<b>I. Agriculture and Rural Development . . . . .</b>	<b>77.0</b>	<b>207.0</b>	<b>13.6</b>	<b>3.0</b>
1. Irrigation Projects . . . . .	11.3	...	...	...
2. Power Projects . . . . .	...	27.9	...	35.0
<b>II. Major Irrigation and Power Projects . . . . .</b>	<b>11.3</b>	<b>27.9</b>	...	<b>35.0</b>
1. Cottage Industries . . . . .	...	5.0	0.5	...
2. Other Industries . . . . .	...	...	...	...
<b>III. Industry . . . . .</b>	...	5.0	0.5	...
1. Roads . . . . .	15.9	40.0	23.0	20.0
2. Road Transport . . . . .	...	...	2.0	...
3. Ports and Harbours . . . . .	...	...	...	...
<b>IV. Transport . . . . .</b>	<b>15.9</b>	<b>40.0</b>	<b>25.0</b>	<b>20.0</b>
1. Education . . . . .	15.0	30.0	10.0	10.0
2. Medical . . . . .	31.9	25.0	4.0	5.0
3. Public Health . . . . .	6.1	50.0	4.0	...
4. Housing . . . . .	...	...	...	...
5. Labour & Labour Welfare . . . . .	...	...	...	...
Welfare of Backward Classes . . . . .	...	5.0	...	...
<b>V. Social Services . . . . .</b>	<b>53.0</b>	<b>110.0</b>	<b>18.0</b>	<b>15.0</b>
<b>GRAND TOTAL</b>	<b>157.2</b>	<b>389.9</b>	<b>57.6</b>	<b>73.0</b>

## I (IV)

## THE PLAN : PART 'C' STATES

(Rs. lakhs)

Delhi	Himachal Pradesh	Kutch	Manipur	Tripura	Vindhya Pradesh	Total
6	7	8	9	10	11	12
63.6	28.0	60.6	0.8	12.6	204.7	598.7
9.4	22.4	3.9	2.5	2.8	12.9	71.6
4.9	...	...	...	...	1.5	7.4
2.2	59.0	1.4	3.0	11.3	22.5	135.0
6.3	15.0	3.5	...	1.1	3.0	44.3
2.6	1.0	1.4	...	...	1.2	8.2
...	...	...	...	...	...	0.5
89.0	125.4	70.8	6.3	27.8	245.8	865.7
...	80.0	91.0	...	...	...	182.3
...	13.5	23.0	12.0	7.0	50.5	168.9
...	93.5	114.0	12.0	7.0	50.5	351.2
7.3	23.0	3.5	...	5.8	6.0	51.1
...	...	...	...	...	...	...
7.3	23.0	3.5	...	5.8	6.0	51.1
25.0	110.0	58.3	81.3	128.0	125.9	627.4
216.0	10.0	...	10.5	...	...	238.5
...	...	13.4	...	...	...	13.4
241.0	120.0	71.7	91.8	128.0	125.9	879.3
259.8	36.8	6.8	17.7	24.0	100.0	510.1
58.9	18.1	26.0	6.0	11.7	36.0	222.6
36.0	37.9	10.0	21.0	3.0	60.0	228.0
55.0	...	...	...	...	...	55.0
1.0	...	...	...	...	...	1.0
...	...	2.5	...	...	15.0	22.5
410.7	92.8	45.3	44.7	38.7	211.0	1039.2
748.0	454.7	305.3	154.8	207.3	639.2	3186.5

STATEMENT  
PROGRESS OF DEVELOPMENT EXPEN-

Head	Expenditure in 1950-51	Progress of expenditure		Five years' total (Plan) 1951-56	Remarks	
		1951-52 (Revised)	1952-53 (Budget)			
I	2	3	4	5	6	
<b>I. Agriculture and Community Development—</b>						
Agriculture . . . .	244.3	256.2	303.2	(1) 5922.2	(1) Includes an additional provision for the period 1953-56 for : Minor irrigation, Rs. 30 crores ; Medium and long term loans for agriculture, Rs. 10 crores ; National Extension Organisation Rs. 3 crores ; Forests and soil conservation, Rs. 2 crores ; Resettlement of landless agricultural workers, Rs. 2 crores.	
Animal Husbandry including Dairying ...		...	... 1	412.0		
Forests . . . .	...	...	30.3	200.0		
Cooperation . . . .	...	...	...	50.0		
Fisheries . . . .	...	...	...	50.5		
Community Projects . . .	...	...	*	9000.0		* Details of expenditure incurred are not available.
Local Works . . . .	...	...	...	1500.0		
Programmes for scarcity-affected areas.	...	...	...	1500.0		
<b>TOTAL</b>	<b>244.3</b>	<b>256.2</b>	<b>333.5</b>	<b>18634.7</b>		
<b>II. Major irrigation and power projects.</b>						
	2210.0	3666.0	4033.0	(2) 26590.0	(2) Includes Rs. 40 crores for "new irrigation and power projects" for the period of 1953-56.	
<b>III. Transport—</b>						
Railways . . . .	3331.0	4689.0	4910.0	25000.0	Does not include the estimated expenditure of Rs. 150 crores to cover the depreciation of assets in the period of the Plan.	
Roads . . . .	296.1	365.0	600.0	3124.0		
Shipping . . . .	155.1	158.7	418.6	1805.8		
Civil Aviation . . . .	178.2	185.0	217.0	2287.0		
Ports and Harbours . . .	78.8	85.7	240.0	3206.4		
Inland Water Transport . .	...	2.0	2.0	10.0		
Posts and Telegraphs . . .	753.9	487.0	579.0	5000.0		
Broadcasting . . . .	16.4	35.0	43.3	352.0		
Overseas Communications . .	8.0	20.0	20.0	100.0		
Meteorological Department .	...	15.0	15.0	62.0		
<b>TOTAL</b>	<b>4317.5</b>	<b>6042.4</b>	<b>7044.9</b>	<b>40947.2</b>		

II (i)

EXPENDITURE: CENTRAL GOVERNMENT

(Rs. lakhs)

Head	Expenditure in 1950-51	Progress of expenditure		Five years' total (Plan) 1951-56	Remarks
		1951-52 (Revised)	1952-53 (Budget)		
1	2	3	4	5	6
<b>IV. Industry—</b>					
Large-scale Industries . . .	635.3	991.9	1272.9	(3) 12604.3	(3) Includes lump-sum provision of Rs. 50 crores for "basic industries and transport" for the period of 1953-56.
Small-scale and Cottage Industries.	14.5	17.0	20.0	1500.0	
Scientific and Industrial Research.	96.0	75.2	107.5	461.0	
Mineral Development . . .	...	4.2	18.8	106.1	
<b>TOTAL</b>	<b>745.8</b>	<b>1088.3</b>	<b>1419.2</b>	<b>14671.4</b>	
<b>V. Social Services—</b>					
Education . . . . .	124.6	149.4	423.0	(4) 3901.6	(4) Includes Rs. 4 crores for 'Social Welfare' for the period of 1953-56.
Health . . . . .	7.5	10.3	45.5	1787.4	
Housing . . . . .	100.0	168.0	900.0	3850.0	
Labour and Labour Welfare .	55.9	48.5	55.3	397.3	(5) In addition, there is a further provision of Rs. 9 crores by way of Central grants under Article 275 (1) of the Constitution.
Welfare of Backward Classes, Scheduled Castes and Tribes.	...	174.7	180.0	(5) 700.0	
<b>TOTAL</b>	<b>288.0</b>	<b>550.9</b>	<b>1603.8</b>	<b>10636.3</b>	
<b>VI. Rehabilitation . . . . .</b>	<b>2032.7</b>	<b>2854.4</b>	<b>2657.5</b>	<b>8500.0</b>	
<b>VII. Works and Buildings . . . . .</b>	<b>23.4</b>	<b>57.4</b>	<b>207.8</b>	<b>1102.3</b>	
<b>VIII. Finance Ministry Schemes . . . . .</b>	<b>92.0</b>	<b>100.5</b>	<b>108.9</b>	<b>439.6</b>	
<b>IX. North East Frontier Agency . . . . .</b>	<b>10.6</b>	<b>30.0</b>	<b>20.9</b>	<b>300.0</b>	
<b>X. Andamans . . . . .</b>	<b>...</b>	<b>...</b>	<b>...</b>	<b>382.8</b>	
<b>XI. Loans to Corporations . . . . .</b>	<b>...</b>	<b>...</b>	<b>...</b>	<b>1200.0</b>	
<b>XII. Miscellaneous . . . . .</b>	<b>...</b>	<b>...</b>	<b>...</b>	<b>650.0</b>	
<b>GRAND TOTAL . . . . .</b>	<b>10464.3*</b>	<b>14646.1</b>	<b>17429.5</b>	<b>124054.3</b>	

\*Covers only development expenditure on schemes included in the Plan



STATEMENT II (ii) PROGRESS OF DEVELOPMENT EXPENDITURE IN STATES  
(a) BY HEADS OF DEVELOPMENT

(Rs. lakhs)

Head	Development Expenditure in 1950-51	Progress of expenditure		Five years' total (Plan) 1951-56.
		1951-52 (Revised)	1952-53 (Budget)	
I	2	3	4	5
Agriculture . . . . .	2709.2	2274.6	2525.8	12500.0
Animal Husbandry . . . . .	96.9	123.9	174.8	1035.5
Dairying and Milk Supply . . . . .	122.7	138.9	95.7	781.0
Forests . . . . .	75.1	87.0	166.7	969.5
Cooperation . . . . .	82.6	99.9	116.7	661.2
Fisheries . . . . .	53.3	57.1	65.8	413.6
Rural Development . . . . .	85.2	136.8	195.2	1047.1
<b>TOTAL</b> . . . . .	<b>3225.0</b>	<b>2918.2</b>	<b>3240.7</b>	<b>17407.9</b>
Irrigation Projects . . . . .	2035.5	2894.6	3506.2	16796.5
Power Projects . . . . .	1777.3	2224.3	2844.1	12754.0
<b>TOTAL</b> . . . . .	<b>3812.8</b>	<b>5118.9</b>	<b>6350.3</b>	<b>29550.5</b>
Cottage Industries . . . . .	102.3	126.2	185.9	1204.1
Other Industries . . . . .	445.5	344.3	460.6	1428.9
<b>TOTAL</b> . . . . .	<b>547.8</b>	<b>470.5</b>	<b>646.5</b>	<b>2633.0</b>
Roads . . . . .	954.5	1226.3	1795.6	7763.8
Road Transport . . . . .	144.4	137.0	200.4	896.9
Ports and Harbours . . . . .	0.1	7.0	12.8	102.4
<b>TOTAL</b> . . . . .	<b>1099.0</b>	<b>1370.3</b>	<b>2008.8</b>	<b>8763.1</b>
Education . . . . .	1833.3	2005.6	2253.6	11664.5
Medical . . . . .	552.6	763.0	873.1	4243.6
Public Health . . . . .	366.0	516.5	611.5	3923.6
Housing . . . . .	142.5	215.8	299.7	1031.6
Labour and Labour Welfare . . . . .	32.3	32.8	38.8	294.4
Welfare of Backward Classes . . . . .	259.6	338.6	409.7	2187.2
<b>TOTAL</b> . . . . .	<b>3186.3</b>	<b>3872.3</b>	<b>4486.4</b>	<b>23344.9</b>
Miscellaneous . . . . .	72.6	108.9	303.4	1124.4
<b>GRAND TOTAL</b> . . . . .	<b>11943.5</b>	<b>13859.1</b>	<b>17136.1</b>	<b>82823.8</b>

STATEMENT II (ii) PROGRESS OF DEVELOPMENT EXPENDITURE IN STATES  
(b) BY STATES

(Rs. lakhs)

States	Expenditure in 1950-51	Progress of expenditure		Five years' total (Plan) 1951-56
		1951-52 (Revised)	1952-53 (Budget)	
1	2	3	4	5
Assam . . . . .	1031.0	141.8	247.7	1749.2
Bihar . . . . .	7931.9	1348.6	1531.8	5729.1
Bombay . . . . .	2011.0	2312.2	2922.7	14643.5
Madhya Pradesh . . . . .	797.5	782.4	954.3	4308.2
Madras . . . . .	3064.2	2770.5	3008.2	14084.1
Orissa . . . . .	3201.3	278.9	366.6	1784.2
Punjab . . . . .	281.2	377.3	591.0	2020.7
Uttar Pradesh . . . . .	1378.3	1722.6	2294.1	9782.9
West Bengal . . . . .	1012.2	1308.1	1376.1	6909.7
<b>TOTAL 'A' STATES</b>	<b>9761.6</b>	<b>11042.4</b>	<b>13292.5</b>	<b>61011.6</b>
Hyderabad . . . . .	602.9	714.8	792.6	4155.0
Madhya Bharat . . . . .	213.1	251.0	438.8	2242.0
Mysore . . . . .	524.3	542.8	627.9	3660.2
Pepsu . . . . .	47.5	52.5	119.2	814.2
Rajasthan . . . . .	189.8	217.7	216.1	1681.4
Saurashtra . . . . .	158.0	212.8	357.6	2041.0
Travancore-Cochin . . . . .	270.5	504.4	598.1	2731.9
<b>TOTAL 'B' STATES*</b>	<b>2006.1</b>	<b>2496.0</b>	<b>3150.3</b>	<b>17325.7</b>
<i>Jammu and Kashmir</i> . . . . .	27.3	134.1	136.9	1300.0
Ajmer . . . . .	12.6	14.5	20.3	157.2
Bhopal . . . . .	41.2	40.5	83.4	389.9
Bilaspur . . . . .	1.3	3.0	11.4	57.1
Coorg . . . . .	2.4	6.4	7.5	73.0
Delhi . . . . .	51.4	59.5	120.6	748.0
Himachal Pradesh . . . . .	6.4	17.7	94.7	454.7
Kutch . . . . .	4.1	18.2	74.7	305.3
Manipur . . . . .	0.4	...	21.5	154.8
Triprura . . . . .	2.3	4.8	25.9	207.3
Vindhya Pradesh . . . . .	26.4	22.0	96.4	639.2
<b>TOTAL 'C' STATES</b>	<b>148.5</b>	<b>186.6</b>	<b>556.4</b>	<b>3186.5</b>
<b>GRAND TOTAL</b>	<b>11943.5</b>	<b>13859.1</b>	<b>17136.1</b>	<b>82823.8</b>

\* Excluding Jammu &amp; Kashmir.

STATEMENT  
DEVELOPMENT SCHEMES OF  
( other than

Serial. No.	Name of Scheme	Date begun	Date of completion	Total cost	Development	
					Total 1 51-56	
1	2	3	4	5	6	
<i>Ministry of Commerce &amp; Industry</i>						
1	Assistance to steel industry . . . . .	1951-52	1955-56	2000.0	2000.0	
2	Indian Standard Institution . . . . .	1952-53	1955-56	27.0	27.0	
3	Development of cottage industries . . . . .	1951-52	1955-56	500.0	1500.0	
<i>Ministry of Communications</i>						
<i>(a) Posts &amp; Telegraphs Department</i>						
4	Calcutta Automisation Scheme . . . . .	1948	1957	1340.0	994.0	
5	Bombay auto-expansion scheme . . . . .	1949	1957	317.0	175.0	
6	Old Delhi (Tis Hazari) Exchange-rehabilitation scheme	1950	1954	54.0	31.0	
7	Jabalpur Training Centre . . . . .	1950	1954	18.0	15.0	
8	Wireless network (Calcutta, Bombay, Madras & Delhi) .	1951	1957	94.0	60.0	
9	Bihar Coal Field Exchange . . . . .	1949	1954	49.0	39.0	
10	Ahmedabad Exchange . . . . .	1949	1955	63.0	56.0	
11	Madras 3000 lines expansion . . . . .	1951	1955	104.0	104.0	
12	Nagpur cable expansion . . . . .	1951	1953	8.0	8.0	
13	Bangalore Exchange expansion . . . . .	1950	1954	73.0	30.0	
14	Travancore Union Exchanges . . . . .	1949	1952	24.0	2.0	
15	Simla Exchange . . . . .	1949	1952	18.0	1.0	
16	Hyderabad State Exchange expansion . . . . .	1951	1954	102.0	57.0	
17	Minor Works . . . . .	1951	1956	445.0	445.0	
18	Workshops . . . . .	1951	1956	80.0	80.0	
19	Bombay thana cable . . . . .	1952	1954	30.0	30.0	
20	Manual Exchanges . . . . .	1951	1956	525.0	525.0	
21	Madras circle office buildings . . . . .	1952	1954	13.0	13.0	
22	Delhi Defence Exchange . . . . .	1952	1955	36.0	36.0	
23	Tele-communication circuits for Railways, Canal & Civil Aviation Departments.	1951	1956	90.0	90.0	
24	Carrier equipment . . . . .	1951	1956	166.0	166.0	
25	Trunk lines . . . . .	1951	1956	140.0	140.0	
26	Trunk Exchanges . . . . .	1951	1956	45.0	45.0	
27	Kanpur Exchange . . . . .	1952	1956	54.0	54.0	
28	Telegraph circuits, offices, D.T.O's, C.O's, etc. . . . .	1951	1956	118.0	118.0	
29	Quarters for Posts & Telegraphs staff . . . . .	1951	1956	180.0	180.0	
30	Bombay Exchanges expansion and replacement . . . . .	1952	1956	357.0	357.0	
31	Lucknow Exchange . . . . .	1953	1956	3.0	3.0	
32	Long distance trunk cable . . . . .	1953	1956	361.0	361.0	

## III

## THE CENTRAL GOVERNMENT

## Irrigation &amp; Power)

expenditure		Progress of development expenditure				Targets	
Balance after 55-56	External expenditure 51-56	Upto 50-51	50-51 (Actual)	51-52 (Revised)	52-53 (Budget)	Unit	By 55-56
7	8	9	10	11	12	13	14
...	...	...	...	90.0	275.0	...	...
...	...	...	...	...	...	...	...
...	...	14.5	14.5	17.0	20.0	...	...
95.0	391.0	251.0	129.0	97.0	178.0	Telephone Connections	43
24.0	120.0	118.0	62.0	40.0	40.0	Telephones	18
...	12.0	23.0	23.0	10.0	5.0	Telephones	4
...	1.0	3.0	1.0	3.0	5.0	...	...
34.0	22.0	...	...	15.0	20.0	...	...
...	7.0	10.0	10.0	25.0	10.0	Telephones	2
...	14.0	7.0	4.0	6.0	6.0	Telephones	3
...	29.0	...	...	3.0	11.0	Telephones	3
...	2.0	...	...	2.0	5.0	Miles	7
...	15.0	43.0	43.0	10.0	10.0	Telephones	4
...	...	22.0	11.0	2.0	...	...	...
...	...	17.0	3.0	1.9	...	...	...
...	25.0	45.0	45.0	15.0	17.0	Telephones	3
...	10.0	...	...	93.0	82.0	...	...
...	10.0	...	...	3.0	10.0	...	...
...	12.0	...	...	16.0	10.0	Cables Miles	75
...	50.0	...	...	40.0	30.0	Telephones	45
...	...	...	...	...	...	...	...
...	16.0	...	...	...	...	Telephones	2
...	...	...	...	20.0	15.0	Wire Mileage	30
...	76.0	...	...	6.0	10.0	Channels	125
...	...	...	...	40.0	25.0	Telephone wire mileage.	10
...	...	...	...	4.0	6.0	Positions	409
...	8.0	...	...	1.0	3.0	Telephones	3
...	...	...	...	8.0	10.0	...	...
...	...	...	...	...	...	...	...
...	...	...	...	10.0	20.0	Quarters	3
...	...	...	...	...	5.0	Telephones	12
...	4.0	...	...	2.0	...	Telephones	5
...	115.0	...	...	...	1.0	Miles	400

Serial No.	Name of scheme	Date begun	Date of completion	Total cost,	Development	
						Total 51-56
1	2	3	4	5	6	
33	Post office buildings . . . . .	1951	1956	180.0	180.0	
34	Expansion of other auto-exchanges including buildings .	1951	1956	149.0	149.0	
35	Mechanisation of Post Offices . . . . .	1953-54	1955-56	30.0	30.0	
36	Army demands (long term and short term plans) . . . . .	1953-54	1955-56	200.0	200.0	
<i>(b) Civil Aviation Department</i>						
37	Works at aerodromes . . . . .	1947	1957	2134.8	1006.8	
38	Aeronautical communication service equipment . . . . .	1948	1956	235.6	200.1	
39	Air routes and aerodromes equipment . . . . .	1947	1957	100.0	67.8	
40	Training & education . . . . .	1946	1957	64.5	50.1	
41	Aeronautical research & development equipment . . . . .	1946	1956	13.1	12.1	
42	Civil Air Transport . . . . .	1953	1956	950.0	950.0	
<i>(c) Overseas Communications Department</i>						
43	Development of overseas communications service . . . . .	1951-52	1955-56	108.0	100.0	
<i>(d) Meteorological Department</i>						
44	Acquisitions of equipment and construction of office buildings and residential quarters.	1951-52	1955-56	62.0	62.0	
45	Indian Telephone Industries Limited . . . . .	1948	1952-53	250.0	130.0	
<i>Ministry of Education</i>						
46	Indian Institute of Technology, Kharagpur . . . . .	1947-48	1953-54 (1 Phase)	520.1	464.7	
47	Development and expansion of 14 engineering and technological institutions (All-India Council for Technical Education Schemes.)	1947-48	1952-53	269.8	154.8	
48	Development scheme of the Indian Institute of Sciences, Bangalore.	1946-47	1952-53	217.3	88.7	
49	Practical training stipends scheme . . . . .	Oct. 1949]	Continuing	51.6	46.6	
50	Research training scholarship scheme . . . . .	1950	Continuing	46.8	45.0	
51	Development of scientific and technical education (grants and loans).	1950	Continuing	318.5	282.0	
52	Intensive educational development . . . . .	} Not yet begun. End of 1955-56		2000.0	2000.0	
53	Improvement of existing secondary education . . . . .					
54	Production of literature and audio-visual aids . . . . .					
55	Grants to States, etc. for cultural & educational improvement					
56	Strengthening of Ministry for planning supervision					
57	Provision for humanities & libraries in Universities . . . . .	1952-53	1955-56	120.0	120.0	
58	Additional provision for technical education . . . . .	..	..	..	200.0	
59	Youth Camps and labour service for students, etc. . . . .	..	..	..	100.0	



Serial No.	Name of scheme	Date begun	Date of completion	Total cost	Developmen	
					Total 51-56	
1	2	3	4	5	6	
<i>Ministry of External Affairs</i>						
60	<i>Development of North-East Frontier Agency</i>					
	(a) Appointment of Agricultural Staff . . . . .	1951	1956	15.1	15.1	
	(b) Forest development . . . . .	1951	1956	11.0	11.0	
	(c) Construction of roads . . . . .	1950	1956	409.0	135.0	
	(d) Opening of primary schools . . . . .	1951	1956	15.4	15.4	
	(e) Opening of middle high, crafts & technical schools . . . . .	1951	1956	14.6	14.6	
	(f) Appointment of medical staff . . . . .	1951	1956	13.4	13.4	
	(g) Construction of dispensaries & hospitals . . . . .	1951	1956	32.0	32.0	
	(h) Supply of furniture, clothing, drugs etc. to hospital && dispensaries.	1951	1956	11.2	11.2	
<i>Ministry of Finance (Department of Economic Affairs)</i>						
61	Photogravure Project . . . . .	1947	1952-53	12.5	4.0	
62	New Mint, Alipore . . . . .	1941	1952-53	234.2	43.2	
63	Silver Refinery, Alipore . . . . .	1950	1953-54	47.8	46.8	
64	National Sample Survey . . . . .	1950-51	Continuing	117.3	100.0	
65	National Income Unit . . . . .	1950-51	1952-53	6.4	5.7	
66	National savings organisation . . . . .	1943	Continuing	494.0	248.0	
67	Research and investigations relating to social, economic and administrative problems of national development.	..	..	..	50.0	
<i>Ministry of Food &amp; Agriculture</i>						
68	Key Villages scheme . . . . .	—	1955-56	293.5	293.5	
69	Research & development of marine fisheries . . . . .	1952-53	1956-57	50.5	50.5	
70	Agricultural statistics . . . . .	1952-53	1956-57	25.0	19.7	
71	National Extension Organisation . . . . .	1953-54	..	..	315.0	
72	Training of village level workers . . . . .	1952-53	..	..	35.0	
73	Cooperative training and experiments . . . . .	1953-54	..	..	50.0	
74	Soil conservation (including shelter belts) . . . . .	..	..	..	200.0	
75	Agricultural and animal husbandry research . . . . .	1952-53	1957-58	98.8	88.0	
76	Grading and fumigation . . . . .	1945-46	1955-56	117.3	106.6	
77	Livestock and fisheries statistics . . . . .	1951-52	1956-57	7.9	5.6	
78	Jute cultivation . . . . .	1948-49	1955-56	60.7	50.0	

## III—Contd.

expenditure	Progress of development expenditure					Targets	
	External expenditure 51-56	Upto 50-51	50-51 (Actual)	51-52 (Revised)	52-53 (Budget)	Unit	By 55-56
Balance after 55-56	8	9	10	11	12	13	14
				200.3*	22.9*		
...	...	...	...	...	...	...	...
...	...	...	...	...	...	...	...
274.0	...	n.a.	n.a.	...	...	Total mileage to be completed.	1386
...	...	...	...	...	...	Schools	175
...	...	...	...	...	...	Middle schools	12
...	...	...	...	...	...	High schools	2
...	...	...	...	...	...	Craft schools	6
...	...	...	...	...	...	...	...
...	...	...	...	...	...	Hospitals	10
...	...	...	...	...	...	Dispensaries	30
...	...	...	...	...	...	...	...
...	11.0	8.5	2.5	1.5	2.5	...	...
...	100.0	191.0	41.0	27.5	15.0	...	...
...	45.0	1.0	1.0	2.5	17.3	Rs. lakhs	39
...	1.5	17.3	15.3	31.6	30.0	...	...
...	...	0.7	0.7	0.9	0.9	...	...
...	...	254.0	91.5	36.5	42.5	Net sale in Ra. lakhs.	5000
...	...	...	...	...	...	...	...
...	...	92.3	...	...	14.6	(i) Bull rearing farms	225
...	...	...	...	...	...	(ii) Key villages	600
...	...	...	...	...	...	(iii) Artificial Insemination centres.	150
...	...	...	...	...	...	...	...
5.3	12.5	...	...	...	4.8	...	...
...	...	...	...	...	...	...	...
...	...	...	...	...	...	...	...
...	...	...	...	...	...	...	...
10.8	...	...	...	...	20.7	...	...
...	11.5	10.7	2.0	2.2	7.0	...	...
2.3	...	...	...	...	1.0	...	...
...	...	10.7	6.4	15.6	8.5	...	...

\*Lumpsum provisions for development schemes included in the plan.



Serial No.	Name of scheme	Date begun	Date of completion	Total cost	Development
					Total 51-56
1	2	3	4	5	6
79	Gosadans scheme . . . . .	1952-53	1955-56	100.0	97.1
80	Central Tractor Organisation . . . . .	1948-49	1955-56	1486.6	1022.4
81	Food storage . . . . .	1952-53	1952-53	85.6	85.6
82	Rinder pest . . . . .	1953-54	1955-56	15.7	15.7
83	Schemes for resettlement of Pandless agricultural workers . . . . .	1953-54	1955-56	200.0	200.0
<i>Ministry of Health</i>					
84	All-India Medical Institute, New Delhi (Safdarjang) . . . . .	..	1959	543.0	358.7
85	Construction of a permanent building for Nursing College . . . . .	..	..	18.3	18.3
86	Upgrading of the existing departments of the Medical Colleges . . . . .	1949-50	End of 1954.	44.8	35.8
87	Leprosy Research Institute . . . . .	..	..	15.0	15.0
88	Vallabhbhai-Patel Chest Institute (Delhi University) . . . . .	1949-50	1952	13.0	13.0
89	Taking over and expansion of Wellington Hospital and Nursing Home. . . . .	1952-53	1954-55	22.2	22.2
90	Lady Hardinge Medical College and Hospital . . . . .	..	..	15.3	15.3
91	Central Food Laboratory . . . . .	..	..	8.5	8.5
92	Establishment of Maternal and Child Health Centre, Calcutta . . . . .	...	..	44.3	44.3
93	Anti-T.B. Centre, Delhi . . . . .	..	..	11.5	11.5
94	B.C.G. Programme . . . . .	..	..	14.1	14.1
95	B.C.G. Laboratory, Guindy . . . . .	..	..	9.3	9.3
96	Development of training fields in maternity and child health and improvement of paediatric nursing in Delhi. . . . .	1951	1956	5.3	5.3
97	V. D. control scheme . . . . .	1949	...	7.2	5.0
98	National malaria control programme . . . . .	July 1952	1955-56	1000.0	1000.0
99	Central scheme for health education . . . . .	1953-54	1955-56	15.0	15.0
100	Family Planning . . . . .	1952	1957	65.0	65.0
101	Additional grant to the Indian Council of Medical Research . . . . .	1952-53	1955-56	15.0	15.0
102	Research into systems of medicine other than modern medicine . . . . .	...	...	37.5	37.5
103	Mechanical aid for vital statistics . . . . .	...	...	9.3	9.3
104	Mobile Health Units for rural areas . . . . .	...	...	30.0	30.0
105	Establishment of branches of social and preventive medicine in certain medical colleges in India. . . . .	1954-55	...	10.0	10.0
<i>Ministry of Home Affairs</i>					
106	Development of Andaman Islands . . . . .	1952	1957	483.0	382.0
<i>Ministry of Information &amp; Broadcasting</i>					
107	Five Year Plan for the development of Broadcasting in India. . . . .	1951-52	1955-56	368.4	352.0

## III—Contd.

expenditure	External expenditure 51-56	Progress of development expenditure				Targets	
		Up to 50-51	50-51 (Actual)	51-52 (Revised)	52-53 (Budget)	Unit	By 55-56
Balance after 55-56							
7	8	9	10	11	12	13	14
2.9	...	..	...	...	4.7	...	..
34.0	...	430.2	235.8	238.4	166.9	Area reclaimed Acres (lakhs).	10.5
...	...	...	...	...	85.6	...	...
...	...	...	...	...	...	...	...
...	...	...	...	...	...	...	...
184.3	...	...	..	..	47.4	...	...
...	...	...	...	...	3.8	...	...
...	5.0	9.0	5.0	1.0	4.4	...	...
...	0.5	...	...	...	...	...	...
...	1.0	2.5	2.5	2.5	4.0	...	...
...	...	...	...	...	...	...	...
...	...	...	...	...	...	...	...
...	..	...	...	..	..	...	...
...	..	...	...	..	12.1	...	...
...	2.2	...	...	2.1	2.8	...	...
..	2.2	...	...	0.9	3.5	..	..
0.1	1.6	..	...	1.0	1.2	...	..
...	...	...	...	1.4	0.5	...	...
..	..	1.4	1.4	..	1.2	..	..
..	..	..	..	..	..	..	**
..	..	..	..	..	..	..	..
..	..	..	..	..	..	Centres	20
..	..	..	..	..	..	..	..
..	..	..	..	..	4.0	..	..
..	..	..	..	..	3.0	..	..
..	..	..	..	..	..	..	..
..	..	..	..	..	..	..	..
100.3	..	..	..	..	69.6 (Provisional)	..	†
..	125.0	16.4	16.4	35.0	43.3	...	..

\*\* Distribution of equivalent of 350 short tons of 100 % DDT & two million anti-malaria tablets. (1955-56) 200 units and erection of a DDT manufacturing plant of 700 tons capacity capable of further extension upto 1500 tons  
† 20,000 acres of forest land will be cleared and made fit for the settlement of 4,000 families by 1956-57.

Serial No.	Name of scheme	Date begun	Date of completion	Total cost	Development
					Total 51-56
1	2	3	4	5	6
<i>Ministry of Irrigation &amp; Power</i>					
108	Investigations by Central Water & Power Commission . . .	...	1955-56	283.0	208.0
<i>Ministry of Labour</i>					
109	Technical and Vocational training scheme for adult civilians . . .	1950	1955-56	306.8	250.0
110	Technical & Vocational training—provision of tools and machinery.	...	...	20.0	20.0
111	Technical & Vocational training—construction of buildings . . .	1952-53	1955-56	30.8	30.8
112	Training & retraining of retrenched workers for alternative employment.	1952-53	1955-56	86.0	86.0
113	Central Training Institute for instructors . . . . .	...	...	12.2	10.5
<i>Ministry of Natural Resources Scientific Research</i>					
<i>(a) Council of Scientific and Industrial Research</i>					
114	National Physical Laboratory, New Delhi . . . . .	1948	1955-56	100.3	45.3
115	National Chemical Laboratory, Poona . . . . .	1949	1955-56	87.7	45.0
116	National Metallurgical Laboratory, Jamshedpur . . . . .	1948	1955-56	58.0	32.0
117	Fuel Research Institute, Dhanbad. . . . .	1948	1955-56	66.3	41.3
118	Central Glass and Ceramic Research Institute, Calcutta. . . . .	1948	1955-56	33.8	10.0
119	Central Food Technological Research Institute, Mysore . . . . .	1949	1955-56	33.0	25.0
120	Central Drug Institute, Lucknow. . . . .	1949	1955-56	34.0	26.0
121	Central Road Research Institute, New Delhi . . . . .	1950	1955-56	29.6	21.1
122	Central Leather Research Institute, Madras . . . . .	n. a.	1955-56	25.5	17.5
123	Central Electric Chemical Research Institute, Karai-Kudi. . . . .	1950	1955-56	40.0	31.0
124	Central Building Research Institute, Roorkee. . . . .	1950	1955-56	21.0	14.0
125	Coal Survey Stations. . . . .	1949	1955-56	9.0	2.2
126	Electronic and Radio Engineering Research Institute. . . . .	1953-54	1955-56	29.0	29.0
127	Mechanical Engineering Research Institute . . . . .	1953-54	1955-56	29.0	29.0
128	Silk and Art silk Research Association. . . . .	1953-54	1955-56	5.0	5.0
129	Grants-in-aid and donations to scientific societies and institutions	1950-51	1955-56	17.3	17.3
130	Marine biological station. . . . .	1951	1955-56	10.6	10.6
131	Bibliographical centre . . . . .	1951	1955-56	9.9	9.9
132	Provision for research expenditure . . . . .	1952	1955-56	50.0	50.0
<i>(b) Mineral Development</i>					
133	Further expansion of Geological Survey of India. . . . .	1951	1956	67.0	67.0
134	Five year expansion scheme of Indian Bureau of Mines . . . . .	1951	1955-56	39.2	39.2
<i>Ministry of Production</i>					
135	Fertiliser Factory Sindri . . . . .	1945	1956	2744.2	903.0
136	Machine Tools Factory, Jalahalli . . . . .	1949	1955	978.0	963.8
137	Dry Core Cable Factory, Rupnarainpur (W. Bengal). . . . .	1950	1956	130.0	129.7

## III—Contd.

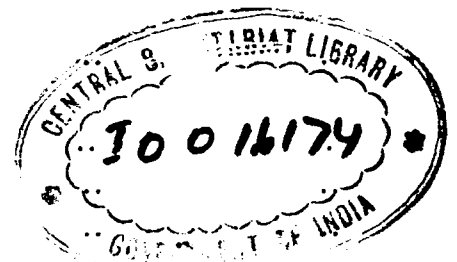
expenditure		Progress of development expenditure				Targets	
Balance after 55-56	External ex- penditure 51-56	Upto 50-51	50-51 (Actual)	51-52 Revised	52-53 (Budget)	Unit	By 55-56
7	8	9	10	11	12	13	14
..	..	75.0	23.0	40.0	33.0	..	..
6.6	..	50.2	45.3	43.8	50.1	..	..
..	..	..	4.0	3.0	3.0	..	..
..	..	..	..	..	0.2	..	..
..	2.0	..	..	..	..	..	..
..	..	1.7	1.7	1.7	2.0	..	..
..	6.0	55.0	25.5	21.3	17.0	..	..
..	11.5	42.7	18.7	15.0	12.2	..	..
..	6.0	26.0	14.9	11.0	3.0	..	..
..	15.0	25.0	6.7	4.3	6.4	..	..
..	2.0	23.8	4.4	..	2.1	..	..
..	4.5	8.0	4.9	4.0	4.7	..	..
..	4.5	8.0	7.9	4.0	8.4	..	..
..	1.5	8.5	3.4	3.0	6.2	..	..
..	1.0	8.0	4.2	3.5	7.0	..	..
..	12.0	9.0	2.2	3.4	7.7	..	..
..	1.0	7.0	0.8	3.5	5.5	..	..
..	..	6.8	..	2.2	..	..	..
..	..	..	..	..	..	..	..
..	..	..	..	..	..	..	..
..	5.0	..	2.4	..	5.5	..	..
..	..	..	..	..	0.5	..	..
..	..	..	..	0.1	1.5	..	..
..	..	..	..	..	20.0	..	..
..	7.3	..	..	2.2	11.9	..	..
..	6.7	..	..	2.1	6.9	..	..
..	..	1841.2	408.8	435.0	300.0	Tons (in 000's)	350
..	739.2	14.2	14.2	98.0	150.0	Number	•
..	61.6	0.3	0.3	23.1	70.0	Value of cables	Rs. 1 crore

\* 900 high speed lathes, 460 milling machines and 240 heavy duty drilling machines every year.

Serial No.	Name of scheme	Date begun	Date of completion	Development	
				Total cost	Total 51-56
1	2	3	4	5	6
138	National Instruments Factory, Calcutta . . . . .	1949	1956	186.0	182.0
139	Hindustan Shipyard Ltd.— Acquisition and development of shipyard . . . . .	1951	1957	831.0	674.0
140	Hindustan Shipyard Ltd.— Construction of ships . . . . .	1950	..	884.5	734.0
141	Penicillin Factory, Pimpri . . . . .	1948	1955	211.4	207.0
142	Government Housing Factory, Delhi . . . . .	1949	1953	108.5	11.8
143	D. D. T. Factory, Delhi . . . . .	1952	1954	39.1	39.1
144	Development of Mandi Mines . . . . .	1952	1954	100.0	100.0
145	Existing Salt Works . . . . .	1951	1956	53.7	50.0
146	Printing Ink Factory . . . . .	1951	1953	5.8	5.8
147	Iron & Steel Project . . . . .	...	...	1500.0	1500.0
<i>Ministry of Railways</i>					
148	Rehabilitation and Development of Railways . . . . .	...	...	...	25000.0
<i>Ministry of Transport</i>					
<i>(a) Roads</i>					
149	National Highways (including Rampur—Chini road and Ganga Bridge).	1947	Continuing	3323.0	2700.0
150	Other Roads (Assam-Agartala road, Passi-Badarpur road, Jammu-Pathankot road, West Coast road, and roads in Sikkim).	1950-51	1955-56	494.1	424.0
<i>(b) Shipping</i>					
151	Coastal trade (loans) . . . . .	1951	1955-56	400.0	400.0
152	Overseas trade (loans) . . . . .	1951-52	1955-56	650.0	650.0
153	Eastern Shipping Corporation . . . . .	1951	1955-56	444.0	444.0
154	Marine Engineering Training Scheme . . . . .	1950	1953	59.9	59.9
155	Merchant navy ratings training scheme . . . . .	1950	1952-53	60.1	51.9
156	Development of lighthouses . . . . .	...	...	200.0	200.0
<i>(c) Inland Water Transport</i>					
157	Contribution to the Ganga Water Transport Board . . . . .	1951-52	1955-56	10.0	10.0
<i>(d) Ports and Harbours</i>					
158	Development of Kandla Port . . . . .	1949-59	1955-56	1295.0	1206.4
159	Loans to major ports . . . . .	...	...	1200.0	1200.0
160	Development of port facilities in Butcher Island in connection with the petroleum refineries.)	...	...	800.0	800.0
<i>Ministry of Works, Housing and Supply</i>					
161	Nasik Printing Press . . . . .	1952	1956	102.3	102.3
162	Industrial Housing Scheme . . . . .	1950	1956	3850.0	3850.0
163	Civil Works . . . . .	1951	...	1000.0	1000.0

## III—Contd.

expenditure Balance 55-56	External expenditure 51-56	Progress of development expenditure				Targets	
		Upto 51-51	50-51 (Actual)	51-52 (Revised)	52-53 (Budget)	Unit	By 55-56
7	8	9	10	11	12	13	14
..	..	4.0	0.6	14.5	25.0	Value of instruments	Rs. 75 lakhs
157.0	..	..	..	49.6	140.0	..	..
..	400.0	150.0	120.0	182.0	142.0	D. W. Tons	40
52.6	57.1	4.4	3.0	17.7	60.0	Mega Units	6 millions
3.0	..	93.7	34.7	9.8	2.0	..	..
..	16.7	..	..	..	5.0	Tons	700 tons annually from 1954 onwards.
..	20.1	..	..	..	10.0	Lakh maunds	1782
..	12.1	3.7	3.7	4.3	8.0	Do	795
..	..	..	..	2.9	2.9	..	..
..	..	..	..	..	50.0	Tons of pig iron	3,40,000
..	..	..	3331.0	4689.0	4910.0	..	..
..	100.0	623.0	226.0	309.0	500.0	Miles constructed	100
..	..	70.1	70.1	56.0	100.0	Miles improved	1,700
..	1494.0	..	..	75.0	100.0	Coastal trade GRT	65,000
..		..	..	..	200.0	Overseas trade GRT	70,000
..		..	..	146.9	74.0	74.0	Eastern Shipping Corporation GRT.
..	8.2	..	..	2.4	29.9	..	..
..	..	8.2	8.2	7.3	14.7	Trainees	2,000
..	..	..	..	..	..	..	..
..	..	..	..	2.0	2.0	..	..
..	..	88.6	78.8	85.7	240.0	..	..
..	..	..	..	..	..	..	..
..	..	..	..	..	..	..	..
..	..	..	..	0.1	40.0	..	..
..	..	100.0	100.0	168.0	900.0	..	..
..	..	..	23.4	57.3	167.8	..	..



STATEMENT  
DEVELOPMENT SCHEMES  
(Other than irrigation and

Serial No.	Name of scheme	District/Area benefited	Total cost	Development expenditure	
				Total 51-56	Balance after 55-56
1	2	3	4	5	6
					<b>ASSAM</b>
<i>Agriculture</i>					
1	Administration and extension . . .	Entire State . . . . .	65·8	58·4	...
2	Establishment of Agricultural College	Entire State . . . . .	15·9	11·3	...
3	Mechanised cultivation scheme . . .	Plains districts . . . . .	22·5	11·5	...
4	Minor irrigation schemes . . . . .	Goalpara, Kamrup, Darrang, Nowgong, Sibsagar, Lakhimpur, Cachar.	188·9	139·1	...
5	Manure manufacture and distribution scheme.	Entire State . . . . .	47·8	44·6	...
6	Seed multiplication and distribution scheme.	Do. . . . .	116·6	35·3	...
7	Plant protection scheme . . . . .	Do. . . . .	14·5	12·2	...
<i>Forests</i>					
8	Communications . . . . .	...	19·0	16·0	...
<i>Co-operation</i>					
9	Administration and extension . . .	Entire State . . . . .	22·3	22·0	...
10	Extension of Co-operative movement.	Do. . . . .	16·1	16·1	...
11	Construction of godowns and ginning mills	Godowns at Kamalabari, Marigaon, Barama, Boko, Udalguri, and other places. Ginning mills—Garo Hills and United Mikir Hills.	11·9	11·9	...
<i>Rural Development</i>					
12	Rural Panchayats . . . . .	...	602·0	40·0	533·0
<i>Cottage Industries</i>					
13	Development of lac industry . . . . .	Mikir Hills . . . . .	10·5	10·5	...
<i>Roads</i>					
14	State highways . . . . .	Entire State . . . . .	178·6	176·9	...
15	Other roads . . . . .	Do. . . . .	243·8	243·9	...
<i>Road Transport</i>					
16	Nationalisation of road transport on important routes	...	35·9	31·9	...
<i>Education</i>					
17	Gauhati University Scheme . . . . .	Entire State . . . . .	186·5	43·0	132·5
18	Development of H. R. H. the Prince of Wales Technical Schools, Jorhat into a college of engineering and technology.	Do. . . . .	17·2	10·0	...
19	Social education . . . . .	Do. . . . .	28·5	21·8	...
20	Basic schools . . . . .	Do. . . . .	23·6	23·6	...
21	Provincialisation of secondary schools in the Plains Tribal Areas.	Plains Tribal Areas . . . . .	25·4	25·4	...

IV  
IN THE STATES  
(power)

External expenditure 51-56	Progress of development expenditure				Targets	
	Upto 50-51	50-51 (Actual)	51-52 (Revised)	52-53 (Budget)	Unit	By 55-56
7	8	9	10	11	12	13
..	7.4	0.9	1.0	3.2	Numbers	950
..	4.6	1.2	1.2	3.6	Students	56
..	11.0	2.0	2.9	3.9	Acres . .	15,000
..	49.7	18.1	19.9	35.5	Tons . .	7,500
					Acres . .	5,08,000
					Tons . .	7,300
..	3.2	3.2	3.0	7.5	Acres . .	6,000
..	81.3	18.3	12.6	11.6	Tons . .	1,000
..	2.3	1.9	0.8	2.4	Acres . .	20,000
..	3.0	3.0	3.4	4.2	Tons . .	2,700
..	0.3	0.3	0.4	1.1	Acres . .	4,15,000
..	..	..	..	..	Tons . .	79,000
..	..	..	..	..	Mileage . .	40
..	..	..	..	..	..	..
..	..	..	..	..	Societies . .	506
..	..	..	..	..	Godowns	8
..	..	..	..	..	Ginning mills	2
..	29.0	4.8	8.2	15.7	No.	
..	..	..	0.2	0.9	Shellac (in lbs.)	2,700
..	1.7	1.7	13.0	21.6	Miles metalled	491
..	..	..	2.5	16.9	Gravelled	629
..	4.0	4.0	8.4	12.3	Earth-work . .	267
..	..	..	..	..	Metalled . .	31
..	..	..	..	..	Vehicles . .	300
..	..	..	..	..	Mileage . .	710
..	11.0	10.0	5.0	5.0	Number of institutions affiliated	20
..	7.2	..	..	..	Number of pupils	2,000
..	6.7	3.1	3.3	3.4	New buildings . .	1
..	..	..	..	..	Conversion of existing buildings	1
..	..	..	..	..	Number of students	374
..	..	..	..	..	Centres . .	1,440
..	..	..	..	..	Pupils . .	1,25,175
..	..	..	..	..	Schools . .	214
..	..	..	..	..	Pupils . .	11,092
..	..	..	..	..	Schools . .	57
..	..	..	..	..	Pupils . .	3,395



Serial No.	Name of scheme	District/Area benefited	Total cost	Development expenditure	
				Total 51-56	Balance after 55-56
1	2	3	4	5	6
					ASSAM
	<i>Medical</i>				
22	Assam Medical College, Dibrugarh .	Entire state . . .	170.4	131.5	..
23	Provincialisation of five district headquarter hospitals	Silchar, Dhubri, Nowgong, Jorhat, Tezpur.	40.2	20.1	10.0
	<i>Welfare of Backward Classes</i>				
*24	Land reclamation in backward areas	Rangkhang, Nambar, Deger area, Lumling area, Hatikhala, Salikhantapur, Kalimabong, Rungkhoh.	16.9	16.9	..
25	Development of education in tribal areas.	All autonomous districts . .	57.2	48.8	..

## IV—(Contd.)

External expenditure 51-56	Progress of development expenditure				Targets	
	Upto 50-51	50-51 (Actual)	51-52 (Revised)	52-53 (Budget)	Unit	By 55-56
7	8	9	10	11	12	13
<i>—Contd.</i>						
..	38.9	8.9	11.7	32.8	Students . . .	337
					Nurses . . .	36
					Hospital beds . . .	300
..	10.1	2.6	3.0	4.4	Beds . . .	226
..	..	..	..	..	Tons . . .	2,500
					Acres . . .	5,000
..	8.4	2.4	3.2	3.7	New schools . . .	1,320
					Students . . .	101,200

\*Provision for other schemes for welfare of Backward Classes has been included under other heads.

Serial No.	Name of scheme	District/ Area benefited	Total cost	Development expenditure	
				Total 51-56	Balance after 55-56
1	2	3	4	5	6
BIHAR					
<i>Agriculture</i>					
1	Headquarters and supervisory staff.	Entire State . . . . .	149·8	74·9	..
2	Staff for minor irrigation works (Agriculture)	Do . . . . .	67·2	60·9	..
3	Staff for minor irrigation works (Revenue)	Do . . . . .	17·6	15·7	..
4	Bihar agricultural college, Sabour .	Do . . . . .	22·7	10·0	...
5	Preparation of manurial tables .	Entire State . . . . .	17·3	12·0	...
6	Intensification of sugarcane research	Tirhut Range . . . . .	16·7	13·4	...
7	Reclamation of waste land by manual labour; staff for distribution of Land Improvement loans	Entire State . . . . .	13·7	10·2	...
8	Land reclamation and state farming	Purnea district . . . . .	50·4	40·0	...
9	Purchase and maintenance of tractors for the State Tractor Organisation	Chota Nagpur, Santhal Parganas. . . . .	43·7	26·8	...
10	Rahat pump scheme . . . . .	Entire State . . . . .	50·1	30·0	...
11	Installation of tube-wells . . . . .	Entire State . . . . .	22·1	20·8	...
12	Surface percolation wells . . . . .	Entire State . . . . .	301·4	202·0	...
13	Medium irrigation Schemes . . . . .	Entire State . . . . .	46·9	41·5	...
14	Lift engines & pumps . . . . .	Entire State . . . . .	66·2	25·0	...
15	Open borings Minor . . . . .	Entire State . . . . .	70·6	65·5	...
16	Minor ahars, pynes and bunds . . . . .	Entire States . . . . .	495·1	406·3	...
17	Rural compost scheme . . . . .	Entire State . . . . .	46·1	38·2	...
18	Distribution of phosphate Fertilizers . . . . .	Entire State . . . . .	42·1	35·9	...
19	Town refuse compost scheme . . . . .	Entire State . . . . .	14·9	12·2	...
20	Seed multiplication Scheme . . . . .	Entire State . . . . .	24·4	13·7	...
21	Improvement of sugarcane cultivation . . . . .	All over Bihar except Chota-Nagpur division . . . . .	79·6	45·9	...
22	Plant protection scheme . . . . .	Entire State . . . . .	19·3	17·9	...
<i>Animal Husbandry</i>					
23	Expansion of veterinary services . . . . .	Entire State . . . . .	20·7	20·7	...
24	Scheme for the establishment of Haryana Cattle Breeding Farm, Dumraon.	Dumraon, Shahabad . . . . .	16·8	11·5	...
<i>Forests.</i>					
25	Reorganisation of the administration of the Bihar Forest Department	Entire State . . . . .	184·5	108·2	...
26	Education and training . . . . .	Entire State . . . . .	19·8	14·8	...

## IV—Contd.

External expenditure 51-56	Progress of development expenditure				Targets	
	Upto 50-51	50-51 (Actual)	51-52 (Revised)	52-53 (Budget)	Unit	By 55-56
7	8	9	10	11	12	13
...	74.9	11.0	11.2	12.6	..	..
...	6.3	6.3	12.0	11.6	..	..
...	1.9	1.9	3.2	3.2	..	..
...	12.7	3.0	2.9	3.8	Students	70
...	5.3	2.7	3.3	3.6	...	...
...	3.3	1.7	1.0	4.3	...	...
...	3.5	2.1	2.3	2.0	Acres	36000
...	10.4	6.4	1.4	4.7	Acres	4000
15.0	16.9	4.2	1.3	5.7	Acres	9000 (per year)
...	20.1	7.6	7.5	6.3	Number	2500
11.0	1.3	0.7	7.5	6.0	Number	60
...	99.4	35.1	26.3	45.0	Number	9000
...	5.4	5.3	13.0	10.5	Number	70
39.7	41.2	39.2	16.9	0.7	Number	600
32.8	5.1	5.1	9.2	12.5	Number	5000
...	88.8	88.8	102.5	105.0	Number	8750
...	7.9	7.3	8.6	7.3	Tons (lakhs)	12
...	6.2	6.2	7.6	4.9	Tons	8000
...	2.7	0.9	3.3	2.2	Tons (lakhs)	1
...	10.7	2.0	2.4	2.5	Maunds	70000
...	33.7	6.7	10.2	11.0	...	...
...	1.4	1.4	1.6	5.7	...	...
...	...	...	...	0.5	Veterinary institutions	287
...	...	...	...	..	Veterinary Asstt. surgeons.	329
...	5.3	1.5	2.8	6.5	Cattle	500
...	76.3	16.1	20.9	26.6	Area of private forests under Government management (sq. miles.)	13500
...	5.0	1.8	2.4	2.2	No. of forest staff	234

Serial No.	Name of scheme	District/Area benefited	Total cost	Development expenditure	
				Total 51-56	Balance after 55-56
1	2	3	4	5	6
<i>Cooperation</i>					<b>BIHAR</b>
27	Credit agricole : construction of depot building.	Daltonganj, Begusarai, Madlipura, Jahanabad, Nawada, Ranchi, Kunti, Jamni, Banka, Patna, (Gulzarbagh) Barh, Betiah, Motihari, Bihta, Muzaffarpur, Sesaram, Jamatora, Chapra, Sewan, Gopalganj, Laheriasarai, Hajipur, Maseurki, Rehika, Samastipur and Daultapur.	12.9	12.9	...
28	Organisation of Entire state rural development centres by forming whole village multi-purpose co-operative societies.	. . .	20.5	15.8	...
<i>Rural Development</i>					
29	Establishment of panchayats	Entire State . . .	364.3	124.7	226.8
<i>Cottage Industries</i>					
30	Tutional classes . . . .	Entire State . . .	17.4	17.4	...
31	Reorganisation of cottage Industries Institute, Gulzarbagh.	Patna (Gulzarbagh) . .	23.1	23.1	...
<i>Other Industries</i>					
32	Superphosphate factory at Sindri	Sindri . . .	42.4	41.1	...
33	Establishment of Provincial Industrial Research Laboratory.	Sindri . . .	13.2	10.8	...
<i>Roads</i>					
34	Road development scheme . . .	Entire state . . .	1464.0	725.0	550.8
35	Improvement of communications in sugar factory areas.	Tirhut Division and Sahabad and Patna districts.	75.0	75.0	...
<i>Education</i>					
36	Opening of basic educational centres	Entire State . . .	523.6	188.0	204.0
37	Improvement of non-basic primary schools.	Do. . . .	592.5	117.0	275.0
38	Expansion of 55 elementary training schools and opening of 15 new elementary training schools.	Do. . . .	23.2	16.6	...
39	Opening of 40 Government Middle Schools for girls.	Do. . . .	43.0	12.5	29.0
40	Opening of 15 Government High Schools for girls.	Do. . . .	55.5	26.8	18.0

## IV—Contd.

External expenditure 51-56	Progress of development expenditure:				Targets	
	Upto 50-51	50-51 (Actual)	51-52 (Revised)	52-53 (Budget)	Unit	By 55-56
7	8	9	10	11	12	13
—Contd.						
...	...	...	8.4	4.5	Godowns . . .	4
...	4.7	2.5	2.9	3.1	Societies . . .	7400
...	12.8	9.0	17.0	28.9	Number	1300
...	...	...	0.2	1.8	Students . . .	864
...	...	...	0.3	6.6	Students . . .	435
...	1.3	1.3	11.7	40.0	Tons . . .	15000
...	2.4	0.6	0.7	8.9		
...	188.2	106.9	222.1	307.8	Metalled miles . . .	1888
					Unmetalled miles . . .	552
...	...	...	...	15.0	Miles . . .	300
...	131.6	27.2	40.7	38.5	Schools . . .	555
...	200.5	64.0	98.9	19.7	Students . . .	137000
					Schools . . .	28000
					Students . . .	1500000
...	6.6	2.5	2.6	3.9	Students . . .	1950
...	1.5	1.1	2.9	3.3	Schools . . .	33
					Students . . .	6000
...	10.7	3.4	4.5	5.5	Schools . . .	15
					Students . . .	6000

Serial No.	Name of Scheme	District/Area benefited	Total cost	Development expenditure	
				Total 51-56	Balance after 55-56
1	2	3	4	5	6
<b>BIHAR</b>					
41	Expansion of existing Government managed and aided Colleges.	Entire State . . .	95.2	32.5	30.0
42	Opening of a degree college at Ranchi.	Ranchi . . .	41.0	21.2	10.0
43	Establishment of electrical and mechanical engineering College at Sindri.	Entire State . . .	112.5	68.9	...
44	Tirhut School of Engineering . . .	Muzaffarpur . . .	25.7	17.6	...
45	Adult education . . . . .	Entire State . . .	1175.3	39.0	1125.0
46	Improvement of oriental education . . . . .	Do. . . . .	15.0	10.0	5.0
<i>Medical</i>					
47	Improvement of the Patna Medical College.	Patna . . . . .	28.8	23.0	...
48	Conversion of Darbhanga Medical School into College.	Darbhangha . . . . .	68.1	53.0	...
49	Reorganisation of nursing services . . . . .	Entire State	11.3	11.3	...
50	Improvement of Government Ayurvedic and Tibbi Colleges at Patna.	Patna . . . . .	11.0	11.0	...
51	Two 30 bedded hospitals and 10 primary centres.	Sahadra, Darbhanga and Monghyr.	68.8	59.5	...
52	Provincialisation of saddar hospitals		175.7	99.0	...
53	Improvement of the Patna Medical College Hospital.	Patna . . . . .	61.7	46.0	...
54	Provincialisation of 4 sub-divisional hospitals.	Samastipur, Bihar, Deoghar and Giridih.	20.3	15.0	...
55	Provision of dispensaries in each thana.	Entire State . . . . .	12.0	12.0	...
56	Scheme for Anti-T. B. measures . . . . .	Do. . . . .	42.5	38.5	...
<i>Public Health</i>					
57	Establishment of Public Health Institute	Patna . . . . .	13.7	11.5	2.0
58	Urban water supply, sewage and drainage.	Entire State . . . . .	93.7	82.9	...

## IV—Contd.

External expenditure 51-56	Progress of development expenditure				Targets	
	Upto 50-51	50-51 (Actual)	51-52 (Revised)	52-53 (Budget)	Unit	By 55-56
7	8	9	10	11	12	13
—Contd.						
...	32.7	4.6	3.6	8.7	Colleges . . .	39
					Students . . .	26000
...	9.8	2.6	2.8	4.9	Students . . .	1400
6.5	43.6	28.1	24.6	18.3	Graduate engineers .	60
...	8.1	6.1	6.4	8.5	Numbers of subordinate engineers.	60
...	11.3	8.2	10.2	7.6	Centres . . .	2000
...	...	...	0.4	1.9	Adults . . .	130000
...	...	...	...	...	Students . . .	200
...	5.8	3.4	4.0	4.7	Doctors . . .	100
...	15.1	15.1	11.2	12.0	Doctors . . .	60
					Beds . . .	500
					Hospitals . . .	1
...	...	...	...	0.4	Nurses . . .	80
...	...	...	...	11.0		..
...	9.3	5.7	12.5	12.9	Hospital . . .	6
					Beds . . .	196
					Centres . . .	12
...	76.7	17.2	21.7	21.0	Hospitals . . .	22
					Beds . . .	1933
6.0	15.7	15.7	28.1	21.0	Hospitals . . .	2
					Beds . . .	1182
...	5.3	1.3	2.9	2.7	Beds . . .	290
					Hospitals . . .	4
...	...	...	1.8	3.3	Dispensaries . . .	26
...	4.0	1.8	12.7	8.7	Hospitals . . .	2
					Beds . . .	453
...	0.2	0.2	3.1	6.0	Students . . .	5
					Food samples to be examined.	10000
					Water samples to be examined.	500
					Sanitary inspectors .	60
					Health inspectors .	120
					Cholera vaccine (doses in lakhs).	2.8
30.0	10.8	10.0	30.8	37.4	Tube wells . . .	5
					Water towers . . .	2
					Pumping plants . . .	40
					Setting tanks . . .	2
					Intake wells . . .	2
					Purification plants .	2



Serial No.	Name of scheme	District/Area benefited	Total cost	Development expenditure	
				Total 51-56	Balance after 55-56
1	2	3	4	5	6
<b>BIHAR</b>					
59	Rural water supply . . . . .	Entire State . . . . .	16.0	14.0	...
60	Interim urban and rural public health organisation scheme.	Do. . . . .	77.9	73.0	...
<i>Housing</i>					
61	Industrial Housing scheme . . . . .	Do. . . . .	115.0	100.0	...
<i>Welfare of Backward Classes</i>					
62	Establishment charges for staff employed for aboriginal welfare work.	Do. . . . .	27.3	19.4	...
63	Establishment charges for staff employed for harijan welfare work. . . . .	Do. . . . .	17.8	14.4	...
64	Award of scholarship to aboriginal students	Chotanagpur Division and Santhal Parganas districts and parts of Sahabad district.	21.7	15.7	...
65	Special scheme for aboriginal uplift in Chota Nagpur and Santhal Parganas.	Five districts of Chota Nagpur Division and in the district of Santhal Parganas.	20.2	12.0	...
66	Award of scholarships to scheduled caste students.	Entire state . . . . .	41.4	32.5	...
67	Grants in aid to maktabas . . . . .	Entire State . . . . .	13.4	10.0	...
68	Award of scholarships to backward class students.	Do. . . . .	10.7	10.0	...

## IV—Contd.

External expenditure 51-56	Progress of development expenditure				Targets	
	Upto 50-51	50-51 (Actual)	51-52 (Revised)	52-53 (Budget)	Unit	By 55-56
7	8	9	10	11	12	13
...	2.0	2.0	15.5	8.0		..
...	4.9	4.9	11.4	15.0	Field Health staff Supervisory staff	2000 800
...	15.0	15.0	30.0	20.0	Houses	470
...	7.9	3.3	3.8	4.3	Number	347
...	3.4	1.5	2.8	2.8	Number	189
...	6.0	2.1	3.0	3.1	Number of stipends	1776
...	8.2	3.1	3.0	3.5	Schools & hostels	243
...	8.9	4.8	6.5	6.5	Number of stipends	7580
...	3.3	1.8	2.0	2.0	Maktabas to be aided	560
...	0.7	0.7	2.0	2.0	Number of stipends	961

Serial No.	Name of scheme	District/Area benefited	Total cost	Development expenditure	
				Total 51-56	Balance after 55-56
1	2	3	4	5	6
<i>Agriculture</i>					<b>BOMBAY</b>
1	Establishment of agricultural colleges at Anand and Dharwar.	Dharwar and Kaira . . . . .	97.5	41.3	...
2	Expansion of agricultural college, Poona.	Poona . . . . .	29.2	12.6	...
3	Establishment of agricultural schools	Entire State . . . . .	123.6	89.9	...
4	General research schemes . . . . .	Entire State . . . . .	N. A.	46.3	...
5	Land improvement in scarcity areas	Entire State . . . . .	202.1	144.7	...
6	Mechanical cultivation . . . . .	Entire State . . . . .	306.7	174.6	...
7	Reclamation of Kar and Khajan lands	Entire State . . . . .	27.5	22.6	...
8	Minor irrigation . . . . .	Entire State . . . . .	275.9	188.0	...
9	Boring section . . . . .	Entire State . . . . .	54.9	36.0	...
10	Co-operative lift irrigation scheme .	Entire State . . . . .	101.6	90.0	...
11	Compost making . . . . .	Entire State . . . . .	44.3	29.4	...
12	Construction of godowns . . . . .	Entire State . . . . .	30.0	30.0	...
13	Multiplication and distribution of foodgrains crops.	Entire State . . . . .	45.1	21.1	...
14	Parks and gardens . . . . .	Bombay city and suburbs	50.2	24.2	...
15	Introduction of record of rights in Khoti and Inam villages.	Entire State . . . . .	68.9	52.4	...
16	Prevention of fragmentation, consolidation of agricultural holdings.	Entire state . . . . .	80.9	64.0	...
<i>Animal Husbandry</i>					
17	Expansion of the Bombay Veterinary College.	Entire State . . . . .	15.2	11.7	...
	Opening of veterinary dispensaries .	Entire State . . . . .	21.5	17.2	...
	Assumption of full control of veterinary dispensaries by government.	Entire State . . . . .	32.2	12.4	...
20	Immunisation of cattle against diseases.	Entire State . . . . .	25.8	19.6	...
21	Livestock improvement scheme .	Entire State . . . . .	66.8	49.7	...
<i>Dairying and Milk Supply</i>					
22	Milk supply for towns . . . . .	Greater Bombay area . . . . .	870.1	594.0	...
<i>Forests</i>					
23	Additional territorial conservators circle and Research and Working Plans Circle.	Entire State . . . . .	30.8	24.3	...
<i>Co-operation</i>					
24	Extension of Bombay Agricultural Debtors Relief Act.	Entire State . . . . .	84.5	51.8	...
25	Extension of Moneylenders Act	Entire State . . . . .	42.5	23.9	...

## IV—Contd.

External expenditure 51-56	Progress of development expenditure				Targets	
	Upto 50-51	50-51 (Actual)	51-52 (Revised)	52-53 (Budget)	Unit	By 55-56
7	8	9	10	11	12	13
...	56.2	18.9	8.9	8.4		150 students will be admitted annually.
...	16.6	5.9	2.4	2.1		Do.
...	33.7	17.5	23.9	13.3		4 Schools will be started admitting 200 students in all every year.
...	n. a.	3.5	3.8	3.8		
...	57.4	22.3	33.2	22.2	Acres in '000	
...	132.1	38.0	44.0	31.4	New Bunding . . .	85
...	4.9	2.0	3.6	2.7	Consolidation . . .	56
...	87.9	11.2	68.2	54.1	Acres in '000 . . .	125
...	18.9	8.0	7.6	10.3	Bores . . .	590
...	11.6	11.2	11.2	30.0	No. of societies . . .	457
...	14.9	5.2	4.9	3.7	No. of schemes . . .	295
...	...	...	...	...		
...	24.0	3.9	4.9	2.4		
...	26.0	16.9	5.7	4.5		
...	16.5	10.8	11.1	9.9		
...	14.9	8.5	6.5	6.5		
...	3.5	1.2	1.1	1.2		
...	4.4	1.5	2.3	4.0	No. . . . .	64
...	7.7	2.0	2.1	2.3	No. . . . .	71
...	6.2	3.1	3.3	3.5		
...	17.1	5.9	5.5	4.8		
...	276.1	96.3	109.6	63.5	No. of milk centres . . .	700
...	6.5	2.2	2.3	2.9	Milk sold daily . . .	5000 (mds.)
...	32.7	13.0	17.6	16.4	Societies . . . . .	2162
...	18.6	5.2	3.9	4.1		

Serial No.	Name of scheme	District/Area benefited	Total cost	Development expenditure	
				Total 51-56	Balance after 55-56
1	2	3	4	5	6
					<b>BOMBAY</b>
	<i>Rural Development</i>				
26	Sarvodaya Development	Selected backward areas	148.8	120.0	..
	<i>Cottage Industries</i>				
27	Development of Cottage industries	Entire State	73.0	55.0	..
	<i>Other Industries</i>				
28	Industrial statistics and intelligence	Entire State	16.2	11.0	..
29	Establishment of Trading States	Entire State	90.0	90.0	..
30	State Industrial Finance Corporation	Entire State	100.0	100.0	..
31	D. D. T. Plant	Entire State	40.0	40.0	..
	<i>Roads</i>				
32	State Highways and other roads	Entire State	1163.6	1163.6	..
	<i>Road Transport</i>				
33	Road Transport	Entire State	200.0	200.0	..
	<i>Ports and Harbours</i>				
34	Ports and Harbours	Ahmedabad, Kaira, Broach, Surat, Thana, Kollaba, Ratnagiri, Kanara, Amreli.	25.1	25.0	..
	<i>Education</i>				
35	Training of primary teachers	Entire State	78.3	50.1	..
36	Strengthening of inspection staff	Entire State	53.6	42.0	..
37	Opening of primary schools in school-less villages.	Entire State	62.4	58.1	..
38	Introduction of free and compulsory education on voluntary basis.	Entire State	5887.5	3289.9	..
39	Constructoin of buildings for primary schools.	Entire State	126.3	51.1	..
40	Craft training in primary schools	Entire State	227.8	150.8	..
41	Secondary Education	Entire State	143.1	92.0	..
42	Establishment of Universities, and grants to universities, etc.	Entire State	308.3	237.3	..
43	Expansion of the College of Engineering, Poona.	Entire State	52.1	23.9	..
44	Establishment of an additional engineering college, Ahmedabad.	Entire State	55.9	28.4	..
45	Opening of more technical high schools.	Entire State	44.3	41.8	..
46	Adult literacy and education	Entire State	119.5	90.5	..
47	Universal literacy among industrial workers.	Industrial areas	19.4	15.9	..
48	Audio-visual education	Entire State	24.6	16.0	..
49	Physical education	Entire State	144.7	108.6	..
50	Establishment of libraries	Entire State	26.1	15.0	..
	<i>Medical</i>				
51	Establishment of medical colleges at Poona and Ahmedabad.	Entire State	489.1	308.0	..

IV—Contd.

External expenditure 51-56	Progress of development expenditure				Targets	
	Upto 50-51	50-51 (Actual)	51-52 (Revised)	52-53 (Budget)	Unit	By 55-56
7	8	9	10	11	12	13
—Contd.						
..	28.8	15.0	15.0	20.0		
..	18.0	12.4	7.6	7.6		
..	5.2	1.5	1.7	1.7		
..	..	..	..	3.0		
..	..	..	..	15.0		
..	..	..	..	..		
15.0	..	23.8	73.9	308.9	Miles . . .	14480
..	..	..	..	15.0		
..	0.1	0.1	0.2	2.7		
..	28.2	5.5	6.2	8.0		
..	11.6	6.5	5.8	4.2		
..	4.3	n.a.	n.a.	10.1		
..	2597.6	776.0	774.6	812.0		
..	75.3	16.2	16.0	16.3		
..	75.1	25.2	21.4	18.9		
..	51.4	16.0	22.9	24.9		
..	71.0	43.9	33.1	31.6		
..	28.2	8.2	7.8	7.0		
..	27.5	12.6	11.0	5.4		
..	2.5	2.4	3.0	1.9	No. . . .	10
..	29.0	11.4	9.0	7.1		
..	3.5	0.9	1.0	1.2		
..	8.6	1.1	1.3	1.1		
..	36.1	16.0	17.9	19.9		
..	11.1	4.2	3.2	3.7		
6.0	181.2	113.1	108.0	101.5		

Serial No.	Name of scheme.	District/Area benefited.	Total cost.	Development expenditure.	
				Total 1951-56	Balance after 55-56
1	2	3	4	5	6
<b>BOMBAY</b>					
52	Medical College, Baroda	Entire State	53.8	44.7	...
53	Conversion of dispensaries into cottage hospitals.	Entire State	25.5	22.5	...
54	Opening of 2 T. B. Hospitals	Entire State	37.7	30.9	...
55	Establishment of leper colonies	Entire State	15.0	15.0	...
56	Creation of posts of subsidised medical practitioners	Particular areas	107.5	52.8	...
	<i>Public Health</i>	..	..	..	
57	Establishment of District Health Organisation	In each district	81.9	50.5	...
58	Public health projects, Government works	Particular areas	304.2	269.3	...
59	Public health projects, Municipal works	Particular areas	266.1	164.0	...
60	Village water supply	Entire State	395.7	305.0	...
61	Anti-malaria scheme	Particular districts	155.0	127.2	...
62	Establishment of combined medical and public health units	Particular areas	34.8	27.5	...
	<i>Housing</i>				
63	Industrial, urban and rural housing scheme	Industrial areas	69.0	27.2	...
64	Bombay Co-operative Housing Finance Society	Bombay	50.0	50.0	...
	<i>Labour and Labour Welfare</i>				
65	Deputy Commissioner of Labour and staff	Industrial areas	72.3	33.3	...
66	Establishment of Welfare Centres	Industrial areas	58.8	35.3	...
67	Anti T. B. Sanatorium for industrial workers	Greater Bombay	12.0	12.0	...
68	Government Industrial training workshops	Bombay, Ahmedabad, Sholapur and Hubli.	33.8	29.1	...

IV—Contd.

External expenditure 51-56	Progress of development expenditure				Targets	
	Upto 50-51	50-51 (Actual)	51-52 (Revised)	52-53 (Budget)	Unit	By 55-56
7	8	9	10	11	12	13
5.0	9.1	2.7	7.2	14.0		
..	3.0	1.2	0.9	1.5		
..	6.8	3.5	3.1	3.8		
..	..	..	..	..	No.	I
..	46.0	7.5	8.4	10.0		
..	31.4	7.9	7.0	7.3		
..	34.9	22.1	49.1	64.4		
..	102.1	18.0	24.0	30.0		
..	90.7	45.2	21.7	30.2		
..	27.8	8.1	6.0	7.5		
..	7.3	2.4	2.5	2.9		
..	41.8	15.6	14.4	20.2		
..	..	..	..	37.5		
..	39.0	7.7	5.9	6.3		
..	25.5	0.9	1.4	1.7	No.	52
..	..	..	..	..	No.	I
..	4.7	0.1	1.2	1.2		



Serial No.	Name of scheme.	District/Area benefited.	Total cost.	Development expenditure.	
				Total 51-56	Balance after 55-56
1	2	3	4	5	6
<b>MADHYA</b>					
<i>Agriculture</i>					
1	Additional staff for the expansion of Agriculture Department.	Entire State	70.9	45.7	...
2	Sinking of new wells	Do.	156.2	156.2	...
3	Repairs to old wells	Do.	26.1	26.1	...
4	Construction of new and repairs to old tanks	Do.	181.0	188.0	...
5	Installation of persian wheel (rahats)	Do.	50.3	50.3	...
6	Village irrigation projects	Do.	30.1	30.1	...
7	Pumping installation on river, channels, etc.	Do.	67.2	67.2	...
8	Construction of field embankments for conversion of single cropped area into dofasli (double cropped)	Do.	67.5	67.5	...
9	Construction of rabi embankments	Do.	22.5	22.5	...
10	Construction of new paddy bunds	Do.	31.5	31.5	...
11	Repairs to old paddy bunds	Do.	30.9	30.9	...
12	Reclamation of cultivable waste and from weeds by mechanical cultivation by C.T.O. tractors.	Sagaur and Hosongabad districts.	221.8	221.8	...
13	Machine tractor station scheme	Entire State	102.2	102.2	...
14	Fallow-up cultivation	Do.	62.9	62.9	...
15	Purchase of tractors by private individual firms	Do.	85.0	85.0	...
16	Distribution of ammonium sulphate	Do.	40.0	40.0	...
17	Subsidised distribution phosphate fertilizers i.e. superphosphate and bone meal	Do.	72.5	72.5	...
18	Distribution of fertilizers mixture	Do.	154.1	154.1	...
19	Distribution of groundnut oil cake	Do.	93.8	93.8	...
20	Distribution of town refuse compost	Do.	13.3	13.3	...
21	Subsidised distribution of improved paddy seeds	Do.	111.0	111.0	...
22	Distribution of rust tolerant varieties of wheat seeds.	Do.	174.5	174.5	...
23	Extention of area under rabi potatoes	Do.	30.0	30.0	...
24	Additional staff for the intensification of food production drive scheme.	Do.	48.9	48.9	...
<i>Animal Husbandry</i>					
25	Expansion of veterinary and animal husbandry organisations.	Do.	63.6	41.0	8.0
26	Veterinary college and livestock research institute.	Do.	42.0	29.2	3.7
27	Supply of pedigree bulls	Do.	25.8	17.5	4.0
<i>Dairying and Milk Supply</i>					
28	Establishment of dairy units in big towns.	Do.	53.6	35.0	5.4

## IV—Contd.

External expenditure 51-56	Progress of development expenditure				Targets.	
	Upto 50-51	50-51 (Actual)	51-52 (Revised)	52-53 (Budget)	Unit	By 55-56
7	8	9	10	11	12	13
<b>PRADESH</b>						
..	25.2	8.1	8.1	8.3	Staff . .	113
..	..	22.0	32.0	30.0	Wells . .	5,000
..	..	..	3.8	5.2	Wells . .	2,000
..	..	12.8	12.2	37.5	Acres covered by loans	25,000
..	..	3.9	18.0	10.0	Rahats . .	1,000
..	..	..	..	..	.. . .	
91.1	..	4.4	7.0	15.0	Sets . .	500
..	..	18.1	10.0	13.5	Acres . .	15,000
..	..	..	2.5	4.5	Acres . .	5,000
..	..	8.6	6.3	6.3	Acres . .	7,500
..	..	11.8	15.5	15.5	..	
..	..	20.5	50.5	44.9	Acres . .	6,000
17.8	..	20.1	35.6	17.2	Acres . .	90,000
..	..	..	..	..	Acres . .	37,500
275.5	..	82.9	13.6	17.0	Tractors . .	200
..	..	16.1	8.0	27.0	Tons . .	2,000
..	..	1.7	2.0	5.0	Tons	7,000
..	..	0.5	10.1	20.1	Tons . .	6,000
..	..	34.7	15.1	27.8	Tons . .	12,500
..	..	1.6	2.3	2.6	Tons . .	1,00,000
..	..	14.7	14.0	18.5	Maunds . .	3,00,000
..	..	0.5	1.4	13.6	Maunds . .	4,33,259
..	..	2.0	12.0	12.0	..	..
..	..	7.2	8.2	8.8	..	..
..	14.6	6.5	7.6	9.1		
..	9.1	1.8	2.0	3.4	Graduates . .	60
..	4.3	1.1	1.2	3.2	Establishment of Key Village Centres	60
..	13.2	5.0	5.7	6.7	Dairy Units . .	3 (11 on completion)

Serial No.	Name of scheme.	District/Area benefited.	Total cost	Development expenditure	
				Total 51-56	Balance after 55-56
I	2	3	4	5	6
<i>Forests</i>					<b>MADHYA</b>
29	Establishment of working plan circle	Entire State	23.8	12.3	...
<i>Cooperation</i>					
30	Additional staff for supervision and execution.	Do.	28.3	18.5	5.6
<i>Rural Development</i>					
31	Establishment of gram and nyaya panchayats.	Do.	184.7	165.7	...
<i>Other Industries</i>					
32	Government Central Workshop and Stores, Nagpur.	Do.	23.1	10.1	2.5
33	National Newsprint and Paper Mills Ltd.	Do.	424.9	200.0	...
<i>Roads</i>					
34	Improvement of Allapalli—Sironcha Road in Chanda District.	Chanda District	15.0	2.8	11.0
35	Improvement of Katni Barhi, Khatoli Road.	Jubbulpur District.	10.0	2.7	7.0
36	Improvement of Sagar Khurai road	Sagar	11.0	2.7	7.0
37	Improvement of old Bombay road	Nemar, Hoshangabad Juabul pur	47.2	27.2	...
38	Construction of Rajim-Fingeswar-Mahasamund road.	Raipur	10.0	3.7	5.0
39	Improvement of Ratnapur-Katghora road.	Bilaspur.	10.0	3.8	3.6
40	Improvement of Kharsia-Dharam-jaigarh road.	Raipur	11.0	10.2	...
41	Improvement of Pathalgaon—Jaspurnagarh road.	Do.	28.9	16.0	...
42	Improvement of Dharmajaigarh-Pathalgaon-Ambikapur-Baikunthpur road.	Raipur, Surguja	29.3	16.8	...
43	Improvement of Ambikapur—Ramanujganj road.	Surguja	12.0	4.5	6.9
44	Improvement of Baikunthpur-Manendragarh road.	Do.	11.0	6.8	...
45	Improvement of Jagdalpura-Chanda road.	Bastar & Chanda	30.0	10.3	16.5
46	Improvement of Kondagaon-Narayanapur road.	Bastar	10.0	2.8	6.2
47	Improvement of Jagdalpur—Konta Road.	Bastar	15.0	4.1	9.7
<i>Education</i>					
48	General Administration	Entire State	38.9	24.3	...
49	Opening of new Indian primary schools.	Do.	211.4	196.3	...
50	Opening of new Indian middle schools.	Do.	76.1	46.8	...
51	Training of primary school teachers	Do.	68.6	42.1	...

## IV—Contd.

External expenditure 51-56	Progress of development expenditure.				Targets.	
	Upto 50-51	50-51 (Actual)	51-52 (Revised)	52-53 (Budget)	Unit	By. 55-56
7	8	9	10	11	12	13
<b>PRADESH—Contd.</b>						
..	11.5	1.9	2.2	2.4	Working plans to be taken up	6 to 8
..	4.2	1.0	1.2	4.3	Credit societies	480
..					Non-Credit societies	120
..	19.1	4.3	20.9	30.0		..
..	10.6	2.5	1.8	1.8	..	..
78.0	224.9	18.6	91.4	82.0	It will go into production in 1953. It is designed to manufacture 33,000 tons per year	
..	1.2	0.2	0.3	1.5		
..	0.3	..	0.3	0.4		
..	1.4	0.2	0.2	0.3		
..	20.0	12.7	9.6	7.9		
..	1.3	0.3	0.6	0.8		
..	2.7	0.7	0.7	1.0		
..	0.8	0.6	1.8	1.5		
..	12.9	5.2	3.6	3.2		
..	12.6	8.0	6.6	4.5		
..	0.6	0.4	0.5	1.0		
..	4.2	1.6	1.0	1.0		
..	3.3	1.4	1.2	6.0		
..	1.0	0.4	0.1	0.6		
..	1.2	0.5	0.8	0.5		
..	14.6	3.5	3.7	4.0		
..	15.1	11.6	15.1	28.5	Primary schools	500 New schools
..	29.3	8.5	8.3	1.6	Senior Basic schools, Indian middle school for girls.	78 20
..	26.5	4.7	4.8	7.4		

Serial No.	Name of scheme	District/Area benefited	Total cost	Development expenditure	
				Total 51-56	Balance after 55-56
1	2	3	4	5	6
<b>MADHYA</b>					
<i>Education—Contd.</i>					
52	Building programme (for primary schools).	Entire State . . .	22·2	21·8	...
53	Revision of grants to primary schools	Do. . . .	33·7	33·7	...
54	Opening of new High and I. E. M. schools.	Do. . . .	80·0	49·1	...
55	Introduction of new syllabus in secondary schools and improvement of teaching standards.	Do. . . .	13·9	13·9	...
56	Building programme for secondary education.	Do. . . .	43·2	39·7	...
57	Training of secondary school teachers and other psychological personnel.	Do. . . .	48·5	25·8	...
58	Provision of a larger number of stipends in secondary schools.	Do. . . .	12·6	12·6	...
59	Introduction of additional sections and teaching of Biology in the College of Science Nagpur, M. M. V., Jabalpur and Vidharbha Mahavidyalaya, Amravati.	Do. . . .	32·1	17·4	...
60	Establishment of Science College, Raipur.	Raipur . . .	51·7	44·5	...
61	Grants to Sagaur university . . .	Entire State . . .	43·9	16·0	...
62	Building and equipment grants to non-government colleges . . .	Do. . . .	22·8	18·6	...
63	Construction of building Mahakosal Mahavidyalaya.	Jabalpur . . .	69·5	67·9	...
64	Establishment of a provincial engineering college at Jubulpur . . .	Entire State . . .	122·5	56·2	...
65	Opening of technical high schools and vocational institutions.	Do. . . .	79·9	60·0	...
66	Social education . . . .	Do. . . .	322·0	250·1	...
<i>Medical</i>					
67	Medical college, Nagpur . . . .	Do . . . .	346·7	185·9	...
68	Ayurvedic School, Raipur . . . .	Do. . . .	23·9	23·5	...
69	T. B. sanatorium . . . .	Do. . . .	17·5	15·3	...
70	T. B. clinics and wards . . . .	Do. . . .	24·0	24·0	...

## IV—Contd.

External expenditure 51-56	Progress of development expenditure				Targets	
	Upto 50-51	50-51 (Actual)	51-52 (Revised)	52-53 (Budget)	Unit.	By 55-56
7	8	9	10	11	12	13
PRADESH—Contd.						
..	0·4	n.a.	0·1	20·0	Buildings	Construction of buildings.
..	..	..	..	..	Further expansion of grants proposed.	
..	30·9	8·3	8·6	18·9		
..	..	..	..	..		
..	3·5	n.a.	0·9	5·8		
..	22·7	3·8	3·5	5·4		
..	..	..	..	1·7		
..	14·7	3·5	3·4	3·0		
..	7·3	3·3	7·1	15·2		
..	27·9	3·0	4·0	3·0		
..	4·2	..	0·9	1·0		
..	1·6	1·6	5·6	15·0		
..	66·2	21·2	14·9	13·2		
..	19·9	4·3	4·7	13·3	Converting one of the existing handicraft schools to vocational institution.	
..	71·9	26·0	30·7	37·0	It is proposed to extend this scheme to next 5000 villages.	
..	160·8	60·8	65·3	55·7	The main college building, 6 blocks of servant quarters, X-Ray and Radiology block, operation theatre and 4 blocks of wards.	
..	0·4	0·6	0·6	0·9	Additional construction, and appointment of staff. Also Establishment of Ayurvedic Pharmacy for manufacture of medicines	
..	2·2	..	2·3	3·0	100 bedded sanatorium	
..	..	..	..	..	Construction of 1 B. wards at Provincialised and non provincialised hospitals.	

Serial No.	Name of scheme	District/Area benefited	Total cost	Development expenditure	
				Total 51-56	Balance after 55-56
1	2	3	4	5	6
<i>Public Health</i>					MADHYA
71	Urban water supply scheme—water supply and drainage scheme of 32 (inclusive of all district Hqs). towns, having water supply works and towns with population in excess of 20,000.	Entire State . . .	51.7	10.0	35.0
72	Rural water supply scheme—construction of wells.	Do. . . . .	685.0	15.8	667.8
73	Malaria control—organisation of special field units.	Do. . . . .	30.0	19.3	...
<i>Housing</i>					
74	Housing scheme for sweepers .	Do. . . . .	20.0	20.0	...
<i>Welfare of Backward Classes</i>					
75	Backward area welfare scheme .	Amroati, Balaghat, Bastar, Betul, Bilaspur, Chindwara, Durg, Madla, Raigarh and Euragajagarh.	174.6	136.4	...

IV—Contd.

External expenditure 51-56	Progress of development expenditure.				Targets	
	Upto 50-51	50-51 (Actuals)	51-52 (Revised)	52-53 (Budget)	Unit	By 55-56
7	8	9	10	11	12	13
..	6.7	1.6	1.6	1.0	Towns . . .	6
..	1.5	0.5	4.0	3.0	Wells . . .	940
..	10.7	2.5	3.0	3.2	Field units. . .	8
..	..	..	..	..	Quarters . . .	300 1500 on completion.
..	38.2	13.1	16.3	23.2	Primary Schools . .	750
					Middle schools . .	75
					School hostels . .	75
					Handicrafts sheds . .	75
					Middle school scholarships.	1,000
					High school scholarship.	500
					College scholarship .	100
					Stipends to schools trainees	200
					Stipends to students residing in hostel.	1,875
					Construction of roads	180
					Construction of wells	180
					Medicine chest centres	942
					Organisation of multi-purpose cooperative societies.	150



Serial No.	Name of scheme	District/Area benefited	Total cost	Development expenditure	
				Total 51-56	Balance after 55-56
1	2	3	4	5	6
MADRAS					
<i>Agriculture</i>					
1	Food Production staff scheme	Entire State	293.7	260.0	...
2	Recruitment and training of fieldmen and demonstration mistries	Entire State	36.9	36.9	...
3	Sugarcane Research Scheme at Anakappalle, Gudivattam.	Vizagapatam North Arcot	14.1	10.8	2.6
4	Mechanical cultivation	Entire State	250.5	204.6	...
5	Colonisation-Wynaad and Arakur Valley Schemes	Vizagapatam Malabar (Northern Circars (Malabar)	93.2	30.5	...
6	Extension Services Scheme—Intensive Cultivation in selected blocks	Entire State	156.0	155.9	...
7	Contour Bunding	Circars Rayalaseema Tamilnad South Kanara	25.2	25.1	...
8	Supply of pipes	Circars Rayalaseema Tamil- and South Kanara.	54.8	45.0	...
9	Supply of departmental pumping sets for lift irrigation.	Entire State	78.2	71.5	...
10	Supply of pump sets on instalment basis to cultivators.	North Arcot, Ramanathapuram, Madurai, Tirunelveli, South Arcot, Cningalpat, Tanjore, Trichi, Salem Coimbatore, Nilgiris, Malabar, West Godavari, East Godavari, North Vizagapatam, Srikakulam, Krishna, Guntur, Nellore, Cuddapah, Kurnool Bellary, Anantapur, South Kanara.	382.5	345.1	...
11	Sinking of artesian wells in South Arcot, East Godavari, and Other Districts.	South Arcot/Tamilnad	65.7	63.6	..
12	Purchase of 17 diesel engine power well drilling plants.	Entire State	15.0	12.5	..
13	Purchase of 12 drills	Do.	13.1	13.1	..
14	The tank improvement scheme	Do.	432.7	345.3	..
15	The well subsidy scheme	Rayalseema & Tamilnad	12.9	41.0	..
16	Installation of river pumping units	Chingleput, Malabar, South, Kanara & Ramnad.	120.0	120.0	..
17	Small irrigation schemes	Entire State	288.2	231.6	..
18	Distribution of Ammonium sulphate	Do.	2897.1	2394.4	..
19	Subsidised sale of phosphate manures	Do.	433.6	433.6	..
20	Distribution of green manures	Do.	87.5	84.3	..
21	Plant Protection	Do.	85.8	78.8	..
22	Distribution of improved strains of paddy, pulses, and millets.	Do.	318.9	274.4	..
23	Increasing cotton production	Do.	71.9	71.6	..
<i>Animal Husbandry</i>					
24	Opening of a touring billet for each taluk and appointment of veterinary and livestock inspectors for touring billets.	Do.	18.0	16.5	..

## IV—Contd.

External expenditure 51—56	Progress of development expenditure				Targets	
	Upto 50—51	50—51 (Actual)	51—52 (Revised)	52—53 (Budget)	Unit	by 55—56
7	8	9	10	11	12	13
..	33·6	33·6	42·9	41·1	..	..
..	..	..	0·4	..	..	..
..	3·6	1·0	1·1	1·3	..	..
..	46·0	46·0	58·4	40·1	Tractors . . . .	35
..	62·7	5·3	7·5	10·1	..	..
..	0·1	0·9	1·8	2·4	..	..
..	0·1	0·2	1·8	9·5	Acres . . . .	7,400
..	9·8	9·8	9·0	9·0	Pipe (lakh feet) . . . .	3·20
34·5	6·7	6·7	16·7	12·2	Oil engines . . . .	160
..	37·4	31·8	37·0	65·6	Pump sets Oil engines	1,500
					Electric motors . . . .	500
...	2·1	1·4	6·5	0·2	Wells . . . .	186
15·0	2·5	2·5	12·5	...	..	..
13·1	...	...	0·6	10·8	..	..
...	87·4	103·9	100·0	100·0	..	..
...	85·9	94·0	42·8	...	..	..
45·0	...	...	5·0	23·0	River Pumping sets . . . .	50
...	56·6	71·5	80·6	79·9	..	..
...	502·7	502·7	363·5	624·0	Tons	150000
...	...	...	86·4	78·3	Tons	33900
...	3·2	2·7	18·7	...	..	..
...	11·0	10·9	15·8	14·0	..	..
...	44·5	25·1	59·4	71·6	Tons . . . .	18924
...	0·3	1·5	7·4	14·7	..	..
...	1·5	0·8	1·3	2·0	Touring Billets . . . .	15

Serial No.	Name of scheme	District/Area benefited	Total cost	Development expenditure	
				Total 51—56	Balance after 55—56
1	2	3	4	5	6
MADRAS					
25	Dairy-cum-bull farm Waltair (Vishakapatnam)	Vishakapatnam Circars . . . .	38.8	32.5	..
26	Combined sheep and cattle farm, Kurukuppi.	Bellari Distt/Rayalseema . . . .	12.3	9.2	..
<i>Dairy and Milk Supply</i>					
27	Interest free loans to milk supply societies and unions and interest bearing loans for purchase of equipment.	Entire state . . . . .	79.8	34.6	..
28	City and urban milk supply scheme	Entire state . . . . .	16.2	15.0	..
<i>Forests</i>					
29	Extension of casurina plantation	Godavari, Guntur, Nellore, Chingleput, Tirurbuappalle and South Kanara.	45.4	22.4	..
<i>Cooperation</i>					
30	Bifurcation of districts into two cooperative circles (7 food production districts)	Coimbatore, Madurai, Tinnevely, Guntur, East Godavari and Nellore, Kanara.	11.7	10.8	..
31	Cooperative land colonisation schemes (Civilians).	Entire state . . . . .	52.5	51.1	..
32	Providing godowns to sale societies and rural credit societies.	Entire State . . . . .	23.5	20.2	..
<i>Fisheries.</i>					
33	Salt subsidy scheme for fish curing yards.	South Kanara, Malabar, Tanjore, Ramnad, Tinnevely.	59.1	52.5	..
34	Deep sea fishing . . . . .	South Kanara Malabar Tanjore, Ramnad, Tinnevely Madras.	15.9	13.3	..
35	Intensive seed collection and distribution and exploitation of all inland waters.	South Kanra, Malabar, Salem South Arcot, Tanjore, Tiruchirappalle Coimbatore, Madura, Ramnad, Tinnevely. Vishakapatnam, East Godavari, West Godavari, Guntur, Nellore, Madras, Chingleput North Arcot, Chittor, Belary, Cuddapa, Kurnool.	45.6	43.8	..
36	Provision of quick transport facilities for marketing fish.	Entire State . . . . .	25.9	24.0	..
37	Supply of yarn and other materials to fishermen at subsidised rates	South Kanara, Malabar, Salem South Arcot, Tanjore, Tiruohirappalli Madura, Ramnad Visakhapatnam, East Godavari, West Godawari, Madras Chingleput, Bellary, Anantapur, Kurnool	50.0	44.5	..

## IV—Contd.

External expenditure 51—56	Progress of development expenditure				Targets		
	Upto 50—51	50—51 (Actual)	51—52 (Revised)	52—53 (Budget)	Unit	By 55—56	
7	8	9	10	11	12	13	
<i>Contd.</i>							
...	6.3	6.3	{ 8.1	{ 13.0	{ 7.9	Rs. spent (lakhs)	6.5
...	3.0	3.0					
...	45.3	45.3	12.5	13.0	13.0	Milch cattle purchased (3000 for each year)	3000
...	1.2	1.2	1.2	1.7	1.8	Milk yield	43650 m. per day.
...	23.0	23.0	...	—	—		Do.
...	0.9	0.9	0.9	1.5	1.5	Distribution in tons	
...						1. Chemical fertilisers	20000
...						2. Iron and Steel.	3000
...						3. Agricultural Imple- ments.	25000
...						4. Compost manures	('000) 360
...	1.4	1.4	1.4	0.9	2.2	Formation of societies	20
...	3.3	3.3	2.2	3.1	4.0	Godowns . . .	40
...	6.6	6.6	...	...	...	Salt in tons . . .	71400
...	2.6	2.6	...	...	...	Fish in tons . . .	1000
...	1.8	1.8	...	...	...	Seed collection in tons	60000
...	1.9	1.9	...	...	...	Tons of fish trans- ported.	7500
...	5.5	5.5	...	...	...	Tons of yarn and other materials supplied.	10000

Serial No.	Name of scheme	District/Area benefited	Total cost	Development Expenditure	
				Total 51—56	Balance after 55—56
1	2	3	4	5	6
MADRAS					
<i>Cottage Industries</i>					
38	Cottage industries service centre for the supply of standard body and glaze and other materials for the manufacture of stoneware and Rockingham ware.	East Godavari, District Kurnool, South Arcot, Tamilnad, Rayalaseema and Circars.	13·4	13·1	..
39	Director of Rural Welfare scheme for development of basic industry and village industries	Entire State . . . .	30·0	29·1	..
40	Government Khadi scheme	Do. . . . .	33·0	27·6	..
41	Palm-gur development scheme .	Do. . . . .	17·1	14·4	..
<i>Other Industries</i>					
42	Establishment of polytechnics .	Do. . . . .	224·5	59·9	123·1
<i>Roads</i>					
43	Cement concreting Coimbatore-Metupalayam Road.	Coimbatore. . . . .	21·0	2·7	..
44	Cement concreting Koduru-Nallajerla Road.	West Godavari . . . .	11·0	4·5	..
45	Constructing a bridge over Payaswani river at Teckkil-mile 52·8 Kalladaku Kanchagad Road.	South Kanara . . . .	10·1	8·7	..
46	Constructing a bridge across Bharatha Puza River in mile 1/2 of anugadipuram	Malabar . . . . .	18·5	11·3	..
47	Forming the unformed road to Kolli hills.	Salem . . . . .	24·0	12·0	12·0
48	Constructing a bridge over Colaroon at Anaikaran/Chatram on ChidambaramSirkali Road.	South Arcot and Tanjore .	28·5	23·5	..
49	Improvement of Vizagapatnam—Araku Road.	Visakhapatnam . . . .	15·1	3·5	..
50	Forming Minamulur Ghat Road .	Visakhapatnam . . . .	13·1	11·9	..
51	Forming a road from Rampachodavaram to Bhadra Chalam via Marudwalli Lakkavaran.	East Godavari Agency . .	57·0	5·0	52·0
52	Constructon of a bridge over Nagavalli river in mile 4 1/4 of Vizianagram-Palakonda Road.	Visakhapatnam . . . .	18·0	8·0	10·0
<i>Education</i>					
53	Primary education including basic education.	Entire state . . . . .	744·3	500·0	..
54	Government Arts Colleges . . .	Do. . . . .	12·6	} 100·0	..
55	Professional Colleges—Government College of Technology, Coimbatore	Do. . . . .	58·0		..
56	Engineering Colleges Vizagapatnam and Anantpur.	Do. . . . .	87·1		..
57	Training of teachers, Government training school for masters and mistresses.	Do. . . . .	146·6		100·0
58	Special school for defective children	Do. . . . .	51·1	50·0	..
59	Adult education . . . . .	Do. . . . .	53·8	50·0	..

## IV—Contd.

External expenditure 51-56	Progress of development expenditure				Targets	
	Upto 50-51	50-51 (Actual)	51-52 (Revised)	52-53 (Budget)	Unit	By 55-56
7	8	9	10	11	12	13
—Contd.						
...	0.2	0.2	0.5	0.7	Money spent	2.6 lakhs
...	0.9	0.9	3.6	4.2		
...	5.4	0.4	10.7	5.5	Yards . . . .	24.0 lakhs
...	2.7	2.7	3.7	2.9	Ex-tappers to be trained in the manufacture of refined jaggery.	2400
1.0	41.5	21.6	34.1	34.4	No. of students Diploma certificates	2600 26080
...	18.3	3.6	2.4	...		
...	6.5	2.8	3.0	1.0		
...	1.4	0.3	4.0	4.7	Percentage of work .	15
..	7.2	1.9	3.0	8.3	Percentage of work .	20
...	...	...	0.5	3.1	Miles . . . .	4
...	5.0	3.0	2.7	4.4	Percentage of work .	40
...	11.6	5.9	2.5	...		
...	1.2	0.7	2.0	4.6	Miles . . . .	6
...	...	...	0.1	0.6	Miles . . . .	3
...	...	...	...	10.0	Percentage of work .	40
...	244.3	...	...	...	Students . . . .	3 lakhs
..	7.6	...	...	...	Sheds . . . .	100
...	22.0	...	...	...	Students . . . .	230
...	22.0	...	...	...	Students . . . .	75
...	19.1	...	...	...	Students . . . .	195
...	46.6	...	...	...	Candidates . . . .	2320
...	1.1	...	...	...		
...	3.8	...	...	...	Lakhs of Rs. spent. .	10.0

Serial. No.	Name of scheme	District/Area benefited	Total cost	Development expenditure	
				Total 51—56	Balance after 55—56
1	2	3	4	5	6
MADRAS					
60	Improvement to the Andhra Medical College and the King George Hospital.	Vishakapatnam . . . .	64.7	33.1	..
61	Improvement to Stanley Medical College and Stanley Hospital, Madras.	Madras/Tamilnad . . . .	45.1	32.6	9.7
62	Madurai Medical College	Madurai/Tamilnad . . . .	110.5	41.0	69.5
63	Guntur Medical College . . . .	Guntur, Circars . . . .	126.4	41.0	85.4
64	Construction of new headquarters hospital at Trichinapalli.	Trichunapalli, . . . .	24.8	13.1	..
65	Constructon of new H. Q. Hospital Eluru.	Eluru, West Godavari, Circars	27.8	12.7	14.9
66	Improvement to District Hospital and to Lady Gozchen Hospital, Mangalore.	Mangalore, South Kanara . .	28.3	15.0	13.3
67	Construction of new H. Q. Hospital, Kozhikode.	Kozhikode, Malabar . . . .	40.2	18.3	7.7
68	Improvement to taluq H. Q. Hospitals.	All Districts . . . .	17.9	10.0	7.9
69	Antimalaria scheme expansion of Malaria Bureau.	Vishakapatnam,, West Godavari East } Godavari, } Guntur Nellore, Kurnool, Bellari Anantapur, North Arcot, Salem, Coimbatore, Tanjore, Madurai, Chingleput. Malabar, South Kanara and Madras	206.0	138.6	..
70	Training of sanitary inspectors .	Madras, Vizagapatnam, Chingleput.	13.9	13.0	..
71	Salem water supply—remodelling distribution system	Salem	13.0	13.0	..
72	Coimbatore water supply improvement scheme.	Coimbatore	24.9	19.0	..
73	Guntur water supply improvements	Guntur	53.4	34.0	1.8
<i>Public Health</i>					
74	Vijayawada water supply improvement	Vijayawada, Kistna	20.2	20.0	..
75	Mangalore water supply scheme	Mangalore, South Kanara	43.1	27.8	15.0
76	Palayamkottai water supply scheme	Palayamcottai, Tirunnaveli	20.7	20.7	..

## IV—Contd.

External Expenditure 51—56	Progress of development expenditure				Targets	
	Upto 50—51	50—51 (Actual)	51—52 (Revised)	52—53 (Budget)	Unit	By 55—56
7	8	9	10	11	12	13
—Contd.						
..	31.7	22.0	6.4	5.1	Percentage of work	100
..	2.8	2.8	2.7	7.1	Beds Students	750 100
..	..	..	1.1	19.6	Training of students	100
..	..	..	12.1	12.1	Percentage of work	35
..	11.7	4.5	3.3	3.9	Beds . . . .	350 on completion.
..	1.1	1.1	3.5	5.0	Beds . . . .	200 on completion.
..	..	..	1.2	3.7	Beds . . . .	350 on completion.
..	14.5	7.2	9.3	7.5	Beds . . . .	450 on completion.
..	..	..	6.0	17.0	Beds . . . .	150 on completion.
..	67.4	17.2	6.4	16.9		
..	..	..	..	..	..	..
..	..	..	..	..	% of work . . . .	100
..	5.9	1.6	2.4	..	% of work . . . .	100
..	17.7	12.8	20.4	8.8	% of work . . . .	64
..	0.2	0.2	..	..	% of work . . . .	99
..	0.3	0.2	0.2	..	% of work . . . .	64
..	..	..	4.6	8.3	Do. . . . .	100



Serial No.	Name of Scheme	District /Area benefited	Total cost	Development expenditure	
				Total 51-56	Balance after 55-56
1	2	3	4	5	6
<b>MADRAS</b>					
77	Siriviliputhur water supply scheme	Srivilliputhur, Ramanathapuram	11.8	11.8	..
78	Kakinada water supply improvements Part I	Kakinada	22.8	16.8	6.0
79	Srikakulam water supply scheme	Srikakulam,	11.0	11.0	..
80	Tirunelveli water supply scheme	Tirunelveli	22.0	14.0	8.0
81	Madurai drainage Improvements	Madurai	33.5	13.5	20.0
82	Kumbakonam drainage scheme	Kumbakonam	50.0	12.5	37.5
83	Rural water supply scheme	Entire State	300.0	300.0	..
<i>Housing</i>					
84	Loans to members of Urban Housing Societies.	Entire State	460.3	249.6	..
85	Loans to Rural Housing Societies	Entire State	45.5	45.3	..
<i>Amelioration of Backward Classes</i>					
86	Award of Scholarships grant to institutions and new schools and hostels.	Entire State	399.9	333.2	66.7
87	Provision of wells, pathways burial grounds, latrines, playing grounds	Entire State	46.8	39.0	7.8
88	Educational concessions to criminal tribes	Entire State	62.4	62.4	..

## IV—Contd.

External expenditure	Progress of development expenditure				Targets	
	Upto 50—51	50—51 (Actual)	51—52 (Revised)	52—53 (Budget)	Unit	By 55-56
7	8	9	10	11	12	13
—Contd.						
..	..	..	2.1	3.0	Percentage of works	100
..	..	..	2.7	2.7	Do.	74
..	..	..	..	..	Do.	100
..	..	..	..	..	Do.	64
..	..	..	..	..	Do.	40
..	..	..	..	..	Do.	25
..	..	82.2	88.3	83.6	Wells	50000
..	210.7	80.0	80.4	80.4	Houses	2400
..	0.3	0.3	10.1	10.1	Do.	900
..	..	77.5	86.0	84.6	Funds to be spent ( in lakhs )	33.2
..	..	8.5	12.4	10.0	Do.	39.0
..	..	13.1	18.7	16.6	Rs. to bespent ( in lakhs )	62.4

Serial No	Name of scheme	District/Area benefited.	Total cost	Development expenditure	
				Total 51—56	Balance after 55—56
1	2	3	4	5	6
				ORISSA	
	<i>Agriculture</i>				
1	Re-organisaton of Agriculture department.	Entire State . . . .	40·1	25·0	..
2	Agricultural extension service	Entire State . . . .	65·6	64·0	..
3	Establishment and maintenance of demonstration farms.	Entire State . . . .	25·8	22·8	..
4	Organisation of agronomical section and central farms.	Entire State . . . .	11·1	10·5	..
5	Plant protection service . . . .	Entire State . . . .	18·1	16·5	..
6	Distribution of manures and fertelisers.	Entire State . . . .	21·7	16·6	..
	<i>Animal Husbandry</i>				
7	Re-organisation of veterinary department.	Entire State . . . .	18·1	12·0	..
	<i>Fisheries</i>				
8	Increase in fry production . . . .	Entire State . . . .	18·4	11·8	..
9	Reclamation of swamps . . . .	Entire State . . . .	21·5	14·0	..
	<i>Cottage Industries</i>				
10	Grants and subsidies to industrial and technical institutes.	Dhenkanal, Phulbani, Sambalpur, Ganjam and Cuttack.	10·6	10·5	..
	<i>Other Industries</i>				
11	Training in Engineering Technology	Entire State . . . .	17·9	15·3	..
12	Industrial Corporation . . . .	Entire State . . . .	30·0	30·0	..
13	Mining Corporation . . . .	Entire State . . . .	20·	20·0	..
	<i>Roads</i>				
14	Sambalpur—Sundargarh—Remeri Road.	Sambalpur, Sundargarh and Keonjhar.	29·1	22·4	5·6
15	Koraput—Rayagada Mandasa Road	Koraput and Ganjam . . . .	18·4	17·7	0·4
16	Komatlapeta—Kalinga Road . . . .	Koraput and Ganjam . . . .	21·0	17·6	0·4
17	Bargarh—Boriguma Road . . . .	Sambalpur Blangir, Kalahandi and Koraput.	22·0	19·0	2·0
18	Khurda—Rampur Amat road . . . .	Puri, Phulbani, Ganjam and Kalahandi.	21·0	18·0	2·0
19	Amat—Padampur—Sohella road . . . .	Bolengir, Kalahansi, Sambalpur . . . .	14·4	13·0	..
20	Angul—Sarpal Deograh road	Dhenkanal and Sambalpur . . . .	12·0	12·0	..
	<i>Road Transport</i>				
21	Road transport . . . .	Entire State . . . .	125·0	20·0	80·3
	<i>Education</i>				
22	Improvement in pay of teachers . . . .	Balasore, Kalahandi, Koraput, Puri, Phulbani, Cuttack, Dhenkanal and Sambalpur.	171·7	93·4	..
23	Basic education . . . .	Entire State . . . .	48·8	36·3	..

V—Contd.

External expenditure 51-56	Progress of development expenditure				Targets	
	Upto 50-51	(Actual) 50-51	51-52 (Revised)	52-53 (Budget)	Unit	By 55-56
7	8	9	10	11	12	13
	15.1	15.1	14.9	13.9		
..	1.6	1.6	1.9	3.2		
..	3.1	3.1	2.4	2.1	No. of farms main- tained.	15
..	0.5	0.5	0.2	1.2		
..	1.6	1.6	1.9	2.1	'000 Acres	60
..	5.1	5.1	3.7	18.4	Green manure seeds	216
					Ammonium sulphate	3000
					Oil Cakes	3000
					Phosphatic fertilizers	900
..	6.1	2.0	2.0	1.0		
..	6.6	2.8	2.6	2.2	No.	50 lakhs.
..	7.6	5.6	4.8	2.3	Maunds of fish	4000
..	0.1	0.1	..	1.4	No. of institutions :	
					Industrial . . . .	4
					Technical . . . .	1
..	2.6	2.6	2.6	1.5	Institutions: . . . .	
					Industrial . . . .	4
					Technical . . . .	1
					No. of students . . . .	480
..	..	..	..	..	..	..
..	..	..	..	..	..	..
..	1.1	1.1	0.6	0.5	Miles . . . .	76
..	0.4	0.4	0.1	..	Miles . . . .	61
..	3.0	3.0	1.5	2.6	Miles . . . .	41
..	1.0	1.0	0.8	2.3	Miles . . . .	73
..	1.0	1.0	0.1	0.1	Miles . . . .	84
..	1.4	1.4	1.0	1.4	Miles . . . .	45
..	..	..	..	..	Miles . . . .	30
...	24.7	11.4	2.2	21.8	Miles . . . . Vehicles . . . .	4074 301
...	78.3	22.6	20.2	20.8		
...	12.5	5.5	6.7	8.6		

Serial No.	Name of scheme	District/Area benefited	Total cost	Development expenditure	
				Total 51-56	Balance after 55-56
1	2	3	4	5	6
ORISSA					
24	Opening of primary schools in excluded areas.	Sambalpur, Ganjam, Dhenkanal, Koraput, Sundergarh, Kalahandi, Mayurbhanj and Phulbani.	14.5	12.5	..
<i>Medical</i>					
25	Provincialisation of hospitals . . .	Balasore, Cuttack, Puri, Sambalpur, Ghanjam, Koraput and Kalahandi.	19.0	10.7	..
26	Improvement of the S. C. B. Medical College and attached hospital.	Entire State . . . .	56.6	34.1	..
27	Establishment of dispensaries . . .	Entire State . . . .	24.9	14.0	..
<i>Public Health</i>					
28	Health Organisation . . . .	Entire State . . . .	32.3	19.3	..
<i>Welfare of Backward Classes</i>					
29	Superintendence of mofasil offices.	Entire State . . . .	13.7	11.0	..
30	Ashram schools for boys and girls.	Entire State . . . .	31.4	26.4	..
31	Seva-ashrams . . . .	Entire State . . . .	39.9	29.8	..
32	Improvement of educational facilities for scheduled caste, backward and hill-tribes.	Entire State . . . .	18.3	12.6	..

[V—Contd.]

External expenditure 51-56	Progress of development expenditure				Targets	
	Upto 50-51	50-51 (Actual)	51-52 (Revised)	52-53 (Budget)	Unit	By 55-56
7	8	9	10	11	12	13
...	2.0	1.5	1.0	1.5		
...	8.3	2.1	2.1	3.2	Staff Gazetted Non-Gazetted	13 129
...	22.5	6.4	6.6	6.6	Staff Gazetted Non-Gazetted	90 250
...	10.8	2.2	2.7	3.2	Dispensaries—Allopathic Ayurvedic.	59 20
...	13.0	3.9	3.8	3.9	Health Units	8
...	2.6	1.7	1.8	1.8	...	...
...	4.9	5.0	5.0	5.7	Institutions	80
...	10.1	5.2	5.4	6.4	Institutions	855
...	5.7	5.7	2.5	3.8		

Serial No.	Name of scheme	District/Area benefited	Total cost	Development expenditure	
				Total 51-56	Balance after 55-56
1	2	3	4	5	6
<i>Agriculture</i>			PUNJAB		
1	Administration and extension (including publicity scheme)	Entire State . . . . .	10.1	10.0	..
2	Provision of building for government agricultural college and research institute.	Entire State . . . . .	30.0	30.0	..
3	Land reclamation and mechanical cultivation scheme	Entire State . . . . .	105.3	34.5	..
4	Sinking of surface percolation wells .	Entire State . . . . .	100.7	29.0	..
5	Supply of pumping sets . . . . .	Entire State . . . . .	20.0	20.0	..
6	Consolidation of holdings . . . . .	Entire State . . . . .	161.0	41.0	120.0
<i>Forests</i>					
7	Soil conservation and construction of eroded lands.	Hoshiarpur . . . . .	41.5	12.8	18.0
<i>Cottage Industries</i>					
8	Award of scholarships for training .	Entire State . . . . .	11.4	10.2	..
<i>Education</i>					
9	Grant to university . . . . .	Entire State . . . . .	22.9	19.1	..
10	Grants to affiliated colleges . . . . .	Entire State . . . . .	18.0	15.0	..
11	Establishment of an engineering college in Punjab	Entire State . . . . .	40.0	40.0	..
<i>Medical</i>					
12	Establishment of a T. B. sanatorium at Tanda (District Kangra)	Entire State . . . . .	15.4	12.6	0.7
13	Provincialisation of remaining 117 dispensaries.	Entire State . . . . .	12.0	12.0	..
<i>Public Health</i>					
14	Grants for urban and rural sanitary works and rural sanitary schemes	Entire State . . . . .	33.7	15.0	10.0
15	Anti-malaria Scheme . . . . .	Entire State . . . . .	47.8	24.0	21.0
<i>Housing</i>					
16	Housing . . . . .	Entire State . . . . .	11.3	11.3	..
<i>Miscellaneous</i>					
17	Punjab Capital Project . . . . .	Chandigarh . . . . .	1349.5	1000.0	262.5

## IV—Contd.

External expenditure 51-56	Progress of development expenditure				Targets	
	Upto 50-51	50-51 (Actual)	51-52 (Revised)	52-53 (Budget)	Unit	By 55-56
7	8	9	10	11	12	13
...	0·1	0·1	1·5	2·0		
...	...	...	...	...	...	...
...	70·8	48·4	25·0	9·5	Area ('000 acres) Mechanical cultivation	50 100
...	71·7	22·6	13·0	15·0	...	...
12·0	...	...	10·0	10·0	...	...
...	...	...	1·0	10·0	Area Lakh acres . . .	100
...	10·7	4·2	1·1	2·5	Contour trenching (acres) Chotraining miles . . .	12200 320
...	1·2	1·2	0·9	1·5	No. . . . .	860
...	3·8	3·8	3·8	3·8		
15·0	...	3·0	3·0	3·0		
8·0	...	...	8·0	32·0		
...	0·1	0·1	...	4·7		
...	..	...	...	...	No. . . . .	100
...	8·7	3·0	3·0	3·0		
...	2·8	2·5	2·3	2·5		
...	...	...	...	...		
...	87·0	72·0	97·2	291·3		



Serial No.	Name of scheme	District/Area benefited	Total cost	Development expenditure	
				Total 51-56	Balance after 55-56
1	2	3	4	5	6
				<b>UTTAR PRADESH</b>	
<i>Agriculture</i>					
1	Administration and extension staff etc.	..	237.7	196.5	..
2	Irrigation Staff . . . . .	..	201.1	166.0	..
3	Field demonstration and extension services.	..	74.8	64.0	..
4	Crop cutting experiments . . .	..	14.5	12.5	..
5	Main sugarcane research station, Shahjeharpur	..	26.8	20.0	3.6
6	Usar reclamation and reclamation of eroded lands	Lucknow and Hardoi]	85.1	70.3	..
7	State Tractor Organisation]	..	266.4	217.5	..
8	Payment of reclamation charges of Central Tractor Organisation.	..	286.5	280.0	..
9	Loans to settlers . . . . .	..	36.5	31.5	..
10	Capital works, roads, buildings and tubewells etc.	..	246.2	195.0	..
11	Mechanised state farms . . . . .	..	244.4	164.0	..
12	Sinking of masonry wells . . . .	Entire State . . . . .	326.4	295.0	..
13	Pumping installations on rivers and tanks etc.	Eastern districts . . . . .	44.8	40.5	..
14	Construction of contour bundhis in Bundelkhand.	Bundelkhand . . . . .	47.0	46.0	..
15	Drainage improvements ] . . . .	Allahabad, Azamgarh, Bahraich, Banaras, Basti, Ballia, Deoria, Faizabad, Gonda, Ghazipur, Hordoi, Jaunpur, Kheri, Lucknow, Pratappgarh, Rae-Bareli, Sultanpur, Sitapur, Unnao, Barabanki.]	102.3	95.0	..
16	Multiplication and distribution of improved cereal seeds.	..	119.9	100.4	..
17	State manufacture and distribution of agricultural implements.	..	138.5	124.1	..
18	Plant protection scheme . . . .	..	28.3	24.0	..
19	Scheme for soil survey and soil work	..	18.5	14.1	..
20	Construction of essential buildings ?.	..	41.8	38.0	..
21	Main cane development scheme] .	..	588.0	143.9	..

## IV—Contd.

External expenditure 51-56	Progress of development expenditure				Targets	
	Upto 50-51	50-51 (Actual)	51-52 (Revised)	52-53 (Revised)	Unit	By 55-56
7	8	9	10	11	12	13
...	41.2	41.2	45.3	64.0	...	...
...	35.1	35.1	20.3	19.4	...	...
...	10.8	10.8	7.6	5.7	...	...
...	2.0	2.0	1.6	2.2	...	...
...	3.2	3.2	3.1	3.3	...	...
...	14.8	14.8	15.5	12.8	...	...
...	48.9	48.9	32.5	33.0	...	...
...	6.5	6.5	10.4	14.6	...	...
...	5.0	5.0	12.5	14.0	...	...
...	51.2	51.2	54.8	57.6	...	...
...	80.4	41.6	34.4	31.3	Food crops (tons)	3040
					Oil-seeds (tons)	103
					Sugar-cane (tons)	40,000
...	31.4	31.4	39.0	29.0	Number	20,000
...	4.3	4.3	6.0	5.5		...
...	1.0	1.0	11.4	9.4	Acres	10,000
...	7.3	7.3	15.0	11.2	Acres	50,000
...	19.5	19.5	17.4	17.3	Tons	65,000
...	14.4	14.4	12.1	9.7	...	...
...	4.3	4.3	4.0	3.4	...	...
...	4.4	2.4	1.6	1.7	...	...
...	3.8	3.8	4.2	6.3	...	...
...	444.1	23.1	24.0	29.6	Masonry wells	300
					Seed distribution (maunds in lakhs)	30
					Mannure and Fertilisers (maunds in lakhs)	2
					Tubewells (Yield per acre in maunds).	700

Serial No.	Name of scheme	District/Area benefited	Total cost	Development expenditure	
				Total 51-56	Balance after 55-56
1	2	3	4	5	6
<b>UTTAR PRADESH</b>					
22	Five year scheme for development of sugar industry.	..	45.4	26.2	..
23	Scheme regarding development and intensification of sugarcane cultivation	..	102.6	79.6	..
24	Jute development scheme . . .	..	32.5	25.0	..
25	Construction of tubewells . . .	..	15.0	15.0	..
<i>Animal Husbandry</i>					
26	Veterinary college . . . . .	Entire State . . . . .	30.0	13.1	2.8
27	Livestock research station . . .	Entire State . . . . .	41.5	21.1	4.3
28	Establishment of additional key village block with all-India centre.	Entire State . . . . .	25.0	24.9	..
29	Mass Immunisation and intensive cattle development work	Entire State . . . . .	32.7	17.0	15.7
30	Sheep and other livestock development schemes in U. P. Hills.	Kumaon Hill Region . . .	30.0	20.0	10.0
<i>Forests</i>					
31	Management of private forests and forests in enclaves transferred to the State.	Districts lying south of sub-mountain region.	72.0	72.0	..
32	Land management. . . . .	Northern and southern Doab, Rohilkhand and Oudh divisions.	71.1	60.0	..
33	Plantation of miscellaneous trees of industrial importance.	Nainital, Bareilly, Sitapur, Kanpur.	20.0	20.0	..
<i>Cooperation</i>					
34	Co-operative marketing . . . .	..	175.0	125.0	..
<i>Cottage Industries</i>					
35	Direction] . . . . .	..	38.1	24.4	..
36	Tuitional classes] . . . . .	..	94.9	49.2	10.8
37	Wool scheme . . . . .	A Imora, Nainital, Garhwal, Tehri and Dehra Dun.	19.8	12.2	..
38	Khadi scheme . . . . .	Entire State . . . . .	85.1	47.8	..
39	U. P. Government Handicraft (including commercial operations)	Entire State . . . . .	184.6	89.9	..
40	Loans and grants to youngmen .	Entire State . . . . .	27.1	12.5	..
<i>Other Industries</i>					
41	Government cement factory project	Entire State . . . . .	383.3	230.5	..
42	Government Precision Instruments Factory, Lucknow.	Entire State . . . . .	64.3	50.2	..

## IV—Contd.

External expenditure 51-56	Progress of development expenditure				Targets	
	Upto 50-51	50-51 (Actual)	51-52 (Revised)	52-53 (Budget)	Unit	By 55-56
7	8	9	10	11	12	13
Contd.						
...	19.2	5.0	3.9	4.6		
...	23.0	18.1	9.7	10.7		
12.3	7.5	4.3	3.8	4.1	Acres (thousands)	165
...	...	...	..	15.0	...	...
...	14.1	2.8	2.9	2.7	Graduates	40
...	16.1	4.3	5.0	4.1	...	
...	0.1	0.1	1.4	4.3	Number of bulls to be supplied	440
...	...	...	...	1.9	Number of stud animals to be supplied	200
2.0	...	...	...	...	...	...
...	...	...	1.0	10.4	Sq. miles	1,800
...	11.1	11.1	11.9	12.0	New Plantations, waste lands etc. (acres)	9,700
...	...	...	...	...	Roadside avenues (miles)	400
...	...	...	...	2.0	Acres	12,500
...	50.0	25.0	25.0	25.0	Number of societies	1,000
...	...	...	...	...	Number of members	50,000
...	13.7	5.0	4.9	5.7	...	...
...	34.9	9.4	8.9	11.3	Persons trained	2,800
...	7.6	1.9	1.9	3.5	No. of co-operative so- cieties	80
...	...	...	...	...	Trainees	7,500
...	37.3	6.6	4.6	2.6	Value of production (Rs. lakhs)	4.1
...	94.7	12.8	18.0	17.5	Value of production (Rs. lakhs)	95.2
...	14.6	4.0	2.5	2.6	Value of marketing (Rs. lakhs)	15.0
...	...	...	...	...	...	...
17.2	152.8	65.1	65.0	124.6	Tons per day	700
0.6	14.1	11.5	9.8	7.3	Water meters	12,000
...	...	...	...	...	Microscopes	300

Serial No.	Name of scheme	District/Area benefited	Total cost	Development expenditure	
				Total 51-56	Balance after 55-56
1	2	3	4	5	6
<i>Roads</i>			UTTAR PRADESH		
43	Roads other than national highways	..	864.1	522.4	280.7
<i>Road Transport</i>					
44	National road transport services	..	444.1	120.0	5.1
<i>Education</i>					
45	Expansion of primary education in rural areas.	Entire State . . . .	760.9	421.9	..
46	Extension of compulsory primary education in urban areas.	Entire State . . . .	216.0	180.0	..
47	Extension of compulsory primary education in 24 municipalities.	Entire State . . . .	23.7	23.7	..
48	Opening of higher secondary schools for girls.	Entire State . . . .	16.4	13.7	..
49	Secondary education (Military education).	Entire State . . . .	46.1	37.4	..
50	Additional grants of universities	Kanpur, Meerut and Gorakhpur	75.0	75.0	..
51	Social service training for undergraduates.	. . . .	14.7	12.3	..
52	Provision for equipment to higher secondary schools for constructive aesthetic groups.	. . . .	75.0	75.0	..
53	Nutrition . . . .	. . . .	40.0	40.0	..
54	Social education for adults . . .	. . . .	59.5	50.0	..
55	National cadet corps . . . .	Entire State . . . .	63.0	52.0	..
56	Technical and vocational education (Harcourt Butler Technological Institute, Kanpur).	. . . .	13.3	13.3	..
<i>Medical</i>					
57	Improvement in hospital buildings .	Gonda, Bara Banki, Rae Bareilly	162.6	136.3	..
58	Equipment for district hospitals .	. . . .	44.5	22.5	..
59	Establishment of 526 indigenous dispensaries.	. . . .	86.0	80.8	..
60	Opening of 206 rural allopathic dispensaries.	. . . .	58.8	50.0	..
61	Establishment of a T. B. sanatorium at Dakpathar, Dehra Dun district.	Dehra Dun . . . .	13.0	13.0	..
62	State pharmacy of Ayurvedic and Unani medicines.	Lucknow . . . .	20.8	20.0	..
<i>Public Health</i>					
63	Colonisation and anti-malaria schemes	Kichha, Ganga Khadar and Bhabor area.	43.9	37.4	..
64	Anti-malaria scheme covering 24 districts.	. . . .	79.5	79.5	..
65	Maternity and child welfare scheme	. . . .	48.1	35.6	..

V—Contd.

External expenditure 51-56	Upto 50-51	Progress of development expenditure			Targets	
		50-51 (Actual)	51-52 (Revised)	52-53 (Budget)	Unit	By 55-56
7	8	9	10	11	12	13
24.0	81.0	81.0	165.2	193.4	Metalled . . .	4,200
					Unmetalled . . .	1,375
41.0	319.0	3.1	29.8	31.3	Number of buses	1,550
...	339.0	...	...	2.9	Primary schools	12,000
...	36.0	36.0	43.0	46.2	Municipal Boards	110
...	...	...	...	...	Schools . . .	120
...	2.7	2.7	3.5	3.9	...	...
...	8.7	8.7	6.1	8.8	Districts . . .	23
...	...	...	...	1.8	...	...
...	2.4	...	...	2.3	Schools . . .	150
...	...	...	5.3	1.7	Do. . . .	25
...	...	...	...	...	...	...
...	9.5	6.0	2.5	3.2	...	...
...	11.0	...	...	10.7	...	...
...	...	...	...	2.6	Trainees . . .	71
...	26.3	26.3	25.3	37.5	...	...
...	22.0	2.5	2.5	5.0	...	...
...	5.2	5.2	14.8	16.5	Dispensaries . . .	526
...	8.8	8.8	10.7	10.6	Dispensaries . . .	206
...	...	...	4.0	2.2	T. B. sanatorium . . .	1
...	0.8	0.8	4.0	4.0	...	...
...	6.5	4.0	4.0	4.0	...	...
...	...	...	...	10.8	...	24 districts.
...	12.5	4.9	6.0	6.3	Centres	241

## STATEMENT

Serial No.	Name of scheme	District/Area benefited	Total cost	Development expenditure	
				Total 51—56	Balance after 55—56
1	2	3	4	5	6
<b>UTTAR PRADESH</b>					
66	Appointment of 180 assistants to check epidemics.	. . . . .	31.5	19.0	..
67	Employees State Insurance scheme	Kanpur . . . . .	22.1	22.1	..
68	Town and Village Planning . . . . .	. . . . .	13.2	12.0	..
69	New maternity and child care scheme	. . . . .	28.9	28.9	..
	<i>Housing</i>				
70	Housing for sugar factory labour . . . . .	Sugar factory areas . . . . .	40.8	40.8	..
71	Housing for industries other than sugar.	Kanpur, Lucknow, Agra, Hathras, Ferozabad.	225.0	225.0	..
	<i>Labour and Labour Welfare</i>				
72	Expansion of factory inspectorate . . . . .	Entire State . . . . .	15.0	15.0	..
73	Survey of wages in sweated and unorganised industries.	Entire State . . . . .	14.9	12.9	..
74	Expansion of conciliation machinery	Entire State . . . . .	32.2	23.2	..
75	Expansion of labour welfare centres	Industrial areas . . . . .	46.6	36.8	..
	<i>Welfare of Backward Classes</i>				
76	Education-grants of scholarships etc., to scheduled castes and backward classes.	. . . . .	170.4	152.0	..
77	Public health-improvement of sanitary conditions, drinking water supply etc.	. . . . .	18.8	18.5	..

## IV—Contd.

External expenditure 51—56	Progress of development expenditure				Targets	
	Upto 50—51	50—51 (Actual)	51—52 (Revised)	52—53 (Budget)	Unit	By 55—56
7	8	9	10	11	12	13
...	12.5	3.2	3.2	3.5	...	...
...	...	0.3	2.0	5.2	...	...
0.5	1.2	0.9	2.4	2.3	...	...
...	...	...	...	...	Centres	200
...	...	...	...	...	...	...
...	...	...	0.1	40.7	...	...
...	...	...	...	75.0	Houses	2,000
...	...	...	...	...	...	...
...	0.8	2.5	2.9	2.0	...	...
...	2.0	1.6	2.6	2.8	...	...
...	9.0	3.5	4.1	4.6	...	...
...	9.8	6.8	7.0	7.6	Welfare Centres	43
...	...	...	...	...	...	...
...	18.4	18.4	31.6	32.3	Number of stipends—	
...	...	...	...	...	Primary education .	16,429
...	...	...	...	...	Secondary education .	6,248
...	...	...	...	...	University education .	327
...	0.3	0.3	3.7	3.7	Wells . . .	300



Serial No.	Name of scheme.	District/Area benefited.	Total cost	Development expenditure	
				Total 51-56	Balance after 55-56
1	2	3	4	5	6
<i>Agriculture</i>			WEST		
1	Establishment of an agricultural college.	Entire State . . .	15.0	15.0	..
2	Agricultural research . . . .	Entire State . . .	20.9	20.0	..
3	Soil conservation and land utilisation	Entire State . . .	10.1	10.1	..
4	Reclamation of waste land . . .	Entire State . . .	41.3	36.5	..
5	Minor irrigation including drainage and bunding projects.	Entire State . . .	155.1	136.0	..
6	Re-excavation of derelict irrigation tanks.	Entire State . . .	185.7	145.0	..
7	Supply of power pumping plants . .	Entire State . . .	27.5	15.5	0.8
8	Sinking of tubewells . . . .	Entire State . . .	14.0	14.0	..
9	Distribution of bone meal . . . .	Entire State . . .	12.4	11.7	..
10	Seed multiplication farms at Burdwan and Maldah .	Entire State . . .	24.8	18.0	..
11	Brooklyn cold storage plant . . .	Entire State . . .	36.5	24.7	25.5
12	Five additional seed multiplication farms.	Entire State . . .	32.2	32.2	..
13	Demonstration centres . . . .	Entire State . . .	31.0	30.6	..
14	Plant protection scheme . . . .	Entire State . . .	46.1	40.0	..
15	Crop competition . . . .	Entire State . . .	10.6	10.3	..
16	Loans to big growers . . . .	Entire State . . .	10.9	10.0	..
17	Crop survey] . . . .	Entire State . . .	74.5	44.7	..
<i>Animal Husbandry</i>					
18	Livestock-cum-breeding station at Haringhata.	Entire State . . .	64.2	52.4	..
19	Improvement of livestock . . . .	Entire State . . .	15.5	15.3	..
<i>Milk Supply</i>					
20	Removal of Khattajs from Calcutta.	City area . . . .	245.0	45.0	200.0
<i>Forests</i>					
21	Afforestation of Government waste lands by State Agency.	Entire State . . .	82.3	60.0	..
22	Conservation of private forests and afforestation of private waste lands.	Entire State . . .	29.6	18.8	..

## IV—Contd.

External expenditure 51-56	Progress of development expenditure				Targets	
	Upto 50-51	50-51 (Actual)	51-52 (Revised)	52-53 (Budget)	Unit	By 55-56
7	8	9	10	11	12	13
BENGAL						
...	...	...	10·1	...	Number of students to be admitted.	... 36
...	0·9	0·9	0·5	1·0	...	...
...	...	...	...	...	...	...
...	4·8	4·8	6·0	7·0	Reclamation acres(ooo).	15
...	19·1	19·1	42·0	34·2	No. ...	600
...	40·7	23·8	25·0	25·0	No. ...	600
...	11·2	6·7	11·8	5·7	No. ...	200
...	...	...	...	...	No. ...	10
...	0·7	0·7	1·7	2·4	Tons (ooo)	4
...	6·8	3·9	7·9	6·0	...	...
...	11·8	2·5	3·0	3·6	Tons	550
...	...	...	...	5·4	...	...
...	0·4	0·4	2·4	3·0	No. ...	1000
...	6·1	6·1	6·5	6·5	Spraying Acres (ooo), Weeds Control Acres' ooo.	... 60 ... 10
...	...	...	...	...	Seed treatment Mds. (ooo).	300
...	0·3	0·3	1·7	1·4	No.] ...	3131
...	0·9	0·9	2·0	3·0	...	...
...	29·8	5·4	7·4	9·2	...	...
...	11·8	13·8	15·0	7·1	Improved Cattle Poultry (ooo) Goats Daily Milk yield mds.	300 20 1500 50
...	0·2	0·2	1·0	2·0	Bulls	1675
...	...	...	...	...	...	...
...	22·3	7·1	6·0	7·0	Square miles	6·3
...	10·8	1·9	4·5	4·0	Square miles	2·0

Serial No.	Name of scheme	District/Area benefited	Total cost	Development expenditure	
				Total 51-56	Balance after 55-56
1	2	3	4	5	6
<i>Fisheries</i>			WEST BENGAL		
23	Sea fishing with the help of Danish cutters	Entire State . . .	71.1	60.8	..
24	Pilot scheme for the development of beel fishery	Entire State . . .	29.1	27.1	..
25	Union Wari tank fishery development schemes	Entire State . . .	27.8	22.8	..
26	Improvement of tank fisheries in the dry districts.	Entire State . . .	26.4	25.0	..
<i>Cottage Industries</i>					
27	Organisation of silk reelers' co-operatives.	Malda, Birbhum, Bankura Murshidabad.	25.0	10.0	5.0
28	Development of khadi industry .	Entire State except Darjeeling	15.5	10.0	..
29	Promotion of gur industry .	Entire State except Darjeeling	12.6	10.0	..
30	Industrial centres scheme .	Entire State . . .	25.0	15.0	6.3
31	Development of handloom industry	Entire State . . .	16.0	16.0	..
<i>Other Industries</i>					
32	Aid to industries . . .	Entire State . . .	20.1	15.0	..
<i>Roads</i>					
33	Road development . . .	Entire State . . .	2947.9	1385.1	870.5
<i>Road Transport</i>					
34	State transport . . .	Calcutta and surrounding areas	311.5	190.5	..
<i>Education</i>					
35	Training of basic school teachers .	Entire State . . .	48.7	41.6	..
36	Introduction and expansion of basic education.	Entire State . . .	116.8	104.3	..
37	B. E. College—Immediate and final Plan .	Entire State . . .	197.3	137.7	..
38	Extension of Presidency College .	Entire State . . .	11.0	11.0	..
39	Technical high schools . . .	Hooghly and 24 Paraganas .	13.4	13.2	..
40	Expansion of girls secondary education. . . . .	Krishnagar, Midnapur and Jalpaiguri.	21.9	14.7	..
41	Increasing salaries of primary school teachers. . . . .	Entire State . . .	440.7	290.0	..
42	Expansion of training facilities of graduate teachers. . . . .	Entire State . . .	18.6	15.7	..

## IV—Contd.

External expenditure 51-56	Progress of development expenditure				Targets		
	Up to 50-51	50-51 (Actual)	51-52 (Revised)	52-53 (Budget)	Unit	By 55-56	
7	8	9	10	11	12	13	
—Contd.							
14.0	10.3	10.2	5.0	5.0	Tons	.	2,040
..	2.0	2.9	2.3	4.4	Acres	.	1,000
..	5.0	3.9	4.6	4.6	Acres	.	2200
..	1.4	1.2	5.0	5.0	Acres	.	900
..	10.0	1.5	0.6	3.0			
..	5.5	1.5	1.5	1.5			
..	2.6	1.1	1.8	2.0	Centres	.	55
					Trainee	.	600
					Production Mds.	.	2000
					Trees tapped	.	8,000
..	3.7	0.8	1.8	2.0	Centres	.	4
..	..	..	..	..	Trainees	.	200
..	5.1	2.8	3.0	3.0	Loan paid (Rs. lakhs)		3.0
15.0	692.3	275.2	285.0	300.0	Miles	.	1,363
80.0	121.0	54.6	46.1	47.2	No. of buses	.	74 D. Deck 374 S. Deck
					No. of depots	.	4
					Central workshop	.	1
..	7.1	6.0	3.4	4.5	Schools	.	36
..	12.5	9.6	10.2	15.0	Schools	.	462
..	59.6	26.9	25.5	26.0	Students	.	1,200
..	..	..	..	..			
..	0.2	0.2	1.7	1.3	Schools	.	8
..	7.2	2.2	2.3	2.1	Schools, Govt.	.	3
..	150.7	47.2	50.0	54.0	Teachers		42585
..	2.9	0.7	1.8	1.7	Trainees		300

## STATEMENT

Serial No.	Name of scheme	District/Area benefited	Total cost	Development expenditure	
				Total 51-56	Balance after 55-56
1	2	3	4	5	6
<b>WEST BENGAL</b>					
43	Social (adult) education.	Entire State . . .	67.4	56.8	..
44	Basic (primary) training colleges.	Entire State. . . .	29.4	17.2	..
45	Reorganisation of the Government Commercial Institute.	Entire State . . . .	18.3	17.2	..
46	Colleges for Women.	Hooghly, Murshidabad and Jalpaiguri. . . .	19.4	17.5	..
47	Engineering institutions for Diploma courses.	Calcutta, Burdwan and Bankura. . . . .	15.6	11.4	..
<i>Medical</i>					
48	Establishment of temporary medical college in lake area.	Entire Country. . . .	20.7	20.7	..
49	Conversion of Campbell Medical School into a College.	Entire State . . . .	60.8	47.5	..
50	Scheme for a dental college . . .	Entire State . . . .	19.7	17.7	...
51	Establishment of rural nursing service and improvement of nursing system.	Entire State . . . .	16.2	14.0	...
52	Improvement of pharmacy and pharmacy training.	Entire State . . . .	18.1	17.6	...
53	Increase in the number of rural dispensaries.	Entire State . . . .	622.6	567.2	...
54	Maintenance of A. G. Hospital . .	Entire State . . . .	209.4	168.2	...
55	Rehabilitation & improvement of existing hospitals.	Entire State . . . .	107.0	90.0	...
56	Provision of infectious diseases hospitals in Calcutta.	Entire State . . . .	75.7	72.7	...
57	Establishment of a T. B. Hospital at Kanchrapara, and a T. B. Sanatorium at Digri.	Entire State . . . .	121.8	100.8	...
58	Control & prevention of venereal diseases.	Entire State . . . .	87.2	84.3	...
<i>Public Health</i>					
59	Rural Water Supply . . . .	Entire State . . . .	72.0	55.0	...
60	Water supply & drainage in Municipal areas.	Entire State . . . .	79.0	72.0	...
61	Control of malaria . . . .	Entire State . . . .	109.1	109.1	...
62	Maternity and child welfare . .	Entire State . . . .	15.5	14.5	...
63	Malaria control in fringe areas of salt lake near Calcutta.	Fringe areas of Salt Lake to the east of Calcutta including Calcutta.	14.5	12.5	...
64	Anti leprosy scheme in Gouripore .	Entire State . . . .	31.8	28.2	...
65	B. C. G. Vaccination scheme . .	Entire State . . . .	14.7	13.4	...
<i>Housing</i>					
66	Kanchrapara area development scheme.	Calcutta industrial area .	1134.0	216.8	884.8

IV—Contd.

External expenditure 51-56	Progress of development expenditure				Targets		
	Upto 50-51	50-51 (Actual)	51-52 (Revised)	52-53 (Budget)	Unit	By 55-56	
7	8	9	10	11	12	13	
—Contd.							
..	10.6	4.8	9.3	7.0	Centres-Complete	.	400
					Literacy	.	408
					Library	.	400
..	12.2	2.8	2.8	3.6	Trainees-Men	.	80
					Women	.	80
..	1.1	1.1	6.7	1.6	Students	.	550
..	1.9	0.7	3.4	3.4	Colleges	.	4
..	4.2	2.1	3.6	2.8	Schools	.	3
..	..	10.6	7.3	4.0	Hospital	.	Existing unit to be maintained upto 1952-53.
..	13.3	13.8	11.8	8.0	Hospital	.	Existing unit to be maintained.
..	2.0	0.2	2.5	4.4			
..	2.2	1.8	4.0	6.0			
..	0.5	0.2	0.5	1.1			
..	55.4	33.5	64.0	90.0	Number	.	650
..	41.2	53.1	47.3	41.4	..		
..	17.0	13.5	15.0	12.0	Number	.	10
..	3.0	..	6.0	4.0	..		
..	21.0	18.6	26.3	25.5	..		
..	2.9	2.2	3.4	4.3	No. of clinics	.	62
..	17.0	20.0	20.0	20.0	No. of tube-wells	.	8
..	7.0	3.1	12.0	12.0			
..	..	..	7.5	13.6	No.	.	1
..	1.0	0.2	1.0	1.0	No.	.	56
..	2.0	1.9	2.0	2.0	Existing unit to be maintained.		
..	3.6	1.1	5.5	5.0	Existing unit to be maintained.		
..	1.3	1.2	1.5	1.6	No. of teams	.	30
37.0	32.4	23.0	68.5	1.0	Water Supply :		
					Sources	.	20 per cent
					Trunk mains	.	50 per cent.
					Distribution mains	.	50 per cent

Serial No.	Name of scheme	District/Area benefited	Total cost	Development expenditure	
				Total 51-56	Balance after 55-56
1	2	3	4	5	6
<i>Agriculture</i>				HYDERABAD	
1	Competitions and award of prizes .	...	11·0	11·0	...
2	Distribution of paddy fertilizer mixture.	...	37·4	37·4	...
3	Distribution of green manure seeds	...	15·9	15·9	...
4	Land reclamation by tractor ploughing	...	27·2	27·2	...
5	Rice seed multiplication scheme .	...	51·6	51·6	...
6	Jowar seed multiplication and distribution scheme.	...	14·7	14·7	...
<i>Animal Husbandry</i>					
7	Establishment of additional dispensaries.	..	27·0	27·8	...
<i>Forests</i>					
8	Forest development . . . .	...	19·9	19·9	...
<i>Co-operation</i>					
9	Additional staff for 34 new taluks .	...	16·5	16·5	...
<i>Other Industries</i>					
10	Sirpur Paper Mills Ltd. . . .	...	257·0	60·0	...
11	Sirsilk Ltd. . . . .	...	525·0	85·7	...
12	Singarani Collieries Ltd. . . .	...	271·4	96·0	...
<i>Roads</i>					
13	Constructing Kanada-Pesavar road	Aurangabad . . . .	12·0	12·0	...
14	Constructing Adilabad Rajpura road.	Adilabad . . . .	48·0	21·1	26·9
15	Constructing Gulbarga, Kurikota Chincholi-Kohir Zahirabad road.	Gulbarga . . . .	40·0	20·0	20·0
16	Constructing Parenda Bhumwasi road.	Osmanabad . . . .	26·0	19·5	6·5
17	Constructing Tamse-Madgaon road.	Nanded . . . .	10·0	10·0	...
18	Constructing Mahbubabad Yellandilapad Road.	Warangal . . . .	21·0	16·5	4·5
19	Constructing Ardhapur Tamse road.	Nanded . . . .	13·0	13·0	...
20	Constructing Tamse-Bhaisa road.	Nanded . . . .	23·0	16·5	6·5

IV—Contd.

External expenditure 51-56	Progress of development expenditure				Targets	
	Upto	50-51	51-52	52-53	Unit	By
	50-51	(Actual)	(Revised)	(Budget)		55-56
7	8	9	10	11	12	13
..	..	0.7	1.5	1.6	..	..
..	..	0.9	8.6	0.9	Tons . . .	48000
..	..	0.2	0.9	1.0	Tons . . .	6600
..	..	2.6	11.8	..	Tractors & ploughs	50
..	..	0.6	7.3	10.6	Maunds . . .	334000
..	..	0.1	0.6	3.9	Maunds . . .	150000
..	..	..	6.9	5.2	Dispensaries . . .	92
..	..	..	3.7	3.5	Acres . . .	19500
..	..	..	..	2.8	Taluks . . .	34
..	203.0	26.9	} 65.6	} 90.0	Tons . . .	13000
..	381.0	63.0			Yards . . .	15000000
..	147.5	86.3			Tons . . .	15000000
..	..	..	..	..	Miles . . .	14
..	..	..	..	..	Miles . . .	26
..	..	..	..	..	Miles . . .	23
..	..	..	..	..	Miles . . .	23
..	..	..	..	..	Miles . . .	12
..	..	..	..	..	Miles . . .	20
..	..	..	..	..	Miles . . .	14
..	..	..	..	..	Miles . . .	20



Serial No.	Name of scheme	District/Area benefited	Total cost	Development expenditure	
				Total 51-56	Balance after 55-56
1	2	3	4	5	6
<i>Medical</i>				HYDERABAD	
21	Establishment of 45 taluka head-quarter hospitals and integration of jagir hospitals and dispensaries	...	45.2	45.2	...
22	Subsidised Ayurvedic dispensaries	...	27.6	27.6	...
<i>Public Health</i>					
23	Village medicine boxes	...	16.8	16.8	...
24	Medical & health units	...	33.7	33.7	...

IV—Contd.

External expenditure 51-56	Progress of development expenditure				Targets	
	Upto 50-51	50-51 (Actual)	51-52 (Revised)	52-53 (Budget)	Unit	By 55-56
	8	9	10	11	12	13
<i>—Contd.</i>						
..	..	..	7.3	..	Number . . .	195
..	..	..	2.3	..	Dispensaries . . .	125
..	..	..	1.0	..	Boxes . . .	3800
..	..	..	..	..	Units . . .	100

Serial No.	Name of scheme	District/Area benefited	Total cost	Development expenditure	
				Total 51-56	Balance after 55-56
1	2	3	4	5	6
<i>Agriculture</i>				MADHYA	
1	Development of intensive cultivation blocks.	Harsi, Bhilsa and Rajpur	128.0	125.3	n. a.
2	Reclamation and land development.	Mungaoli, Isagarh, Guna and Bhilsa Distts.	144.5	136.9	"
3	Reclamation of new land through departmental tractors.	Entire State . . .	40.1	32.5	"
4	Reclamation of new land through private tractors, bullocks. Schemes of colonisation and intensive mechanisation, cultivation schemes.	Entire State . . .	128.0	114.2	"
5	Repairs & construction of irrigation wells & installation of persian wheels.	Karera, Pichhore, Guna, Narsingagarh, Nimar, Mandasaur, Indore and Mhow parganas, Dewas, Kukshi	96.3	74.5	"
6	Installation of pumping sets by private persons.	Nimar, Rajagarh & Mandasaur	47.5	35.0	"
7	Installation of pumping sets on Government account.	..	18.0	17.2	"
8	Application of mixture of ammonium sulphate, super phosphate and groundnut cakes.	Entire State . . .	178.2	167.1	"
9	Green manure (sunhemp seed)	Do. . . .	23.4	22.5	"
10	Groundnut cake (separate)	Do. . . .	Included in the provision for groundnut cake under		
11	Distribution of improved cereal seeds (wheat, paddy, gram and ,owar).	Do. . . .	254.9	251.0	"
12	Potato seed . . . .	Entire State . . . .	30.0	27.3	"
13	Compost scheme (village compost, municipal compost).	Do. . . .	17.5	12.3	"
14	Ravine reclamation	Morena & Bhind districts (scheme is under consideration).	12.0	12.0	"



Serial No.	Name of scheme	District/Area benefited	Total cost	Development expenditure	
				Total 51-56	Balance after 55-56
1	2	3	4	5	6
<b>MADHYA BHARAT</b>					
15	Service scheme (staff for various schemes including headquarter staff).	..	35.6	32.5	n. a.
<i>Animal Husbandry</i>					
16	Livestock improvement through key-village system.	Bhind, Ujjain & Nimar . .	12.0	10.8	..
17	Reorganisation of Madhya Bharat vaccine and research institute	Entire State . . .	24.1	24.1	..
<i>Forests</i>					
18	Forest roads	All forest divisions . . .	10.0	10.0	..
19	Buildings	Khargone, Dewas Dhar, Ratlam, Gwalior, Shivpuri, Morena, Guna, Bhilsa, Mandsaur forest division.	12.0	12.0	..
<i>Rural Development</i>					
20	Panchayats	Entire State . . .	43.4	43.4	..
21	Fisheries	Gird, Indore, Bhind, Dhar, Morena, Shivpuri, Bhilsa, Nimar, Ujjain.	10.6	10.6	..
<i>Roads</i>					
22	Construction of new roads	Entire State . . .	118.0	85.0	..
23	Inter-state roads	Guna, Bhilsa, Mandsaur, Shajapur, Jabhan.	80.0	17.0	..
24	Reconstruction of completely deteriorated roads.	Entire State . . .	55.0	32.0	..
25	Purchase of road rollers & road making machinery.	Do. . . .	10.0	10.0	..
26	Construction of new bridges	Dhar . . . .	45.0	24.0	..
27	Additional cost for maintenance of new lengths that would be added.	Entire State . . .	16.0	16.0	..
<i>Education</i>					
28	Compulsory primary education	Do. . . .	52.9	52.9	..
29	Social education	Do. . . .	25.0	21.0	3.5
30	Women's education	Do. . . .	25.1	25.1	..
31	Normal school scheme	Ujjain, Mandsaur, Morena, Indore and Rajgarh.	10.0	10.0	..
<i>Medical</i>					
32	Supply of medicine chests to villages having a population of less than 1000.	Entire State . . .	11.9	11.9	..

## IV—Contd.

External ex- penditure 51-56	Progress of development expenditure				Targets	
	Upto 50-51	50-51 (Actual)	51-52 (Revised)	52-53 (Budget)	Unit	By 55-56
7	8	9	10	11	12	13
—Contd.						
...	3.2	2.7	5.7	4.4		
...	1.2	...	...	0.5	Villages . . . . .	3
...	...	...	...	3.5	G. T. V. ] . . . . . 25 lakh units H.S. . . . . . 10 " B. Q. (in lakhs) 1.5 " Serum (in lakhs) . . . . . 3 "	
...	...	...	...	2.0	Road mileage . . . . .	800
...	...	...	...	2.0	Buildings . . . . .	20
...	...	...	...	9.1	...	...
...	0.6	0.5	0.7	0.9	Collection of fish seed. 32 lakhs. Area to be stocked. . . . . 1010 acres. Extraction of fish in m.s. . . . . 48650	
...	25.0	16.0	...	15.0	Miles . . . . .	280
...	...	...	...	1.5	Miles . . . . .	42
...	...	...	...	5.0	Miles . . . . .	470
...	...	...	1.3	1.5	Rollers . . . . . 3 Other machinery . . . . . 15	
...	...	...	...	2.0	...	...
...	...	...	...	2.0	...	...
...	...	...	3.7	5.2	Students . . . . .	24000
...	0.5	0.5	1.0	0.8	Centres . . . . .	480
...	...	...	...	4.2	Primary schools . . . . .	350
...	...	...	...	1.4	...	...
...	...	...	0.6	1.5		

Serial No.	Name of scheme	District/Area benefited	Total cost	Development expenditure	
				Total 51-56	Balance after 55-56
1	2	3	4	5	6
<i>Public Health</i>				MADHYA	
33	Anti-malaria scheme	Nimar, Ghatigaon, Pachhore, Gwalior	12.8	11.1	..
[34	Ratlam water works	Ratlam city . . . .	10.0	10.0	..
35	Indore drainage	Indore city . . . .	100.0	11.5	60.2
36	Ujjain water works	Ujjain city . . . .	37.7	13.7	..
37	Closing of step wells and constructions of new wells.	Mandsaur, Ratlam, Dhar, Nimar, Guna, Bhilsa, etc.	25.0	25.0	..
<i>Welfare of Backward Classes</i>					
38	Mupply of books examination faes scholarships and clothing to backward classes.	16 tehsils of scheduled areas in Jhabua, Ratlam, Dhar & Nimar, Sailana (Ratlam) Thandla, Jobat, Alirajpur, Petlawad, (Jhabua). §	12.3	12.3	..
39	Adult education centres	Kukshi, Manawar, Dhar, Sardarpur (Dhar), Barwani, Rajpur, Sendhwa, Khargone, Maheshwar, and Burwaha (Nimar Distt.)	13.1	13.1	..

IV—Contd.

External penditure 51-56	ex-	Progress of development expenditure				Targets	
		Upto 50-51	50-51 (Actual)	51-52 (Revised)	52-53 (Budget)	Unit	By 55-56
7		8	9	10	11	12	13

BHARAT—Contd.

...		1.7	0.8	0.6	1.1	Villages covered	948
...		...	...	...	9.0	Water works . . . Pipe laying and miscellaneous jobs.	
...		28.4	5.1	...	2.0	Drainage cost in Rs. .	6.5 lakhs
...		24.0	...	...	5.4		
...		...	...	...	2.4	Wells . . . .	500
...		...	...	...	3.4		
...		...	...	...	1.5]		



Serial No.	Name of scheme	District/Areas benefited	Total cost	Development expenditure	
				Total 51-55	Balance after 55-56
1	2	3	4	5	6
					MYSORE
<i>Agriculture</i>					
1	Intensive work for Grow More food-stuff.	Entire State . . . .	14.3	12.4	..
2	Establishment of an agricultural College at Hebbal, Bangalore.	Do. . . . .	25.0	23.0	..
3	Irrigation wells (Subsidy) . . . .	Kolar, Chital-durg, Tumkur, Bangalore, Mandya & Mysore.	42.2	37.5	..
4	Construction and restoration of tanks by desilting.	Entire State . . . .	89.0	75.0	..
5	Construction and improvement of river, tank feeder, and pick-up channels.	Do. . . . .	178.6	123.0	..
6	Improvement of existing tanks and river channels and construction of new tanks and river channels in the Malnad areas of the state.	Hassan Chickma-galur and Shimoga.	25.0	25.0	..
7	Preparation and distribution of manure mixture.	Entire State . . . .	21.2	12.5	..
8	Multiplication and distribution of improved varieties of paddy seeds.	Do. . . . .	15.9	15.0	..
9	Tractor and lorry services . . . .	Do. . . . .	58.8	50.0	..
10	Land reclamation . . . . .	Visvesvaraya canal areas, the Sulekere valley, the Vani Vilas Sagar Atchkat, Marconnahalli reservoir, Ajanapur reservoir, other important tracts and Chital-durg district/1000 acres.	34.3	30.0	..
<i>Animal Husbandry</i>					
11	Opening of rural veterinary dispensaries.	Entire State . . . .	17.2	14.8	..
12	Composite live-stock farm and research station at Hassarghatta	Hassarghatta (location of scheme) Benefits all the districts.	23.2	20.5	..
<i>Rural Development</i>					
13	Rural health and sanitation . . . .	Entire State . . . .	34.3	27.6	..
<i>Cottage Industries</i>					
14	Sericultural Research Institute . . . .	Do. . . . .	17.7	16.7	..
<i>Other Industries</i>					
15	Government Electric Factory (Expansion of transformer section)	Bangalore . . . .	10.0	10.0	..
16	Bellera gold mining . . . .	Tumkur . . . .	20.3	16.8	..
<i>Roads</i>					
17	State highways . . . . .	Entire State . . . .	273.6	256.4	..
18	Other roads . . . . .	Do. . . . .	71.0	63.7	..

IV—Contd.

External penditure 51-56	ex-	Progress of development expenditure				Targets	
		Upto 50-51	50-51 (Actual)	51-52 (Revised)	52-53 (Budget)	Unit	By 55-56
7		8	9	10	11	12	13
..		1.9	1.9	4.1	5.0	..	..
..		2.0	2.0	2.3	2.7	Students . . .	48
..		4.7	4.7	3.0	7.5	Acres . . .	3000
..		14.0	14.0	15.0	15.0	Tons of food grains . . .	1500
..		14.0	14.0	15.0	15.0	Acres . . .	30000
..		14.0	14.0	15.0	15.0	Tons of food grains . . .	4500
..		55.6	55.6	46.8	13.4	Acres . . .	60000
..		55.6	55.6	46.8	13.4	Tons of food grains . . .	20000
..		..	..	..	..	..	..
..		8.7	8.7	8.0	4.5	..	..
..		0.9	0.9	3.0	3.8	Acres (in lakhs) . . .	3
..		8.8	8.8	11.4	10.5	Tons (in 000) . . .	15
..		4.3	4.3	7.5	7.5	Acres . . .	6000
..		4.3	4.3	7.5	7.5	Production in tons . . .	3000
..		2.4	2.4	2.7	3.1	..	..
..		2.7	2.7	5.4	4.6	Food production (Pallas) . . .	3000 290
..		6.7	6.7	5.1	3.5	No. of villages . . .	1500
..		1.0	0.3	0.2	1.6	..	..
6.9		..	..	..	1.0	K.V.A. transformers . . .	2500
16.8		3.5	3.5	2.0	2.0	Ozs. . . . .	2000
..		17.2	17.2	43.5	60.4	Miles . . .	321
..		17.2	17.2	43.5	60.4	Bridges . . .	54
..		7.3	7.3	4.0	5.0	Miles . . .	450

Serial No.	Name of scheme	District/Area benefited	Total cost	Development expenditure	
				Total 51-56	Balance after 55-56
1	2	3	4	5	6
<i>Education</i>					<b>MYSORE</b>
19	Primary education . . . .	Entire State . . . . .	75.6	23.0	...
20	Middle school education . . . .	Do. . . . .	25.6	15.5	...
21	High school education . . . . .	Do. . . . .	17.4	8.8	...
22	Basic education . . . . .	Do. . . . .	25.1	25.1	...
23	Doctor Reddy's proposals . . . .	Do. . . . .	10.0	10.0	...
24	Adult education . . . . .	Do. . . . .	40.0	40.0	...
25	Expansion of existing colleges & increased admission.	Bangalore, Mysore and Tumkur	15.0	15.0	...
26	Expansion on Sri Jayachamarajendra Occupational Institute, Bangalore.	Bangalore . . . . .	17.6	12.6	...
27	Occupational Institute, Hassan . . . .	Hassan . . . . .	14.9	13.0	...
28	Silver Jubilee Technical School, Bhadravati.	Bhadravati . . . . .	12.5	12.5	...
29	Introduction of specialisation in B.Sc. (Textiles) degree and diploma courses in textile technology.	Bangalore (Location). Benefits all districts.	11.1	10.5	...
<i>Medical</i>					
30	Opening of new dispensaries . . . .	Entire State . . . . .	14.4	13.7	...
<i>Public Health</i>					
31	Purchase of insecticides for malaria control measures.	Do. . . . .	30.0	30.0	...
32	Health units at Mallasandra, Channarayapatna, Holenarsipur etc.	Mallasandra, Channarayapatna, Holenarsipur.	19.5	19.5	...
33	Opening of 38 health units in Malnad district	Hassan, Shimoga and Chickmagalore.	40.0	40.0	...

## IV—Contd.

External expenditure 51-56	Progress of development expenditure				Targets	
	Upto	50-51	51-52	52-53	Unit	By 55-56
	50-51	(Actual)	(Revised)	(Budget)		
7	8	9	10	11	12	13
...	52.6	52.6	2.0	1.9	Teachers trained . . .	2480
					Schools . . . . .	300
					Scholars . . . . .	30000
					Teachers untrained . . .	600
...	10.1	10.1	1.2	0.7	Schools . . . . .	69
					Scholars . . . . .	21000
...	8.6	8.6	0.8	0.9	Government schools aided.	6
...	...	...	3.5	3.4	Schools . . . . .	120
					Scholars . . . . .	9600
					Trained men . . . . .	360
					Trained women . . . . .	75
...	...	...	...	...		
...	...	...	5.0	5.0	Literary classes Follow up clubs and reading rooms etc.	2700 1350
					Training of 600 tea- chers & workers etc.	2700
					Rural & Central libra- ries.	58
					Rural Colleges . . . . .	3
					Social service camps & Community Cen- tres.	20
					General education mobile units.	2
...	...	...	3.0	4.5	First grade College . . .	1
					Students . . . . .	1000
					Additional staff . . . . .	25
5.0	5.0	5.0	2.4	1.8	Students . . . . .	50
3.0	1.9	1.9	1.2	2.8	Students . . . . .	30
5.8	...	...	2.3	1.1	Students . . . . .	25
7.5	0.6	0.6	1.5	1.8	B.Sc. Textiles Students . . . . .	30
...	0.7	0.7	1.1	1.2	Diploma Courses Students . . . . .	30
30.0	...	...	6.0	6.2	Hospitals . . . . .	37
4.8	...	...	0.2	1.7	Villages to be covered Population in lakhs . . .	2775 8.5
4.6	...	...	...	...	No. of villages served . . .	1400
					Population in lakhs . . .	1.9
					No. of villages served . . .	935
					Population in lakhs . . .	3

Serial No.	Name of scheme	District/Area benefited	Total cost	Development expenditure	
				Total 51-56	Balance after 55-56
1	2	3	4	5	6
					MYSORE
34	Rural water supply . . . .	Entire State . . . .	66.1	60.0	...
	<i>Housing</i>				
35	Providing housing for industrial labour in the State.	Mysore, Ban- galore and Davangere.	50.0	50.0	...
	<i>Welfare of Backward classes</i>				
36	Providing housing for depressed classes.	Entire State . . . .	100.0	100.0	...

## IV—Contd.

External expenditure 51-56	Progress of development expenditure				Targets	
	Upto 50-51	50-51 (actual)	51-52 (Revised)	52-53 (Budget)	Unit	By 55-56
7	8	9	10	11	12	13
...	6.1	6.1	6.1	9.0	No. of wells	2400
...	...	...	...	...	Houses	1500
...	...	17.4	13.0	19.0	Houses	19800

Serial No.	Name of scheme	District/Area benefited	Total cost	Development expenditure	
				Total 51-56	Balance after 55-56
1	2	3	4	5	6
				PEPSU	
<i>Agriculture</i>					
1	Land reclamation follow-up cultivation and sinking of tubewells.	Entire State . . . .	276.3	276.3	...
2	Minor irrigation . . . .	Entire State . . . .	51.9	27.6	...
3	Multiplication and distribution of improved seeds.	Entire State . . . .	12.6	12.6	...
4	Consolidation of holdings . .	Entire State . . . .	31.4	30.0	...
<i>Forests</i>					
5	Soil conservation . . . .	Kandaghat . . . .	17.8	15.0	2.8
<i>Roads</i>					
6	Sunam-Biki-Mansa Talwandi-Sabo road.	Sangrur, Bhatinda . . . .	28.8	28.8	...
7	Bhupinder Sagar—Narwana road .	Sangrur Patiala . . . .	15.6	15.6	...
8	Sultanpur-Fatudhinga-Kapurthala road.	Kapurthala . . . .	13.2	13.2	...
9	50 miles of jeep track in hill subdivision.	Kandaghat . . . .	13.0	13.0	...
<i>Education</i>					
10	Opening of 60 new primary schools each year.	Entire State . . . .	20.6	19.6	...
11	Improvement in 75 existing primary lower middle and middle schools.	Entire State . . . .	22.2	22.2	...
<i>Medical</i>					
12	New Rajindra hospital . . . .	Patiala . . . .	35.0	35.0	...
<i>Public Health</i>					
13	Rural health centres . . . .	Patiala . . . .	10.2	10.2	...

IV—Contd.

External expenditure 51-56	Progress of development expenditure				Targets	
	Upto 50-51	50-51 (Actual)	51-52 (Revised)	52-53 (Budget)	Unit	By 55-56
7	8	9	10	11	12	13
n.a.	...	...	...	22.0	Area in 000 acres	35
n.a.	24.3	...	...	5.8	Pumping sets	100
...	...	...	...	1.3	Acres	1000
...	1.4	1.4	3.1	13.9	Bighas in 000'	7200
...	...	...	0.5	3.2	Contour trenching (acres) Afforestation (acres).	1000 4000
...	...	...	...	1.0	Miles	14
...	...	...	...	1.0	Miles	6
...	...	...	...	1.0	Miles	8
...	...	...	...	2.0	Miles	6
...	1.0	1.0	...	1.5	No. of Schools	60
...	...	...	...	1.5	No. of schools	75
4.0	...	...	...	...	Beds	256
...	...	...	...	...	Centres	3



Serial No.	Name of scheme	District/Area benefited	Total cost	Development expenditure	
				Total 51-56	Balance after 55-56
1	2	3	4	5	6
<i>Agriculture</i>				RAJASTHAN	
1	Seed scheme . . . . .	Entire State . . . . .	53·8	53·6	...
2	F. ant protection . . . . .	Entire State . . . . .	13·5	11·5	...
<i>Forests</i>					
3	Afforestation in desert area . . . . .	Jodhpur, Bikaner, Jaisalmer, Shekhawati.	15·0	15·0	...
<i>Rural Development</i>					
4	Maintenance of rural development centres and publicity units.	Entire State . . . . .	16·3	15·0	...
<i>Roads</i>					
5	Chomar-Sikar road . . . . .	Sikar, Jaipur . . . . .	10·0	10·0	...
6	Sikar-Lachmangarh Fatepur Ratan-garh road.	Sikar, Churu . . . . .	10·0	10·0	...
7	Metalling unmetalled portion of Shahpur Neem Kathana, Singhana, Girwa, Jhunjhunu road.	Sikar and Jhunjhunu . . . . .	11·4	11·4	...
8	Lumpsum provision for cross-drain-age works.	Entire State . . . . .	10·0	10·0	...
9	Lumpsum provision for approach road, to a number of towns.	Entire State . . . . .	13·4	13·4	...
10	Speical repairs to town roads under municipalities.	Entire State . . . . .	10·0	10·0	...
11	Metalling Jodhpur-Nagour road . . . . .	Jodhpur and Nagour . . . . .	17·2	17·2	...
12	Metalled road (Kankar) from Bikaner to Suratgarh.	Bikaner and Ganganagar . . . . .	25·0	25·0	...
13	Metalled road from Pokaran to Jaisalmer.	Jodhpur and Jaisalmer . . . . .	16·0	16·0	...
<i>Education</i>					
14	Opening of 580 Primary schools . . . . .	Entire State . . . . .	70·0	65·1	...
15	Raising of 54 primary schools to middle schools.	Entire State . . . . .	24·5	23·5	...
16	Raising of 19 middle schools to high schools	Entire State . . . . .	31·5	29·5	...
17	Civil Engineering College, Jodhpur . . . . .	Entire State . . . . .	24·9	24·9	...
18	National Cadet Corps . . . . .	Entire State . . . . .	13·4	11·6	...
19	Expansion of teachers' training . . . . .	Entire State . . . . .	14·5	14·5	...
<i>Medical</i>					
20	S. M. S. Medical College and attached hospitals.	Entire State . . . . .	236·6	173·8	21·0
<i>Public Health</i>					
21	Rural water supply scheme . . . . .	Entire State . . . . .	100·0	100·0	...

## IV—Contd.

External expenditure 51-56	Progress of development expenditure				Targets	
	Upto 50-51	50-51 (Actual)	51-52 (Revised)	52-53 (Budget)	Unit	By 55-56
7	8	9	10	11	12	13
...	0.2	0.2	0.1	...	...	...
...	2.0	2.0	1.8	...	...	...
...	...	...	...	...	Acres . . .	6000
...	1.3	1.3	3.0	...		
...	...	...	...	...	Miles . . .	30
...	...	...	...	...	Miles . . .	50
...	...	...	...	...	Miles . . .	52
...	...	...	...	...		
...	...	...	...	...		
...	...	...	...	...	Miles . . .	25
...	...	...	...	...	Miles . . .	60
...	...	...	...	...	Miles . . .	64
...	4.9	4.9	9.4	13.7	No. of schools . . .	...
...	1.0	1.0	2.5	4.6	Schools upgraded from primary to middle standard.	54
...	2.0	2.0	5.2	6.8	Schools upgraded from middle to high stand- ard.	19
...	...	...	2.2	5.7		
...	1.7	1.7	2.4	2.5		
...	...	...	2.8	2.9		
...	41.8	18.6	18.4	14.5		
...	...	...	1.0	...		

Serial No.	Name of scheme	District/Area benefited	Total cost	Development expenditure	
				Total 51-56	Balance after 55-56
1	2	3	4	5	6
SAURASHTRA					
<i>Agriculture</i>					
1	Land development and reclamation	Entire State . . . . .	69.0	21.2	47.8
2	Minor irrigation works . . . . .	Entire State . . . . .	58.7	45.0	...
3	Construction of new wells and repairs to old ones.	. . . . .	145.0	118.0	...
4	Preparation and distribution of manure mixture.	Entire State . . . . .	103.6	80.6	...
<i>Forests</i>					
5	Forest development . . . . .	. . . . .	14.8	14.8	...
<i>Cooperation</i>					
6	Organisation of credit and multi-purpose societies including central financing agencies.	. . . . .	24.5	19.5	...
<i>Rural Development</i>					
7	Organisation of Gram Panchayats . . . . .	. . . . .	188.0	180.6	...
8	Repair to village cart tracks . . . . .	. . . . .	13.0	13.0	...
<i>Cottage industries</i>					
9	Development of cottage and small scale industries.	. . . . .	16.9	13.9	...
<i>Roads</i>					
10	Improvement of existing roads . . . . .	. . . . .	72.0	29.7	38.7
11	Modernising road surface of state highways	. . . . .	267.5	84.5	178.5
12	Construction of new major bridges and causeways.	. . . . .	106.8	73.5	17.3
13	Construction of missing links to connect and co-ordinate road system.	. . . . .	261.7	54.3	197.6
14	Construction of village roads . . . . .	. . . . .	184.9	58.0	98.9
<i>Road Transport</i>					
15	Nationalisation of road transport . . . . .	. . . . .	115.8	53.0	50.0
<i>Ports and Harbours</i>					
16	Development of ports . . . . .	. . . . .	33.0	33.0	..
<i>Education</i>					
17	Primary education in rural areas	. . . . .	34.0	29.3	..
18	Training of primary school teachers . . . . .	. . . . .	19.5	17.5	..
19	Construction of primary school buildings	. . . . .	34.5	29.5	..

External expenditure 51-56	Progress of development expenditure				Targets	
	Upto 50-51	50-51 (Actual)	51-52 (Revised)	52-53 (Budget)	Unit	By 55-56
7	8	9	10	11	12	13
...	...	...	...	10.0	Acres benefited . . .	13700
...	13.7	10.9	10.0	9.0	No. of works . . .	175
...	27.0	3.7	23.0	16.0	Acres benefited . . .	9000
...	23.0	30.3	20.0	25.2	New wells . . .	2000
...	...	...	0.3	1.3	Old wells . . .	2000
...	5.0	3.7	10.0	...	Tons . . .	16000
...	7.4	7.4	15.6	30.3	No. of banks . . .	2
...	...	...	...	1.0	No. of societies . . .	740
...	3.0	1.6	1.9	2.0	No. of panchayats . . .	1700
...	3.6	3.6	2.0	8.5	No. of students to be trained.	130
11.0	4.5	4.5	16.5	26.4	Miles . . .	36
4.0	16.0	8.2	7.0	13.1	Miles . . .	56
5.0	9.8	9.8	7.0	24.3	Bridges and causeways	24
3.0	28.0	2.0	2.4	11.7	Miles . . .	157
36.0	12.8	8.1	1.5	...	Miles . . .	2440
..	...	...	2.5	7.0	Vehicles . . .	135
...	4.7	0.7	2.5	3.8	...	...
...	2.0	2.0	3.1	3.6	No. of schools . . .	3086
...	5.0	1.1	2.5	4.0	...	...
...	...	...	...	...	No. of buildings . . .	800

Serial No.	Name of scheme	District/Area benefited	Total cost	Development expenditure	
				Total 51-56	Balance after 55-56
1	2	3	4	5	6
SAURASHTRA					
20	Upgrading of Morvi technical institute into a degree college	. . . . .	15.4	15.4	..
21	Scholarship for higher studies	. . . . .	17.3	11.2	..
<i>Medical</i>					
22	Increase in number of beds in the district hospitals by extending their accommodation	. . . . .	22.7	22.7	..
23	Construction of T. B. clinics and hospital	. . . . .	16.4	16.4	..
<i>Public Health</i>					
24	Anti-malaria and anti-filaria organisation.	. . . . .	16.8	13.1	..
25	Water supply and drainage	. . . . .	46.1	46.1	..
<i>Miscellaneous</i>					
26	General administrative buildings	. . . . .	72.0	72.0	..

IV—Contd.

External expenditure 51-56	Progress of development expenditure				Targets	
	Upto 50-51	50-51 (Actual)	51-52 (Revised)	52-53 (Budget)	Unit	By 55-56
7	8	9	10	11	12	13
...	...	...	2.3	3.4		
...	6.1	2.0	2.4	2.8	...	...
...	...	...	1.9	2.6	No. of beds . . .	250
...	...	...	...	...	No. of beds . . .	180
...	3.7	2.3	0.7	3.2	...	...
...	...	...	...	7.0	...	...
...	...	...	10.2	6.4	...	...

Serial. No.	Name of scheme	District/Area benefited	Total cost	Development expenditure	
				Total 51-56	Balance after 55-56
1	2	3	4	5	6
TRAVANCORE-COCHIN					
<i>Agriculture</i>					
1	Distribution of manures and fertilisers	. . . . .	100.0	100.0	..
2	Compost development	. . . . .	18.0	18.0	..
<i>Forests</i>					
3	Forest development	. . . . .	16.1	16.1	..
4	Forest industries—plywood	. . . . .	36.6	36.6	..
<i>Coirage Industries</i>					
5	Development of coir industry on a cooperative basis.	. . . . .	64.4	64.0	..
<i>Other Industries</i>					
6	Installation of an electric double tunnel kiln for the production of high tension insulators.	. . . . .	15.0	15.0	..
<i>Roads</i>					
7	Special surfacing of main roads in the State (concreting and bitumen surfacing.)	. . . . .	100.0	100.0	..
8	Village road development	. . . . .	81.0	81.0	..
<i>Ports and Harbours</i>					
9	Construction of a pier at Valiathurai, Trivandrum city.	. . . . .	30.0	30.0	..
<i>Education</i>					
10	Opening of polytechnics	. . . . .	19.0	19.0	..
<i>Medical</i>					
11	Medical college	. . . . .	82.2	65.0	..
12	Reorganisation of the Ayurvedic college.	. . . . .	18.2	18.0	..
<i>Public Health</i>					
13	An i-malaria scheme (including filariasis control).	. . . . .	12.4	11.5	..
<i>Housing</i>					
14	House construction (for homeless Harijans).	. . . . .	10.3	10.0	..

IV—Contd.

External expenditure 51-56	Progress of development expenditure				Targets	
	Upto 50-51	50-51 (Actual)	51-52 (Revised)	52-53 (Budget)	Unit	By 55-56
7	8	9	10	11	12	13
..	..	..	16.8	19.2	Tons . .	51500
..	..	..	3.0	..	Tons . .	240000
..	..	..	..	3.5	..	..
10.0	..	..	..	7.5	Sq. ft. . .	40 lakhs
..	0.4	..	1.8	7.2	Rs. in lakhs . .	4.5
..	..	..	4.4	10.6	..	..
..	..	..	n. a.	n. a.	..	..
..	..	..	n. a.	n. a.	Miles . . .	689
..	..	..	3.0	3.3	..	..
..	..	..	5.0	6.0	Polytechnic . . .	1
16.5	17.2	..	23.3	19.3	Percentage . . .	32
..	0.2	..	..	..	College . . .	1
..	0.9	0.3	2.0	2.6	Taluks . . .	9
..	0.3	..	..	..	Houses . . .	500



Serial No.	Name of scheme	District/Area benefited	Total cost	Development expenditure	
				Total 51-56	Balance after 55-56
1	2	3	4	5	6
AJMER					
<i>Agriculture</i>					
1	Well sinking scheme . . . .	Entire State . . . . .	14.6	13.7	..
2	Establishment of a central & two subsidiary farms.	Entire State . . . . .	7.2	7.2	..
3	Plant protection . . . . .	Entire State . . . . .	9.1	9.1	..
<i>Forests</i>					
4	Forest development, extension of reserved forests, construction of roads and buildings, etc.	Entire State . . . . .	10.3	8.1	..
<i>Roads</i>					
5	Construction of Pushkar to Pisangaon road and improvement of existing roads.	Entire State . . . . .	15.9	15.9	..
<i>Education</i>					
6	New buildings for primary schools in rural areas.	Entire State . . . . .	5.0	5.0	..
7	New buildings and extension to existing buildings for secondary schools.	Entire State . . . . .	5.3	5.0	..
<i>Medical</i>					
8	Reorganisation of Victoria Hospital, Ajmer.	Ajmer City . . . . .	7.6	7.3	..
<i>Public Health</i>					
9	Establishment of a secondary health centre at Beawar.	Beawar sub-division . . . . .	6.2	6.2	..
10	Anti-malaria organisation . . . .	Entire State . . . . .	7.0	6.1	..

IV—Contd.

External expenditure 51-56	Progress of development expenditure				Targets	
	Upto 50-51	50-51 (Actual)	51-52 (Revised)	52-53 (Budget)	Unit	By 55-56
7	8	9	10	11	12	13
...	0.9	0.9	3.2	3.2	Old wells . . . .	300
...					New wells . . . .	135
...	{ 4.2	{ 4.2	{ 4.9	{ 3.0	Insecticides (tons) . . . .	230
...	...	...	...	...	Extension and creation of village forests (acres thousands).	257
...	2.2	1.0	1.0	1.6		
...	...	...	...	3.0		
...	...	...	...	...	Buildings . . . .	20
...	...	...	...	...	Buildings . . . .	8
...	0.3	0.3	0.4	0.4		
...	...	...	...	0.4		
...	0.9	0.9	1.0	0.9		

Serial No.	Name of scheme	District/Area benefited	Total cost	Development expenditure	
				Total 51-56	Balance after 55-56
1	2	3	4	5	6
<b>BHOPAL</b>					
<i>Agriculture</i>					
1	Appointment of staff for extension service.	Entire State . . .	9.4	8.0	..
2	(a) Field and contour bunding (b) Tractors (i) Follow up through State agency and (ii) Loans to cultivators for purchase.	Entire State . . .	35.2	30.0	..
3	Distribution of fertilizers . . .				
4	Seed multiplication and distribution	Entire State . . .	14.8	13.0	..
5	Bullock taccavi for intensive cultivation.	Entire State . . .	23.5	18.0	..
6	Minor irrigation scheme . . .	Entire State . . .	90.0	75.0	..
<i>Animal Husbandry</i>					
7	Key village scheme . . . .	Entire State . . .	5.7	5.7	..
<i>Forests</i>					
8	Construction of buildings and sinking of wells.	Entire State . . .	6.8	6.8	..
9	Construction of roads . . . .	Entire State . . .	10.5	10.5	..
<i>Roads</i>					
10	Construction of 87 miles of new roads	Entire State . . .	40.0	40.0	..
<i>Education</i>					
11	Provision of buildings, equipment etc. for government primary schools	Entire State . . .	10.0	10.0	..
12	Provision of equipment and other amenities to government secondary schools	Entire State . . .	13.5	13.5	..
<i>Medical</i>					
13	Construction of hospitals/dispensaries in each tehsil and also a T. B. hospital.	Entire State . . .	22.4	22.4	...
<i>Public Health</i>					
14	Drinking water wells for villages .	600 villages . . .	34.4	34.4	...
15	Drainage scheme in Bhopal city .	Bhopal city . . .	10.0	10.0	...
16	Water supply scheme for Sehore city	Sehore city . . .	8.0	8.0	...

## IV—Contd.

External expenditure	Progress of development expenditure				Targets	
	Upto 51-56	50-51 (Actual)	51-52 (Revised)	52-53 (Budget)	Unit	By 55-56
7	8	9	10	11	12	13
...	1.4	1.4	1.9	3.8	...	...
...	5.2	5.2	7.8	14.0	Tractorised acreage (000s).	200
...	8.3	8.3	2.0	0.2	Tons (000s)	4
...	1.8	1.8	2.9	5.0	Tons (000s)	1
...	5.5	5.5	2.3	1.5	...	...
...	15.0	15.0	18.9	15.5	Tanks . . . . .	30
					Barrages . . . . .	100
					Wells . . . . .	500
					Pumps . . . . .	300
...	...	...	0.3	...	Key farms . . . . .	2
					Bull-rearing farms . . . . .	1
					Artificial insemination centres . . . . .	2
...	...	...	...	...	Old wells . . . . .	36
					New wells . . . . .	36
...	...	...	...	...	Mileage 1st class . . . . .	15
					2nd class . . . . .	18
					3rd class . . . . .	48
...	...	4.0	...	12.0	Mileage . . . . .	87
...	...	...	...	...	...	...
...	...	...	...	...	...	...
...	...	...	...	...	Hospitals . . . . .	14
					Beds . . . . .	140
					Health units . . . . .	6
...	...	...	...	} 8.7	New wells . . . . .	350
...	...	...	...		Old wells . . . . .	1750
...	...	...	...			

Serial No.	Name of scheme	District/Area benefited	Total cost	Development expenditure:	
				Total 51-56	Balance after 55-56
1	2	3	4	5	6
<b>DELHI</b>					
<i>Agriculture</i>					
1	Tractor cultivation scheme . . .	Entire State . . . .	11.2	8.8	...
2	Well sinking scheme . . . .	8800 acres . . . .	19.5	12.5	...
3	Sludge and manure distribution scheme.	24800 acres . . . .	16.4	15.0	...
4	Distribution of improved seeds . .	Entire State . . . .	12.0	11.9	...
5	Consolidation of land holdings . .	Entire State . . . .	11.2	10.7	...
<i>Cottage Industries</i>					
6	Aid to cottage and small-scale industry.	Entire State . . . .	7.0	7.0	...
<i>Roads</i>					
7	Construction of roads . . . .	Entire State . . . .	30.5	25.0	4.6
8	Road Transport . . . .	Entire State . . . .	339.0	216.0	72.0
<i>Education</i>					
9	Free primary education . . . .	Rural areas of State . .	122.7	114.6	...
10	Provincialisation of district board schools	Rural areas of State . .	29.2	24.8	...
11	Grants-in-aid to local bodies for new primary schools.	Urban areas of State . .	47.4	47.4	...
12	Opening of middle schools	Rural areas of State . .	7.3	7.3	...
13	Social education . . . .	Entire State . . . .	34.8	28.3	...
14	Opening of teachers training institutions.	Entire State . . . .	8.1	6.2	...
<i>Medical</i>					
15	Expansion of Irwin Hospital . . .	Entire State . . . .	39.1	39.1	...
16	Expansion of Silver Jubilee T. B. Hospital.	Entire State . . . .	7.1	7.1	...
17	Infectious diseases hospital . . .	Entire State . . . .	5.0	5.0	...
<i>Public Health</i>					
18	Establishment of four primary health units.	Entire State . . . .	19.1	19.1	...
19	Two mobile health units . . . .	Entire State . . . .	6.0	6.0	...
20	State health laboratory . . . .	Entire State . . . .	6.2	6.2	...
<i>Housing</i>					
21	Construction of 1375 houses for industrial labour.	Industrial areas of Delhi, New Delhi and Shahadra.	55.0	55.0	...

External expenditure 51-56	Progress of development expenditure				Targets	
	Upto 50-51	50-51 (Actual)	51-52 (Revised)	52-53 (Budget)	Unit	By 55-56
7	8	9	10	11	12	13
...	2.4	2.4	1.3	1.5	To be discontinued after 1952-53	
...	7.0	7.0	6.4	2.7	Weirs . . . . .	2200
...	1.4	1.4	3.7	1.9	Tons . . . . .	121500
...	0.1	0.1	0.1	0.1	Tons Rice . . . . .	20
					Wheat . . . . .	2206
					Potato . . . . .	74
...	0.5	0.3	1.8	2.2	Acres (000s) . . . . .	75
...	...	...	...	...	...	...
...	0.9	0.9	...	8.3	Earthen embankments, cross drainage, metalling etc.	
...	51.0	51.0	20.0	50.0	Buses . . . . .	405
					Trolleys . . . . .	40
...	8.1	8.1	10.7	21.2		
...	4.4	4.4	4.0	5.1		
...	...	...	...	...	Schools to be opened . . . . .	75
...	...	...	...	...	Schools . . . . .	8
...	6.5	4.9	4.3	7.1	Persons to be made literate.	126,000
...	1.9	1.9	...	...		
...	...	...	...	4.0		...
...	...	...	...	...		...
...	...	...	0.8	n. a.		...
...	...	...	...	2.6		...
...	...	...	...	...		...
...	...	...	...	0.1		...
...	...	...	...	...	Houses . . . . .	1375

Serial No.	Name of scheme	District/Area benefited	Total cost	Development expenditure	
				Total 51-56	Balance after 55-56
1	2	3	4	5	6
<b>HIMACHAL PRADESH</b>					
<i>Agriculture</i>					
1	Potato development scheme . . . .	5326 acres . . . . .	8.6	7.7	...
<i>Animal Husbandry</i>					
2	Establishment of veterinary hospitals.	Entire State . . . . .	8.2	8.2	...
3	Cattle breeding scheme . . . . .	Entire State . . . . .	10.9	10.9	...
<i>Forests</i>					
4	Construction and improvement of roads.		6.1	6.1	...
5	Land Development, preservation and improvement of a soil.	Entire State . . . . .	35.0	35.0	...
<i>Co-operation</i>					
6	Staff —technical and general . . . .	Entire State . . . . .	3.0	3.0	...
<i>Cottage Industries</i>					
7	Development of sports goods, textiles, sericulture, wood-working, basket-making, etc.	Entire State . . . . .	23.2	23.0	...
<i>Roads</i>					
8	State highways . . . . .	Entire State . . . . .	74.0	74.0	...
9	District roads . . . . .	Entire State . . . . .	28.1	26.1	...
10	Village roads . . . . .	Entire State . . . . .	10.0	10.0	...
<i>Road Transport</i>					
11	Purchase of vehicles and opening of a central workshop. . . . .	Entire State . . . . .	19.0	7.1	...
<i>Education</i>					
12	Opening of 145 primary schools and providing 34 teachers every year to single teacher schools.	Entire State . . . . .	22.1	22.1	...
13	Upgrading of middle schools to high standard.	Entire State . . . . .	8.2	8.2	...
14	Upgrading of 25 primary schools to middle standard.	Entire State . . . . .	10.5	10.5	...
<i>Public Health</i>					
15	Water supply and drainage . . . . .	20 towns and 80 villages . . . . . in the State.	30.0	30.0	...

## IV—Contd.

External expenditure 51-56	Progress of development expenditure				Targets	
	Upto 50-51	50-51 (Actual)	51-52 (Revised)	52-53 (Budget)	Unit	By 5 56
7	8	9	10	11	12	13
..	0.9	0.9	0.8	0.9	Additional production in tons.	2853
..	..	..	..	0.3	Numbers . . . . .	25
..	..	..	..	3.7	Cattle breeding farms	1
..	..	..	0.2	1.0	Mileage . . . . .	1249
..	..	..	..	3.1		
..	..	..	..	1.3	Number of Gazetted officers.	6
					Non-gazetted officers	56
					Class IV officers	45
..	0.2	0.2	..	11.8		
..	..	..	6.6	10.9	Mileage . . . . .	185
..	2.0	2.0	1.8	4.8	Mileage . . . . .	273
..	..	..	..	3.0	Mileage . . . . .	400
..	11.9	2.2	..	1.5	Vehicles workshop Workshop . . . . .	202 1
..	..	..	0.8	5.1	Primary schools . . . . .	145
..	..	..	..	0.7	High schools . . . . .	35
..	..	..	..	1.8	Middle school's . . . . .	57
..	..	..	0.9	6.9	Gallons of water per day (lakhs).	20.0



Serial No.	Name of scheme	District/Area benefited	Total cost	Development expenditure	
				Total 51-56	Balance after 55-56
1	2	3	4	5	7
			KUTCH		
<i>Agriculture</i>					
1	Appointment of staff . . . . .	Entire State . . . . .	5.0	5.0	...
2	Roads . . . . .	Entire State . . . . .	92.2	58.3	30.5
<i>Medical</i>					
3	Provision of additional beds in Central Hospital, Bhuj.	Bhuj City . . . . .	5.0	5.0	...
4	Provision of additional beds in Tuberculosis Sanatorium, Bharapur.	Bharapur . . . . .	6.0	6.0	...
<i>Roads</i>					
MANIPUR					
1	Reconstruction of bridges over 100 feet span in the valley.	Valley of Manipur . . . . .	8.3	8.3	...
2	Surface painting 58 miles of valley roads.	Valley of Manipur . . . . .	13.0	13.0	...
3	Improvement of Lital-Ukhrul road .	Ukhrul Area . . . . .	15.0	15.0	...
4	Construction of Tamenoglong road .	Tamenoglong area . . . . .	25.0	25.0	...
5	Other roads . . . . .	Entire State . . . . .	20.0	20.0	...
<i>Public Health</i>					
6	Water supply scheme for Imphal town	Imphal town with a population of 1,32,000.	16.5	16.5	...

IV—Contd.

External expenditure 51-56	Progress of development expenditure				Targets		
	Upto 50-51	50-51 (Actual)	51-52 (Revised)	52-53 (Budget)	Unit	By 55-56	
7	8	9	10	11	12	13	
..	..	..	..	1.1			
..	4.1	4.1	3.0	9.5			
..	..	..	..	..	Beds ..	100	
..	..	..	..	2.0	Beds ..	100	
..	..	..	..	} 12.8			
..	..	..	..				
..	..	..	..				
..	..	..	..				
..	..	..	..		..		

Serial No.	Name of scheme	District/Area benefited	Total cost	Development expenditure	
				Total 51-56	Balance after 55-56
1	2	3	4	5	6
TRIPURA					
<i>Cottage Industries</i>					
1	Development of cottage industries—training and organisation.	Agartala and Dharamnagar	5.5	5.5	...
<i>Roads</i>					
2	Major district roads—302 miles.	Entire State	242.9	62.4	178.8
3	Village roads—743 miles.]	Entire State	89.3	42.0	47.2
4	Improvement of existing major district roads—116 miles.	Entire State	16.6	16.6	...
5	Improvement of town roads—41 miles.	Agartala town	7.0	7.0	...
<i>Education</i>					
6	Maharaja Bir Bikram college (rural university) scheme.	Entire State	20.0	20.0	...
<i>Medical</i>					
7	Extension of hospitals and dispensaries.	Entire State	11.7	11.7	...

## IV—Contd.

External expenditure 51-56	Progress of development expenditure				Targets	
	Upto 50-51	50-51 (Actual)	51-52 (Revised)	52-53 (Budget)	Unit	By 55-56
7	8	9	10	11	12	13
..	..	..	..	0.4	Training schools.	
..	1.7	1.7	2.5	8.4	Miles . . .	76
..	0.1	0.1	1.8	2.2	Miles . . .	506
..	..	..	..	..	Miles . . .	83
..	..	..	..	..	Miles . . .	21
..	..	..	0.3	3.9		
..	..	..	..	1.1		

Serial No.	Name of scheme	District/Area benefited	Total cost	Development expenditure	
				Total 51-56	Balance after 55-56
1	2	3	4	5	6
					<b>VINDHYA</b>
<i>Agriculture</i>					
1	Appointment of staff	Entire State . . . .	9.9	7.7	1.5
2	Soil conservation project	Entire State . . . .	22.3	22.0	...
3	Construction and repair of paddy bunds.	Entire State . . . .	10.9	9.8	...
4	Embankment of rabi area	Entire State . . . .	29.4	25.0	...
5	Reclamation of land	Entire State . . . .	5.0	5.0	...
6	Taccavi for tractors	Entire State . . . .	20.0	20.0	...
7	Tractor unit	Entire State . . . .	18.8	18.3	...
8	Renovation of 150 tanks and construction of small canals.	Entire State . . . .	31.9	30.0	...
9	Portable pumping sets for streams	Entire State . . . .	5.0	5.0	...
10	Fertilisers for paddy and wheat	Entire State . . . .	24.8	21.0	...
11	Bullock taccavi	Entire State . . . .	18.6	12.5	...
12	Plant protection	Entire State . . . .	7.6	7.6	...
<i>Animal Husbandry</i>					
13	New veterinary hospital and dispensaries.	Entire State . . . .	7.8	6.0	1.7
<i>Forests</i>					
14	Preparation of maps	Entire State . . . .	10.0	10.0	...
15	Roads	Entire State . . . .	5.0	5.0	...
16	Buildings	Entire State . . . .	5.0	5.0	...
<i>Cottage Industries.</i>					
17	Development of cottage industries	Entire State . . . .	6.0	6.0	...
18	Construction of 77 bridges	Entire State . . . .	52.2	52.1	...
19	Soling and metalling of 148 miles of existing fair weather roads.	Entire State . . . .	49.5	45.8	...
20	Constructing fair weather roads—200 miles.	Entire State . . . .	28.0	28.0	...
<i>Education</i>					
21	Opening of 425 primary schools	Entire State . . . .	36.4	34.5	...
22	Upgrading of existing institutions	Entire State . . . .	16.3	16.2	...
23	Opening of one technical college at Rewa and three technical schools	Rewa, Bundelkhand and Baghelkhand divisions.	11.6	11.6	...
24	Social education	Rewa . . . .	5.2	5.2	...
25	Buildings for schools and colleges	Entire State . . . .	23.0	23.0	...
26	Equipment for schools and colleges	Entire State . . . .	8.5	8.5	...

External expenditure 51-56	Progress of development expenditure				Targets	
	Upto 50-51	50-51 (Actual)	51-52 (Revised)	52-53 (Budget)	Unit	By 55-56
7	8	9	10	11	12	13
PRADESH						
..	0·7	0·7	0·4	1·8		
..	0·3	0·3	0·5	2·5	Acres (000)	20
..	1·1	1·1	1·0	3·1	Acres (000)	n. a.
..	4·4	4·4	3·1	3·7	Acres (000)	13
..	..	..	..	1·0	Acres (000)	1
..	..	..	..	1·0	Nos.	87
..	0·5	0·5	0·6	10·8	Acres (000)	5
..	1·9	1·9	..	2·5	Acres (000) ]	8
..	..	..	1·2	0·5	Nos.	64
..	3·8	3·8	4·3	3·1	Acres (000) ]	19
..	6·1	6·1	0·3	0·8	Pairs of bullocks	750
..	..	..	..	1·0	Acres (000)	600
..	0·1	0·1	..	..	Hospitals & Dispensaries	4 12
..	..	..	..	..	Sq. miles	400
..	..	..	..	..	Mileage	500
..	..	..	..	..	Nos.	20
..	..	..	..	..	..	..
..	0·1	0·1	1·0	9·2	Number of bridges	77
..	3·7	2·8	5·1	9·2	Mileage	66
..	..	..	..	0·6	Mileage	176
..	1·9	1·9	..	..	Nos.	100
..	0·1	0·1	..	..	Secondary schools	12
..	..	..	..	..	..	..
..	..	..	..	..	..	..
..	..	..	..	..	..	..

Serial No.	Name of scheme	District/Area benefited	Total cost	Development expenditure	
				Total 51-56	Balance after 55-56
1	2	3	4	5	6
					<b>VINDHYA</b>
<i>Medical</i>					
27	Provision of mobile dispensaries	Sidhi, Panna, Umaria, Datia	7.0	7.0	...
28	Hospital building and staff etc.	Shahdol, Tikamgarh Panna, Satna, Rewa and Sidhi.	29.0	29.0	...
<i>Public Health</i>					
29	Water Supply scheme	Rewa City	16.0	16.0	...
30	Drainage improvement scheme	Rewa City	15.0	15.0	...
31	Opening of 38 maternity and child welfare centres.	Entire State	7.0	7.0	...
32	Opening of four leprosy clinics	Rewa, Sidhi, Panna and Datia	5.0	5.0	...
33	Anti-malaria scheme	Shahdol, Chattarpur, and similar other malarial areas.	10.0	10.0	...
					<b>JAMMU &amp;</b>
<i>Animal Husbandry</i>					
1	Central Research Farm—				
	Opening of village centres	Entire State	10.0	10.0	...
<i>Forests</i>					
2	Soil conservation works	Do.	10.0	10.0	...
<i>Cottage Industries</i>					
3	Opening of 400 new production centres.	Do.	16.0	16.0	...
<i>Other Industries</i>					
4	Development of tanning factory at Shalting.	Do.	10.0	10.0	...
5	Joinery mill	Do.	38.0	10.0	28.0
<i>Roads</i>					
6	Khanabal-Pahalgam-Amar Nathji road.	[Anantnag, Liddar valley	17.0	14.0	3.0
7	Doda—Kistwai road	Doda Kistwai	43.5	26.5	15.0
8	Rural roads	Entire State	19.5	19.5	...
<i>Public Health</i>					
9	Boring of 25 tube wells in Kandy	Kandy	33.0	33.0	...
10	Water supply for and Jammu.	Srinagar Srinagar & Jammu	38.9	27.8	11.1
<i>Housing</i>					
11	Construction of houses	Entire State	15.0	12.0	3.0





STATEMENT  
MULTIPURPOSE

Name of scheme	District/area benefited	Date begun	Date of completion	Total cost	Development expenditure		External
					Five years 51-56	Balance after 51-56	Total
1	2	3	4	5	6	7	8
Bhakra Nangal . . . . .	Punjab, PEPSU and Rajasthan.	1946	1960	13290*	7750	3460	3500
Harike . . . . .	....	1949	1954-55	1380*	1062	..	..
Damodar Valley Projects . . . . .	Burdwan, Hoogly, Howrah and Bankura districts in West Bengal.	1948	1955-56 (I stage)	7498*	4170	2018	2870
Hirakud Dam . . . . .	Sambalpur, Cuttack, and Puri districts in Orissa.	1948	1955-56 (Ist stage)	6259*	4400	1079	2400
TOTAL					<u>28427</u>	<u>17382</u>	<u>8770</u>
Additional funds required for the above projects on account of increased cost of construction and of the scope of the projects and other reasons.						5000	
New Irrigation and Power Projects						4000	..
					<u>26,382</u>	<u>6557</u>	<u>8770</u>

\* Revised estimates are under consideration

—V  
PROJECTS

(Rs.lakhs)

expendi- ture	Progress of expenditure					Area to be irrigated ('000 acres)						
	Five years	Upto 50-51	50-51 (Actuals)	51-52 (Revised)	52-53 (Budget)	50-51	51-52	52-53	53-54	54-55	55-56	On com- pletion
	9	10	11	12	13	14	15	16	17	18	19	20
	2500	2356	808	1226	1700	..	19	101	138	707	1361	3604
	..	318	102	260	250	..	..	..	..	..	..	..
	2150	1687	810	1350	1200	..	..	26	110	135	595	1141
	901	628	467	800	850	..	..	..	..	..	261	1785
	5551	4989	2187	3636	4000	..	19	127	248	842	2217	6530

**STATEMENT**  
**MULTIPURPOSE**  
 Abstract : (2) Benefits of Multipurpose

Name of project.	Date of completion	INSTALLED CAPACITY (Additions to existing plants and/or new plants)					
		1951-52	1952-53	1953-54	1954-55	1955-56	On completion
1	2	3	4	5	6	7	8
Nangal Power House . . . . .	1956-57 . . . . .	..	..	..	48	96	144
<b>Damodar Valley Project. (First Phase Programme)</b>							
Bokaro Thermal . . . . .	1952-53 . . . . .	..	..	150	150	150	150
Maithon . . . . .	1955-56 . . . . .	..	..	..	..	40	40
Konar . . . . .		..	..	..	..	..	40
Panchet Hill . . . . .	1957-58 . . . . .	..	..	..	..	..	40
Tilaiya . . . . .	1952-53 . . . . .	..	..	4	4	4	4
	<b>TOTAL</b> . . . . .			<b>154</b>	<b>154</b>	<b>194</b>	<b>274</b>
Hirakud Dam . . . . .	1957-58 . . . . .	..	..	..	..	48	123
Power House No. 1							
	<b>TOTAL</b> . . . . .			<b>154</b>	<b>202</b>	<b>338</b>	<b>541</b>

\*In the case of projects whose power is fed into an existing power system the firm power of the entire power system has Load Surveys have been carried out by the Central Water and Power Commission for the multi-purpose projects. For power

V—Contd.

## PROJECTS

## Power Schemes

(Power in thousand kilowatts.)

FIRM POWER*						ANTICIPATED LOAD					
51-52	52-53	53-54	54-55	55-56	On completion	51-52	52-53	53-54	54-55	55-56	On completion
9	10	11	12	13	14	15	16	17	18	19	20
..	..	..	48	72	105	..	..	..	61	69	98
..	..	..	..	..	..	..	..	..	..	..	..
..	..	..	..	..	..	..	..	..	..	..	..
..	..	..	..	..	..	..	..	..	..	..	..
..	..	..	..	..	..	..	..	..	..	..	..
..	..	..	..	..	..	..	..	..	..	..	..
..	..	125	125	144	193	..	..	80	106	132	189
..	..	..	..	24	85	..	..	..	..	24	85
..	..	125	173	240	383	..	..	80	167	225	372

been indicated with the corresponding anticipated load on the system as a whole. projects in the States, load statistics have been provided by the State Governments.

**STATEMENT**  
Abstract : (3) State Irrigation

Name of scheme	District/area benefited	Date begun	Date of completion	Total cost	Development Expenditure		External
					Five years 51-56	Balance after 55-56	Total
1	2	3	4	5	6	7	8
Assam . . . . .	....	..	..	200	200	..	..
Bihar . . . . .	....	..	..	1414	973	317	85
Bombay . . . . .	....	..	..	2565	2269	24	256
Madhya Pradesh . . . . .	....	..	..	369	308	47	..
Madras . . . . .	....	..	..	4968	3408	..	148
Orissa . . . . .	....	..	..	402	300	..	..
Punjab . . . . .	....	..	..	432	326	..	..
Uttar Pradesh . . . . .	....	..	..	4944	1911	2500	..
West Bengal . . . . .	....	..	..	1941	1537	..	103
<b>TOTAL PART ' A ' STATES</b>				<b>17235</b>	<b>11233</b>	<b>2888</b>	<b>592</b>
<i>Part ' B ' States</i>							
Hyderabad . . . . .	....	..	..	3426	2479	73	219
Jammu and Kashmir . . . . .	....	..	..	311	206	86	10
Madhya Bharat . . . . .	....	..	..	339	328	..	..
Mysore . . . . .	....	..	..	2709	716	1744	36
PEPSU . . . . .	....	..	..	36	34	..	..
Rajasthan . . . . .	....	..	..	1071	504	403	10
Saurashtra . . . . .	....	..	..	1102	475	536	10
Travancore-Cochin . . . . .	....	..	..	610	478	..	14
<b>TOTAL PART ' B ' STATES</b>				<b>9604</b>	<b>5220</b>	<b>2842</b>	<b>299</b>
Ajmer . . . . .	....	..	..	11	11	..	..
Kutch . . . . .	....	..	..	91	91	..	..
Himachal Pradesh . . . . .	....	..	..	80	80	..	..
<b>TOTAL PART ' C ' STATES</b>				<b>182</b>	<b>182</b>	<b>..</b>	<b>..</b>
<b>Irrigation and Multipurpose Projects—TOTAL</b>				<b>55448*</b>	<b>43017**</b>	<b>12287</b>	<b>9661</b>
<b>Additional irrigation with 1950-51 figures as base.</b>				<b>..</b>	<b>..</b>	<b>..</b>	<b>..</b>

\* Excludes cost of new schemes.

\*\* Includes 40 crores for new schemes.

V—Contd.

Projects		(Rs. lakhs)										
Expenditure	Progress of expenditure					Area to be irrigated ('000 acres)						
	Five Years	Upto 50-51	50-51 (Actuals)	51-52 (Revised)	52-53 (Budget)	50-51	51-52	52-53	53-54	54-55	55-56	On completion
9	10	11	12	13	14	15	16	17	18	19	20	
..	..	..	1	4	..	..	30	90	160	218	218	
85	125	58	238	234	75	152	255	411	577	750	852	
256	270	186	232	274	..	2	16	140	327	474	893	
..	14	8	10	50	..	5	10	21	56	114	184	
148	1561	658	809	936	..	..	42	206	324	435	608	
..	102	82	49	91	22	146	285	372	441	502	502	
..	106	60	121	113	62	159	238	425	605	728	836	
132	532	200	256	390	401	524	929	1233	1513	1762	3582	
58	403	204	315	412	88	261	448	707	905	1005	1005	
679	3117	1456	2031	2500	648	1249	2253	3605	4908	5988	8680	
..	19	876	315	452	482	..	..	31	102	211	306	731
5	19	14	25	30	1	3	9	16	36	77	170	
..	11	11	32	37	..	4	19	29	54	83	152	
36	245	49	61	72	..	5	7	12	17	30	250	
..	2	2	3	15	..	..	..	..	..	..	129	
10	163	65	68	75	..	11	73	129	179	243	523	
10	92	45	60	91	..	4	20	26	64	108	120	
14	132	65	100	84	..	..	..	..	6	17	168	
94	1540	566	801	886	1	27	159	314	567	864	2243	
..	..	..	..	..	..	..	..	..	..	..	..	
..	..	..	5	32	..	..	..	12	31	38	38	
..	..	..	..	13	..	..	..	25	50	75	100	
..	..	..	5	45	..	..	..	37	81	113	138	
6324	9646	4209	6470	7435	649	1295	2539	4204	6398	9182	17591	
..	..	..	..	..	..	646	1890	3555	5749	8533	16942	

STATEMENT  
State Power  
Abstract : (4) Expenditure on Power

State	Total cost	Development expenditure	
		Five years 51-56	Balance after 55-56
I	2	3	4
<i>Part 'A' States—</i>			
Assam . . . . .	85	83	..
Bihar . . . . .	1120	709	347
Bombay . . . . .	1412	1043	
Madhya Pradesh . . . . .	1384	600	51
Madras . . . . .	7773	5024	944
Orissa . . . . .	874	391	350
Punjab . . . . .	59	38	..
Uttar Pradesh . . . . .	2930	1410	821
West Bengal . . . . .	133	76	..
TOTAL	15770	9374	2513
<i>Part 'B' States—</i>			
Hyderabad . . . . .	581	321	..
Jammu and Kashmir . . . . .	186	155	19
Madhya Bharat . . . . .	274	228	..
Mysore . . . . .	2027	1268	9
Pepsu . . . . .	200	30	170
Rajasthan . . . . .	53	41	..
Saurashtra . . . . .	262	213	49
Travancore-Cochin . . . . .	1770	1035	..
TOTAL	5353	3291	247
<i>Part 'C' States—</i>			
Bhopal . . . . .	28	28	..
Coorg . . . . .	25	25	..
Kutch . . . . .	23	23	..
Tripura . . . . .	7	7	..
Vindhya Pradesh . . . . .	51	51	..
Himachal Pradesh . . . . .	13	13	..
Manipur . . . . .	12	12	..
TOTAL	159	159	..
GRAND TOTAL	21282	12824	2760

V—Contd.  
Projects  
Development Schemes

(Rupees lakhs.)

External expenditure		Progress of expenditure			
Total	Five Years	Upto 50-51	50-51 (Actual)	51-52 (Revised)	52-53 (Budget)
5	6	7	8	9	10
46	..	2	..	..	19
348	236	64	42	95	141
435	..	396	162	256	415
..	31	763	195	186	185
1861	1468	1805	647	725	999
218	65	133	55	65	80
..	..	21	21	18	20
1386	..	699	210	269	358
30	..	57	21	25	33
<u>4324</u>	<u>1800</u>	<u>3940</u>	<u>1355</u>	<u>1639</u>	<u>2250</u>
227	102	260	40	58	79
..	..	12	11	18	25
54	88	46	30	48	111
713	478	690	192	191	230
33	5	..	..	5	..
..	..	..	12	30	11
230	148	..	..	..	30
518	410	735	135	237	277
<u>1815</u>	<u>1231</u>	<u>1743</u>	<u>420</u>	<u>587</u>	<u>763</u>
..	..	..	..	..	5
..	..	..	..	..	..
..	..	..	..	..	11
..	..	..	..	..	6
..	..	..	..	..	8
..	..	..	..	..	2
..	..	..	..	..	2
..	..	..	..	..	34
<u>6139</u>	<u>3031</u>	<u>5683</u>	<u>1775</u>	<u>2226</u>	<u>* 3047</u>



State	INSTALLED CAPACITY (Additions to existing plants and/or new plants)						FIRM	
	1951-52	1952-53	1953-54	1954-55	1955-56	On completion	1951-52	1952-53
	1	2	3	4	5	6	7	8
<i>Part 'A'—</i>								
Assam . . . . .	..	..	..	..	5	7	..	..
Bihar . . . . .	1	4	5	9	11	11	3	13
Bombay . . . . .	2	21	67	76	83	84	2	12
Madhya Pradesh . . . . .	24	51	73	73	73	73	17	39
Madras . . . . .	7	58	163	166	196	307	98	140
Orissa . . . . .	5	7	7	8	8	8	3	5
Punjab . . . . .	..	..	..	..	..	..	..	..
Uttar Pradesh . . . . .	7	26	29	56	109	124	72	91
West Bengal . . . . .	..	..	..	..	4	4	..	..
TOTAL	46	167	344	428	489	618	195	290
<i>Part 'B' States—</i>								
Hyderabad . . . . .	..	..	53	53	53	53	..	..
Jammu and Kashmir . . . . .	..	..	..	6	7	7	..	..
Madhya Bharat . . . . .	1	4	14	15	15	18	3	7
Mysore . . . . .	..	36	72	72	72	120	88	88
Pepsu . . . . .	..	..	..	..	..	..	..	..
Rajasthan . . . . .	4	11	11	11	11	11	9	16
Saurashtra . . . . .	..	..	3	9	12	12	..	..
Travancore-Cochin . . . . .	7	21	73	81	81	81	17	29
TOTAL	12	72	226	247	251	302	117	140
<i>Part 'C' States—</i>								
Bhopal . . . . .	..	..	..	..	..	..	..	..
Coorg . . . . .	..	..	..	..	..	..	..	..
Kutch . . . . .	..	..	..	..	..	..	..	..
Tripura . . . . .	..	..	..	..	..	..	..	..
Vindhya Pradesh . . . . .	..	..	..	3	3	3	1	1
Himachal Pradesh . . . . .	..	..	..	1	1	1	..	..
Manipur . . . . .	..	..	..	..	..	..	..	..
TOTAL	..	..	..	4	4	4	1	1
Multipurpose Projects	..	..	154	202	338	541	..	..
GRAND TOTAL .	58	239	724	881	1082	1465	313	431

V—Contd.  
Power Scheme

(Power in thousand Kilowatts)

POWER				ANTICIPATED LOAD					
1953-54	1954-55	1955-56	On completion	1951-52	1952-53	1953-54	1954-55	1955-56	On completion
10	11	12	13	14	15	16	17	18	19
...	...	5	7	...	...	...	...	2	4
4	7	9	9	3	8	13	19	29	29
352	358	358	359	8	302	368	381	417	417
54	54	54	54	13	26	42	51	58	58
226	229	258	324	147	162	195	217	242	242
5	5	5	5	2	4	8	9	14	23
...	...	...	...	...	...	...	...	...	...
99	155	157	169	76	84	195	122	146	162
...	...	2	2	1	2	8	10	14	24
740	808	848	929	250	588	729	809	922	959
45	45	45	45	...	...	23	27	30	33
2	8	10	10	...	...	2	6	9	9
17	18	18	18	3	6	16	17	17	18
142	142	142	176	136	149	184	243	282	282
...	...	...	...	...	...	...	...	...	...
16	16	16	16	8	11	12	13	14	15
3	6	9	9	...	...	3	7	8	8
66	66	66	66	29	40	70	85	85	85
291	301	306	340	179	206	310	398	445	450
...	...	...	...	...	...	...	...	...	...
...	...	...	...	...	...	...	...	...	...
...	...	...	...	...	...	...	...	...	...
...	...	...	...	...	...	...	...	...	...
1	2	2	3	1	1	1	1	1	2
...	1	1	1	...	...	...	...	1	1
...	...	...	...	...	...	...	...	...	...
1	3	3	4	1	1	1	1	2	3
125	173	240	383	...	...	80	167	225	372
1157	1285	1397	1656	430	795	1120	1375	1594	1784

STATEMENT  
STATE IRRIGATION

Name of scheme	District/Area benefited	Date begun	Date of completion.	Total cost	Development expenditure		External
					Five Years 51-56	Balance after 55-56	Total
1	2	3	4	5	6	7	8
<b>ASSAM</b>							
Navigation embankment and drainage projects.	Entire State	1951-52	1955-56	100	100	100	...
Protection of Dibrugarh town . . . . .	..	1952-53	1955-56	100	100	...	...
TOTAL				200	200	...	...
<b>BIHAR</b>							
300 tube wells in North Bihar . . . . .	Champan, Muzaffarpur, Dharbanga and Saran.	1950-51	1955-56	183	174	...	27
Tube wells in South Bihar . . . . .	Shahabad and Patna . . . . .	1946-47	...	148	85	11	...
Drainage of chauras and other small irrigation and flood protection schemes.	Patna, Gaya, Shahabad, South Monghyr Bhagalpur and Santhal Parganas.	1948-49	...	375	118	219	...
Sakri (Lower Valley) scheme . . . . .	Monghyr and Gaya . . . . .	1948-49	...	35	10	5	...
Tbrieni canal extensions . . . . .	Champan . . . . .	1950-51	1955-56	28	23	...	...
Emergency pumping schemes . . . . .	Entire State . . . . .	1951-52	1955-56	93	93	...	12
Further 300 tube wells in sugar factory areas.	North Bihar . . . . .	1953-54	1955-56	161	161	...	28
Sakri (Upper Valley) irrigation . . . . .	Gaya . . . . .	1952-53	1957-58	93	53	40	...
Further 200 tube wells in South Bihar	Gaya, Patna, Shahabad, North Bhagalpur and North Monghyr.	1952-53	1955-56	98	98	...	18
Irrigation dams and weirs in hilly districts.	Chota Nagpur and Santhal Paraganas.	1951-52	...	200	158	42	...
TOTAL				1414	973	317	85
<b>BOMBAY</b>							
Gangapur . . . . .	Nasik . . . . .	1949	1957	334	234	24	65
Ghataprabha left bank canal . . . . .	Belgaum and Bijapur . . . . .	1949	1957	545	445	...	30
Mahi right bank canal . . . . .	Kaira . . . . .	1948	1956	425	401	...	100
Ranand tank . . . . .	North Satara . . . . .	1949	1953	22	19	...	...
Kolchi weir . . . . .	Bijapur and Dharwar . . . . .	1949	1953	11	7	...	...
Lower Tapi valley (Stage I) . . . . .	Surat . . . . .	1949	1955-56	*1216	1151	...	61
TOTAL				2565	2269	24	256

\*A revised estimates for Rs. 2911 lakhs are under examination.

V (i)

## PROJECTS

(Rs. Lakhs)

Expenditure Five Years	Progress of expenditure				Area to be irrigated ('000 acres)							On completion
	Up to 50—51	50—51 (Actuals)	51—52 (Revised)	52—53 (Budget)	50—51	51—52	52—53	53—54	54—55	55—56		
9	10	11	12	13	14	15	16	17	18	19	20	
...	...	...	1	4	...	...	30	90	160	218	218	
...	...	...	...	...	...	...	...	...	...	...	...	
...	...	...	1	4	...	...	30	90	160	218	218	
27	9	9	54	72	...	...	20	60	100	120	120	
...	52	12	24	24	40	59	75	85	100	114	114	
...	38	22	118	54	25	74	86	95	104	115	115	
...	20	10	11	3	10	20	25	30	35	40	50	
...	5	5	15	5	...	...	14	28	28	28	28	
12	...	...	15	24	...	...	15	60	90	90	90	
28	...	...	...	...	...	...	...	...	15	60	120	
...	...	...	...	2	...	...	...	5	15	40	60	
18	...	...	...	10	...	...	...	8	30	68	80	
...	...	...	...	40	...	...	20	40	60	75	75	
85	125	58	238	234	75	152	255	411	577	750	852	
65	76	38	53	50	...	...	...	...	10	15	45	
30	100	62	55	50	...	2	15	30	40	45	100	
100	26	17	17	8	...	...	...	...	10	16	90	
...	3	2	3	5	...	...	1	3	3	3	3	
...	4	4	4	3	...	...	...	4	4	4	4	
61	65	64	101	154	...	...	...	104	261	391	652	
256	274	186	233	270	...	2	16	140	327	474	893	

## STATEMENT

Name of scheme	District/Area benefited	Date begun	Date of completion	Total cost	Development expenditure		External
					Five years 51-56	Balance after 55-56	Total
1	2	3	4	5	6	7	8
<b>MADHYA PRADESH</b>							
Aree tank . . . . .	Chindwara . . . . .	1946	1952-53	32	18	...	...
Gangalpara . . . . .	Balaghat . . . . .	1952-53	1954-55	30	30	...	...
Bargoor . . . . .	Chindwara . . . . .	1952-53	1954-55	22	22	...	...
Gondli . . . . .	Durg . . . . .	1952-53	1956-57	75	65	10	...
Dudhwa . . . . .	Raipur . . . . .	1952-53	1956-57	150	113	37	...
Sampna . . . . .	Betul . . . . .	1952-53	1955-56	30	30	...	...
Dukrikhera . . . . .	Hoshangabad . . . . .	1952-53	1955-56	30	30	...	...
<b>TOTAL</b>				<b>369</b>	<b>308</b>	<b>47</b>	<b>...</b>
<b>MADRAS</b>							
Lower Bhavani . . . . .	Coimbatore . . . . .	1948	1954	961	494	...	30
Malampuzha . . . . .	Malabar . . . . .	1949	1954	380	302	...	20
Mettur canal . . . . .	Coimbatore and Salem . . . . .	1949	1954	245	227	...	...
Rallapad IInd stage . . . . .	Nellore . . . . .	1949	1954	58	50	...	...
Pomperu drain . . . . .	Guntur . . . . .	1946	1953	96	41	...	...
Cauvery delta drainage . . . . .	Tanjore . . . . .	1947	1952	30	2	...	...
Manimuthar . . . . .	Tinnevely . . . . .	1951	1955	398	392	...	30
Upper Pennar . . . . .	Anantapur . . . . .	1951	1955	84	84	...	...
Bhairavanitippa . . . . .	Bellary & Anantapur . . . . .	1951	1955	102	102	...	14
Araniyar . . . . .	Chingleput . . . . .	1951	1955	95	95	...	15
Walayar . . . . .	Malabar . . . . .	1951	1955	100	100	...	15
Mangalam . . . . .	Malabar . . . . .	1951	1955	45	45	...	...
New G.M.F. schemes in charge of P.W.D.	Entire State . . . . .	1950	1955	404	335	...	24
Tungabhadra . . . . .	Bellary and Kurnool . . . . .	1945	1953	1970	1140	...	...
<b>TOTAL</b>				<b>4960</b>	<b>3408</b>	<b>...</b>	<b>148</b>
<b>ORISSA</b>							
Minor irrigation works . . . . .	Entire State . . . . .	1949-50	1955-56	402	300	...	...
<b>PUNJAB</b>							
Dera Babanak tube-wells . . . . .	Gurdaspur . . . . .	1952-53	1954-55	12	12	...	...
Aliwala tubewells . . . . .	Do. . . . .	1953-54	1954-55	1	10	...	...

V (i)—Contd.

(Rs lakhs)

Expenditure	Progress of expenditure				Area to be irrigated (ooo' acres)							On completion
	Five Years	Upto 50-51	50-51 (Actuals)	51-22 (Revised)	52-53 (Budget)	50-51	51-52	52-53	53-54	54-55	55-56	
	9	10	11	12	13	14	15	16	17	18	19	20
...	14	8	10	8	...	5	10	10	10	10	10	10
...	...	...	...	5	...	...	...	4	9	9	9	9
...	...	...	...	5	...	...	...	3	6	6	6	6
...	...	...	...	12	...	...	...	...	10	30	50	50
...	...	...	...	13	...	...	...	...	10	40	90	90
...	...	...	...	3	...	...	...	2	6	10	10	10
...	...	...	...	4	...	...	...	2	6	10	10	10
...	14	8	10	50	...	5	10	21	56	114	184	184
30	467	255	260	194	...	...	10	60	100	150	207	207
20	78	60	85	100	...	...	...	10	30	30	40	40
...	18	13	27	27	...	...	...	10	25	40	45	45
...	8	3	5	10	...	...	...	...	4	8	8	8
...	55	16	11	20	...	...	2	5	8	10	10	10
...	29	7	2	...	...	...	...	...	...	...	...	...
30	6	6	14	40	...	...	...	...	5	15	20	20
...	...	...	7	15	...	...	...	...	2	4	6	6
14	...	...	...	3	...	...	...	...	3	5	8	8
15	...	...	1	7	...	...	...	...	1	3	3	3
15	...	...	...	2	...	...	...	...	2	3	7	7
...	...	...	...	2	...	...	...	...	1	2	4	4
24	69	69	60	125	...	...	...	...	...	...	...	...
...	831	229	337	391	...	...	30	121	143	165	250	250
148	1561	658	809	936	...	...	42	206	324	435	608	608
...	102	82	49	91	22	146	285	372	441	502	502	502
...	...	...	...	2	...	...	...	...	10	20	20	20
...	...	...	...	...	...	...	...	...	7	14	14	14

Name of Scheme	District/Area benefited	Date begun	Date of completion	Total cost	Development expenditure		External
					Five years 51-56	Balance after 51-56	Total
I	2	3	4	5	6	7	8
PUNJAB							
Extentsion of irrigation to arid reas of Jandiala and Gurdaspur.	Gurdaspur . . .	1951-52	1953	15	15	...	...
Excavation of new distributory of Kasur branch.	Amritsar . . .	1949-50	1954	24	17	...	...
Kiran nallah . . . . .	Do. . . . .	1950-51	1953	16	14	...	...
Raising banks of channels and giving temporary shoots	Entire State . . .	1949-50	1955-56	115	89	...	...
Jagadhari tubewells . . . . .	Hissar and Rohtak . .	1949-50	1953-54	133	88	...	...
Other schemes . . . . .	Ferozepur, Hissar, Amritsar, Rohtak and Ludhiana.	1949-50	...	107	81	...	...
	TOTAL . . .			432	326	...	...
UTTAR PRADESH							
600 state tubewells in Western districts	Aligarh, Meerut, Bulandshahr, Etah etc.	1945	1953-54	180	33	...	...
50 additional tubewells in T.W. Circle	Bijnor, Moradabad, Bareilly and Budaun.	1949	1953-54	17	10	...	...
200 additional tube-wells in T.W. Circle	Aligarh, Etah, Meerut Bulandshahr etc.	1949	1954-55	71	56	...	...
100 State tube-wells in Gorakhpur, Basti and Deoria.		1947	1953-54	30	12	...	...
Extension of Pucca lining to tube-well guls.		1949	1955-56	191	154	...	...
440 state tubewells in districts of Shahjehanpur, etc :		1950	1953-54	230	205	..	..
803 miles extension of Sarda canal .		1945	1953-53	49	11	..	..
1062 miles extension of Sarada canal .		1948	1953-54	90	52	..	..
Pratabgarh branch . . . . .		1949	1953-54	50	37	..	..
Transkalyani . . . . .		1949	1954-55	60	50	..	..
Saprar dam . . . . .	Jhansi . . . . .	1948	1952-53	71	26	..	..
Belan and Tons canals . . . . .		1950	1955-56	193	183	..	..
Kabrai lake . . . . .	Hamirpur . . . . .	1940	1953-54	19	14	..	..
Construction of 5293 State tubewells .	..	..	1966-67	2649	500	2149	..
Lining irrigation channels, guls and canals	..	..	1966-67	90	20	70	..





Name of scheme	District/Area benefited	Date begun	Date of completion	Total cost	Development expenditure		External Total
					Five years 51-56	Balance after 51-56	
1	2	3	4	5	6	7	8
<b>UTTAR PRADESH</b>							
Reservoirs, bundihs and canal systems including Majhgawan in southern Uttar Pradesh.	..	..	1960-61	733	500	230	..
Contour guls and small channles in hill districts.		..	1965-66	90	27	51	..
Other schemes.	..	..	1952-53	131	22	..	..
			<b>TOTAL</b>	<b>4944</b>	<b>1911</b>	<b>2500</b>	<b>..</b>
<b>WEST BENGAL</b>							
Mayurakshi	Burdwan, Birbhum and Murshidabad.	1946	1954-55	1550	1244	..	91
Suvankar Danra scheme	Bankura	1948	1952-53	13	10	..	..
Sonarpu-Arrah panch Malta scheme	24-Paraganas	1951	1953-54	105	105	..	12
Bagiale Ghuni Jantragachi	Do.	..	1953-54	99	99	..	..
Other schemes	Entire State	1947-48	1953-54	174	80	..	..
			<b>TOTAL</b>	<b>1941</b>	<b>1537</b>	<b>..</b>	<b>103</b>
<b>HYDERABAD</b>							
Tungabhadra	Raichur	1945	1957	2304	1709	73	200
Rajolibunda	Raichur	1947	1955	430	314	..	..
Godavari I phase	Adilabad	1949	1955	441	359	..	..
Koilsagar	Mahbubnagar	1948	1955	67	47	..	..
Sarlasagar	Mahabubnagar	1948	1954	21	15	..	..
Bendsura	Bhir	1948	1954	54	30	..	..
Khasapur	Osmanabad	1950	1955	32	31	..	..
Minor irrigation	All districts	..	..	70	70	..	..
Bhimanapally	Naglonada	1950	1954	8	61	..	..
			<b>TOTAL</b>	<b>3426</b>	<b>2479</b>	<b>73</b>	<b>219</b>

V (i)—Contd.

(Rs. lakhs)

expenditure	Progress of expenditure				Area to be irrigated (000' acres)						On completion	
	Five Years	Upto 50-51	50-51 (Actuals)	51-52 (Revised)	52-53 (Budget)	50-51	51-52	52-53	54-54	54-55		55-56
	9	10	11	12	13	14	15	16	17	18	19	20
—Contd.												
..	3	3	32	85	..	8	14	55	102	223	600	
..	12	12	12	6	..	..	4	5	6	7	24	
..	109	21	14	8	..	35	55	65	65	65	65	
132	532	200	256	390	401	524	929	1233	1513	1762	3582	
46	306	159	256	340	..	100	120	320	500	600	600	
..	3	3	5	5	..	..	4	6	6	6	6	
12	..	..	11	33	..	..	..	28	46	46	46	
..	..	..	..	..	..	..	..	26	26	26	26	
..	94	42	43	34	88	161	324	327	327	327	327	
58	403	204	315	412	88	261	448	707	905	1005	1005	
..	622	187	301	311	..	..	..	4	50	100	450	
19	116	47	48	55	..	..	..	10	20	35	79	
..	84	51	69	51	..	..	..	10	20	40	53	
..	20	10	11	9	..	..	..	2	5	8	12	
..	6	2	2	5	..	..	..	1	2	4	5	
..	24	14	15	9	..	..	1	2	4	7	9	
..	1	1	6	4	..	..	..	..	1	3	14	
..	..	..	..	35	..	..	30	72	188	108	108	
..	2	2	1	3	..	..	1	1	1	2	2	
19	876	315	452	482	..	..	31	102	211	306	731	

Name of scheme	District/Area benefited	Date begun	Date of completion	Total cost	Development expenditure		External	
					Five years 51-56	Balance after 51-56	Total	
1	2	3	4	5	6	7	8	
JAMMU &								
<i>Schemes in progress</i>								
Sindh Valley Irrigation				78	63	..	..	
Land reclamation works.	Baramula & Srinagar	1949-50	1955-56	25	14	10	..	
Other Scheme-	Baramula & Anantnag	1949-50	1955-56	37	35	..	..	
<i>New irrigation schemes</i>								
Remodelling Partap Canal	Jammu	1953-54	1958-59	40	20	20	..	
Vishow Canal	Anantnag	1953-54	1955-56	25	25	..	..	
Ferozepur Nallah	B'illa	1954-55	1958-59	14	4	10	..	
Kharbatung Canal	Leh	1953-54	1956-57	12	9	3	..	
Extension of Zamugur Canal	Baramula	1953-54	1957-58	12	2	10	..	
Remodelling of Lar & Dabb Kuhl's & Sindh River).	Srinagar	1954-55	1958-59	13	4	9	..	
Mawar Canal	B'illa	1953-54	1957-58	11	6	5	..	
Doda Canal	Doda	1954-55	1957-58	10	3	7	..	
Romushi Canal	Anantnag & Srinagar	1953-54	1955-56	10	10	..	..	
Narvaw Canal	Anantnag	1954-55	1958-59	10	4	6	..	
Other schemes	Kutchua, Poonch & Srinagar	1954-55	1956-57	13	7	6	..	
				TOTAL	311	206	86	..
MADHYA								
Mola Jassaya and Bashkari dam	Guna	1952-53	1956	44	44	..	..	
Borad —	Nimar	1952-53	1956	80	80	..	..	
Minor irrigation works		..	..	215	204	..	..	
				TOTAL	339	328	..	..

V (i)—Contd.

(Rs. lakhs)

expenditure	Progress of expenditure				Area to be irrigated (ooo' acres)							On completion
	Five Years	Upto 50-51	51-50 (Actuals)	51-52 (Revised)	52-53 (Budget)	50-51	51-52	52-53	53-54	54-55	55-56	
9	10	11	12	13	14	15	16	17	18	19	20	
KASHMIR												
..	15	11	16	20	..	..	..	1	2	3	3	
..	1	1	2	3	{ 1	{ 1	{ 2	{ 4	{ 8	{ 10	{ 17 *	
..	..	..	..	..	{ ..	{ ..	{ ..	{ ..	{ ..	{ 5	{ 14 †	
..	2	2	7	7	{ ..	{ 2	{ 5	{ 9	{ 15	{ 23	{ 28	
..	..	..	..	..	{ ..	{ ..	{ 2	{ 3	{ 3	{ 3	{ 3	
..	..	..	..	..	..	..	..	..	1	4	20	
..	..	..	..	..	{ ..	{ ..	{ ..	{ ..	{ 3	{ 10	{ 25 †	
..	..	..	..	..	..	..	..	..	1	3	5	
..	..	..	..	..	..	..	..	..	..	1	7	
..	..	..	..	..	..	..	..	..	1	2	4	
..	..	..	..	..	..	..	..	..	1	1	5	
..	..	..	..	..	{ ..	{ ..	{ ..	{ ..	{ ..	{ 1	{ 2 †	
..	..	..	..	..	..	..	..	..	..	2	12	
..	..	..	..	..	..	..	..	..	1	2	6	
..	..	..	..	..	..	..	..	..	..	1	4	
..	..	..	..	..	..	..	..	..	1	3	5	
..	..	..	..	..	..	..	..	..	..	1	4	
..	..	..	..	..	{ ..	{ ..	{ ..	{ ..	{ ..	{ 1	{ 2	
..	..	..	..	..	{ ..	{ ..	{ ..	{ ..	{ ..	{ 2	{ 4 †	
..	..	..	..	..	{ ..	{ 2	{ 5	{ 9	{ 22	{ 45	{ 95 *	
..	..	..	..	..	{ ..	{ 1	{ 2	{ 4	{ 8	{ 10	{ 17 *	
..	..	..	..	..	{ ..	{ ..	{ ..	{ ..	{ ..	{ 5	{ 14 @	
..	..	..	..	..	{ ..	{ ..	{ 2	{ 3	{ 6	{ 17	{ 44 †	
..	19	14	25	30	1	1	9	16	36	77	170	

\*Reclamation.

@Protection against floods.

†Stabilization.

## BHARAT

..	..	..	..	2	..	..	..	..	..	6	13
..	..	..	..	3	..	..	..	..	..	..	34
..	11	11	32	33	..	4	19	29	54	77	106
..	11	11	32	37	..	4	19	29	54	83	152

Name of scheme	District/Area benefited	Date begun	Date of completion	Total cost	Development expenditure		External
					Five years 51-56	Balance after 51-56	Total
1	2	3	4	5	6	7	8
<b>MYSORE</b>							
Bhadra project (1st stage) . . . .	Shimoga and Chitaldurg.	1947	1955-56	2000	186	1744	25
Tunga anicut . . . . .	Shimoga . . . . .	1946	1955-56	200	149	...	...
Nugu reservoir . . . . .	Mysore . . . . .	1947	1955-56	220	190	...	11
Junigehalla tank . . . . .		1946	1955-56	21	12	...	...
Normal expenditure of Krishnarajasa- gara and allied works in Virwes- waraya canal area.		...	...	50	50	...	...
Ambligola reservoir . . . . .		1952-53	1956-57	18	16	...	...
Kariyala tank . . . . .		1952-53	1955-56	20	20	...	...
Other schemes . . . . .		...	...	178	93	...	...
<b>TOTAL . . . . .</b>				<b>2709</b>	<b>716</b>	<b>1744</b>	<b>36</b>
<b>PEPSU</b>							
Remodelling of canals . . . . .	Patiala, Sangrur, Barnala and Bhatinda	1949-50	1955-56	16	14	...	...
Others . . . . .	Kapurthala and Mohinder- garh	...	...	2	20	...	...
<b>TOTAL . . . . .</b>				<b>36</b>	<b>34</b>	<b>...</b>	<b>...</b>
<b>RAJASTHAN</b>							
Jawai project . . . . .	Jodhpur . . . . .	1946	1956	323	203	...	10
Parbati irrigation project . . . . .		1950-51	1955-56	50	50	...	...
Gudha irrigation project . . . . .		...	1955-56	34	34	...	...
Kalisill project . . . . .		1951-52	1953-54	16	16	...	...
Other projects . . . . .		...	...	8	200	403	...
<b>TOTAL . . . . .</b>				<b>1071</b>	<b>504</b>	<b>403</b>	<b>10</b>

7(i)—Contd.

(Rs. lakhs)

Expenditure	Progress of expenditure				Area to be irrigated (ooo' acres)							
	Five Years	Upto 50-51	51-50 (Actuals)	51-52 (Revised)	52-53 (Budget)	50-51	51-52	52-53	53-54	54-55	55-56	On completion
	9	10	11	12	13	14	15	16	17	18	19	20
	25	70	23	19	16	...	...	...	...	...	...	180
	...	51	15	20	25	...	...	...	...	...	10	21
	11	30	11	20	24	...	...	...	...	...	...	20
	...	8	...	2	3	...	...	...	...	1	1	2
	...	...	...	...	...	...	...	...	1	2	3	3
	...	...	...	...	2	...	...	...	...	...	...	7
	...	...	...	...	2	...	...	...	...	...	...	2
	...	86	...	...	...	...	5	7	11	14	16	13
	36	245	49	61	72	...	5	7	12	17	30	250
	...	2	2	2	3	...	...	...	...	...	...	100
	...	...	...	...	12	...	...	...	...	...	...	29
	...	2	2	3	15	...	...	...	...	...	...	129
	10	120	46	26	26	...	12	15	30	35	40	45
	...	...	...	...	...	...	...	...	...	8	10	15
	...	...	...	...	...	...	...	...	10	20	25	30
	...	...	...	2	...	...	...	...	...	7	14	14
	...	43	20	40	50	...	9	58	89	110	154	418
	10	163	65	68	75	...	11	73	129	179	243	823

Name of scheme	District/Area benefited	Date begun	Date of completion	Total cost	Development expenditure		External Total
					Five years 51-56	Balance after 51-56	
1	2	3	4	5	6	7	8
<b>SAURASHTRA</b>							
Ranghola . . . . .	Gohilwad . . . . .	1945	1952	62	28	...	3
Machhu . . . . .	Madhya Saurashtra . . . . .	1949	...	125	43	72	...
Brahmani . . . . .	Zalawad . . . . .	1949	1956	100	85	4	...
Sashoi . . . . .	Halar . . . . .	1945	1956	76	58	4	...
Ghee . . . . .	Halar . . . . .	1947	1952	23	15	...	...
Puna . . . . .	Halar . . . . .	1946	1953	16	13	...	...
Surajwadi . . . . .	Gohilwad . . . . .	1950	1952	29	16	...	...
Moj . . . . .	Madhya Saurashtra . . . . .	1941	1954	81	78	3	4
Bhimdad . . . . .	Gohilwad . . . . .	1951	1952	23	23	...	...
Malan . . . . .	Gohilwad . . . . .	1952	1955	42	38	4	3
Aji . . . . .	Madhya Saurashtra . . . . .	1951	1955	80	58	22	...
Bhogavo . . . . .	Zalawad . . . . .	1954-55	1957	50	3	47	...
Ozat . . . . .	Sorah . . . . .	1954-55	1958	90	10	81	...
Shetrunji and Bhadar . . . . .	Gohilwad and Madhya Saurashtra	...	...	300	1	290	...
Lift irrigation . . . . .		1953-54	1955-56	6	6	...	...
<b>TOTAL</b>				<b>1102</b>	<b>475</b>	<b>536</b>	<b>10</b>
<b>TRAVANCORE</b>							
Peechi . . . . .	Trichur . . . . .	1948	1952-53	173	110	...	...
Chalakudy . . . . .	Trichur . . . . .	1949	1952-53	120	98	...	...
Perunchani . . . . .	Trivandrum . . . . .	1945	1952-53	68	26	...	...
Wadakkancheri . . . . .	Trichur . . . . .	1949	1952-53	49	44	...	...
Vembanad . . . . .	Quilon . . . . .	1951	1953-54	80	80	...	7
Neyyar . . . . .	Trivandrum . . . . .	1951	1954-55	120	120	...	7
<b>TOTAL</b>				<b>610</b>	<b>478</b>	<b>...</b>	<b>14</b>
AJMER . . . . .		1951-52	1955-56	11	11	...	...
KUTCH . . . . .		1950	1955	91	91	...	...
HIMACHAL PRADESH . . . . .	Chamba, Mandi, Mahasu and Sirmur.	1952-53	1955-56	80	80	...	...

(i)—Contd.

(Rs. lakhs)

Expenditure	Progress of expenditure				Area to be irrigated (000' acres)							On completion
	Five Years	Upto 50-51	50-51 (Actuals)	51-52 (Revised)	52-53 (Budget)	50-51	51-52	52-53	53-54	54-55	55-56	
	9	10	11	12	13	14	15	16	17	18	19	20
	3	34	13	16	4	...	4	10	10	10	10	10
	...	8	3	1	10	...	...	...	...	22	22	22
	...	12	8	15	15	...	...	...	5	15	27	27
	...	14	1	...	8	...	...	...	...	...	11	11
	...	8	6	4	6	...	...	4	4	4	4	4
	...	3	1	...	4	...	...	...	1	1	1	
	...	14	14	10	2	...	...	3	3	3	3	3
	4	...	...	3	12	...	...	...	...	...	15	15
	...	...	...	10	13	...	...	3	3	3	3	3
	3	...	...	...	8	...	...	...	...	3	6	6
	...	...	...	1	10	...	...	...	...	3	6	6
	...	...	...	...	...	...	...	...	...	...	...	6
	...	...	...	...	...	...	...	...	...	...	...	6
	...	...	...	...	...	...	...	...	...	...	...	n.a.
	...	...	...	...	...	...	...	...	...	...	...	n.a.
	10	92	45	60	91	...	4	20	26	64	108	120

## DOCHIN

...	63	33	32	23	...	...	...	...	...	...	...	46
...	22	18	22	19	...	...	...	...	...	...	...	50
...	42	9	14	8	...	...	...	...	6	6	6	6
...	5	5	12	8	...	...	...	...	...	...	11	11
7	...	...	15	10	...	...	...	...	...	...	...	24
7	...	...	5	16	...	...	...	...	...	...	...	31
14	132	65	100	84	...	...	...	...	6	17	17	168
...	...	...	...	...	...	n.a.	n.a.	n.a.	n.a.	n.a.	n.a.	n.a.
...	...	...	5	32	...	...	...	12	31	38	38	38
...	...	...	...	13	...	...	...	25	50	75	75	100



Name of project	District/Area benefited	Date begun	Date of completion	Total cost
1	2	3	4	5
ASSAM				
Umtru Hydro-electric project	Gauhati and surrounding areas	1949-50	1956-57	85
BIHAR				
P. B. E. B. scheme in emergency tubewells irrigation scheme (electrical).	Patna-Barh, Bhaktiarpur, Ekargasarai, Bihta.	1949-50	1955-56	84
Dehri-Sasaram lift irrigation and electrification scheme.	Dehri-Sasaram and the neighbourhood.	1949-50	1955-56	67
Gaya electric supply scheme	Gaya & the neighbourhood	1949-50	1955-56	80
Hazaribagh electric supply scheme	Hazaribagh and the neighbourhood	1950-51	1955-56	33
Kodarma & Mica mines electrification scheme	Kodarma & neighbouring mica mines & villages.	1951-52	1955-56	46
Coal Mines area electrification scheme	Coal mines area	1951-52	After 1955-56	397
Taking over of derelict electric supply undertakings	Purulia, Sahebganj, Muzaffarpur, Monghyr and Darbhanga.	1952-53	After 1955-56	33
Girdih electric supply scheme	Girdih township and neighbourhood.	1950-51	1955-56	
Girdih-Madhupur—Jasidih electric supply	Girdih-Madhupur-Jasidih and Deogarh.	1952-53	1955-56	27
North Bihar tube-well & electrification scheme	Northern areas of Bihar State	1951-52	1955-56	177
Buxar tubewell & electrification scheme	Buxar & the neighbouring areas	1951-52	After 1955-56	47
Thermal power station scheme in North Bihar	Northern areas of Bihar State	1954-55	After 1955-56	110
			TOTAL	1120
BOMBAY				
Radhanagari Hydro-electric project	Ko-hapur city and villages between Radhanagari and Kolhapur.	1940	1953-54	207
Kolhapur emergency irrigation & city conversion scheme.	Kolhapur and neighbouring areas	1947	1953	29
Jog distribution scheme	Dandeli, Dharwar, Hubli, Gaddag, Byadgi and Ranibennur in Dharwar & Kanara districts.	1950	1953-54	213
Chola power station	Bombay, Poona, Kolaba & Thana	1951	1953	295
North Gujerat electric grid scheme	Ahmedabad, Kaira and Baroda	1947	1954-55	251
South Gujerat electric grid scheme	Surat, Rander, Navsari-Billimoria and Bulsar in Surat district.	1947	1955-56	321
Electrification of towns and villages	7 towns in Bijapur district, 6 towns in Belgaum district, 3 towns in East Khandesh district, 4 towns in Ratnagiri and 1 in Satara districts, 22 villages in Satara district and 10 villages in Bulsar district.	1947	1954-55	96
			TOTAL	1412

V (ii)  
PROJECTS

(Rs. lakhs)

Development expenditure		External expenditure		Progress of expenditure			
Five years 51-56	Balance after 55-56	Total	Five years	Upto 50-51	50-51 (Actual)	51-52 (Revised)	52-53 (Budget
6	7	8	9	10	11	12	13
83	...	46	...	2	...	...	19
61	...	27	18	23	13	18	18
54	...	12	9	13	8	6	5
64	...	12	9	16	8	16	14
28	...	7	7	5	5	4	5
45	...	15	15	1	1	2	3
150	247	133	51	...	...	...	7
18	15	...	...	...	...	...	...
18	...	...	...	1	1	1	7
27	...	9	9	...	...	...	...
171	...	101	101	6	6	46	73
27	20	18	10	...	...	2	4
46	64	14	8	...	...	...	...
709	347	348	236	64	42	95	141
85	...	17	...	145	27	26	23
17	...	...	...	11	...	2	6
213	...	94	...	...	...	24	97
267	...	152	...	29	29	96	123
161	...	54	...	93	46	41	57
230	...	95	...	90	54	49	69
70	...	23	...	28	6	18	40
1043	...	435	...	396	162	256	415

Name of project	District/Area benefited	Date begun	Date of completion	Total cost
I	2	3	4	5
<b>MADHYA PRADESH</b>				
Central Thermal Station Khaperkheda (Nagpur)	Nagpur, Chhindwara Bhandara, Wardha, Chanda, Amravati.	1945-46	1952-53	485
Distribution system . . . . .	Yeotimal, Akola & Buldana . . . . .	1950-51	1952-53	36
Pench valley scheme . . . . .		1947-48	1951-52	55
Akhola power distribution (Power station, Chandni)	Khandwa & Nepa Mills at Chandni	1947-48	1955-56	371
Gondia extension . . . . .	Gondia . . . . .	1950-51	1952-53	33
Northern Grid Jubbulpore-Katni . . . . .	Jabalpur . . . . .	1947-48	1952-53	55
Eastern Grid scheme (Raipur pilot scheme) . . . . .	Raipur and Durg . . . . .	1947-48	1953-54	84
Power station Ballarpur . . . . .	Will be inter-connected with the thermal station at Khaperkheda.	1947-48	1953-54	200
Others . . . . .		..	..	65
			<b>TOTAL .</b>	<b>1384</b>
<b>MADRAS</b>				
Moyar-Hydro-electric scheme . . . . .	} Areas covered by the Grid in the southern part of the Madras State.	1946	1952-53	464
Pykara-HIrd Stage extension ] . . . . .		1948	1953-54	489
Papanasam 2nd Stage extension . . . . .		1945	1953-54	336
Machkund Hydrel Scheme (Madras share) . . . . .	} Visakhapatnam, Godavari, Krishna, Guntur now served by Thermal Stations.	1949	1954-55	682
Machkund transmission line . . . . .		1947	1953-54	803
Madras plant extensions . . . . .	Areas covered by the Grid in the southern part of the Madras State.	1946	1956-57	1043
Nellore thermal scheme . . . . .	Nellore and the neighbouring areas	1946	1954-55	101
Madras-Mettur inter-connection . . . . .	..	1946	1952-53	218
Transmission line and distribution . . . . .	..	..	..	2393
Tungabhadra Hydrel scheme (1st Stage) . . . . .	Ceded Districts . . . . .	1951	1955-56 1st Stage	794
Aquisition of electrical undertakings . . . . .	..	1951-52	..	450
			<b>TOTAL .</b>	<b>7773</b>
<b>ORISSA</b>				
Daduma transmission scheme . . . . .	..	1949-50	1953-54	264*
Small towns and rural electrification scheme ] . . . . .	Areas close to sub-stations and main lines from Machkund and Hirakud	1949-50	1965-66	50
Others (Cuttack Thermal scheme) . . . . .	Cuttack, Bhubaneswar and Puri . . . . .	1948	1954-55	91
Daduma Hydro-electric (Joint scheme between Madras & Orissa—Orissa's share.	Rayagarh—Southern portion of Orissa mainly Koraput and Ganjam Districts.	1946	1953-54	326

\*Provisional. Scheme under revision.

V (ii)--Contd.

Rs lakhs)

Development expenditure		External expenditure		Progress of expenditure			
Five years 51-56	Balance after 55-56	Total	Five years	Upto 50-51	50-51 Actual	51-52 Revised	52-53 Budget
6	7	8	9	10	11	12	13
96	...	...	7	409	103	63	25
35	...	...	...	7	7	6	13
5	...	...	...	51	13	5	..
218	...	...	4	150	37	54	17
26	...	...	...	6	6	4	20
41	...	...	...	17	12	30	11
32	...	...	...	51	14	13	14
134	...	...	20	71	4	8	83
13	51	...	...	1	...	2	2
600	51	...	31	763	196	186	185
141	49	84	48	274	81	65	12
208	153	171	13	128	63	42	65
199	7]	102	5	130	23	32	43
432	66	108	47	184	64	87	87
455	201	292	291	147	52	159	174
771	101	125	58	171	60	67	109
41	7	23	2	53	18	9	16
95	64	51	5	59	5	20	17
1739	65	957	700	589	267	214	365
643	89	348	299	62	14	19	47
300	142	..	...	8	..	11	64
5024	944	1861	1468	1805	647	725	999
81	180	75	45	3	2	4	26
190	28	...	...	3	2	1	1
43	...	39	...	48	16	18	14
184	63	49	20	79	36	42	39

Name of project	District/Area benefited	Date begun	Date of completion	Total cost
I	2	3	4	5
<b>ORISSA</b>				
Hirakud power utilisation scheme 1st Stage.	Northern portion of Orissa	1953-54	1955-56	143
			TOTAL	874
<b>PUNJAB</b>				
Electrification of irrigation branch tubewells & Grow More Food scheme—Jagadhri tubewells scheme.	Jagadhri	1950	End of 1953	59
<b>UTTAR</b>				
Mohammadpur station	} Power will be fed into Ganga canal Grid System.	1944	1952-53	130
pathri power house		1948	1954-55	259
Sarda power house	Lucknow, Pilibhit, Shahjehanpur, Hardoi, Sitapur and adjoining distts.	1945	1954-55	674
Gorakhpur power house	Gorakhpur township neighbour- hood.	1950	1952-53	48
Ganga transmission lines	..	1949	1955	100
Sarda transmission lines	..	1945	1955	437
Eastern area power stations	Azamgarh, Ballia, Ghazipur, Gora- khpur, Basti, Deina.	1953	1958	457
<b>Kanpur electric supply administration—</b>				
(a) Under execution	Kanpur city	1948	1953-54	241
(b) New scheme	..	1955-56	1959-60	500
Small hydel schemes in hill districts	Almora, Garhwal and Tehri Garhwal	1952-53	1966-67	60
Sohawal power house	Sohawal township, Faizabad	1948	1952-53	24
			TOTAL	2930
<b>WEST</b>				
North Calcutta rural electrification scheme	Ramaghat, Santipur, Krishnagar, Beldanga and Berhampur in North Calcutta.	1946	1954	108
Appointment of power engineer	..	1946	1956	16
Mayurakshi project	Santha Paraganas in Bihar and Birbhum in West Bengal.	..	..	..
Other schemes	Talpakur, Manirampur and Barasat	..	..	9
			TOTAL	133
<b>HYDERABAD</b>				
Nizamsagar hydro-electric project	Hyderabad city and Nizamabad District.	1945	1953-54	175
Tungabhadra hydel (1st Phase Civil Works)	..	1950	1952-53	50
Ramagundam thermal	Hianamkonda, Peddapalli, Jamikunta & Karimnagar.	1946	1954	356
			TOTBL	581

V (ii)—Contd.

(Rs. lakhs)

Development expenditure		External expenditure		Progress of expenditure			
Five years	Balance after	Total	Five years	Upto	50-51	51-52	52-53
51-56	55-56			50-51	(Actual)	(Revised)	(Budget)
6	7	8	9	10	11	12	13
<i>—Contd.</i>							
64	79	55	...	...	...	...	...
391	350	218	65	133	56	65	80
38	...	...	...	21	21	18	20
<b>PRADESH</b>							
31	...	46	...	99	5	6	5
231	...	111	...	28	21	60	56
343	10	35	...	321	89	91	110
16	...	...	...	32	13	12	1
76	4	80	...	20	13	22	29
322	20	400	...	95	39	46	52
166	291	345	...	...	...	...	20
147	6	110	...	88	26	31	80
50	450	200	...	...	...	...	...
20	40	45	...	...	...	...	..
8	...	14	...	16	4	1	41
1410	821	1386	...	699	210	269	358
<b>BENGAL</b>							
61	..	30	..	47	18	20	30
10	..	..	..	6	1	2	2
..	..	..	..	..	..	..	..
5	..	..	..	4	2	3	1
76	..	30	..	57	21	25	33
59	..	100	43	116	38	30	20
48	..	6	4	2	2	3	17
214	..	121	55	142	..	25	42
321	..	227	102	260	40	58	79

Name of Project	District/Area benefited	Date begun	Date of completion	Total cost
I	2	3	4	5
<b>JAMMU &amp;</b>				
Sindh Hydro-electric project (1st Stage)	Jammu & Kashmir	1947-48	1953-54	103
Transmission line to Jammu from Jogindarnagar	Jammu	1950-51	1953-54	28
Transmission & distribution to Kandi area	Kandi area	1953-54	...	37
Other schemes	Jammu, Anantnag, Bi & Bihera Maltan & Awantipore.	1953-54	1955-56	18
			TOTAL	186
<b>MADHYA</b>				
Central Power House at Indore. Installation of a a 3000 K. W. reconditioned plant at Indore H. T. line from Indore and remodelling of lines at Ujjain.	Indore City	1948	1954	176
Extension of power plant and remodelling of mains at Gwalior.	Gwalior city	1949	1955	55
Rural electrification	.....	...	1955	17
Others	.....	...	1955	26
			TOTAL	274
<b>MYSORE</b>				
Normal capital works	.....	1951-52	1955-56	320
Mahatma Gandhi Hydro-electric works	.....	1940	1953-54	833
Frequency conversion	.....	1951-52	1955-56	30
Shimsha extension	.....	1951-52	1957-58	320
Extension of transmission lines	Mysore	1951-52	1955-56	163
Installation of step down station	State	1951-52	1955-56	116
Distribution—Power supply to towns and villages	.....	1951-52	1955-56	202
Power supply to irrigation pumps	.....	1952-53	1955-56	40
Lakkavalli scheme	.....	See under irrigation projects		
Others (Survey of projects)	.....	...	...	3
			TOTAL	2027
<b>PEPSU</b>				
Electrification of Pepsu towns	.....	1951	1956	200
<b>RAJASTHAN</b>				
Power projects	Jaipur, Bikaner and Jodhpur city	...	...	53
<b>SAURASHTRA</b>				
Establishment of thermal stations (Grid scheme)	Junagadh, Up'eta, Manavadar, Vanthali Keshad, Mongral, Veral val and the surrounding rural places. Also Bhavanagar, Vartee, Sihor, Chitra, Naviknodigar.	1951-52	1956	262

V (ii)—Contd.

(Rs. lakhs)

Development expenditure		External Expenditure		Progress of expenditure			
Five Years 51-56	Balance after 55-56	Total	Five Years	Upto 50-51	50-51 (Actual)	51-52 (Revised)	52-53 (Budget)
6	7	8	9	10	11	12	13
<b>KASHMIR</b>							
93	..	..	..	10	9	13	18
26	..	..	..	2	2	5	7
18	19	..	..	..	..	..	..
18	..	..	..	..	..	..	..
155	19	..	..	12	11	18	25
<b>BHARAT</b>							
141	..	85	79	35	22	33	67
48	..	9	9	7	3	7	31
17	..	..	..	..	..	1	6
22	..	..	..	4	5	7	7
228	..	94	88	46	30	48	111
320	..	100	100	..	72	31	38
83	..	230	10	690	16	35	23
30	..	30	10	..	4	5	10
311	9	200	200	..	..	..	..
163	..	70	70	..	39	21	35
116	..	80	80	..	9	19	71
202	..	..	5	..	37	29	31
40	..	3	3	..	15	50	20
..	..	..	..	..	..	..	..
3	..	..	..	..	..	1	2
1268	9	713	478	690	192	191	230
30	170	33	5	..	..	5	..
41	..	..	..	..	12	30	11
213	49	230	148	..	..	..	30



## STATEMENT

Name of project	District/Area benefited	Date begun	Date of completion	Total cost
1	2	3	4	5
<b>TRAVANCORE-</b>				
Pallivasal 2nd Stage . . . . .	...	...	1953-54 .	230
Sengulam Hydro-electric project . . . . .	...	...	1953-54 .	325
Poringalkuthu left bank . . . . .	...	...	1954-55 .	260
Transmission and distribution . . . . .	...	...	...	955
			<b>TOTAL .</b>	<b>1770</b>
<b>BHOPAL</b>				
<i>Part 'C' States</i>				
Electric power extension scheme . . . . .	Bhopa . . . . .	...	...	28
<b>COORG</b>				
Bulk purchase of power from Mysore . . . . .	Coorg . . . . .	...	...	35
<b>KUTCH</b>				
Acquisition of electricity undertakings . . . . .	Kutch . . . . .	...	...	11
Rural electrification . . . . .	...	...	...	12
			<b>TOTAL .</b>	<b>23</b>
<b>TRIPURA</b>				
Nationalisation of electric supply co. Agartala . . . . .	Agartala . . . . .	Not yet .	1955 .	7
<b>VINDHYA</b>				
Power project . . . . .	Rewa, Satna, Ponna, Chattiarpur Datia and Tikamgarh.	Do. .	1956	51
<b>HIMACHAL</b>				
Installation of Hydel plants in Mandi, Chamba, Mahasu, and extension of electricity from Mandi to Sundarnagar.	Mandi, Chamba Mahasu . . . . .	...	...	13
<b>MANIPUR</b>				
Hydro-electric scheme . . . . .	...	...	...	12
			<b>TOTAL</b>	<b>169</b>

V (ii)—Contd.

(Rs. lakhs)

Development expenditure		External expenditure		Progress of expenditure			
Five Years 51-56	Balance after 55-56	Total	Five Years	Upto 50-51	50-51 (Actual)	51-52 (Revised)	52-53 (Budget)
6	7	8	9	10	11	12	13
<b>COCHIN</b>							
160	..	25	15	70	21	40	52
185	..	114	60	140	55	63	63
135	..	113	69	125	25	54	42
555	..	266	266	400	34	80	120
1035	..	518	410	735	135	237	277
28	..	..	..	..	..	..	5
35	..	..	..	..	..	..	..
11	..	..	..	..	..	..	11
12	..	..	..	..	..	..	..
23	..	..	..	..	..	..	11
7	..	..	7	..	..	..	6
<b>PRADESH</b>							
51	..	..	..	..	..	..	8
<b>PRADESH</b>							
13	..	..	..	..	..	..	2
12	..	..	..	..	..	..	2
169	..	..	7	..	..	..	34

## STATEMENT

Benefits of

Name of project	Date of completion	Installed Capacity (Additions to existing plants and/or new plants)						On completion
		1951-52	1952-53	1953-54	1954-55	1955-56		
I	2	3	4	5	6	7	8	
<b>ASSAM</b>								
Umtru Hydro-electric system . . .	1956-57 . . .	...	...	...	...	5	7	
<b>BIHAR</b>								
P.B.B.E.B. emergency tubewell scheme	1955-56 . . .	Power purchased from Patna Electric Supply Coy. Ltd.						
Dehri Sasram lift irrigation & electrification.	1955-56 . . .	Power purchased from the Rohtas Industries Ltd., Dalmianagar						
Gaya electric supply scheme . . .	1952-53 . . .	..	I	I	I	I	I	
Hazaribahgh electric supply scheme .	1955-56 . . .	Power purchased from the D.V.C.						
Kodama mica mines electrification scheme.	1955-56 . . .	Power purchased from D.V.C.						
Coal mines area electrification scheme.	. . .	Power purchased from D.V.C.						
Taking over of derelict electric supply undertakings.	1954-55 . . .	...	...	...	I	I	I	
Giridih electric supply scheme . . .	1955-56 . . .	Power purchased from Biniadih Rly. Power House						
Giridih-Madhapur-Jaisdih electric supply scheme.	1955-56 . . .	Power purchased from Biniadih Rly. Power House						
North Bihar tubewell & electrification scheme.	1954-55 . . .	I	2	3	4	4	4	
Buxar tube-well electrification scheme	1952-53 . . .	...	I	I	I	I	I	
Thermal power station scheme in North Bihar.	1955-56 . . .	...	...	...	2	4	4	
	<b>TOTAL . . .</b>	<b>I</b>	<b>4</b>	<b>5</b>	<b>9</b>	<b>11</b>	<b>11</b>	
<b>BOMBAY</b>								
Radhanagiri Hydro-electric works . .	1952-53 . . .	2	5	5	5	5	5	
Jog distribution scheme . . . . .	..	...	...	...	...	...	...	
Chola power station . . . . .	1953-54 . . .	...	...	45	54	54	54	
North Gujarat electric grid scheme .	...	...	...	...	...	...	...	
South Gujarat electric grid scheme .	1955-56 . . .	...	15	15	15	22	22	
Electrification of 21 towns and 32 villages under nursery scheme.	1956-57 . . .	...	I	2	2	2	3	
	<b>TOTAL . . .</b>	<b>2</b>	<b>21</b>	<b>67</b>	<b>76</b>	<b>83</b>	<b>84</b>	

V (iii)  
State Power Schemes

(Power in thousand Kilowatt)

FIRM POWER*						ANTICIPATED LOAD					
1951-52	1952-53	1953-54	1954-55	1955-56	On completion	1951-52	1952-53	1953-54	1954-55	1955-56	On completion
9	10	11	12	13	14	15	16	17	18	19	20
..	..	..	..	5	7	..	..	..	..	2	4
..	..	..	..	..	..	1	2	2	2	3	3
..	..	..	..	..	..	1	1	1	2	2	2
2	2	2	2	2	2	1	1	3	3	3	3
..	..	..	..	..	..	..	..	1	1	1	1
..	..	..	..	..	..	..	1	1	2	3	3
..	..	..	..	..	..	..	1	2	4	7	7
..	..	..	1	1	1	..	..	..	..	1	1
..	..	..	..	..	..	..	..	..	1	1	1
..	..	..	..	..	..	..	1	1	1	1	1
1	1	2	3	3	3	..	1	2	2	3	3
..	..	..	..	..	..	..	..	..	..	1	1
..	..	..	1	3	3	..	..	..	1	3	3
3	3	4	7	9	9	3	8	13	19	29	29
1	3	5	5	5	5	..	1	2	2	3	3
..	..	..	..	..	..	..	..	7	9	11	11
..	..	337	343	343	343	..	282	332	338	370	370
..	..	..	..	..	..	8	15	18	18	18	18
..	8	8	8	15	15	..	4	8	13	14	14
1	1	2	2	2	3	..	..	1	1	1	1
2	12	352	358	358	359	8	302	368	381	417	417

\*In the case of projects whose power is fed into an existing power system, the firm power of the entire power system has been indicated with the corresponding anticipated load on the system as a whole. Load surveys have been carried out by the Central Water & Power Commission for the multi-purpose projects but in the case of the State power projects, the anticipated load figures are as furnished by the respective State governments.

## STATEMENT

Name of project	Date of completion	Installed Capacity (Additions to existing plants and/or new plants)						On completion
		1951-52	1952-53	1953-54	1954-55	1955-56		
1	2	3	4	5	6	7	8	
MADHYA								
Central thermal station, Kaperkheda (Nagpur).	1952-53	20	30	30	30	30	30	
Power station at Ballarpur	1953-54	...	...	22	22	22	22	
Akhola power distribution (Power Station at Chandni).	1952-53	...	17	17	17	17	17	
Northern Grid Jubbalpur-Katni	...	Power to be purchased from Jabbalpur Electric Supply Company.						
Raipur pilot station	1951-52	4	4	4	4	4	4	
	TOTAL	24	51	73	73	73	73	
MADRAS								
Moyar Hydro-Electric scheme	1952-53	...	36	36	36	36	36	
Pykara IIIrd stage extension	1953-54	...	...	28	28	28	28	
Papanasam 2nd stage extension	1953-54	7	7	17	17	17	17	
Madras plant extension.	...	...	15	30	30	30	60	
Nellore thermal scheme	1954-55	...	...	...	3	3	3	
Tunga-Bhadra Hydrel scheme I stage.	1955-56	...	...	...	...	30	60	
Machkund Hydrel scheme	1954-55	...	...	52	52	52	103	
	TOTAL	7	58	163	166	196	307	
ORISSA								
Machkund Hydrel scheme	1963-64	Orissa's share will be						
Hirakud Hydro-Electric scheme		The figures are shown						
Cuttack thermal scheme	1954-55	3	5	5	6	6	6	
Small town & rural electrification scheme.	1965-66	1	2	2	2	2	2	
	TOTAL	4	7		8	8	8	
PUNJAB								
Power benefits will be from Nangal Project								
UTTAR								
Mohammadpur station	1952-53	3	6	9	9	9	9	
Pathri power station	1955-56	...	...	...	19	19	19	
*Gorakhpur power house (Diesel)	1952-53	2	3	3	3	3	3	
Sarda Power house (Khatima power station).	1954-55	...	...	...	41	41	41	
Eastern Area power stations. (Mau Steam station).	1956-57	...	...	...	4	10	10	
Gorakhpur steam station	1956-57	...	...	...	3	10	10	
Kanpur electric supply administration	1959-60	...	15	15	15	15	30	
Small schemes in hills districts	1954-55	...	...	...	...	...	...	
Sohawal power station	1952-53	2	2	2	2	2	2	
	TOTAL	7	26	29	96	109	124	

\*Gorakhpur diesel station will be abandoned when Eastern area Power stations come up in 1955-56.

FIRM POWER						ANTICIPATED LOAD					
1951-52	1952-53	1953-54	1954-55	1955-56	On completion	1951-52	1952-53	1953-54	1954-55	1955-56	On completion
9	10	11	12	13	14	15	16	17	18	19	20
PRADESH											
{ 10 ..	{ 20 12	35 12	{ 35 12	{ 35 12	{ 35 12	{ 12 ..	{ 20 2	{ 28 10	{ 35 11	{ 40 12	{ 40 12
5	5	5	5	5	5	..	3	3	4	4	4
..	..	..	..	..	..	..	..	..	..	..	..
2	2	2	2	2	2	1	1	1	1	2	2
17	39	54	54	54	54	13	26	42	51	58	58
{ 93	{ 135	{ 185	{ 185	{ 185	{ 215	{ 146	{ 157	{ 169	{ 185	{ 197	{ 197
5	5	5	8	8	8	1	5	5	6	6	6
..	..	..	..	29	29	..	..	..	..	13	13
..	..	36	36	36	72	..	..	21	26	26	26
98	140	226	229	258	324	147	162	195	217	242	242
30% of Machkund Power.								3	4	9	18
against Hirakud Dam Project.								..	..	..	..
2	3	3	4	4	4	1	3	4	4	4	4
1	2	2	1	1	1	1	1	1	1	1	1
3	5	5	5	5	5	2	4	8	9	14	2
which has been shown under multipurpose projects.											
PRADESH											
{ 33 1	{ 40 1	{ 48 1	{ 67 1	{ 67 1	{ 67 1	{ 38 1	{ 42 1	{ 47 1	{ 55 1	{ 65 1	{ 65 1
..	..	..	23	23	23	..	..	..	15	23	23
..	..	..	2	8	8	..	..	..	1	3	6
..	..	..	2	8	8	..	..	..	1	3	6
37	49	49	49	49	60	36	40	45	47	49	60
..	..	..	..	..	..	..	..	..	..	..	..
1	1	1	1	1	2	1	1	2	2	2	2
72	91	99	155	157	169	76	84	95	122	146	162

Name of project	Date of completion	Installed Capacity						On completion
		(Additions to existing plants and/or new plants)						
		1951-52	1952-53	1953-54	1954-55	1955-56		
1	2	3	4	5	6	7	8	
<b>WEST</b>								
North Calcutta Electric scheme	...	...	...	...	...	...	...	
Extension of Barrackpore Electric supply to Talpukur and Manirampur area.	...	...	...	...	...	...	...	
Extension of Barrackpore electric supply to Barasat.	...	...	...	...	...	...	...	
Mayurakshi scheme	1954-55	...	...	...	...	4	4	
	TOTAL	...	...	...	...	4	4	
<b>HYDERABAD</b>								
Nizam Sagar Hydro-Electric scheme	1953-54	...	...	15	15	15	15	
Ramagundam Thermal power scheme	1953-54	...	...	38	38	38	38	
	TOTAL	...	...	53	53	53	53	
<b>JAMMU &amp;</b>								
Sindh Hydro-electric project (1st Stage)	1953-54	...	...	...	6	6	6	
Power supply from Jogindernagar (Punjab) to Jammu.	1953-54	...	...	...	...	...	...	
Other schemes (Power station at Udhampur-*).	1955-56	...	...	...	...	1	1	
	TOTAL	...	...	...	6	7	7	
*Installed capacity is 400 kw but has been rounded off to the nearest thousand.								
<b>MADHYA</b>								
Central power house at Indore	1953-54	...	3	10	10	10	13	
Power plant extension at Gwalior	1952-53	...	...	3	3	3	3	
Rural electrification	1955-56	...	...	...	1	1	1	
Others	1953-54	1	1	1	1	1	1	
	TOTAL	1	4	14	15	15	18	
<b>MYSORE</b>								
Shimsha	1956-57	...	...	...	...	...	34	
M.G.H.E. scheme at Jog	1953-54	...	36	72	72	72	72	
Lakkavali scheme	...	...	...	...	...	...	14	
	TOTAL	...	36	72	72	72	120	

V (iii)—Contd.

(Power in thousand kilowatts)

Firm Power						Anticipated Load					
1951-52	1952-53	1953-54	1954-55	1955-56	On completion	1951-52	1952-53	1953-54	1954-55	1955-56	On completion
9	10	11	12	13	14	15	16	17	18	19	20
<b>BENGAL</b>											
..	..	..	..	..	..	1	2	8	10	13	20
..	..	..	..	..	..	..	..	..	..	..	..
..	..	..	..	..	..	..	..	..	..	..	1
..	..	..	..	2	2	..	..	..	..	1	3
..	..	..	..	2	2	1	2	8	10	14	24
..	..	20	20	20	20	..	..	15	17	18	18
..	..	25	25	25	25	..	..	8	10	12	15
..	..	45	45	45	45	..	..	23	27	30	33
<b>KASHMIR</b>											
..	..	..	6	6	6	..	..	..	4	6	6
..	..	2	2	3	3	..	..	2	2	3	3
..	..	..	..	1	1	..	..	..	..	..	..
..	..	2	8	10	10	..	..	2	6	9	9
<b>BHARAT</b>											
2	4	13	13	13	13	2	3	13	13	13	13
1	3	3	3	3	3	1	2	2	3	3	3
..	..	..	1	1	1	..	..	..	..	..	1
..	1	1	1	1	1	..	1	1	1	1	1
3	7	17	18	18	18	3	6	16	17	17	18
{ 88	88	142	142	142	176	139	149	184	243	282	282
88	88	142	142	142	176	139	149	184	243	282	282



Name of project	Date of completion	Installed Capacity (Additions to existing plants and/or new plants)						On completion
		1951-52	1952-53	1953-54	1954-55	1955-56		
I	2	3	4	5	6	7	8	
<b>RAJASTHAN</b>								
Jaipur scheme . . . . .	1952-53 . . . . .	3	8	8	8	8	8	
Bikaner scheme . . . . .	1952-53 . . . . .	...	2	2	2	2	2	
Jodhpur scheme . . . . .	1951-52 . . . . .	1	1	1	1	1	1	
	<b>TOTAL . . . . .</b>	<b>4</b>	<b>11</b>	<b>11</b>	<b>11</b>	<b>11</b>	<b>11</b>	
<b>SAURASHTRA</b>								
Grid scheme-sorath and Gohiwad divisions.	1955-56 . . . . .	...	...	3	9	12	12	
<b>TRAVANCORE</b>								
Pallivasal (II stage) . . . . .	1953-54 . . . . .	7	9	9	9	9	9	
Sengulam H.E. project . . . . .	1953-54 . . . . .	...	12	48	48	48	48	
Poringalkuthu project . . . . .	1954-55 . . . . .	...	...	16	24	24	24	
	<b>TOTAL . . . . .</b>	<b>7</b>	<b>21</b>	<b>73</b>	<b>81</b>	<b>81</b>	<b>81</b>	
<b>PART 'C</b>								
Vindhya Pradesh . . . . .	1954-55 . . . . .	...	...	...	3	3	3	
Himachal Pradesh . . . . .	1955-56 . . . . .	...	...	...	1	1	1	
	<b>TOTAL . . . . .</b>	<b>...</b>	<b>...</b>	<b>...</b>	<b>4</b>	<b>4</b>	<b>4</b>	

NOTE :—(i) Additional power benefits from the following projects in the Public Sector

1. Delhi State Electricity Board . . . . .
2. Central Railway Power Station at Kalyan . . . . .
3. Faridabad . . . . .

(ii) Besides the above installation coming under Public Sector, private

1. Calcutta Electric Supply Corporation (Mulajore Station) . . . . .
2. Ahmedabad Electric Co
  - Sabarmati 'B' . . . . .
  - Sabarmati 'C' . . . . .
3. Tata Power Co. Ltd.
  - Bhira . . . . .
  - Trombay . . . . .
4. Lucknow Power Station . . . . .
5. Jubbulpur Power Station . . . . .
6. Bhavnagar Power Station . . . . .

**TOTAL . . . . .**

V (iii)—Contd.

(Power in thousand kilowatts)

Firm Power						Anticipated Load					
1951-52	1952-53	1953-54	1954-55	1955-56	On completion	1951-52	1952-53	1953-54	1954-55	1955-56	On completion
9	10	11	12	13	14	15	16	17	18	19	20
4	9	9	9	9	9	4	5	6	7	7	7
2	5	5	5	5	5	2	4	4	4	4	5
3	2	2	2	2	2	2	2	2	2	3	3
9	16	16	16	16	16	8	11	12	13	14	15
..	..	3	6	9	9	..	..	3	7	8	8
COCHIN											
17	29	66	66	66	66	29	40	70	85	85	85
17	29	66	66	66	66	29	40	70	85	85	85
STATES											
1	1	1	2	2	3	1	1	1	1	1	2
..	..	..	1	1	1	..	..	..	..	1	1
1	1	1	3	3	4	1	1	1	1	2	3

fall in the period of five year plan.

. . . . . 20,000 kw

. . . . . 24,000 kw

. . . . . 6,000 kw

utility companies are expected to add the following capacities in the period 1951-52 to 1955-56 :

. . . . . 30,000 kw

. . . . . 15,000 kw

. . . . . 45,000 kw

. . . . . 22,000 kw

. . . . . 50,000 kw

. . . . . 4,000 kw

. . . . . 8,000 kw

. . . . . 2,000 kw

. . . . . 176,000 kw