

**Boards of Secondary
and Senior Secondary/
Intermediate
Education in India**

**Results of
High School and
Higher Secondary
Examinations**

2008



**GOVERNMENT OF INDIA
MINISTRY OF HUMAN RESOURCE DEVELOPMENT
DEPARTMENT OF HIGHER EDUCATION
BUREAU OF PLANNING, MONITORING & STATISTICS
STATISTICS DIVISION
NEW DELHI
2010**

**RESULTS OF
HIGH AND HIGHER SECONDARY
SCHOOLS/INTERMEDIATE
EXAMINATION
2008**

NUEPA DC

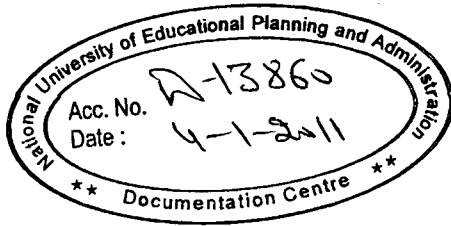


D13860



सत्यमेव जयते

**Government of India
Ministry of Human Resource Development
Department of Higher Education
Bureau of Planning, Monitoring & Statistics
Statistics Division
2010**



Project Staff

Chander Kant

Joint Director

Ruchika Gupta

Deputy Director

Dr. Vinit Kumar

Assistant Director

Kailash Chand
Rathore

Assistant Director

Anita Meena

Assistant

अंशु वैश्य
सचिव
ANSHU VAISH
SECRETARY



भारत सरकार
मानव संसाधन विकास मंत्रालय
स्कूल शिक्षा और साक्षरता विभाग
नई दिल्ली - 110 115
Government of India
Ministry of Human Resource Development
Department of School Education & Literacy
124 'C' Wing, Shastri Bhavan, New Delhi - 110 115
Tel. : 23382587, 23381104 Fax : 23387859
E-mail : secy.sel@nic.in

FOREWORD

As the nodal agency for collection, compilation and dissemination of educational statistics in the country, the Ministry of Human Resource Development consolidates and disseminates information on the quantitative and qualitative aspects of education to meet the needs of educational planning, policy making and evaluation. The Planning, Monitoring and Statistics Bureau in the Ministry brings out various annual statistical publications. Of these, 'Results of High School and Higher Secondary Examinations' is among the most important and useful for organizations, educational planners and research scholars.


I deeply appreciate the efforts of the officers and staff of the Statistics Bureau for their continued and systematic efforts to collect, collate and analyse enormous data from all Boards of Examinations, National Institute of Open Schooling, State Open Schools etc. I also congratulate them for having presented this document in an attractive and reader friendly format.

My thanks to all the Boards of Examinations, NIOS, State Open Schools and all other data-providers for their co-operation without which this Ministry would not have been able to bring out the present publication.

I am confident that this publication will serve as a reference for policy makers, planners, administrators, researchers, teachers and all those concerned with and interested in school education in India, at the national level as well as in the States.

(Anshu Vaish)

New Delhi.
05.02.2010.



PREFACE

Examination is an important tool of assessing the progress made by students in their academic journey. Analyzing examination results statistically is a must as it helps to understand the academic input by the teachers and the quantum of its receptivity by the students. It is also useful in order to estimate the availability of manpower, its proper planning and for assessing the demand for higher education in the country as well as catering to the needs of different organizations, educational planners and research scholars. Hence, the Ministry of Human Resource Development lays great emphasis in analyzing the board examination results.

This publication contains important statistics of examination results of the High School, Higher Secondary and Intermediate/Pre-University Examinations conducted by the various Boards in the country for Secondary, Higher Secondary and Pre-University education. I take this opportunity to place on record the co-operation received from the offices of State and Central Boards of Secondary, Higher Secondary and Intermediate/Pre-University Education, NIOS, State Open Schools who have supplied the required data in time for bringing out this publication. I also express my appreciation of the work done by the Project Staff of the Statistics Bureau in bringing out this publication.

It is our constant endeavour to improve the coverage in this publication as well as its presentation based on the feedback from its users. Further suggestions, if any, for improving the publication are always welcome and may be sent to this Department.



Dr. Vijay P. Goel
Deputy Director General
Ministry of Human Resource Development

New Delhi
Dated: 05.02.2010

CONTENTS

Introduction	i-ii
Analysis of Result of Secondary and Higher Secondary/ Intermediate Examination	iii- xv

Tables:

Section 1: Results of High School Examinations 2008

Table 1	Annual Examination-Regular Students	1
Table 2	Supplementary Examination- Regular Students	3
Table 3	Annual & Supplementary- Regular Students	5
Table 4	Annual Examination-Private Students	7
Table 5	Supplementary Examination-Private Students	9
Table 6	Annual & Supplementary -Private Students	11
Table 7	Annual Examination-Regular & Private Students	13
Table 8	Supplementary Examination-Regular & Private Students	15
Table 9	Annual & Supplementary -Regular & Private Students	17
Table 10	Annual Examination- Regular SC Students	19
Table 11	Supplementary Examination-Regular SC Students	21
Table 12	Annual & Supplementary -Regular SC Students	23
Table 13	Annual Examination-Private SC Students	25
Table 14	Supplementary Examination-Private SC Students	27
Table 15	Annual & Supplementary-Private SC Students	29
Table 16	Annual Examination-Regular & Private SC Students	31
Table 17	Supplementary Examination-Regular & Private SC Students	33
Table 18	Annual & Supplementary-Regular & Private SC Students	35
Table 19	Annual Examination-Regular ST Students	37
Table 20	Supplementary Examination-Regular ST Students	39
Table 21	Annual & Supplementary-Regular ST Students	41
Table 22	Annual Examination-Private ST Students	43
Table 23	Supplementary Examination-Private ST Students	45
Table 24	Annual & Supplementary-Private ST Students	47
Table 25	Annual Examination-Regular & Private ST Students	49
Table 26	Supplementary Examination-Regular & Private ST Students	51
Table 27	Annual & Supplementary-Regular & Private ST Students	53

Table 28	Annual & Supplementary (Percentage-Wise)	55
Table 29	Open Schooling	57

Section 2: Results of Higher Secondary Examinations 2008

Table 1	Annual Examination-Regular Students	58
Table 2	Supplementary Examination- Regular Students	60
Table 3	Annual & Supplementary- Regular Students	62
Table 4	Annual Examination-Private Students	64
Table 5	Supplementary Examination-Private Students	66
Table 6	Annual & Supplementary -Private Students	68
Table 7	Annual Examination-Regular & Private Students	70
Table 8	Supplementary Examination-Regular & Private Students	72
Table 9	Annual & Supplementary -Regular & Private Students	74
Table 10	Annual Examination- Regular SC Students	76
Table 11	Supplementary Examination-Regular SC Students	78
Table 12	Annual & Supplementary -Regular SC Students	80
Table 13	Annual Examination-Private SC Students	82
Table 14	Supplementary Examination-Private SC Students	84
Table 15	Annual & Supplementary-Private SC Students	86
Table 16	Annual Examination-Regular & Private SC Students	88
Table 17	Supplementary Examination-Regular & Private SC Students	90
Table 18	Annual & Supplementary-Regular & Private SC Students	92
Table 19	Annual Examination-Regular ST Students	94
Table 20	Supplementary Examination-Regular ST Students	96
Table 21	Annual & Supplementary-Regular ST Students	98
Table 22	Annual Examination-Private ST Students	100
Table 23	Supplementary Examination-Private ST Students	102
Table 24	Annual & Supplementary-Private ST Students	104
Table 25	Annual Examination-Regular & Private ST Students	106
Table 26	Supplementary Examination-Regular & Private ST Students	108
Table 27	Annual & Supplementary-Regular & Private ST Students	110
Table 28	Annual & Supplementary (Percentage-Wise)	112
Table 29	Open Schooling	114

Section 1:

Results of High School Examination 2008

INTRODUCTION

One of the major functions of the Boards of School Education is to conduct external examination at the end of class X and XII. These results have assumed high importance for enabling students to enter job market as well as for pursuing higher education. The result at the end of class XII is all the more significant as this leads students to enter tertiary level of education, including academic and professional courses of the university level.

It is of vital importance to know the performance of the product of secondary and senior education at these two crucial stages of their educational career for proper educational planning.

The need to analyse external examination results and to communicate them to the students and teachers was felt with a view to improve their performance. It is difficult to judge the efficiency of the educational system, unless examination results are properly and systematically analysed.

The results of Secondary and Higher Secondary/Intermediate examination has been analysed in this publication in respect of those Boards who have been recognised by Council of Boards of School Education (COBSE). The data contained in this publication have been collected from these Boards in the country.

There are two separate boards for conducting Secondary and Higher Secondary level examination in Andhra Pradesh, Assam, Bihar, Karnataka, Manipur, Orissa and West Bengal. Among all the boards in the country, Uttar Pradesh (U.P.) High School and Intermediate Education Board is the largest Board as far as number of candidates appearing every year is concerned. The second largest board is the Maharashtra State Board of Secondary and Higher Secondary Education followed by the Andhra Pradesh (A.P.) Board of Secondary and Hr. secondary Education. The smallest Board in the country is the Mizoram Board of School Education.

The following Boards conduct Intermediate/Pre-Degree examination at higher secondary level:

1. Board of Intermediate Education, Andhra Pradesh
2. Bihar Intermediate Education Council
3. Board of Pre-University Education, Karnataka
4. U.P. Board of High School and Intermediate Education.
5. Uttaranchal Shiksha evem Pariksha Parishad.

There are three open Boards namely, National Institute of Open schooling, New Delhi, M.P. Open School, and Rabindra Mukta Vidyalaya, West Bengal. These Boards conduct examination for both Secondary and Higher Secondary examinations. Examination is conducted twice in a year during the month of March-May and September- November. In Open Schools, system of examination is different from other State and Central Boards. They provide a flexible scheme of examination by giving an opportunity to appear in one, two or more subjects and credits are accumulated till the certification criteria is fulfilled. A candidate can avail as many as nine chances to appear in public examinations spread over a period of five years unlike a time span of one year for other boards. . There is no bifurcation of regular and private students and also no need of supplementary examination. It is, therefore, difficult to compare the results of open school system with that of other State/ Central Boards. However, in the present publication, total number of appearing/ passed students in open board has been presented by adding the number of students appeared/passed in March-May as well as in September-November. The pass percentage of open school system seems to be on lower side in the publication. The reason is that number of appearing students includes all the students appearing in the exam whether for one or two or more subjects while number of passed students includes only those students who get certification i.e. passed all the 5 subjects. Keeping the above points in view, a Table 29 showing the number of students appeared and passed in 2008 have been created separately for Secondary and Higher Secondary.

Among Open School Boards, National Institute of Open Schooling (NIOS) is the largest Board as far as number of candidates appearing every year is concerned and Rabindra Mukta Vidyalaya, West Bengal is the smallest board.

Various tables contained in this publication give the sex-wise detailed information in respect of number of candidates who appeared and passed along with the pass percentage. The information regarding number of candidates who appeared and passed as regular and private students from various boards has also been given. Information on Scheduled Castes and Scheduled Tribe candidates who appeared and passed in these examinations has also been given in this publication separately wherever available.

Analysis of Results of High School and Higher Secondary/Intermediate/Pre-Degree Examination 2008

(a) Secondary/High School Examination - 2008 [≡]

1. During the year 2008, as many as 145.22 lakh students appeared in the Secondary/High School Examination (Annual and Supplementary) out of which 99.22 lakh students passed, i.e. the pass percentage was 68.33. About 13.55 lakh students appeared in the supplementary Examination of Secondary/High School and 6.05 lakh students passed i.e. the pass percentage was 44.65%.

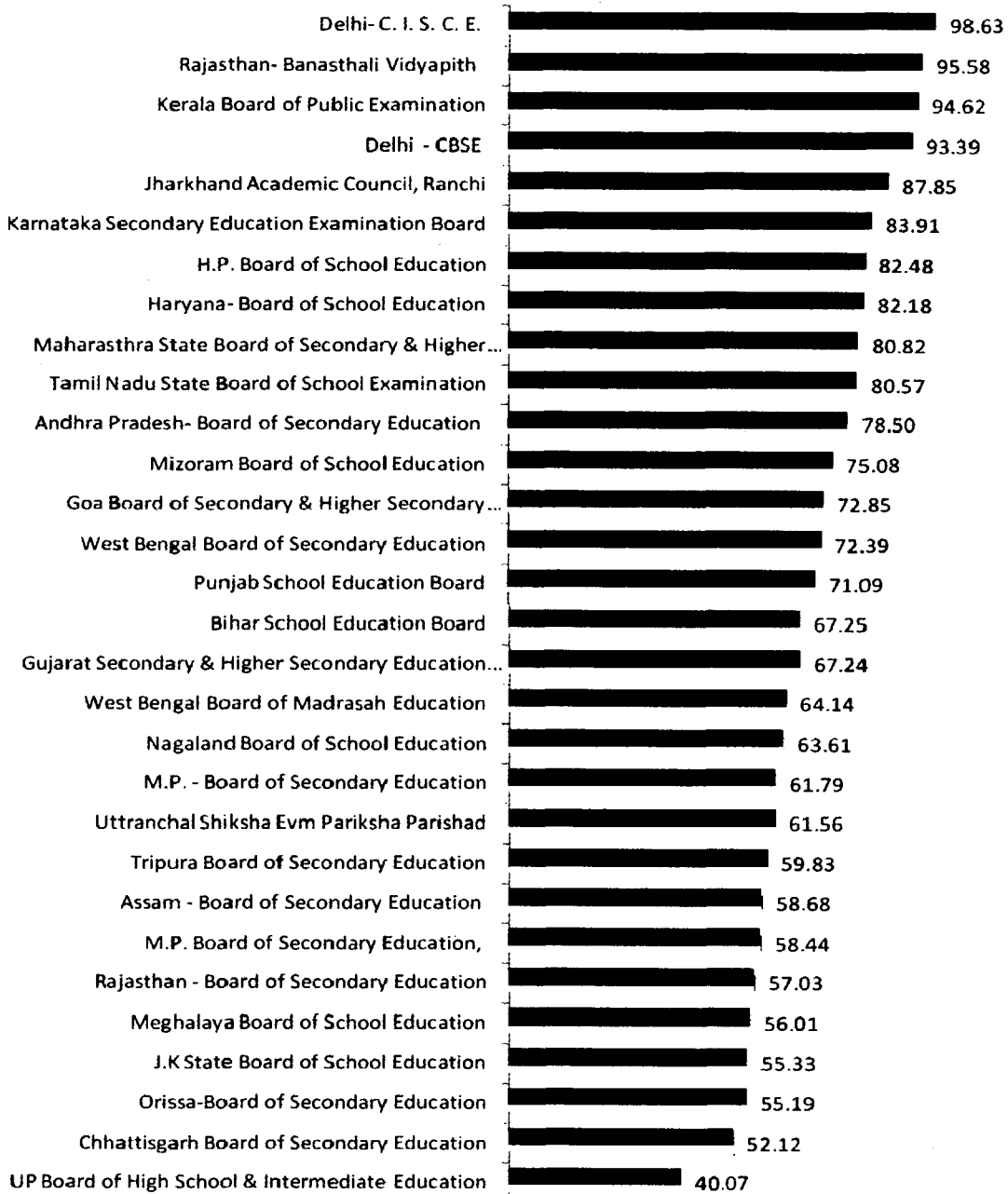
2. Table-9 (Graph I) shows the results of the Secondary/High School (Annual and Supplementary) Examination of various Boards in 2008. The National Average of passed candidates was 68.33% (66.02% for boys and 71.34% for girls). Among all the Boards, the pass percentage was the highest viz. 98.63% (98.27% for boys and 99.09% for girls) in case of Council for ISCE followed by Banasthali Vidyapeeth, Rajasthan 95.58(100% for boys and 95.03 for girls), Kerala 94.62% (93.11% for Boys and 96.12% for girls), CBSE 93.63%, (92.85% for Boys and 94.14% for girls) and Jharkhand 87.85% (88.42% for boys and 87.01% for girls). The lowest in case of Uttar Pradesh Board 40.07% (31.48% for boys and 51.35% for Girls) followed by Chhatisgarh 52.12% (51.63% for Boys and 52.74% for Girls), and Orissa 55.19% (55.78% for boys and 54.51% for girls).

In the Secondary Examination, the female participation was highest in case of West Bengal Board of Madarsa Education (1.35:1) followed by Meghalaya (1.09:1), Mizoram (1.06:1). The female participation was lowest in case of Rajasthan (0.55:1) followed by Madhya Pradesh (0.60:1) and Bihar (0.62:1) and Gujarat (0.63:1). Banasthali Vidyapeeth, Rajasthan is mainly meant for girls. The boys' enrolment pertains to the wards of the staff. The comparison of girls enrolment with boys is thus, not tenable. The pass percentage of girls was higher than that for boys in 17 Boards. The pass percentage for girls was highest in the case of the Council for ISCE (99.09%) followed by Kerala (96.12%) with the lowest in Uttar Pradesh (51.35%) followed by Chhatisgarh (52.74%). The pass percentage of girls remained higher than that for boys at the National level in Annual, Supplementary and combined

[≡] excludes examination result of Open Schooling system

(Annual & Supplementary) Examinations. The highest number of candidates appeared in UP Board (25.72 lakh) followed by Maharashtra Board with 15.85 lakh and Andhra Pradesh with 12.65 lakhs candidates appeared in 2008. Banasthali Vidyapeeth had the smallest number of appearing candidates (181) followed by Mizoram Board of School Education (12209) and Goa Board of School Education (17512).

Graph-1: Percentage of Passed Students in various Boards of High School Examination-2008



3. Table-7 shows the results of the Secondary/High School (Annual) Examination of various Boards in 2008. The National Average of passed candidates was 64.16% (61.65% for boys and 67.43% for girls). Among all the Boards, the pass percentage was the highest viz. 98.63% (92.27% for boys and 99.09% for girls) in case of Council for ISCE followed by Kerala 91.23% (88.96% for

Boys and 93.49% for girls), Banasthali Vidyapeeth 88.95% (100% for boys and 87.58 for girls), CBSE 87.08%, (86.46% for Boys and 87.96% for girls) and Jharkhand 87.03% (87.63% for boys and 86.16% for girls). The lowest in case of Uttar Pradesh 40.07% (31.48% for boys and 51.35% for Girls) followed by J&K 45.70% (45.88% for Boys and 45.44% for Girls), and Orissa 49.31% (49.84% for boys and 48.70 % for girls).

4. Table-8 shows the results of Supplementary High School Examination conducted by the various Boards. Here the pass percentage varies from 19.48% in Maharashtra to 80% in Banashtali vidapeeth, Rajasthan. **The National average of candidates who have passed in the supplementary examination was 44.65% (43.14% for boys and 47.05% for girls).** The pass percentage of girls was more than that for boys in 17 Boards. The pass percentage for girls was highest in Banasthali vidyapeeth (80%) followed by Kerala Board (77.95%), Himachal Pradesh Board (77.79%), Madhya Pradesh (72.54%) with the lowest in Maharashtra (20.01%).

5. Table -28 gives division-wise break-up of the candidates who passed. Percentage-wise break-up is not available in respect of 2 Boards viz. Board of Madarsa Education, West Bengal, and Board of Secondary Education, Assam .

Regular and Private Students

6. In the Annual Examination 130.98 lakh regular and 14.24 lakh private students appeared in the Secondary Examination during the year 2008, out of whom 86.81 lakh regular and 6.36 lakh private students passed. The pass percentages of regular and private candidates were 66.28% and 44.65% respectively. 8.04 lakh regular and 5.51 lakh private students reappeared in Supplementary Examination Secondary/High School. The pass percentage of regular students was 45.62% and for private students it was 43.24%. The overall pass percentage of students in the Secondary Examination during 2008 (Annual and Supplementary) was 69.08% for regular and 55.46% for private students.

7. Table-7 shows break-up of candidates who appeared and passed as regular and private candidate in the Annual Examination conducted by different Boards. Table-8 gives the break-up of regular and private candidates who appeared and passed in the Supplementary High School Examination. Table-9 gives break-up of regular and private candidate who appeared and passed in Annual & Supplementary High School Examination.

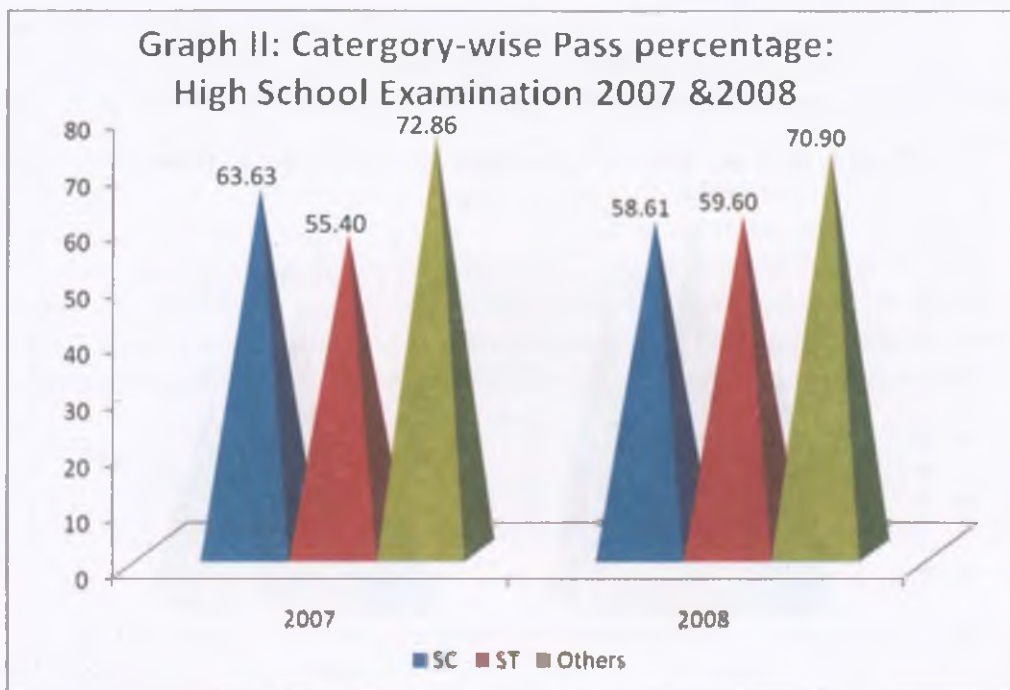
Scheduled Caste Students

8. Out of 22.04 lakh Scheduled Caste students who appeared in the Annual Secondary/High School Examination, 12.92 lakh students passed i.e. the pass percentage of SC students was 58.61%. About 3.09 lakh SC students

reappeared in "Supplementary examination of Secondary/High School with the pass percentage at 35.05%. The overall pass percentage of SC students of Secondary Examination during 2008 (Annual and Supplementary) was thus 58.61%.

9. Tabale-18 shows the results of the Secondary/High School of SC students (Annual and Supplementary) Examination of various Boards during 2008. Banasthali Vidyapeeth achieved 100% pass percentage. Apart from this Board, the pass percentage was the highest viz. 97.74% (97.33% for boys and 98.34% for girls) in the case of Council for ISCE followed by Kerala 87.54% (84.17% for Boys and 90.79% for girls) with the lowest in case of Uttar Pradesh 29.61% (23.21% Boys and 38.52% Girls) followed by Orissa 42.20% (43.15% for boys and 40.92% for girls) and West Bengal Board of Madarsa Education Board 45.92% (50.16% for boys and 41.95% for girls).

10. Table-16, 17 and 18 shows the break up of SC students who appeared and passed as regular/private candidate in the Annual, Supplementary and the combined (Annual and Supplementary) Secondary/High School Examination of various Boards in 2008.



Scheduled Tribes Students

11. Out of 9.17 lakh Scheduled Tribe students who appeared in the Annual Secondary/High School Examination, 5.01 lakh students passed i.e. the pass percentage of ST students was 54.57%. 1.14 lakh ST students reappeared in Supplementary Examination of Secondary/High School with pass percentage

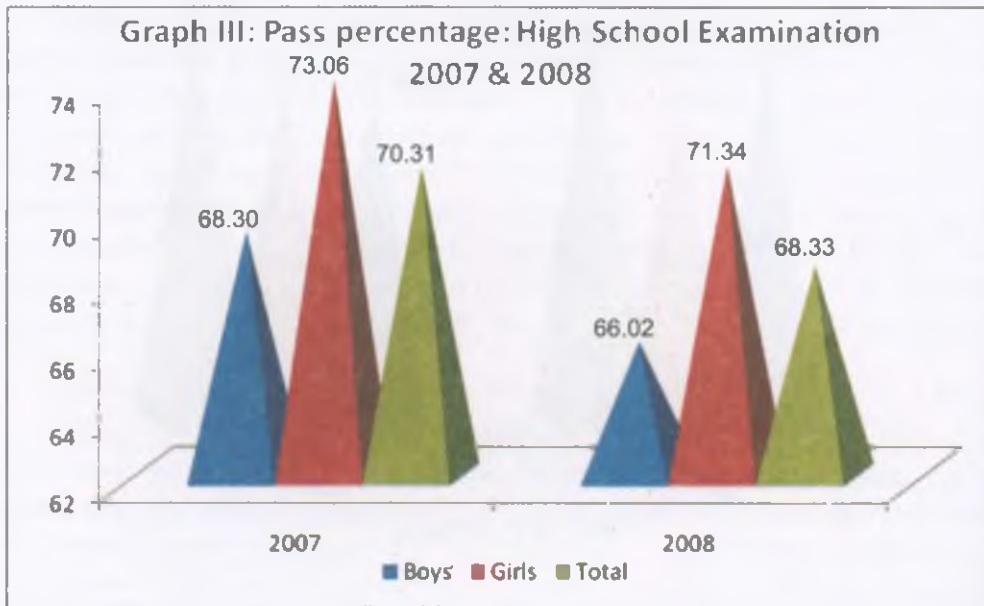
at 40.49%. The overall pass percentage of ST students of Secondary Examination during 2008 (Annual and Supplementary) was thus 59.60%.

12. Table-27 shows the results of the Secondary/High School of ST students (Annual and Supplementary) Examinations of the various Boards in 2008. Among all the Boards, the pass percentage of ST students was highest i.e. 98.46% (98.58% for boys and 98.32% for girls) in case of Council for ISCE followed by Banasthali Vidyapeeth 88.89% (100% for boys and 88.24% for girls), Jharkhand 84.90% (85.38% for boys and 84.20% for girls) and Kerala 83.17%, (79.01% for Boys and 87.42% for girls) with the lowest in case of West Bengal Board of Madarsa Education 38.32% (38.71% for boys and 37.84% for girls) followed by Tripura Board 38.81% (43.09% for boys and 33.30% for girls).

13. Table-25, 26 and 27 shows the break up of the ST students who appeared and passed as regular/private candidate in the Annual, Supplementary and in combined (Annual & Supplementary) Examination.

Comparison of Secondary/High School Examination Results from previous year (2007) result

14. Table I (Graph III) shows the comparison of results in the year 2007 & 2008. A comparison of the position of Secondary/High School Examination results during the last years at all India level reveals that the number of



students who appeared in the Secondary/High School Examination has decreased from 147.12 lakh in 2007 to 145.22 lakh in the year 2008. The overall pass percentage has decreased from 70.31% in 2007 to 68.33% in 2008. The decrease is mainly due to the reduction of number of candidates in Uttar Pradesh Board owing to reason of discontinuation of policy of Self Centres examination in 2008. Secondly, Supplementary examination could not be held

in Bihar due to flood in the State. Pass percentage of girls over the previous year remained higher than that for boys. In the Secondary Examination, the female participation increased from 73 girls for 100 boys in 2007 to 77 girls for 100 boys in 2008.

Table I

Year	Number appeared			Number passed			Pass percentage		
	Boys	Girls	Total	Boys	Girls	Total	Boys	Girls	Total
2007	8490098	6222331	14712429	5798647	4546040	10344687	68.30	73.06	70.31
2008	8221187	6300457	14521644	5427254	4494777	9922031	66.02	71.34	68.33

Open Schooling

The following Open Boards conduct examination at Secondary level:

1. National Institute of Open Schooling, New Delhi
2. Madhya Pradesh State Open School Board, Bhopal
3. Ravindera Mukta Vidyalaya, Kolkata

During the year 2008, as many as 4.85 lakh students appeared in the Secondary level Examination out of which 1.87 lakh students passed. In the Secondary Examination, the female participation was highest in case of Rabindera Mukta Vidyalaya, West Bengal (1.50:1) and was lowest in case of NIOS (1.45:1). Among Open School Boards, NIOS is the largest Board as far as number of candidates appearing every year is concerned and Rabindra Mukta Vidyalaya, West Bengal is the smallest board. Table II below shows the comparison of results in the year 2007 & 2008 of Open Schooling system.

Table II

Year	Number appeared			Number passed		
	Boys	Girls	Total	Boys	Girls	Total
2007	236453	132160	368613	75961	46704	122665
2008	311053	173448	484501	114782	72151	186933

Table 29 shows the break up of the students who appeared and passed in 2008 in Secondary Examination of Open Schooling system.

excludes examination result of Open Schooling system


(b) Higher Secondary/ Intermediate/Pre-University Examinations-2008

1. During the year 2008, as many as 94.31 lakh students appeared in the Higher Secondary Examination(Annual and Supplementary) out of which 70.13 lakh students passed. About 9.59 lakh students appeared in the Supplementary Examination of Higher Secondary and 3.64 lakh students passed, i.e. the pass percentage was 37.97%. The overall pass percentage of Higher Secondary Examination during 2008 (Annual and Supplementary) was thus 74.36%.

2. Table-9 (Graph IV) shows the results of the Higher Secondary (Annual) Examination of various Boards in 2008. **The National average of passed candidates was 74.36% (69.72% for boys and 80.65% for girls).** Among all the Boards, the pass percentage was the highest viz. 98.15% in case of Banasthali Vidyapeeth followed by Council for ISCE 97.05% (96.11% for boys and 98.25% for girls), Bihar 91.87%, (93.38% for Boys and 90.60% for girls) and CBSE 87.29% (84.12% for boys and 91.57% for girls). The lowest in the case of J&K 48.24% (45.57% for Boys and 51.89% for Girls) followed by Karnataka 51.94% and Meghalaya Board 58.51%.

In the Higher Secondary Examination, the female participation was highest in case of Bihar Madarsa Education Board (1.20:1) followed by Goa (1.15: 1), Kerala Board (1.13: 1) and Tamil Nadu Board (1.11:1). The female participation was lowest in case of Board of Madarsa Education, West Bengal (0.12:1) followed by Rajasthan (0.48: 1) and Madhya Pradesh (0.57:1). The pass percentage of girls was higher than that for boys in 24 Boards. Pass percentage for girls was highest in the case of the Council for ISCE (98.25%) followed by Gujarat (92.97%) and CBSE (91.57%) with the lowest in J&K (51.89%) followed by Mizoram (59.57%), Karnataka (59.98%). The pass percentage of girls remained higher than that for boys at the National Level in Annual, Supplementary and combined (Annual and Supplementary) Examination. Among all the Boards, the U.P. Board is the largest in which as many as 17.05 lakh candidates appeared followed by the Maharashtra Board with 11.21 lakh candidates appeared in 2008. Banasthali Vidyapeeth had the smallest number of appearing candidates (325) followed by Board of Madarsa Education, west Bengal (513) and the Mizoram Board (6337).

**Graph IV: Percentage of Passed Students in Various Boards of
Higher Secondary Level Examination- 2008 (Annual &
Supplimentary)**



3. Table-7 shows the results of the Higher Secondary (Annual) Examination of various Boards in 2008. The National average of candidates who passed in Annual Examination was 70.50% (65.72% for boys and 76.99% for girls). Among all the Boards, the pass percentage was the highest viz 97.23% in case of Banasthali Vidyapeeth followed by Council for ISCE 97.05% (96.11% for boys and 98.25% for girls), Bihar 91.87%, (93.38% for Boys and 90.60% for girls) and Uttarakhand 85.66% (82.53% for boys and 89.42% for girls). The lowest in the case of J&K 38.49% (36.05% for Boys and 41.82% for Girls) followed by Karnataka 41.32% (35.46% for boys and 48.69% for girls) and Andhra Pradesh Board 56.65% (53.76% for boys and 60.65% for girls).

4. Table-8 shows the results of Supplementary Higher Secondary Examination conducted by the various Boards. The National average of candidates who have passed in Supplementary Examination was 37.97% (36.11% for boys and 41.11% for girls). Here the pass percentage varies from 20.88% in Kerala to 85.46% in Madhya Pradesh Board. Out of the Boards who had conducted the Supplementary Examination, the pass percentage of girls was more than that for boys in 16 Boards. The pass percentage for girls was highest in Madhya Pradesh (88.84%) followed by Goa (86.75%), Manipur (86.22%) with the lowest in Kerala (21.23%) followed by Karnataka (26.85%). Table-9 shows the results of Higher Secondary (Annual and Supplementary) Examination of the various Boards.

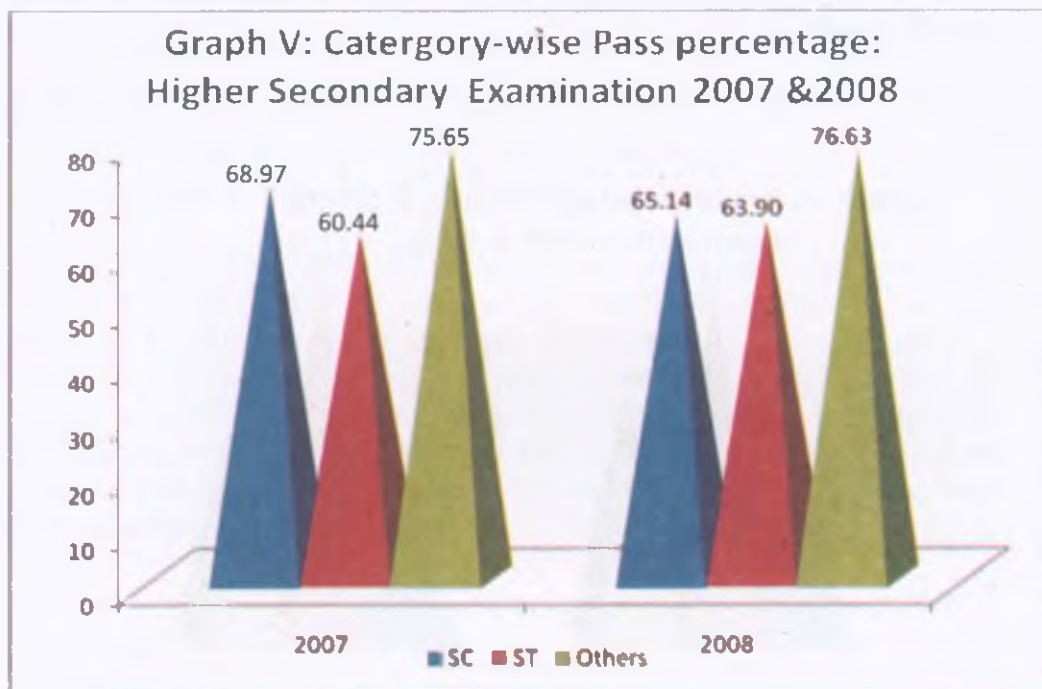
Regular and Private Students

5. In the Annual Examination, 85.33 lakh regular and 8.98 lakh private students appeared in the Higher Secondary Examination during the year 2008, out of whom 62.28 lakh regular and 4.21 lakh private students passed. The pass percentages of regular and private candidates were 72.99% and 46.88% respectively. 6.26 lakh regular and 4.45 lakh private students reappeared in Supplementary Higher Secondary Examination. The pass percentage of regular students was 36.74% and for private students it was 40.53%. The overall pass percentage of students in Higher Secondary Examination during 2008 in Annual and Supplementary was 75.68 for regular and 66.97 for private students. Table-7 shows break-up of the candidates who appeared and passed as regular and private candidates in the Annual Examination conducted by different Boards. Table-8 gives the break-up of regular and private candidate who appeared and passed in the Supplementary Higher Secondary Examination. Table-9 gives break-up of regular and private candidates who appeared and passed in Annual & Supplementary Higher Secondary Examination.

6. Table-28 gives division-wise break-up of the candidates who passed. Division-wise break-up is not available in respect of 2 Boards.

Scheduled Caste Students

7. Out of 13.17 lakh Scheduled Castes students who appeared in the Annual Higher Secondary Examination, 7.84 lakh students passed i.e. the pass percentage of SC students was 59.53%. About 2.19 lakh SC students reappeared in the Higher Secondary Supplementary Examination with the pass percentage at 33.79%. The overall pass percentage of SC students of the Higher Secondary Examination during 2008 (Annual and Supplementary) was thus 65.14%. Table-18 shows the results of the Higher Secondary Examination (Annual and Supplementary) of SC students of various Boards during 2008. Banasthali Vidyapeeth, Rajasthan achieved 100% pass percentage. Among other Boards, the pass percentage in (Annual and Supplementary) was the highest viz. 95.20% (94.78% for boys and 95.85% for girls) in the case of Council for ISCE followed by Manipur 90.25%, (89.19% for Boys and 91.38% for Girls) with the lowest in case of Karnataka 39.44% (35.26% Boys and 45.43% Girls) followed by Andhra Pradesh 56.13% (53.38% for boys and 59.90% for girls) and Tamil Nadu Board 56.53% ((53.74% for boys and 59.13% for girls).



8. Table-16, 17 and 18 shows the break up of SC students who appeared and passed as regular/private candidates in the Annual, Supplementary and the combined Annual & Supplementary Higher Secondary Examination.

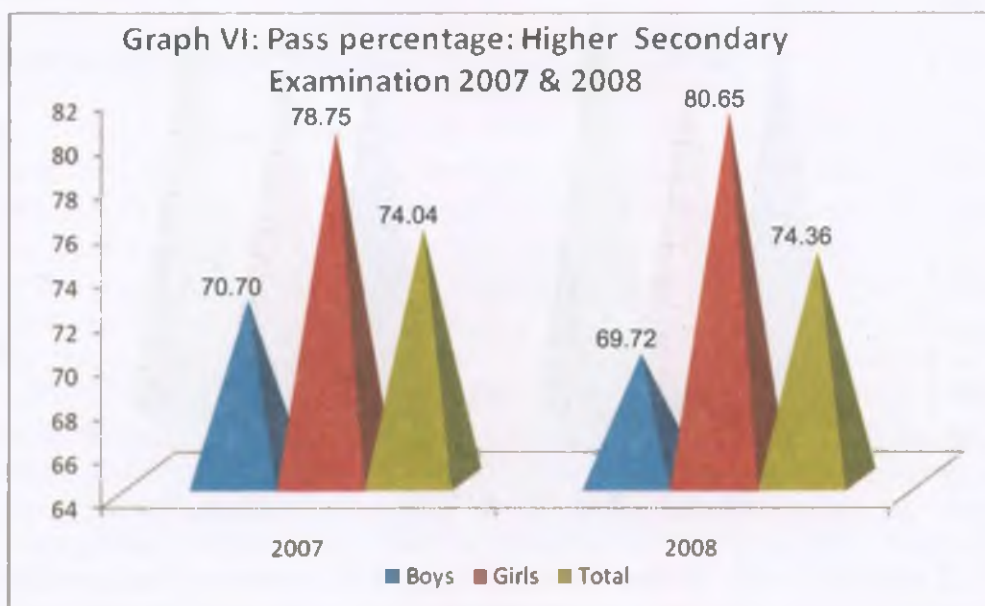
Scheduled Tribes Students

9. Out of 4.92 lakh Scheduled Tribe students who appeared in the Annual Higher Secondary Examination, 2.90 lakh students passed i.e. the pass percentage of ST students was 59.02%. About 0.62 lakh ST students

reappeared in Higher Secondary Supplementary Examination with the pass percentage at 38.54%. The overall pass percentage of ST students of Higher Secondary Examination during 2008 (Annual and Supplementary) was thus 63.90%. Table-27 shows the results of the Higher Secondary Examination (Annual and Supplementary) of ST students of the various Boards in 2008. Among all the Boards, the pass percentage of ST students in (Annual and Supplementary) was highest viz. 94.80% (92.87% for boys and 96.90% for girls) in the case of Council for ISCE followed by Banasthali Vidyapeeth 94.12% and Gujarat 85.58% (82.38% for boys and 90.04% for girls) and Madhya Pradesh 81.31%, (79.34% for boys and 85.66% for girls) with the lowest in case of Karnataka 41.32% (36.05% for Boys and 50.01% for Girls) followed by Orissa 48.75% (48.79% for boys and 48.69% for girls) and Andhra Pradesh 53.10% (52.59% for boys and 54.00% for girls). Table-25, 26 and 27 shows the break up of the ST students who appeared and passed as regular/private candidates in Annual, Supplementary and in combined (Annual & Supplementary) Higher Secondary Examination.

Comparison of Higher Secondary Examination Results from previous year (2007) result

10. Table I (Graph VI) shows the comparison of results in the year 2007 & 2008.



A comparison of the position of Higher Secondary Examination results during the last years at all India level reveals that the number of students who appeared in the Higher Secondary Examination has increased from 88.68 lakh in 2007 to 94.31 lakh in the year 2008 showing an annual average growth rate of 6.35%. Pass percentage of girls over the previous year remained higher than boys. The overall pass percentage has increased marginally from 74.04% in 2007 to 74.36% in 2008. In the Higher Secondary Examination, the female

participation increased from 71 girls for 100 boys in 2007 to 74 girls for 100 boys in 2008. The number of students who appeared/passed and pass percentage in Higher Secondary (Annual & Supplementary) Examination in different boards in 2007 and 2008 is as follows:

Table II

Year	Number appeared			Number passed			Pass percentage		
	Boys	Girls	Total	Boys	Girls	Total	Boys	Girls	Total
2007	5186501	3681654	8868155	3666845	2899333	6566178	70.70	78.75	74.04
2008	5426506	4004625	9431131	3783500	3229812	7013312	69.72	80.65	74.36

Open Schooling

The following Open Boards conduct examination at Higher Secondary level:

4. National Institute of Open Schooling, New Delhi
5. Madhya Pradesh State Open School Board, Bhopal
6. Rabindera Mukta Vidyalaya, Kolkata

During the year 2008, as many as 3.38 lakh students appeared in the Higher Secondary level Examination out of which 1.22 lakh students passed. The female participation was highest in case of Rabindera Mukta Vidyalaya, West Bengal (0.90:1) and was lowest in case of NIOS (0.44:1). Among Open School Boards, NIOS is the largest Board as far as number of candidates appearing every year is concerned and Rabindra Mukta Vidyalaya, West Bengal is the smallest board.

Table II below shows the comparison of results in the year 2007 & 2008 of Open Schooling system.

Table II

Year	Number appeared			Number passed		
	Boys	Girls	Total	Boys	Girls	Total
2007	187941	86584	274525	60077	31229	91306
2008	226258	112182	338440	80221	41771	121992

Table 29 shows the break up of the students who appeared and passed in 2008 in Higher Secondary Examination of Open Schooling system.

Results of High School Examination - 2008

Table. 1-Annual Examination- Regular Students

S.No.	Name of the Board	Number of Students						Pass %age		
		Appeared			Passed			Boys	Girls	Total
		Boys	Girls	Total	Boys	Girls	Total			
1	Board of Secondary Education, Andhra Pradesh	503263	453624	956887	378129	344008	722137	75.14	75.84	75.47
2	Board of Secondary Education Assam	120497	119109	239606	75217	65401	140618	62.42	54.91	58.69
3	Banasthali Vidyapith, Rajasthan # #	20	161	181	20	141	161	100.00	87.58	88.95
4	Bihar School Education Board	431357	259570	690927	290677	168581	459258	67.39	64.95	66.47
5	Chhattisgarh Board of Secondary Education	161086	129813	290899	81380	66727	148107	50.52	51.40	50.91
6	Central Board of Secondary Education, New Delhi	424926	300606	725532	374523	270929	645452	88.14	90.13	88.96
7	Council for the Indian School Certificate Examinations, Delhi	56644	44443	101087	55737	44064	99801	98.40	99.15	98.73
8	Goa Board of Secondary & Higher Secondary Education	8576	8929	17505	5845	5943	11788	68.16	66.56	67.34
9	Gujarat Secondary & Higher Secondary Education Board	420588	262147	682735	257407	178957	436364	61.20	68.27	63.91
10	Board of School Education Haryana	155251	115308	270559	126062	99231	225293	81.20	86.06	83.27
11	H.P. Board of School Education	35267	33561	68828	25828	26122	51950	73.24	77.83	75.48
12	J.K State Board of School Education	24759	18424	43183	13499	9603	23102	54.52	52.12	53.50
13	Jharkhand Academic Council, Ranchi	121827	88069	209896	109329	77195	186524	89.74	87.65	88.86
14	Karnataka Secondary Education Examination Board	380469	352546	733015	261002	250113	511115	68.60	70.94	69.73
15	Kerala Board of Public Examination	222997	228482	451479	201046	214698	415744	90.16	93.97	92.08
16	Maharashtra State Board of Secondary & Higher Secondary Education	857287	670990	1528277	669504	559379	1228883	78.10	83.37	80.41

Results of High School Examination - 2008

Table. 1-Annual Examination- Regular Students

S.No.	Name of the Board	Number of Students						Pass %age		
		Appeared			Passed			Boys	Girls	Total
		Boys	Girls	Total	Boys	Girls	Total			
17	Board of Secondary Education, Madhya Pradesh	340456	213703	554159	190349	129011	319360	55.91	60.37	57.63
18	Board of Secondary Education, Manipur	11006	10942	21948	7378	6158	13536	67.04	56.28	61.67
19	Meghalaya Board of School Education	6662	7020	13682	5306	5484	10790	79.65	78.12	78.86
20	Mizoram Board of School Education	4199	4500	8699	3267	3307	6574	77.80	73.49	75.57
21	Nagaland Board of School Education	8137	8100	16237	5709	5178	10887	70.16	63.93	67.05
22	Board of Secondary Education, Orissa	169631	152644	322275	87753	75438	163191	51.73	49.42	50.64
23	Punjab School Education Board	142586	132748	275334	104676	74615	179291	73.41	56.21	65.12
24	Board of Secondary Education, Rajasthan	519409	277866	797275	301379	158495	459874	58.02	57.04	57.68
25	Tamil Nadu State Board of School Examination	387292	395926	783218	301353	332063	633416	77.81	83.87	80.87
26	Tripura Board of Secondary Education	18987	15248	34235	12226	8531	20757	64.39	55.95	60.63
27	UP Board of High School & Intermediate Education	1395000	1077887	2472887	443957	556419	1000376	31.82	51.62	40.45
28	Uttranchal Shiksha Evm Pariksha Parishad	79085	69773	148858	46382	49674	96056	58.65	71.19	64.53
29	West Bengal Board of Secondary Education	322831	290000	612831	250174	193890	444064	77.49	66.86	72.46
30	West Bengal Board of Madrasah Education **	10414	15296	25710	7443	9225	16668	71.47	60.31	64.83
	Total	7340509	5757435	13097944	4692557	3988580	8681137	63.93	69.28	66.28

** Figures peratian to 'ALIM' and 'High Madarsha' as both are equavelant to High School Examination.

The Institute is mainly meant for Women, Boys enrolment pertains to the wards of the staff.

Results of High School Examination - 2008

Table.2- Supplementary Examination- Regular Students

S.No.	Name of the Board	Number of Students						Pass %age		
		Appeared			Passed			Boys	Girls	Total
		Boys	Girls	Total	Boys	Girls	Total			
1	Board of Secondary Education, Andhra Pradesh =	--	--	--	--	--	--	--	--	--
2	Board of Secondary Education Assam =	--	--	--	--	--	--	--	--	--
3	Banasthali Vidyapith, Rajasthan	0	15	15	0	12	12	0	80	80
4	Bihar School Education Board *	0	0	0	0	0	0	0.00	0.00	0.00
5	Chhattisgarh Board of Secondary Education	5517	4603	10120	3030	2488	5518	54.92	54.05	54.53
6	Central Board of Secondary Education, New Delhi	37754	23832	61586	25931	17467	43398	68.68	73.29	70.47
7	Council for the Indian School Certificate Examinations, Delhi @	--	--	--	--	--	--	--	--	--
8	Goa Board of Secondary & Higher Secondary Education	1904	1966	3870	478	486	964	25.11	24.72	24.91
9	Gujarat Secondary & Higher Secondary Education Board	33893	18151	52044	15911	8544	24455	46.94	47.07	46.99
10	Board of School Education Haryana =	--	--	--	--	--	--	--	--	--
11	H.P. Board of School Education	4,967	4,389	9,356	3,983	3,502	7485	80.19	79.79	80.00
12	J.K State Board of School Education =	--	--	--	--	--	--	--	--	--
13	Jharkhand Academic Council, Ranchi	1552	1116	2668	900	696	1596	57.99	62.37	59.82
14	Karnataka Secondary Education Examination Board	134292	96557	230849	64376	49872	114248	47.94	51.65	49.49
15	Kerala Board of Public Examination ~	13157	7879	21036	9638	6142	15780	73.25	77.95	75.01
16	Maharashtra State Board of Secondary & Higher Secondary Education	88530	44518	133048	17448	9101	26549	19.71	20.44	19.95

Results of High School Examination - 2008

Table.2- Supplementary Examination- Regular Students

S.No.	Name of the Board	Number of Students						Pass %age		
		Appeared			Passed			Boys	Girls	Total
		Boys	Girls	Total	Boys	Girls	Total			
17	Board of Secondary Education, Madhya Pradesh	46537	29273	75810	32788	21615	54403	70.46	73.84	71.76
18	Board of Secondary Education, Manipur	NA	NA	NA	NA	NA	NA	NA	NA	NA
19	Meghalaya Board of School Education @	--	--	--	--	--	--	--	--	--
20	Mizoram Board of School Education =	--	--	--	--	--	--	--	--	--
21	Nagaland Board of School Education @	--	--	--	--	--	--	--	--	--
22	Board of Secondary Education, Orissa	23420	18817	42237	8874	7917	16791	37.89	42.07	39.75
23	Punjab School Education Board =	--	--	--	--	--	--	--	--	--
24	Board of Secondary Education, Rajasthan	45837	31469	77306	17009	12241	29250	37.11	38.90	37.84
25	Tamil Nadu State Board of School Examination	49058	35516	84574	13840	12703	26543	28.21	35.77	31.38
26	Tripura Board of Secondary Education @	--	--	--	--	--	--	--	--	--
27	UP Board of High School & Intermediate Education @	--	--	--	--	--	--	--	--	--
28	Uttranchal Shiksha Evm Pariksha Parishad @	--	--	--	--	--	--	--	--	--
29	West Bengal Board of Secondary Education @	--	--	--	--	--	--	--	--	--
30	West Bengal Board of Madrasah Education	NA	NA	NA	NA	NA	NA	NA	NA	NA
	Total	486418	318101	804519	214206	152786	366992	44.04	48.03	45.62

@ No provision of supplementary examination

=Students appearing in Supplementary Examination are treated as private candidates only.

* Supplementary Examination could not be held because of flood in the State.

Results of High School Examination - 2008

Table.3- Annual & Supplimentary- Regular Students

S.No	Name of the Board	Number of Students						Pass %age		
		Appeared			Passed			Boys	Girls	Total
		Boys	Girls	Total	Boys	Girls	Total			
1	Board of Secondary Education, Andhra Pradesh	503263	453624	956887	378129	344008	722137	75.14	75.84	75.47
2	Board of Secondary Education Assam	120497	119109	239606	75217	65401	140618	62.42	54.91	58.69
3	Banasthali Vidyapith, Rajasthan	20	161	181	20	153	173	100.00	95.03	95.58
4	Bihar School Education Board	431357	259570	690927	290677	168581	459258	67.39	64.95	66.47
5	Chhattisgarh Board of Secondary Education	161086	129813	290899	84410	69215	153625	52.40	53.32	52.81
6	Central Board of Secondary Education, New Delhi	424926	300606	725532	400454	288396	688850	94.24	95.94	94.94
7	Council for the Indian School Certificate Examinations, Delhi	56644	44443	101087	55737	44064	99801	98.40	99.15	98.73
8	Goa Board of Secondary & Higher Secondary Education	8576	8929	17505	6323	6429	12752	73.73	72.00	72.85
9	Gujarat Secondary & Higher Secondary Education Board	420588	262147	682735	273318	187501	460819	64.98	71.53	67.50
10	Board of School Education Haryana	155251	115308	270559	126062	99231	225293	81.20	86.06	83.27
11	H.P. Board of School Education	35267	33561	68828	29811	29624	59435	84.53	88.27	86.35
12	J.K State Board of School Education	24759	18424	43183	13499	9603	23102	54.52	52.12	53.50
13	Jharkhand Academic Council, Ranchi	121827	88069	209896	110229	77891	188120	90.48	88.44	89.63
14	Karnataka Secondary Education Examination Board	380469	352546	733015	325378	299985	625363	85.52	85.09	85.31
15	Kerala Board of Public Examination	222997	228482	451479	210684	220840	431524	94.48	96.66	95.58
16	Maharashtra State Board of Secondary & Higher Secondary Education	857287	670990	1528277	686952	568480	1255432	80.13	84.72	82.15

Results of High School Examination - 2008

Table.3- Annual & Supplimentary- Regular Students

S.No	Name of the Board	Number of Students						Pass %age		
		Appeared			Passed			Boys	Girls	Total
		Boys	Girls	Total	Boys	Girls	Total			
17	Board of Secondary Education, Madhya Pradesh	340456	213703	554159	223137	150626	373763	65.54	70.48	67.45
18	Board of Secondary Education, Manipur	11006	10942	21948	7378	6158	13536	67.04	56.28	61.67
19	Meghalaya Board of School Education	6662	7020	13682	5306	5484	10790	79.65	78.12	78.86
20	Mizoram Board of School Education	4199	4500	8699	3267	3307	6574	77.80	73.49	75.57
21	Nagaland Board of School Education	8137	8100	16237	5709	5178	10887	70.16	63.93	67.05
22	Board of Secondary Education, Orissa	169631	152644	322275	96627	83355	179982	56.96	54.61	55.85
23	Punjab School Education Board	142586	132748	275334	104,676	74,615	179291	73.41	56.21	65.12
24	Board of Secondary Education, Rajasthan	519409	277866	797275	318388	170736	489124	61.30	61.45	61.35
25	Tamil Nadu State Board of School Examination	387292	395926	783218	315193	344766	659959	81.38	87.08	84.26
26	Tripura Board of Secondary Education	18987	15248	34235	12226	8531	20757	64.39	55.95	60.63
27	UP Board of High School & Intermediate Education	1395000	1077887	2472887	443957	556419	1000376	31.82	51.62	40.45
28	Uttranchal Shiksha Evm Pariksha Parishad	79085	69773	148858	46382	49674	96056	58.65	71.19	64.53
29	West Bengal Board of Secondary Education	322831	290000	612831	250174	193890	444064	77.49	66.86	72.46
30	West Bengal Board of Madrasah Education	10414	15296	25710	7443	9225	16668	71.47	60.31	64.83
	Total	7340509	5757435	13097944	4906763	4141366	9048129	66.84	71.93	69.08

Results of High School Examination - 2008

Table.4- Annual Examination- Private Students

S.No	Name of the Board	Number of Students						Pass %age		
		Appeared			Passed			Boys	Girls	Total
		Boys	Girls	Total	Boys	Girls	Total			
1	Board of Secondary Education, Andhra Pradesh	198600	109966	308566	78776	52129	130905	39.67	47.40	42.42
2	Board of Secondary Education Assam	46891	54610	101501	25919	32025	57944	55.27	58.64	57.09
3	Banasthali Vidyapith, Rajasthan# #	--	--	--	--	--	--	--	--	--
4	Bihar School Education Board	43375	34945	78320	33007	25066	58073	76.10	71.73	74.15
5	Chhattisgarh Board of Secondary Education	5977	4049	10026	1734	1332	3066	29.01	32.90	30.58
6	Central Board of Secondary Education, New Delhi	12179	10296	22475	3396	2525	5921	27.88	24.52	26.34
7	Council for the Indian School Certificate Examinations, Delhi	231	93	324	153	67	220	66.23	72.04	67.90
8	Goa Board of Secondary & Higher Secondary Education	7	0	7	3	0	3	42.86	0.00	42.86
9	Gujarat Secondary & Higher Secondary Education Board	3785	1370	5155	1030	473	1503	27.21	34.53	29.16
10	Board of School Education Haryana	24377	12038	36415	12465	6484	18949	51.13	53.86	52.04
11	H.P. Board of School Education	8988	6215	15203	4526	3322	7848	50.36	53.45	51.62
12	J.K State Board of School Education	14358	9687	24045	4448	3170	7618	30.98	32.72	31.68
13	Jharkhand Academic Council, Ranchi	79478	49643	129121	67067	41452	108519	84.38	83.50	84.04
14	Karnataka Secondary Education Examination Board	16823	5469	22292	1974	1039	3013	11.73	19.00	13.52
15	Kerala Board of Public Examination	9441	5258	14699	5730	3825	9555	60.69	72.75	65.00
16	Maharashtra State Board of Secondary & Higher Secondary Education	38569	18525	57094	14957	8303	23260	38.78	44.82	40.74

Results of High School Examination - 2008

Table.4- Annual Examination- Private Students

S.No	Name of the Board	Number of Students						Pass %age		
		Appeared			Passed			Boys	Girls	Total
		Boys	Girls	Total	Boys	Girls	Total			
17	Board of Secondary Education, Madhya Pradesh	78955	40399	119354	19056	10538	29594	24.14	26.08	24.80
18	Board of Secondary Education, Manipur	1213	1469	2682	409	448	857	33.72	30.50	31.95
19	Meghalaya Board of School Education	12005	13282	25287	4966	6071	11037	41.37	45.71	43.65
20	Mizoram Board of School Education	1735	1775	3510	1559	485	2044	89.86	27.32	58.23
21	Nagaland Board of School Education	1922	2235	4157	960	1126	2086	49.95	50.38	50.18
22	Board of Secondary Education, Orissa	33173	22268	55441	13316	9750	23066	40.14	43.78	41.60
23	Punjab School Education Board	51003	31455	82458	29285	12990	42275	57.42	41.30	51.27
24	Board of Secondary Education, Rajasthan	49349	35116	84465	6465	4943	11408	13.10	14.08	13.51
25	Tamil Nadu State Board of School Examination	65046	30138	95184	22422	12884	35306	34.47	42.75	37.09
26	Tripura Board of Secondary Education	457	428	885	128	126	254	28.01	29.44	28.70
27	UP Board of High School & Intermediate Education	65648	33400	99048	15915	14199	30114	24.24	42.51	30.40
28	Uttaranchal Shiksha Evm Pariksha Parishad	14160	6352	20512	5075	3136	8211	35.84	49.37	40.03
29	West Bengal Board of Secondary Education	586	592	1178	281	153	434	47.95	25.84	36.84
30	West Bengal Board of Madrasah Education	2347	1949	4296	825	1752	2577	35.15	89.89	59.99
	Total	880678	543022	1423700	375847	259813	635660	42.68	47.85	44.65

No provision of Private Candidates.

Results of High School Examination - 2008

Table.5 - Supplementary Examination- Private Students

S.No	Name of the Board	Number of Students						Pass %age		
		Appeared			Passed			Boys	Girls	Total
		Boys	Girls	Total	Boys	Girls	Total			
1	Board of Secondary Education, Andhra Pradesh #	199142	130412	329554	81453	58887	140340	40.90	45.15	42.58
2	Board of Secondary Education Assam #	965	1373	2338	654	956	1610	67.77	69.63	68.86
3	Banasthali Vidyapith, Rajasthan# #	--	--	--	--	--	--	--	--	--
4	Bihar School Education Board	0	0	0	0	0	0	0.0	0.0	0.0
5	Chhattisgarh Board of Secondary Education	231	140	371	106	56	162	45.89	40.00	43.67
6	Central Board of Secondary Education, New Delhi	4017	3529	7546	1993	1767	3760	49.61	50.07	49.83
7	Council for the Indian School Certificate Exam., Delhi @	--	--	--	--	--	--	--	--	--
8	Goa Board of Secondary & Higher Secondary Education	5	1	6	2	0	2	40.00	0.00	33.33
9	Gujarat Secondary & Higher Secondary Education Board	362	147	509	166	55	221	45.86	37.41	43.42
10	Board of School Education Haryana #	11912	32	11944	8027	8	8035	67.39	25.00	67.27
11	H.P. Board of School Education	2034	1004	3038	1331	693	2024	65.44	69.02	66.62
12	J.K State Board of School Education	12432	8909	21341	3773	2707	6480	30.35	30.39	30.36
13	Jharkhand Academic Council, Ranchi	1225	854	2079	694	481	1175	56.65	56.32	56.52
14	Karnataka Secondary Education Examination Board	14630	4094	18724	4075	1332	5407	27.85	32.54	28.88
15	Kerala Board of Public Examination	0	0	0	0	0	0	0.00	0.00	0.00
16	Maharashtra State Board of Secondary & Higher Secondary Education	11227	5210	16437	1715	850	2565	15.28	16.31	15.61

Results of High School Examination - 2008

Table.5 - Supplementary Examination- Private Students

S.No	Name of the Board	Number of Students						Pass %age		
		Appeared			Passed			Boys	Girls	Total
		Boys	Girls	Total	Boys	Girls	Total			
17	Board of Secondary Education, Madhya Pradesh	12838	7122	19960	8053	4786	12839	62.73	67.20	64.32
18	Board of Secondary Education, Manipur	NA	NA	NA	NA	NA	NA	NA	NA	NA
19	Meghalaya Board of School Education @	--	--	--	--	--	--	--	--	--
20	Mizoram Board of School Education %	445	537	982	241	307	548	54.16	57.17	55.80
21	Nagaland Board of School Education @	--	--	--	--	--	--	--	--	--
22	Board of Secondary Education, Orissa	7962	5230	13192	3187	2236	5423	40.03	42.75	41.11
23	Punjab School Education Board #	36244	22586	58830	19767	13020	32787	54.54	57.65	55.73
24	Board of Secondary Education, Rajasthan	4020	3485	7505	1280	1087	2367	31.84	31.19	31.54
25	Tamil Nadu State Board of School Examination %	25764	10864	36628	8127	4370	12497	31.54	40.22	34.12
26	Tripura Board of Secondary Education @	--	--	--	--	--	--	--	--	--
27	UP Board of High School & Intermediate Education @	--	--	--	--	--	--	--	--	--
28	Uttanchal Shiksha Evm Pariksha Parishad @	--	--	--	--	--	--	--	--	--
29	West Bengal Board of Secondary Education @	--	--	--	--	--	--	--	--	--
30	West Bengal Board of Madrasah Education	NA	NA	NA	NA	NA	NA	NA	NA	NA
	Total	345455	205529	550984	144644	93598	238242	41.87	45.54	43.24

@ No provision of supplementary examination

In the Supplementary Examination, all candidates are treated as Private Candidates only.

% No provision of Private candidates in Supplementary Examination

No provision of Private candidates.

Results of High School Examination - 2008

Table. 6 -Annual & Supplimentary- Private Students

S.No	Name of the Board	Number of Students						Pass %age		
		Appeared			Passed			Boys	Girls	Total
		Boys	Girls	Total	Boys	Girls	Total			
1	Board of Secondary Education, Andhra Pradesh =	277918	182541	460459	160229	111016	271245	57.65	60.82	58.91
2	Board of Secondary Education Assam	46891	54610	101501	26573	32981	59554	56.67	60.39	58.67
3	Banasthali Vidyapith, Rajasthan	--	--	--	--	--	--	--	--	--
4	Bihar School Education Board	43375	34945	78320	33007	25066	58073	76.10	71.73	74.15
5	Chhattisgarh Board of Secondary Education	5977	4049	10026	1840	1388	3228	30.78	34.28	32.20
6	Central Board of Secondary Education, New Delhi	12179	10296	22475	5389	4292	9681	44.25	41.69	43.07
7	Council for the Indian School Certificate Examinations, Delhi	231	93	324	153	67	220	66.23	72.04	67.90
8	Goa Board of Secondary & Higher Secondary Education	7	0	7	5	0	5	71.43	0.00	71.43
9	Gujarat Secondary & Higher Secondary Education Board	3785	1370	5155	1196	528	1724	31.60	38.54	33.44
10	Board of School Education Haryana	24377	12038	36415	20492	6492	26984	84.06	53.93	74.10
11	H.P. Board of School Education	8988	6215	15203	5857	4015	9872	65.16	64.60	64.93
12	J.K State Board of School Education	14358	9687	24045	8221	5877	14098	57.26	60.67	58.63
13	Jharkhand Academic Council, Ranchi	79478	49643	129121	67761	41933	109694	85.26	84.47	84.95
14	Karnataka Secondary Education Examination Board	16823	5469	22292	6049	2371	8420	35.96	43.35	37.77
15	Kerala Board of Public Examination	9441	5258	14699	5730	3825	9555	60.69	72.75	65.00
16	Maharashtra State Board of Secondary & Higher Secondary Education	38569	18525	57094	16672	9153	25825	43.23	49.41	45.23

Results of High School Examination - 2008

Table. 6 -Annual & Supplementary- Private Students

S.No	Name of the Board	Number of Students						Pass %age		
		Appeared			Passed			Boys	Girls	Total
		Boys	Girls	Total	Boys	Girls	Total			
17	Board of Secondary Education, Madhya Pradesh	78955	40399	119354	27109	15324	42433	34.33	37.93	35.55
18	Board of Secondary Education, Manipur	1213	1469	2682	409	448	857	33.72	30.50	31.95
19	Meghalaya Board of School Education	12005	13282	25287	4966	6071	11037	41.37	45.71	43.65
20	Mizoram Board of School Education #	2004	1775	3779	1800	792	2592	89.82	44.62	68.59
21	Nagaland Board of School Education	1922	2235	4157	960	1126	2086	49.95	50.38	50.18
22	Board of Secondary Education, Orissa	33173	22268	55441	16503	11986	28489	49.75	53.83	51.39
23	Punjab School Education Board	51003	31455	82458	49052	26010	75062	96.17	82.69	91.03
24	Board of Secondary Education, Rajasthan	49349	35116	84465	7745	6030	13775	15.69	17.17	16.31
25	Tamil Nadu State Board of School Examination	65046	30138	95184	30549	17254	47803	46.97	57.25	50.22
26	Tripura Board of Secondary Education	457	428	885	128	126	254	28.01	29.44	28.70
27	UP Board of High School & Intermediate Education	65648	33400	99048	15915	14199	30114	24.24	42.51	30.40
28	Uttanchal Shiksha Evm Pariksha Parishad	14160	6352	20512	5075	3136	8211	35.84	49.37	40.03
29	West Bengal Board of Secondary Education	586	592	1178	281	153	434	47.95	25.84	36.84
30	West Bengal Board of Madrasah Education	2347	1949	4296	825	1752	2577	35.15	89.89	59.99
	Total	960265	615597	1575862	520491	353411	873902	54.20	57.41	55.46

Students appeared include 269 boys failed in regular examination

= Students appeared include 79318 boys and 72575 girls failed in regular examination

Results of High School Examination - 2008

Table. 7 - Annual Examination- Regular & Private Students

S.No	Name of the Board	Number of Students						Pass %age		
		Appeared			Passed			Boys	Girls	Total
		Boys	Girls	Total	Boys	Girls	Total			
1	Board of Secondary Education, Andhra Pradesh	701863	563590	1265453	456905	396137	853042	65.10	70.29	67.41
2	Board of Secondary Education Assam	167388	173719	341107	101136	97426	198562	60.42	56.08	58.21
3	Banasthali Vidyapith, Rajasthan	20	161	181	20	141	161	100.00	87.58	88.95
4	Bihar School Education Board	474732	294515	769247	323684	193647	517331	68.18	65.75	67.25
5	Chhattisgarh Board of Secondary Education	167063	133862	300925	83114	68059	151173	49.75	50.84	50.24
6	Central Board of Secondary Education, New Delhi	437105	310902	748007	377919	273454	651373	86.46	87.96	87.08
7	Council for the Indian School Certificate Examinations, Delhi	56875	44536	101411	55890	44131	100021	98.27	99.09	98.63
8	Goa Board of Secondary & Higher Secondary Education	8583	8929	17512	5848	5943	11791	68.13	66.56	67.33
9	Gujarat Secondary & Higher Secondary Education Board	424373	263517	687890	258437	179430	437867	60.90	68.09	63.65
10	Board of School Education Haryana	179628	127346	306974	138527	105715	244242	77.12	83.01	79.56
11	H.P. Board of School Education	44255	39776	84031	30354	29444	59798	68.59	74.02	71.16
12	J.K State Board of School Education	39117	28111	67228	17947	12773	30720	45.88	45.44	45.70
13	Jharkhand Academic Council, Ranchi	201305	137712	339017	176396	118647	295043	87.63	86.16	87.03
14	Karnataka Secondary Education Examination Board	397292	358015	755307	262976	251152	514128	66.19	70.15	68.07
15	Kerala Board of Public Examination	232438	233740	466178	206776	218523	425299	88.96	93.49	91.23
16	Maharashtra State Board of Secondary & Higher Secondary Education	895856	689515	1585371	684461	567682	1252143	76.40	82.33	78.98

Results of High School Examination - 2008

Table. 7 - Annual Examination- Regular & Private Students

S.No	Name of the Board	Number of Students						Pass %age		
		Appeared			Passed			Boys	Girls	Total
		Boys	Girls	Total	Boys	Girls	Total			
17	Board of Secondary Education, Madhya Pradesh	419411	254102	673513	209405	139549	348954	49.93	54.92	51.81
18	Board of Secondary Education, Manipur	12219	12411	24630	7787	6606	14393	63.73	53.23	58.44
19	Meghalaya Board of School Education	18667	20302	38969	10272	11555	21827	55.03	56.92	56.01
20	Mizoram Board of School Education	5934	6275	12209	4826	3792	8618	81.33	60.43	70.59
21	Nagaland Board of School Education	10059	10335	20394	6669	6304	12973	66.30	61.00	63.61
22	Board of Secondary Education, Orissa	202804	174912	377716	101069	85188	186257	49.84	48.70	49.31
23	Punjab School Education Board	193589	164203	357792	133961	87605	221566	69.20	53.35	61.93
24	Board of Secondary Education, Rajasthan	568758	312982	881740	307844	163438	471282	54.13	52.22	53.45
25	Tamil Nadu State Board of School Examination	452338	426064	878402	323775	344947	668722	71.58	80.96	76.13
26	Tripura Board of Secondary Education	19444	15676	35120	12354	8657	21011	63.54	55.22	59.83
27	UP Board of High School & Intermediate Education	1460648	1111287	2571935	459872	570618	1030490	31.48	51.35	40.07
28	Uttanchal Shiksha Evm Pariksha Parishad	93245	76125	169370	51457	52810	104267	55.18	69.37	61.56
29	West Bengal Board of Secondary Education	323417	290592	614009	250455	194043	444498	77.44	66.78	72.39
30	West Bengal Board of Madrasah Education	12761	17245	30006	8268	10977	19245	64.79	63.65	64.14
	Total	8221187	6300457	14521644	5068404	4248393	9316797	61.65	67.43	64.16

Results of High School Examination - 2008

Table. 8 - Supplementary Examination- Regular & Private Students

S.No	Name of the Board	Number of Students						Pass %age		
		Appeared			Passed			Boys	Girls	Total
		Boys	Girls	Total	Boys	Girls	Total			
1	Board of Secondary Education, Andhra Pradesh	199142	130412	329554	81453	58887	140340	40.90	45.15	42.58
2	Board of Secondary Education Assam	965	1373	2338	654	956	1610	67.77	69.63	68.86
3	Banasthali Vidyapith, Rajasthan	0	15	15	0	12	12	0.00	80.00	80.00
4	Bihar School Education Board	0	0	0	0	0	0	0	0	0
5	Chhattisgarh Board of Secondary Education	5748	4743	10491	3136	2544	5680	54.56	53.64	54.14
6	Central Board of Secondary Education, New Delhi	41771	27361	69132	27924	19234	47158	66.85	70.30	68.21
7	Council for the Indian School Certificate Examinations, Delhi@	--	--	--	--	--	--	--	--	--
8	Goa Board of Secondary & Higher Secondary Education	1909	1967	3876	480	486	966	25.14	24.71	24.92
9	Gujarat Secondary & Higher Secondary Education Board	34255	18298	52553	16077	8599	24676	46.93	46.99	46.95
10	Board of School Education Haryana	11912	32	11944	8027	8	8035	67.39	25.00	67.27
11	H.P. Board of School Education	7,001	5,393	12394	5,314	4,195	9509	75.90	77.79	76.72
12	J.K State Board of School Education	12432	8909	21341	3,773	2,707	6,480	30.35	30.39	30.36
13	Jharkhand Academic Council, Ranchi	2777	1970	4747	1594	1177	2771	57.40	59.75	58.37
14	Karnataka Secondary Education Examination Board	148922	100651	249573	68451	51204	119655	45.96	50.87	47.94
15	Kerala Board of Public Examination	13157	7879	21036	9638	6142	15780	73.25	77.95	75.01
16	Maharashtra State Board of Secondary & Higher Secondary Education	99757	49728	149485	19163	9951	29114	19.21	20.01	19.48

Results of High School Examination - 2008

Table. 8 - Supplementary Examination- Regular & Private Students

S.No	Name of the Board	Number of Students						Pass %age		
		Appeared			Passed			Boys	Girls	Total
		Boys	Girls	Total	Boys	Girls	Total			
17	Board of Secondary Education, Madhya Pradesh	59375	36395	95770	40841	26401	67242	68.78	72.54	70.21
18	Board of Secondary Education, Manipur	0	0	0	0	0	0	0.00	0.00	0.00
19	Meghalaya Board of School Education @	--	--	--	--	--	--	--	--	--
20	Mizoram Board of School Education	445	537	982	241	307	548	54.16	57.17	55.80
21	Nagaland Board of School Education @	--	--	--	--	--	--	--	--	--
22	Board of Secondary Education, Orissa	31382	24047	55429	12061	10153	22214	38.43	42.22	40.08
23	Punjab School Education Board	36,244	22,586	58830	19,767	13,020	32,787	54.54	57.65	55.73
24	Board of Secondary Education, Rajasthan	49857	34954	84811	18289	13328	31617	36.68	38.13	37.28
25	Tamil Nadu State Board of School Examination	74822	46380	121202	21967	17073	39040	29.36	36.81	32.21
26	Tripura Board of Secondary Education @	--	--	--	--	--	--	--	--	--
27	UP Board of High School & Intermediate Education @	--	--	--	--	--	--	--	--	--
28	Uttanchal Shiksha Evm Pariksha Parishad @	--	--	--	--	--	--	--	--	--
29	West Bengal Board of Secondary Education @	--	--	--	--	--	--	--	--	--
30	West Bengal Board of Madrasah Education	0	0	0	0	0	0	0.00	0.00	0.00
	Total	831873	523630	1355503	358850	246384	605234	43.14	47.05	44.65

@ No provision of supplementary examination

* Supplementary Examination could not be held because of flood in the State.

Results of High School Examination - 2008

Table.9 - Annual & Supplimentary- Regular & Private Students

S.No	Name of the Board	Number of Students						Pass %age		
		Appeared			Passed			Boys	Girls	Total
		Boys	Girls	Total	Boys	Girls	Total			
1	Board of Secondary Education, Andhra Pradesh	701863	563590	1265453	538358	455024	993382	76.70	80.74	78.50
2	Board of Secondary Education Assam	167388	173719	341107	101790	98382	200172	60.81	56.63	58.68
3	Banasthali Vidyapith, Rajasthan	20	161	181	20	153	173	100.00	95.03	95.58
4	Bihar School Education Board	474732	294515	769247	323684	193647	517331	68.18	65.75	67.25
5	Chhattisgarh Board of Secondary Education	167063	133862	300925	86250	70603	156853	51.63	52.74	52.12
6	Central Board of Secondary Education, New Delhi	437105	310902	748007	405843	292688	698531	92.85	94.14	93.39
7	Council for the Indian School Certificate Examinations, Delhi	56875	44536	101411	55890	44131	100021	98.27	99.09	98.63
8	Goa Board of Secondary & Higher Secondary Education	8583	8929	17512	6328	6429	12757	73.73	72.00	72.85
9	Gujarat Secondary & Higher Secondary Education Board	424373	263517	687890	274514	188029	462543	64.69	71.35	67.24
10	Board of School Education Haryana	179628	127346	306974	146554	105723	252277	81.59	83.02	82.18
11	H.P. Board of School Education	44255	39776	84031	35668	33639	69307	80.60	84.57	82.48
12	J.K State Board of School Education	39117	28111	67228	21720	15480	37200	55.53	55.07	55.33
13	Jharkhand Academic Council, Ranchi	201305	137712	339017	177990	119824	297814	88.42	87.01	87.85
14	Karnataka Secondary Education Examination Board	397292	358015	755307	331427	302356	633783	83.42	84.45	83.91
15	Kerala Board of Public Examination	232438	233740	466178	216414	224665	441079	93.11	96.12	94.62
16	Maharashtra State Board of Secondary & Higher Secondary Education	895856	689515	1585371	703624	577633	1281257	78.54	83.77	80.82

Results of High School Examination - 2008

Table.9 - Annual & Supplementary- Regular & Private Students

S.No	Name of the Board	Number of Students						Pass %age		
		Appeared			Passed			Boys	Girls	Total
		Boys	Girls	Total	Boys	Girls	Total			
17	Board of Secondary Education, Madhya Pradesh	419411	254102	673513	250246	165950	416196	59.67	65.31	61.79
18	Board of Secondary Education, Manipur	12219	12411	24630	7787	6606	14393	63.73	53.23	58.44
19	Meghalaya Board of School Education	18667	20302	38969	10272	11555	21827	55.03	56.92	56.01
20	Mizoram Board of School Education	5934	6275	12209	5067	4099	9166	85.39	65.32	75.08
21	Nagaland Board of School Education	10059	10335	20394	6669	6304	12973	66.30	61.00	63.61
22	Board of Secondary Education, Orissa	202804	174912	377716	113130	95341	208471	55.78	54.51	55.19
23	Punjab School Education Board	193589	164203	357792	153728	100625	254353	79.41	61.28	71.09
24	Board of Secondary Education, Rajasthan	568758	312982	881740	326133	176766	502899	57.34	56.48	57.03
25	Tamil Nadu State Board of School Examination	452338	426064	878402	345742	362020	707762	76.43	84.97	80.57
26	Tripura Board of Secondary Education	19444	15676	35120	12354	8657	21011	63.54	55.22	59.83
27	UP Board of High School & Intermediate Education	1460648	1111287	2571935	459872	570618	1030490	31.48	51.35	40.07
28	Uttanchal Shiksha Evm Pariksha Parishad	93245	76125	169370	51457	52810	104267	55.18	69.37	61.56
29	West Bengal Board of Secondary Education	323417	290592	614009	250455	194043	444498	77.44	66.78	72.39
30	West Bengal Board of Madrasah Education	12761	17245	30006	8268	10977	19245	64.79	63.65	64.14
	Total	8221187	6300457	14521644	5427254	4494777	9922031	66.02	71.34	68.33

Results of High School Examination - 2008

Table.10 - Annual Examination- Regular SC Students

S.No	Name of the Board	Number of Students						Pass %age		
		Appeared			Passed			Boys	Girls	Total
		Boys	Girls	Total	Boys	Girls	Total			
1	Board of Secondary Education, Andhra Pradesh	91566	83063	174629	61802	56270	118072	67.49	67.74	67.61
2	Board of Secondary Education Assam	11222	10222	21444	6526	4953	11479	58.15	48.45	53.53
3	Banasthali Vidyapith, Rajasthan	3	5	8	3	5	8	100.00	100.00	100.00
4	Bihar School Education Board	43956	19218	63174	25081	9808	34889	57.06	51.04	55.23
5	Chhattisgarh Board of Secondary Education	23185	18608	41793	11842	9537	21379	51.08	51.25	51.15
6	Central Board of Secondary Education, New Delhi	24429	18705	43134	21171	16039	37210	86.66	85.75	86.27
7	Council for the Indian School Certificate Examinations, Delhi	1412	958	2370	1378	943	2321	97.59	98.43	97.93
8	Goa Board of Secondary & Higher Secondary Education	65	59	124	42	31	73	64.62	52.54	58.87
9	Gujarat Secondary & Higher Secondary Education Board	38521	22963	61484	19396	12850	32246	50.35	55.96	52.45
10	Board of School Education Haryana	25476	16845	42321	19046	13007	32053	74.76	77.22	75.74
11	H.P. Board of School Education	7469	6852	14321	5365	5252	10617	71.83	76.65	74.14
12	J.K State Board of School Education	NA	NA	NA	NA	NA	NA	NA	NA	NA
13	Jharkhand Academic Council, Ranchi	11123	6104	17227	9701	4957	14658	87.22	81.21	85.09
14	Karnataka Secondary Education Examination Board	64876	56249	121125	38336	33046	71382	59.09	58.75	58.93
15	Kerala Board of Public Examination	20103	21289	41392	15978	18533	34511	79.48	87.05	83.38
16	Maharashtra State Board of Secondary & Higher Secondary Education	127281	99167	226448	90530	74714	165244	71.13	75.34	72.97

Results of High School Examination - 2008

Table.10 - Annual Examination- Regular SC Students

S.No	Name of the Board	Number of Students						Pass %age		
		Appeared			Passed			Boys	Girls	Total
		Boys	Girls	Total	Boys	Girls	Total			
17	Board of Secondary Education, Madhya Pradesh	53183	27840	81023	26932	14944	41876	50.64	53.68	51.68
18	Board of Secondary Education, Manipur	510	494	1004	337	297	634	66.08	60.12	63.15
19	Meghalaya Board of School Education	53	47	100	47	35	82	88.68	74.47	82.00
20	Mizoram Board of School Education	20	10	30	11	7	18	55.00	70.00	60.00
21	Nagaland Board of School Education	100	69	169	87	57	144	87.00	82.61	85.21
22	Board of Secondary Education, Orissa	24182	18677	42859	9126	6269	15395	37.74	33.57	35.92
23	Punjab School Education Board	16319	14130	30449	10810	9644	20454	66.24	68.25	67.17
24	Board of Secondary Education, Rajasthan	73213	34734	107947	39204	17335	56539	53.55	49.91	52.38
25	Tamil Nadu State Board of School Examination	92681	97197	189878	63932	72704	136636	68.98	74.80	71.96
26	Tripura Board of Secondary Education	2845	2024	4869	1755	1223	2978	61.69	60.42	61.16
27	UP Board of High School & Intermediate Education	275491	202070	477561	65322	78728	144050	23.71	38.96	30.16
28	Uttanchal Shiksha Evm Pariksha Parishad	14838	11422	26260	7315	7271	14586	49.30	63.658	55.545
29	West Bengal Board of Secondary Education	76130	58355	134485	54388	33860	88248	71.44	58.02	65.62
30	West Bengal Board of Madrasah Education	235	262	497	120	106	226	51.06	40.46	45.47
	Total	1120487	847638	1968125	605583	502425	1108008	54.05	59.27	56.30

Results of High School Examination - 2008

Table.11 - Supplementary Examination- Regular SC Students

S.No	Name of the Board	Number of Students						Pass %age		
		Appeared			Passed			Boys	Girls	Total
		Boys	Girls	Total	Boys	Girls	Total			
1	Board of Secondary Education, Andhra Pradesh =	--	--	--	--	--	--	--	--	--
2	Board of Secondary Education Assam =	--	--	--	--	--	--	--	--	--
3	Banasthali Vidyapith, Rajasthan	0	0	0	0	0	0	0.00	0.00	0.00
4	Bihar School Education Board *	0	0	0	0	0	0	0.00	0.00	0.00
5	Chhattisgarh Board of Secondary Education	859	719	1578	458	329	787	53.32	45.76	49.87
6	Central Board of Secondary Education, New Delhi	2271	2059	4330	1627	1593	3220	71.64	77.37	74.36
7	Council for the Indian School Certificate Examinations, Delhi @	--	--	--	--	--	--	--	--	--
8	Goa Board of Secondary & Higher Secondary Education	17	24	41	4	2	6	23.53	8.33	14.63
9	Gujarat Secondary & Higher Secondary Education Board	3709	2052	5761	1573	847	2420	42.41	41.28	42.01
10	Board of School Education Haryana =	--	--	--	--	--	--	--	--	--
11	H.P. Board of School Education	1114	966	2080	870	775	1645	78.10	80.23	79.09
12	J.K State Board of School Education =	--	--	--	--	--	--	--	--	--
13	Jharkhand Academic Council, Ranchi	122	77	199	77	43	120	63.11	55.84	60.30
14	Karnataka Secondary Education Examination Board	31306	24220	55526	12783	10472	23255	40.83	43.24	41.88
15	Kerala Board of Public Examination	2009	1439	3448	1302	1000	2302	64.81	69.49	66.76
16	Maharashtra State Board of Secondary & Higher Secondary Education	17891	10972	28863	3161	1939	5100	17.67	17.67	17.67

Results of High School Examination - 2008

Table.11 - Supplementary Examination- Regular SC Students

S.No	Name of the Board	Number of Students						Pass %age		
		Appeared			Passed			Boys	Girls	Total
		Boys	Girls	Total	Boys	Girls	Total			
17	Board of Secondary Education, Madhya Pradesh	7701	4122	11823	5338	3006	8344	69.32	72.93	70.57
18	Board of Secondary Education, Manipur	NA	NA	NA	NA	NA	NA	NA	NA	NA
19	Meghalaya Board of School Education @	--	--	--	--	--	--	--	--	--
20	Mizoram Board of School Education =	--	--	--	--	--	--	--	--	--
21	Nagaland Board of School Education @	--	--	--	--	--	--	--	--	--
22	Board of Secondary Education, Orissa	3538	2851	6389	1120	978	2098	31.66	34.30	32.84
23	Punjab School Education Board =	--	--	--	--	--	--	--	--	--
24	Board of Secondary Education, Rajasthan	7067	4500	11567	2412	1599	4011	34.13	35.53	34.68
25	Tamil Nadu State Board of School Examination	15402	13080	28482	3865	4154	8019	25.09	31.76	28.15
26	Tripura Board of Secondary Education @	--	--	--	--	--	--	--	--	--
27	UP Board of High School & Intermediate Education @	--	--	--	--	--	--	--	--	--
28	Uttanchal Shiksha Evm Pariksha Parishad @	--	--	--	--	--	--	--	--	--
29	West Bengal Board of Secondary Education @	--	--	--	--	--	--	--	--	--
30	West Bengal Board of Madrasah Education	NA	NA	NA	NA	NA	NA	NA	NA	NA
	Total	93006	67081	160087	34590	26737	61327	37.19	39.86	38.31

@ No provision of supplementary examination.

=Students appearing in Supplementary Examination are treated as private candidates only.

Results of High School Examination - 2008

Table.12 - Annual & Supplementary- Regular SC Students

S.No	Name of the Board	Number of Students						Pass %age		
		Appeared			Passed			Boys	Girls	Total
		Boys	Girls	Total	Boys	Girls	Total			
1	Board of Secondary Education, Andhra Pradesh	91566	83063	174629	61802	56270	118072	67.49	67.74	67.61
2	Board of Secondary Education Assam	11222	10222	21444	6526	4953	11479	58.15	48.45	53.53
3	Banasthali Vidyapith, Rajasthan	3	5	8	3	5	8	100.00	100.00	100.00
4	Bihar School Education Board	43956	19218	63174	25081	9808	34889	57.06	51.04	55.23
5	Chhattisgarh Board of Secondary Education	23185	18608	41793	12300	9866	22166	53.05	53.02	53.04
6	Central Board of Secondary Education, New Delhi	24429	18705	43134	22798	17632	40430	93.32	94.26	93.73
7	Council for the Indian School Certificate Examinations, Delhi	1412	958	2370	1378	943	2321	97.59	98.43	97.93
8	Goa Board of Secondary & Higher Secondary Education	65	59	124	46	33	79	70.77	55.93	63.71
9	Gujarat Secondary & Higher Secondary Education Board	38521	22963	61484	20969	13697	34666	54.44	59.65	56.38
10	Board of School Education Haryana	25476	16845	42321	19046	13007	32053	74.76	77.22	75.74
11	H.P. Board of School Education	7469	6852	14321	6235	6027	12262	83.48	87.96	85.62
12	J.K State Board of School Education	NA	NA	NA	NA	NA	NA	NA	NA	NA
13	Jharkhand Academic Council, Ranchi	11123	6104	17227	9778	5000	14778	87.91	81.91	85.78
14	Karnataka Secondary Education Examination Board	64876	56249	121125	51119	43518	94637	78.79	77.37	78.13
15	Kerala Board of Public Examination	20103	21289	41392	17280	19533	36813	85.96	91.75	88.94
16	Maharashtra State Board of Secondary & Higher Secondary Education	127281	99167	226448	93691	76653	170344	73.61	77.30	75.22

Results of High School Examination - 2008

Table.12 - Annual & Supplementary- Regular SC Students

S.No.	Name of the Board	Number of Students						Pass %age		
		Appeared			Passed			Boys	Girls	Total
		Boys	Girls	Total	Boys	Girls	Total			
17	Board of Secondary Education, Madhya Pradesh	53183	27840	81023	32270	17950	50220	60.68	64.48	61.98
18	Board of Secondary Education, Manipur	510	494	1004	337	297	634	66.08	60.12	63.15
19	Meghalaya Board of School Education	53	47	100	47	35	82	88.68	74.47	82.00
20	Mizoram Board of School Education	20	10	30	11	7	18	55.00	70.00	60.00
21	Nagaland Board of School Education	100	69	169	87	57	144	87.00	82.61	85.21
22	Board of Secondary Education, Orissa	24182	18677	42859	10246	7247	17493	42.37	38.80	40.82
23	Punjab School Education Board =	16319	14130	30449	10810	9644	20454	66.24	68.25	67.17
24	Board of Secondary Education, Rajasthan	73213	34734	107947	41616	18934	60550	56.84	54.51	56.09
25	Tamil Nadu State Board of School Examination	92681	97197	189878	67797	76858	144655	73.15	79.07	76.18
26	Tripura Board of Secondary Education	2845	2024	4869	1755	1223	2978	61.69	60.42	61.16
27	UP Board of High School & Intermediate Education	275491	202070	477561	65322	78728	144050	23.71	38.96	30.16
28	Uttaranchal Shiksha Evm Pariksha Parishad	14838	11422	26260	7315	7271	14586	49.30	63.66	55.54
29	West Bengal Board of Secondary Education	76130	58355	134485	54388	33860	88248	71.44	58.02	65.62
30	West Bengal Board of Madrasah Education	235	262	497	120	106	226	51.06	40.46	45.47
	Total	1120487	847638	1968125	640173	529162	1169335	57.13	62.43	59.41

Results of High School Examination - 2008

Table.13 - Annual Examination- Private SC Students

S.No	Name of the Board	Number of Students						Pass %age		
		Appeared			Passed			Boys	Girls	Total
		Boys	Girls	Total	Boys	Girls	Total			
1	Board of Secondary Education, Andhra Pradesh	43124	26319	69443	13837	9755	23592	32.09	37.06	33.97
2	Board of Secondary Education Assam	NA	NA	NA	NA	NA	NA	NA	NA	NA
3	Banasthali Vidyapith, Rajasthan	--	--	--	--	--	--	--	--	--
4	Bihar School Education Board	3140	2207	5347	2192	1422	3614	69.81	64.43	67.59
5	Chhattisgarh Board of Secondary Education	808	538	1346	276	172	448	34.16	31.97	33.28
6	Central Board of Secondary Education, New Delhi	10714	1026	11740	251	225	476	2.34	21.93	4.05
7	Council for the Indian School Certificate Examinations, Delhi	12	7	19	8	6	14	66.67	85.71	73.68
8	Goa Board of Secondary & Higher Secondary Education	0	0	0	0	0	0	0.00	0.00	0.00
9	Gujarat Secondary & Higher Secondary Education Board	574	201	775	109	49	158	18.99	24.38	20.39
10	Board of School Education Haryana	5361	2412	7773	2520	1295	3815	47.01	53.69	49.08
11	H.P. Board of School Education	1719	1033	2752	783	522	1305	45.55	50.53	47.42
12	J.K State Board of School Education	NA	NA	NA	NA	NA	NA	NA	NA	NA
13	Jharkhand Academic Council, Ranchi	6942	3602	10544	5550	2789	8339	79.95	77.43	79.09
14	Karnataka Secondary Education Examination Board	3375	1152	4527	217	103	320	6.43	8.94	7.07
15	Kerala Board of Public Examination	1508	1079	2587	911	776	1687	60.41	71.92	65.21
16	Maharashtra State Board of Secondary & Higher Secondary Education	6153	3144	9297	1730	1044	2774	28.12	33.21	29.84

Results of High School Examination - 2008

Table.13 - Annual Examination- Private SC Students

S.No	Name of the Board	Number of Students						Pass %age		
		Appeared			Passed			Boys	Girls	Total
		Boys	Girls	Total	Boys	Girls	Total			
17	Board of Secondary Education, Madhya Pradesh	14751	6949	21700	3328	1644	4972	22.56	23.66	22.91
18	Board of Secondary Education, Manipur	44	90	134	18	29	47	40.91	32.22	35.07
19	Meghalaya Board of School Education	62	70	132	32	41	73	51.61	58.57	55.30
20	Mizoram Board of School Education	10	4	14	2	1	3	20.00	25.00	21.43
21	Nagaland Board of School Education	19	16	35	11	6	17	57.89	37.50	48.57
22	Board of Secondary Education, Orissa	7728	4882	12610	2742	1841	4583	35.48	37.71	36.34
23	Punjab School Education Board	3320	2269	5589	1606	1332	2938	48.37	58.70	52.57
24	Board of Secondary Education, Rajasthan	9344	5803	15147	1024	625	1649	10.96	10.77	10.89
25	Tamil Nadu State Board of School Examination	19012	10202	29214	5890	3828	9718	30.98	37.52	33.26
26	Tripura Board of Secondary Education	72	47	119	16	12	28	22.22	25.53	23.53
27	UP Board of High School & Intermediate Education	14696	6253	20949	2029	1514	3543	13.81	24.21	16.91
28	Uttanchal Shiksha Evm Pariksha Parishad	3098	1143	4241	982	533	1515	31.70	46.63	35.72
29	West Bengal Board of Secondary Education	0	0	0	0	0	0	0.00	0.00	0.00
30	West Bengal Board of Madrasah Education	74	67	141	35	32	67	47.30	47.76	47.52
	Total	155660	80515	236175	46099	29596	75695	29.62	36.76	32.05

Results of High School Examination - 2008

Table 14 - Supplimentary Examination- Private SC Students

S.No	Name of the Board	Number of Students						Pass %age		
		Appeared			Passed			Boys	Girls	Total
		Boys	Girls	Total	Boys	Girls	Total			
1	Board of Secondary Education, Andhra Pradesh #	61141	44703	105844	18417	14299	32716	30.12	31.99	30.91
2	Board of Secondary Education Assam	NA	NA	NA	NA	NA	NA	NA	NA	NA
3	Banasthali Vidyapith, Rajasthan	--	--	--	--	--	--	--	--	--
4	Bihar School Education Board *	0	0	0	0	0	0	0.00	0.00	0.00
5	Chhattisgarh Board of Secondary Education	36	23	59	17	10	27	47.22	43.48	45.76
6	Central Board of Secondary Education, New Delhi	283	288	571	8	6	14	2.83	2.08	2.45
7	Council for the Indian School Certificate Examinations, Delhi @	--	--	--	--	--	--	--	--	--
8	Goa Board of Secondary & Higher Secondary Education	0	0	0	0	0	0	0.00	0.00	0.00
9	Gujarat Secondary & Higher Secondary Education Board	46	23	69	17	7	24	36.96	30.43	34.78
10	Board of School Education Haryana	7487	3	7490	1405	0	1405	18.77	0.00	18.76
11	H.P. Board of School Education	213	134	347	133	99	232	62.44	73.88	66.86
12	J.K State Board of School Education	NA	NA	NA	NA	NA	NA	NA	NA	NA
13	Jharkhand Academic Council, Ranchi	96	70	166	49	30	79	51.04	42.86	47.59
14	Karnataka Secondary Education Examination Board	3484	1050	4534	751	255	1006	21.56	24.29	22.19
15	Kerala Board of Public Examination	0	0	0	0	0	0	0	0	0
16	Maharashtra State Board of Secondary & Higher Secondary Education	1979	1117	3096	252	162	414	12.73	14.50	13.37

Results of High School Examination - 2008

Table 14 - Supplementary Examination- Private SC Students

S.No	Name of the Board	Number of Students						Pass %age		
		Appeared			Passed			Boys	Girls	Total
		Boys	Girls	Total	Boys	Girls	Total			
17	Board of Secondary Education, Madhya Pradesh	2373	1235	3608	1463	782	2245	61.65	63.32	62.22
18	Board of Secondary Education, Manipur	NA	NA	NA	NA	NA	NA	NA	NA	NA
19	Meghalaya Board of School Education @	--	--	--	--	--	--	--	--	--
20	Mizoram Board of School Education	0	0	0	0	0	0	0.00	0.00	0.00
21	Nagaland Board of School Education @	--	--	--	--	--	--	--	--	--
22	Board of Secondary Education, Orissa	1925	1399	3324	781	552	1333	40.57	39.46	40.10
23	Punjab School Education Board #	3909	2927	6836	1909	1405	3314	48.84	48.00	48.48
24	Board of Secondary Education, Rajasthan	763	560	1323	243	162	405	31.85	28.93	30.61
25	Tamil Nadu State Board of School Examination %	7553	3740	11293	2235	1409	3644	29.59	37.67	32.27
26	Tripura Board of Secondary Education @	--	--	--	--	--	--	--	--	--
27	UP Board of High School & Intermediate Education @	--	--	--	--	--	--	--	--	--
28	Uttranchal Shiksha Evm Pariksha Parishad @	--	--	--	--	--	--	--	--	--
29	West Bengal Board of Secondary Education @	--	--	--	--	--	--	--	--	--
30	West Bengal Board of Madrasah Education	NA	NA	NA	NA	NA	NA	NA	NA	NA
	Total	91288	57272	148560	27680	19178	46858	30.32	33.49	31.54

@ No provision of supplementary examination

In the Supplementary Examination , all candidates are treated as Private Candidates only.

% No provision of Private candidates in Supplementary Examination

Results of High School Examination - 2008

Table 15 - Annual & Supplementary- Private SC Students

S.No	Name of the Board	Number of Students						Pass %age		
		Appeared			Passed			Boys	Girls	Total
		Boys	Girls	Total	Boys	Girls	Total			
1	Board of Secondary Education, Andhra Pradesh	43124	26319	69443	32254	24054	56308	74.79	91.39	81.09
2	Board of Secondary Education Assam	NA	NA	NA	0	0	0	NA	NA	NA
3	Banasthali Vidyapith, Rajasthan	--	--	--	0	0	0	--	--	--
4	Bihar School Education Board	3140	2207	5347	2192	1422	3614	69.81	64.43	67.59
5	Chhattisgarh Board of Secondary Education	808	538	1346	293	182	475	36.26	33.83	35.29
6	Central Board of Secondary Education, New Delhi	10714	1026	11740	259	231	490	2.42	22.51	4.17
7	Council for the Indian School Certificate Examinations, Delhi	12	7	19	8	6	14	66.67	85.71	73.68
8	Goa Board of Secondary & Higher Secondary Education	0	0	0	0	0	0	0	0	0
9	Gujarat Secondary & Higher Secondary Education Board	574	201	775	126	56	182	21.95	27.86	23.48
10	Board of School Education Haryana	5361	2412	7773	3925	1295	5220	73.21	53.69	67.16
11	H.P. Board of School Education	1719	1033	2752	916	621	1537	53.29	60.12	55.85
12	J.K State Board of School Education	NA	NA	NA	0	0	0	NA	NA	NA
13	Jharkhand Academic Council, Ranchi	6942	3602	10544	5599	2819	8418	80.65	78.26	79.84
14	Karnataka Secondary Education Examination Board	3375	1152	4527	968	358	1326	28.68	31.08	29.29
15	Kerala Board of Public Examination	1508	1079	2587	911	776	1687	60.41	71.92	65.21
16	Maharashtra State Board of Secondary & Higher Secondary Education	6153	3144	9297	1982	1206	3188	32.21	38.36	34.29

Results of High School Examination - 2008

Table 15 - Annual & Supplementary- Private SC Students

S.No	Name of the Board	Number of Students						Pass %age		
		Appeared			Passed			Boys	Girls	Total
		Boys	Girls	Total	Boys	Girls	Total			
17	Board of Secondary Education, Madhya Pradesh	14751	6949	21700	4791	2426	7217	32.48	34.91	33.26
18	Board of Secondary Education, Manipur	44	90	134	18	29	47	40.91	32.22	35.07
19	Meghalaya Board of School Education	62	70	132	32	41	73	51.61	58.57	55.30
20	Mizoram Board of School Education	10	4	14	2	1	3	20.00	25.00	21.43
21	Nagaland Board of School Education	19	16	35	11	6	17	57.89	37.50	48.57
22	Board of Secondary Education, Orissa	7728	4882	12610	3523	2393	5916	45.59	49.02	46.92
23	Punjab School Education Board #	5515	4259	9774	3515	2737	6252	63.74	64.26	63.97
24	Board of Secondary Education, Rajasthan	9344	5803	15147	1267	787	2054	13.56	13.56	13.56
25	Tamil Nadu State Board of School Examination	19012	10202	29214	8125	5237	13362	42.74	51.33	45.74
26	Tripura Board of Secondary Education	72	47	119	16	12	28	22.22	25.53	23.53
27	UP Board of High School & Intermediate Education	14696	6253	20949	2029	1514	3543	13.81	24.21	16.91
28	Uttranchal Shiksha Evm Pariksha Parishad	3098	1143	4241	982	533	1515	31.70	46.63	35.72
29	West Bengal Board of Secondary Education	0	0	0	0	0	0	0	0	0
30	West Bengal Board of Madrasah Education	74	67	141	35	32	67	47.30	47.76	47.52
	Total	157855	82505	240360	73779	48774	122553	46.74	59.12	50.99

students appeared includes 2195 boys and 1990 girls failed in regular examination

Results of High School Examination - 2008

Table 16 - Annual Examination- Regular & Private SC Students

S.No	Name of the Board	Number of Students						Pass %age		
		Appeared			Passed			Boys	Girls	Total
		Boys	Girls	Total	Boys	Girls	Total			
1	Board of Secondary Education, Andhra Pradesh	134690	109382	244072	75639	66025	141664	56.16	60.36	58.04
2	Board of Secondary Education Assam	11222	10222	21444	6526	4953	11479	58.15	48.45	53.53
3	Banasthali Vidyapith, Rajasthan	3	5	8	3	5	8	100.00	100.00	100.00
4	Bihar School Education Board	47096	21425	68521	27273	11230	38503	57.91	52.42	56.19
5	Chhattisgarh Board of Secondary Education	23993	19146	43139	12118	9709	21827	50.51	50.71	50.60
6	Central Board of Secondary Education, New Delhi	35143	19731	54874	21422	16264	37686	60.96	82.43	68.68
7	Council for the Indian School Certificate Examinations, Delhi	1424	965	2389	1386	949	2335	97.33	98.34	97.74
8	Goa Board of Secondary & Higher Secondary Education	65	59	124	42	31	73	64.62	52.54	58.87
9	Gujarat Secondary & Higher Secondary Education Board	39095	23164	62259	19505	12899	32404	49.89	55.69	52.05
10	Board of School Education Haryana	30837	19257	50094	21566	14302	35868	69.94	74.27	71.60
11	H.P. Board of School Education	9188	7885	17073	6148	5774	11922	66.91	73.23	69.83
12	J.K State Board of School Education	NA	NA	NA	NA	NA	NA	NA	NA	NA
13	Jharkhand Academic Council, Ranchi	18065	9706	27771	15251	7746	22997	84.42	79.81	82.81
14	Karnataka Secondary Education Examination Board	68251	57401	125652	38553	33149	71702	56.49	57.75	57.06
15	Kerala Board of Public Examination	21611	22368	43979	16889	19309	36198	78.15	86.32	82.31
16	Maharashtra State Board of Secondary & Higher Secondary Education	133434	102311	235745	92260	75758	168018	69.14	74.05	71.27

Results of High School Examination - 2008

Table 16 - Annual Examination- Regular & Private SC Students

S.No	Name of the Board	Number of Students						Pass %age		
		Appeared			Passed			Boys	Girls	Total
		Boys	Girls	Total	Boys	Girls	Total			
17	Board of Secondary Education, Madhya Pradesh	67934	34789	102723	30260	16588	46848	44.54	47.68	45.61
18	Board of Secondary Education, Manipur	554	584	1138	355	326	681	64.08	55.82	59.84
19	Meghalaya Board of School Education	115	117	232	79	76	155	68.70	64.96	66.81
20	Mizoram Board of School Education	30	14	44	13	8	21	43.33	57.14	47.73
21	Nagaland Board of School Education	119	85	204	98	63	161	82.35	74.12	78.92
22	Board of Secondary Education, Orissa	31910	23559	55469	11868	8110	19978	37.19	34.42	36.02
23	Punjab School Education Board	19639	16399	36038	12416	10976	23392	63.22	66.93	64.91
24	Board of Secondary Education, Rajasthan	82557	40537	123094	40228	17960	58188	48.73	44.31	47.27
25	Tamil Nadu State Board of School Examination	111693	107399	219092	69822	76532	146354	62.51	71.26	66.80
26	Tripura Board of Secondary Education	2917	2071	4988	1771	1235	3006	60.71	59.63	60.26
27	UP Board of High School & Intermediate Education	290187	208323	498510	67351	80242	147593	23.21	38.52	29.61
28	Uttaranchal Shiksha Evm Pariksha Parishad	17936	12565	30501	8297	7804	16101	46.26	62.11	52.79
29	West Bengal Board of Secondary Education	76130	58355	134485	54388	33860	88248	71.44	58.02	65.62
30	West Bengal Board of Madrasah Education	309	329	638	155	138	293	50.16	41.95	45.92
	Total	1276147	928153	2204300	651682	532021	1183703	51.07	57.32	53.70

Results of High School Examination - 2008

Table 17 - Supplementary Examination- Regular & Private SC Students

S.No	Name of the Board	Number of Students						Pass %age		
		Appeared			Passed			Boys	Girls	Total
		Boys	Girls	Total	Boys	Girls	Total			
1	Board of Secondary Education, Andhra Pradesh	61141	44703	105844	18417	14299	32716	30.12	31.99	30.91
2	Board of Secondary Education Assam	NA	NA	NA	NA	NA	NA	NA	NA	NA
3	Banasthali Vidyapith, Rajasthan	0	0	0	0	0	0	0.00	0.00	0.00
4	Bihar School Education Board *	0	0	0	0	0	0	0	0	0
5	Chhattisgarh Board of Secondary Education	895	742	1637	475	339	814	53.07	45.69	49.73
6	Central Board of Secondary Education, New Delhi	2554	2347	4901	1635	1599	3234	64.02	68.13	65.99
7	Council for the Indian School Certificate Examinations, Delhi @	--	--	--	--	--	--	--	--	--
8	Goa Board of Secondary & Higher Secondary Education	17	24	41	4	2	6	0.00	0.00	0.00
9	Gujarat Secondary & Higher Secondary Education Board	3755	2075	5830	1590	854	2444	42.34	41.16	41.92
10	Board of School Education Haryana	7487	3	7490	1405	0	1405	18.77	0.00	18.76
11	H.P. Board of School Education	1327	1100	2427	1003	874	1877	75.58	79.45	77.34
12	J.K State Board of School Education	NA	NA	NA	NA	NA	NA	NA	NA	NA
13	Jharkhand Academic Council, Ranchi	218	147	365	126	73	199	57.80	49.66	54.52
14	Karnataka Secondary Education Examination Board	34790	25270	60060	13534	10727	24261	38.90	42.45	40.39
15	Kerala Board of Public Examination	2009	1439	3448	1302	1000	2302	64.81	69.49	66.76
16	Maharashtra State Board of Secondary & Higher Secondary Education	19870	12089	31959	3413	2101	5514	17.18	17.38	17.25

Results of High School Examination - 2008

Table 17 - Supplementary Examination- Regular & Private SC Students

S.No	Name of the Board	Number of Students						Pass %age		
		Appeared			Passed			Boys	Girls	Total
		Boys	Girls	Total	Boys	Girls	Total			
17	Board of Secondary Education, Madhya Pradesh	10074	5357	15431	6801	3788	10589	67.51	70.71	68.62
18	Board of Secondary Education, Manipur	0	0	0	0	0	0	0.00	0.00	0.00
19	Meghalaya Board of School Education @	--	--	--	--	--	--	--	--	--
20	Mizoram Board of School Education	0	0	0	0	0	0	0.00	0.00	0.00
21	Nagaland Board of School Education @	--	--	--	--	--	--	--	--	--
22	Board of Secondary Education, Orissa	5463	4250	9713	1901	1530	3431	34.80	36.00	35.32
23	Punjab School Education Board	3909	2927	6836	1909	1405	3314	48.84	48.00	48.48
24	Board of Secondary Education, Rajasthan	7830	5060	12890	2655	1761	4416	33.91	34.80	34.26
25	Tamil Nadu State Board of School Examination	22955	16820	39775	6100	5563	11663	26.57	33.07	29.32
26	Tripura Board of Secondary Education @	--	--	--	--	--	--	--	--	--
27	UP Board of High School & Intermediate Education @	--	--	--	--	--	--	--	--	--
28	Uttanchal Shiksha Evm Pariksha Parishad @	--	--	--	--	--	--	--	--	--
29	West Bengal Board of Secondary Education @	--	--	--	--	--	--	--	--	--
30	West Bengal Board of Madrasah Education	NA	NA	NA	NA	NA	NA	NA	NA	NA
	Total	184294	124353	308647	62270	45915	108185	33.79	36.92	35.05

@: No provision of supplementary examination

* Supplementary Examination could not be held because of flood in the State.

Results of High School Examination - 2008

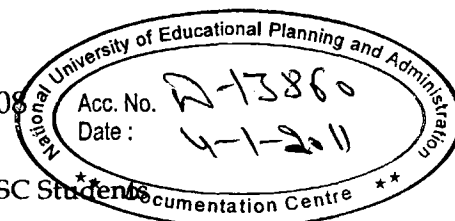


Table 18 - Annual & Supplementary- Regular & Private SC Students

S.No	Name of the Board	Number of Students						Pass %age		
		Appeared			Passed			Boys	Girls	Total
		Boys	Girls	Total	Boys	Girls	Total			
1	Board of Secondary Education, Andhra Pradesh	134690	109382	244072	94056	80324	174380	69.83	73.43	71.45
2	Board of Secondary Education Assam	11222	10222	21444	6526	4953	11479	58.15	48.45	53.53
3	Banasthali Vidyapith, Rajasthan	3	5	8	3	5	8	100.00	100.00	100.00
4	Bihar School Education Board	47096	21425	68521	27273	11230	38503	57.91	52.42	56.19
5	Chhattisgarh Board of Secondary Education	23993	19146	43139	12593	10048	22641	52.49	52.48	52.48
6	Central Board of Secondary Education, New Delhi	35143	19731	54874	23057	17863	40920	65.61	90.53	74.57
7	Council for the Indian School Certificate Examinations, Delhi	1424	965	2389	1386	949	2335	97.33	98.34	97.74
8	Goa Board of Secondary & Higher Secondary Education	65	59	124	46	33	79	70.77	55.93	63.71
9	Gujarat Secondary & Higher Secondary Education Board	39095	23164	62259	21095	13753	34848	53.96	59.37	55.97
10	Board of School Education Haryana	30837	19257	50094	22971	14302	37273	74.49	74.27	74.41
11	H.P. Board of School Education	9188	7885	17073	7151	6648	13799	77.83	84.31	80.82
12	J.K State Board of School Education	NA	NA	NA	NA	NA	NA	NA	NA	NA
13	Jharkhand Academic Council, Ranchi	18065	9706	27771	15377	7819	23196	85.12	80.56	83.53
14	Karnataka Secondary Education Examination Board	68251	57401	125652	52087	43876	95963	76.32	76.44	76.37
15	Kerala Board of Public Examination	21611	22368	43979	18191	20309	38500	84.17	90.79	87.54
16	Maharashtra State Board of Secondary & Higher Secondary Education	133434	102311	235745	95673	77859	173532	71.70	76.10	73.61

Results of High School Examination - 2008

Table 18 - Annual & Supplementary- Regular & Private SC Students

S.No	Name of the Board	Number of Students						Pass %age		
		Appeared			Passed			Boys	Girls	Total
		Boys	Girls	Total	Boys	Girls	Total			
17	Board of Secondary Education, Madhya Pradesh	67934	34789	102723	37061	20376	57437	54.55	58.57	55.91
18	Board of Secondary Education, Manipur	554	584	1138	355	326	681	64.08	55.82	59.84
19	Meghalaya Board of School Education	115	117	232	79	76	155	68.70	64.96	66.81
20	Mizoram Board of School Education	30	14	44	13	8	21	43.33	57.14	47.73
21	Nagaland Board of School Education	119	85	204	98	63	161	82.35	74.12	78.92
22	Board of Secondary Education, Orissa	31910	23559	55469	13769	9640	23409	43.15	40.92	42.20
23	Punjab School Education Board	19639	16399	36038	14325	12381	26706	72.94	75.50	74.11
24	Board of Secondary Education, Rajasthan	82557	40537	123094	42883	19721	62604	51.94	48.65	50.86
25	Tamil Nadu State Board of School Examination	111693	107399	219092	75922	82095	158017	67.97	76.44	72.12
26	Tripura Board of Secondary Education	2917	2071	4988	1771	1235	3006	60.71	59.63	60.26
27	UP Board of High School & Intermediate Education	290187	208323	498510	67351	80242	147593	23.21	38.52	29.61
28	Uttaranchal Shiksha Evm Pariksha Parishad	17936	12565	30501	8297	7804	16101	46.26	62.11	52.79
29	West Bengal Board of Secondary Education	76130	58355	134485	54388	33860	88248	71.44	58.02	65.62
30	West Bengal Board of Madrasah Education	309	329	638	155	138	293	50.16	41.95	45.92
	Total	1276147	928153	2204300	713952	577936	1291888	55.95	62.27	58.61

Results of High School Examination - 2008

Table 19 - Annual Examination- Regular ST Students

S.No	Name of the Board	Number of Students						Pass %age		
		Appeared			Passed			Boys	Girls	Total
		Boys	Girls	Total	Boys	Girls	Total			
1	Board of Secondary Education, Andhra Pradesh	31031	21315	52346	21513	14471	35984	69.33	67.89	68.74
2	Board of Secondary Education Assam	23581	22205	45786	11366	8951	20317	48.20	40.31	44.37
3	Banasthali Vidyapith, Rajasthan	2	34	36	2	24	26	100.00	70.59	72.22
4	Bihar School Education Board	3022	1259	4281	1822	807	2629	60.29	64.10	61.41
5	Chhattisgarh Board of Secondary Education	43488	33060	76548	17067	12212	29279	39.25	36.94	38.25
6	Central Board of Secondary Education, New Delhi	13113	10193	23306	8556	6041	14597	65.25	59.27	62.63
7	Council for the Indian School Certificate Examinations, Delhi	1614	1365	2979	1593	1345	2938	98.70	98.53	98.62
8	Goa Board of Secondary & Higher Secondary Education	322	306	628	195	154	349	60.56	50.33	55.57
9	Gujarat Secondary & Higher Secondary Education Board	50975	37011	87986	27509	22185	49694	53.97	59.94	56.48
10	Board of School Education Haryana	84	54	138	60	37	97	71.43	68.52	70.29
11	H.P. Board of School Education	1430	1132	2562	997	837	1834	69.72	73.94	71.58
12	J.K State Board of School Education	NA	NA	NA	NA	NA	0	NA	NA	NA
13	Jharkhand Academic Council, Ranchi	24548	17959	42507	21345	15283	36628	86.95	85.10	86.17
14	Karnataka Secondary Education Examination Board	23751	19627	43378	14558	12342	26900	61.29	62.88	62.01
15	Kerala Board of Public Examination	2354	2482	4836	1881	2107	3988	79.91	84.89	82.46
16	Maharashtra State Board of Secondary & Higher Secondary Education	63137	44546	107683	44602	32682	77284	70.64	73.37	71.77

Results of High School Examination - 2008

Table 19 - Annual Examination- Regular ST Students

S.No	Name of the Board	Number of Students						Pass %age		
		Appeared			Passed			Boys	Girls	Total
		Boys	Girls	Total	Boys	Girls	Total			
17	Board of Secondary Education, Madhya Pradesh	33321	20371	53692	16468	9931	26399	49.42	48.75	49.17
18	Board of Secondary Education, Manipur	4171	4282	8453	3120	2874	5994	74.80	67.12	70.91
19	Meghalaya Board of School Education	5693	6225	11918	4455	4794	9249	78.25	77.01	77.61
20	Mizoram Board of School Education	4179	4490	8669	3260	3298	6558	78.01	73.45	75.65
21	Nagaland Board of School Education	7135	6966	14101	4787	4246	9033	67.09	60.95	64.06
22	Board of Secondary Education, Orissa	24936	21080	46016	10535	7751	18286	42.25	36.77	39.74
23	Punjab School Education Board	232	207	439	171	160	331	73.71	77.29	75.40
24	Board of Secondary Education, Rajasthan	59327	29208	88535	27433	12145	39578	46.24	41.58	44.70
25	Tamil Nadu State Board of School Examination	3111	2487	5598	2130	1785	3915	68.47	71.77	69.94
26	Tripura Board of Secondary Education	3649	2741	6390	1603	927	2530	43.93	33.82	39.59
27	UP Board of High School & Intermediate Education	7875	4873	12748	2707	2307	5014	34.37	47.34	39.33
28	Uttanchal Shiksha Evm Pariksha Parishad	2513	2611	30501	1446	1658	3104	46.26	62.11	52.79
29	West Bengal Board of Secondary Education	13471	8808	22279	7358	3819	11177	54.62	43.36	50.17
30	West Bengal Board of Madrasah Education	68	61	129	29	20	49	42.65	32.79	37.98
	Total	452133	326958	804468	258568	185193	443761	57.19	56.64	55.16

Results of High School Examination - 2008

Table 20 - Supplementary Examination- Regular ST Students

S.No	Name of the Board	Number of Students						Pass %age		
		Appeared			Passed			Boys	Girls	Total
		Boys	Girls	Total	Boys	Girls	Total			
1	Board of Secondary Education, Andhra Pradesh =	--	--	--	--	--	--	--	--	--
2	Board of Secondary Education Assam =	--	--	--	--	--	--	--	--	--
3	Banasthali Vidyapith, Rajasthan	0	6	6	0	6	6	0.00	100	100
4	Bihar School Education Board *	0	0	0	0	0	0	0.00	0.00	0.00
5	Chhattisgarh Board of Secondary Education	1281	954	2235	673	506	1179	52.54	53.04	52.75
6	Central Board of Secondary Education, New Delhi	2747	2521	5268	1900	1808	3708	69.17	71.72	70.39
7	Council for the Indian School Certificate Examinations, Delhi @	1614	1365	2979	1593	1345	2938	98.70	98.53	98.62
8	Goa Board of Secondary & Higher Secondary Education	88	63	151	21	16	37	23.86	25.40	24.50
9	Gujarat Secondary & Higher Secondary Education Board	4281	2841	7122	2219	1450	3669	0.00	0.00	0.00
10	Board of School Education Haryana =	--	--	--	--	--	--	--	--	--
11	H.P. Board of School Education=	243	161	404	188	120	308.00	77.37	74.53	76.24
12	J.K State Board of School Education	--	--	--	--	--	--	--	--	--
13	Jharkhand Academic Council, Ranchi	216	173	389	112	81	193	51.85	46.82	49.61
14	Karnataka Secondary Education Examination Board	10231	7122	17353	4359	3266	7625	0.00	45.86	43.94
15	Kerala Board of Public Examination	254	203	457	193	165	358	75.98	81.28	78.34
16	Maharashtra State Board of Secondary & Higher Secondary Education	5719	3230	8949	1044	566	1610	18.25	17.52	17.99

Results of High School Examination - 2008

Table 20 - Supplementary Examination- Regular ST Students

S.No	Name of the Board	Number of Students						Pass %age		
		Appeared			Passed			Boys	Girls	Total
		Boys	Girls	Total	Boys	Girls	Total			
17	Board of Secondary Education, Madhya Pradesh	5205	3326	8531	3349	2253	5602	64.34	67.74	65.67
18	Board of Secondary Education, Manipur	NA	NA	NA	NA	NA	NA	NA	NA	NA
19	Meghalaya Board of School Education @	--	--	--	--	--	--	--	--	--
20	Mizoram Board of School Education =	--	--	--	--	--	--	--	--	--
21	Nagaland Board of School Education @	--	--	--	--	--	--	--	--	--
22	Board of Secondary Education, Orissa	4243	3249	7492	1359	1135	2494	32.03	34.93	33.29
23	Punjab School Education Board =	--	--	--	--	--	--	--	--	--
24	Board of Secondary Education, Rajasthan	6993	3880	10873	2466	1282	3748	35.26	33.04	34.47
25	Tamil Nadu State Board of School Examination	475	344	819	143	126	269	30.11	36.63	32.84
26	Tripura Board of Secondary Education @	--	--	--	--	--	--	--	--	--
27	UP Board of High School & Intermediate Education @	--	--	--	--	--	--	--	--	--
28	Uttanchal Shiksha Evm Pariksha Parishad @	--	--	--	--	--	--	--	--	--
29	West Bengal Board of Secondary Education @	--	--	--	--	--	--	--	--	--
30	West Bengal Board of Madrasah Education	NA	NA	NA	NA	NA	NA	NA	NA	NA
	Total	43590	29438	73028	19619	14125	33744	45.01	47.98	46.21

@ No provision of supplementary examination

=Students appearing in Supplementary Examination are treated as private candidates only.

* Supplementary Examination could not be held because of flood in the State.

Results of High School Examination - 2008

Table 21 - Annual & Supplementary- Regular ST Students

S.No	Name of the Board	Number of Students						Pass %age		
		Appeared			Passed			Boys	Girls	Total
		Boys	Girls	Total	Boys	Girls	Total			
1	Board of Secondary Education, Andhra Pradesh	31031	21315	52346	21513	14471	35984	69.33	67.89	68.74
2	Board of Secondary Education Assam	23581	22205	45786	11366	8951	20317	48.20	40.31	44.37
3	Banasthali Vidyapith, Rajasthan	2	34	36	2	30	32	100.00	88.24	88.89
4	Bihar School Education Board	3022	1259	4281	1822	807	2629	60.29	64.10	61.41
5	Chhattisgarh Board of Secondary Education	43488	33060	76548	17740	12718	30458	40.79	38.47	39.79
6	Central Board of Secondary Education, New Delhi	13113	10193	23306	10456	7849	18305	79.74	77.00	78.54
7	Council for the Indian School Certificate Examinations, Delhi	1614	1365	2979	3186	2690	5876	197.40	197.07	197.25
8	Goa Board of Secondary & Higher Secondary Education	322	306	628	216	170	386	67.08	55.56	61.46
9	Gujarat Secondary & Higher Secondary Education Board	50975	37011	87986	29728	23635	53363	58.32	63.86	60.65
10	Board of School Education Haryana	84	54	138	60	37	97	71.43	68.52	70.29
11	H.P. Board of School Education	1430	1132	2562	1185	957	2142	82.87	84.54	83.61
12	J.K State Board of School Education	NA	NA	NA	0	0	0	NA	NA	NA
13	Jharkhand Academic Council, Ranchi	24548	17959	42507	21457	15364	36821	87.41	85.55	86.62
14	Karnataka Secondary Education Examination Board	23751	19627	43378	18917	15608	34525	79.65	79.52	79.59
15	Kerala Board of Public Examination	2354	2482	4836	2074	2272	4346	88.11	91.54	89.87
16	Maharashtra State Board of Secondary & Higher Secondary Education	63137	44546	107683	45646	33248	78894	72.30	74.64	73.27

Results of High School Examination - 2008

Table 21 - Annual & Supplementary- Regular ST Students

S.No	Name of the Board	Number of Students						Pass %age		
		Appeared			Passed			Boys	Girls	Total
		Boys	Girls	Total	Boys	Girls	Total			
17	Board of Secondary Education, Madhya Pradesh	33321	20371	53692	19817	12184	32001	59.47	59.81	59.60
18	Board of Secondary Education, Manipur	4171	4282	8453	3120	2874	5994	74.80	67.12	70.91
19	Meghalaya Board of School Education	5693	6225	11918	4455	4794	9249	78.25	77.01	77.61
20	Mizoram Board of School Education	4179	4490	8669	3260	3298	6558	78.01	73.45	75.65
21	Nagaland Board of School Education	7135	6966	14101	4787	4246	9033	67.09	60.95	64.06
22	Board of Secondary Education, Orissa	24936	21080	46016	11894	8886	20780	47.70	42.15	45.16
23	Punjab School Education Board	232	207	439	171	160	331	73.71	77.29	75.40
24	Board of Secondary Education, Rajasthan	59327	29208	88535	29899	13427	43326	50.40	45.97	48.94
25	Tamil Nadu State Board of School Examination	3111	2487	5598	2273	1911	4184	73.06	76.84	74.74
26	Tripura Board of Secondary Education	3649	2741	6390	1603	927	2530	43.93	33.82	39.59
27	UP Board of High School & Intermediate Education	7875	4873	12748	2707	2307	5014	34.37	47.34	39.33
28	Uttranchal Shiksha Evm Pariksha Parishad	2513	2611	30501	1446	1658	3104	46.26	62.11	52.79
29	West Bengal Board of Secondary Education	13471	8808	22279	7358	3819	11177	54.62	43.36	50.17
30	West Bengal Board of Madrasah Education	68	61	129	29	20	49	42.65	32.79	37.98
	Total	452133	326958	804468	278187	199318	477505	61.53	60.96	59.36

Results of High School Examination - 2008

Table 22 - Annual Examination- Private ST Students

S.No.	Name of the Board	Number of Students						Pass %age		
		Appeared			Passed			Boys	Girls	Total
		Boys	Girls	Total	Boys	Girls	Total			
1	Board of Secondary Education, Andhra Pradesh	13548	6641	20189	3327	1796	5123	24.56	27.04	25.38
2	Board of Secondary Education Assam	NA	NA	NA	NA	NA	NA	NA	NA	NA
3	Banasthali Vidyapith, Rajasthan	--	--	--	--	--	--	--	--	--
4	Bihar School Education Board	398	354	752	274	244	518	68.84	68.93	68.88
5	Chhattisgarh Board of Secondary Education	2079	1459	3538	508	401	909	24.43	27.48	25.69
6	Central Board of Secondary Education, New Delhi	792	670	1462	194	170	364	24.49	25.37	24.90
7	Council for the Indian School Certificate Examinations, Delhi	9	4	13	7	1	8	77.78	25.00	61.54
8	Goa Board of Secondary & Higher Secondary Education	0	0	0	0	0	0	0.00	0.00	0.00
9	Gujarat Secondary & Higher Secondary Education Board	219	91	310	59	38	97	26.94	41.76	31.29
10	Board of School Education Haryana	33	2	35	14	1	15	42.42	50.00	42.86
11	H.P. Board of School Education	620	452	1072	252	184	436	40.645	40.708	40.67
12	J.K State Board of School Education	NA	NA	NA	NA	NA	NA	NA	NA	NA
13	Jharkhand Academic Council, Ranchi	18319	10860	29179	15027	8798	23825	82.03	81.01	81.65
14	Karnataka Secondary Education Examination Board	887	274	1161	69	30	99	7.78	10.95	8.53
15	Kerala Board of Public Examination	462	276	738	151	139	290	32.68	50.36	39.30
16	Maharashtra State Board of Secondary & Higher Secondary Education	1627	728	2355	484	259	743	29.75	35.58	31.55

Results of High School Examination - 2008

Table 22 - Annual Examination- Private ST Students

S.No.	Name of the Board	Number of Students						Pass %age		
		Appeared			Passed			Boys	Girls	Total
		Boys	Girls	Total	Boys	Girls	Total			
17	Board of Secondary Education, Madhya Pradesh	13506	5806	19312	2855	1282	4137	21.14	22.08	21.42
18	Board of Secondary Education, Manipur	224	265	489	107	110	217	47.77	41.51	44.38
19	Meghalaya Board of School Education	10975	12326	23301	4390	5524	9914	40.00	44.82	42.55
20	Mizoram Board of School Education	1725	1771	3496	557	482	1039	32.29	27.22	29.72
21	Nagaland Board of School Education	1785	2101	3886	894	1161	1955	50.08	55.26	50.31
22	Board of Secondary Education, Orissa	7099	4537	11636	2810	1823	4633	39.58	40.18	39.82
23	Punjab School Education Board	87	80	167	42	49	91	48.28	61.25	54.49
24	Board of Secondary Education, Rajasthan	7192	4396	11588	682	431	1113	9.48	9.80	9.60
25	Tamil Nadu State Board of School Examination	596	321	917	220	116	336	36.91	36.14	36.64
26	Tripura Board of Secondary Education	201	256	457	56	71	127	27.86	27.73	27.79
27	UP Board of High School & Intermediate Education	341	190	531	93	84	177	27.27	44.21	33.33
28	Uttaranchal Shiksha Evm Pariksha Parishad	948	483	30501	266	214	16101	46.26	62.11	52.79
29	West Bengal Board of Secondary Education	0	0	0	0	0	0	0.00	0.00	0.00
30	West Bengal Board of Madrasah Education	25	13	38	7	8	15	28.00	61.54	39.47
	Total	83697	54356	167123	33345	23416	72282	39.84	43.08	43.25

Results of High School Examination - 2008

Table 23 - Supplementary Examination- Private ST Students

S.No	Name of the Board	Number of Students						Pass %age		
		Appeared			Passed			Boys	Girls	Total
		Boys	Girls	Total	Boys	Girls	Total			
1	Board of Secondary Education, Andhra Pradesh #	20401	11958	32359	6265	3930	10195	30.71	32.865	31.51
2	Board of Secondary Education Assam	NA	NA	NA	NA	NA	NA	NA	NA	NA
3	Banasthali Vidyapith, Rajasthan	--	--	--	--	--	--	--	--	--
4	Bihar School Education Board	0	0	0	0	0	0	0.00	0.00	0.00
5	Chhattisgarh Board of Secondary Education	62	39	101	27	19	46	43.55	48.72	45.54
6	Central Board of Secondary Education, New Delhi	302	285	587	148	150	298	49.01	52.63	50.77
7	Council for the Indian School Certificate Examinations, Delhi @	--	--	--	--	--	--	--	--	--
8	Goa Board of Secondary & Higher Secondary Education	0	0	0	0	0	0	0.00	0.00	0.00
9	Gujarat Secondary & Higher Secondary Education Board	20	9	29	9	6	15	0.00	0.00	0.00
10	Board of School Education Haryana	92	0	92	24	0	24	NA	NA	NA
11	H.P. Board of School Education #	93	69	162	65	55	120	69.89	79.71	74.07
12	J.K State Board of School Education	NA	NA	NA	NA	NA	NA	NA	NA	NA
13	Jharkhand Academic Council, Ranchi	187	175	362	114	103	217	60.96	58.86	59.94
14	Karnataka Secondary Education Examination Board	796	218	1014	208	64	272	26.13	29.36	26.82
15	Kerala Board of Public Examination	0	0	0	0	0	0	0	0	0
16	Maharashtra State Board of Secondary & Higher Secondary Education	478	236	714	70	38	108	14.64	16.10	15.13

Results of High School Examination - 2008

Table 23 - Supplementary Examination- Private ST Students

S.No	Name of the Board	Number of Students						Pass %age		
		Appeared			Passed			Boys	Girls	Total
		Boys	Girls	Total	Boys	Girls	Total			
17	Board of Secondary Education, Madhya Pradesh	2134	938	3072	1308	599	1907	61.29	63.86	62.08
18	Board of Secondary Education, Manipur	NA	NA	NA	NA	NA	NA	NA	NA	NA
19	Meghalaya Board of School Education @	--	--	--	--	--	--	--	--	--
20	Mizoram Board of School Education %	445	537	982	241	307	548	54.16	57.169	55.80
21	Nagaland Board of School Education @	--	--	--	--	--	--	--	--	--
22	Board of Secondary Education, Orissa	1776	1109	2885	693	420	1113	39.02	37.87	38.58
23	Punjab School Education Board	NA	NA	NA	NA	NA	NA	--	--	--
24	Board of Secondary Education, Rajasthan	570	414	984	168	104	272	29.47	25.12	27.64
25	Tamil Nadu State Board of School Examination %	255	98	353	77	40	117	30.20	40.82	33.14
26	Tripura Board of Secondary Education @	--	--	--	--	--	--	--	--	--
27	UP Board of High School & Intermediate Education @	--	--	--	--	--	--	--	--	--
28	Uttanchal Shiksha Evm Pariksha Parishad @	--	--	--	--	--	--	--	--	--
29	West Bengal Board of Secondary Education @	--	--	--	--	--	--	--	--	--
30	West Bengal Board of Madrasah Education	NA	NA	NA	NA	NA	NA	NA	NA	NA
	Total	27611	16085	43696	9417	5835	15252	34.11	36.28	34.90

#: In the Supplementary Examination , all candidates are treated as Private Candidates only.

@: No provision of Supplementary Examination

% No provision of Private candidates in Supplementary Examination

Results of High School Examination - 2008

Table 24 - Annual & Supplementary- Private ST Students

S.No	Name of the Board	Number of Students						Pass %age		
		Appeared			Passed			Boys	Girls	Total
		Boys	Girls	Total	Boys	Girls	Total			
1	Board of Secondary Education, Andhra Pradesh	13548	6641	20189	9592	5726	15318	70.80	86.22	75.87
2	Board of Secondary Education Assam	NA	NA	NA	NA	NA	NA	NA	NA	NA
3	Banasthali Vidyapith, Rajasthan	--	--	--	--	--	--	--	--	--
4	Bihar School Education Board	398	354	752	274	244	518	68.84	68.93	68.88
5	Chhattisgarh Board of Secondary Education	2079	1459	3538	535	420	955	25.73	28.79	26.99
6	Central Board of Secondary Education, New Delhi	792	670	1462	342	320	662	43.18	47.76	45.28
7	Council for the Indian School Certificate Examinations, Delhi	9	4	13	7	1	8	77.78	25.00	61.54
8	Goa Board of Secondary & Higher Secondary Education	0	0	0	0	0	0	0.00	0.00	0.00
9	Gujarat Secondary & Higher Secondary Education Board	219	91	310	68	44	112	31.05	48.35	36.13
10	Board of School Education Haryana	125	2	127	38	1	39	30.40	50.00	30.71
11	H.P. Board of School Education	620	452	1072	317	239	556	51.13	52.88	51.87
12	J.K State Board of School Education	NA	NA	NA	NA	NA	NA	NA	NA	NA
13	Jharkhand Academic Council, Ranchi	18319	10860	29179	15141	8901	24042	82.65	81.96	82.39
14	Karnataka Secondary Education Examination Board	887	274	1161	277	94	371	31.23	34.31	31.96
15	Kerala Board of Public Examination	462	276	738	151	139	290	32.68	50.36	39.30
16	Maharashtra State Board of Secondary & Higher Secondary Education	1627	728	2355	554	297	851	34.05	40.80	36.14

Results of High School Examination - 2008

Table 24 - Annual & Supplementary- Private ST Students

S.No.	Name of the Board	Number of Students						Pass %age		
		Appeared			Passed			Boys	Girls	Total
		Boys	Girls	Total	Boys	Girls	Total			
17	Board of Secondary Education, Madhya Pradesh	13506	5806	19312	4163	1881	6044	30.82	32.40	31.30
18	Board of Secondary Education, Manipur	224	265	489	107	110	217	47.77	41.51	44.38
19	Meghalaya Board of School Education	10975	12326	23301	4390	5524	9914	40.00	44.82	42.55
20	Mizoram Board of School Education	1725	1771	3496	798	789	1587	46.26	44.55	45.39
21	Nagaland Board of School Education	1785	2101	3886	894	1161	2055	50.08	55.26	52.88
22	Board of Secondary Education, Orissa	7099	4537	11636	3503	2243	5746	49.34	49.44	49.38
23	Punjab School Education Board =	87	80	167	42	49	91	48.28	61.25	54.49
24	Board of Secondary Education, Rajasthan	7192	4396	11588	850	535	1385	11.82	12.17	11.95
25	Tamil Nadu State Board of School Examination	596	321	917	220	116	336	36.91	36.14	36.64
26	Tripura Board of Secondary Education	201	256	457	56	71	127	0.00	0.00	0.00
27	UP Board of High School & Intermediate Education	341	190	531	93	84	177	27.27	44.21	33.33
28	Uttaranchal Shiksha Evm Pariksha Parishad	948	483	30501	266	214	16101	46.26	62.11	52.79
29	West Bengal Board of Secondary Education	0	0	0	0	0	0	0.00	0.00	0.00
30	West Bengal Board of Madrasah Education	25	13	38	7	8	15	28.00	61.54	39.47
	Total	83789	54356	167215	42685	29211	87517	50.94	53.74	52.34

= Students passed includes candidates initially enrolled as regular also. Hence, pass percentage is more than 100%.

Results of High School Examination - 2008

Table 25 - Annual Examination- Regular & Private ST Students

S.No	Name of the Board	Number of Students						Pass %age		
		Appeared			Passed			Boys	Girls	Total
		Boys	Girls	Total	Boys	Girls	Total			
1	Board of Secondary Education, Andhra Pradesh	44579	27956	72535	24840	16267	41107	55.72	58.19	56.67
2	Board of Secondary Education Assam	23581	22205	45786	11366	8951	20317	48.20	40.31	44.37
3	Banasthali Vidyapith, Rajasthan	2	34	36	2	24	26	100.00	70.59	72.22
4	Bihar School Education Board	3420	1613	5033	2096	1051	3147	61.29	65.16	62.53
5	Chhattisgarh Board of Secondary Education	45567	34519	80086	17575	12613	30188	38.57	36.54	37.69
6	Central Board of Secondary Education, New Delhi	13905	10863	24768	8750	6211	14961	62.93	57.18	60.40
7	Council for the Indian School Certificate Examinations, Delhi	1623	1369	2992	1600	1346	2946	98.58	98.32	98.46
8	Goa Board of Secondary & Higher Secondary Education	322	306	628	195	154	349	60.56	50.33	55.57
9	Gujarat Secondary & Higher Secondary Education Board	51194	37102	88296	27568	22223	49791	53.85	59.90	56.39
10	Board of School Education Haryana	117	56	173	74	38	112	63.25	67.86	64.74
11	H.P. Board of School Education	2050	1584	3634	1249	1021	2270	60.93	64.46	62.47
12	J.K State Board of School Education	NA	NA	NA	NA	NA	NA	NA	NA	NA
13	Jharkhand Academic Council, Ranchi	42867	28819	71686	36372	24081	60453	84.85	83.56	84.33
14	Karnataka Secondary Education Examination Board	24638	19901	44539	14627	12372	26999	59.37	62.17	60.62
15	Kerala Board of Public Examination	2816	2758	5574	2032	2246	4278	72.16	81.44	76.75
16	Maharashtra State Board of Secondary & Higher Secondary Education	64764	45274	110038	45086	32941	78027	69.62	72.76	70.91

Results of High School Examination - 2008

Table 25 - Annual Examination- Regular & Private ST Students

S.No	Name of the Board	Number of Students						Pass %age		
		Appeared			Passed			Boys	Girls	Total
		Boys	Girls	Total	Boys	Girls	Total			
17	Board of Secondary Education, Madhya Pradesh	46827	26177	73004	19323	11213	30536	41.26	42.84	41.83
18	Board of Secondary Education, Manipur	4395	4547	8942	3227	2984	6211	73.42	65.63	69.46
19	Meghalaya Board of School Education	16668	18551	35219	8845	10318	19163	53.07	55.62	54.41
20	Mizoram Board of School Education	5904	6261	12165	3817	3780	7597	64.65	60.37	62.45
21	Nagaland Board of School Education	8920	9067	17987	5681	5407	11088	63.69	59.63	61.64
22	Board of Secondary Education, Orissa	32035	25617	57652	13345	9574	22919	41.66	37.37	39.75
23	Punjab School Education Board	319	287	606	213	209	422	66.77	72.82	69.64
24	Board of Secondary Education, Rajasthan	66519	33604	100123	28115	12576	40691	42.27	37.42	40.64
25	Tamil Nadu State Board of School Examination	3707	2808	6515	2350	1901	4251	63.39	67.70	65.25
26	Tripura Board of Secondary Education	3850	2997	6847	1659	998	2657	43.09	33.30	38.81
27	UP Board of High School & Intermediate Education	8216	5063	13279	2800	2391	5191	34.08	47.22	39.09
28	Uttaranchal Shiksha Evm Pariksha Parishad	3461	3094	6555	1712	1872	3584	49.465	60.50	54.68
29	West Bengal Board of Secondary Education	13471	8808	22279	7358	3819	11177	54.62	43.36	50.17
30	West Bengal Board of Madrasah Education	93	74	167	36	28	64	38.71	37.84	38.32
	Total	535830	381314	917144	291913	208609	500522	54.48	54.71	54.57

Results of High School Examination - 2008

Table 26 - Supplementary Examination- Regular & Private ST Students

S.No	Name of the Board	Number of Students						Pass %age		
		Appeared			Passed			Boys	Girls	Total
		Boys	Girls	Total	Boys	Girls	Total			
1	Board of Secondary Education, Andhra Pradesh	20401	11958	32359	6265	3930	10195	30.71	32.87	31.51
2	Board of Secondary Education Assam	NA	NA	NA	NA	NA	NA	NA	NA	NA
3	Banasthali Vidyapith, Rajasthan	0	6	6	0	6	6	0	100	100
4	Bihar School Education Board*	0	0	0	0	0	0	0.00	0.00	0.00
5	Chhattisgarh Board of Secondary Education	1343	993	2336	700	525	1225	52.12	52.87	52.44
6	Central Board of Secondary Education, New Delhi	3049	2806	5855	2048	1958	4006	67.17	69.78	68.42
7	Council for the Indian School Certificate Examinations, Delhi @	--	--	--	--	--	--	--	--	--
8	Goa Board of Secondary & Higher Secondary Education	88	63	151	21	16	37	23.86	25.40	24.50
9	Gujarat Secondary & Higher Secondary Education Board	4301	2850	7151	2228	1456	3684	51.80	51.09	51.52
10	Board of School Education Haryana	92	0	92	24	0	24	26.09	0.00	26.09
11	H.P. Board of School Education	336	230	566	253	175	428	75.30	76.09	75.62
12	J.K State Board of School Education	NA	NA	NA	NA	NA	NA	NA	NA	NA
13	Jharkhand Academic Council, Ranchi	403	348	751	226	184	410	56.08	52.87	54.59
14	Karnataka Secondary Education Examination Board	11027	7340	18367	4567	3330	7897	41.42	45.37	43.00
15	Kerala Board of Public Examination	254	203	457	193	165	358	75.98	81.28	78.34
16	Maharashtra State Board of Secondary & Higher Secondary Education	6197	3466	9663	1114	604	1718	17.98	17.43	17.78

Results of High School Examination - 2008

Table 26 - Supplementary Examination- Regular & Private ST Students

S.No.	Name of the Board	Number of Students						Pass %age		
		Appeared			Passed			Boys	Girls	Total
		Boys	Girls	Total	Boys	Girls	Total			
17	Board of Secondary Education, Madhya Pradesh	7339	4264	11603	4657	2852	7509	63.46	66.89	64.72
18	Board of Secondary Education, Manipur	0	0	0	0	0	0	0.00	0.00	0.00
19	Meghalaya Board of School Education @	--	--	--	--	--	--	--	--	--
20	Mizoram Board of School Education	445	537	982	241	307	548	54.16	57.17	55.80
21	Nagaland Board of School Education @	--	--	--	--	--	--	--	--	--
22	Board of Secondary Education, Orissa	6019	4358	10377	2052	1555	3607	34.09	35.68	34.76
23	Punjab School Education Board	0	0	0	0	0	0	#####	#DIV/0!	#####
24	Board of Secondary Education, Rajasthan	7563	4294	11857	2634	1386	4020	34.83	32.28	33.90
25	Tamil Nadu State Board of School Examination	730	442	1172	220	166	386	30.14	37.56	32.94
26	Tripura Board of Secondary Education @	--	--	--	--	--	--	--	--	--
27	UP Board of High School & Intermediate Education @	--	--	--	--	--	--	--	--	--
28	Uttanchal Shiksha Evm Pariksha Parishad @	--	--	--	--	--	--	--	--	--
29	West Bengal Board of Secondary Education @	--	--	--	--	--	--	--	--	--
30	West Bengal Board of Madrasah Education	NA	NA	NA	NA	NA	NA	NA	NA	NA
	Total	69587	44158	113745	27443	18615	46058	39.44	42.16	40.49

@ No provision of supplementary examination

* Supplementary Examination could not be held because of flood in the State.

Results of High School Examination - 2008

Table 27 - Annual & Supplementary- Regular & Private ST Students

S.No.	Name of the Board	Number of Students						Pass %age		
		Appeared			Passed			Boys	Girls	Total
		Boys	Girls	Total	Boys	Girls	Total			
1	Board of Secondary Education, Andhra Pradesh	44579	27956	72535	31105	20197	51302	69.78	72.25	70.73
2	Board of Secondary Education Assam	23581	22205	45786	11366	8951	20317	48.20	40.31	44.37
3	Banasthali Vidyapith, Rajasthan	2	34	36	2	30	32	100.00	88.24	88.89
4	Bihar School Education Board	3420	1613	5033	2096	1051	3147	61.29	65.16	62.53
5	Chhattisgarh Board of Secondary Education	45567	34519	80086	18275	13138	31413	40.11	38.06	39.22
6	Central Board of Secondary Education, New Delhi	13905	10863	24768	10798	8169	18967	77.66	75.20	76.58
7	Council for the Indian School Certificate Examinations, Delhi	1623	1369	2992	1600	1346	2946	98.58	98.32	98.46
8	Goa Board of Secondary & Higher Secondary Education	322	306	628	216	170	386	67.08	55.56	61.46
9	Gujarat Secondary & Higher Secondary Education Board	51194	37102	88296	29796	23679	53475	58.20	63.82	60.56
10	Board of School Education Haryana	117	56	173	98	38	136	83.76	67.86	78.61
11	H.P. Board of School Education	2050	1584	3634	1502	1196	2698	73.27	75.51	74.24
12	J.K State Board of School Education	NA	NA	NA	NA	NA	NA	NA	NA	NA
13	Jharkhand Academic Council, Ranchi	42867	28819	71686	36598	24265	60863	85.38	84.20	84.90
14	Karnataka Secondary Education Examination Board	24638	19901	44539	19194	15702	34896	77.90	78.90	78.35
15	Kerala Board of Public Examination	2816	2758	5574	2225	2411	4636	79.01	87.42	83.17
16	Maharashtra State Board of Secondary & Higher Secondary Education	64764	45274	110038	46200	33545	79745	71.34	74.09	72.47

Results of High School Examination - 2008

Table 27 - Annual & Supplementary- Regular & Private ST Students

S.No	Name of the Board	Number of Students						Pass %age		
		Appeared			Passed			Boys	Girls	Total
		Boys	Girls	Total	Boys	Girls	Total			
17	Board of Secondary Education, Madhya Pradesh	46827	26177	73004	23980	14065	38045	51.21	53.73	52.11
18	Board of Secondary Education, Manipur	4395	4547	8942	3227	2984	6211	73.42	65.63	69.46
19	Meghalaya Board of School Education	16668	18551	35219	8845	10318	19163	53.07	55.62	54.41
20	Mizoram Board of School Education	5904	6261	12165	4058	4087	8145	68.73	65.28	66.95
21	Nagaland Board of School Education	8920	9067	17987	5681	5407	11088	63.69	59.63	61.64
22	Board of Secondary Education, Orissa	32035	25617	57652	15397	11129	26526	48.06	43.44	46.01
23	Punjab School Education Board	319	287	606	213	209	422	66.77	72.82	69.64
24	Board of Secondary Education, Rajasthan	66519	33604	100123	30749	13962	44711	46.23	41.55	44.66
25	Tamil Nadu State Board of School Examination	3707	2808	6515	2570	2067	4637	69.33	73.61	71.17
26	Tripura Board of Secondary Education	3850	2997	6847	1659	998	2657	43.09	33.30	38.81
27	UP Board of High School & Intermediate Education	8216	5063	13279	2800	2391	5191	34.08	47.22	39.09
28	Uttranchal Shiksha Evm Pariksha Parishad	3461	3094	6555	1712	1872	3584	49.47	60.50	54.68
29	West Bengal Board of Secondary Education	13471	8808	22279	7358	3819	11177	54.62	43.36	50.17
30	West Bengal Board of Madrasah Education	93	74	167	36	28	64	38.71	37.84	38.32
	Total	535830	381314	917144	319356	227224	546580	59.60	59.59	59.60

Results of High School Examination - 2008

Table. 28 - Annual & Supplementary (Percentage-wise)

S.No.	Name of the Board	Total Passed	Out-of the total students passed with			Percentage		
			60% & Above	50% to 59%	Below 50%	I	II	III
1	2	3	4	5	6	7	8	9
1	Board of Secondary Education, Andhra Pradesh	993382	467821	178512	347049	47.09	17.97	34.94
2	Board of Secondary Education Assam	200172	NA	NA	NA	NA	NA	NA
3	Banasthali Vidyapith, Rajasthan	173	99	60	14	57.23	34.68	8.09
4	Bihar School Education Board	517331	91629	155546	270156	17.71	30.07	52.22
5	Chhattisgarh Board of Secondary Education	156853	30551	34752	91550	19.48	22.16	58.37
6	Central Board of Secondary Education, New Delhi	698531	405511	134083	158937	58.05	19.19	22.75
7	Council for the Indian School Certificate Examinations, Delhi	100021	89922	8572	1527	89.90	8.57	1.53
8	Goa Board of Secondary & Higher Secondary Education	12757	3684	3154	5919	28.88	24.72	46.40
9	Gujarat Secondary & Higher Secondary Education Board	462543	169159	103461	189923	36.57	22.37	41.06
10	Board of School Education, Haryana	252277	167695	48314	36268	66.47	19.15	14.38
11	H.P. Board of School Education	69307	21917	26072	21318	31.62	37.62	30.76
12	J.K State Board of School Education	37200	8786	13247	15167	23.62	35.61	40.77
13	Jharkhand Academic Council, Ranchi	297814	92521	89421	115872	31.07	30.03	38.91
14	Karnataka Secondary Education Examination	633783	225316	149415	259052	35.55	23.58	40.87
15	Kerala Board of Public Examination	441079	109637	76386	255056	24.86	17.32	57.83
16	Maharashtra State Board of Secondary & Higher Secondary Education	1281257	696730	301879	282648	54.38	23.56	22.06

Results of High School Examination - 2008

Table. 28 - Annual & Supplementary (Percentage-wise)

S.No.	Name of the Board	Total Passed	Out of the total students passed with			Percentage		
			60% & Above	50% to 59%	Below 50%	I	II	III
1	2	3	4	5	6	7	8	9
17	Board of Secondary Education, Madhya Pradesh	416196	159487	135444	122192	38.32	32.54	29.36
18	Board of Secondary Education, Manipur	14393	3842	4269	6282	26.69	29.66	43.65
19	Meghalaya Board of School Education	21827	2662	3562	15603	12.20	16.32	71.48
20	Mizoram Board of School Education	9166	1307	2552	5307	14.26	27.84	57.90
21	Nagaland Board of School Education	12973	563	1292	11118	4.34	9.96	85.70
22	Board of Secondary Education, Orissa	208471	28135	65443	114893	13.50	31.39	55.11
23	Punjab School Education Board	254353	Division and Total Marks are not awarded by the Board					
24	Board of Secondary Education, Rajasthan	502899	102746	152287	247866	20.43	30.28	49.29
25	Tamil Nadu State Board of School Examination	707762	377816	147806	182140	53.38	20.88	25.73
26	Tripura Board of Secondary Education	21011	1369	4060	15582	6.52	19.32	74.16
27	UP Board of High School & Intermediate Education	1030490	121880	369562	539048	11.83	35.86	52.31
28	Uttanchal Shiksha Evm Pariksha Parishad	104267	20124	64767	19376	19.30	62.12	18.58
29	West Bengal Board of Secondary Education	444498	145357	192611	106530	32.70	43.33	23.97
30	West Bengal Board of Madrasah Education	19245	NA	NA	NA	NA	NA	NA
	Total	9922031	3546266	2466529	3436393	35.74	24.86	34.63

@ - 3rd Division includes all pass candidates securing the marks below 50%.

Note: Total will not tally as the break-up of Percentage-wise result in few cases is not available

Results of High School Examination - 2008

Table. 29-Open Schooling - All Categories

S.No.	Name of the Board	Number of Students					
		Appeared			Passed		
		Boys	Girls	Total	Boys	Girls	Total
1	National Institute of Open Schooling, New Delhi	204329	93930	298259	66036	33642	99678
2	M.P. State Open School Board of Secondary Education, Bhopal	96007	63420	159427	44214	31318	75532
3	Rabindra Mukta Vidyalaya (West Bengal State Open School), Kolkata	10717	16098	26815	4532	7191	11723
	Total	311053	173448	484501	114782	72151	186933

Note: In Open Schooling System, candidates are not classified as 'Regular' or 'Private'.

Open Schooling - Scheduled Caste Students

S.No.	Name of the Board	Number of Students					
		Appeared			Passed		
		Boys	Girls	Total	Boys	Girls	Total
1	National Institute of Open Schooling, New Delhi	29109	10566	39675	8413	3317	11730
2	M.P. State Open School Board of Secondary Education, Bhopal	14531	9002	23533	6465	4341	10806
3	Rabindra Mukta Vidyalaya (West Bengal State Open School), Kolkata	1840	2528	4368	734	778	1512
	Total	45480	22096	67576	15612	8436	24048

Open Schooling - Scheduled Tribe Students

S.No.	Name of the Board	Number of Students					
		Appeared			Passed		
		Boys	Girls	Total	Boys	Girls	Total
1	National Institute of Open Schooling, New Delhi	11881	11507	23388	3643	3573	7216
2	M.P. State Open School Board of Secondary Education, Bhopal	14394	10634	25028	6577	4948	11525
3	Rabindra Mukta Vidyalaya (West Bengal State Open School), Kolkata	376	567	943	135	183	318
	Total	26651	22708	49359	10355	8704	19059

Section 2:

Results of Higher Secondary/ Intermediate
Examination 2008

RESULTS OF HIGHER SECONDARY EXAMINATION- 2008

Table.1- Annual Examination- Regular Students

S.No.	Name of the Board	Number of Students						Pass %age		
		Appeared			Passed			Boys	Girls	Total
		Boys	Girls	Total	Boys	Girls	Total			
1	Board of Intermediate Education, Andhra Pradesh	343652	275964	619616	213891	182602	396493	62.24	66.17	63.99
2	Assam Higher Secondary Education Council	64586	60345	124931	45990	41792	87782	71.21	69.26	70.26
3	Banasthali Vidyapeeth, Rajasthan	--	325	325	--	316	316	--	97.23	97.23
4	Bihar Intermediate Education Council	296616	175492	472108	226605	146534	373139	76.40	83.50	79.04
5	Bihar Madarsa Education Board, Patna	12852	15377	28229	12001	13932	25933	93.38	90.60	91.87
6	Central Board of Secondary Education, New Delhi	288972	215502	504474	230939	188340	419279	79.92	87.40	83.11
7	Chhattisgarh Board of Secondary Education	100123	63595	163718	71432	48132	119564	71.34	75.69	73.03
8	Council for the Indian School Certificate Examinations, New Delhi	25813	20789	46602	25143	20526	45669	97.40	98.73	98.00
9	Goa Board of Secondary & Higher Secondary Education	4879	5601	10480	3404	4462	7866	69.77	79.66	75.06
10	Gujarat Secondary & Higher Secondary Education Board	203217	153632	356849	168776	140885	309661	83.05	91.70	86.78
11	Board of School Education Haryana , Bhiwani	101110	73813	174923	66870	61359	128229	66.14	83.13	73.31
12	H.P. Board of School Education, Dharamshala	35267	33561	68828	25828	26122	51950	73.24	77.83	75.48
13	J.K State Board of School Education	21142	17332	38474	8955	8241	17196	42.36	47.55	44.70
14	Jharkhand Academic Council, Ranchi	110200	69862	180062	70714	51625	122339	64.17	73.90	67.94
15	Department of Pre-University Education, Karnataka	295849	244249	540098	108059	120753	228812	36.53	49.44	42.36
16	Kerala Board of Hr. Secondary Examination	116457	139432	255889	89466	117923	207389	76.82	84.57	81.05

RESULTS OF HIGHER SECONDARY EXAMINATION- 2008

Table.1- Annual Examination- Regular Students

S.No.	Name of the Board	Number of Students						Pass %age		
		Appeared			Passed			Boys	Girls	Total
		Boys	Girls	Total	Boys	Girls	Total			
17	Maharashtra State Board of Secondary & Higher Secondary Education	629007	443816	1072823	468956	374619	843575	74.55	84.41	78.63
18	Board of Secondary Education, Madhya Pradesh	201753	120770	322523	156147	103655	259802	77.40	85.83	80.55
19	Council of Higher Secondary Education, Imphal, Manipur	7013	5834	12847	4984	3925	8909	71.07	67.28	69.35
20	Meghalaya Board of School Education	8037	8143	16180	5112	5623	10735	63.61	69.05	66.35
21	Mizoram Board of School Education	2094	2134	4228	1544	1489	3033	73.73	69.78	71.74
22	Nagaland Board of School Education	4374	3896	8270	3093	2911	6004	70.71	74.72	72.60
23	Council of Hr. Secondary Education, Orissa	103916	83711	187627	61964	54823	116787	59.63	65.49	62.24
24	Punjab School Education Board, Mohali	99084	90243	189327	69232	71797	141029	69.87	79.56	74.49
25	Board of Secondary Education, Rajasthan, Ajmer	256468	120534	377002	201362	106854	308216	78.51	88.65	81.75
26	Tamil Nadu State Board of School Examination	279025	308969	587994	226733	269761	496494	81.26	87.31	84.44
27	Tripura Board of Secondary Education	7210	6394	13604	5597	4768	10365	77.63	74.57	76.19
28	UP Board of High School & Intermediate Education	934984	683349	1618333	506079	549154	1055233	54.13	80.36	65.20
29	Uttaranchal Shiksha Evm Pariksha Parishad, Ramnagar	46254	41543	87797	39843	38165	78008	86.14	91.87	88.85
30	West Bengal Council of Higher Education, Kolkata	258590	190107	448697	201701	146365	348066	78.00	76.99	77.57
31	Board of Madarsha Education, West Bengal, Kolkata **	437	45	482	337	28	365	77.12	62.22	75.73
	Total	4858981	3674359	8533340	3320757	2907481	6228238	68.34	79.13	72.99

** Figures pertian to 'Fazil' examination which is equavelant to Higher Secondary school Examination.

RESULTS OF HIGHER SECONDARY EXAMINATION- 2008

Table.2 -Supplimentary Examination- Regular Students

S.No.	Name of the Board	Number of Students						Pass %age		
		Appeared			Passed			Boys	Girls	Total
		Boys	Girls	Total	Boys	Girls	Total			
1	Board of Intermediate Education, Andhra Pradesh =	--	--	--	--	--	--	--	--	--
2	Assam Higher Secondary Education Council @	--	--	--	--	--	--	--	--	--
3	Banasthali Vidyapeeth, Rajasthan	--	7	7	--	3	3	--	42.86	42.86
4	Bihar Intermediate Education Council @	--	--	--	--	--	--	--	--	--
5	Bihar Madarsa Education Board, Patna @	--	--	--	--	--	--	--	--	--
6	Central Board of Secondary Education, New Delhi	27676	16719	44395	17965	12250	30215	64.91	73.27	68.06
7	Chhattisgarh Board of Secondary Education	6994	5092	12086	3983	3354	7337	56.95	65.87	60.71
8	Council for the Indian School Certificate Examinations, New Delhi @	--	--	--	--	--	--	--	--	--
9	Goa Board of Secondary & Higher Secondary Education	391	385	776	312	334	646	79.80	86.75	83.25
10	Gujarat Secondary & Higher Secondary Education Board	8659	3567	12226	6094	2821	8915	70.38	79.09	72.92
11	Board of School Education Haryana, Bhiwani =	--	--	--	--	--	--	--	--	--
12	H.P. Board of School Education, Dharamshala	4967	4389	9356	3983	3502	7485	80.19	79.79	80.00
13	J.K State Board of School Education =	--	--	--	--	--	--	--	--	--
14	Jharkhand Academic Council, Ranchi	202	128	330	116	78	194	57.43	60.94	58.79
15	Department of Pre-University Education, Karnataka	156310	102025	258335	29794	27399	57193	19.06	26.86	22.14
16	Kerala Board of Hr. Secondary Examination	20170	16698	36868	4631	3954	8585	22.96	23.68	23.29

RESULTS OF HIGHER SECONDARY EXAMINATION- 2008

Table.2 -Supplimentary Examination- Regular Students

S.No.	Name of the Board	Number of Students						Pass %age		
		Appeared			Passed			Boys	Girls	Total
		Boys	Girls	Total	Boys	Girls	Total			
17	Maharashtra State Board of Secondary & Higher Secondary Education	61937	28198	90135	16031	8601	24632	25.88	30.50	27.33
18	Board of Secondary Education, Madhya Pradesh	21203	9942	31145	17763	8866	26629	83.78	89.18	85.50
19	Council of Higher Secondary Education, Imphal, Manipur	863	807	1670	687	698	1385	79.61	86.49	82.93
20	Meghalaya Board of School Education @	--	--	--	--	--	--	--	--	--
21	Mizoram Board of School Education =	--	--	--	--	--	--	--	--	--
22	Nagaland Board of School Education@	--	--	--	--	--	--	--	--	--
23	Council of Hr. Secondary Education, Orissa @	--	--	--	--	--	--	--	--	--
24	Punjab School Education Board, Mohali =	--	--	--	--	--	--	--	--	--
25	Board of Secondary Education, Rajasthan, Ajmer	11937	4646	16583	7343	3218	10561	61.51	69.26	63.69
26	Tamil Nadu State Board of School Examination	65987	46121	112108	25469	20778	46247	38.60	45.05	41.25
27	Tripura Board of Secondary Education@	--	--	--	--	--	--	--	--	--
28	UP Board of High School & Intermediate Education @	--	--	--	--	--	--	--	--	--
29	Uttaranchal Shiksha Evm Pariksha Parishad, Ramnagar @	--	--	--	--	--	--	--	--	--
30	West Bengal Council of Higher Education, Kolkata @	--	--	--	--	--	--	--	--	--
31	Board of Madarsha Education, West Bengal, Kolkata	NA	NA	NA	NA	NA	NA	NA	NA	NA
	Total	387296	238724	626020	134171	95856	230027	34.64	40.15	36.74

@ No provision of supplementary examination

=Students appearing in Supplementary Examination are treated as private candidates only.

RESULTS OF HIGHER SECONDARY EXAMINATION- 2008

Table 3 -Annual & Supplimentary- Regular Students

S.No.	Name of the Board	Number of Students						Pass %age		
		Appeared			Passed			Boys	Girls	Total
		Boys	Girls	Total	Boys	Girls	Total			
1	Board of Intermediate Education, Andhra Pradesh	343652	275964	619616	213891	182602	396493	62.24	66.17	63.99
2	Assam Higher Secondary Education Council	64586	60345	124931	45990	41792	87782	71.21	69.26	70.26
3	Banasthali Vidyapeeth, Rajasthan	--	325	325	--	319	319	--	98.15	98.15
4	Bihar Intermediate Education Council	296616	175492	472108	226605	146534	373139	76.40	83.50	79.04
5	Bihar Madarsa Education Board, Patna	12852	15377	28229	12001	13932	25933	93.38	90.60	91.87
6	Central Board of Secondary Education, New Delhi	288972	215502	504474	248904	200590	449494	86.13	93.08	89.10
7	Chhattisgarh Board of Secondary Education	100123	63595	163718	75415	51486	126901	75.32	80.96	77.51
8	Council for the Indian School Certificate Examinations, New Delhi	25813	20789	46602	25143	20526	45669	97.40	98.73	98.00
9	Goa Board of Secondary & Higher Secondary Education	4879	5601	10480	3716	4796	8512	76.16	85.63	81.22
10	Gujarat Secondary & Higher Secondary Education Board	203217	153632	356849	174870	143706	318576	86.05	93.54	89.27
11	Board of School Education Haryana , Bhiwani	101110	73813	174923	66870	61359	128229	66.14	83.13	73.31
12	H.P. Board of School Education, Dharamshala	35267	33561	68828	29811	29624	59435	84.53	88.27	86.35
13	J.K State Board of School Education	21142	17332	38474	8955	8241	17196	42.36	47.55	44.70
14	Jharkhand Academic Council, Ranchi	110200	69862	180062	70830	51703	122533	64.27	74.01	68.05
15	Department of Pre-University Education, Karnataka	295849	244249	540098	137853	148152	286005	46.60	60.66	52.95
16	Kerala Board of Hr. Secondary Examination	116457	139432	255889	94097	121877	215974	80.80	87.41	84.40

RESULTS OF HIGHER SECONDARY EXAMINATION- 2008

Table 3 -Annual & Supplementary- Regular Students

S.No.	Name of the Board	Number of Students						Pass %age		
		Appeared			Passed			Boys	Girls	Total
		Boys	Girls	Total	Boys	Girls	Total			
17	Maharashtra State Board of Secondary & Higher Secondary Education	629007	443816	1072823	484987	383220	868207	77.10	86.35	80.93
18	Board of Secondary Education, Madhya Pradesh	201753	120770	322523	173910	112521	286431	86.20	93.17	88.81
19	Council of Higher Secondary Education, Imphal, Manipur	7013	5834	12847	5671	4623	10294	80.86	79.24	80.13
20	Meghalaya Board of School Education	8037	8143	16180	5112	5623	10735	63.61	69.05	66.35
21	Mizoram Board of School Education	2094	2134	4228	1544	1489	3033	73.73	69.78	71.74
22	Nagaland Board of School Education	4374	3896	8270	3093	2911	6004	70.71	74.72	72.60
23	Council of Hr. Secondary Education, Orissa	103916	83711	187627	61964	54823	116787	59.63	65.49	62.24
24	Punjab School Education Board, Mohali	99084	90243	189327	69232	71797	141029	69.87	79.56	74.49
25	Board of Secondary Education, Rajasthan , Ajmer	256468	120534	377002	208705	110072	318777	81.38	91.32	84.56
26	Tamil Nadu State Board of School Examination	279025	308969	587994	252202	290539	542741	90.39	94.04	92.30
27	Tripura Board of Secondary Education	7210	6394	13604	5597	4768	10365	77.63	74.57	76.19
28	UP Board of High School & Intermediate Education	934984	683349	1618333	506079	549154	1055233	54.13	80.36	65.20
29	Uttaranchal Shiksha Evm Pariksha Parishad, Ramnagar	46254	41543	87797	39843	38165	78008	86.14	91.87	88.85
30	West Bengal Council of Higher Education, Kolkata	258590	190107	448697	201701	146365	348066	78.00	76.99	77.57
31	Board of Madarsha Education, West Bengal, Kolkata	437	45	482	337	28	365	77.12	62.22	75.73
	Total	4858981	3674359	8533340	3454928	3003337	6458265	71.10	81.74	75.68

RESULTS OF HIGHER SECONDARY EXAMINATION- 2008

Table 4 -Annual Examination- Private Students

S.No.	Name of the Board	Number of Students						Pass %age		
		Appeared			Passed			Boys	Girls	Total
		Boys	Girls	Total	Boys	Girls	Total			
1	Board of Intermediate Education, Andhra Pradesh	121570	59932	181502	36232	21133	57365	29.80	35.26	31.61
2	Assam Higher Secondary Education Council	19919	17942	37861	10998	10380	21378	55.21	57.85	56.46
3	Banasthali Vidyapeeth, Rajasthan # #	--	--	--	--	--	--	--	--	--
4	Bihar Intermediate Education Council	17257	18966	36223	13062	15152	28214	75.69	79.89	77.89
5	Bihar Madarsa Education Board, Patna ^	--	--	--	--	--	--	--	--	--
6	Central Board of Secondary Education, New Delhi	15919	9796	25715	5625	4089	9714	35.34	41.74	37.78
7	Chhattisgarh Board of Secondary Education	12615	7030	19645	5742	3349	9091	45.52	47.64	46.28
8	Council for the Indian School Certificate Examinations, New Delhi	1062	313	1375	687	207	894	64.69	66.13	65.02
9	Goa Board of Secondary & Higher Secondary Education	19	12	31	5	6	11	26.32	50.00	35.48
10	Gujarat Secondary & Higher Secondary Education Board	16777	5548	22325	9228	3985	13213	55.00	71.83	59.18
11	Board of School Education Haryana , Bhiwani	10035	3025	13060	5737	1812	7549	57.17	59.90	57.80
12	H.P. Board of School Education, Dharamshala	8988	6215	15203	4526	3322	7848	50.36	53.45	51.62
13	J.K State Board of School Education	15892	9743	25635	4394	3083	7477	27.65	31.64	29.17
14	Jharkhand Academic Council, Ranchi	25100	10247	35347	13587	6382	19969	54.13	62.28	56.49
15	Department of Pre-University Education, Karnataka	23458	9910	33368	5177	2992	8169	22.07	30.19	24.48
16	Kerala Board of Hr. Secondary Examination	36624	33832	70456	12647	17463	30110	34.53	51.62	42.74

RESULTS OF HIGHER SECONDARY EXAMINATION- 2008

Table 4 -Annual Examination- Private Students

S.No.	Name of the Board	Number of Students						Pass %age		
		Appeared			Passed			Boys	Girls	Total
		Boys	Girls	Total	Boys	Girls	Total			
17	Maharashtra State Board of Secondary & Higher Secondary Education	34766	13584	48350	16670	7813	24483	47.95	57.52	50.64
18	Board of Secondary Education, Madhya Pradesh	44828	20528	65356	22530	12001	34531	50.26	58.46	52.84
19	Council of Higher Secondary Education, Imphal, Manipur	1168	938	2106	478	437	915	40.92	46.59	43.45
20	Meghalaya Board of School Education	2289	2160	4449	679	655	1334	29.66	30.32	29.98
21	Mizoram Board of School Education	1245	864	2109	352	246	598	28.27	28.47	28.35
22	Nagaland Board of School Education	1377	1150	2527	631	529	1160	45.82	46.00	45.90
23	Council of Hr. Secondary Education, Orissa	2455	1631	4086	1828	1134	2962	74.46	69.53	72.49
24	Punjab School Education Board, Mohali	47436	39682	87118	21254	24300	45554	44.81	61.24	52.29
25	Board of Secondary Education, Rajasthan, Ajmer	34538	18900	53438	10916	7362	18278	31.61	38.95	34.20
26	Tamil Nadu State Board of School Examination	NA	NA	NA	NA	NA	NA	NA	NA	NA
27	Tripura Board of Secondary Education	1543	1368	2911	732	331	1063	47.44	24.20	36.52
28	UP Board of High School & Intermediate Education	57314	29013	86327	32301	21335	53636	56.36	73.54	62.13
29	Uttaranchal Shiksha Evm Pariksha Parishad, Ramnagar	13136	7829	20965	9172	5984	15156	69.82	76.43	72.29
30	West Bengal Council of Higher Education, Kolkata &	172	100	272	104	68	172	60.47	68.00	63.24
31	Board of Madarsha Education, West Bengal, Kolkata # #	23	8	31	10	5	15	43.48	62.50	48.39
	Total	567525	330266	897791	245304	175555	420859	43.22	53.16	46.88

^ No provision of Private candidates in Annual Examination

& Council has discontinued the system of External Examination since 2007, the figures pertain to Special candidates allowed by the Council.

Private Candidates include Casual, Compartmental & External candidates in .Fazil Examination

No provision of Private candidates in Annual and Supplementary Examination

RESULTS OF HIGHER SECONDARY EXAMINATION- 2008

Table. 5 - Supplimentary Examination- Private Students

S.No.	Name of the Board	Number of Students						Pass %age		
		Appeared			Passed			Boys	Girls	Total
		Boys	Girls	Total	Boys	Girls	Total			
1	Board of Intermediate Education, Andhra Pradesh #	164479	99894	264373	59319	41748	101067	36.06	41.79	38.23
2	Assam Higher Secondary Education Council @	--	--	--	--	--	--	--	--	--
3	Banasthali Vidyapeeth, Rajasthan # ##	--	--	--	--	--	--	--	--	--
4	Bihar Intermediate Education Council@	--	--	--	--	--	--	--	--	--
5	Bihar Madarsa Education Board, Patna @	--	--	--	--	--	--	--	--	--
6	Central Board of Secondary Education, New Delhi	3907	2656	6563	1955	1631	3586	50.04	61.41	54.64
7	Chhattisgarh Board of Secondary Education	1309	932	2241	815	640	1455	62.26	68.67	64.93
8	Council for the Indian School Certificate Examinations, New Delhi @	--	--	--	--	--	--	--	--	--
9	Goa Board of Secondary & Higher Secondary Education	0	0	0	0	0	0	0.00	0.00	0.00
10	Gujarat Secondary & Higher Secondary Education Board	1654	397	2051	1086	295	1381	65.66	74.31	67.33
11	Board of School Education Haryana , Bhiwani #	30677	10955	41632	12317	5406	17723	40.15	49.35	42.57
12	H.P. Board of School Education, Dharamshala	2034	1004	3038	1331	693	2024	65.44	69.02	66.62
13	J.K State Board of School Education	12579	8870	21449	3527	2725	6252	28.04	30.72	29.15
14	Jharkhand Academic Council, Ranchi	138	73	211	77	38	115	55.80	52.05	54.50
15	Department of Pre-University Education, Karnataka	12911	4832	17743	2398	1288	3686	18.57	26.66	20.77
16	Kerala Board of Hr. Secondary Examination	5689	4710	10399	692	590	1282	12.16	12.53	12.33

RESULTS OF HIGHER SECONDARY EXAMINATION- 2008

Table. 5 - Supplementary Examination- Private Students

S.No.	Name of the Board	Number of Students						Pass %age		
		Appeared			Passed			Boys	Girls	Total
		Boys	Girls	Total	Boys	Girls	Total			
17	Maharashtra State Board of Secondary & Higher Secondary Education	6495	2653	9148	1453	647	2100	22.37	24.39	22.96
18	Board of Secondary Education, Madhya Pradesh	7661	3729	11390	6443	3279	9722	84.10	87.93	85.36
19	Council of Higher Secondary Education, Imphal, Manipur	225	173	398	195	147	342	86.67	84.97	85.93
20	Meghalaya Board of School Education@	--	--	--	--	--	--	--	--	--
21	Mizoram Board of School Education	131	101	232	61	51	112	46.56	50.50	48.28
22	Nagaland Board of School Education@	--	--	--	--	--	--	--	--	--
23	Council of Hr. Secondary Education, Orissa@	--	--	--	--	--	--	--	--	--
24	Punjab School Education Board, Mohali #	27767	21159	48926	15376	11134	26510	55.38	52.62	54.18
25	Board of Secondary Education, Rajasthan, Ajmer	3131	2294	5425	1692	1386	3078	54.04	60.42	56.74
26	Tamil Nadu State Board of School Examination	NA	NA	NA	NA	NA	NA	NA	NA	NA
27	Tripura Board of Secondary Education@	--	--	--	--	--	--	--	--	--
28	UP Board of High School & Intermediate Education@	--	--	--	--	--	--	--	--	--
29	Uttaranchal Shiksha Evm Pariksha Parishad, Ramnagar@	--	--	--	--	--	--	--	--	--
30	West Bengal Council of Higher Education, Kolkata@	--	--	--	--	--	--	--	--	--
31	Board of Madarsha Education, West Bengal, Kolkata # #	--	--	--	--	--	--	--	--	--
	Total	280787	164432	445219	108737	71698	180435	38.73	43.60	40.53

@ No provision of supplementary examination

In the Supplementary Examination , all candidates are treated as Private Candidates only.

\$ Private candidates do not exist in the Supplementary Examination

Board does not have provision of Private Candidates in Fazil Examination

No provision of Private candidates in Annual and Supplementary Examination

RESULTS OF HIGHER SECONDARY EXAMINATION- 2008

Table.6 - Annual & Supplimentary- Private Students

S.No.	Name of the Board	Number of Students						Pass %age		
		Appeared			Passed			Boys	Girls	Total
		Boys	Girls	Total	Boys	Girls	Total			
1	Board of Intermediate Education, Andhra Pradesh	121570	59932	181502	95551	62881	158432	78.60	104.92	87.29
2	Assam Higher Secondary Education Council	19919	17942	37861	10998	10380	21378	55.21	57.85	56.46
3	Banasthali Vidyapeeth, Rajasthan	--	--	--	--	--	--	--	--	--
4	Bihar Intermediate Education Council	17257	18966	36223	13062	15152	28214	75.69	79.89	77.89
5	Bihar Madarsa Education Board, Patna	--	--	--	--	--	--	--	--	--
6	Central Board of Secondary Education, New Delhi	15919	9796	25715	7580	5720	13300	47.62	58.39	51.72
7	Chhattisgarh Board of Secondary Education	12615	7030	19645	6557	3989	10546	51.98	56.74	53.68
8	Council for the Indian School Certificate Examinations, New Delhi	1062	313	1375	687	207	894	64.69	66.13	65.02
9	Goa Board of Secondary & Higher Secondary Education	19	12	31	5	6	11	26.32	50.00	35.48
10	Gujarat Secondary & Higher Secondary Education Board	16777	5548	22325	10314	4280	14594	61.48	77.14	65.37
11	Board of School Education Haryana , Bhiwani	10035	3025	13060	18054	7218	25272	179.91	238.61	193.51
12	H.P. Board of School Education, Dharamshala	8988	6215	15203	5857	4015	9872	65.16	64.60	64.93
13	J.K State Board of School Education	15892	9743	25635	7921	5808	13729	49.84	59.61	53.56
14	Jharkhand Academic Council, Ranchi	25100	10247	35347	13664	6420	20084	54.44	62.65	56.82
15	Department of Pre-University Education, Karnataka	23458	9910	33368	7575	4280	11855	32.29	43.19	35.53
16	Kerala Board of Hr. Secondary Examination	36624	33832	70456	13339	18053	31392	36.42	53.36	44.56

RESULTS OF HIGHER SECONDARY EXAMINATION- 2008

Table.6 - Annual & Supplimentary- Private Students

S.No.	Name of the Board	Number of Students						Pass %age		
		Appeared			Passed			Boys	Girls	Total
		Boys	Girls	Total	Boys	Girls	Total			
17	Maharashtra State Board of Secondary & Higher Secondary Education	34766	13584	48350	18123	8460	26583	52.13	62.28	54.98
18	Board of Secondary Education, Madhya Pradesh	44828	20528	65356	28973	15280	44253	64.63	74.43	67.71
19	Council of Higher Secondary Education, Imphal, Manipur	1168	938	2106	673	584	1257	57.62	62.26	59.69
20	Meghalaya Board of School Education	2289	2160	4449	679	655	1334	29.66	30.32	29.98
21	Mizoram Board of School Education	1245	864	2109	413	297	710	33.17	34.38	33.67
22	Nagaland Board of School Education	1377	1150	2527	631	529	1160	45.82	46.00	45.90
23	Council of Hr. Secondary Education, Orissa	2455	1631	4086	1828	1134	2962	74.46	69.53	72.49
24	Punjab School Education Board, Mohali	47436	39682	87118	36630	35434	72064	77.22	89.29	82.72
25	Board of Secondary Education, Rajasthan, Ajmer	34538	18900	53438	12608	8748	21356	36.50	46.29	39.96
26	Tamil Nadu State Board of School Examination	NA	NA	NA	NA	NA	NA	NA	NA	NA
27	Tripura Board of Secondary Education	1543	1368	2911	732	331	1063	47.44	24.20	36.52
28	UP Board of High School & Intermediate Education	57314	29013	86327	32301	21335	53636	56.36	73.54	62.13
29	Uttaranchal Shiksha Evm Pariksha Parishad, Ramnagar	13136	7829	20965	9172	5984	15156	69.82	76.43	72.29
30	West Bengal Council of Higher Education, Kolkata	172	100	272	104	68	172	60.47	68.00	63.24
31	Board of Madarsha Education, West Bengal, Kolkata	23	8	31	10	5	15	43.48	62.50	48.39
	Total	567525	330266	897791	354041	247253	601294	62.38	74.86	66.97

Board does not have provision of Private Candidates in Fazil Examination

RESULTS OF HIGHER SECONDARY EXAMINATION- 2008

Table . 7-Annual Examination- Regular & Private Students

S.No.	Name of the Board	Number of Students						Pass %age		
		Appeared			Passed			Boys	Girls	Total
		Boys	Girls	Total	Boys	Girls	Total			
1	Board of Intermediate Education, Andhra Pradesh	465222	335896	801118	250123	203735	453858	53.76	60.65	56.65
2	Assam Higher Secondary Education Council	84505	78287	162792	56988	52172	109160	67.44	66.64	67.05
3	Banasthali Vidyapeeth, Rajasthan	--	325	325	--	316	316	--	97.23	97.23
4	Bihar Intermediate Education Council	313873	194458	508331	239667	161686	401353	76.36	83.15	78.96
5	Bihar Madarsa Education Board, Patna	12852	15377	28229	12001	13932	25933	93.38	90.60	91.87
6	Central Board of Secondary Education, New Delhi	304891	225298	530189	236564	192429	428993	77.59	85.41	80.91
7	Chhattisgarh Board of Secondary Education	112738	70625	183363	77174	51481	128655	68.45	72.89	70.16
8	Council for the Indian School Certificate Examinations, New Delhi	26875	21102	47977	25830	20733	46563	96.11	98.25	97.05
9	Goa Board of Secondary & Higher Secondary Education	4898	5613	10511	3409	4468	7877	69.60	79.60	74.94
10	Gujarat Secondary & Higher Secondary Education Board	219994	159180	379174	178004	144870	322874	80.91	91.01	85.15
11	Board of School Education Haryana , Bhiwani	111145	76838	187983	72607	63171	135778	65.33	82.21	72.23
12	H.P. Board of School Education, Dharamshala	44255	39776	84031	30354	29444	59798	68.59	74.02	71.16
13	J.K State Board of School Education	37034	27075	64109	13349	11324	24673	36.05	41.82	38.49
14	Jharkhand Academic Council, Ranchi	135300	80109	215409	84301	58007	142308	62.31	72.41	66.06
15	Department of Pre-University Education, Karnataka	319307	254159	573466	113236	123745	236981	35.46	48.69	41.32
16	Kerala Board of Hr. Secondary Examination	153081	173264	326345	102113	135386	237499	66.71	78.14	72.78

RESULTS OF HIGHER SECONDARY EXAMINATION- 2008

Table . 7-Annual Examination- Regular & Private Students

S.No.	Name of the Board	Number of Students						Pass %age		
		Appeared			Passed			Boys	Girls	Total
		Boys	Girls	Total	Boys	Girls	Total			
17	Maharashtra State Board of Secondary & Higher Secondary Education	663773	457400	1121173	485626	382432	868058	73.16	83.61	77.42
18	Board of Secondary Education, Madhya Pradesh	246581	141298	387879	178677	115656	294333	72.46	81.85	75.88
19	Council of Higher Secondary Education, Imphal, Manipur	8181	6772	14953	5462	4362	9824	66.76	64.41	65.70
20	Meghalaya Board of School Education	10326	10303	20629	5791	6278	12069	56.08	60.93	58.51
21	Mizoram Board of School Education	3339	2998	6337	1896	1735	3631	56.78	57.87	57.30
22	Nagaland Board of School Education	5751	5046	10797	3724	3440	7164	64.75	68.17	66.35
23	Council of Hr. Secondary Education, Orissa	106371	85342	191713	63792	55957	119749	59.97	65.57	62.46
24	Punjab School Education Board, Mohali	146520	129925	276445	90486	96097	186583	61.76	73.96	67.49
25	Board of Secondary Education, Rajasthan, Ajmer	291006	139434	430440	212278	114216	326494	72.95	81.91	75.85
26	Tamil Nadu State Board of School Examination	279025	308969	587994	226733	269761	496494	81.26	87.31	84.44
27	Tripura Board of Secondary Education	8753	7762	16515	6329	5099	11428	72.31	65.69	69.20
28	UP Board of High School & Intermediate Education	992298	712362	1704660	538380	570489	1108869	54.26	80.08	65.05
29	Uttaranchal Shiksha Evm Pariksha Parishad, Ramnagar	59390	49372	108762	49015	44149	93164	82.53	89.42	85.66
30	West Bengal Council of Higher Education, Kolkata	258762	190207	448969	201805	146433	348238	77.99	76.99	77.56
31	Board of Madarsha Education, West Bengal, Kolkata	460	53	513	347	33	380	75.43	62.26	74.07
	Total	5426506	4004625	9431131	3566061	3083036	6649097	65.72	76.99	70.50

RESULTS OF HIGHER SECONDARY EXAMINATION- 2008

Table.8 - Supplementary Examination- Regular & Private Students

S.No.	Name of the Board	Number of Students						Pass %age		
		Appeared			Passed			Boys	Girls	Total
		Boys	Girls	Total	Boys	Girls	Total			
1	Board of Intermediate Education, Andhra Pradesh	164479	99894	264373	59319	41748	101067	36.06	41.79	38.23
2	Assam Higher Secondary Education Council @	--	--	--	--	--	--	--	--	--
3	Banasthali Vidyapeeth, Rajasthan	--	7	7	--	3	3	--	42.86	42.86
4	Bihar Intermediate Education Council@	--	--	--	--	--	--	--	--	--
5	Bihar Madarsa Education Board, Patna @	--	--	--	--	--	--	--	--	--
6	Central Board of Secondary Education, New Delhi	31583	19375	50958	19920	13881	33801	63.07	71.64	66.33
7	Chhattisgarh Board of Secondary Education	8303	6024	14327	4798	3994	8792	57.79	66.30	61.37
8	Council for the Indian School Certificate Examinations, New Delhi@	--	--	--	--	--	--	--	--	--
9	Goa Board of Secondary & Higher Secondary Education	391	385	776	312	334	646	79.80	86.75	83.25
10	Gujarat Secondary & Higher Secondary Education Board	10313	3964	14277	7180	3116	10296	69.62	78.61	72.12
11	Board of School Education Haryana , Bhiwani	30677	10955	41632	12317	5406	17723	40.15	49.35	42.57
12	H.P. Board of School Education, Dharamshala	7001	5393	12394	5314	4195	9509	75.90	77.79	76.72
13	J.K State Board of School Education	12579	8870	21449	3527	2725	6252	28.04	30.72	29.15
14	Jharkhand Academic Council, Ranchi	340	201	541	193	116	309	56.76	57.71	57.12
15	Department of Pre-University Education, Karnataka	169221	106857	276078	32192	28687	60879	19.02	26.85	22.05
16	Kerala Board of Hr. Secondary Examination	25859	21408	47267	5323	4544	9867	20.58	21.23	20.88

RESULTS OF HIGHER SECONDARY EXAMINATION- 2008

Table.8 - Supplementary Examination- Regular & Private Students

S.No.	Name of the Board	Number of Students						Pass %age		
		Appeared			Passed			Boys	Girls	Total
		Boys	Girls	Total	Boys	Girls	Total			
17	Maharashtra State Board of Secondary & Higher Secondary Education	68432	30851	99283	17484	9248	26732	25.55	29.98	26.93
18	Board of Secondary Education, Madhya Pradesh	28864	13671	42535	24206	12145	36351	83.86	88.84	85.46
19	Council of Higher Secondary Education, Imphal, Manipur	1088	980	2068	882	845	1727	81.07	86.22	83.51
20	Meghalaya Board of School Education@	--	--	--	--	--	--	--	--	--
21	Mizoram Board of School Education	131	101	232	61	51	112	46.56	50.50	48.28
22	Nagaland Board of School Education@	--	--	--	--	--	--	--	--	--
23	Council of Hr. Secondary Education, Orissa@	--	--	--	--	--	--	--	--	--
24	Punjab School Education Board, Mohali	27767	21159	48926	15376	11134	26510	55.38	52.62	54.18
25	Board of Secondary Education, Rajasthan, Ajmer	15068	6940	22008	9035	4604	13639	59.96	66.34	61.97
26	Tamil Nadu State Board of School Examination	NA	NA	NA	NA	NA	NA	NA	NA	NA
27	Tripura Board of Secondary Education@	--	--	--	--	--	--	--	--	--
28	UP Board of High School & Intermediate Education@	--	--	--	--	--	--	--	--	--
29	Uttranchal Shiksha Evm Pariksha Parishad, Ramnagar@	--	--	--	--	--	--	--	--	--
30	West Bengal Council of Higher Education, Kolkata@	--	--	--	--	--	--	--	--	--
31	Board of Madarsha Education, West Bengal, Kolkata	NA	NA	NA	NA	NA	NA	NA	NA	NA
	Total	602096	357035	959131	217439	146776	364215	36.11	41.11	37.97

@ No provision of supplementary examination

RESULTS OF HIGHER SECONDARY EXAMINATION- 2008

Table 9: Annual & Supplementary- Regular & Private Students

S.No.	Name of the Board	Number of Students						Pass %age		
		Appeared			Passed			Boys	Girls	Total
		Boys	Girls	Total	Boys	Girls	Total			
1	Board of Intermediate Education, Andhra Pradesh	465222	335896	801118	309442	245483	554925	66.51	73.08	69.27
2	Assam Higher Secondary Education Council	84505	78287	162792	56988	52172	109160	67.44	66.64	67.05
3	Banasthali Vidyapeeth, Rajasthan	--	325	325	--	319	319	--	98.15	98.15
4	Bihar Intermediate Education Council	313873	194458	508331	239667	161686	401353	76.36	83.15	78.96
5	Bihar Madarsa Education Board, Patna	12852	15377	28229	12001	13932	25933	93.38	90.60	91.87
6	Central Board of Secondary Education, New Delhi	304891	225298	530189	256484	206310	462794	84.12	91.57	87.29
7	Chhattisgarh Board of Secondary Education	112738	70625	183363	81972	55475	137447	72.71	78.55	74.96
8	Council for the Indian School Certificate Examinations, New Delhi	26875	21102	47977	25830	20733	46563	96.11	98.25	97.05
9	Goa Board of Secondary & Higher Secondary Education	4898	5613	10511	3721	4802	8523	75.97	85.55	81.09
10	Gujarat Secondary & Higher Secondary Education Board	219994	159180	379174	185184	147986	333170	84.18	92.97	87.87
11	Board of School Education Haryana , Bhiwani	111145	76838	187983	84924	68577	153501	76.41	89.25	81.66
12	H.P. Board of School Education, Dharamshala	44255	39776	84031	35668	33639	69307	80.60	84.57	82.48
13	J.K State Board of School Education	37034	27075	64109	16876	14049	30925	45.57	51.89	48.24
14	Jharkhand Academic Council, Ranchi	135300	80109	215409	84494	58123	142617	62.45	72.55	66.21
15	Department of Pre-University Education, Karnataka	319307	254159	573466	145428	152432	297860	45.54	59.98	51.94
16	Kerala Board of Hr. Secondary Examination	153081	173264	326345	107436	139930	247366	70.18	80.76	75.80

RESULTS OF HIGHER SECONDARY EXAMINATION- 2008

Table 9: Annual & Supplementary- Regular & Private Students

S.No.	Name of the Board	Number of Students						Pass %age		
		Appeared			Passed			Boys	Girls	Total
		Boys	Girls	Total	Boys	Girls	Total			
17	Maharashtra State Board of Secondary & Higher Secondary Education	663773	457400	1121173	503110	391680	894790	75.80	85.63	79.81
18	Board of Secondary Education, Madhya Pradesh	246581	141298	387879	202883	127801	330684	82.28	90.45	85.25
19	Council of Higher Secondary Education, Imphal, Manipur	8181	6772	14953	6344	5207	11551	77.55	76.89	77.25
20	Meghalaya Board of School Education	10326	10303	20629	5791	6278	12069	56.08	60.93	58.51
21	Mizoram Board of School Education	3339	2998	6337	1957	1786	3743	58.61	59.57	59.07
22	Nagaland Board of School Education	5751	5046	10797	3724	3440	7164	64.75	68.17	66.35
23	Council of Hr. Secondary Education, Orissa	106371	85342	191713	63792	55957	119749	59.97	65.57	62.46
24	Punjab School Education Board, Mohali	146520	129925	276445	105862	107231	213093	72.25	82.53	77.08
25	Board of Secondary Education, Rajasthan, Ajmer	291006	139434	430440	221313	118820	340133	76.05	85.22	79.02
26	Tamil Nadu State Board of School Examination	279025	308969	587994	226733	269761	496494	81.26	87.31	84.44
27	Tripura Board of Secondary Education	8753	7762	16515	6329	5099	11428	72.31	65.69	69.20
28	UP Board of High School & Intermediate Education	992298	712362	1704660	538380	570489	1108869	54.26	80.08	65.05
29	Uttaranchal Shiksha Evm Pariksha Parishad, Ramnagar	59390	49372	108762	49015	44149	93164	82.53	89.42	85.66
30	West Bengal Council of Higher Education, Kolkata	258762	190207	448969	201805	146433	348238	77.99	76.99	77.56
31	Board of Madarsha Education, West Bengal, Kolkata	460	53	513	347	33	380	75.43	62.26	74.07
	Total	5426506	4004625	9431131	3783500	3229812	7013312	69.72	80.65	74.36

RESULTS OF HIGHER SECONDARY EXAMINATION- 2008

Table. 10 -Annual Examination- Regular SC Students

S.No.	Name of the Board	Number of Students						Pass %age		
		Appeared			Passed			Boys	Girls	Total
		Boys	Girls	Total	Boys	Girls	Total			
1	Board of Intermediate Education, Andhra Pradesh	56429	46282	102711	26928	23699	50627	47.72	51.21	49.29
2	Assam Higher Secondary Education Council	6788	5624	12412	4517	3535	8052	66.54	62.86	64.87
3	Banasthali Vidyapeeth, Rajasthan	--	6	6	--	5	5	--	83.33	83.33
4	Bihar Intermediate Education Council	30643	12863	43506	22873	9939	32812	74.64	77.27	75.42
5	Bihar Madarsa Education Board, Patna*	--	--	--	--	--	--	--	--	--
6	Central Board of Secondary Education, New Delhi	15881	11978	27859	12974	10222	23196	81.70	85.34	83.26
7	Chhattisgarh Board of Secondary Education	15663	8879	24542	11105	6514	17619	70.90	73.36	71.79
8	Council for the Indian School Certificate Examinations, New Delhi	446	306	752	432	297	729	96.86	97.06	96.94
9	Goa Board of Secondary & Higher Secondary Education	37	57	94	27	39	66	72.97	68.42	70.21
10	Gujarat Secondary & Higher Secondary Education Board	16055	10763	26818	12812	9670	22482	79.80	89.84	83.83
11	Board of School Education Haryana , Bhiwani	13394	8169	21563	8646	6331	14977	64.55	77.50	69.46
12	H.P. Board of School Education, Dharamshala	7469	6852	14321	5365	5252	10617	71.83	76.65	74.14
13	J.K State Board of School Education	NA	NA	NA	NA	NA	NA	NA	NA	NA
14	Jharkhand Academic Council, Ranchi	10957	5052	16009	6646	3440	10086	60.66	68.09	63.00
15	Department of Pre-University Education, Karnataka	56609	40942	97551	14989	14057	29046	26.48	34.33	29.78
16	Kerala Board of Hr. Secondary Examination	10608	13889	24497	5882	8740	14622	55.45	62.93	59.69

RESULTS OF HIGHER SECONDARY EXAMINATION- 2008

Table. 10 -Annual Examination- Regular SC Students

S.No.	Name of the Board	Number of Students						Pass %age		
		Appeared			Passed			Boys	Girls	Total
		Boys	Girls	Total	Boys	Girls	Total			
17	Maharashtra State Board of Secondary & Higher Secondary Education	91215	62991	154206	61700	48069	109769	67.64	76.31	71.18
18	Board of Secondary Education, Madhya Pradesh	29139	14041	43180	21456	11491	32947	73.63	81.84	76.30
19	Council of Higher Secondary Education, Imphal, Manipur	167	159	326	138	132	270	82.63	83.02	82.82
20	Meghalaya Board of School Education	115	71	186	71	50	121	61.74	70.42	65.05
21	Mizoram Board of School Education	1	5	6	1	3	4	100.00	60.00	66.67
22	Nagaland Board of School Education	65	32	97	52	28	80	80.00	87.50	82.47
23	Council of Hr. Secondary Education, Orissa	11116	7221	18337	6101	4220	10321	54.88	58.44	56.29
24	Punjab School Education Board, Mohali	18146	17069	35215	11804	12256	24060	65.05	71.80	68.32
25	Board of Secondary Education, Rajasthan, Ajmer	33077	12599	45676	25866	10888	36754	78.20	86.42	80.47
26	Tamil Nadu State Board of School Examination	56733	61121	117854	23210	29810	53020	40.91	48.77	44.99
27	Tripura Board of Secondary Education	NA	NA	NA	NA	NA	NA	NA	NA	NA
28	UP Board of High School & Intermediate Education	156986	100117	257103	79415	76910	156325	50.59	76.82	60.80
29	Uttranchal Shiksha Evm Pariksha Parishad, Ramnagar	6846	5070	11916	5757	4573	10330	84.09	90.20	86.69
30	West Bengal Council of Higher Education, Kolkata	60168	36089	96257	43546	24615	68161	72.37	68.21	70.81
31	Board of Madarsha Education, West Bengal, Kolkata	0	0	0	0	0	0	0.00	0.00	0.00
	Total	704753	488247	1193000	412313	324785	737098	58.50	66.52	61.79

* There is no SC and ST students in Muslim Community in Madarsa Board.

RESULTS OF HIGHER SECONDARY EXAMINATION- 2008

Table 11: Supplementary Examination- Regular SC Students

S.No.	Name of the Board	Number of Students						Pass %age		
		Appeared			Passed			Boys	Girls	Total
		Boys	Girls	Total	Boys	Girls	Total			
1	Board of Intermediate Education, Andhra Pradesh =	--	--	--	--	--	--	--	--	--
2	Assam Higher Secondary Education Council @	--	--	--	--	--	--	--	--	--
3	Banasthali Vidyapeeth, Rajasthan	--	1	1	--	1	1	--	100	100
4	Bihar Intermediate Education Council@	--	--	--	--	--	--	--	--	--
5	Bihar Madarsa Education Board, Patna @	--	--	--	--	--	--	--	--	--
6	Central Board of Secondary Education, New Delhi	1546	1212	2758	1048	947	1995	67.79	78.14	72.34
7	Chhattisgarh Board of Secondary Education	1027	713	1740	539	430	969	52.48	60.31	55.69
8	Council for the Indian School Certificate Examinations, New Delhi@	--	--	--	--	--	--	--	--	--
9	Goa Board of Secondary & Higher Secondary Education	2	5	7	1	5	6	50.00	100.00	85.71
10	Gujarat Secondary & Higher Secondary Education Board	833	299	1132	575	221	796	69.03	73.91	70.32
11	Board of School Education Haryana , Bhiwani =	--	--	--	--	--	--	--	--	--
12	H.P. Board of School Education, Dharamshala	1114	966	2080	870	775	1645	78.10	80.23	79.09
13	J.K State Board of School Education =	--	--	--	--	--	--	--	--	--
14	Jharkhand Academic Council, Ranchi	22	11	33	12	6	18	54.55	54.55	54.55
15	Department of Pre-University Education, Karnataka	34960	22533	57493	5495	4753	10248	15.72	21.09	17.82
16	Kerala Board of Hr. Secondary Examination	4102	4296	8398	1567	1560	3127	38.20	36.31	37.24

RESULTS OF HIGHER SECONDARY EXAMINATION- 2008

Table 11: Supplementary Examination- Regular SC Students

S.No.	Name of the Board	Number of Students						Pass %age		
		Appeared			Passed			Boys	Girls	Total
		Boys	Girls	Total	Boys	Girls	Total			
17	Maharashtra State Board of Secondary & Higher Secondary Education	11017	6014	17031	2771	1717	4488	25.15	28.55	26.35
18	Board of Secondary Education, Madhya Pradesh	3385	1448	4833	2913	1309	4222	86.06	90.40	87.36
19	Council of Higher Secondary Education, Imphal, Manipur	17	15	32	16	15	31	94.12	100.00	96.88
20	Meghalaya Board of School Education@	--	--	--	--	--	--	--	--	--
21	Mizoram Board of School Education \$	--	--	--	--	--	--	--	--	--
22	Nagaland Board of School Education@	--	--	--	--	--	--	--	--	--
23	Council of Hr. Secondary Education, Orissa@	--	--	--	--	--	--	--	--	--
24	Punjab School Education Board, Mohali =	--	--	--	--	--	--	--	--	--
25	Board of Secondary Education, Rajasthan, Ajmer	1540	581	2121	994	407	1401	64.55	70.05	66.05
26	Tamil Nadu State Board of School Examination	21199	15517	36716	7277	6328	13605	34.33	40.78	37.05
27	Tripura Board of Secondary Education@	--	--	--	--	--	--	--	--	--
28	UP Board of High School & Intermediate Education@	--	--	--	--	--	--	--	--	--
29	Uttanchal Shiksha Evm Pariksha Parishad, Ramnagar@	--	--	--	--	--	--	--	--	--
30	West Bengal Council of Higher Education, Kolkata@	--	--	--	--	--	--	--	--	--
31	Board of Madarsha Education, West Bengal, Kolkata	0	0	0	0	0	0	0	0	0
	Total	80764	53611	134375	24078	18474	42552	29.81	34.46	31.67

=Students appearing in Supplementary Examination are treated as private candidates only.

@ No provision of supplementary examination

\$ No SC Candidates in Supplementary Examination

RESULTS OF HIGHER SECONDARY EXAMINATION- 2008

Table 12: Annual & Supplementary- Regular SC Students

S.No.	Name of the Board	Number of Students						Pass %age		
		Appeared			Passed			Boys	Girls	Total
		Boys	Girls	Total	Boys	Girls	Total			
1	Board of Intermediate Education, Andhra Pradesh	56429	46282	102711	26928	23699	50627	47.72	51.21	49.29
2	Assam Higher Secondary Education Council	6788	5624	12412	4517	3535	8052	66.54	62.86	64.87
3	Banasthali Vidyapeeth, Rajasthan	--	6	6	--	6	6	--	100.00	100.00
4	Bihar Intermediate Education Council	30643	12863	43506	22873	9939	32812	74.64	77.27	75.42
5	Bihar Madarsa Education Board, Patna	--	--	--	--	--	--	--	--	--
6	Central Board of Secondary Education, New Delhi	15881	11978	27859	14022	11169	25191	88.29	93.25	90.42
7	Chhattisgarh Board of Secondary Education	15663	8879	24542	11644	6944	18588	74.34	78.21	75.74
8	Council for the Indian School Certificate Examinations, New Delhi	446	306	752	432	297	729	96.86	97.06	96.94
9	Goa Board of Secondary & Higher Secondary Education	37	57	94	28	44	72	75.68	77.19	76.60
10	Gujarat Secondary & Higher Secondary Education Board	16055	10763	26818	13387	9891	23278	83.38	91.90	86.80
11	Board of School Education Haryana , Bhiwani	13394	8169	21563	8646	6331	14977	64.55	77.50	69.46
12	H.P. Board of School Education, Dharamshala	7469	6852	14321	6235	6027	12262	83.48	87.96	85.62
13	J.K State Board of School Education	NA	NA	NA	NA	NA	NA	NA	NA	NA
14	Jharkhand Academic Council, Ranchi	10957	5052	16009	6658	3446	10104	60.76	68.21	63.11
15	Department of Pre-University Education, Karnataka	56609	40942	97551	20484	18810	39294	36.19	45.94	40.28
16	Kerala Board of Hr. Secondary Examination	10608	13889	24497	7449	10300	17749	70.22	74.16	72.45

RESULTS OF HIGHER SECONDARY EXAMINATION- 2008

Table 12: Annual & Supplementary- Regular SC Students

S.No.	Name of the Board	Number of Students						Pass %age		
		Appeared			Passed			Boys	Girls	Total
		Boys	Girls	Total	Boys	Girls	Total			
17	Maharashtra State Board of Secondary & Higher Secondary Education	91215	62991	154206	64471	49786	114257	70.68	79.04	74.09
18	Board of Secondary Education, Madhya Pradesh	29139	14041	43180	24369	12800	37169	83.63	91.16	86.08
19	Council of Higher Secondary Education, Imphal, Manipur	167	159	326	154	147	301	92.22	92.45	92.33
20	Meghalaya Board of School Education	115	71	186	71	50	121	61.7391	70.4225	65.0538
21	Mizoram Board of School Education	1	5	6	1	3	4	100.00	60.00	66.67
22	Nagaland Board of School Education	65	32	97	52	28	80	80.00	87.50	82.47
23	Council of Hr. Secondary Education, Orissa	11116	7221	18337	6101	4220	10321	54.88	58.44	56.29
24	Punjab School Education Board, Mohali	18146	17069	35215	11804	12256	24060	65.05	71.80	68.32
25	Board of Secondary Education, Rajasthan, Ajmer	33077	12599	45676	26860	11295	38155	81.20	89.65	83.53
26	Tamil Nadu State Board of School Examination	56733	61121	117854	30487	36138	66625	53.74	59.13	56.53
27	Tripura Board of Secondary Education	NA	NA	NA	NA	NA	NA	NA	NA	NA
28	UP Board of High School & Intermediate Education	156986	100117	257103	79415	76910	156325	50.59	76.82	60.80
29	Uttaranchal Shiksha Evm Pariksha Parishad, Ramnagar	6846	5070	11916	5757	4573	10330	84.09	90.20	86.69
30	West Bengal Council of Higher Education, Kolkata	60168	36089	96257	43546	24615	68161	72.37	68.21	70.81
31	Board of Madarsha Education, West Bengal, Kolkata	0	0	0	0	0	0	0.00	0.00	0.00
	Total	704753	488247	1193000	436391	343259	779650	61.92	70.30	65.35

RESULTS OF HIGHER SECONDARY EXAMINATION- 2008

Table 13: Annual Examination- Private SC Students

S.No.	Name of the Board	Number of Students						Pass %age		
		Appeared			Passed			Boys	Girls	Total
		Boys	Girls	Total	Boys	Girls	Total			
1	Board of Intermediate Education, Andhra Pradesh	29091	15935	45026	7305	4751	12056	25.11	29.81	26.78
2	Assam Higher Secondary Education Council	0	0	0	0	0	0	0.00	0.00	0.00
3	Banasthali Vidyapeeth, Rajasthan	--	--	--	--	--	--	--	--	--
4	Bihar Intermediate Education Council	1297	1102	2399	1042	812	1854	80.34	73.68	77.28
5	Bihar Madarsa Education Board, Patna*	--	--	--	--	--	--	--	--	--
6	Central Board of Secondary Education, New Delhi	505	701	1206	192	283	475	38.02	40.37	39.39
7	Chhattisgarh Board of Secondary Education	1727	982	2709	800	493	1293	46.32	50.20	47.73
8	Council for the Indian School Certificate Examinations, New Delhi	33	7	40	22	3	25	66.67	42.86	62.50
9	Goa Board of Secondary & Higher Secondary Education	1	0	1	0	0	0	0.00	0.00	0.00
10	Gujarat Secondary & Higher Secondary Education Board	1856	504	2360	897	327	1224	48.33	64.88	51.86
11	Board of School Education Haryana, Bhiwani ^	1403	475	1878	725	263	988	51.67	55.37	52.61
12	H.P. Board of School Education, Dharamshala	1719	1033	2752	783	522	1305	45.55	50.53	47.42
13	J.K State Board of School Education	NA	NA	NA	NA	NA	NA	NA	NA	NA
14	Jharkhand Academic Council, Ranchi	2504	814	3318	1277	477	1754	51.00	58.60	52.86
15	Department of Pre-University Education, Karnataka	4948	2025	6973	809	474	1283	16.35	23.41	18.40
16	Kerala Board of Hr. Secondary Examination	1077	1257	2334	231	425	656	21.45	33.81	28.11

RESULTS OF HIGHER SECONDARY EXAMINATION- 2008

Table 13: Annual Examination- Private SC Students

S.No.	Name of the Board	Number of Students						Pass %age		
		Appeared			Passed			Boys	Girls	Total
		Boys	Girls	Total	Boys	Girls	Total			
17	Maharashtra State Board of Secondary & Higher Secondary Education	4812	2018	6830	2010	982	2992	41.77	48.66	43.81
18	Board of Secondary Education, Madhya Pradesh	7983	3441	11424	3733	1934	5667	46.76	56.20	49.61
19	Council of Higher Secondary Education, Imphal, Manipur	18	15	33	10	12	22	55.56	80.00	66.67
20	Meghalaya Board of School Education	31	26	57	10	10	20	32.26	38.46	35.09
21	Mizoram Board of School Education	2	0	2	1	0	1	50.00	0.00	50.00
22	Nagaland Board of School Education	22	8	30	12	4	16	54.55	50.00	53.33
23	Council of Hr. Secondary Education, Orissa	278	140	418	207	101	308	74.46	72.14	73.68
24	Punjab School Education Board, Mohali	6104	4956	11060	2165	2453	4618	35.47	49.50	41.75
25	Board of Secondary Education, Rajasthan, Ajmer	5735	2573	8308	1714	916	2630	29.89	35.60	31.66
26	Tamil Nadu State Board of School Examination	NA	NA	NA	NA	NA	NA	NA	NA	NA
27	Tripura Board of Secondary Education	NA	NA	NA	NA	NA	NA	NA	NA	NA
28	UP Board of High School & Intermediate Education	8313	3135	11448	3574	1786	5360	42.99	56.97	46.82
29	Uttaranchal Shiksha Evm Pariksha Parishad, Ramnagar	2315	1063	3378	1616	767	2383	69.81	72.15	70.54
30	West Bengal Council of Higher Education, Kolkata	20	16	36	12	12	24	60.00	75.00	66.67
31	Board of Madarsha Education, West Bengal, Kolkata # #	--	--	--	--	--	--	--	--	--
	Total	81794	42226	124020	29147	17807	46954	35.63	42.17	37.86

^ No provision of Private candidates in Annual Examination

* There is no SC and ST students in Muslim Community in Madarsa Board. Bihar

Board does not have provision of Private Candidates in Fazil Examination

RESULTS OF HIGHER SECONDARY EXAMINATION- 2008

Table 14: Supplementary Examination- Private SC Students

S.No.	Name of the Board	Number of Students						Pass %age		
		Appeared			Passed			Boys	Girls	Total
		Boys	Girls	Total	Boys	Girls	Total			
1	Board of Intermediate Education, Andhra Pradesh #	35964	24260	60224	11418	8821	20239	31.75	36.36	33.61
2	Assam Higher Secondary Education Council@	--	--	--	--	--	--	--	--	--
3	Banasthali Vidyapeeth, Rajasthan	--	--	--	--	--	--	--	--	--
4	Bihar Intermediate Education Council@	--	--	--	--	--	--	--	--	--
5	Bihar Madarsa Education Board, Patna @	--	--	--	--	--	--	--	--	--
6	Central Board of Secondary Education, New Delhi	136	193	329	81	136	217	59.56	70.47	65.96
7	Chhattisgarh Board of Secondary Education	179	116	295	111	81	192	62.01	69.83	65.08
8	Council for the Indian School Certificate Examinations, New Delhi @	--	--	--	--	--	--	--	--	--
9	Goa Board of Secondary & Higher Secondary Education	0	0	0	0	0	0	0.00	0.00	0.00
10	Gujarat Secondary & Higher Secondary Education Board	211	42	253	142	35	177	67.30	83.33	69.96
11	Board of School Education Haryana , Bhiwani #	4312	1576	5888	1584	743	2327	36.73	47.14	39.52
12	H.P. Board of School Education, Dharamshala	213	134	347	133	99	232	62.44	73.88	66.86
13	J.K State Board of School Education	NA	NA	NA	NA	NA	NA	NA	NA	NA
14	Jharkhand Academic Council, Ranchi	10	5	15	4	1	5	40.00	20.00	33.33
15	Department of Pre-University Education, Karnataka	2899	1065	3964	415	234	649	14.32	21.97	16.37
16	Kerala Board of Hr. Secondary Examination	406	425	831	65	64	129	16.01	15.06	15.52

RESULTS OF HIGHER SECONDARY EXAMINATION- 2008

Table 14: Supplementary Examination- Private SC Students

S.No.	Name of the Board	Number of Students						Pass %age		
		Appeared			Passed			Boys	Girls	Total
		Boys	Girls	Total	Boys	Girls	Total			
17	Maharashtra State Board of Secondary & Higher Secondary Education	998	485	1483	197	117	314	19.74	24.12	21.17
18	Board of Secondary Education, Madhya Pradesh	1461	626	2087	1234	546	1780	84.46	87.22	85.29
19	Council of Higher Secondary Education, Imphal, Manipur	2	1	3	1	0	1	50.00	0.00	33.33
20	Meghalaya Board of School Education@	--	--	--	--	--	--	--	--	--
21	Mizoram Board of School Education \$	--	--	--	--	--	--	--	--	--
22	Nagaland Board of School Education@	--	--	--	--	--	--	--	--	--
23	Council of Hr. Secondary Education, Orissa@	--	--	--	--	--	--	--	--	--
24	Punjab School Education Board, Mohali #	4419	3414	7833	2474	2166	4640	55.99	63.44	59.24
25	Board of Secondary Education, Rajasthan, Ajmer	517	318	835	266	189	455	51.45	59.43	54.49
26	Tamil Nadu State Board of School Examination	NA	NA	NA	NA	NA	NA	NA	NA	NA
27	Tripura Board of Secondary Education@	--	--	--	--	--	--	--	--	--
28	UP Board of High School & Intermediate Education@	--	--	--	--	--	--	--	--	--
29	Uttanchal Shiksha Evm Pariksha Parishad, Ramnagar@	--	--	--	--	--	--	--	--	--
30	West Bengal Council of Higher Education, Kolkata@	--	--	--	--	--	--	--	--	--
31	Board of Madarsha Education, West Bengal, Kolkata # #	--	--	--	--	--	--	--	--	--
	Total	51727	32660	84387	18125	13232	31357	35.04	40.51	37.16

@ No provision of supplementary examination

Appeared students include 3634 boys and 1384 girl students failed in regular examination

\$ No SC candidates in Supplementray Examination

Board does not have provision of Private Candiaatpes in Fazil Examination

RESULTS OF HIGHER SECONDARY EXAMINATION- 2008

Table 15: Annual & Supplementary- Private SC Students

S.No.	Name of the Board	Number of Students						Pass %age		
		Appeared			Passed			Boys	Girls	Total
		Boys	Girls	Total	Boys	Girls	Total			
1	Board of Intermediate Education, Andhra Pradesh	29091	15935	45026	18723	13572	32295	64.36	85.17	71.73
2	Assam Higher Secondary Education Council	0	0	0	0	0	0	0.00	0.00	0.00
3	Banasthali Vidyapeeth, Rajasthan	--	--	--	--	--	--	--	--	--
4	Bihar Intermediate Education Council	1297	1102	2399	1042	812	1854	80.34	73.68	77.28
5	Bihar Madarsa Education Board, Patna	--	--	--	--	--	--	--	--	--
6	Central Board of Secondary Education, New Delhi	505	701	1206	273	419	692	54.06	59.77	57.38
7	Chhattisgarh Board of Secondary Education	1727	982	2709	911	574	1485	52.75	58.45	54.82
8	Council for the Indian School Certificate Examinations, New Delhi	33	7	40	22	3	25	66.67	42.86	62.50
9	Goa Board of Secondary & Higher Secondary Education	1	0	1	0	0	0	0.00	0.00	0.00
10	Gujarat Secondary & Higher Secondary Education Board	1856	504	2360	1039	362	1401	55.98	71.83	59.36
11	Board of School Education Haryana , Bhiwani	5037	1859	6896	2309	1006	3315	45.84	54.12	48.07
12	H.P. Board of School Education, Dharamshala	1719	1033	2752	916	621	1537	53.29	60.12	55.85
13	J.K State Board of School Education	NA	NA	NA	NA	NA	NA	NA	NA	NA
14	Jharkhand Academic Council, Ranchi	2504	814	3318	1281	478	1759	51.16	58.72	53.01
15	Department of Pre-University Education, Karnataka	4948	2025	6973	1224	708	1932	24.74	34.96	27.71
16	Kerala Board of Hr. Secondary Examination	1077	1257	2334	296	489	785	27.48	38.90	33.63

RESULTS OF HIGHER SECONDARY EXAMINATION- 2008

Table 15: Annual & Supplementary- Private SC Students

S.No.	Name of the Board	Number of Students						Pass %age		
		Appeared			Passed			Boys	Girls	Total
		Boys	Girls	Total	Boys	Girls	Total			
17	Maharashtra State Board of Secondary & Higher Secondary Education	4812	2018	6830	2207	1099	3306	45.86	54.46	48.40
18	Board of Secondary Education, Madhya Pradesh	7983	3441	11424	4967	2480	7447	62.22	72.07	65.19
19	Council of Higher Secondary Education, Imphal, Manipur	18	15	33	11	12	23	61.11	80.00	69.70
20	Meghalaya Board of School Education	31	26	57	10	10	20	32.26	38.46	35.09
21	Mizoram Board of School Education	2	0	2	1	0	1	50.00	0.00	50.00
22	Nagaland Board of School Education	22	8	30	12	4	16	54.55	50.00	53.33
23	Council of Hr. Secondary Education, Orissa	278	140	418	207	101	308	74.46	72.14	73.68
24	Punjab School Education Board, Mohali	6104	4956	11060	4639	4619	9258	76.00	93.20	83.71
25	Board of Secondary Education, Rajasthan, Ajmer	5735	2573	8308	1980	1105	3085	34.52	42.95	37.13
26	Tamil Nadu State Board of School Examination	NA	NA	NA	NA	NA	NA	NA	NA	NA
27	Tripura Board of Secondary Education	NA	NA	NA	NA	NA	NA	NA	NA	NA
28	UP Board of High School & Intermediate Education	8313	3135	11448	3574	1786	5360	42.99	56.97	46.82
29	Uttanchal Shiksha Evm Pariksha Parishad, Ramnagar	2315	1063	3378	1616	767	2383	69.81	72.15	70.54
30	West Bengal Council of Higher Education, Kolkata	20	16	36	12	12	24	60.00	75.00	66.67
31	Board of Madarsha Education, West Bengal, Kolkata # #	--	--	--	--	--	--	--	--	--
	Total	85428	43610	129038	47272	31039	78311	55.34	71.17	60.69

Board does not have provision of Private Candidates in Fazil Examination

RESULTS OF HIGHER SECONDARY EXAMINATION- 2008

Table 16: Annual Examination- Regular & Private SC Students

S.No.	Name of the Board	Number of Students						Pass %age		
		Appeared			Passed			Boys	Girls	Total
		Boys	Girls	Total	Boys	Girls	Total			
1	Board of Intermediate Education, Andhra Pradesh	85520	62217	147737	34233	28450	62683	40.03	45.73	42.43
2	Assam Higher Secondary Education Council	6788	5624	12412	4517	3535	8052	66.54	62.86	64.87
3	Banasthali Vidyapeeth, Rajasthan	--	6	6	--	5	5	--	83.33	83.33
4	Bihar Intermediate Education Council	31940	13965	45905	23915	10751	34666	74.87	76.99	75.52
5	Bihar Madarsa Education Board, Patna	--	--	--	--	--	--	--	--	--
6	Central Board of Secondary Education, New Delhi	16386	12679	29065	13166	10505	23671	80.35	82.85	81.44
7	Chhattisgarh Board of Secondary Education	17390	9861	27251	11905	7007	18912	68.46	71.06	69.40
8	Council for the Indian School Certificate Examinations, New Delhi	479	313	792	454	300	754	94.78	95.85	95.20
9	Goa Board of Secondary & Higher Secondary Education	38	57	95	27	39	66	71.05	68.42	69.47
10	Gujarat Secondary & Higher Secondary Education Board	17911	11267	29178	13709	9997	23706	76.54	88.73	81.25
11	Board of School Education Haryana, Bhiwani	14797	8644	23441	9371	6594	15965	63.33	76.28	68.11
12	H.P. Board of School Education, Dharamshala	9188	7885	17073	6148	5774	11922	66.91	73.23	69.83
13	J.K State Board of School Education	NA	NA	NA	NA	NA	NA	NA	NA	NA
14	Jharkhand Academic Council, Ranchi	13461	5866	19327	7923	3917	11840	58.86	66.77	61.26
15	Department of Pre-University Education, Karnataka	61557	42967	104524	15798	14531	30329	25.66	33.82	29.02
16	Kerala Board of Hr. Secondary Examination	11685	15146	26831	6113	9165	15278	52.31	60.51	56.94

RESULTS OF HIGHER SECONDARY EXAMINATION- 2008

Table 16: Annual Examination- Regular & Private SC Students

S.No.	Name of the Board	Number of Students						Pass %age		
		Appeared			Passed			Boys	Girls	Total
		Boys	Girls	Total	Boys	Girls	Total			
17	Maharashtra State Board of Secondary & Higher Secondary Education	96027	65009	161036	63710	49051	112761	66.35	75.45	70.02
18	Board of Secondary Education, Madhya Pradesh	37122	17482	54604	25189	13425	38614	67.85	76.79	70.72
19	Council of Higher Secondary Education, Imphal, Manipur	185	174	359	148	144	292	80.00	82.76	81.34
20	Meghalaya Board of School Education	146	97	243	81	60	141	55.48	61.86	58.02
21	Mizoram Board of School Education	3	5	8	2	3	5	66.67	60.00	62.50
22	Nagaland Board of School Education	87	40	127	64	32	96	73.56	80.00	75.59
23	Council of Hr. Secondary Education, Orissa	11394	7361	18755	6308	4321	10629	55.36	58.70	56.67
24	Punjab School Education Board, Mohali	24250	22025	46275	13969	14709	28678	57.60	66.78	61.97
25	Board of Secondary Education, Rajasthan, Ajmer	38812	15172	53984	27580	11804	39384	71.06	77.80	72.95
26	Tamil Nadu State Board of School Examination	56733	61121	117854	23210	29810	53020	40.91	48.77	44.99
27	Tripura Board of Secondary Education	NA	NA	NA	NA	NA	NA	NA	NA	NA
28	UP Board of High School & Intermediate Education	165299	103252	268551	82989	78696	161685	50.21	76.22	60.21
29	Uttanchal Shiksha Evm Pariksha Parishad, Ramnagar	9161	6133	15294	7373	5340	12713	80.48	87.07	83.12
30	West Bengal Council of Higher Education, Kolkata	60188	36105	96293	43558	24627	68185	72.37	68.21	70.81
31	Board of Madarsha Education, West Bengal, Kolkata	0	0	0	0	0	0	0.00	0.00	0.00
	Total	786547	530473	1317020	441460	342592	784052	56.13	64.58	59.53

RESULTS OF HIGHER SECONDARY EXAMINATION- 2008

Table 17: Supplementary Examination- Regular & Private SC Students

S.No.	Name of the Board	Number of Students						Pass %age		
		Appeared			Passed			Boys	Girls	Total
		Boys	Girls	Total	Boys	Girls	Total			
1	Board of Intermediate Education, Andhra Pradesh	35964	24260	60224	11418	8821	20239	31.75	36.36	33.61
2	Assam Higher Secondary Education Council@	--	--	--	--	--	--	--	--	--
3	Banasthali Vidyapeeth, Rajasthan	0	1	1	0	1	1	0	100	100
4	Bihar Intermediate Education Council@	--	--	--	--	--	--	--	--	--
5	Bihar Madarsa Education Board, Patna	--	--	--	--	--	--	--	--	--
6	Central Board of Secondary Education, New Delhi	1682	1405	3087	1129	1083	2212	67.12	77.08	71.66
7	Chhattisgarh Board of Secondary Education	1206	829	2035	650	511	1161	53.90	61.64	57.05
8	Council for the Indian School Certificate Examinations, New Delhi @	--	--	--	--	--	--	--	--	--
9	Goa Board of Secondary & Higher Secondary Education	2	5	7	1	5	6	50.00	100.00	85.71
10	Gujarat Secondary & Higher Secondary Education Board	1044	341	1385	717	256	973	68.68	75.07	70.25
11	Board of School Education Haryana , Bhiwani	4312	1576	5888	1584	743	2327	36.73	47.14	39.52
12	H.P. Board of School Education, Dharamshala -	1327	1100	2427	1003	874	1877	75.58	79.45	77.34
13	J.K State Board of School Education	NA	NA	NA	NA	NA	NA	NA	NA	NA
14	Jharkhand Academic Council, Ranchi	32	16	48	16	7	23	50.00	43.75	47.92
15	Department of Pre-University Education, Karnataka	37859	23598	61457	5910	4987	10897	15.61	21.13	17.73
16	Kerala Board of Hr. Secondary Examination	4508	4721	9229	1632	1624	3256	36.20	34.40	35.28

RESULTS OF HIGHER SECONDARY EXAMINATION- 2008

Table 17: Supplementary Examination- Regular & Private SC Students

S.No.	Name of the Board	Number of Students						Pass %age		
		Appeared			Passed			Boys	Girls	Total
		Boys	Girls	Total	Boys	Girls	Total			
17	Maharashtra State Board of Secondary & Higher Secondary Education	12015	6499	18514	2968	1834	4802	24.70	28.22	25.94
18	Board of Secondary Education, Madhya Pradesh	4846	2074	6920	4147	1855	6002	85.58	89.44	86.73
19	Council of Higher Secondary Education, Imphal, Manipur	19	16	35	17	15	32	89.47	93.75	91.43
20	Meghalaya Board of School Education@	--	--	--	--	--	--	--	--	--
21	Mizoram Board of School Education	0	0	0	0	0	0	0.00	0.00	0.00
22	Nagaland Board of School Education@	--	--	--	--	--	--	--	--	--
23	Council of Hr. Secondary Education, Orissa@	--	--	--	--	--	--	--	--	--
24	Punjab School Education Board, Mohali	4419	3414	7833	2474	2166	4640	55.99	63.44	59.24
25	Board of Secondary Education, Rajasthan, Ajmer	2057	899	2956	1260	596	1856	61.25	66.30	62.79
26	Tamil Nadu State Board of School Examination	21199	15517	36716	7277	6328	13605	34.33	40.78	37.05
27	Tripura Board of Secondary Education@	--	--	--	--	--	--	--	--	--
28	UP Board of High School & Intermediate Education@	--	--	--	--	--	--	--	--	--
29	Uttaranchal Shiksha Evm Pariksha Parishad, Ramnagar@	--	--	--	--	--	--	--	--	--
30	West Bengal Council of Higher Education, Kolkata@	--	--	--	--	--	--	--	--	--
31	Board of Madarsha Education, West Bengal, Kolkata	0	0	0	0	0	0	0.00	0.00	0.00
	Total	132491	86271	218762	42203	31706	73909	31.85	36.75	33.79

@ No provision of supplementary examination

RESULTS OF HIGHER SECONDARY EXAMINATION- 2008

Table18: Annual & Supplimentary- Regular & Private SC Students

S.No.	Name of the Board	Number of Students						Pass %age		
		Appeared			Passed			Boys	Girls	Total
		Boys	Girls	Total	Boys	Girls	Total			
1	Board of Intermediate Education, Andhra Pradesh	85520	62217	147737	45651	37271	82922	53.38	59.90	56.13
2	Assam Higher Secondary Education Council	6788	5624	12412	4517	3535	8052	66.54	62.86	64.87
3	Banasthali Vidyapeeth, Rajasthan	--	6	6	--	6	6	--	100.00	100.00
4	Bihar Intermediate Education Council	31940	13965	45905	23915	10751	34666	74.87	76.99	75.52
5	Bihar Madarsa Education Board, Patna	--	--	--	--	--	--	--	--	--
6	Central Board of Secondary Education, New Delhi	16386	12679	29065	14295	11588	25883	87.24	91.40	89.05
7	Chhattisgarh Board of Secondary Education	17390	9861	27251	12555	7518	20073	72.20	76.24	73.66
8	Council for the Indian School Certificate Examinations, New Delhi	479	313	792	454	300	754	94.78	95.85	95.20
9	Goa Board of Secondary & Higher Secondary Education	38	57	95	28	44	72	73.68	77.19	75.79
10	Gujarat Secondary & Higher Secondary Education Board	17911	11267	29178	14426	10253	24679	80.54	91.00	84.58
11	Board of School Education Haryana , Bhiwani	14797	8644	23441	10955	7337	18292	74.04	84.88	78.03
12	H.P. Board of School Education, Dharamshala	9188	7885	17073	7151	6648	13799	77.83	84.31	80.82
13	J.K State Board of School Education	NA	NA	NA	NA	NA	NA	NA	NA	NA
14	Jharkhand Academic Council, Ranchi	13461	5866	19327	7939	3924	11863	58.98	66.89	61.38
15	Department of Pre-University Education, Karnataka	61557	42967	104524	21708	19518	41226	35.26	45.43	39.44
16	Kerala Board of Hr. Secondary Examination	11685	15146	26831	7745	10789	18534	66.28	71.23	69.08

RESULTS OF HIGHER SECONDARY EXAMINATION- 2008

Table18: Annual & Supplimentary- Regular & Private SC Students

S.No.	Name of the Board	Number of Students						Pass %age		
		Appeared			Passed			Boys	Girls	Total
		Boys	Girls	Total	Boys	Girls	Total			
17	Maharashtra State Board of Secondary & Higher Secondary Education	96027	65009	161036	66678	50885	117563	69.44	78.27	73.00
18	Board of Secondary Education, Madhya Pradesh	37122	17482	54604	29336	15280	44616	79.03	87.40	81.71
19	Council of Higher Secondary Education, Imphal, Manipur	185	174	359	165	159	324	89.19	91.38	90.25
20	Meghalaya Board of School Education	146	97	243	81	60	141	55.48	61.86	58.02
21	Mizoram Board of School Education	3	5	8	2	3	5	66.67	60.00	62.50
22	Nagaland Board of School Education	87	40	127	64	32	96	73.56	80.00	75.59
23	Council of Hr. Secondary Education, Orissa	11394	7361	18755	6308	4321	10629	55.36	58.70	56.67
24	Punjab School Education Board, Mohali	24250	22025	46275	16443	16875	33318	67.81	76.62	72.00
25	Board of Secondary Education, Rajasthan, Ajmer	38812	15172	53984	28840	12400	41240	74.31	81.73	76.39
26	Tamil Nadu State Board of School Examination	56733	61121	117854	30487	36138	66625	53.74	59.13	56.53
27	Tripura Board of Secondary Education	NA	NA	NA	NA	NA	NA	NA	NA	NA
28	UP Board of High School & Intermediate Education	165299	103252	268551	82989	78696	161685	50.21	76.22	60.21
29	Uttanchal Shiksha Evm Pariksha Parishad, Ramnagar	9161	6133	15294	7373	5340	12713	80.48	87.07	83.12
30	West Bengal Council of Higher Education, Kolkata	60188	36105	96293	43558	24627	68185	72.37	68.21	70.81
31	Board of Madarsha Education, West Bengal, Kolkata	0	0	0	0	0	0	0.00	0.00	0.00
	Total	786547	530473	1317020	483663	374298	857961	61.49	70.56	65.14

RESULTS OF HIGHER SECONDARY EXAMINATION- 2008

Table 19: Annual Examination- Regular ST Students

S.No.	Name of the Board	Number of Students						Pass %age		
		Appeared			Passed			Boys	Girls	Total
		Boys	Girls	Total	Boys	Girls	Total			
1	Board of Intermediate Education, Andhra Pradesh	21379	12672	34051	10012	5785	15797	46.83	45.65	46.39
2	Assam Higher Secondary Education Council	15284	13797	29081	9091	7923	17014	59.48	57.43	58.51
3	Banasthali Vidyapeeth, Rajasthan	--	17	17	--	16	16	--	94.12	94.12
4	Bihar Intermediate Education Council	4380	1935	6315	3330	1570	4900	76.03	81.14	77.59
5	Bihar Madarsa Education Board, Patna*	--	--	--	--	--	--	--	--	--
6	Central Board of Secondary Education, New Delhi	7966	5951	13917	5324	4122	9446	66.83	69.27	67.87
7	Chhattisgarh Board of Secondary Education	22235	12982	35217	14611	8790	23401	65.71	67.71	66.45
8	Council for the Indian School Certificate Examinations, New Delhi	584	563	1147	555	552	1107	95.03	98.05	96.51
9	Goa Board of Secondary & Higher Secondary Education	124	121	245	66	77	143	53.23	63.64	58.37
10	Gujarat Secondary & Higher Secondary Education Board	22599	16610	39209	18180	14653	32833	80.45	88.22	83.74
11	Board of School Education Haryana , Bhiwani	36	16	52	23	12	35	63.89	75.00	67.31
12	H.P. Board of School Education, Dharamshala	1430	1132	2562	997	837	1834	69.72	73.94	71.58
13	J.K State Board of School Education	NA	NA	NA	NA	NA	NA	NA	NA	NA
14	Jharkhand Academic Council, Ranchi	20095	14562	34657	12405	10280	22685	61.73	70.59	65.46
15	Department of Pre-University Education, Karnataka	18998	11728	30726	5156	4578	9734	27.14	39.03	31.68
16	Kerala Board of Hr. Secondary Examination	1356	1689	3045	605	605	1210	44.62	35.82	39.74

RESULTS OF HIGHER SECONDARY EXAMINATION- 2008

Table 19: Annual Examination- Regular ST Students

S.No.	Name of the Board	Number of Students						Pass %age		
		Appeared			Passed			Boys	Girls	Total
		Boys	Girls	Total	Boys	Girls	Total			
17	Maharashtra State Board of Secondary & Higher Secondary Education	32631	17325	49956	15393	9280	24673	47.17	53.56	49.39
18	Board of Secondary Education, Madhya Pradesh	16202	7828	24030	12469	6390	18859	76.96	81.63	78.48
19	Council of Higher Secondary Education, Imphal, Manipur	2968	2561	5529	2063	1766	3829	69.51	68.96	69.25
20	Meghalaya Board of School Education	7029	7401	14430	4294	4968	9262	61.09	67.13	64.19
21	Mizoram Board of School Education	2093	2129	4222	1543	1486	3029	73.72	69.80	71.74
22	Nagaland Board of School Education	3972	3614	7586	2777	2685	5462	69.91	74.29	72.00
23	Council of Hr. Secondary Education, Orissa	11716	8005	19721	5656	3875	9531	48.28	48.41	48.33
24	Punjab School Education Board, Mohali	4351	3819	8170	2928	2940	5868	67.29	76.98	71.82
25	Board of Secondary Education, Rajasthan, Ajmer	25655	9519	35174	19406	7800	27206	75.64	81.94	77.35
26	Tamil Nadu State Board of School Examination	1787	1346	3133	736	630	1366	41.19	46.81	43.60
27	Tripura Board of Secondary Education	NA	NA	NA	NA	NA	NA	NA	NA	NA
28	UP Board of High School & Intermediate Education	4522	2727	7249	2387	2130	4517	52.79	78.11	62.31
29	Uttanchal Shiksha Evm Pariksha Parishad, Ramnagar	1743	1424	3167	1374	1236	2610	78.83	86.80	82.41
30	West Bengal Council of Higher Education, Kolkata	9930	4799	14729	6396	3170	9566	64.41	66.06	64.95
31	Board of Madarsha Education, West Bengal, Kolkata	0	0	0	0	0	0	0.00	0.00	0.00
	Total	261065	166272	427337	157777	108156	265933	60.44	65.05	62.23

* There is no SC and ST students in Muslim Community in Madarsa Board.

RESULTS OF HIGHER SECONDARY EXAMINATION- 2008

Table 20: Supplementary Examination- Regular ST Students

S.No.	Name of the Board	Number of Students						Pass %age		
		Appeared			Passed			Boys	Girls	Total
		Boys	Girls	Total	Boys	Girls	Total			
1	Board of Intermediate Education, Andhra Pradesh =	--	--	--	--	--	--	--	--	--
2	Assam Higher Secondary Education Council@	--	--	--	--	--	--	--	--	--
3	Banasthali Vidyapeeth, Rajasthan	--	1	1	--	1	1	--	100	100
4	Bihar Intermediate Education Council@	--	--	--	--	--	--	--	--	--
5	Bihar Madarsa Education Board, Patna @	--	--	--	--	--	--	--	--	--
6	Central Board of Secondary Education, New Delhi	1138	892	2030	811	714	1525	71.27	80.04	75.12
7	Chhattisgarh Board of Secondary Education	1592	1110	2702	928	689	1617	58.29	62.07	59.84
8	Council for the Indian School Certificate Examinations, New Delhi @	--	--	--	--	--	--	--	--	--
9	Goa Board of Secondary & Higher Secondary Education	13	16	29	11	12	23	84.62	75.00	79.31
10	Gujarat Secondary & Higher Secondary Education Board	1040	489	1529	676	363	1039	65.00	74.23	67.95
11	Board of School Education Haryana , Bhiwani =	--	--	--	--	--	--	--	--	--
12	H.P. Board of School Education, Dharamshala	243	161	404	188	120	308	77.37	74.53	76.24
13	J.K State Board of School Education =	--	--	--	--	--	--	--	--	--
14	Jharkhand Academic Council, Ranchi	14	22	36	5	7	12	35.71	31.82	33.33
15	Department of Pre-University Education, Karnataka	11085	5738	16823	1807	1360	3167	16.30	23.70	18.83
16	Kerala Board of Hr. Secondary Examination	581	614	1195	227	260	487	39.07	42.35	40.75

RESULTS OF HIGHER SECONDARY EXAMINATION- 2008

Table 20: Supplementary Examination- Regular ST Students

S.No.	Name of the Board	Number of Students						Pass %age		
		Appeared			Passed			Boys	Girls	Total
		Boys	Girls	Total	Boys	Girls	Total			
17	Maharashtra State Board of Secondary & Higher Secondary Education	2884	1548	4432	745	431	1176	25.83	27.84	26.53
18	Board of Secondary Education, Madhya Pradesh	1806	862	2668	1506	752	2258	83.39	87.24	84.63
19	Council of Higher Secondary Education, Imphal, Manipur	383	323	706	287	255	542	74.93	78.95	76.77
20	Meghalaya Board of School Education@	--	--	--	--	--	--	--	--	--
21	Mizoram Board of School Education =	--	--	--	--	--	--	--	--	--
22	Nagaland Board of School Education@	--	--	--	--	--	--	--	--	--
23	Council of Hr. Secondary Education, Orissa @	--	--	--	--	--	--	--	--	--
24	Punjab School Education Board, Mohali =	--	--	--	--	--	--	--	--	--
25	Board of Secondary Education, Rajasthan, Ajmer	1527	496	2023	985	344	1329	64.51	69.35	65.69
26	Tamil Nadu State Board of School Examination	602	381	983	215	169	384	35.71	44.36	39.06
27	Tripura Board of Secondary Education@	--	--	--	--	--	--	--	--	--
28	UP Board of High School & Intermediate Education@	--	--	--	--	--	--	--	--	--
29	Uttranchal Shiksha Evm Pariksha Parishad, Ramnagar@	--	--	--	--	--	--	--	--	--
30	West Bengal Council of Higher Education, Kolkata@	--	--	--	--	--	--	--	--	--
31	Board of Madarsha Education, West Bengal, Kolkata	0	0	0	0	0	0	0.00	0.00	0.00
	Total	22908	12653	35561	8391	5477	13868	36.63	43.29	39.00

@ No provision of supplementary examination

=Students appearing in Supplementary Examination are treated as private candidates only.

RESULTS OF HIGHER SECONDARY EXAMINATION- 2008

Table 21: Annual & Supplementary- Regular ST Students

S.No.	Name of the Board	Number of Students						Pass %age		
		Appeared			Passed			Boys	Girls	Total
		Boys	Girls	Total	Boys	Girls	Total			
1	Board of Intermediate Education, Andhra Pradesh	21379	12672	34051	10012	5785	15797	46.83	45.65	46.39
2	Assam Higher Secondary Education Council	15284	13797	29081	9091	7923	17014	59.48	57.43	58.51
3	Banasthali Vidyapeeth, Rajasthan	--	17	17	--	17	17	--	100.00	100.00
4	Bihar Intermediate Education Council	4380	1935	6315	3330	1570	4900	76.03	81.14	77.59
5	Bihar Madarsa Education Board, Patna	--	--	--	--	--	--	--	--	--
6	Central Board of Secondary Education, New Delhi	7966	5951	13917	6135	4836	10971	77.01	81.26	78.83
7	Chhattisgarh Board of Secondary Education	22235	12982	35217	15539	9479	25018	69.89	73.02	71.04
8	Council for the Indian School Certificate Examinations, New Delhi	584	563	1147	555	552	1107	95.03	98.05	96.51
9	Goa Board of Secondary & Higher Secondary Education	124	121	245	77	89	166	62.10	73.55	67.76
10	Gujarat Secondary & Higher Secondary Education Board	22599	16610	39209	18856	15016	33872	83.44	90.40	86.39
11	Board of School Education Haryana, Bhiwani	36	16	52	23	12	35	63.89	75.00	67.31
12	H.P. Board of School Education, Dharamshala	1430	1132	2562	1185	957	2142	82.87	84.54	83.61
13	J.K State Board of School Education	NA	NA	NA	NA	NA	NA	NA	NA	NA
14	Jharkhand Academic Council, Ranchi	20095	14562	34657	12410	10287	22697	61.76	70.64	65.49
15	Department of Pre-University Education, Karnataka	18998	11728	30726	6963	5938	12901	36.65	50.63	41.99
16	Kerala Board of Hr. Secondary Examination	1356	1689	3045	832	865	1697	61.36	51.21	55.73

RESULTS OF HIGHER SECONDARY EXAMINATION- 2008

Table 21: Annual & Supplementary- Regular ST Students

S.No.	Name of the Board	Number of Students						Pass %age		
		Appeared			Passed			Boys	Girls	Total
		Boys	Girls	Total	Boys	Girls	Total			
17	Maharashtra State Board of Secondary & Higher Secondary Education	32631	17325	49956	16138	9711	25849	49.46	56.05	51.74
18	Board of Secondary Education, Madhya Pradesh	16202	7828	24030	13975	7142	21117	86.25	91.24	87.88
19	Council of Higher Secondary Education, Imphal, Manipur	2968	2561	5529	2350	2021	4371	79.18	78.91	79.06
20	Meghalaya Board of School Education	7029	7401	14430	4294	4968	9262	61.09	67.13	64.19
21	Mizoram Board of School Education	2093	2129	4222	1543	1486	3029	73.72	69.80	71.74
22	Nagaland Board of School Education	3972	3614	7586	2777	2685	5462	69.91	74.29	72.00
23	Council of Hr. Secondary Education, Orissa	11716	8005	19721	5656	3875	9531	48.28	48.41	48.33
24	Punjab School Education Board, Mohali	4351	3819	8170	2928	2940	5868	67.29	76.98	71.82
25	Board of Secondary Education, Rajasthan, Ajmer	25655	9519	35174	20391	8144	28535	79.48	85.56	81.13
26	Tamil Nadu State Board of School Examination	1787	1346	3133	951	799	1750	53.22	59.36	55.86
27	Tripura Board of Secondary Education	NA	NA	NA	NA	NA	NA	NA	NA	NA
28	UP Board of High School & Intermediate Education	4522	2727	7249	2387	2130	4517	52.79	78.11	62.31
29	Uttaranchal Shiksha Evm Pariksha Parishad, Ramnagar	1743	1424	3167	1374	1236	2610	78.83	86.80	82.41
30	West Bengal Council of Higher Education, Kolkata	9930	4799	14729	6396	3170	9566	64.41	66.06	64.95
31	Board of Madarsha Education, West Bengal, Kolkata	0	0	0	0	0	0	0.00	0.00	0.00
	Total	261065	166272	427337	166168	113633	279801	63.65	68.34	65.48

RESULTS OF HIGHER SECONDARY EXAMINATION- 2008

Table 22: Annual Examination- Private ST Students

S.No.	Name of the Board	Number of Students						Pass %age		
		Appeared			Passed			Boys	Girls	Total
		Boys	Girls	Total	Boys	Girls	Total			
1	Board of Intermediate Education, Andhra Pradesh	11272	5593	16865	2677	1357	4034	23.75	24.26	23.92
2	Assam Higher Secondary Education Council	0	0	0	0	0	0	0	0	0
3	Banasthali Vidyapeeth, Rajasthan	--	--	--	--	--	--	--	--	--
4	Bihar Intermediate Education Council	269	246	515	214	188	402	79.55	76.42	78.06
5	Bihar Madarsa Education Board, Patna	--	--	--	--	--	--	--	--	--
6	Central Board of Secondary Education, New Delhi	532	318	850	179	127	306	33.65	39.94	36.00
7	Chhattisgarh Board of Secondary Education	3374	1765	5139	1466	721	2187	43.45	40.85	42.56
8	Council for the Indian School Certificate Examinations, New Delhi	47	17	64	31	10	41	65.96	58.82	64.06
9	Goa Board of Secondary & Higher Secondary Education	0	0	0	0	0	0	0.00	0.00	0.00
10	Gujarat Secondary & Higher Secondary Education Board	905	223	1128	456	132	588	50.39	59.19	52.13
11	Board of School Education Haryana, Bhiwani	7	2	9	2	0	2	28.57	0.00	22.22
12	H.P. Board of School Education, Dharamshala	620	452	1072	252	184	436	40.65	40.71	40.67
13	J.K State Board of School Education	NA	NA	NA	NA	NA	NA	NA	NA	NA
14	Jharkhand Academic Council, Ranchi	5095	2655	7750	2719	1557	4276	53.37	58.64	55.17
15	Department of Pre-University Education, Karnataka	1088	466	1554	169	104	273	15.53	22.32	17.57
16	Kerala Board of Hr. Secondary Examination	169	178	347	41	41	82	24.26	23.03	23.63

RESULTS OF HIGHER SECONDARY EXAMINATION- 2008

Table 22: Annual Examination- Private ST Students

S.No.	Name of the Board	Number of Students						Pass %age		
		Appeared			Passed			Boys	Girls	Total
		Boys	Girls	Total	Boys	Girls	Total			
17	Maharashtra State Board of Secondary & Higher Secondary Education	1299	555	1854	556	275	831	42.80	49.55	44.82
18	Board of Secondary Education, Madhya Pradesh	6098	2308	8406	2799	1132	3931	45.90	49.05	46.76
19	Council of Higher Secondary Education, Imphal, Manipur	413	269	682	151	100	251	36.56	37.17	36.80
20	Meghalaya Board of School Education	2349	2156	4505	650	651	1301	27.67	30.19	28.88
21	Mizoram Board of School Education	1243	864	2107	351	246	597	28.24	28.47	28.33
22	Nagaland Board of School Education	1270	1063	2333	576	488	1064	45.35	45.91	45.61
23	Council of Hr. Secondary Education, Orissa	342	210	552	227	125	352	66.37	59.52	63.77
24	Punjab School Education Board, Mohali	1332	1157	2489	536	695	1231	40.24	60.07	49.46
25	Board of Secondary Education, Rajasthan, Ajmer	3104	1436	4540	701	357	1058	22.58	24.86	23.30
26	Tamil Nadu State Board of School Examination	NA	NA	NA	NA	NA	NA	NA	NA	NA
27	Tripura Board of Secondary Education	NA	NA	NA	NA	NA	NA	NA	NA	NA
28	UP Board of High School & Intermediate Education	191	138	329	78	81	159	40.84	58.70	48.33
29	Uttaranchal Shiksha Evm Pariksha Parishad, Ramnagar	894	389	1283	593	297	890	66.33	76.35	69.37
30	West Bengal Council of Higher Education, Kolkata	9	3	12	5	3	8	55.56	100.00	66.67
31	Board of Madarsha Education, West Bengal, Kolkata ##	--	--	--	--	--	--	--	--	--
	Total	41922	22463	64385	15429	8871	24300	36.80	39.49	37.74

^ No provision of Private candidates in Annual Examination

Board does not have provision of Private Candidates in Fazil Examination

RESULTS OF HIGHER SECONDARY EXAMINATION- 2008

Table 23: Supplementary Examination- Private ST Students

S.No.	Name of the Board	Number of Students						Pass %age		
		Appeared			Passed			Boys	Girls	Total
		Boys	Girls	Total	Boys	Girls	Total			
1	Board of Intermediate Education, Andhra Pradesh #	13631	7945	21576	4483	2721	7204	32.89	34.25	33.39
2	Assam Higher Secondary Education Council@	--	--	--	--	--	--	--	--	--
3	Banasthali Vidyapeeth, Rajasthan	--	--	--	--	--	--	--	--	--
4	Bihar Intermediate Education Council@	--	--	--	--	--	--	--	--	--
5	Bihar Madarsa Education Board, Patna@	--	--	--	--	--	--	--	--	--
6	Central Board of Secondary Education, New Delhi	131	85	216	80	64	144	61.07	75.29	66.67
7	Chhattisgarh Board of Secondary Education	284	221	505	166	148	314	58.45	66.97	62.18
8	Council for the Indian School Certificate Examinations, New Delhi @	--	--	--	--	--	--	--	--	--
9	Goa Board of Secondary & Higher Secondary Education	0	0	0	0	0	0	0.00	0.00	0.00
10	Gujarat Secondary & Higher Secondary Education Board	75	15	90	50	9	59	66.67	60.00	65.56
11	Board of School Education Haryana , Bhiwani	75	29	104	32	16	48	42.67	55.17	46.15
12	H.P. Board of School Education, Dharamshala	93	69	162	65	55	120	69.89	79.71	74.07
13	J.K State Board of School Education	NA	NA	NA	NA	NA	NA	NA	NA	NA
14	Jharkhand Academic Council, Ranchi	12	14	26	4	5	9	33.33	35.71	34.62
15	Department of Pre-University Education, Karnataka	624	211	835	109	56	165	17.47	26.54	19.76
16	Kerala Board of Hr. Secondary Examination	72	76	148	17	20	37	23.61	26.32	25.00

RESULTS OF HIGHER SECONDARY EXAMINATION- 2008

Table 23: Supplementary Examination- Private ST Students

S.No.	Name of the Board	Number of Students						Pass %age		
		Appeared			Passed			Boys	Girls	Total
		Boys	Girls	Total	Boys	Girls	Total			
17	Maharashtra State Board of Secondary & Higher Secondary Education	194	106	300	52	26	78	26.80	24.53	26.00
18	Board of Secondary Education, Madhya Pradesh	1098	473	1571	918	409	1327	83.61	86.47	84.47
19	Council of Higher Secondary Education, Imphal, Manipur	91	51	142	78	42	120	85.71	82.35	84.51
20	Meghalaya Board of School Education@	--	--	--	--	--	--	--	--	--
21	Mizoram Board of School Education \$	128	97	225	58	49	107	45.31	50.52	47.56
22	Nagaland Board of School Education@	--	--	--	--	--	--	--	--	--
23	Council of Hr. Secondary Education, Orissa@	--	--	--	--	--	--	--	--	--
24	Punjab School Education Board, Mohali	201	98	299	99	52	151	49.25	53.06	50.50
25	Board of Secondary Education, Rajasthan, Ajmer	281	150	431	141	76	217	50.18	50.67	50.35
26	Tamil Nadu State Board of School Examination	NA	NA	NA	NA	NA	NA	NA	NA	NA
27	Tripura Board of Secondary Education@	--	--	--	--	--	--	--	--	--
28	UP Board of High School & Intermediate Education@	--	--	--	--	--	--	--	--	--
29	Uttanchal Shiksha Evm Pariksha Parishad, Ramnagar@	--	--	--	--	--	--	--	--	--
30	West Bengal Council of Higher Education, Kolkata@	--	--	--	--	--	--	--	--	--
31	Board of Madarsha Education, West Bengal, Kolkata ##									
	Total	16990	9640	26630	6352	3748	10100	37.39	38.88	37.93

In the Supplementary Examination , all candidates are treated as Private Candidates only.

@ No provision of supplementary examination

\$ Private candidates do not exist in the Supplementary Examination

Board does not have provision of Private Candidates in Fazil Examination

RESULTS OF HIGHER SECONDARY EXAMINATION- 2008

Table 24: Annual & Supplementary- Private ST Students

S.No.	Name of the Board	Number of Students						Pass %age		
		Appeared			Passed			Boys	Girls	Total
		Boys	Girls	Total	Boys	Girls	Total			
1	Board of Intermediate Education, Andhra Pradesh	11272	5593	16865	7160	4078	11238	63.52	72.91	66.64
2	Assam Higher Secondary Education Council	0	0	0	0	0	0	0	0	0
3	Banasthali Vidyapeeth, Rajasthan	--	--	--	--	--	--	--	--	--
4	Bihar Intermediate Education Council	269	246	515	214	188	402	79.55	76.42	78.06
5	Bihar Madarsa Education Board, Patna	--	--	--	--	--	--	--	--	--
6	Central Board of Secondary Education, New Delhi	532	318	850	259	191	450	48.68	60.06	52.94
7	Chhattisgarh Board of Secondary Education	3374	1765	5139	1632	869	2501	48.37	49.24	48.67
8	Council for the Indian School Certificate Examinations, New Delhi	47	17	64	31	10	41	65.96	58.82	64.06
9	Goa Board of Secondary & Higher Secondary Education	0	0	0	0	0	0	0.00	0.00	0.00
10	Gujarat Secondary & Higher Secondary Education Board	905	223	1128	506	141	647	55.91	63.23	57.36
11	Board of School Education Haryana , Bhiwani	82	31	113	34	16	50	41.46	51.61	44.25
12	H.P. Board of School Education, Dharamshala	620	452	1072	317	239	556	51.13	52.88	51.87
13	J.K State Board of School Education	NA	NA	NA	NA	NA	NA	NA	NA	NA
14	Jharkhand Academic Council, Ranchi	5095	2655	7750	2723	1562	4285	53.44	58.83	55.29
15	Department of Pre-University Education, Karnataka	1088	466	1554	278	160	438	25.55	34.33	28.19
16	Kerala Board of Hr. Secondary Examination	169	178	347	58	61	119	34.32	34.27	34.29

RESULTS OF HIGHER SECONDARY EXAMINATION- 2008

Table 24: Annual & Supplementary- Private ST Students

S.No.	Name of the Board	Number of Students						Pass %age		
		Appeared			Passed			Boys	Girls	Total
		Boys	Girls	Total	Boys	Girls	Total			
17	Maharashtra State Board of Secondary & Higher Secondary Education	1299	555	1854	608	301	909	46.81	54.23	49.03
18	Board of Secondary Education, Madhya Pradesh	6098	2308	8406	3717	1541	5258	60.95	66.77	62.55
19	Council of Higher Secondary Education, Imphal, Manipur	413	269	682	229	142	371	55.45	52.79	54.40
20	Meghalaya Board of School Education	2349	2156	4505	650	534	1184	27.67	24.77	26.28
21	Mizoram Board of School Education	1243	864	2107	409	295	704	32.90	34.14	33.41
22	Nagaland Board of School Education	1270	1063	2333	576	488	1064	45.35	45.91	45.61
23	Council of Hr. Secondary Education, Orissa	342	210	552	227	125	352	66.37	59.52	63.77
24	Punjab School Education Board, Mohali	1332	1157	2489	635	747	1382	47.67	64.56	55.52
25	Board of Secondary Education, Rajasthan, Ajmer	3104	1436	4540	842	433	1275	27.13	30.15	28.08
26	Tamil Nadu State Board of School Examination	NA	NA	NA	NA	NA	NA	NA	NA	NA
27	Tripura Board of Secondary Education	NA	NA	NA	NA	NA	NA	NA	NA	NA
28	UP Board of High School & Intermediate Education	191	138	329	78	81	159	40.84	58.70	48.33
29	Uttanchal Shiksha Evm Pariksha Parishad, Ramnagar	894	389	1283	593	297	890	66.33	76.35	69.37
30	West Bengal Council of Higher Education, Kolkata	9	3	12	5	3	8	55.56	100.00	66.67
31	Board of Madarsha Education, West Bengal, Kolkata	--	--	--	--	--	--	--	--	--
	Total	41922	22463	64385	21781	12619	34400	51.96	56.18	53.43

RESULTS OF HIGHER SECONDARY EXAMINATION- 2008

Table 25: Annual Examination- Regular & Private ST Students

S.No.	Name of the Board	Number of Students						Pass %age		
		Appeared			Passed			Boys	Girls	Total
		Boys	Girls	Total	Boys	Girls	Total			
1	Board of Intermediate Education, Andhra Pradesh	32651	18265	50916	12689	7142	19831	38.86	39.10	38.95
2	Assam Higher Secondary Education Council	15284	13797	29081	9091	7923	17014	59.48	57.43	58.51
3	Banasthali Vidyapeeth, Rajasthan	--	17	17	--	16	16	--	94.12	94.12
4	Bihar Intermediate Education Council	4649	2181	6830	3544	1758	5302	76.23	80.61	77.63
5	Bihar Madarsa Education Board, Patna	--	--	--	--	--	--	--	--	--
6	Central Board of Secondary Education, New Delhi	8498	6269	14767	5503	4249	9752	64.76	67.78	66.04
7	Chhattisgarh Board of Secondary Education	25609	14747	40356	16077	9511	25588	62.78	64.49	63.41
8	Council for the Indian School Certificate Examinations, New Delhi	631	580	1211	586	562	1148	92.87	96.90	94.80
9	Goa Board of Secondary & Higher Secondary Education	124	121	245	66	77	143	53.23	63.64	58.37
10	Gujarat Secondary & Higher Secondary Education Board	23504	16833	40337	18636	14785	33421	79.29	87.83	82.85
11	Board of School Education Haryana , Bhiwani	43	18	61	25	12	37	58.14	66.67	60.66
12	H.P. Board of School Education, Dharamshala	2050	1584	3634	1249	1021	2270	60.93	64.46	62.47
13	J.K State Board of School Education	NA	NA	NA	NA	NA	NA	NA	NA	NA
14	Jharkhand Academic Council, Ranchi	25190	17217	42407	15124	11837	26961	60.04	68.75	63.58
15	Department of Pre-University Education, Karnataka	20086	12194	32280	5325	4682	10007	26.51	38.40	31.00
16	Kerala Board of Hr. Secondary Examination	1525	1867	3392	646	646	1292	42.36	34.60	38.09

RESULTS OF HIGHER SECONDARY EXAMINATION- 2008

Table 25: Annual Examination- Regular & Private ST Students

S.No.	Name of the Board	Number of Students						Pass %age		
		Appeared			Passed			Boys	Girls	Total
		Boys	Girls	Total	Boys	Girls	Total			
17	Maharashtra State Board of Secondary & Higher Secondary Education	33930	17880	51810	15949	9555	25504	47.01	53.44	49.23
18	Board of Secondary Education, Madhya Pradesh	22300	10136	32436	15268	7522	22790	68.47	74.21	70.26
19	Council of Higher Secondary Education, Imphal, Manipur	3381	2830	6211	2214	1866	4080	65.48	65.94	65.69
20	Meghalaya Board of School Education	9378	9557	18935	4944	5619	10563	52.72	58.79	55.79
21	Mizoram Board of School Education	3336	2993	6329	1894	1732	3626	56.77	57.87	57.29
22	Nagaland Board of School Education	5242	4677	9919	3353	3173	6526	63.96	67.84	65.79
23	Council of Hr. Secondary Education, Orissa	12058	8215	20273	5883	4000	9883	48.79	48.69	48.75
24	Punjab School Education Board, Mohali	5683	4976	10659	3464	3635	7099	60.95	73.05	66.60
25	Board of Secondary Education, Rajasthan, Ajmer	28759	10955	39714	20107	8157	28264	69.92	74.46	71.17
26	Tamil Nadu State Board of School Examination	1787	1346	3133	736	630	1366	41.19	46.81	43.60
27	Tripura Board of Secondary Education	NA	NA	NA	NA	NA	NA	NA	NA	NA
28	UP Board of High School & Intermediate Education	4713	2865	7578	2465	2211	4676	52.30	77.17	61.70
29	Uttanchal Shiksha Evm Pariksha Parishad, Ramnagar	2637	1813	4450	1967	1533	3500	74.59	84.56	78.65
30	West Bengal Council of Higher Education, Kolkata	9939	4802	14741	6401	3173	9574	64.40	66.08	64.95
31	Board of Madarsha Education, West Bengal, Kolkata	0	0	0	0	0	0	0.00	0.00	0.00
	Total	302987	188735	491722	173206	117027	290233	57.17	62.01	59.02

RESULTS OF HIGHER SECONDARY EXAMINATION- 2008

Table 26: Supplementary Examination- Regular & Private ST Students

S.No.	Name of the Board	Number of Students						Pass %age		
		Appeared			Passed			Boys	Girls	Total
		Boys	Girls	Total	Boys	Girls	Total			
1	Board of Intermediate Education, Andhra Pradesh	13631	7945	21576	4483	2721	7204	32.89	34.25	33.39
2	Assam Higher Secondary Education Council@	--	--	--	--	--	--	--	--	--
3	Banasthali Vidyapeeth, Rajasthan	--	--	--	--	--	--	--	--	--
4	Bihar Intermediate Education Council@	--	--	--	--	--	--	--	--	--
5	Bihar Madarsa Education Board, Patna@	--	--	--	--	--	--	--	--	--
6	Central Board of Secondary Education, New Delhi	1269	977	2246	891	778	1669	70.21	79.63	74.31
7	Chhattisgarh Board of Secondary Education	1876	1331	3207	1094	837	1931	58.32	62.89	60.21
8	Council for the Indian School Certificate Examinations, New Delhi @	--	--	--	--	--	--	--	--	--
9	Goa Board of Secondary & Higher Secondary Education	13	16	29	11	12	23	84.62	75.00	79.31
10	Gujarat Secondary & Higher Secondary Education Board	1115	504	1619	726	372	1098	65.11	73.81	67.82
11	Board of School Education Haryana , Bhiwani	75	29	104	32	16	48	42.67	55.17	46.15
12	H.P. Board of School Education, Dharamshala	336	230	566	253	175	428	75.30	76.09	75.62
13	J.K State Board of School Education	NA	NA	NA	NA	NA	NA	NA	NA	NA
14	Jharkhand Academic Council, Ranchi	26	36	62	9	12	21	34.62	33.33	33.87
15	Department of Pre-University Education, Karnataka	11709	5949	17658	1916	1416	3332	16.36	23.80	18.87
16	Kerala Board of Hr. Secondary Examination	653	690	1343	244	280	524	37.37	40.58	39.02

RESULTS OF HIGHER SECONDARY EXAMINATION- 2008

Table 26: Supplementary Examination- Regular & Private ST Students

S.No.	Name of the Board	Number of Students						Pass %age		
		Appeared			Passed			Boys	Girls	Total
		Boys	Girls	Total	Boys	Girls	Total			
17	Maharashtra State Board of Secondary & Higher Secondary Education	3078	1654	4732	797	457	1254	25.89	27.63	26.50
18	Board of Secondary Education, Madhya Pradesh	2904	1335	4239	2424	1161	3585	83.47	86.97	84.57
19	Council of Higher Secondary Education, Imphal, Manipur	474	374	848	365	297	662	77.00	79.41	78.07
20	Meghalaya Board of School Education@	--	--	--	--	--	--	--	--	--
21	Mizoram Board of School Education	128	97	225	58	49	107	45.31	50.52	47.56
22	Nagaland Board of School Education@	--	--	--	--	--	--	--	--	--
23	Council of Hr. Secondary Education, Orissa	--	--	--	--	--	--	--	--	--
24	Punjab School Education Board, Mohali	201	98	299	99	52	151	49.25	53.06	50.50
25	Board of Secondary Education, Rajasthan, Ajmer	1808	646	2454	1126	420	1546	62.28	65.02	63.00
26	Tamil Nadu State Board of School Examination	602	381	983	215	169	384	35.71	44.36	39.06
27	Tripura Board of Secondary Education@	--	--	--	--	--	--	--	--	--
28	UP Board of High School & Intermediate Education@	--	--	--	--	--	--	--	--	--
29	Uttaranchal Shiksha Evm Pariksha Parishad, Ramnagar@	--	--	--	--	--	--	--	--	--
30	West Bengal Council of Higher Education, Kolkata@	--	--	--	--	--	--	--	--	--
31	Board of Madarsha Education, West Bengal, Kolkata	0	0	0	0	0	0	0.00	0.00	0.00
	Total	39898	22292	62190	14743	9224	23967	36.95	41.38	38.54

@ No provision of supplementary examination

RESULTS OF HIGHER SECONDARY EXAMINATION- 2008

Table 27: Annual & Supplementary- Regular & Private ST Students

S.No.	Name of the Board	Number of Students						Pass %age		
		Appeared			Passed			Boys	Girls	Total
		Boys	Girls	Total	Boys	Girls	Total			
1	Board of Intermediate Education, Andhra Pradesh	32651	18265	50916	17172	9863	27035	52.59	54.00	53.10
2	Assam Higher Secondary Education Council	15284	13797	29081	9091	7923	17014	59.48	57.43	58.51
3	Banasthali Vidyapeeth, Rajasthan	--	17	17	--	16	16	--	94.12	94.12
4	Bihar Intermediate Education Council	4649	2181	6830	3544	1758	5302	76.23	80.61	77.63
5	Bihar Madarsa Education Board, Patna	--	--	--	--	--	--	--	--	--
6	Central Board of Secondary Education, New Delhi	8498	6269	14767	6394	5027	11421	75.24	80.19	77.34
7	Chhattisgarh Board of Secondary Education	25609	14747	40356	17171	10348	27519	67.05	70.17	68.19
8	Council for the Indian School Certificate Examinations, New Delhi	631	580	1211	586	562	1148	92.87	96.90	94.80
9	Goa Board of Secondary & Higher Secondary Education	124	121	245	77	89	166	62.10	73.55	67.76
10	Gujarat Secondary & Higher Secondary Education Board	23504	16833	40337	19362	15157	34519	82.38	90.04	85.58
11	Board of School Education Haryana , Bhiwani	43	18	61	57	28	85	132.56	155.56	139.34
12	H.P. Board of School Education, Dharamshala	2050	1584	3634	1502	1196	2698	73.27	75.51	74.24
13	J.K State Board of School Education	NA	NA	NA	NA	NA	NA	NA	NA	NA
14	Jharkhand Academic Council, Ranchi	25190	17217	42407	15133	11849	26982	60.08	68.82	63.63
15	Department of Pre-University Education, Karnataka	20086	12194	32280	7241	6098	13339	36.05	50.01	41.32
16	Kerala Board of Hr. Secondary Examination	1525	1867	3392	890	926	1816	58.36	49.60	53.54

RESULTS OF HIGHER SECONDARY EXAMINATION- 2008

Table 27: Annual & Supplementary- Regular & Private ST Students

S.No.	Name of the Board	Number of Students						Pass %age		
		Appeared			Passed			Boys	Girls	Total
		Boys	Girls	Total	Boys	Girls	Total			
17	Maharashtra State Board of Secondary & Higher Secondary Education	33930	17880	51810	16746	10012	26758	49.35	56.00	51.65
18	Board of Secondary Education, Madhya Pradesh	22300	10136	32436	17692	8683	26375	79.34	85.66	81.31
19	Council of Higher Secondary Education, Imphal, Manipur	3381	2830	6211	2579	2163	4742	76.28	76.43	76.35
20	Meghalaya Board of School Education	9378	9557	18935	4944	5619	10563	52.72	58.79	55.79
21	Mizoram Board of School Education	3336	2993	6329	1952	1781	3733	58.51	59.51	58.98
22	Nagaland Board of School Education	5242	4677	9919	3353	3173	6526	63.96	67.84	65.79
23	Council of Hr. Secondary Education, Orissa	12058	8215	20273	5883	4000	9883	48.79	48.69	48.75
24	Punjab School Education Board, Mohali	5683	4976	10659	3563	3687	7250	62.70	74.10	68.02
25	Board of Secondary Education, Rajasthan, Ajmer	28759	10955	39714	21233	8577	29810	73.83	78.29	75.06
26	Tamil Nadu State Board of School Examination	1787	1346	3133	951	799	1750	53.22	59.36	55.86
27	Tripura Board of Secondary Education	NA	NA	NA	NA	NA	NA	NA	NA	NA
28	UP Board of High School & Intermediate Education	4713	2865	7578	2465	2211	4676	52.30	77.17	61.70
29	Uttanchal Shiksha Evm Pariksha Parishad, Ramnagar	2637	1813	4450	1967	1533	3500	74.59	84.56	78.65
30	West Bengal Council of Higher Education, Kolkata	9939	4802	14741	6401	3173	9574	64.40	66.08	64.95
31	Board of Madarsha Education, West Bengal, Kolkata	0	0	0	0	0	0	0.00	0.00	0.00
	Total	302987	188735	491722	187949	126251	314200	62.03	66.89	63.90

RESULTS OF HIGHER SECONDARY EXAMINATION- 2008

Table 28: Annual & Supplementary (Percentage-Wise)

S.No.	Name of the Board	Total Passed	Out of the Total, Students passed with			Percentage		
			60% & above	50% to 59%	Below 50% @	I	II	III
1	Board of Intermediate Education, Andhra Pradesh	554925	309836	67465	177624	55.83	12.16	32.01
2	Assam Higher Secondary Education Council	109160	11653	30145	67362	10.68	27.62	61.71
3	Banasthali Vidyapeeth, Rajasthan	319	234	81	4	73.35	25.39	1.25
4	Bihar Intermediate Education Council	401353	53881	183826	163646	13.42	45.80	40.77
5	Bihar Madarsa Education Board, Patna	25933	23480	2437	16	90.54	9.40	0.06
6	Central Board of Secondary Education, New Delhi	462794	295143	100651	67000	63.77	21.75	14.48
7	Chhattisgarh Board of Secondary Education	137447	12182	41548	83717	8.86	30.23	60.91
8	Council for the Indian School Certificate Examinations, New Delhi	46563	42844	2815	904	92.01	6.05	1.94
9	Goa Board of Secondary & Higher Secondary Education	8523	2299	3009	3215	26.97	35.30	37.72
10	Gujarat Secondary & Higher Secondary Education Board	333170	166504	100770	65896	49.98	30.25	19.78
11	Board of School Education Haryana, Bhiwani	153501	100701	48872	3928	65.60	31.84	2.56
12	H.P. Board of School Education, Dharamshala	69307	21917	26072	21318	31.62	37.62	30.76
13	J.K State Board of School Education	30925	5522	11142	14261	17.86	36.03	46.11
14	Jharkhand Academic Council, Ranchi	142617	14818	48038	79761	10.39	33.68	55.93
15	Department of Pre-University Education, Karnataka	297860	109394	84796	103670	36.73	28.47	34.80
16	Kerala Board of Hr. Secondary Examination	247366	72458	63473	111436	29.29	25.66	45.05
17	Maharashtra State Board of Secondary & Higher Secondary Education	894790	391888	275128	227774	43.80	30.75	25.46
18	Board of Secondary Education, Madhya Pradesh	330684	151319	119505	59860	45.76	36.14	18.10

RESULTS OF HIGHER SECONDARY EXAMINATION- 2008

Table 28: Annual & Supplementary (Percentage-Wise)

S.No.	Name of the Board	Total Passed	Out of the Total, Students passed with			Percentage		
			60% & above	50% to 59%	Below 50% @	I	II	III
19	Council of Higher Secondary Education, Imphal, Manipur	11551	3085	7289	1177	26.71	63.10	10.19
20	Meghalaya Board of School Education	12069	1479	2825	7765	12.25	23.41	64.34
21	Mizoram Board of School Education	3743	314	1230	2199	8.39	32.86	58.75
22	Nagaland Board of School Education	7164	210	751	6203	2.93	10.48	86.59
23	Council of Hr. Secondary Education, Orissa	119749	13829	28411	77509	11.55	23.73	64.73
24	Punjab School Education Board, Mohali	213093	NA	NA	NA	NA	NA	NA
25	Board of Secondary Education, Rajasthan, Ajmer	340133	105315	187022	47796	30.96	54.98	14.05
26	Tamil Nadu State Board of School Examination	496494	360722	107310	28462	72.65	21.61	5.73
27	Tripura Board of Secondary Education	11428	579	2297	8552	5.07	20.10	74.83
28	UP Board of High School & Intermediate Education	1108869	199396	446586	462887	17.98	40.27	41.74
29	Uttanchal Shiksha Evm Pariksha Parishad, Ramnagar	93164	24409	61223	7532	26.20	65.72	8.08
30	West Bengal Council of Higher Education, Kolkata	348238	97908	95850	154480	28.12	27.52	44.36
31	Board of Madarsha Education, West Bengal, Kolkata	380	NA	NA	NA	NA	NA	NA
	Total	7013312	2593319	2150567	2055954	36.98	30.66	29.32

@ - 3rd Division includes all pass candidates securing the marks below 50%.

Note: Total will not tally as the break-up of Percentage-wise result in few cases is not available

Results of Higher Secondary Examination - 2008

Table. 29-Open Schooling - All Categories

S.No.	Name of the Board	Number of Students					
		Appeared			Passed		
		Boys	Girls	Total	Boys	Girls	Total
1	National Institute of Open Schooling, New Delhi	189979	83852	273831	65253	30063	95316
2	M.P. State Open School Board of Secondary Education	31428	23962	55390	13745	10666	24411
3	Rabindra Mukta Vidyalaya (West Bengal State Open School)	4851	4368	9219	1223	1042	2265
Total		226258	112182	338440	80221	41771	121992

Note: In Open Schooling System, candidates are not classified as 'Regular' or 'Private'.

Open Schooling - Scheduled Caste Students

S.No.	Name of the Board	Number of Students					
		Appeared			Passed		
		Boys	Girls	Total	Boys	Girls	Total
1	National Institute of Open Schooling, New Delhi	26494	8780	35274	7600	2956	10556
2	M.P. State Open School Board of Secondary Education	4289	2882	7171	1770	1258	3028
3	Rabindra Mukta Vidyalaya (West Bengal State Open School)	799	600	1399	334	312	646
Total		31582	12262	43844	9704	4526	14230

Note: In Open Schooling System, candidates are not classified as 'Regular' or 'Private'.

Open Schooling - Scheduled Tribe Students

S.No.	Name of the Board	Number of Students					
		Appeared			Passed		
		Boys	Girls	Total	Boys	Girls	Total
1	National Institute of Open Schooling, New Delhi	8266	7635	15901	2565	2558	5123
2	M.P. State Open School Board of Secondary Education	4172	3378	7550	1758	1391	3149
3	Rabindra Mukta Vidyalaya (West Bengal State Open School)	207	150	357	65	47	112
Total		12645	11163	23808	4388	3996	8384

Note: In Open Schooling System, candidates are not classified as 'Regular' or 'Private'.

NUEPA DC



D13860

114

