

**EXAMINATION  
RESULTS OF  
HIGH AND HIGHER SECONDARY  
SCHOOLS/INTERMEDIATE  
1999 & 2000**



**PLANNING, MONITORING AND STATISTICS DIVISION  
DEPARTMENT OF SECONDARY AND HIGHER EDUCATION  
MINISTRY OF HUMAN RESOURCE DEVELOPMENT  
GOVERNMENT OF INDIA  
NEW DELHI  
2003**

# PROJECT STAFF



**Shri S.S.SHOKEEN**

Joint Director (Plg.)

Smt. Ratna Chaudhuri

Assistant Director

Shri A. K. Sharma

Artist

Shri Rakesh Kumar Pandey

Computer



# P R E F A C E

This publication contains important statistics of examination results of the High School, Higher Secondary and Intermediate/Pre-University Examinations conducted by the various Boards in the Country for Secondary, Higher Secondary and Pre-University Education. The data on examination results would be useful in order to estimate the availability of manpower, its proper planning and for assessing the demand for higher education in the country as well as for catering to the needs of different organizations, educational planners and research scholars.

I take this opportunity to place on record the co-operation received from the offices of State and Central Boards of Secondary, Higher Secondary and Intermediate/Pre-University Education who have supplied the required data in time for bringing out this publication. I also express my appreciation of the work done by the Project Staff of the Statistics Division in bringing out this publication.

It is our constant endeavour to improve the coverage in this publication as well as its presentation based on the feedback from its users. Further suggestions, if any, for improving the publication are always welcome and may be sent to Shri S.S. Shokeen, Joint Director (Plg.) in this Department.

**(C. BALAKRISHNAN)**  
Joint Secretary  
Government of India  
Ministry of Human Resource Development  
Department of Sec. & Hr. Education  
NEW DELHI

New Delhi  
Dated 31<sup>st</sup> January, 2003

# CONTENTS

		Page No.
Introduction		i - xvii
Graphs		xviii - xxvi
<b>Statistics of Examination Results of Boards</b>		
<b>Section 1 Result of High School Examinations 1999</b>		
<b>Tables:</b>		
1	High School Examination 1999 (Annuals)	1
2	High School Examination - 1999 (Supplementary)	2
3	High School Examination- 1999 (Annual and Supplementary)	3
4	High School Examination 1999 Annuals ( Regular & Private)	4
5	High School Examination - 1999 (Supplementary) (Regular & Private)	5
6	High School Examination- 1999 (Annual and Supplementary)(Regular & Private)	6
7	High School Examination 1999 (Annual and Supplementary) (Division wise)	7
8	High School Examination 1999 Annual (Scheduled Caste)	8
9	High School Examination - 1999 Supplementary (Scheduled Caste)	9
10	High School Examination- 1999 Annual and Supplementary (Scheduled Caste)	10
11	High School Examination 1999 Annuals ( Regular & Private)(Scheduled Caste)	11
12	High School Examination - 1999 (Supplementary) (Regular & Private)(Scheduled Caste)	12
13	High School Examination- 1999 (Annual and Supplementary)(Regular & Private) (Scheduled Caste)	13
14	High School Examination 1999 Annual (Scheduled Tribes)	14
15	High School Examination - 1999 Supplementary (Scheduled Tribes)	15
16	High School Examination- 1999 Annual and Supplementary (Scheduled Tribes)	16
17	High School Examination 1999 Annuals ( Regular & Private)(Scheduled Tribes)	17
18	High School Examination - 1999 (Supplementary) (Regular & Private)(Scheduled Tribes)	18
19	High School Examination- 1999 (Annual and Supplementary)(Regular & Private) (Scheduled Tribes)	19

## Section 2: Result of High School Examinations 2000

**Tables:**

1	High School Examination 2000 (Annuals)	20
2	High School Examination - 2000 (Supplementary)	21
3	High School Examination- 2000 (Annual and Supplementary)	22
4	High School Examination 2000 Annuals ( Regular & Private)	23
5	High School Examination - 2000 (Supplementary) (Regular & Private)	24
6	High School Examination- 2000 (Annual and Supplementary)(Regular & Private)	25
7	High School Examination 2000 (Annual and Supplementary) (Division wise)	26
8	High School Examination 2000 Annual (Scheduled Caste)	27
9	High School Examination - 2000 Supplementary (Scheduled Caste)	28
10	High School Examination- 2000 Annual and Supplementary (Scheduled Caste)	29
11	High School Examination 2000 Annuals ( Regular & Private)(Scheduled Caste)	30
12	High School Examination - 2000 (Supplementary) (Regular & Private)(Scheduled Caste)	31
13	High School Examination- 2000 (Annual and Supplementary)(Regular & Private) (Scheduled Caste)	32
14	High School Examination 2000 Annual (Scheduled Tribes)	33
15	High School Examination - 2000 Supplementary (Scheduled Tribes)	34
16	High School Examination- 2000 Annual and Supplementary (Scheduled Tribes)	35
17	High School Examination 2000 Annuals ( Regular & Private)(Scheduled Tribes)	36
18	High School Examination -2000 (Supplementary) (Regular & Private) (Scheduled Tribes)	37
19	High School Examination- 2000 (Annual and Supplementary)(Regular & Private) (Scheduled Tribes)	38

### Section 3: Result of Higher Secondary/ Pre University Examinations 1999

Tables:		
1	Higher Secondary Examination - 1999 (Annual)	39
2	Higher Secondary Examination - 1999 (Supplementary)	40
3	Higher Secondary Examination - 1999 (Annual and Supplementary)	41
4	Higher Secondary Examination - 1999 Annual (Regular & Private)	42
5	Higher Secondary Examination - 1999 Supplementary (Regular & Private)	43
6	Higher Secondary Examination - 1999 Annual & Supplementary (Regular & Private)	44
7	Higher Secondary Examination - 1999 (Annual and Supplementary) (Division-wise)	45
8	Higher Secondary Examination - 1999 Annual ( Scheduled Caste)	46
9	Higher Secondary Examination - 1999 (Supplementary) ( Scheduled Caste)	47
10	Higher Secondary Examination - 1999 (Annual and Supplementary) ( Scheduled Caste)	48
11	Higher Secondary Examination - 1999 Annual (Regular & Private) ( Scheduled Caste)	49
12	Higher Secondary Examination - 1999 Supplementary (Regular & Private) ( Scheduled Caste)	50
13	Higher Secondary Examination - 1999 Annual & Supplementary (Regular & Private) ( Scheduled Caste)	51
14	Higher Secondary Examination - 1999 Annual ( Scheduled Tribes)	52
15	Higher Secondary Examination - 1999 (Supplementary) ( Scheduled Tribes)	53
16	Higher Secondary Examination - 1999 (Annual and Supplementary) ( Scheduled Tribes)	54
17	Higher Secondary Examination - 1999 Annual (Regular & Private) ( Scheduled Tribes)	55
18	Higher Secondary Examination - 1999 Supplementary (Regular & Private) ( Scheduled Tribes)	56
19	Higher Secondary Examination - 1999 Annual & Supplementary (Regular & Private) ( Scheduled Tribes)	57
20	Intermediate/Pre-University Examination - 1999 (Annual), (Supplementary), (Annual and Supplementary)	58
21	Intermediate/Pre-University Examination - 1999 Annual, (Supplementary), (Annual and Supplementary) (Regular and Private)	59
22	Intermediate/Pre-University Examination - 1999 (Annual and Supplementary) (Division wise)	60
23	Intermediate/Pre-University Examination - 1999 Annual, (Supplementary), (Annual and Supplementary) (Scheduled Caste)	61
24	Intermediate/Pre-University Examination - 1999 Annual, (Supplementary), (Annual and Supplementary) Regular and Private (Scheduled Caste)	62
25	Intermediate/Pre-University Examination - 1999 Annual, (Supplementary), (Annual and Supplementary) (Scheduled Tribes)	63
26	Intermediate/Pre-University Examination - 1999 Annual, (Supplementary), (Annual and Supplementary) Regular and Private (Scheduled Tribes)	64

### Section 4: Result of Higher Secondary/ Pre University Examinations 2000

**Tables:**

1	Higher Secondary Examination - 2000 (Annual)	65
2	Higher Secondary Examination - 2000 (Supplementary)	66
3	Higher Secondary Examination - 2000 (Annual and Supplementary)	67
4	Higher Secondary Examination - 2000 Annual (Regular & Private)	68
5	Higher Secondary Examination - 2000 Supplementary (Regular & Private)	69
6	Higher Secondary Examination - 2000 Annual & Supplementary (Regular & Private)	70
7	Higher Secondary Examination - 2000 (Annual and Supplementary) (Division-wise)	71
8	Higher Secondary Examination - 2000 Annual ( Scheduled Caste)	72
9	Higher Secondary Examination - 2000 (Supplementary) ( Scheduled Caste)	73
10	Higher Secondary Examination - 2000 (Annual and Supplementary) ( Scheduled Caste)	74
11	Higher Secondary Examination - 2000 Annual (Regular & Private) ( Scheduled Caste)	75
12	Higher Secondary Examination - 2000 Supplementary (Regular & Private) ( Scheduled Caste)	76
13	Higher Secondary Examination - 2000 Annual & Supplementary (Regular & Private) ( Scheduled Caste)	77
14	Higher Secondary Examination - 2000 Annual ( Scheduled Tribes)	78
15	Higher Secondary Examination - 2000 (Supplementary) ( Scheduled Tribes)	79
16	Higher Secondary Examination - 2000 (Annual and Supplementary) ( Scheduled Tribes)	80
17	Higher Secondary Examination - 2000 Annual (Regular & Private) ( Scheduled Tribes)	81
18	Higher Secondary Examination - 2000 Supplementary (Regular & Private) ( Scheduled Tribes)	82
19	Higher Secondary Examination - 2000 Annual & Supplementary (Regular & Private) ( Scheduled Tribes)	83
20	Intermediate/Pre-University Examination - 2000 (Annual), (Supplementary), (Annual and Supplementary)	84
21	Intermediate/Pre-University Examination - 2000 (Annual), (Supplementary), (Annual and Supplementary) (Regular and Private)	85
22	Intermediate/Pre-University Examination - 2000 (Annual and Supplementary) (Division wise)	86
23	Intermediate/Pre-University Examination - 2000 (Annual), (Supplementary), (Annual and Supplementary) (Scheduled Caste)	87
24	Intermediate/Pre-University Examination - 2000 (Annual), (Supplementary), (Annual and Supplementary) Regular and Private (Scheduled Caste)	88
25	Intermediate/Pre-University Examination - 2000 (Annual), (Supplementary), (Annual and Supplementary) (Scheduled Tribes)	89
26	Intermediate/Pre-University Examination - 2000 (Annual), (Supplementary), (Annual and Supplementary) Regular and Private (Scheduled Tribes)	90



# INTRODUCTION

This publication is the 14<sup>th</sup> in the series containing statistics of examination results conducted by the various Boards in the country for Secondary, Higher Secondary and Intermediate/Pre-University Education, during the years 1999 and 2000. The previous issue contained similar data on examination results conducted during 1997 and 1998.

2. Education comprises all deliberate, systematic, organized and sustained forms of communication designed to promote and bring about learning. Techniques of evaluation are means of certifying and grading evidence about the students' development in education/learning. The prevalent method of evaluation concerns mainly recall of information, which stresses upon cramming and rote memorisation. It further lays more emphasis on scholastic aspects totally ignoring non-scholastic aspects. Other methods include observation techniques, oral tests, practical examinations, multiple-choice questions etc. Evaluation, however, is a continuous process and an integral part of the total system of education duly related to educational objectives. Several committees and commissions have discussed the adverse effects of the existing system of evaluation. The Secondary Education Commission after reviewing the ill effects of the existing system, recommended a new approach to school evaluation and has made a number of concrete proposals for improvement of external examinations and internal assessment. As a result of this, the Union Government in 1958 established a central examination unit of trained evaluators. Following this, similar units were set up in the States with the State Councils of Educational Research and Training (SCERTs). The National Policy on Education, 1986 states that the major goal of examination reforms should be to improve the reliability and validity of examinations and to make evaluation a continuous process aimed at helping the student to improve his level of achievement rather than at certifying the quality of his performance at a given moment of time. The NPE 1986 as amended stipulates that examinations should be employed to bring about qualitative improvements in education.

3. At the secondary and higher secondary stages of education, the results of which have been presented in this volume, the present evaluation is carried out usually by means of both written examinations and internal assessments. Various Boards have started implementing improvements in the examination system. For instance, some Boards like CBSE/ICSE have introduced a system of gradation instead of divisions.

4. In Andhra Pradesh, Assam, Bihar, Karnataka, Manipur, Orissa, and West Bengal, there are two Boards for conducting Secondary and Higher Secondary examinations or Intermediate/Pre-University examinations. In Kerala, along with the 10+2 system of education, beginning 1990-91, the Pre-University/Intermediate Examinations are still conducted by the Universities in that State and classes are held in colleges. Therefore, Intermediate/Pre-University Education is also a part of University Education in Kerala. Among all the Boards in the country, the Madhyamik Shiksha Parishad, U.P. is the largest board as far as number of candidates appearing every year is concerned. This Board conducts both High School and Intermediate examinations. The second largest board is the Maharashtra State Board of Secondary and Higher Secondary Education followed by the Madhya Pradesh Board of Secondary Education. The smallest board in the country is the Mizoram Board of School Education followed by that of Nagaland.

5. All the States/UTs who have introduced 10+2 pattern conduct separate examinations for class X and class XII through their respective boards. Some States have been conducting Intermediate or Pre-University Examinations, which are equivalent to this new pattern of education. Karnataka has a separate Board for conducting Pre-University examinations, while as mentioned above, Kerala has both the systems. They have 10+2 system as part of school education as also pre-university education as part of college and higher education.

6. Various tables contained in this publication give the sex-wise detailed information in respect of number of candidates who appeared and passed along with the pass percentage. The break-up of candidates who appeared and passed as regular and private students from various boards has also been given. Information on Scheduled Castes and Scheduled Tribe candidates who appeared and passed in these examinations has also been given in this publication separately wherever available. However, these details have not been provided in respect of quite a few school boards.

## Section-1

### Secondary/ High School Examination – 1999

1. During the year 1999, as many as 111.58 lakh students appeared in the Annual Secondary/High School Examination out of which 55.17 lakh students passed, i.e. the pass percentage was 49.45. About 16.52 lakh students appeared in the Supplementary Examination of Secondary/High School and 5.42 lakh students passed i.e. the pass percentage was 32.83. The overall pass percentage of Secondary examination during 1999 (Annual and Supplementary) was thus 54.31.

2. Table-1 shows the results of the Secondary/High School (Annual) Examination of various Boards in 1999. Among all the Boards, the pass percentage was the highest viz. 91.1 (90.5% for boys and 91.9% for girls) in case of the Council for ISCE, followed by Haryana, 71.2, (69.8% for Boys and 73.7% for girls), Nagaland 67.5 (68.8% for boys and 65.9 for girls) and Tamil Nadu 67.1 (62.8% for boys and 71.9 for girls), and the lowest in the case of J&K 25.31 (23.2% Boys and 28.5% Girls) followed by NOS 28.0 and Assam 29.9. In the Secondary examination, the female participation was highest in case of Meghalaya (1.04: 1) followed by Kerala (1.02: 1), Manipur (0.98: 1), Assam (0.92: 1) and Goa (0.92: 1). The female participation was lowest in case of Rajasthan and U.P. (0.37: 1) followed by Bihar (0.43: 1) and Punjab (0.46: 1). The pass percentage of girls was higher than that for boys in 14 Boards. Pass percentage for girls was highest in the case of the Council for ISCE (91.85%) followed by Haryana (73.68%) with the lowest in Assam (11.75%). Among all the Boards, the UP Board is the largest in which as many as 21.78 lakh candidates appeared followed by the Maharashtra Board with 14.11 lakh candidates and the Andhra Pradesh Board in which 8.69 lakh candidates appeared in 1999. The Nagaland Board of Sec. & Hr. Sec. Education had the smallest number of candidates who appeared (12165). The Mizoram Board of Secondary Education did not conduct the Secondary Examination during the year.

3. Table-2 shows the results of Supplementary High School Examination conducted by the various Boards. Here the pass percentage varies from 17.81 in Maharashtra to 62.13 in Haryana. The national average of candidates who passed was 32.83% (31.17% for boys and 36.02% for girls). The pass percentage of girls was more than that for boys in 12 Boards. The pass percentage for girls was highest in Haryana (67.61%) followed by West Bengal (63.80%) with the lowest in Maharashtra (19.70%).

4. Table-3 shows the results of Secondary/High School (Annual and Supplementary) Examination of the various Boards. Supplementary

Examination improved the overall pass percentage at National level to 54.31 over the pass percentage of 49.45 in Annual Examination. The maximum improvement in pass percentage was made by NOS in the year i.e. from 28.0 in Annual to 45.51. The pass percentage of girls remained higher than that for boys at the National level in Annual, Supplementary and combined (Annual & Supplementary) examinations.

### **Regular and Private Students**

5. In the Annual examination 87.72 lakh regular and 23.87 lakh private students appeared in the Secondary Examination during the year 1999, out of whom 47.04 lakh regular and 8.13 lakh private students passed. The pass percentages of regular and private candidates were 53.63 and 34.08 respectively. 7.7 lakh regular and 8.82 lakh private students reappeared in Supplementary Examination of Secondary/High School. The pass percentage of regular students was 29.71 and for private students it was 35.55. The overall pass percentage of students in the Secondary Examination during 1999 (Annual and Supplementary) was 56.24 for regular and 47.22 for private students.
6. Table-4 shows break-up of candidates who appeared and passed as regular and private candidates in the Annual examination conducted by different Boards. The Boards of Tamil Nadu and Council of ISCE have not supplied details of candidates who appeared on regular/private basis. Table- 5 gives the break-up of regular and private candidates who appeared and passed in the Supplementary High School Examination. Table- 6 gives break-up of regular and private candidates who appeared and passed in Annual & Supplementary High School Examination.
7. Table-7 gives division-wise break-up of the candidates who passed. Division-wise break-up is not available in respect of 6 Boards. There is no provision of indicating the division to the passed candidates in Tamil Nadu Board, CBSE, Council for ISCE and NOS.

### **Scheduled Caste students**

8. Out of 14.19 lakh Scheduled Caste students who appeared in the Annual Secondary/High School Examination, 5.29 lakh students passed i.e the pass percentage of SC students was 37.30. About 1.71 lakh SC students reappeared in the Supplementary Examination of Secondary/High School with the pass percentage at 29.20. The overall pass percentage of SC students of Secondary Examination during 1999 (Annual and Supplementary) was thus 40.84.
9. Table-10 shows the results of the Secondary/High School of SC students (Annual and Supplementary) Examination of various Boards in 1999. Among all the Boards, the pass percentage was the highest viz. 91.03 (92.93% for boys and 87.72% for girls) in the case of Nagaland followed by Council

for ISCE 85.26, (85.9% for Boys and 84.2% for girls) with the lowest in case of UP 27.66, (19.9% Boys and 57.9% Girls) followed by West Bengal 33.9, and Tripura 35.1. The pass percentage of SC girls remained higher than that for SC boys at the National level in the Annual, Supplementary and combined (Annual & Supplementary) examination

10. Table-11, 12 and 13 shows the break up of SC students who appeared and passed as regular/ private candidates in the Annual, Supplementary and the combined (Annual & Supplementary) Secondary/High School Examination of various Boards in 1999.

### **Scheduled Tribe students**

11. Out of 5.07 lakh Scheduled Tribe students who appeared in the Annual Secondary/High School Examination, 1.95 lakh students passed i.e the pass percentage of ST students was 38.41. 0.67 lakh ST students reappeared in Supplementary Examination of Secondary/High School with the pass percentage at 35.78. The overall pass percentage of ST students of Secondary Examination during 1999 (Annual and Supplementary) was thus 40.54.

12. Table-16 shows the results of the Secondary/High School of ST students (Annual and Supplementary) Examinations of the various Boards in 1999. Among all the Boards, the pass percentage of ST students was highest viz. 90.00 (85.34% for boys and 96.43% for girls) in case of Goa followed by Council for ISCE 83.12, (84.2% for Boys and 81.6% for girls) with the lowest in case of Tripura 12.93 (13.6% Boys and 11.8% Girls) followed by U.P 33.3 and Meghalaya 34.5. The pass percentage of ST girls remained higher than that for ST boys at the National level in the Annual, Supplementary and combined (Annual & Supplementary) Examination.

13. Table-17, 18 and 19 shows the break up of the ST students who appeared and passed as regular/ private candidates in the Annual, Supplementary and in combined (Annual & Supplementary) Examinations.

## Section-2

### Secondary/ High School Examination – 2000

1. During the year 2000, as many as 118.41 lakh students appeared in the Annual Secondary/High School Examination out of which 55.26 lakh students passed, i.e. the pass percentage was 46.67. About 16.36 lakh students appeared in the supplementary Examination of Secondary/High School and 5.62 lakh students passed i.e. the pass percentage was 34.34. The overall pass percentage of Secondary Examination during 2000 (Annual and Supplementary) was thus 51.42.

2. Table-1 shows the results of the Secondary/High School (Annual) Examination of various Boards in 2000. Among all the Boards, the pass percentage was the highest viz. 94.98 (94.4 for boys and 95.7 for girls) in case of the Council for ISCE, followed by Goa 66.5 (66.8 for Boys and 66.3 for girls), CBSE 65.37, (65.8 for Boys and 65.1 for girls) and West Bengal 63.27 (65.2 for boys and 60.6 for girls). The lowest in case of J&K 21.76% (23.6% for Boys and 17.0% for Girls) followed by U.P. 30.36%, and M.P. 31.12%. In the Secondary Examination, the female participation was highest in case of Meghalaya, M.P. (1.06: 1) followed by Mizoram (1.03: 1), Manipur (1.02: 1), Goa (0.96: 1) and Tamil Nadu (0.94: 1). The female participation was lowest in case of U.P. (0.35: 1) followed by Rajasthan (0.37: 1) and J& K (0.38: 1). The pass percentage of girls was higher than that for boys in 12 Boards. The pass percentage for girls was highest in the case of the Council for ISCE (95.73%) followed by Himachal Pradesh (68.96%) with the lowest in Haryana (13.67%). The highest number of candidates appeared in UP Board (21.78 lakh) followed by Maharashtra Board with 14.15 lakh candidates and M.P. Board of Secondary Education with 10.07 lakh candidates appeared in 2000. The Mizoram Board of Secondary Education had the smallest number of candidates who appeared (12134) followed by Nagaland Board of Sec. & Hr. Sec (12160).

3. Table-2 shows the results of Supplementary High School Examination conducted by the various Boards. Here the pass percentage varies from 13.61 in Maharashtra to 71.68 in M.P.. The national average of candidates who passed was 34.34% (32.78% for boys and 37.13% for girls). The pass percentage of girls was more than that for boys in 12 Boards. The pass percentage for girls was highest in Himachal Pradesh (79.17%) followed by M.P. (73.38%), Bihar (72.32%) with the lowest in Maharashtra (15.10%).

4. Table-3 shows the results of Secondary/High School (Annual and Supplementary) Examination of the various Boards. Supplementary Examination improved the overall pass percentage at National level to 51.42 over the pass percentage of 46.67 in Annual Examination. Karnataka Board made the maximum improvement in pass percentage during the year i.e. from 61.78 in Annual to 80.34. The pass percentage of girls remained higher than that for boys at the National level in Annual, Supplementary and combined (Annual & Supplementary) Examinations.

## **Regular and Private Students**

5. In the Annual Examination 92.96 lakh regular and 25.44 lakh private students appeared in the Secondary Examination during the year 2000, out of whom 46.22 lakh regular and 9.02 lakh private students passed. The pass percentages of regular and private candidates were 49.72 and 35.47 respectively. 8.64 lakh regular and 7.73 lakh private students reappeared in Supplementary Examination Secondary/High School. The pass percentage of regular students was 37.41 and for private students it was 30.92. The overall pass percentage of students in the Secondary Examination during 2000 (Annual and Supplementary) was 53.20 for regular and 44.87 for private students.

6. Table-4 shows break-up of candidates who appeared and passed as regular and private candidates in the Annual Examination conducted by different Boards. The Boards of Tamil Nadu and Council of ISCE have not supplied details of candidates who appeared on regular/private basis. Table- 5 gives the break-up of regular and private candidates who appeared and passed in the Supplementary High School Examination. Table- 6 gives break-up of regular and private candidates who appeared and passed in Annual & Supplementary High School Examination.

7. Table-7 gives division-wise break-up of the candidates who passed. Division-wise break-up is not available in respect of 6 Boards. There is no provision of indicating the division to the passed candidates in Tamil Nadu Board, CBSE, Council for ISCE and NOS.

## **Scheduled Caste students**

8. Out of 16.41 lakh Scheduled Caste students who appeared in the Annual Secondary/High School Examination, 5.24 lakh students passed i.e. the pass percentage of SC students was 31.96. About 0.99 lakh SC students reappeared in Supplementary examination of Secondary/High School with the pass percentage at 31.90. The overall pass percentage of SC students of Secondary Examination during 2000 (Annual and Supplementary) was thus 33.87.

9. Table-10 shows the results of the Secondary/High School of SC students (Annual and Supplementary) Examination of various Boards during 2000. Among all the Boards, the pass percentage was the highest viz. 89.55 (88.21% for boys and 92.03% for girls) in the case of Council for ISCE followed by Nagaland 68.49, (78.8% for Boys and 54.1% for girls) with the lowest in case of UP 23.35 (18.6% Boys and 41.8% Girls) followed by Mizoram 24.25 and NOS 24.72.

10. Table-11, 12 and 13 shows the break up of SC students who appeared and passed as regular/private candidates in the Annual, Supplementary and the

combined (Annual and Supplementary) Secondary/High School Examinations of various Boards in 2000.

### **Scheduled Tribe students**

11. Out of 4.89 lakh Scheduled Tribe students who appeared in the Annual Secondary/High School Examination, 1.76 lakh students passed i.e. the pass percentage of ST students was 35.90. 0.51 lakh ST students reappeared in Supplementary Examination of Secondary/High School with pass percentage at 38.95. The overall pass percentage of ST students of Secondary Examination during 2000 (Annual and Supplementary) was thus 39.93.

12. Table-16 shows the results of the Secondary/High School of ST students (Annual and supplementary) Examinations of the various Boards in 2000. Among all the Boards, the pass percentage of ST students was highest viz. 88.60 (87.89 for boys and 89.49 for girls) in case of Council for ISCE followed by Manipur 61.38 (64.0 for Boys and 58.6 for girls) and CBSE 60.69, (63.0 for Boys and 57.0 for girls) with the lowest in case of Tripura 24.02 (27.0 Boys and 18.9 Girls) followed by Meghalaya Board 27.5 and Assam Board 28.4. The pass percentage of ST girls remained higher than that for ST boys at the National level in the Annual, Supplementary and Combined (Annual & Supplementary) Examinations.

13. Table-17, 18 and 19 shows the break up of the ST students who appeared and passed as regular/ private candidates in the Annual, Supplementary and in combined (Annual & Supplementary) Examination.

### **Analysis of Secondary/High School Examination Results**

14. A comparison of the position of Secondary/High School Examination results during the span of last 20 years at all India level reveals that the number of students who appeared in the Secondary/High School Examination has increased from 41.00 lakh in 1981 to 118.41 lakh in the year 2000 showing an annual average growth rate of 8.43%. The lowest pass percentage was 47.29 in 1986, while the highest was 56.80 in 1991. The pass percentage of girls over the last 20 years remained higher than boys. The highest pass percentage has been observed in 1991, both for boys and girls i.e. 53.17 for boys and 58.71 for girls. In the Secondary Examination, the female participation is showing a gradual increasing trend and was highest in 2000 i.e. 61 girls for 100 boys. The annual average growth rate in female participation is 11.96% compared to that of male participation 6.89%, which shows that female participation is increasing at a higher pace than male participation. The number of students' who appeared/passed and pass percentage in High School (Annual & Supplementary) Examination in different boards during the last 20 years viz. 1981 to 2000 is as follows:



**YEAR WISE EXAMINATION RESULTS OF BOARDS - HIGH SCHOOL EXAMINATION**

**(Annual & Supplementary)**

S.No.	Year	Number of Students						Pass %age		
		Appeared			Passed			BOYS	GIRLS	Total
		BOYS	GIRLS	Total *	BOYS	GIRLS	Total *			
1	2	3	4	5	6	7	8	9	10	11
1	1981	2676282	1079410	4100075	1323120	622117	2157855	49.44	57.63	52.63
2	1982	3174947	1377673	4552620	1615565	760653	2420194	50.88	55.21	53.16
3	1983	3422502	1415322	4837824	1661270	777434	2477733	48.54	54.93	51.22
4	1984	3482446	1433362	5196223	1672607	785018	2615349	48.03	54.77	50.33
5	1985	4075343	1676088	5771733	1950846	928830	2934233	47.87	55.42	50.84
6	1986	3578505	1562850	5698052	1549518	786554	2694689	43.30	50.33	47.29
7	1987	4715931	1958802	7128380	2215297	1055644	3464966	46.97	53.89	48.61
8	1988	4770072	1845036	7036793	2150287	948093	3374097	45.08	51.39	47.95
9	1989	5493065	2237799	7730864	2554235	1210324	3764559	46.50	54.09	48.70
10	1990	5925356	2353549	8427367	2800447	1361528	4211131	47.26	57.85	49.97
11	1991	6160876	2626153	8787029	3275754	1541820	4990902	53.17	58.71	56.80
12	1992	5768147	2737328	8933942	2272356	1400781	4317525	39.39	51.17	48.33
13	1993	5783907	2816996	9014130	2661975	1615581	4516857	46.02	57.35	50.11
14	1994	5640858	2673930	9190405	2697632	1503332	4787484	47.82	56.22	52.09
15	1995	6033679	3137919	9542760	2984893	1788854	5159488	49.47	57.01	54.07
16	1996	5839617	3184889	9413879	2538756	1633250	4564826	43.47	51.28	48.49
17	1997	6446376	3585512	10031888	3017401	2012422	5185224	46.81	56.13	51.69
18	1998	6014525	3345924	10010205	2640342	1890106	4897250	43.90	56.49	48.92
19	1999	7074639	4084094	11158733	3582254	2477847	6060101	50.64	60.67	54.31
20	2000	7332169	4508487	11840656	3663848	2424115	6087963	49.97	53.77	51.42

\* Total will not tally as in certain cases break up, not available.

### Section-3

## Higher Secondary/Intermediate/Pre-University level Examinations-1999

### (a) Higher Secondary Examinations-1999

1. During the year 1999, as many as 39.02 lakh students appeared in the Annual Higher Secondary Examination out of which 22.41 lakh students passed i.e. the pass percentage was 57.43. About 2.54 lakh students appeared in the Supplementary Examination of Higher Secondary and 1.09 lakh students passed i.e. the percentage was 42.80. The overall pass percentage of Higher Secondary Examination during 1999 (Annual and Supplementary) was thus 60.21.
2. Table-1 shows the results of the Higher Secondary (Annual) Examination of various Boards in 1999. Among all the Boards, the pass percentage was the highest viz. 94.11 (92.7% for boys and 96.1% for girls) in case of the Council for ISCE, followed by Bihar 85.96, (84.6% for Boys and 90.1% for girls), Nagaland, 77.55 (73.3% for boys and 83.9% for girls) and CBSE 73.18 (69.1% for boys and 78.6% for girls) and the lowest in the case of J&K 21.59 (19.8% Boys and 24.3%Girls) followed by NOS 23.51 and Himachal Pradesh 31.12.
3. In the Higher Secondary Examination, the female participation was highest in the case of Kerala (1.23: 1) followed by Goa (1.03: 1), Tamil Nadu (1.01: 1) and Meghalaya (0.82: 1). The female participation was lowest in case of Manipur (0.21: 1) followed by Bihar (0.33: 1) and Rajasthan (0.35: 1). The pass percentage of girls was higher than that for boys in 19 Boards. Pass percentage for girls was highest in the case of the Council for ISCE (96.13) followed by Bihar Intermediate Council (90.09) with the lowest in NOS (23.78).
4. The highest number of candidates appeared in Maharashtra Board (7.14 lakh) followed by Tamil Nadu with 3.99 lakh candidates and West Bengal with 3.42 lakh candidates appeared in 1999. The Nagaland Board had the smallest number of candidates who appeared (695) followed by the Mizoram Board. (2875).
5. Table-2 shows the results of Supplementary Higher Secondary Examination conducted by the various Boards. Here the pass percentage varies from 16.92 in Maharashtra to 83.8 in Mizoram. The national average of candidates who passed was 42.80% (38.13% for boys and 53.09% for girls). The pass percentage of girls was more than that for boys in all the boards. The pass percentage for girls was highest in Punjab (98.6%) followed by Mizoram (84.9%) with the lowest in Maharashtra (19.9%).
6. Table-3 shows the results of Secondary/High School (Annual and Supplementary) Examination of the various Boards. Supplementary Examination

improved the overall pass percentage at National level to 60.21 over the pass percentage of 57.43 in Annual Examination. Himachal Pradesh made the maximum improvement in pass percentage in the year i.e. from 31.12 in Annual to 46.22.

### **Regular and Private Students**

7. In the Annual Examination, 28.71 lakh regular and 10.31 lakh private students appeared in the Higher Secondary Examination during the year 1999, out of whom 17.91 lakh regular and 4.50 lakh private students passed. The pass percentages of regular and private candidates were 62.40 and 43.67 respectively. 1.51 lakh regular and 1.03 lakh private students reappeared in Supplementary Examination of Higher Secondary. The pass percentage of regular students was 32.22 and for private students it was 58.36. The overall pass percentage of students in the Higher Secondary Examination during 1999 (Annual and Supplementary) was 64.09 for regular and 49.49 for private students.

8. Table-4 shows break-up of candidates who appeared and passed as regular and private candidates in the Annual Examination conducted by different Boards. Table- 5 gives the break-up of regular and private candidates who appeared and passed in the Supplementary Higher Secondary Examination. Table- 6 gives break-up of regular and private candidates who appeared and passed in the Annual & Supplementary Higher Secondary Examination.

9. Table-7 gives division-wise break-up of the candidates who passed. Division-wise break-up is not available in respect of 5 Boards. There is no provision of indicating the division to the passed candidates in Tamil Nadu Board, CBSE, Council for ISCE and NOS.

### **Scheduled Caste students**

10. Out of 4.12 lakh Scheduled Caste students who appeared in the Annual Higher Secondary Examination, 1.79 lakh students passed i.e. the pass percentage of SC students was 43.46. About 0.22 lakh SC students reappeared in the Supplementary Examination of Higher Secondary with the pass percentage at 54.27. The overall pass percentage of SC students of Higher Secondary Examination during 1999 (Annual and Supplementary) was thus 46.34. Table-10 shows the results of the Higher Secondary Examination (Annual and Supplementary) of SC students of the various Boards in 1999. Among all the Boards, the pass percentage was the highest viz. 98.39 (98.65 for boys and 98.00 for girls) in the case of Mizoram followed by Bihar 93.14, (95.5 for Boys and 83.2 for girls) with the lowest in case of Assam 32.52 (29.8 Boys and 36.6 Girls) followed by Orissa Board 32.54 and Maharashtra 40.40. The pass percentage of SC girls remained higher than that for SC boys at the National level in the Annual, Supplementary and combined (Annual & Supplementary) examination.

11. Table-11, 12 and 13 shows the break up of SC students who appeared and passed as regular/ private candidates in the Annual, Supplementary and the

combined (Annual & Supplementary) Higher Secondary Examinations of various Boards in 1999.

### **Scheduled Tribe students**

12. Out of 2.24 lakh Scheduled Tribe students who appeared in the Annual Higher Secondary Examination, 0.83 lakh students passed i.e. the pass percentage of ST students was 36.91. 0.11 lakh ST students reappeared in Supplementary Examination of Higher Secondary with the pass percentage at 64.09. The overall pass percentage of ST students of Higher Secondary Examination (Annual and Supplementary) during 1999 was 40.20. Table-16 shows the results of the Higher Secondary Examination (Annual and Supplementary) of ST students of the various Boards in 1999. Among all the Boards, the pass percentage of ST students was highest viz. 88.22 (87.22 for boys and 89.29 for girls) in the case of Council of ISCE followed by Manipur 86.46, (86.9 for Boys and 80.2 for girls) with the lowest in case of Assam 25.90 (23.7 Boys and 29.1 Girls) followed by Tripura 31.7 and Mizoram 33.7. The pass percentage of ST girls remained higher than that for ST boys at the National level in the Annual, Supplementary and combined (Annual & Supplementary) examination.

13. Table-17, 18 and 19 shows the break up of the ST students who appeared and passed as regular/ private candidates in the Annual, Supplementary and in combined (Annual & Supplementary) Examination.

### **(b) Intermediate/Pre-University level examinations-1999**

14. The following three Boards conducted Intermediate/Pre-University level examinations:

- a) Board of Intermediate Education, Andhra Pradesh,
- b) Board of Pre-University Education, Karnataka,
- c) Madhyamik Shiksha Parishad, Uttar Pradesh.

15. Table 20 shows the data for Intermediate/Pre-University annual examinations of above-mentioned three Boards. These three Boards taken together reported 18.06 lakh (11.97 lakh boys and 6.09 lakh girls) candidates who appeared. Of these, Madhyamik Shiksha Parishad, U.P. alone contributed 58.32%. The combined pass percentage of these Boards was 51.22 (44.7 for boys and 64.0 for girls). The pass percentage of girls was more than that for boys in all the three Boards. Pass percentage for girls was the highest in Madhyamik Shiksha Parishad, Uttar Pradesh. (78.49).

16. Table 22 shows the details of candidates appeared and passed in Intermediate/Pre-University (Supplementary) Examinations. There is no provision for Supplementary Examination in Madhyamik Shiksha Parishad, U.P. Details of Scheduled Caste and Scheduled Tribe candidates who appeared and passed in these examinations have been shown in Tables 27-38 and Table-23-25 gives break-up of candidates who appeared as regular/private candidate in Intermediate/Pre-University examinations in 1999.

## Section-4

### Higher Secondary/Intermediate/Pre-University level Examinations – 2000

#### (a) Higher Secondary Examinations – 2000

1. During the year 2000, as many as 41.42 lakh students appeared in the Annual Higher Secondary Examination out of which 23.62 lakh students passed i.e. the pass percentage was 57.02. About 2.54 lakh students appeared in the Supplementary Examination of Higher Secondary and 1.41 lakh students passed, i.e. the pass percentage was 55.31. The overall pass percentage of Higher Secondary Examination during 2000 (Annual and Supplementary) was thus 60.41.

2. Table-1 shows the results of the Higher Secondary (Annual) Examination of various Boards in 2000. Among all the Boards, the pass percentage was the highest viz. 95.01 (93.8 for boys and 96.7 for girls) in case of the Council for ISCE, followed by Bihar 92.45 (91.9 for Boys and 94.3 for girls), Tamil Nadu 83.03, (78.3 for Boys and 87.7 for girls) and Nagaland 76.50 (70.7 for boys and 83.4 for girls). The lowest in the case of NOS 19.83 (18.1 for Boys and 23.95 for Girls) followed by Mizoram 21.74 and J&K 29.12.

3. In the Higher Secondary Examination, the female participation was highest in case of Kerala (1.23: 1) followed by Goa (1.13: 1), Manipur (1.08: 1) and Tamil Nadu (1.01: 1). The female participation was lowest in case of Punjab (0.29: 1) followed by Bihar (0.32: 1) and Rajasthan (0.37: 1). The pass percentage of girls was higher than that for boys in 18 Boards. Pass percentage for girls was highest in the case of the Council for ISCE (96.13) followed by Bihar (90.09) with the lowest in NOS (23.78). Among all the Boards, the Maharashtra Board is the largest in which as many as 7.76 lakh candidates appeared followed by the Gujarat Board with 5.58 lakhs candidates and the West Bengal Board of Education with 3.56 lakhs candidates appeared in 2000. The Nagaland Board of Secondary and Higher Education had the smallest number of candidates who appeared (983) followed by the Mizoram Board (4379).

4. Table-2 shows the results of Supplementary Higher Secondary Examination conducted by the various Boards. Here the pass percentage varies from 17.85 in Maharashtra to 75.77 in M.P.. The national average of candidates who passed was 55.31% (53.95% for boys and 57.87% for girls). Out of 10 Boards who had conducted the Supplementary Examination the pass percentage of girls was more than that for boys in 4 Boards. The pass percentage for girls was highest in Madhya Pradesh (79.42) followed by Gujarat (71.73), CBSE (70.06) with the lowest in Maharashtra (7.24). Table-3 shows the results of Higher Secondary (Annual and Supplementary) Examination of the various Boards. Supplementary Examination improved the overall pass percentage at National level to 60.41 over the pass percentage of 57.02 in Annual Examination. Haryana Board made the maximum improvement in pass

percentage during the year i.e. from 56.07 in Annual to 74.86 (Annual & Supplementary).

### **Regular and Private Students**

5. In the Annual Examination, 31.46 lakh regular and 9.96 lakh private students appeared in the Higher Secondary Examination during the year 2000, out of whom 20.13 lakh regular and 3.49 lakh private students passed. The pass percentages of regular and private candidates were 63.97 and 35.06 respectively. 1.16 lakh regular and 1.38 lakh private students reappeared in Supplementary Higher Secondary Examination. The pass percentage of regular students was 53.85 and for private students it was 56.52. The overall pass percentage of students in the Higher Secondary Examination during 2000 Annual and Supplementary was 65.95 for regular and 42.92 for private students. Table-4 shows break-up of the candidates who appeared and passed as regular and private candidates in the Annual Examination conducted by different Boards. Table- 5 gives the break-up of regular and private candidates who appeared and passed in the Supplementary Higher Secondary Examination. Table- 6 gives break-up of regular and private candidates who appeared and passed in Annual & Supplementary Higher Secondary Examination.

6. Table-7 gives division-wise break-up of the candidates who passed. Division-wise break-up is not available in respect of 2 Boards. There is no provision of indicating the division to the passed candidates in Tamil Nadu Board, CBSE, Council for ISCE and NOS.

### **Scheduled Caste students**

7. Out of 4.07 lakh Scheduled Caste students who appeared in the Annual Higher Secondary Examination, 2.14 lakh students passed i.e., the pass percentage of SC students was 52.58. About 0.51 lakh SC students reappeared in the Higher Secondary Supplementary Examination with the pass percentage at 33.62. The overall pass percentage of SC students of the Higher Secondary Examination during 2000 (Annual and Supplementary) was thus 56.80. Table-10 shows the results of the Higher Secondary Examination (Annual and Supplementary) of SC students of various Boards during 2000. Among all the Boards, the pass percentage was the highest viz. 93.44 (94.9 for boys and 90.9 for girls) in the case of Mizoram followed by Council for ISCE 87.78, (84.8 for Boys and 93.6 for Girls) with the lowest in case of NOS 15.81 (15.0 Boys and 18.4 Girls) followed by Assam 32.88 and Orissa 33.00.

8. Table-11, 12 and 13 shows the break up of SC students who appeared and passed as regular/ private candidates in the Annual, Supplementary and the combined Annual & Supplementary Higher Secondary Examinations.

## **Scheduled Tribe students**

9. Out of 1.79 lakh Scheduled Tribe students who appeared in the Annual Higher Secondary Examination, 0.89 lakh students passed i.e., the pass percentage of ST students was 49.67. About 0.17 lakh ST students reappeared in Higher Secondary Supplementary Examination with the pass percentage at 36.31. The overall pass percentage of ST students of Higher Secondary Examination during 2000 (Annual and Supplementary) was thus 53.19. Table-16 shows the results of the Higher Secondary Examination (Annual and Supplementary) of ST students of the various Boards in 2000. Among all the Boards, the pass percentage of ST students was highest viz. 90.54 (90.5 for boys and 90.6 for girls) in the case of Council for ISCE followed by Manipur 90.53 (92.1 for boys and 67.7 for girls) and Nagaland 77.02, (71.80 for boys and 82.9 for girls) with the lowest in case of NOS 22.22 (18.5 Boys and 26.3 Girls) followed by Mizoram 28.07 and Tripura 31.67. Table-17, 18 and 19 shows the break up of the ST students who appeared and passed as regular/ private candidates in Annual, Supplementary and in combined (Annual & Supplementary) Higher Secondary Examinations.

### **(b) Intermediate/Pre-University level examinations-2000**

10. 16.05 lakh candidates appeared in the Annual Intermediate/Pre-University Examination conducted by the three Boards in 2000. Of these, the Madhyamik Shiksha Parishad, Uttar Pradesh alone contributed 52.75%. Total number of candidates passed from these three Boards taken together was 8.81 lakh. The pass percentage in Intermediate/Pre-University Examination held in 2000 was 54.87 (48.57 for boys and 65.59 for girls) at all India level. The pass percentage of girls was higher than that for boys in all the Boards. Table 20 gives board-wise number of candidates appeared and passed in Annual Examination. The pass percentage of girls was higher than that for boys in all the three Boards.

11. Table 21 shows the number of candidates appeared and passed in Intermediate/Pre-University (Supplementary) Examinations held in 2000. Break-up of the candidates who appeared and passed as regular and private is given in table 23-25. Division wise break up of the students who passed in the Annual Examination is given in Table- 26 and Tables 27-38 give particulars of candidates appeared and passed in Intermediate/Pre-University Annual, Supplementary and the combined (Annual & Supplementary) Examinations held in 2000 in respect of candidates belonging to Scheduled Castes and Scheduled Tribes.

## **Analysis of Time series on Higher Secondary/Intermediate/Pre-University level Examinations**

12. A comparison of the position of Higher Secondary/Intermediate/Pre-University level examination results during the span of last 20 years at all India level reveals that the number of students who appeared in the Higher Secondary/Intermediate/Pre-University level Examination has increased from 15.17 lakh in 1981 to 57.47 lakh in the year 2000 showing an annual average growth rate of 12.80%. The lowest pass percentage was 50.55 in 1993 while the highest was 59.66 in 1991.

13. The pass percentage of girls over the last 20 years was higher than boys' pass percentage. The pass percentage for boys was highest in 2000 (55.92%) and that of girls in 1998 (69.76%). In the Higher Secondary/Intermediate/Pre-University level Examination, the female participation is on a gradual increasing trend and was highest in 2000 i.e. 60 girls for every hundred boys. The annual average growth rate in female participation has been 20% compared to that of male participation of 10.15%, which shows that female participation is increasing at a higher pace than male participation i.e. reduction of gender disparity. The number of students who appeared/passed and pass percentage in Higher Secondary/Intermediate/Pre-University level (Annual & Supplementary) Examination in different boards during the last 20 years viz. 1981 to 2000 is as follows:

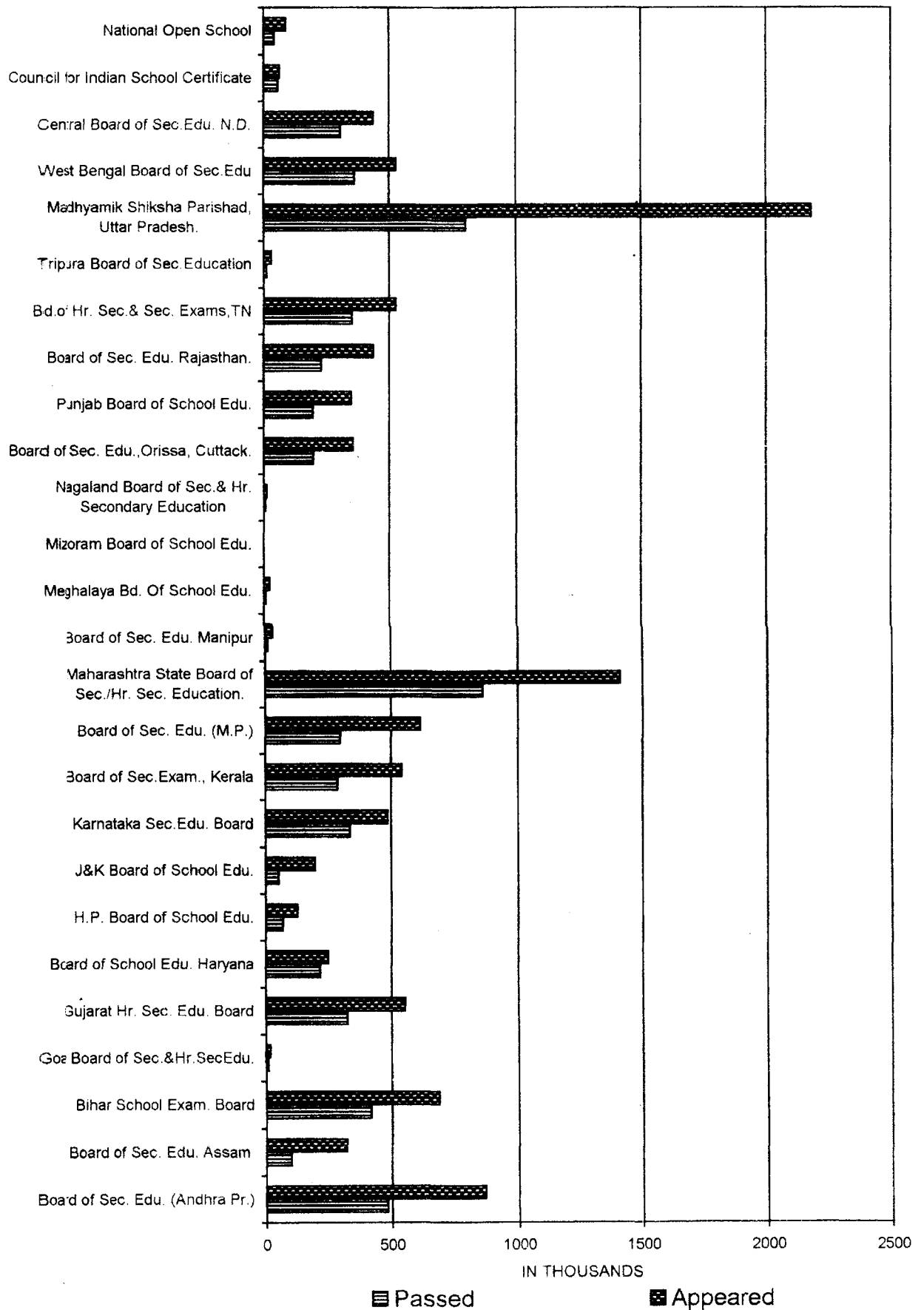


**YEAR WISE EXAMINATION RESULTS OF BOARDS - HIGHER  
SECONDARY/ INTERMEDIATE / PRE- UNIVERSITY EXAMINATION  
Annual & Supplementary**

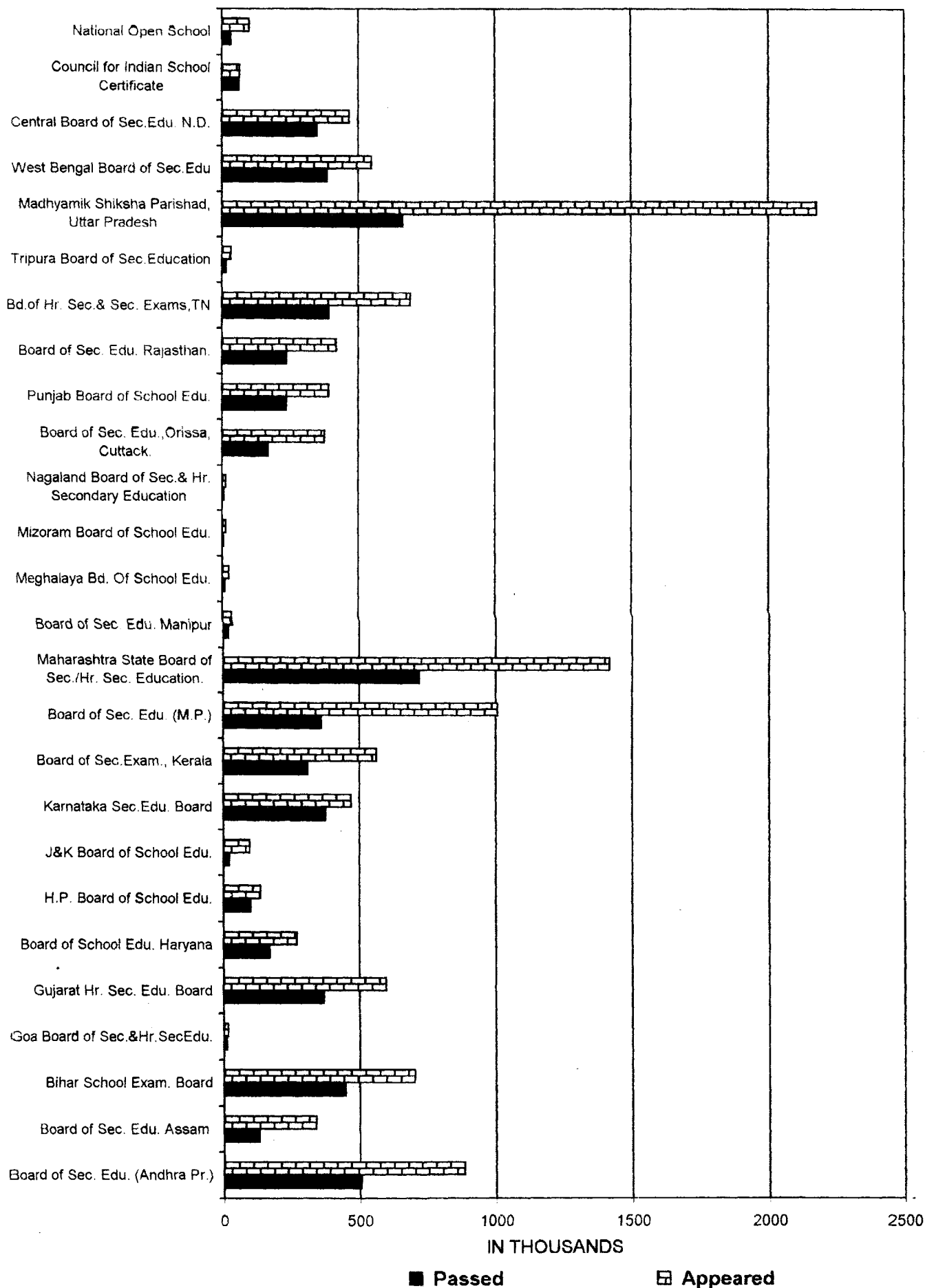
S.No.	Year	Number of Students						Pass %age		
		Appeared			Passed			Boys	Girls	Total
		Boys	Girls	Total *	Boys	Girls	Total *			
1	2	3	4	5	6	7	8	9	10	11
1	1981	1014861	356553	1517388	528475	213967	856776	52.07	60.01	56.46
2	1982	1224200	450252	1674452	653500	290831	965854	53.38	64.59	57.68
3	1983	1485214	551239	2036453	769615	345747	1130518	51.82	62.72	55.51
4	1984	1617797	596011	2213808	781524	362473	1143997	48.31	60.82	51.68
5	1985	1614962	624299	2487919	781470	386968	1294669	48.39	61.98	52.04
6	1986	1764052	657200	2674836	848216	401871	1379941	48.08	61.15	51.59
7	1987	1609394	661973	2829013	853333	431938	1494694	53.02	65.25	52.83
8	1988	1998346	859477	3107242	1037442	525711	1602195	51.92	61.17	51.56
9	1989	2374483	998192	3372675	1253474	624524	1880982	52.79	62.57	55.77
10	1990	2465472	1092014	3557486	1256891	681215	1938106	50.98	62.38	54.48
11	1991	2298572	1018059	3993740	1248140	627111	2382644	54.30	61.60	59.66
12	1992	2480449	1090855	4224580	1028492	612627	2159882	41.46	56.16	51.13
13	1993	2675600	1248265	4760143	1135867	716321	2406233	42.45	57.39	50.55
14	1994	2608878	1253319	4756589	1276887	741592	2642757	48.94	59.17	55.56
15	1995	2943340	1566487	4954525	1499374	967742	2879844	50.94	61.78	58.13
16	1996	3151857	1611619	4831575	1587721	1002499	2624926	50.37	62.20	54.33
17	1997	3471606	1818262	5371717	1743791	1135422	2920453	50.23	62.45	54.37
18	1998	3302884	1719984	5109676	1768382	1199849	2981276	53.54	69.76	58.35
19	1999	3622693	2016792	5708119	1956340	1361412	3317752	54.00	67.50	58.12
20	2000	3584980	2161589	5746569	2004768	1422240	3427008	55.92	65.80	59.64

\* Total may not tally as in certain cases as break up is not available.

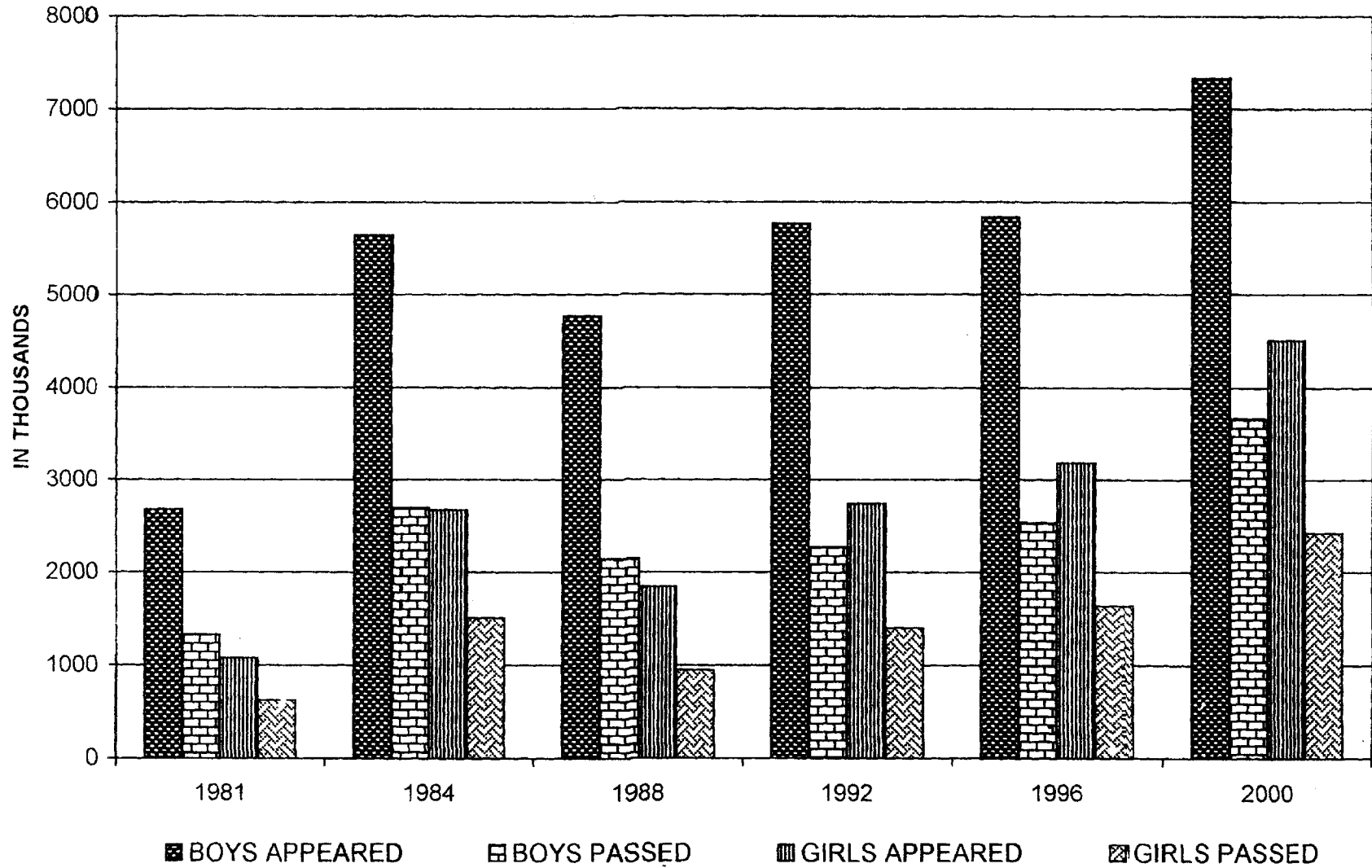
## EXAMINATION RESULTS OF BOARDS - HIGH SCHOOL EXAMINATION - 1999 (ANNUAL & SUPPLEMENTARY)



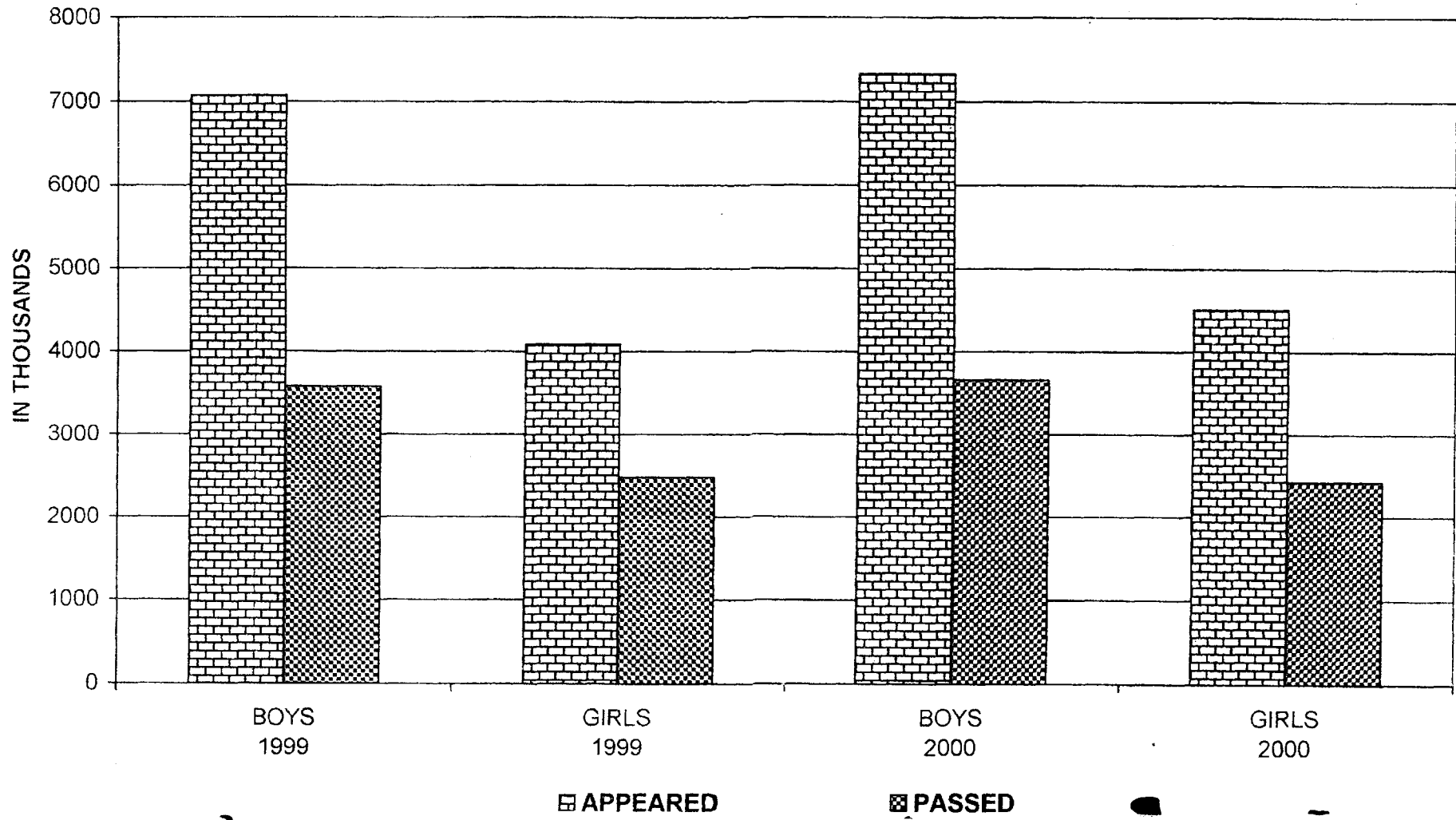
## EXAMINATION RESULTS OF BOARDS - HIGH SCHOOL EXAMINATION - 2000 (ANNUAL & SUPPLEMENTARY)



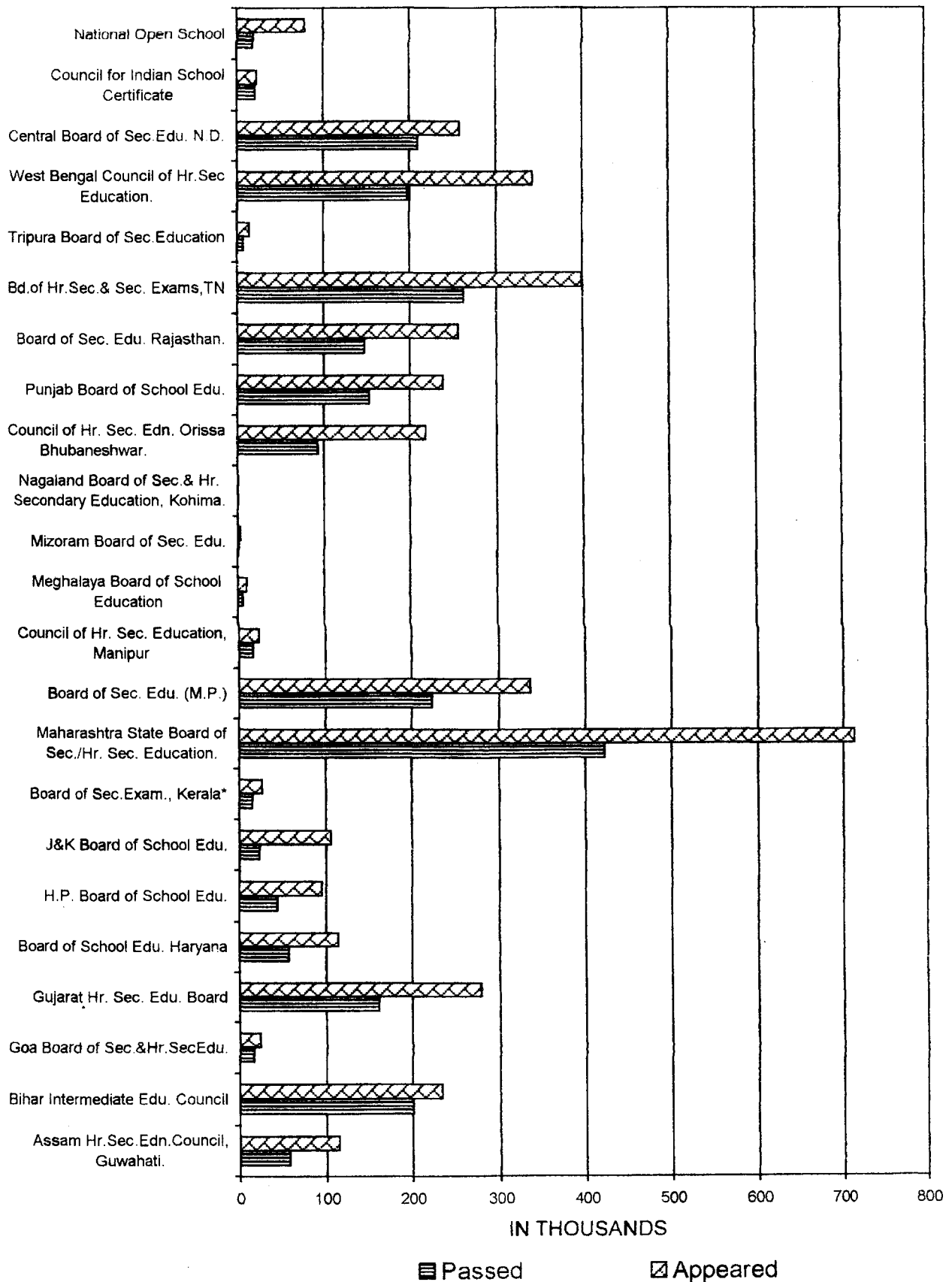
### YEAR WISE EXAMINATION RESULTS OF BOARDS HIGH SCHOOL EXAMINATION (ANNUAL & SUPPLEMENTARY)



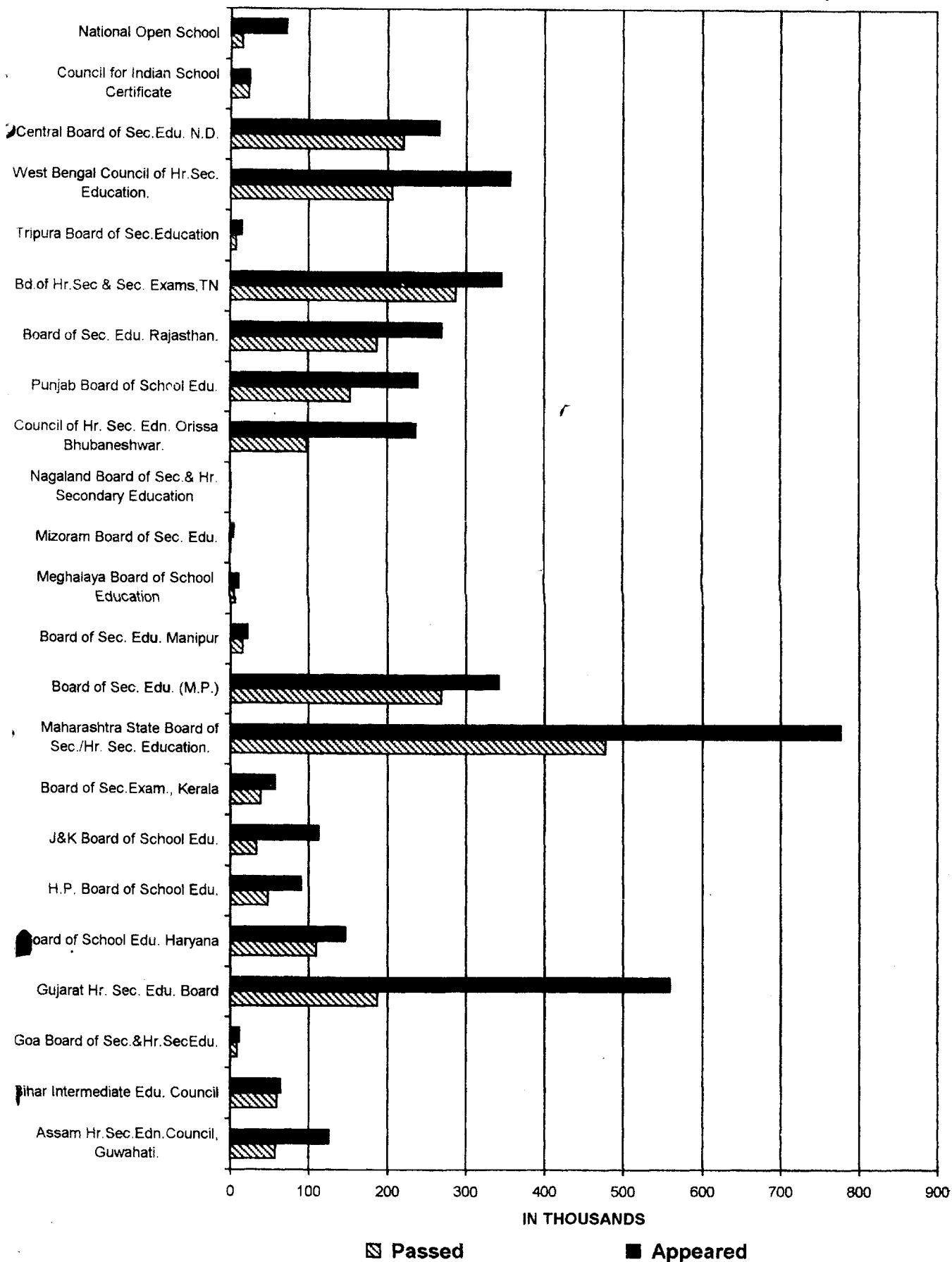
### EXAMINATION RESULTS OF BOARDS - HIGH SCHOOL EXAMINATION (ANNUAL & SUPPLEMENTARY)



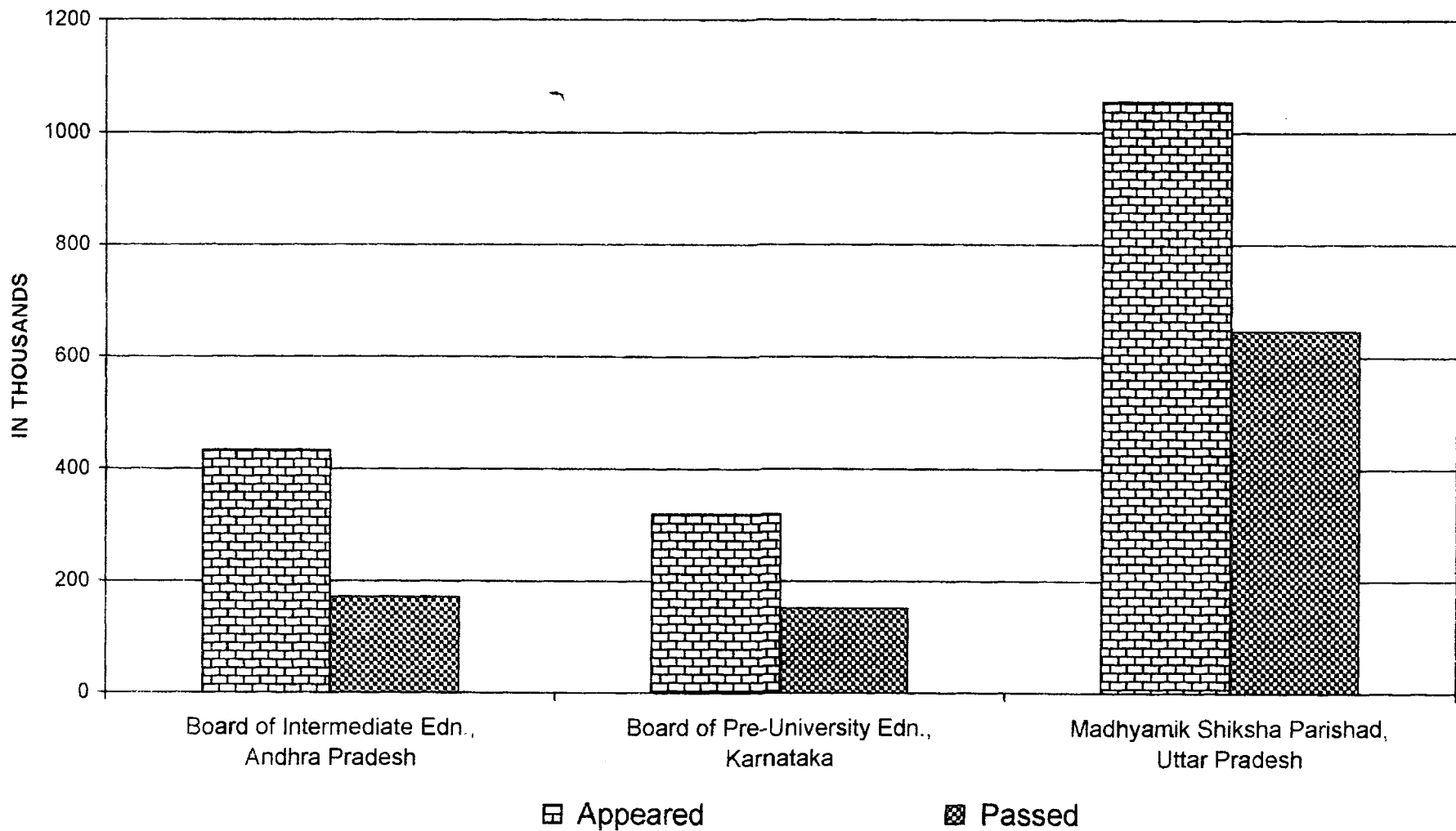
## EXAMINATION RESULTS OF BOARDS - HIGHER SECONDARY EXAMINATION - 1999 (ANNUAL & SUPPLEMENTARY)



## EXAMINATION RESULTS OF BOARDS HIGHER SECONDARY EXAMINATION - 2000 (ANNUAL & SUPPLEMENTARY)

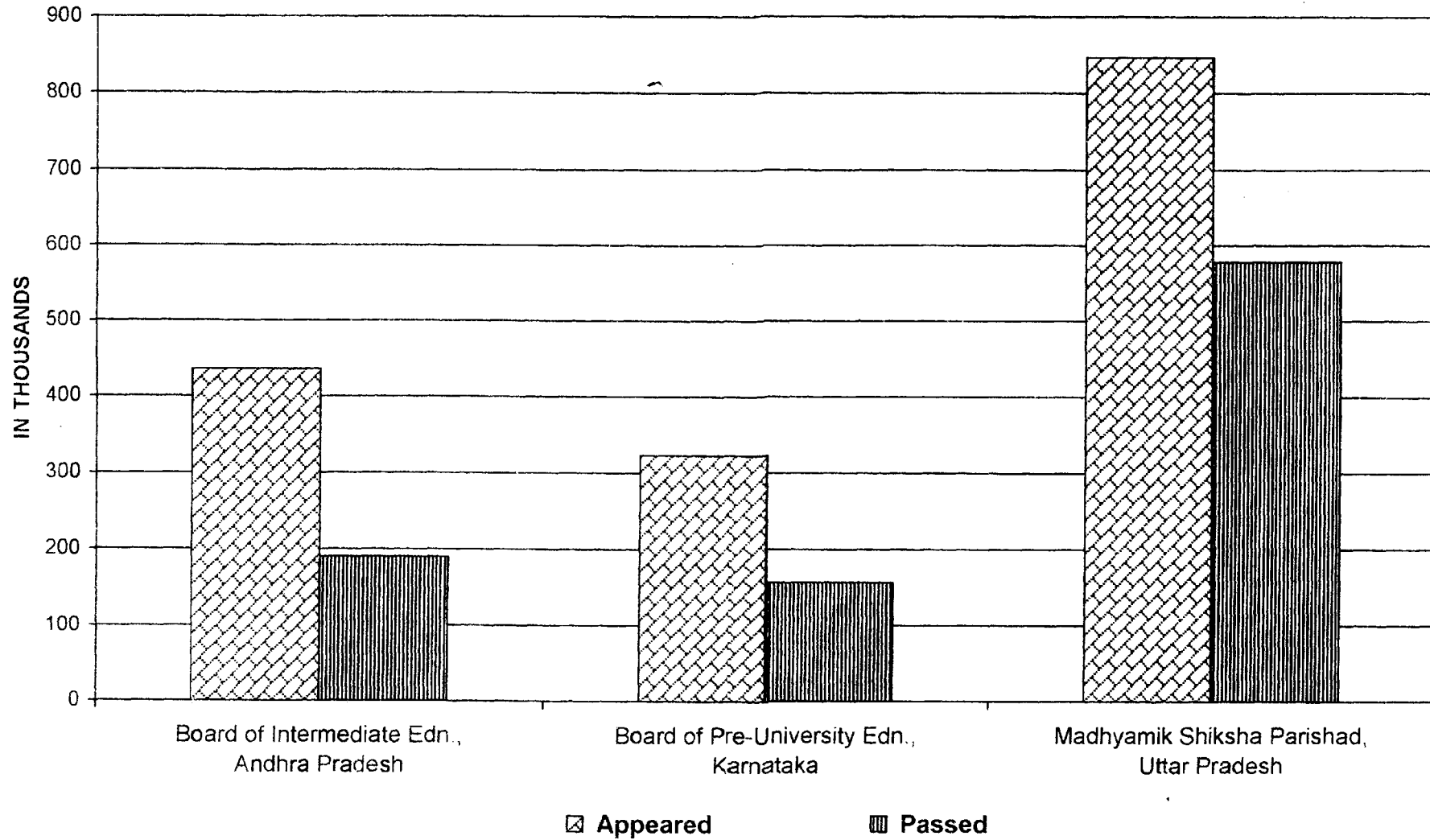


### EXAMINATION RESULTS OF BOARDS OF INTERMEDIATE / PRE UNIVERSITY EXAMINATION - 1999 (ANNUAL & SUPPLEMENTARY)

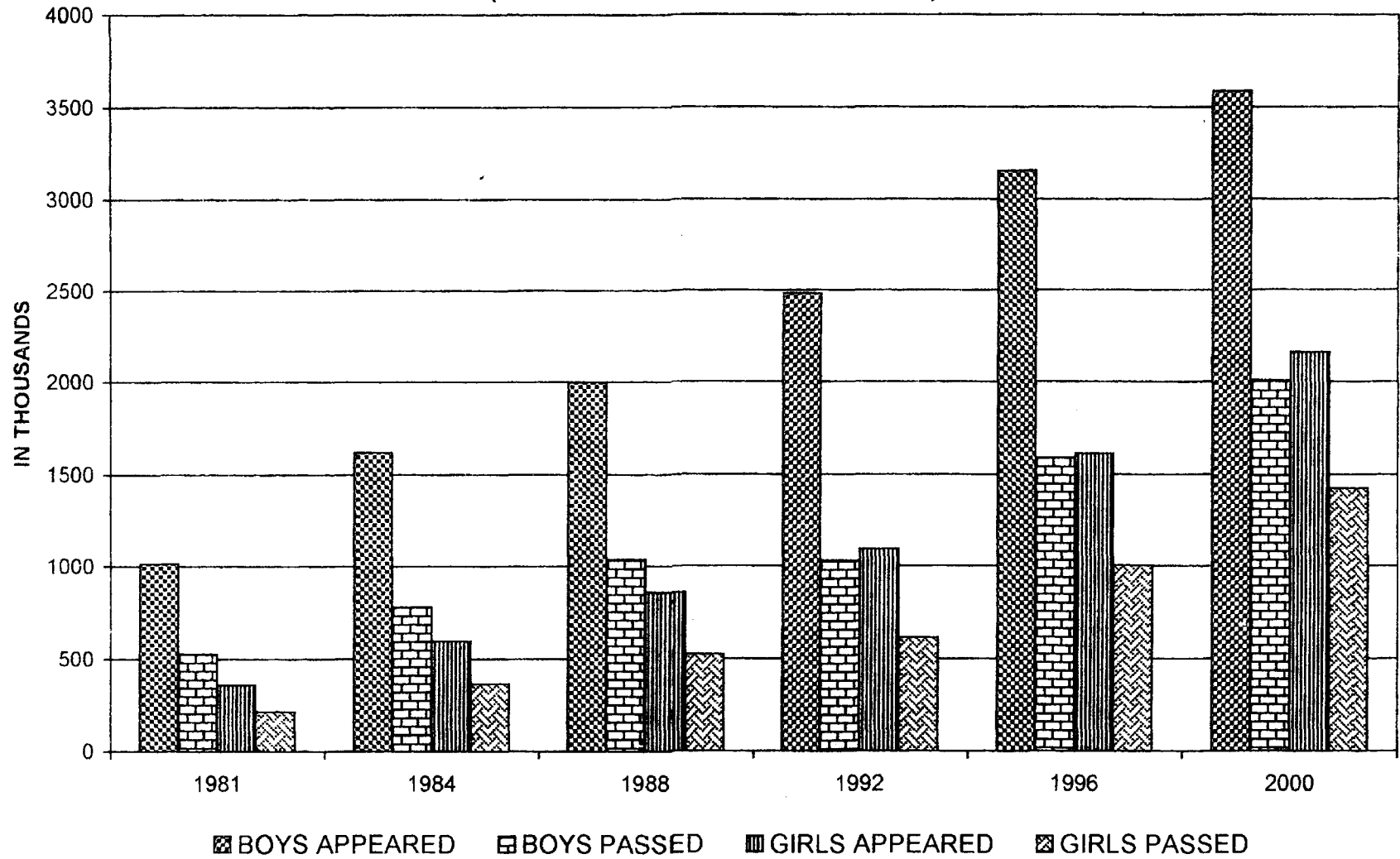




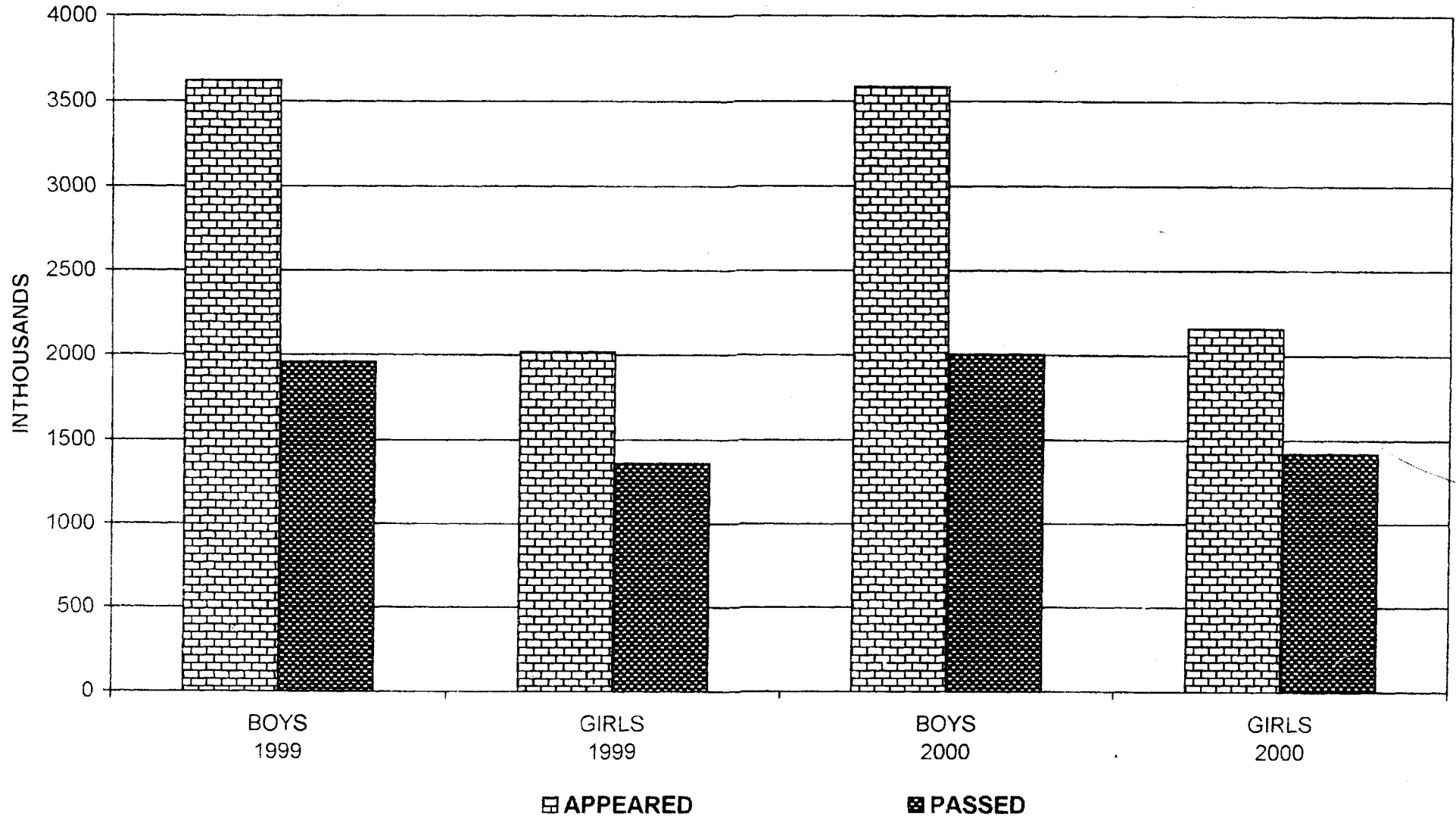
### EXAMINATION RESULTS OF BOARDS OF INTERMEDIATE / PRE UNIVERSITY EXAMINATION - 2000 (ANNUAL & SUPPLEMENTARY)



### YEAR WISE EXAMINATION RESULTS OF BOARDS HIGHER SECONDARY/ INTERMEDIATE / PRE- UNIVERSITY EXAMINATION (ANNUAL & SUPPLEMENTARY)



### EXAMINATION RESULTS OF BOARDS - HIGHER SECONDARY/ INTERMEDIATE / PRE- UNIVERSITY EXAMINATION (ANNUAL & SUPPLEMENTARY)





**SECTION – 1**

**SECONDARY/ HIGH SCHOOL  
EXAMINATION - 1999**

**TABLE - 1: EXAMINATION RESULTS OF BOARDS - HIGH SCHOOL EXAMINATION - 1999  
(Annual)**

S.No.	Name of the Board	Number of Students						Pass %age		
		Appeared			Passed			Boys	Girls	Total
		Boys	Girls	Total	Boys	Girls	Total			
1	2	3	4	5	6	7	8	9	10	11
1.	Board of Sec. Edu. (Andhra Pr.)	549091	320074	869165	235880	152657	388537	42.96	47.69	44.70
2	Board of Sec. Edu. Assam	168511	154762	323273	78383	18179	96562	46.52	11.75	29.87
3	Bihar School Exam. Board	480130	206034	686164	256618	104920	361538	53.45	50.92	52.69
4	Goa Board of Sec.&Hr.Sec. Edu.	9055	8290	17345	4835	4526	9361	53.40	54.60	53.97
5	Gujarat Hr. Sec. Edu. Board	342988	211705	554693	179965	129283	309248	52.47	61.07	55.75
6	Board of School Edu. Haryana	159443	91856	251299	111244	67676	178920	69.77	73.68	71.20
7	H.P. Board of School Edu.	72897	55458	128355	31359	23700	55059	43.02	42.74	42.90
8	J&K Board of School Edu.	120134	80089	200223	27876	22807	50683	23.20	28.48	25.31
9	Karnataka Sec.Edu. Board	275278	212835	488113	151481	125403	276884	55.03	58.92	56.73
10	Board of Sec.Exam., Kerala	268740	274738	543478	139324	149263	288587	51.84	54.33	53.10
11	Board of Sec. Edu. (M.P.)	417361	200294	617655	190086	89841	279927	45.54	44.85	45.32
12	Maharashtra State Board of Sec./Hr. Sec. Education	860921	550330	1411251	469018	330917	799935	54.48	60.13	56.68
13	Board of Sec. Edu. Manipur	14797	14522	29319	5575	4164	9739	37.68	28.67	33.22
14	Meghalaya Bd. Of School Edu.	11409	11871	23280	4445	3612	8057	38.96	30.43	34.61
15	Mizoram Board of School Edu. !	0	0	0	0	0	0	0.00	0.00	0.00
16	Nagaland Board of Sec.&Hr.Secondary Education	6687	5478	12165	4600	3607	8207	68.79	65.85	67.46
17	Board of Sec. Edu.,Orissa.Cuttack.	210763	146631	357394	101944	70301	172245	48.37	47.94	48.19
18	Punjab Board of School Edu.	240545	110395	350940	110982	55704	166686	46.14	50.46	47.50
19	Board of Sec. Edu. Rajasthan.	320393	118673	439066	140779	60418	201197	43.94	50.91	45.82
20	Bd.of Hr. Sec.& Sec. Exams,TN	279288	247484	526772	175500	177926	353426	62.84	71.89	67.09
21	Tripura Board of Sec.Education	17769	12175	29944	6327	4218	10545	35.61	34.64	35.22
22	Madhyamik Shiksha Parishad, Uttar Pradesh	1589650	589030	2178680	407344	394102	801446	25.62	66.91	36.79
23	West Bengal Board of Sec.Edu	310064	219265	529329	198652	128817	327469	64.07	58.75	61.86
24	Central Board of Sec.Edu. N.D.	252401	186520	438921	162804	119289	282093	64.50	63.96	64.27
25	Council for Indian School Certificate	35406	26152	61558	32037	24020	56057	90.48	91.85	91.06
26	National Open School	60918	29433	90351	16392	8905	25297	26.91	30.26	28.00
<b>TOTAL:</b>		<b>7074639</b>	<b>4084094</b>	<b>11158733</b>	<b>3243450</b>	<b>2274255</b>	<b>5517705</b>	<b>45.85</b>	<b>55.69</b>	<b>49.45</b>

! Due to change in academic session Mizoram Board of Secondary Education has not conducted the Secondary examinations.

**TABLE - 2: EXAMINATION RESULTS OF BOARDS - HIGH SCHOOL EXAM 1999  
(Supplementary)**

S.No.	Name of the Board	Number of Students						Pass %age		
		Appeared			Passed			Boys	Girls	Total
		Boys	Girls	Total	Boys	Girls	Total			
1	2	3	4	5	6	7	8	9	10	11
1	Board of Sec. Edu. (Andhra Pr.)	268887	133974	402861	59421	35180	94601	22.10	26.26	23.48
2	Board of Sec. Edu. Assam	8420	8090	16510	4399	1467	5866	52.24	18.13	35.53
3	Bihar School Exam. Board	67345	30256	97601	38163	17058	55221	56.67	56.38	56.58
4	Goa Board of Sec.&Hr.SecEdu.	1788	1123	2911	432	239	671	24.16	21.28	23.05
5	Gujarat Hr. Sec. Edu. Board	24268	14200	38468	10654	6474	17128	43.90	45.59	44.53
6	Board of School Edu. Haryana	45592	19064	64656	27281	12890	40171	59.84	67.61	62.13
7	H.P. Board of School Edu.	13241	18537	31778	5280	8373	13653	39.88	45.17	42.96
8	J&K Board of School Edu.	0	0	0	0	0	0	0.00	0.00	0.00
9	Karnataka Sec.Edu. Board	139509	67390	206899	38584	22707	61291	27.66	33.69	29.62
10	Board of Sec.Exam., Kerala *							0.00	0.00	0.00
11	Board of Sec. Edu. (M.P.)	36602	19560	56162	12284	8225	20509	33.56	42.05	36.52
12	Maharashtra State Board of Sec./ Hr. Secy. Education.	235047	106984	342031	39851	21077	60928	16.95	19.70	17.81
13	Board of Sec. Edu. Manipur	312	367	679	148	170	318	47.44	46.32	46.83
14	Meghalaya Bd. Of School Edu. *	0	0	0	0	0	0	0.00	0.00	0.00
15	Mizoram Board of School Edu. †	0	0	0	0	0	0	0.00	0.00	0.00
16	Nagaland Board of Sec.& Hr.Secondary Education*	0	0	0	0	0	0	0.00	0.00	0.00
17	Board of Sec. Edu.,Orissa, Cuttack.	52655	32349	85004	15956	11948	27904	30.30	36.93	32.83
18	Punjab Board of School Edu.	43219	23498	66717	19206	13402	32608	44.44	57.03	48.88
19	Board of Sec. Edu. Rajasthan.	42501	17787	60288	21656	9972	31628	50.95	56.06	52.46
20	Bd.of Hr. Sec.& Sec. Exams,TN	0	0	0	0	0	0	0.00	0.00	0.00
21	Tripura Board of Sec.Education	0	0	0	0	0	0	0.00	0.00	0.00
22	Madhyamik Shiksha Parishad, Uttar Pradesh. *	0	0	0	0	0	0	0.00	0.00	0.00
23	West Bengal Board of Sec.Edu	39147	26098	65245	20351	16650	37001	51.99	63.80	56.71
24	Central Board of Sec.Edu. N.D.	33349	30048	63397	14824	12251	27075	44.45	40.77	42.71
25	Council for Indian School Certificate*	0	0	0	0	0	0	0.00	0.00	0.00
26	National Open School	35089	15879	50968	10314	5509	15823	29.39	34.69	31.04
	<b>TOTAL:</b>	<b>1086971</b>	<b>565204</b>	<b>1652175</b>	<b>338804</b>	<b>203592</b>	<b>542396</b>	<b>31.17</b>	<b>36.02</b>	<b>32.83</b>

\* No provision of supplementary examination.

† Due to change in academic session Mizoram Board of Secondary Education has not conducted the Secondary examinations.

**TABLE - 3: EXAMINATION RESULTS OF BOARDS - HIGH SCHOOL EXAM 1999  
(Annual & Supplementary)**

S.No.	Name of the Board	Number of Students						Pass %age		
		Appeared			Passed			Boys	Girls	Total
		Boys	Girls	Total	Boys	Girls	Total			
1	2	3	4	5	6	7	8	9	10	11
1	Board of Sec. Edu. (Andhra Pr.)	549091	320074	869165	295301	187837	483138	53.78	58.69	55.59
2	Board of Sec. Edu. Assam	168511	154762	323273	82782	19646	102428	49.13	12.69	31.68
3	Bihar School Exam. Board	480130	206034	686164	294781	121978	416759	61.40	59.20	60.74
4	Goa Board of Sec.&Hr.SecEdu.	9055	8290	17345	5267	4765	10032	58.17	57.48	57.84
5	Gujarat Hr. Sec. Edu. Board	342988	211705	554693	190619	135757	326376	55.58	64.13	58.84
6	Board of School Edu. Haryana	159443	91856	251299	138525	80566	219091	86.88	87.71	87.18
7	H.P. Board of School Edu.	72897	55458	128355	36639	32073	68712	50.26	57.83	53.53
8	J&K Board of School Edu.	120134	80089	200223	27876	22807	50683	23.20	28.48	25.31
9	Karnataka Sec.Edu. Board	275278	212835	488113	190065	148110	338175	69.04	69.59	69.28
10	Board of Sec.Exam., Kerala *	268740	274738	543478	139324	149263	288587	51.84	54.33	53.10
11	Board of Sec. Edu. (M.P.)	417361	200294	617655	202370	98066	300436	48.49	48.96	48.64
12	Maharashtra State Board of Sec./ Hr. Secy. Education.	860921	550330	1411251	508869	351994	860863	59.11	63.96	61.00
13	Board of Sec. Edu. Manipur	14797	14522	29319	5723	4334	10057	38.68	29.84	34.30
14	Meghalaya Bd. Of School Edu. *	11409	11871	23280	4445	3612	8057	38.96	30.43	34.61
15	Mizoram Board of School Edu. †	0	0	0	0	0	0	0.00	0.00	0.00
16	Nagaland Board of Sec. & Hr. Secondary Education, Kohima *	6687	5478	12165	4600	3607	8207	68.79	65.85	67.46
17	Board of Sec. Edu., Orissa, Cuttack.	210763	146631	357394	117900	82249	200149	55.94	56.09	56.00
18	Punjab Board of School Edu.	240545	110395	350940	130188	69106	199294	54.12	62.60	56.79
19	Board of Sec. Edu. Rajasthan.	320393	118673	439066	162435	70390	232825	50.70	59.31	53.03
20	Bd.of Hr. Sec.& Sec. Exams,TN	279288	247484	526772	175500	177926	353426	62.84	71.89	67.09
21	Tripura Board of Sec.Education	17769	12175	29944	6327	4218	10545	35.61	34.64	35.22
22	Madhyamik Shiksha Parishad, Uttar Pradesh. *	1589650	589030	2178680	407344	394102	801446	25.62	66.91	36.79
23	West Bengal Board of Sec.Edu	310064	219265	529329	219003	145467	364470	70.63	66.34	68.86
24	Central Board of Sec.Edu. N.D.	252401	186520	438921	177628	131540	309168	70.38	70.52	70.44
25	Council for Indian School Certificate*	35406	26152	61558	32037	24020	56057	90.48	91.85	91.06
26	National Open School	60918	29433	90351	26706	14414	41120	43.84	48.97	45.51
	<b>TOTAL:</b>	<b>7074639</b>	<b>4084094</b>	<b>11158733</b>	<b>3582254</b>	<b>2477847</b>	<b>6060101</b>	<b>50.64</b>	<b>60.67</b>	<b>54.31</b>

† Due to change in academic session Mizoram Board of Secondary Education has not conducted the Secondary examinations.

\* No provision of supplementary examinations.



**TABLE - 4: EXAMINATION RESULTS OF BOARDS - HIGH SCHOOL EXAMINATION - 1999**  
**Annual (Regular & Private)**

S.No.	Name of the Board	Number of Students						Pass %age		
		Appeared			Passed			Regular	Private	Total
		Regular	Private	Total	Regular	Private	Total			
1	2	3	4	5	6	7	8	9	10	11
1	Board of Sec. Edu. (Andhra Pr.)	484386	384779	869165	235880	152657	388537	48.70	39.67	44.70
2	Board of Sec. Edu. Assam	130459	192814	323273	44987	51575	96562	34.48	26.75	29.87
3	Bihar School Exam. Board	425422	260742	686164	198846	162692	361538	46.74	62.40	52.69
4	Goa Board of Sec.&Hr.SecEdu.	17237	108	17345	9359	2	9361	54.30	1.85	53.97
5	Gujarat Hr. Sec. Edu. Board	549823	4870	554693	307270	1978	309248	55.89	40.62	55.75
6	Board of School Edu. Haryana	201685	49614	251299	153355	25565	178920	76.04	51.53	71.20
7	H.P. Board of School Edu.	100772	27583	128355	46602	8457	55059	46.24	30.66	42.90
8	J&K Board of School Edu.	40844	159379	200223	21398	29285	50683	52.39	18.37	25.31
9	Karnataka Sec.Edu. Board	479046	9067	488113	275921	963	276884	57.60	10.62	56.73
10	Board of Sec.Exam., Kerala	433985	109493	543478	233985	54602	288587	53.92	49.87	53.10
11	Board of Sec. Edu. (M.P.)	587437	30218	617655	265931	13996	279927	45.27	46.32	45.32
12	Maharashtra State Board of Sec./Hr. Sec. Education.	1349435	61816	1411251	784701	15234	799935	58.15	24.64	56.68
13	Board of Sec. Edu. Manipur	19227	10092	29319	6714	3025	9739	34.92	29.97	33.22
14	Meghalaya Bd. Of School Edu.	6255	17025	23280	4556	3501	8057	72.84	20.56	34.61
15	Mizoram Board of School Edu. I	0	0	0	0	0	0	0.00	0.00	0.00
16	Nagaland Board of Sec.& Hr.Secondary Education,	6855	5310	12165	4976	3231	8207	72.59	60.85	67.46
17	Board of Sec. Edu.,Orissa, Cuttack.	291041	66353	357394	154609	17636	172245	53.12	26.58	48.19
18	Punjab Board of School Edu.	274275	76665	350940	134858	31828	166686	49.17	41.52	47.50
19	Board of Sec. Edu. Rajasthan.	330264	108802	439066	184425	16772	201197	55.84	15.42	45.82
20	Bd.of Hr. Sec.& Sec. Exams,TN	526772	0	526772	353426	0	353426	67.09	0.00	67.09
21	Tripura Board of Sec.Education	17266	12678	29944	9112	1433	10545	52.77	11.30	35.22
22	Madhyamik Shiksha Parishad Uttar Pradesh.	1653013	525667	2178680	676990	124456	801446	40.95	23.68	36.79
23	West Bengal Board of Sec.Edu	404848	124481	529329	279085	48384	327469	68.94	38.87	61.86
24	Central Board of Sec.Edu. N.D.	380181	58740	438921	261373	20720	282093	68.75	35.27	64.27
25	Council for Indian School Certificate	61558	0	61558	56057	0	56057	91.06	0.00	91.06
26	National Open School	0	90351	90351	0	25297	25297	0.00	28.00	28.00
	<b>TOTAL:</b>	<b>8772086</b>	<b>2386647</b>	<b>11158733</b>	<b>4704416</b>	<b>813289</b>	<b>5517705</b>	<b>53.63</b>	<b>34.08</b>	<b>49.45</b>

! Due to change in academic session Mizorm Board of Secondary Education has not conducted the Secondary examinations.

TABLE - 5 : EXAMINATION RESULTS OF BOARDS - HIGH SCHOOL EXAMINATION - 1999  
(Regular & Private)

Supplementary

S.No.	Name of the Board	Number of Students						Pass %age		
		Appeared			Passed			Regular	Private	Total
		Regular	Private	Total	Regular	Private	Total			
1	2	3	4	5	6	7	8	9	10	11
1	Board of Sec. Edu. (Andhra Pr.)	0	402861	402861	0	94601	94601	0.00	23.48	23.48
2	Board of Sec. Edu. Assam	0	16510	16510	0	5866	5866	0.00	35.53	35.53
3	Bihar School Exam. Board	35136	62465	97601	20432	34789	55221	58.15	55.69	56.58
4	Goa Board of Sec.&Hr.SecEdu.	2911	0	2911	671	0	671	23.05	0.00	23.05
5	Gujarat Hr. Sec. Edu. Board	38011	457	38468	16925	203	17128	44.53	44.42	44.53
6	Board of School Edu. Haryana	0	64656	64656	0	40171	40171	0.00	62.13	62.13
7	H.P. Board of School Edu.	0	31778	31778	0	13653	13653	0.00	42.96	42.96
8	J&K Board of School Edu.	0	0	0	0	0	0	0.00	0.00	0.00
9	Karnataka Sec.Edu. Board	206899	0	206899	61291	0	61291	29.62	0.00	29.62
10	Board of Sec.Exam., Kerala *	0	0	0	0	0	0	0.00	0.00	0.00
11	Board of Sec. Edu. (M.P.)		56162	56162		20509	20509	0.00	36.52	36.52
12	Maharashtra State Board of Sec./ Hr. Sec. Education.	318523	23508	342031	57934	2994	60928	18.19	12.74	17.81
13	Board of Sec. Edu. Manipur	679		679	318		318	46.83	0.00	46.83
14	Meghalaya Bd. Of School Edu. *	0	0	0	0	0	0	0.00	0.00	0.00
15	Mizoram Board of School Edu.	0	0	0	0	0	0	0.00	0.00	0.00
16	Nagaland Board of Sec.& Hr.Secondary Education *	0	0	0	0	0	0	0.00	0.00	0.00
17	Board of Sec. Edu.,Orissa, Cuttack.	65561	19443	85004	22493	5411	27904	34.31	27.83	32.83
18	Punjab Board of School Edu.	0	66717	66717	0	32608	32608	0.00	48.88	48.88
19	Board of Sec. Edu. Rajasthan.	46430	13658	60288	25042	6586	31628	53.93	47.52	52.46
20	Bd.of Hr. Sec.& Sec. Exams,TN	0	0	0	0	0	0	0.00	0.00	0.00
21	Tripura Board of Sec.Education	0	0	0	0	0	0	0.00	0.00	0.00
22	Madhyamik Shiksha Parishad, Uttar Pradesh. *	0.00	0.00	0.00	0	0	0	0.00	0.00	0.00
23	West Bengal Board of Sec.Edu	0	65245	65245	0	37001	37001	0.00	56.71	56.71
24	Central Board of Sec.Edu. N.D.	55889	7508	63397	23667	3408	27075	42.35	45.39	42.71
25	Council for Indian School Certificate*	0	0	0	0	0	0	0.00	0.00	0.00
26	National Open School	0	50968	50968	0	15823	15823	0.00	31.04	31.04
	<b>TOTAL:</b>	<b>770039</b>	<b>882136</b>	<b>1652175</b>	<b>228773</b>	<b>313623</b>	<b>542396</b>	<b>29.71</b>	<b>35.55</b>	<b>32.83</b>

\* No provision of supplementary examination.

† Due to change in academic session Mizoram Board of Secondary Education has not conducted the Secondary examinations.

**TABLE - 6 : EXAMINATION RESULTS OF BOARDS - HIGH SCHOOL EXAMINATION - 1999  
(Annual & Supplementary) (Regular & Private)**

S.No.	Name of the Board	Number of Students						Pass %age		
		Appeared			Passed			Regular	Private	Total
		Regular	Private	Total	Regular	Private	Total			
1	2	3	4	5	6	7	8	9	10	11
1	Board of Sec. Edu. (Andhra Pr.)	484386	384779	869165	235880	247258	483138	48.70	64.26	55.59
2	Board of Sec. Edu. Assam	130459	192814	323273	44987	57441	102428	34.48	29.79	31.68
3	Bihar School Exam. Board	425422	260742	686164	219278	197481	416759	51.54	75.74	60.74
4	Goa Board of Sec.&Hr.SecEdu.	17237	108	17345	10030	2	10032	58.19	1.85	57.84
5	Gujarat Hr. Sec. Edu. Board	549823	4870	554693	324195	2181	326376	58.96	44.78	58.84
6	Board of School Edu. Haryana	201685	49614	251299	153355	65736	219091	76.04	132.49	87.18
7	H.P. Board of School Edu.	100772	27583	128355	46602	22110	68712	46.24	80.16	53.53
8	J&K Board of School Edu.	40844	159379	200223	21398	29285	50683	52.39	18.37	25.31
9	Karnataka Sec.Edu. Board	479046	9067	488113	337212	963	338175	70.39	10.62	69.28
10	Board of Sec.Exam., Kerala *	433985	109493	543478	233985	54602	288587	53.92	49.87	53.10
11	Board of Sec. Edu. (M.P.)	587437	30218	617655	265931	34505	300436	45.27	114.19	48.64
12	Maharashtra State Board of Sec./Hr. Sec. Education.	1349435	61816	1411251	842635	18228	860863	62.44	29.49	61.00
13	Board of Sec. Edu. Manipur	19227	10092	29319	7032	3025	10057	36.57	29.97	34.30
14	Meghalaya Bd. Of School Edu. *	6255	17025	23280	4556	3501	8057	72.84	20.56	34.61
15	Mizoram Board of School Edu.!	0	0	0	0	0	0	0.00	0.00	0.00
16	Nagaland Board of Sec.& Hr. Secondary Education *	6855	5310	12165	4976	3231	8207	72.59	60.85	67.46
17	Board of Sec. Edu.,Orissa, Cuttack.	291041	66353	357394	177102	23047	200149	60.85	34.73	56.00
18	Punjab Board of School Edu.	274275	76665	350940	134858	64436	199294	49.17	84.05	56.79
19	Board of Sec. Edu. Rajasthan.	330264	108802	439066	209467	23358	232825	63.42	21.47	53.03
20	Bd.of Hr. Sec.& Sec. Exams,TN	526772	0	526772	353426	0	353426	67.09	0.00	67.09
21	Tripura Board of Sec.Education	17266	12678	29944	9112	1433	10545	52.77	11.30	35.22
22	Madhyamik Shiksha Parishad, Uttar Pradesh. *	1653013	525667	2178680	676990	124456	801446	40.95	23.68	36.79
23	West Bengal Board of Sec.Edu	404848	124481	529329	279085	85385	364470	68.94	68.59	68.86
24	Central Board of Sec.Edu. N.D.	380181	58740	438921	285040	24128	309168	74.97	41.08	70.44
25	Council for Indian School Certificate*	61558	0	61558	56057	0	56057	91.06	0.00	91.06
26	National Open School	0	90351	90351	0	41120	41120	0.00	45.51	45.51
	<b>TOTAL:</b>	<b>8772086</b>	<b>2386647</b>	<b>11158733</b>	<b>4933189</b>	<b>1126912</b>	<b>6060101</b>	<b>58.24</b>	<b>47.22</b>	<b>54.31</b>

\* No provision of supplementary examination.

! Due to change in academic session Mizoram Board of Secondary Education has not conducted the Secondary examinations.

**TABLE - 7: EXAMINATION RESULTS OF BOARDS - HIGH SCHOOL EXAMINATION 1999  
(ANNUAL & SUPPLEMENTARY)(DIVISION-WISE)**

S.No.	Name of the Board	Total Passed	DIVISION			Percentage		
			I	II	III @	I	II	III
1	2	3	4	5	6	7	8	9
1	Board of Sec. Edu. (Andhra Pr.)	483138	133167	87247	262724	27.56	18.06	54.38
2	Board of Sec. Edu. Assam	102428	0	0	0	0.00	0.00	0.00
3	Bihar School Exam. Board	416759	0	0	0	0.00	0.00	0.00
4	Goa Board of Sec.&Hr.SecEdu.	10032	2460	2608	4964	24.52	26.00	49.48
5	Gujarat Hr. Sec. Edu. Board	326376	130364	117270	78742	39.94	35.93	24.13
6	Board of School Edu. Haryana	219091	0	0	0	0.00	0.00	0.00
7	H.P. Board of School Edu.	68712	8051	18625	42036	11.72	27.11	61.18
8	J&K Board of School Edu.	50683	0	0	0	0.00	0.00	0.00
9	Karnataka Sec.Edu. Board	338175	0	0	0	0.00	0.00	0.00
10	Board of Sec.Exam., Kerala	288587	0	0	0	0.00	0.00	0.00
11	Board of Sec. Edu. (M.P.)	300436	53847	119780	126809	17.92	39.87	42.21
12	Maharashtra State Board of Sec./ Hr. Secy. Education.	860863	218332	368332	274199	25.36	42.79	31.85
13	Board of Sec. Edu. Manipur	10057	805	2763	6489	8.00	27.47	64.52
14	Meghalaya Bd. Of School Edu.	8057	349	1932	5776	4.33	23.98	71.69
15	Mizoram Board of School Edu. !	0	0	0	0	0.00	0.00	0.00
16	Nagaland Board of Sec.& Hr.Secondary Education, Kohima	8207	531	1473	6203	6.47	17.95	75.58
17	Board of Sec. Edu.,Orissa, Cuttack.	200149	34717	66612	98820	17.35	33.28	49.37
18	Punjab Board of School Edu.	199294	41505	57029	100760	20.83	28.62	50.56
19	Board of Sec. Edu. Rajasthan.	232825	32322	71603	128900	13.88	30.75	55.36
20	Bd.of Hr. Sec.& Sec. Exams,TN -	353426	0	0	0	0.00	0.00	0.00
21	Tripura Board of Sec.Education	10545	992	2594	6959	9.41	24.60	65.99
22	Madhyamik Shiksha Parishad, Uttar Pradesh	801446	134150	558397	108899	16.74	69.67	13.59
23	West Bengal Board of Sec.Edu.	364470	75023	145811	143636	20.58	40.01	39.41
24	Central Board of Sec.Edu. N.D.*	309168	0	0	0	0.00	0.00	0.00
25	Council for Indian School Certificate*	56057	0	0	0	0.00	0.00	0.00
26	National Open School *	41120	0	0	0	0.00	0.00	0.00
	<b>TOTAL:</b>	<b>6080101</b>	<b>733448</b>	<b>1534829</b>	<b>3308686</b>	<b>12.10</b>	<b>25.33</b>	<b>54.60</b>

! Due to change in academic session Mizoram Board of Secondary Education has not conducted the Secondary examinations.

~ No provision of Division.

\* Provision of grading system

@ Students passed in supplementary examinations has been shown in III division.

**TABLE - 8 : EXAMINATION RESULTS OF BOARDS - HIGH SCHOOL EXAM 1999  
(Annual) (SCHEDULED CASTES)**

Name of the Board	Number of Students						Pass %age		
	Appeared			Passed			Boys	Girls	Total
	Boys	Girls	Total	Boys	Girls	Total			
2	3	4	5	6	7	8	9	10	11
Board of Sec. Edu. (Andhra Pr.)	71967	38895	110862	23729	13388	37117	32.97	34.42	33.48
Board of Sec. Edu. Assam	0	0	0	0	0	0	0.00	0.00	0.00
Bihar School Exam. Board	0	0	0	0	0	0	0.00	0.00	0.00
Goa Board of Sec.&Hr.SecEdu.	203	147	350	71	62	133	34.85	42.35	38.00
Gujarat Hr. Sec. Edu. Board	36133	20085	56218	16622	10631	27253	46.00	52.93	48.48
Board of School Edu. Haryana	20040	8827	28867	11257	5026	16283	56.17	56.94	56.41
H.P. Board of School Edu.	10247	7747	17994	4699	3655	8354	45.86	47.18	46.43
J&K Board of School Edu.	0	0	0	0	0	0	0.00	0.00	0.00
Karnataka Sec.Edu. Board	52166	17389	69555	16618	13836	30454	31.86	79.57	43.78
Board of Sec.Exam., Kerala*	24286	24430	48716	8394	9222	17616	34.56	37.75	36.16
Board of Sec. Edu. (M.P.)	53690	35147	88837	15324	12719	28043	28.54	36.19	31.57
Maharashtra State Board of Sec./Hr. Sec. Education.	172072	102247	274319	66560	42795	109355	38.68	41.85	39.86
Board of Sec. Edu. Manipur	364	398	762	133	116	249	36.54	29.15	32.88
Meghalaya Bd. Of School Edu.	146	139	285	81	60	141	55.48	43.17	49.47
Mizoram Board of School Edu.!	0	0	0	0	0	0	0.00	0.00	0.00
Nagaland Board of Sec.& Hr. Secondary Education, Kohima.	99	57	156	92	50	142	92.93	87.72	91.03
Board of Sec. Edu., Orissa, Cuttack.	31989	17803	49792	12551	6515	19066	39.24	36.59	38.29
Punjab Board of School Edu.	75599	17606	93205	26527	6202	32729	35.09	35.23	35.12
Board of Sec. Edu. Rajasthan.	32690	5973	38663	11246	2300	13546	34.40	38.51	35.04
Bd.of Hr. Sec.& Sec. Exams,TN	61628	50880	112508	29689	28742	58411	48.14	56.49	51.92
Tripura Board of Sec.Education	2786	1821	4607	1036	582	1618	37.19	31.96	35.12
Madhyamik Shiksha Parishad , Uttar Pradesh.*	234219	60566	294785	46502	35048	81550	19.85	57.87	27.66
West Bengal Board of Sec.Edu	58066	38710	96776	18094	14805	32899	31.16	38.25	33.99
Central Board of Sec.Edu. N.D.	17759	12778	30537	8324	5214	13538	46.87	40.80	44.33
Council for Indian School Certificate*	454	265	719	390	223	613	85.90	84.15	85.26
National Open School*	0	0	0	0	0	0	0.00	0.00	0.00
<b>TOTAL:</b>	<b>956603</b>	<b>461910</b>	<b>1418513</b>	<b>317919</b>	<b>211191</b>	<b>529110</b>	<b>33.23</b>	<b>45.72</b>	<b>37.30</b>

**TABLE - 9 : EXAMINATION RESULTS OF BOARDS - HIGH SCHOOL EXAM 1999  
(Supplementary) (SCHEDULED CASTES)**

S.No.	Name of the Board	Number of Students						Pass %age		
		Appeared			Passed			Boys	Girls	Total
		Boys	Girls	Total	Boys	Girls	Total			
1	2	3	4	5	6	7	8	9	10	11
1	Board of Sec. Edu. (Andhra Pr.)	44970	22617	67587	8766	4868	13634	19.49	21.52	20.17
2	Board of Sec. Edu. Assam	0	0	0	0	0	0	0.00	0.00	0.00
3	Bihar School Exam. Board	0	0	0	0	0	0	0.00	0.00	0.00
4	Goa Board of Sec.&Hr.SecEdu.	42	16	58	9	3	12	21.43	18.75	20.69
5	Gujarat Hr. Sec. Edu. Board	2768	1579	4347	1093	651	1744	39.49	41.23	40.12
6	Board of School Edu. Haryana	5209	1815	7024	3291	1243	4534	63.18	68.48	64.55
7	H.P. Board of School Edu.	42	93	135	19	21	40	45.24	22.58	29.63
8	J&K Board of School Edu.	0	0	0	0	0	0	0.00	0.00	0.00
9	Karnataka Sec.Edu. Board	34923	11641	46564	6283	4901	11184	17.99	42.10	24.02
10	Board of Sec.Exam., Kerala*	0	0	0	0	0	0	0.00	0.00	0.00
11	Board of Sec. Edu. (M.P.)	4361	3554	7915	3251	2478	5729	74.55	69.72	72.38
12	Maharashtra State Board of Sec./Hr. Sec. Education.	0	0	0	0	0	0	0.00	0.00	0.00
13	Board of Sec. Edu. Manipur	40	34	74	15	13	28	37.50	38.24	37.84
14	Meghalaya Bd. Of School Edu.*	0	0	0	0	0	0	0.00	0.00	0.00
15	Mizoram Board of School Edu.!	0	0	0	0	0	0	0.00	0.00	0.00
16	Nagaland Board of Sec.& Hr. Secondary Education.*	0	0	0	0	0	0	0.00	0.00	0.00
17	Board of Sec. Edu. Orissa, Cuttack.	9202	4571	13773	2415	1418	3833	26.24	31.02	27.83
18	Punjab Board of School Edu.	8542	3719	12261	3108	1119	4227	36.38	30.09	34.48
19	Board of Sec. Edu. Rajasthan.	5237	1015	6252	2723	512	3235	52.00	50.44	51.74
20	Bd.of Hr. Sec.& Sec. Exams,TN	0	0	0	0	0	0	0.00	0.00	0.00
21	Tripura Board of Sec.Education	0	0	0	0	0	0	0.00	0.00	0.00
22	Madhyamik Shiksha Parishad , Uttar Pradesh.*	0	0	0	0	0	0	0.00	0.00	0.00
23	West Bengal Board of Sec.Edu	0	0	0	0	0	0	0.00	0.00	0.00
24	Central Board of Sec.Edu. N.D.	2860	3015	5875	1067	921	1988	37.31	30.55	33.84
25	Council for Indian School Certificate*	0	0	0	0	0	0	0.00	0.00	0.00
26	National Open School	0	0	0	0	0	0	0.00	0.00	0.00
<b>TOTAL:</b>		<b>118196</b>	<b>53669</b>	<b>171865</b>	<b>32040</b>	<b>18148</b>	<b>50188</b>	<b>27.11</b>	<b>33.81</b>	<b>29.20</b>

! Due to change in academic session Mizoram Board of Secondary Education has not conducted the Secondary examinations.

\* No provision of supplementary examination.

**TABLE - 10 : EXAMINATION RESULTS OF BOARDS - HIGH SCHOOL EXAM 1999  
(Annual&Supplementary) (SCHEDULED CASTES)**

S.No.	Name of the Board	Number of Students						Pass %age		
		Appeared			Passed			Boys	Girls	Total
		Boys	Girls	Total	Boys	Girls	Total			
1	2	3	4	5	6	7	8	9	10	11
1	Board of Sec. Edu. (Andhra Pr.)	71967	38895	110862	32495	18256	50751	45.15	46.94	45.78
2	Board of Sec. Edu. Assam	0	0	0	0	0	0	0.00	0.00	0.00
3	Bihar School Exam. Board	0	0	0	0	0	0	0.00	0.00	0.00
4	Goa Board of Sec.&Hr.SecEdu.	203	147	350	80	65	145	39.29	44.39	41.43
5	Gujarat Hr. Sec. Edu. Board	36133	20085	56218	17715	11282	28997	49.03	56.17	51.58
6	Board of School Edu. Haryana	20040	8827	28867	14548	6269	20817	72.59	71.02	72.11
7	H.P. Board of School Edu.	10247	7747	17994	4718	3676	8394	46.04	47.45	46.65
8	J&K Board of School Edu.	0	0	0	0	0	0	0.00	0.00	0.00
9	Karnataka Sec.Edu. Board	52166	17389	69555	22901	18737	41638	43.90	107.75	59.86
10	Board of Sec.Exam., Kerala*	24286	24430	48716	8394	9222	17616	34.56	37.75	36.16
11	Board of Sec. Edu. (M.P.)	53690	35147	88837	18575	15197	33772	34.60	43.24	38.02
12	Maharashtra State Board of Sec./Hr. Sec. Education.	172072	102247	274319	66560	42795	109355	38.68	41.85	39.86
13	Board of Sec. Edu. Manipur	364	398	762	148	129	277	40.66	32.41	36.35
14	Meghalaya Bd. Of School Edu.*	146	139	285	81	60	141	55.48	43.17	49.47
15	Mizoram Board of School Edu.!	0	0	0	0	0	0	0.00	0.00	0.00
16	Nagaland Board of Sec.& Hr. Secondary Education.*	99	57	156	92	50	142	92.93	87.72	91.03
17	Board of Sec. Edu.,Orissa, Cuttack.	31989	17803	49792	14966	7933	22899	46.78	44.56	45.99
18	Punjab Board of School Edu.	75599	17606	93205	29635	7321	36956	39.20	41.58	39.65
19	Board of Sec. Edu. Rajasthan.	32690	5973	38663	13969	2812	16781	42.73	47.08	43.40
20	Bd.of Hr. Sec.& Sec. Exams,TN	61628	50880	112508	29669	28742	58411	48.14	56.49	51.92
21	Tripura Board of Sec.Education	2786	1821	4607	1036	582	1618	37.19	31.96	35.12
22	Madhyamik Shiksha Parishad , Uttar Pradesh.*	234219	60566	294785	46502	35048	81550	19.85	57.87	27.66
23	West Bengal Board of Sec.Edu	58066	38710	96776	18094	14805	32899	31.16	38.25	33.99
24	Central Board of Sec.Edu. N.D.	17759	12778	30537	9391	6135	15526	52.88	48.01	50.84
25	Council for Indian School Certificate*	454	265	719	390	223	613	85.90	84.15	85.26
26	National Open School	0	0	0	0	0	0	0.00	0.00	0.00
	<b>TOTAL:</b>	<b>956603</b>	<b>461910</b>	<b>1418513</b>	<b>349959</b>	<b>229339</b>	<b>579298</b>	<b>36.58</b>	<b>49.65</b>	<b>40.84</b>

! Due to change in academic session Mizoram Board of Secondary Education has not conducted the Secondary examinations.  
\* No provision of supplementary examination.

**TABLE - 11 : EXAMINATION RESULTS OF BOARDS - HIGH SCHOOL EXAM. 1999  
(Annual) (Regular & Private) (SCHEDULED CASTES)**

S.No.	Name of the Board	Number of Students						Pass %age		
		Appeared			Passed			Regular	Private	Total
		Regular	Private	Total	Regular	Private	Total			
1	2	3	4	5	6	7	8	9	10	11
1	Board of Sec. Edu. (Andhra Pr.)	66127	44735	110862	28048	9069	37117	42.42	20.27	33.48
2	Board of Sec. Edu. Assam	0	0	0	0	0	0	0.00	0.00	0.00
3	Bihar School Exam. Board	0	0	0	0	0	0	0.00	0.00	0.00
4	Goa Board of Sec.&Hr.SecEdu.	350	0	350	133	0	133	38.00	0.00	38.00
5	Gujarat Hr. Sec. Edu. Board	55416	802	56218	26921	332	27253	48.58	41.40	48.48
6	Board of School Edu. Haryana	21535	7352	28887	11449	4834	16283	53.16	65.93	56.41
7	H.P. Board of School Edu.	15265	2729	17994	7296	1058	8354	47.80	38.77	46.43
8	J&K Board of School Edu.	0	0	0	0	0	0	0.00	0.00	0.00
9	Karnataka Sec.Edu. Board	63865	5650	69555	24983	5471	30454	39.12	96.15	43.78
10	Board of Sec.Exam., Kerala	40698	8018	48716	14366	3250	17616	35.30	40.53	36.16
11	Board of Sec. Edu. (M.P.)	53214	35623	88837	20263	7780	28043	38.08	21.84	31.57
12	Maharashtra State Board of Sec./Hr. Sec. Education.	260540	13779	274319	106987	2368	109355	41.06	17.19	39.86
13	Board of Sec. Edu. Manipur	539	223	762	198	51	249	36.73	22.87	32.68
14	Meghalaya Bd. Of School Edu.	105	180	285	84	57	141	80.00	31.67	49.47
15	Mizoram Board of School Edu.	0	0	0	0	0	0	0.00	0.00	0.00
16	Nagaland Board of Sec. & Hr. Secondary Education, Kohima.	97	59	156	94	48	142	96.91	81.36	91.03
17	Board of Sec. Edu., Orissa, Cuttack.	38092	11700	49792	16305	2761	19066	42.80	23.60	38.29
18	Punjab Board of School Edu.	76492	16713	93205	28512	4217	32729	37.27	25.23	35.12
19	Board of Sec. Edu. Rajasthan.	27640	11023	38663	12223	1323	13546	44.22	12.00	35.04
20	Bd.of Hr. Sec.& Sec. Exams,TN	112508	0	112508	58411	0	58411	51.92	0.00	51.92
21	Tripura Board of Sec.Education	2764	1843	4607	890	728	1618	32.20	39.50	35.12
22	Madhyamik Shiksha Parishad , Uttar Pradesh.	224746	70039	294785	68768	12782	81550	30.60	18.25	27.66
23	West Bengal Board of Sec.Edu	67743	29033	96776	24674	8225	32899	36.42	28.33	33.99
24	Central Board of Sec.Edu. N.D.	25758	4779	30537	11967	1571	13538	46.46	32.87	44.33
25	Council for Indian School Certificate	719	0	719	613	0	613	85.26	0.00	85.26
26	National Open School	0	0	0	0	0	0	0.00	0.00	0.00
	<b>TOTAL:</b>	<b>1154213</b>	<b>264300</b>	<b>1418513</b>	<b>463185</b>	<b>65925</b>	<b>529110</b>	<b>40.13</b>	<b>24.94</b>	<b>37.30</b>



**TABLE - 12 : EXAMINATION RESULTS OF BOARDS - HIGH SCHOOL EXAM. 1999  
(Supplementary) (Regular & Private) (SCHEDULED CASTES)**

S.No.	Name of the Board	Number of Students						Pass %age		
		Appeared			Passed			Regular	Private	Total
		Regular	Private	Total	Regular	Private	Total			
1	2	3	4	5	6	7	8	9	10	11
1	Board of Sec. Edu. (Andhra Pr.)	0	67587	67587	0	13634	13634	0.00	20.17	20.17
2	Board of Sec. Edu. Assam	0	0	0	0	0	0	0.00	0.00	0.00
3	Bihar School Exam. Board	0	0	0	0	0	0	0.00	0.00	0.00
4	Goa Board of Sec.&Hr.SecEdu.	58	0	58	12	0	12	20.69	0.00	20.69
5	Gujarat Hr. Sec. Edu. Board	4300	47	4347	1723	21	1744	40.07	44.68	40.12
6	Board of School Edu. Haryana	0	7024	7024	0	4534	4534	0.00	64.55	64.55
7	H.P. Board of School Edu.	0	135	135	0	40	40	0.00	0.00	29.63
8	J&K Board of School Edu.	0	0	0	0	0	0	0.00	0.00	0.00
9	Karnataka Sec.Edu. Board	0	46564	46564	0	11184	11184	0.00	0.00	0.00
10	Board of Sec.Exam., Kerala*	0	0	0	0	0	0	0.00	0.00	0.00
11	Board of Sec. Edu. (M.P.)	0	7915	7915	0	5729	5729	0.00	72.38	72.38
12	Maharashtra State Board of Sec./Hr. Sec. Education.	0	0	0	0	0	0	0.00	0.00	0.00
13	Board of Sec. Edu. Manipur	74	0	74	28	0	28	37.84	0.00	37.84
14	Meghalaya Bd. Of School Edu.*	0	0	0	0	0	0	0.00	0.00	0.00
15	Mizoram Board of School Edu.!	0	0	0	0	0	0	0.00	0.00	0.00
16	Nagaland Board of Sec. & Hr. Secondary Education.*	0	0	0	0	0	0	0.00	0.00	0.00
17	Board of Sec. Edu., Orissa, Cuttack.	10306	3467	13773	2997	836	3833	29.08	24.11	27.83
18	Punjab Board of School Edu.	0	12261	12261	0	4227	4227	0.00	34.48	34.48
19	Board of Sec. Edu. Rajasthan.	4938	1314	6252	2661	574	3235	53.89	43.68	51.74
20	Bd. of Hr. Sec. & Sec. Exams, TN	0	0	0	0	0	0	0.00	0.00	0.00
21	Tripura Board of Sec. Education	0	0	0	0	0	0	0.00	0.00	0.00
22	Madhyamik Shiksha Parishad, Uttar Pradesh.*	0	0	0	0	0	0	0.00	0.00	0.00
23	West Bengal Board of Sec. Edu	0	0	0	0	0	0	0.00	0.00	0.00
24	Central Board of Sec. Edu. N.D.	5350	525	5875	1745	243	1988	32.62	46.29	33.84
25	Council for Indian School Certificate*	0	0	0	0	0	0	0.00	0.00	0.00
26	National Open School	0	0	0	0	0	0	0.00	0.00	0.00
<b>TOTAL:</b>		<b>25026</b>	<b>146839</b>	<b>171865</b>	<b>9166</b>	<b>41022</b>	<b>50188</b>	<b>36.63</b>	<b>27.94</b>	<b>29.20</b>

! Due to change in academic session Mizoram Board of Secondary Education has not conducted the Secondary examinations.

\* No provision of supplementary examination.

**TABLE - 13 : EXAMINATION RESULTS OF BOARDS - HIGH SCHOOL EXAM. 1999  
(Annual&Supplementary) (Regular & Private) (SCHEDULED CASTES)**

S.No.	Name of the Board	Number of Students						Pass %age		
		Appeared			Passed			Regular	Private	Total
		Regular	Private	Total	Regular	Private	Total			
1	2	3	4	5	6	7	8	9	10	11
1	Board of Sec. Edu. (Andhra Pr.)	66127	44735	110862	28048	22703	50751	42.42	50.75	45.78
2	Board of Sec. Edu. Assam	0	0	0	0	0	0	0.00	0.00	0.00
3	Bihar School Exam. Board	0	0	0	0	0	0	0.00	0.00	0.00
4	Goa Board of Sec.&Hr,SecEdu.	350	0	350	145	0	145	41.43	0.00	41.43
5	Gujarat Hr. Sec. Edu. Board	55416	802	56218	28644	353	28997	51.69	44.01	51.58
6	Board of School Edu. Haryana	21535	7332	28867	11449	9368	20817	53.16	127.77	72.11
7	H.P. Board of School Edu.	15265	2729	17994	7296	1098	8394	47.80	40.23	46.65
8	J&K Board of School Edu.	0	0	0	0	0	0	0.00	0.00	0.00
9	Karnataka Sec.Edu. Board	63865	5690	69555	24983	16655	41638	39.12	292.71	59.86
10	Board of Sec.Exam., Kerala*	40698	8018	48716	14366	3250	17616	35.30	40.53	36.16
11	Board of Sec. Edu. (M.P.)	53214	35623	88837	20263	13509	33772	38.08	37.92	38.02
12	Maharashtra State Board of Sec./Hr. Sec. Education.	260540	13779	274319	106987	2368	109355	41.06	17.19	39.86
13	Board of Sec. Edu. Manipur	539	223	762	226	51	277	41.93	22.87	36.35
14	Meghalaya Bd. Of School Edu.*	105	180	285	84	57	141	80.00	31.67	49.47
15	Mizoram Board of School Edu.†	0	0	0	0	0	0	0.00	0.00	0.00
16	Nagaland Board of Sec.& Hr. Secondary Education.*	97	59	156	94	48	142	96.91	81.36	91.03
17	Board of Sec. Edu.,Orissa, Cuttack.	38092	11700	49792	19302	3597	22899	50.67	30.74	45.99
18	Punjab Board of School Edu.	76492	16713	93205	28512	8444	36956	37.27	50.52	39.65
19	Board of Sec. Edu. Rajasthan.	27640	11023	38663	14884	1897	16781	53.85	17.21	43.40
20	Bd.of Hr. Sec.& Sec. Exams,TN	112508	0	112508	58411	0	58411	51.92	0.00	51.92
21	Tripura Board of Sec.Education	2764	1843	4607	890	728	1618	32.20	39.50	35.12
22	Madhyamik Shiksha Parishad , Uttar Pradesh.*	224746	70039	294785	68768	12782	81550	30.60	18.25	27.66
23	West Bengal Board of Sec.Edu	67743	29033	96776	24674	8225	32899	36.42	28.33	33.99
24	Central Board of Sec.Edu. N.D.	25758	4779	30537	13712	1814	15526	53.23	37.96	50.84
25	Council for Indian School Certificate*	719	0	719	613	0	613	85.26	0.00	85.26
26	National Open School	0	0	0	0	0	0	0.00	0.00	0.00
	<b>TOTAL:</b>	<b>1154213</b>	<b>264300</b>	<b>1418513</b>	<b>472351</b>	<b>106947</b>	<b>579298</b>	<b>40.92</b>	<b>40.46</b>	<b>40.84</b>

† Due to change in academic session Mizoram Board of Secondary Education has not conducted the Secondary examinations.

\* No provision of supplementary examination.

**TABLE - 14: EXAMINATION RESULTS OF BOARDS - HIGH SCHOOL EXAMINATION 1999  
(Annual) - (SCHEDULED TRIBES)**

S.No.	Name of the Board	Number of Students						Pass %age		
		Appeared			Passed			Boys	Girls	Total
		Boys	Girls	Total	Boys	Girls	Total			
2	3	4	5	6	7	8	9	10	11	
1	Board of Sec. Edu. (Andhra Pr.)	19320	7323	26643	6853	2525	9378	35.47	34.48	35.20
2	Board of Sec. Edu. Assam	0	0	0	0	0	0	0.00	0.00	0.00
3	Bihar School Exam. Board	0	0	0	0	0	0	0.00	0.00	0.00
4	Goa Board of Sec.&Hr.SecEdu.	6	4	10	5	4	9	85.34	96.43	90.00
5	Gujarat Hr. Sec. Edu. Board	41473	24355	65828	20080	13132	33212	48.42	53.92	50.45
6	Board of School Edu. Haryana	115	35	150	50	21	71	43.48	60.00	47.33
7	H.P. Board of School Edu.	2691	2110	4801	1493	1009	2502	55.48	47.82	52.11
8	J&K Board of School Edu.	0	0	0	0	0	0	0.00	0.00	0.00
9	Karnataka Sec.Edu. Board	7341	12661	20002	3536	5273	8809	48.17	41.65	44.04
10	Board of Sec.Exam., Kerala*	2908	2860	5768	955	1048	2003	32.84	36.64	34.73
11	Board of Sec. Edu. (M.P.)	43454	28970	72424	11004	9003	20007	25.32	31.08	27.62
12	Maharashtra State Board of Sec./Hr. Sec. Education.	77684	41284	118968	29317	16621	45938	37.74	40.26	38.61
13	Board of Sec. Edu. Manipur	4784	4197	8981	2592	2080	4672	54.18	49.56	52.02
14	Meghalaya Bd. Of School Edu.*	9006	8780	17786	3136	3002	6138	34.82	34.19	34.51
15	Mizoram Board of School Edu.†	0	0	0	0	0	0	0.00	0.00	0.00
16	Nagaland Board of Sec.& Hr. Secondary Education, *	6113	5064	11177	4061	50	4111	66.43	0.99	36.78
17	Board of Sec. Edu.,Orissa, Cuttack	31989	17803	49792	12551	6515	19066	39.24	36.59	38.29
18	Punjab Board of School Edu.‡	0	0	0	0	0	0	0.00	0.00	0.00
19	Board of Sec. Edu. Rajasthan.	42737	9832	52569	16640	4046	20686	38.94	41.15	39.35
20	Bd.of Hr. Sec.&Sec. Exams,TN	1737	1104	2841	918	659	1577	52.85	59.69	55.51
21	Tripura Board of Sec.Education	6126	3481	9607	833	409	1242	13.60	11.75	12.93
22	Madhyamik Shiksha Parishad, Uttar Pradesh.*	9325	3121	12446	2234	1907	4141	23.96	61.10	33.27
23	West Bengal Board of Sec.Edu	9445	6296	15741	3296	2697	5993	34.90	42.83	38.07
24	Central Board of Sec.Edu. N.D.	6234	3904	10138	2638	1485	4123	42.32	38.04	40.67
25	Council for Indian School Certificate*	733	523	1256	617	427	1044	84.17	81.64	83.12
26	National Open School*	0	0	0	0	0	0	0.00	0.00	0.00
<b>TOTAL:</b>		<b>323221</b>	<b>183707</b>	<b>506928</b>	<b>122809</b>	<b>71913</b>	<b>194722</b>	<b>38.00</b>	<b>39.15</b>	<b>38.41</b>

† Due to change in academic session Mizoram Board of Secondary Education has not conducted the Secondary examinations.  
‡ No record of ST students.

**TABLE - 15: EXAMINATION RESULTS OF BOARDS - HIGH SCHOOL EXAMINATION 1999  
( Supplementary ) - (SCHEDULED TRIBES)**

S.No.	Name of the Board	Number of Students						Pass %age		
		Appeared			Passed			Boys	Girls	Total
		Boys	Girls	Total	Boys	Girls	Total			
1	2	3	4	5	6	7	8	9	10	11
1	Board of Sec. Edu. (Andhra Pr.)	12389	4675	17064	2842	1073	3915	22.94	22.95	22.94
2	Board of Sec. Edu. Assam	0	0	0	0	0	0	0.00	0.00	0.00
3	Bihar School Exam. Board	0	0	0	0	0	0	0.00	0.00	0.00
4	Goa Board of Sec.&Hr.SecEdu.	2	1	3	0	0	0	0.00	0.00	0.00
5	Gujarat Hr. Sec. Edu. Board	3077	1731	4808	1151	621	1772	37.41	35.88	36.86
6	Board of School Edu. Haryana	33	13	46	18	9	27	54.55	69.23	58.70
7	H.P. Board of School Edu.	19	37	56	6	7	13	31.58	18.92	23.21
8	J&K Board of School Edu.	0	0	0	0	0	0	0.00	0.00	0.00
9	Karnataka Sec.Edu. Board	11650	0	11650	2908	0	2908	24.96	0.00	24.96
10	Board of Sec.Exam., Kerala*	0	0	0	0	0	0	0.00	0.00	0.00
11	Board of Sec. Edu. (M.P.)	4497	2998	7495	2765	2262	5027	61.49	75.45	67.07
12	Maharashtra State Board of Sec./Hr. Sec. Education.	0	0	0	0	0	0	0.00	0.00	0.00
13	Board of Sec. Edu. Manipur	312	367	679	148	170	318	47.44	48.32	46.83
14	Meghalaya Bd. Of School Edu.*	0	0	0	0	0	0	0.00	0.00	0.00
15	Mizoram Board of School Edu.!	0	0	0	0	0	0	0.00	0.00	0.00
16	Nagaland Board of Sec.& Hr. Secondary Education*	0	0	0	0	0	0	0.00	0.00	0.00
17	Board of Sec. Edu.,Orissa, Cuttack	9202	4571	13773	2415	1418	3833	26.24	31.02	27.83
18	Punjab Board of School Edu.#	0	0	0	0	0	0	0.00	0.00	0.00
19	Board of Sec. Edu. Rajasthan.	5792	1695	7487	2849	880	3729	49.19	51.92	49.81
20	Bd.of Hr. Sec.&Sec. Exams,TN	0	0	0	0	0	0	0.00	0.00	0.00
21	Tripura Board of Sec.Education	0	0	0	0	0	0	0.00	0.00	0.00
22	Madhyamik Shiksha Parishad, Uttar Pradesh.*	0	0	0	0	0	0	0.00	0.00	0.00
23	West Bengal Board of Sec.Edu.	0	0	0	0	0	0	0.00	0.00	0.00
24	Central Board of Sec.Edu. N.D.	2452	1730	4182	1479	1041	2520	0.00	0.00	0.00
25	Council for Indian School Certificate*	0	0	0	0	0	0	0.00	0.00	0.00
26	National Open School	0	0	0	0	0	0	0.00	0.00	0.00
<b>TOTAL:</b>		<b>49425</b>	<b>17818</b>	<b>67243</b>	<b>18581</b>	<b>7481</b>	<b>24062</b>	<b>33.55</b>	<b>41.99</b>	<b>35.78</b>

! Due to change in academic session Mizoram Board of Secondary Education has not conducted the Secondary examinations.

\* No provision of supplementary examinations.

# No record of ST students.

**TABLE - 16: EXAMINATION RESULTS OF BOARDS - HIGH SCHOOL EXAMINATION 1999  
(Annual and Supplementary) - (SCHEDULED TRIBES)**

S.No.	Name of the Board	Number of Students						Pass %age		
		Appeared			Passed			Boys	Girls	Total
		Boys	Girls	Total	Boys	Girls	Total			
1	2	3	4	5	6	7	8	9	10	11
1	Board of Sec. Edu. (Andhra Pr.)	19320	7323	26643	9695	3598	13293	50.18	49.13	49.89
2	Board of Sec. Edu. Assam	0	0	0	0	0	0	0.00	0.00	0.00
3	Bihar School Exam. Board	0	0	0	0	0	0	0.00	0.00	0.00
4	Goa Board of Sec.&Hr.SecEdu.	6	4	10	5	4	9	85.34	96.43	90.00
5	Gujarat Hr. Sec. Edu. Board	41473	24355	65828	21231	13753	34984	51.19	56.47	53.14
6	Board of School Edu. Haryana	115	35	150	68	30	98	59.13	85.71	65.33
7	H.P. Board of School Edu.	2691	2110	4801	1499	1016	2515	55.70	48.15	52.38
8	J&K Board of School Edu.	0	0	0	0	0	0	0.00	0.00	0.00
9	Karnataka Sec.Edu. Board	7341	12661	20002	6444	5273	11717	87.78	41.65	58.58
10	Board of Sec.Exam., Kerala*	2908	2860	5768	955	1048	2003	32.84	36.64	34.73
11	Board of Sec. Edu. (M.P.)	43454	28970	72424	13769	11265	25034	31.69	38.89	34.57
12	Maharashtra State Board of Sec./Hr. Sec. Education.	77684	41284	118968	29317	16621	45938	37.74	40.26	38.61
13	Board of Sec. Edu. Manipur	4784	4197	8981	2740	2250	4990	57.27	53.61	55.56
14	Meghalaya Bd. Of School Edu.*	9006	8780	17786	3136	3002	6138	34.82	34.19	34.51
15	Mizoram Board of School Edu.!	0	0	0	0	0	0	0.00	0.00	0.00
16	Nagaland Board of Sec.& Hr. Secondary Education*	6113	5064	11177	4061	50	4111	66.43	0.99	36.78
17	Board of Sec. Edu.,Orissa, Cuttack	31989	17803	49792	14966	7933	22899	46.78	44.56	45.99
18	Punjab Board of School Edu.#	0	0	0	0	0	0	0.00	0.00	0.00
19	Board of Sec. Edu. Rajasthan.	42737	9832	52569	19489	4926	24415	45.60	50.10	46.44
20	Bd.of Hr. Sec.&Sec. Exams,TN	1737	1104	2841	918	659	1577	52.85	59.69	55.51
21	Tripura Board of Sec.Education	6126	3481	9607	833	409	1242	13.60	11.75	12.93
22	Madhyamik Shiksha Parishad, Uttar Pradesh.*	9325	3121	12446	2234	1907	4141	23.96	61.10	33.27
23	West Bengal Board of Sec.Edu	9445	6296	15741	3296	2697	5993	34.90	42.83	38.07
24	Central Board of Sec.Edu. N.D.	6234	3904	10138	4117	2526	6643	66.04	64.70	65.53
25	Council for Indian School Certificate*	733	523	1256	617	427	1044	84.17	81.64	83.12
26	National Open School	0	0	0	0	0	0	0.00	0.00	0.00
	<b>TOTAL:</b>	<b>323221</b>	<b>183707</b>	<b>506928</b>	<b>129695</b>	<b>75796</b>	<b>205491</b>	<b>40.13</b>	<b>41.26</b>	<b>40.54</b>

! Due to change in academic session Mizoram Board of Secondary Education has not conducted the Secondary examinations.

\* No provision of supplementary examinations.

# No record of ST students.

**TABLE - 17 : EXAMINATION RESULTS OF BOARDS -HIGH SCHOOL EXAMINATION - 1999  
(Reg. & Pvt.) (Annual ) (SCHEDULED TRIBES)**

S.No.	Name of the Board	Number of Students						Pass %age		
		Appeared			Passed			Regula	Private	Total
		Regular	Private	Total	Regular	Private	Total			
1	2	3	4	5	6	7	8	9	10	11
1	Board of Sec. Edu. (Andhra Pr.)	15228	11415	26643	7165	2213	9378	47.05	19.39	35.20
2	Board of Sec. Edu. Assam	0	0	0	0	0	0	0.00	0.00	0.00
3	Bihar School Exam. Board	0	0	0	0	0	0	0.00	0.00	0.00
4	Goa Board of Sec.&Hr.SecEdu.	10	0	10	9	0	9	90.00	0.00	90.00
5	Gujarat Hr. Sec. Edu. Board	64991	837	65828	32806	406	33212	50.48	48.51	50.45
6	Board of School Edu. Haryana	122	28	150	60	11	71	49.18	39.29	47.33
7	H.P. Board of School Edu.	3618	1183	4801	1891	611	2502	52.27	51.65	52.11
8	J&K Board of School Edu.	0	0	0	0	0	0	0.00	0.00	0.00
9	Karnataka Sec.Edu. Board	18991	1011	20002	7265	1544	8809	38.25	0.00	44.04
10	Board of Sec.Exam., Kerala	5010	758	5768	1690	313	2003	33.73	41.29	34.73
11	Board of Sec. Edu. (M.P.)	43955	28469	72424	15020	4987	20007	34.17	17.52	0.00
12	Maharashtra State Board of Sec./Hr. Sec. Education.	115405	3563	118968	45284	654	45938	39.24	18.36	38.61
13	Board of Sec. Edu. Manipur	6452	2529	8981	3725	947	4672	57.73	37.45	52.02
14	Meghalaya Bd. Of School Edu.	4790	12996	17786	3069	3069	6138	64.07	23.61	34*51
15	Mizoram Board of School Edu.	0	0	0	0	0	0	0.00	0.00	0.00
16	Nagaland Board of Sec.& Hr. Secondary Education.	6187	4990	11177	2461	1650	4111	39.78	33.07	36.78
17	Board of Sec. Edu.,Orissa, Cuttack.	38092	11700	49792	16305	2761	19066	42.80	23.60	38.29
18	Punjab Board of School Edu.#	0	0	0	0	0	0	0.00	0.00	0.00
19	Board of Sec. Edu. Rajasthan.	39165	13404	52569	19131	1555	20686	48.85	11.60	39.35
20	Bd.of Hr. Sec.& Sec. Exams,TN	2841	0	2841	1577	0	1577	55.51	0.00	55.51
21	Tripura Board of Sec.Education	5764	3843	9607	696	546	1242	12.07	14.21	12.93
22	Madhyamik Shiksha Parishad, Uttar Pradesh.*	8224	4222	12446	3185	956	4141	38.73	22.64	33.27
23	West Bengal Board of Sec.Edu	9445	6296	15741	3176	2817	5993	33.63	44.74	38.07
24	Central Board of Sec.Edu. N.D.	8565	1573	10138	3673	450	4123	42.88	28.61	40.67
25	Council for Indian School Certificate	1256	0	1256	1044	0	1044	83.12	0.00	83.12
26	National Open School	0	0	0	0	0	0	0.00	0.00	0.00
<b>TOTAL:</b>		<b>398111</b>	<b>108817</b>	<b>506928</b>	<b>169232</b>	<b>25490</b>	<b>194722</b>	<b>42.51</b>	<b>23.42</b>	<b>38.41</b>

! Due to change in academic session Mizoram Board of Secondary Education has not conducted the Secondary examinations.

# No record of ST students.

**TABLE - 18 : EXAMINATION RESULTS OF BOARDS -HIGH SCHOOL EXAMINATION - 1999  
( Supplementary) (Regular & Private) (SCHEDULED TRIBES)**

S.No.	Name of the Board	Number of Students						Pass %age		
		Appeared			Passed			Regular	Private	Total
		Regular	Private	Total	Regular	Private	Total			
1	2	3	4	5	6	7	8	9	10	11
1	Board of Sec. Edu. (Andhra Pr.)	0	17064	17064	0	3915	3915	0.00	22.94	22.94
2	Board of Sec. Edu. Assam	0	0	0	0	0	0	0.00	0.00	0.00
3	Bihar School Exam. Board	0	0	0	0	0	0	0.00	0.00	0.00
4	Goa Board of Sec.&Hr.SecEdu.	3	0	3	0	0	0	0.00	0.00	0.00
5	Gujarat Hr. Sec. Edu. Board	4738	70	4808	1743	29	1772	36.79	41.43	36.86
6	Board of School Edu. Haryana	0	46	46	0	27	27	0.00	58.70	58.70
7	H.P. Board of School Edu.	0	56	56	0	13	13	0.00	23.21	23.21
8	J&K Board of School Edu.	0	0	0	0	0	0	0.00	0.00	0.00
9	Karnataka Sec.Edu. Board	0	11650	11650	0	2908	2908	0.00	24.96	24.96
10	Board of Sec.Exam., Kerala*	0	0	0	0	0	0	0.00	0.00	0.00
11	Board of Sec. Edu. (M.P.)	0	7495	7495	0	5027	5027	0.00	67.07	67.07
12	Maharashtra State Board of Sec./Hr. Sec. Education.	0	0	0	0	0	0	0.00	0.00	0.00
13	Board of Sec. Edu. Manipur	679	0	679	318	0	318	46.83	0.00	46.83
14	Meghalaya Bd. Of School Edu.*	0	0	0	0	0	0	0.00	0.00	0.00
15	Mizoram Board of School Edu.	0	0	0	0	0	0	0.00	0.00	0.00
16	Nagaland Board of Sec.& Hr. Secondary Education*	0	0	0	0	0	0	0.00	0.00	0.00
17	Board of Sec. Edu.,Orissa, Cuttack.	10306	3467	13773	2997	836	3833	29.08	24.11	27.83
18	Punjab Board of School Edu.#	0	0	0	0	0	0	0.00	0.00	0.00
19	Board of Sec. Edu. Rajasthan.	5886	1601	7487	2985	744	3729	50.71	46.47	49.81
20	Bd.of Hr. Sec.& Sec. Exams,TN	0	0	0	0	0	0	0.00	0.00	0.00
21	Tripura Board of Sec.Education	0	0	0	0	0	0	0.00	0.00	0.00
22	Madhyamik Shiksha Parishad, Uttar Pradesh.*	0	0	0	0	0	0	0.00	0.00	0.00
23	West Bengal Board of Sec.Edu	0	0	0	0	0	0	0.00	0.00	0.00
24	Central Board of Sec.Edu. N.D.	3811	371	4182	2348	172	2520	61.61	46.36	60.26
25	Council for Indian School Certificate*	0	0	0	0	0	0	0.00	0.00	0.00
26	National Open School*	0	0	0	0	0	0	0.00	0.00	0.00
<b>TOTAL:</b>		<b>25423</b>	<b>41820</b>	<b>67243</b>	<b>10391</b>	<b>13671</b>	<b>24062</b>	<b>40.87</b>	<b>32.69</b>	<b>35.78</b>

! Due to change in academic session Mizoram Board of Secondary Education has not conducted the Secondary examinations.

\* No provision of supplementary examinations.

# No record of ST students.

**TABLE - 19 : EXAMINATION RESULTS OF BOARDS -HIGH SCHOOL EXAMINATION - 1999  
(Reg. & Pvt.) (Annual & Supplementary) (SCHEDULED TRIBES)**

S.No.	Name of the Board	Number of Students						Pass %age		
		Appeared			Passed			Regular	Private	Total
		Regular	Private	Total	Regular	Private	Total			
1	2	3	4	5	6	7	8	9	10	11
1	Board of Sec. Edu. (Andhra Pr.)	15228	11415	26643	7165	6128	13293	47.05	53.68	49.89
2	Board of Sec. Edu. Assam	0	0	0	0	0	0	0.00	0.00	0.00
3	Bihar School Exam. Board	0	0	0	0	0	0	0.00	0.00	0.00
4	Goa Board of Sec.&Hr.SecEdu.	10	0	10	9	0	9	90.00	0.00	90.00
5	Gujarat Hr. Sec. Edu. Board	64991	837	65828	34549	435	34984	53.16	51.97	53.14
6	Board of School Edu. Haryana	122	28	150	60	38	98	49.18	135.71	65.33
7	H.P. Board of School Edu.	3618	1183	4801	1891	624	2515	52.27	52.75	52.38
8	J&K Board of School Edu.	0	0	0	0	0	0	0.00	0.00	0.00
9	Karnataka Sec.Edu. Board	18991	1011	20002	7265	4452	11717	38.25	440.36	58.58
10	Board of Sec.Exam., Kerala	5010	758	5768	1690	313	2003	33.73	41.29	34.73
11	Board of Sec. Edu. (M.P.)	43955	28469	72424	15020	10014	25034	34.17	35.18	34.57
12	Maharashtra State Board of Sec./Hr. Sec. Education.	115405	3563	118968	45284	654	45938	39.24	18.36	38.64
13	Board of Sec. Edu. Manipur	6452	2529	8981	4043	947	4990	62.66	37.45	55.56
14	Meghalaya Bd. Of School Edu.	4790	12996	17786	3069	3069	6138	64.07	23.61	34.51
15	Mizoram Board of School Edu.	0	0	0	0	0	0	0.00	0.00	0.00
16	Nagaland Board of Sec.& Hr. Secondary Education, Kohima.	6187	4990	11177	2461	1650	4111	39.78	33.07	36.78
17	Board of Sec. Edu.,Orissa, Cuttack.	38092	11700	49792	19302	3597	22899	50.67	30.74	45.99
18	Punjab Board of School Edu.#	0	0	0	0	0	0	0.00	0.00	0.00
19	Board of Sec. Edu. Rajasthan.	39165	13404	52569	22116	2299	24415	56.47	17.15	48.44
20	Bd.of Hr. Sec.& Sec. Exams,TN	2841	0	2841	1577	0	1577	55.51	0.00	55.51
21	Tripura Board of Sec.Education	5764	3843	9607	696	546	1242	12.07	14.21	12.93
22	Madhyamik Shiksha Parishad, Uttar Pradesh.	8224	4222	12446	3185	956	4141	38.73	22.64	33.27
23	West Bengal Board of Sec.Edu	9445	6296	15741	3176	2817	5993	33.63	44.74	38.07
24	Central Board of Sec.Edu. N.D.	8565	1573	10138	6021	622	6643	70.30	39.54	65.53
25	Council for Indian School Certificate*	1256	0	1256	1044	0	1044	83.12	0.00	83.12
26	National Open School*	0	0	0	0	0	0	0.00	0.00	0.00
<b>TOTAL:</b>		<b>398111</b>	<b>108817</b>	<b>506928</b>	<b>172458</b>	<b>33033</b>	<b>205491</b>	<b>43.32</b>	<b>30.36</b>	<b>40.54</b>

! Due to change in academic session Mizoram Board of Secondary Education has not conducted the Secondary examinations.

\* No provision of supplementary examinations.

# No record of ST students.



**SECTION – 2**

**SECONDARY/ HIGH SCHOOL  
EXAMINATION - 2000**

**TABLE - 1 : EXAMINATION RESULTS OF BOARDS - HIGH SCHOOL EXAMINATION - 2000  
(Annual)**

S.No.	Name of the Board	Number of Students						Pass %age		
		Appeared			Passed			Boys	Girls	Total
		Boys	Girls	Total	Boys	Girls	Total			
1	2	3	4	5	6	7	8	9	10	11
1	Board of Sec. Edu. (Andhra Pr.)	547750	334465	882215	242302	163809	406111	44.24	48.98	46.03
2	Board of Sec. Edu. Assam	176263	163628	339891	69452	48533	117985	39.40	29.66	34.71
3	Bihar School Exam. Board	490379	210163	700542	279045	131315	410360	56.90	62.48	58.58
4	Goa Board of Sec.&Hr.SecEdu.	8382	8062	16444	5595	5341	10936	66.75	66.25	66.50
5	Gujarat Hr. Sec. Edu. Board	389483	226101	595584	205506	145019	350525	55.62	64.14	58.85
6	Board of School Edu. Haryana	167490	102809	270299	109944	14050	123994	65.64	13.67	45.87
7	H.P. Board of School Edu.	73296	62228	135524	36854	42914	79768	50.28	68.96	58.86
8	J&K Board of School Edu.	68454	26248	94702	16143	4465	20608	23.58	17.01	21.76
9	Karnataka Sec.Edu. Board	260799	208425	469224	178944	110963	289907	68.61	53.24	61.78
10	Board of Sec.Exam., Kerala	297000	263541	560541	164242	144242	308484	55.30	54.73	55.03
11	Board of Sec. Edu. (M.P.)	488658	518670	1007328	201499	111946	313445	41.24	21.58	31.12
12	Maharashtra State Board of Sec./Hr. Sec. Education	853836	561438	1415274	409164	295371	704535	47.92	52.61	49.78
13	Board of Sec. Edu. Manipur	17120	17503	34623	7205	6251	13456	42.09	35.71	38.86
14	Meghalaya Bd. Of School Edu.	12135	12898	25033	5033	4584	9617	41.48	35.54	38.42
15	Mizoram Board of School Edu.	5977	6157	12134	2257	1818	4075	37.76	29.53	33.58
16	Nagaland Board of Sec.& Hr. Secondary Education Kohima	6624	5536	12160	3429	2477	5906	51.77	44.74	48.57
17	Board of Sec. Edu.,Orissa, Cuttack.	216560	160080	376640	83717	59836	143553	38.66	37.38	38.11
18	Punjab Board of School Edu.	246132	146816	392948	121123	74873	195996	49.21	51.00	49.88
19	Board of Sec. Edu. Rajasthan.	306029	114204	420233	143558	59583	203141	46.91	52.17	48.34
20	Bd.of Hr. Sec.& Sec. Exams,TN	399591	290151	689742	194112	198785	392897	48.58	68.51	56.96
21	Tripura Board of Sec.Education	18182	14875	33057	8844	5420	14264	48.64	36.44	43.15
22	Madhyamik Shiksha Parishad, Uttar Pradesh	1613145	565025	2178170	394669	266640	661309	24.47	47.19	30.36
23	West Bengal Board of Sec.Edu	318141	230129	548270	207473	139440	346913	65.21	60.59	63.27
24	Central Board of Sec.Edu. N.D.	267195	199795	466990	175189	130101	305290	65.57	65.12	65.37
25	Council for Indian School Certificate	36690	27450	64140	34645	26278	60923	94.43	95.73	94.98
26	National Open School	66858	32090	98948	20292	11574	31866	30.35	36.07	32.20
<b>TOTAL:</b>		<b>7332169</b>	<b>4508487</b>	<b>11840656</b>	<b>3320236</b>	<b>2205628</b>	<b>5525864</b>	<b>45.28</b>	<b>48.92</b>	<b>46.67</b>

**TABLE - 2 : EXAMINATION RESULTS OF BOARDS - HIGH SCHOOL EXAM- 2000  
(SUPPLEMENTARY)**

S.No.	Name of the Board	Number of Students						Pass %age		
		Appeared			Passed			Boys	Girls	Total
		Boys	Girls	Total	Boys	Girls	Total			
1	2	3	4	5	6	7	8	9	10	11
1	Board of Sec. Edu. (Andhra Pr.)	310904	173417	484321	60664	37723	98387	19.51	21.75	20.31
2	Board of Sec. Edu. Assam	11827	10917	22744	6778	5326	12104	57.31	48.79	53.22
3	Bihar School Exam. Board	45030	23197	68227	20503	16775	37278	45.53	72.32	54.64
4	Goa Board of Sec.&Hr.SecEdu.	0	0	0	0	0	0	0.00	0.00	0.00
5	Gujarat Hr. Sec. Edu. Board	26076	14135	40211	12013	6562	18575	46.07	46.42	46.19
6	Board of School Edu. Haryana	49461	20565	70026	29721	14458	44179	60.09	70.30	63.09
7	H.P. Board of School Edu.	14680	14106	28786	7895	11168	19063	53.78	79.17	66.22
8	J&K Board of School Edu.	0	0	0	0	0	0	0.00	0.00	0.00
9	Karnataka Sec.Edu. Board	237656	125711	363367	53324	33746	87070	22.44	26.84	23.96
10	Board of Sec.Exam., Kerala *	0	0	0	0	0	0	0.00	0.00	0.00
11	Board of Sec. Edu. (M.P.)	42688	22256	64944	30221	16332	46553	70.80	73.38	71.68
12	Maharashtra State Board of Sec./ Hr. Secy. Education.	67855	35589	103444	8702	5375	14077	12.82	15.10	13.61
13	Board of Sec. Edu. Manipur	4237	4342	8579	2549	2688	5237	60.16	61.91	61.04
14	Meghalaya Bd. Of School Edu.	0	0	0	0	0	0	0.00	0.00	0.00
15	Mizoram Board of School Edu.	942	1023	1965	410	418	828	43.52	40.86	42.14
16	Nagaland Board of Sec.& Hr.Secondary Education,	0	0	0	0	0	0	0.00	0.00	0.00
17	Board of Sec. Edu.,Orissa, Cuttack.	48429	31289	79718	13611	10337	23948	28.11	33.04	30.04
18	Punjab Board of School Edu.	50315	19124	69439	29134	10614	39748	57.90	55.50	57.24
19	Board of Sec. Edu. Rajasthan.	49275	19784	69059	22447	9721	32168	45.55	49.14	46.58
20	Bd.of Hr. Sec.& Sec. Exams,TN	0	0	0	0	0	0	0.00	0.00	0.00
21	Tripura Board ofSec.Education	0	0	0	0	0	0	0.00	0.00	0.00
22	Madhyamik Shiksha Parishad, Uttar Pradesh, *	0	0	0	0	0	0	0.00	0.00	0.00
23	West Bengal Board of Sec.Edu	35456	27364	62820	21457	17348	38805	60.52	63.40	61.77
24	Central Board of Sec.Edu. N.D.	53381	45623	99004	24183	19896	44079	45.30	43.61	44.52
25	Council for Indian School Certificate*	0	0	0	0	0	0	0.00	0.00	0.00
26	National Open School *	0	0	0	0	0	0	0.00	0.00	0.00
<b>TOTAL:</b>		<b>1048212</b>	<b>588442</b>	<b>1636654</b>	<b>343612</b>	<b>218487</b>	<b>562099</b>	<b>32.78</b>	<b>37.13</b>	<b>34.34</b>

\* No provision of supplementary examination.

**TABLE - 3 : EXAMINATION RESULTS OF BOARDS - HIGH SCHOOL EXAM 2000  
(ANNUAL & SUPPLEMENTARY)**

S.No.	Name of the Board	Number of Students						Pass %age		
		Appeared			Passed			Boys	Girls	Total
		Boys	Girls	Total	Boys	Girls	Total			
1	2	3	4	5	6	7	8	9	10	11
1	Board of Sec. Edu. (Andhra Pr.)	547750	334465	882215	302966	201532	504498	55.31	60.26	57.19
2	Board of Sec. Edu. Assam	176263	163628	339891	76230	53859	130089	43.25	32.92	38.27
3	Bihar School Exam. Board	490379	210163	700542	299548	148090	447638	61.08	70.46	63.90
4	Goa Board of Sec.&Hr.SecEdu.	8382	8062	16444	5595	5341	10936	66.75	66.25	66.50
5	Gujarat Hr. Sec. Edu. Board	369483	226101	595584	217519	151581	369100	58.87	67.04	61.97
6	Board of School Edu. Haryana	167490	102809	270299	139665	28508	168173	83.39	27.73	62.22
7	H.P. Board of School Edu.	73296	62228	135524	44749	54082	98831	61.05	86.91	72.93
8	J&K Board of School Edu.	68454	26248	94702	16143	4465	20608	23.58	17.01	21.76
9	Karnataka Sec.Edu. Board	260799	208425	469224	232268	144709	376977	89.06	69.43	80.34
10	Board of Sec.Exam., Kerala *	297000	263541	560541	164242	144242	308484	55.30	54.73	55.03
11	Board of Sec. Edu. (M.P.)	488658	518670	1007328	231720	128278	359998	47.42	24.73	35.74
12	Maharashtra State Board of Sec./ Hr. Secy. Education.	853836	561438	1415274	417866	300746	718612	48.94	53.57	50.78
13	Board of Sec. Edu. Manipur	17120	17503	34623	9754	8939	18693	56.97	51.07	53.99
14	Meghalaya Bd. Of School Edu.	12135	12898	25033	5033	4584	9617	41.48	35.54	38.42
15	Mizoram Board of School Edu.	5977	6157	12134	2667	2236	4903	44.62	36.32	40.41
16	Nagaland Board of Sec. & Hr.Secondary Education,	6624	5536	12160	3429	2477	5906	51.77	44.74	48.57
17	Board of Sec. Edu.,Orissa, Cuttack.	216560	160080	376640	97328	70173	167501	44.94	43.84	44.47
18	Punjab Board of School Edu.	246132	146816	392948	150257	85487	235744	61.05	58.23	59.99
19	Board of Sec. Edu. Rajasthan.	306029	114204	420233	166005	69304	235309	54.24	60.68	55.99
20	Bd.of Hr. Sec.& Sec. Exams,TN	399591	290151	689742	194112	198785	392897	48.58	68.51	56.96
21	Tripura Board of Sec.Education	18182	14875	33057	8844	5420	14264	48.64	36.44	43.15
22	Madhyamik Shiksha Parishad, Uttar Pradesh. *	1613145	565025	2178170	394669	266640	661309	24.47	47.19	30.36
23	West Bengal Board of Sec.Edu	318141	230129	548270	228930	156788	385718	71.96	68.13	70.35
24	Central Board of Sec.Edu. N.D.	267195	199795	466990	199372	149997	349369	74.62	75.08	74.81
25	Council for Indian School Certificate	36690	27450	64140	34645	26278	60923	94.43	95.73	94.98
26	National Open School *	66858	32090	98948	20292	11574	31866	30.35	36.07	32.20
<b>TOTAL:</b>		<b>7332169</b>	<b>4508487</b>	<b>11840658</b>	<b>3663848</b>	<b>2424115</b>	<b>6087963</b>	<b>49.97</b>	<b>53.77</b>	<b>51.42</b>

\* No provision of supplementary.

**TABLE - 4 : EXAMINATION RESULTS OF BOARDS - HIGH SCHOOL EXAMINATION - 2000**  
(Annual) (Regular & Private)

S.No.	Name of the Board	Number of Students						Pass %age		
		Appeared			Passed			Regular	Private	Total
		Regular	Private	Total	Regular	Private	Total			
1	2	3	4	5	6	7	8	9	10	11
1	Board of Sec. Edu. (Andhra Pr.)	514641	367574	882215	283638	122473	406111	55.11	33.32	46.03
2	Board of Sec. Edu. Assam	140504	199387	339891	58584	59401	117985	41.70	29.79	34.71
3	Bihar School Exam. Board	420325	280217	700542	225698	184662	410360	53.70	65.90	58.58
4	Goa Board of Sec.&Hr.SecEdu.	16411	33	16444	10934	2	10936	66.63	6.06	66.50
5	Gujarat Hr. Sec. Edu. Board	588438	7146	595584	347576	2949	350525	59.07	41.27	58.85
6	Board of School Edu. Haryana	226062	44237	270299	104035	19959	123994	46.02	45.12	45.87
7	H.P. Board of School Edu.	121957	13567	135524	77212	2556	79768	63.31	18.84	58.86
8	J&K Board of School Edu.	56821	37881	94702	11334	9274	20608	19.95	24.48	21.76
9	Karnataka Sec.Edu. Board	460373	8851	469224	288726	1181	289907	62.72	13.34	61.78
10	Board of Sec.Exam., Kerala	224216	336325	560541	169666	138818	308484	75.67	41.27	55.03
11	Board of Sec. Edu. (M.P.)	980588	26740	1007328	301499	11946	313445	30.75	44.67	31.12
12	Maharashtra State Board of Sec./Hr. Sec. Education.	1348659	66615	1415274	691998	12537	704535	51.31	18.82	49.78
13	Board of Sec. Edu. Manipur	26767	7856	34623	10581	1705	13456	39.53	21.70	38.86
14	Meghalaya Bd. Of School Edu.	6648	18385	25033	5253	4364	9617	79.02	23.74	38.42
15	Mizoram Board of School Edu.	11090	1044	12134	3925	150	4075	35.39	14.37	33.58
16	Nagaland Board of Sec. & Hr. Secondary Education.	7660	4500	12160	4250	1656	5906	55.48	36.80	48.57
17	Board of Sec. Edu., Orissa, Cuttack.	295314	81326	376640	114079	29474	143553	38.63	36.24	38.11
18	Punjab Board of School Edu.	307949	84999	392948	161824	34172	195996	52.55	40.20	49.88
19	Board of Sec. Edu. Rajasthan.	311579	108654	420233	185428	17713	203141	59.51	18.30	48.34
20	Bd.of Hr. Sec.& Sec. Exams,TN	689742	0	689742	392897	0	392897	56.96	0.00	56.96
21	Tripura Board of Sec.Education	18441	14616	33057	10486	3778	14264	56.86	25.85	43.15
22	Madhyamik Shiksha Parishad Uttar Pradesh.	1639958	538212	2178170	523576	137733	661309	31.93	25.59	30.36
23	West Bengal Board of Sec.Edu	413338	134932	548270	291234	55679	346913	70.46	41.26	63.27
24	Central Board of Sec.Edu. N.D.	404789	62201	466990	286858	18432	305290	70.87	29.63	65.37
25	Council for Indian School Certificate	64140	0	64140	60923	0	60923	94.98	0.00	94.98
26	National Open School	0	98948	98948	0	31866	31866	0.00	32.20	32.20
	<b>TOTAL:</b>	<b>9296410</b>	<b>2544246</b>	<b>11840656</b>	<b>4622214</b>	<b>902480</b>	<b>5525864</b>	<b>49.72</b>	<b>35.47</b>	<b>46.67</b>

Results of Secondary, Higher Secondary and Intermediate/PUC Examinations, 1999 and 2000

**TABLE - 5 : EXAMINATION RESULTS OF BOARDS - HIGH SCHOOL EXAMINATION - 2000**  
(Supplementary) (Regular & Private)

S.No.	Name of the Board	Number of Students						Pass %age		
		Appeared			Passed			Regular	Private	Total
		Regular	Private	Total	Regular	Private	Total			
1	2	3	4	5	6	7	8	9	10	11
1	Board of Sec. Edu. (Andhra Pr.)	0	484321	484321	0	98387	98387	0.00	20.31	20.31
2	Board of Sec. Edu. Assam	9098	13646	22744	7262	4842	12104	79.82	35.48	53.22
3	Bihar School Exam. Board	27291	40936	68227	22367	14911	37278	81.96	36.43	54.64
4	Goa Board of Sec.&Hr.SecEdu.	0	0	0	0	0	0	0.00	0.00	0.00
5	Gujarat Hr. Sec. Edu. Board	39467	744	40211	18214	361	18575	46.15	48.52	46.19
6	Board of School Edu. Haryana	28010	42016	70026	24298	19881	44179	86.75	47.32	63.09
7	H.P. Board of School Edu.	0	28786	28786	0	19063	19063	0.00	66.22	66.22
8	J&K Board of School Edu.	0	0	0	0	0	0	0.00	0.00	0.00
9	Karnataka Sec.Edu. Board	363367	0	363367	87070	0	87070	23.96	0.00	23.96
10	Board of Sec.Exam., Kerala *	0	0	0	0	0	0	0.00	0.00	0.00
11	Board of Sec. Edu. (M.P.)	55738	9206	64944	39233	7320	46553	70.39	79.51	71.68
12	Maharashtra State Board of Sec./ Hr. Sec. Education.	97852	5592	103444	13569	508	14077	13.87	9.08	13.61
13	Board of Sec. Edu. Manipur	3432	5147	8579	2880	2357	5237	83.92	45.79	61.04
14	Meghalaya Bd. Of School Edu. *	0	0	0	0	0	0	0.00	0.00	0.00
15	Mizoram Board of School Edu.	1965	0.00	1965	828	0	828	42.14	0.00	42.14
16	Nagaland Board of Sec.& Hr.Secondary Education *	0	0	0	0	0	0	0.00	0.00	0.00
17	Board of Sec. Edu.,Orissa, Cuttack.	75809	3909	79718	22758	1190	23948	30.02	30.44	30.04
18	Punjab Board of School Edu.	0	69439	69439	0	39748	39748	0.00	57.24	57.24
19	Board of Sec. Edu. Rajasthan.	51530	17529	69059	25017	7151	32168	48.55	40.80	46.58
20	Bd.of Hr. Sec.& Sec. Exams,TN	0	0	0	0	0	0	0.00	0.00	0.00
21	Tripura Board of Sec.Education	0	0	0	0	0	0	0.00	0.00	0.00
22	Madhyamik Shiksha Parishad, Uttar Pradesh. *	0	0	0	0	0	0	0.00	0.00	0.00
23	West Bengal Board of Sec.Edu	25128	37692	62820	21343	17462	38805	84.94	46.33	61.77
24	Central Board of Sec.Edu. N.D.	84813	14191	99004	38177	5902	44079	45.01	41.59	44.52
25	Council for Indian School Certificate *	0	0	0	0	0	0	0.00	0.00	0.00
26	National Open School	0	0	0	0	0	0	0.00	0.00	0.00
<b>TOTAL:</b>		<b>863500</b>	<b>773154</b>	<b>1636654</b>	<b>323016</b>	<b>239083</b>	<b>562099</b>	<b>37.41</b>	<b>30.92</b>	<b>34.34</b>

\* No provision of supplementary examination.

**TABLE - 6 : EXAMINATION RESULTS OF BOARDS - HIGH SCHOOL EXAMINATION - 2000**  
(Annual & Supplementary) (Regular & Private)

S.No.	Name of the Board	Number of Students						Pass %age		
		Appeared			Passed			Regular	Private	Total
		Regular	Private	Total	Regular	Private	Total			
1	2	3	4	5	6	7	8	9	10	11
1	Board of Sec. Edu. (Andhra Pr.)	514641	367574	882215	283638	220860	504498	55.11	60.09	57.19
2	Board of Sec. Edu. Assam	140504	199387	339891	65846	64243	130089	46.86	32.22	38.27
3	Bihar School Exam. Board	420325	280217	700542	248065	199573	447638	59.02	71.22	63.90
4	Goa Board of Sec.&Hr.SecEdu.	16411	33	16444	10934	2	10936	66.63	6.06	66.50
5	Gujarat Hr. Sec. Edu. Board	588438	7146	595584	365790	3310	369100	62.16	46.32	61.97
6	Board of School Edu. Haryana	226062	44237	270299	128333	39840	168173	56.77	90.06	62.22
7	H.P. Board of School Edu.	121957	13567	135524	77212	21619	98831	63.31	159.35	72.93
8	J&K Board of School Edu.	56821	37881	94702	11334	9274	20608	19.95	24.48	21.76
9	Karnataka Sec.Edu. Board	460373	8851	469224	375796	1181	376977	81.63	13.34	80.34
10	Board of Sec.Exam., Kerala *	224216	336325	560541	169666	138818	308484	75.67	41.27	55.03
11	Board of Sec. Edu. (M.P.)	980588	26740	1007328	340732	19266	359998	34.75	72.05	35.74
12	Maharashtra State Board of Sec./ Hr. Sec. Education.	1348659	66615	1415274	705567	13045	718612	52.32	19.58	50.78
13	Board of Sec. Edu. Manipur	26767	7856	34623	13461	4062	18693	50.29	51.71	53.99
14	Meghalaya Bd. Of School Edu. *	6648	18385	25033	5253	4364	9617	79.02	23.74	38.42
15	Mizoram Board of School Edu.	11090	1044	12134	4753	150	4903	42.86	14.37	40.41
16	Nagaland Board of Sec.& Hr.Secondary Education *	7660	4500	12160	4250	1656	5906	55.48	36.80	48.57
17	Board of Sec. Edu.,Orissa, Cuttack.	295314	81326	376640	136837	30664	167501	46.34	37.71	44.47
18	Punjab Board of School Edu.	307949	84999	392948	161824	73920	235744	52.55	86.97	59.99
19	Board of Sec. Edu. Rajasthan.	311579	108654	420233	210445	24864	235309	67.54	22.88	55.99
20	Bd.of Hr. Sec.& Sec. Exams,TN	689742	0	689742	392897	0	392897	56.96	0.00	56.96
21	Tripura Board of Sec.Education	18441	14616	33057	10486	3778	14264	56.86	25.85	43.15
22	Madhyamik Shiksha Parishad, Uttar Pradesh. *	1639958	538212	2178170	523576	137733	661309	31.93	25.59	30.36
23	West Bengal Board of Sec.Edu	413338	134932	548270	312577	73141	385718	75.62	54.21	70.35
24	Central Board of Sec.Edu. N.D.	404789	62201	466990	325035	24334	349369	80.30	39.12	74.81
25	Council for Indian School Certificate*	64140	0	64140	60923	0	60923	94.98	0.00	94.98
26	National Open School*	0	98948	98948	0	31866	31866	0.00	32.20	32.20
<b>TOTAL:</b>		<b>9296410</b>	<b>2544246</b>	<b>11840656</b>	<b>4945230</b>	<b>1141563</b>	<b>6087963</b>	<b>53.20</b>	<b>44.87</b>	<b>51.42</b>

\* No provision of supplementary examination.

**TABLE - 7 : EXAMINATION RESULTS OF BOARDS - HIGH SCHOOL EXAMINATION 2000  
(ANNUAL & SUPPLEMENTARY) (DIVISION-WISE)**

S.No.	Name of the Board	Total Passed	DIVISION			Percentage		
			I	II	III @	I	II	III
1	2	3	4	5	6	7	8	9
1	Board of Sec. Edu. (Andhra Pr.)	504498	144288	94778	265432	28.60	18.79	52.61
2	Board of Sec. Edu. Assam	130089	7812	23219	99058	6.01	17.85	76.15
3	Bihar School Exam. Board	447638	0	0	0	0.00	0.00	0.00
4	Goa Board of Sec.&Hr.SecEdu.	10936	3141	3452	4343	28.72	31.57	39.71
5	Gujarat Hr. Sec. Edu. Board	369100	0	0	0	0.00	0.00	0.00
6	Board of School Edu. Haryana	168173	0	0	0	0.00	0.00	0.00
7	H.P. Board of School Edu.	98831	3413	12483	82935	3.45	12.63	83.92
8	J&K Board of School Edu.	20608	0	0	0	0.00	0.00	0.00
9	Karnataka Sec.Edu. Board	376977	86930	70149	219898	23.06	18.61	58.33
10	Board of Sec.Exam., Kerala	308484	0	0	0	0.00	0.00	0.00
12	Board of Sec. Edu. (M.P.)	718612	203832	347439	167341	28.36	48.35	23.29
11	Maharashtra State Board of Sec./Hr. Secy. Education.	359998	65282	147079	147637	18.13	40.86	41.01
13	Board of Sec. Edu. Manipur	18693	0	0	0	0.00	0.00	0.00
14	Meghalaya Bd. Of School Edu.	9617	491	2569	6557	5.11	26.71	68.18
15	Mizoram Board of School Edu.	4903	426	869	3608	8.69	17.72	73.59
16	Nagaland Board of Sec.& Hr. Secondary Education, Kohima	5906	648	1373	3885	10.97	23.25	65.78
17	Board of Sec. Edu.,Orissa, Cuttack.	167501	24381	47353	95767	14.56	28.27	57.17
18	Punjab Board of School Edu.	235744	23042	62975	149727	9.77	26.71	63.51
19	Board of Sec. Edu. Rajasthan.	235309	35242	81832	118235	14.98	34.78	50.25
20	Bd.of Hr. Sec.& Sec. Exams,TN \$	392897	0	0	0	0.00	0.00	0.00
21	Tripura Board of Sec.Education	14264	1020	3066	10178	7.15	21.49	71.35
22	Madhyamik Shiksha Parishad, Uttar Pradesh	661309	44488	435227	181594	6.73	65.81	27.46
23	West Bengal Board of Sec.Edu.	385718	82127	155845	147746	21.29	40.40	38.30
24	Central Board of Sec.Edu. N.D*	349369	0	0	0	0.00	0.00	0.00
25	Council for Indian School Cert.*	60923	0	0	0	0.00	0.00	0.00
26	National Open School *	31866	0	0	0	0.00	0.00	0.00
	<b>TOTAL:</b>	<b>6087963</b>	<b>582275</b>	<b>1394930</b>	<b>3626434</b>	<b>9.56</b>	<b>22.91</b>	<b>59.57</b>

\*Grading System.

\$No provision of Division.

@ Students passed in supplementary examination has been shown in III division.



**TABLE - 8 : EXAMINATION RESULTS OF BOARDS - HIGH SCHOOL EXAM 2000  
(Annual) (SCHEDULED CASTES)**

S.No.	Name of the Board	Number of Students						Pass %age		
		Appeared			Passed			Boys	Girls	Total
		Boys	Girls	Total	Boys	Girls	Total			
1	2	3	4	5	6	7	8	9	10	11
1	Board of Sec. Edu. (Andhra Pr.)	78296	43707	122003	27582	16111	43693	35.23	36.86	35.81
2	Board of Sec. Edu. Assam	7876	5924	13800	3049	1533	4582	38.71	25.88	33.20
3	Bihar School Exam. Board	0	0	0	0	0	0	0.00	0.00	0.00
4	Goa Board of Sec.&Hr.SecEdu.	126	109	235	73	72	145	57.94	66.06	61.70
5	Gujarat Hr. Sec. Edu. Board	40639	21503	62142	19284	11827	31111	47.45	55.00	50.06
6	Board of School Edu. Haryana	0	0	0	0	0	0	0.00	0.00	0.00
7	H.P. Board of School Edu.	4198	3503	7701	3123	1901	5024	74.39	54.27	65.24
8	J&K Board of School Edu.	0	0	0	0	0	0	0.00	0.00	0.00
9	Karnataka Sec.Edu. Board	59725	48866	108591	15968	15490	31458	26.74	31.70	28.97
10	Board of Sec.Exam., Kerala	24514	19489	44003	9862	8144	18006	40.23	41.79	40.92
12	Board of Sec. Edu. (M.P.)	74987	26513	101500	26498	11045	37543	35.34	41.66	36.99
11	Maharashtra State Board of Sec./Hr. Sec. Education.	178671	109017	287688	57566	37828	95394	32.22	34.70	33.16
13	Board of Sec. Edu. Manipur	417	530	947	226	246	472	54.20	46.42	49.84
14	Meghalaya Bd. Of School Edu.	137	108	245	80	62	142	58.39	57.41	57.96
15	Mizoram Board of School Edu.	1595	1448	3043	443	173	616	27.77	11.95	20.24
16	Nagaland Board of Sec.& Hr. Secondary Education	85	61	146	67	33	100	78.82	54.10	68.49
17	Board of Sec. Edu.,Orissa Cuttack.	33954	20562	54516	10201	5695	15896	30.04	27.70	29.16
18	Punjab Board of School Edu.	85688	17031	102719	38831	5924	44755	45.32	34.78	43.57
19	Board of Sec. Edu. Rajasthan.	30897	5919	36816	10758	2124	12882	34.82	35.88	34.99
20	Bd.of Hr. Sec.& Sec. Exams,TN	69610	63903	133513	37910	37514	75424	54.46	58.70	56.49
21	Tripura Board of Sec.Education	3021	1932	4953	1421	767	2188	47.04	39.70	44.18
22	Madhyamik Shiksha Parishad Uttar Pradesh.	326931	84942	411873	60662	35526	96188	18.55	41.82	23.35
23	West Bengal Board of Sec.Edu	58066	38710	96776	18094	14804	32898	31.16	38.24	33.99
24	Central Board of Sec.Edu. N.D.	18593	13986	32579	9265	6024	15289	49.83	43.07	46.93
25	Council for Indian School Certificate	560	301	861	494	277	771	68.21	92.03	69.53
26	National Open School	10778	3657	14435	2490	1079	3569	23.10	29.51	24.72
<b>TOTAL:</b>		<b>1109364</b>	<b>531721</b>	<b>1641085</b>	<b>326365</b>	<b>198088</b>	<b>524453</b>	<b>29.42</b>	<b>37.25</b>	<b>31.96</b>

**TABLE - 9 : EXAMINATION RESULTS OF BOARDS - HIGH SCHOOL EXAM 2000  
(Supplementary) (SCHEDULED CASTES)**

S.No.	Name of the Board	Number of Students						Pass %age		
		Appeared			Passed			Boys	Girls	Total
		Boys	Girls	Total	Boys	Girls	Total			
1	2	3	4	5	6	7	8	9	10	11
1	Board of Sec. Edu. (Andhra Pr.)	0	0	0	0	0	0	0.00	0.00	0.00
2	Board of Sec. Edu. Assam	0	0	0	0	0	0	0.00	0.00	0.00
3	Bihar School Exam. Board	0	0	0	0	0	0	0.00	0.00	0.00
4	Goa Board of Sec.&Hr.SecEdu.	31	27	58	5	4	9	16.13	14.81	15.52
5	Gujarat Hr. Sec. Edu. Board	3418	1649	5067	1407	671	2078	41.16	40.69	41.01
6	Board of School Edu. Haryana	0	0	0	0	0	0	0.00	0.00	0.00
7	H.P. Board of School Edu.	0	0	0	0	0	0	0.00	0.00	0.00
8	J&K Board of School Edu.	0	0	0	0	0	0	0.00	0.00	0.00
9	Karnataka Sec.Edu. Board	21619	17688	39307	2927	1951	4878	13.54	11.03	12.41
10	Board of Sec.Exam., Kerala*	0	0	0	0	0	0	0.00	0.00	0.00
12	Board of Sec. Edu. (M.P.)	5471	2701	8172	4562	1885	6447	83.39	69.79	78.89
11	Maharashtra State Board of Sec./Hr. Sec. Education.	0	0	0	0	0	0	0.00	0.00	0.00
13	Board of Sec. Edu. Manipur	91	112	203	45	55	100	49.45	49.11	49.26
14	Meghalaya Bd. Of School Edu.*	0	0	0	0	0	0	0.00	0.00	0.00
15	Mizoram Board of School Edu.	128	227	355	43	79	122	33.59	34.80	34.37
16	Nagaland Board of Sec.& Hr. Secondary Education.*	0	0	0	0	0	0	0.00	0.00	0.00
17	Board of Sec. Edu.,Orissa, Cuttack.	8093	4345	12438	2048	1216	3264	25.31	27.99	26.24
18	Punjab Board of School Edu.	11754	4297	16051	5853	1834	7687	49.80	42.68	47.89
19	Board of Sec. Edu. Rajasthan.	6022	1273	7295	2771	543	3314	46.01	42.66	45.43
20	Bd.of Hr. Sec.& Sec. Exams,TN	0	0	0	0	0	0	0.00	0.00	0.00
21	Tripura Board of Sec.Education	0	0	0	0	0	0	0.00	0.00	0.00
22	Madhyamik Shiksha Parishad , Uttar Pradesh.*	0	0	0	0	0	0	0.00	0.00	0.00
23	West Bengal Board of Sec.Edu	0	0	0	0	0	0	0.00	0.00	0.00
24	Central Board of Sec.Edu. N.D.	4776	4870	9646	1858	1698	3556	38.90	34.87	36.87
25	Council for Indian School Certificate*	0	0	0	0	0	0	0.00	0.00	0.00
26	National Open School*	0	0	0	0	0	0	0.00	0.00	0.00
<b>TOTAL:</b>		<b>61403</b>	<b>37189</b>	<b>98592</b>	<b>21519</b>	<b>9936</b>	<b>31455</b>	<b>35.05</b>	<b>26.72</b>	<b>31.90</b>

\* No provision of supplementary examinations.

**TABLE - 10 : EXAMINATION RESULTS OF BOARDS - HIGH SCHOOL EXAM 2000  
(Annual&Supplementary) (SCHEDULED CASTES)**

S.No.	Name of the Board	Number of Students						Pass %age		
		Appeared			Passed			Boys	Girls	Total
		Boys	Girls	Total	Boys	Girls	Total			
1	2	3	4	5	6	7	8	9	10	11
1	Board of Sec. Edu. (Andhra Pr.)	78296	43707	122003	27582	16111	43693	35.23	36.86	35.81
2	Board of Sec. Edu. Assam	7876	5924	13800	3049	1533	4582	38.71	25.88	33.20
3	Bihar School Exam. Board	0	0	0	0	0	0	0.00	0.00	0.00
4	Goa Board of Sec.&Hr.SecEdu.	126	109	235	78	76	154	61.90	69.72	65.53
5	Gujarat Hr. Sec. Edu. Board	40639	21503	62142	20691	12498	33189	50.91	58.12	53.41
6	Board of School Edu. Haryana	0	0	0	0	0	0	0.00	0.00	0.00
7	H.P. Board of School Edu.	4198	3503	7701	3123	1901	5024	74.39	54.27	65.24
8	J&K Board of School Edu.	0	0	0	0	0	0	0.00	0.00	0.00
9	Karnataka Sec.Edu. Board	59725	48866	108591	18895	17441	36336	31.64	35.69	33.46
10	Board of Sec.Exam., Kerala*	24514	19489	44003	9862	8144	18006	40.23	41.79	40.92
12	Board of Sec. Edu. (M.P.)	74987	26513	101500	31060	12930	43990	41.42	48.77	43.34
11	Maharashtra State Board of Sec./Hr. Sec. Education.	178671	109017	287688	57566	37828	95394	32.22	34.70	33.16
13	Board of Sec. Edu. Manipur	417	530	947	271	301	572	64.99	56.79	60.40
14	Meghalaya Bd. Of School Edu.*	137	108	245	80	62	142	58.39	57.41	57.96
15	Mizoram Board of School Edu.	1595	1448	3043	486	252	738	30.47	17.40	24.25
16	Nagaland Board of Sec. & Hr. Secondary Education.*	85	61	146	67	33	100	78.82	54.10	68.45
17	Board of Sec. Edu., Orissa, Cuttack.	33954	20562	54516	12249	6911	19160	36.08	33.61	35.15
18	Punjab Board of School Edu.	85688	17031	102719	44684	7758	52442	52.15	45.55	51.05
19	Board of Sec. Edu. Rajasthan.	30897	5919	36816	13529	2667	16196	43.79	45.06	43.95
20	Bd.of Hr. Sec.& Sec. Exams,TN	69610	63903	133513	37910	37514	75424	54.46	58.70	56.45
21	Tripura Board of Sec.Education	3021	1932	4953	1421	767	2188	47.04	39.70	44.15
22	Madhyamik Shiksha Parishad , Uttar Pradesh.*	326931	84942	411873	60662	35526	96188	18.55	41.82	23.35
23	West Bengal Board of Sec.Edu	58066	38710	96776	18094	14804	32898	31.16	38.24	33.95
24	Central Board of Sec.Edu. N.D.	18593	13986	32579	11123	7722	18845	59.82	55.21	57.84
25	Council for Indian School Certificate*	560	301	861	494	277	771	88.21	92.03	89.55
26	National Open School*	10778	3657	14435	2490	1079	3569	23.10	29.51	24.72
	<b>TOTAL:</b>	<b>1109364</b>	<b>531721</b>	<b>1641085</b>	<b>347884</b>	<b>208024</b>	<b>555908</b>	<b>31.36</b>	<b>39.12</b>	<b>33.87</b>

\* No provision of supplementary examinations.

**TABLE - 11 : EXAMINATION RESULTS OF BOARDS - HIGH SCHOOL EXAM. 2000  
(Annual) (Regular & Private) (SCHEDULED CASTES)**

S.No.	Name of the Board	Number of Students						Pass %age		
		Appeared			Passed			Regular	Private	Total
		Regular	Private	Total	Regular	Private	Total			
1	2	3	4	5	6	7	8	9	10	11
1	Board of Sec. Edu. (Andhra Pr.)	71307	50696	122003	32245	11448	43693	45.22	22.58	35.81
2	Board of Sec. Edu. Assam	10498	3302	13800	3795	787	4582	36.15	23.83	33.20
3	Bihar School Exam. Board	0	0	0	0	0	0	0.00	0.00	0.00
4	Goa Board of Sec.&Hr.SecEdu.	232	3	235	145	0	145	62.50	0.00	61.70
5	Gujarat Hr. Sec. Edu. Board	61057	1085	62142	30675	436	31111	50.24	40.18	50.06
6	Board of School Edu. Haryana	0	0	0	0	0	0	0.00	0.00	0.00
7	H.P. Board of School Edu.	2310	5391	7701	1577	3447	5024	68.27	63.94	65.24
8	J&K Board of School Edu.	0	0	0	0	0	0	0.00	0.00	0.00
9	Karnataka Sec.Edu. Board	88739	19852	108591	25435	6023	31458	28.66	30.34	28.97
10	Board of Sec.Exam., Kerala	44003	0	44003	18006	0	18006	40.92	0.00	40.92
11	Board of Sec. Edu. (M.P.)	96941	4559	101500	36815	728	37543	37.98	15.97	36.99
12	Maharashtra State Board of Sec./Hr. Sec. Education.	272273	15415	287688	93260	2134	95394	34.25	13.84	33.16
13	Board of Sec. Edu. Manipur	706	241	947	354	118	472	50.14	48.96	49.84
14	Meghalaya Bd. Of School Edu.	100	145	245	78	64	142	78.00	44.14	57.96
15	Mizoram Board of School Edu.	2794	249	3043	573	43	616	20.51	17.27	20.24
16	Nagaland Board of Sec.& Hr. Secondary Education	115	31	146	86	14	100	74.78	45.16	68.49
17	Board of Sec. Edu.,Orissa, Cuttack.	34170	20346	54516	8433	7463	15896	24.68	36.68	29.16
18	Punjab Board of School Edu.	84302	18417	102719	38542	6213	44755	45.72	33.74	43.57
19	Board of Sec. Edu. Rajasthan.	25113	11703	36816	11524	1358	12882	45.89	11.60	34.99
20	Bd.of Hr. Sec.& Sec. Exams,TN	133513	0	133513	75424	0	75424	56.49	0.00	56.49
21	Tripura Board of Sec.Education	3843	1110	4953	1538	650	2188	40.02	58.56	44.18
22	Madhyamik Shiksha Parishad , Uttar Pradesh.	308659	103214	411873	71733	24455	96188	23.24	23.69	23.35
23	West Bengal Board of Sec.Edu	67746	29030	96776	19684	13214	32898	29.06	45.52	33.99
24	Central Board of Sec.Edu. N.D.	26980	5599	32579	13771	1518	15289	51.04	27.11	46.93
25	Council for Indian School Certificate	861	0	861	771	0	771	89.55	0.00	89.55
26	National Open School	0	14435	14435	0	3569	3569	0.00	24.72	24.72
<b>TOTAL:</b>		<b>1336262</b>	<b>304823</b>	<b>1641085</b>	<b>452219</b>	<b>72234</b>	<b>524453</b>	<b>33.84</b>	<b>23.70</b>	<b>31.96</b>

**TABLE - 12 : EXAMINATION RESULTS OF BOARDS - HIGH SCHOOL EXAM. 2000  
(Supplementary) (Regular & Private) (SCHEDULED CASTES)**

S.No.	Name of the Board	Number of Students						Pass %age		
		Appeared			Passed			Regular	Private	Total
		Regular	Private	Total	Regular	Private	Total			
1	2	3	4	5	6	7	8	9	10	11
1	Board of Sec. Edu. (Andhra Pr.)	0	0	0	0	0	0	0.00	0.00	0.00
2	Board of Sec. Edu. Assam	0	0	0	0	0	0	0.00	0.00	0.00
3	Bihar School Exam. Board	0	0	0	0	0	0	0.00	0.00	0.00
4	Goa Board of Sec.&Hr.SecEdu.	58	0	58	9	0	9	15.52	0.00	15.52
5	Gujarat Hr. Sec. Edu. Board	4961	106	5067	2031	47	2078	40.94	44.34	41.01
6	Board of School Edu. Haryana	0	0	0	0	0	0	0.00	0.00	0.00
7	H.P. Board of School Edu.	0	0	0	0	0	0	0.00	0.00	0.00
8	J&K Board of School Edu.	0	0	0	0	0	0	0.00	0.00	0.00
9	Karnataka Sec.Edu. Board	0	39307	39307	0	4878	4878	0.00	12.41	12.41
10	Board of Sec.Exam., Kerala*	0	0	0	0	0	0	0.00	0.00	0.00
11	Board of Sec. Edu. (M.P.)	7113	1059	8172	5189	1258	6447	72.95	118.79	78.89
12	Maharashtra State Board of Sec./Hr. Sec. Education.	0	0	0	0	0	0	0.00	0.00	0.00
13	Board of Sec. Edu. Manipur	0	203	203	0	100	100	0.00	49.26	49.26
14	Meghalaya Bd. Of School Edu.*	0	0	0	0	0	0	0.00	0.00	0.00
15	Mizoram Board of School Edu.	355	0	355	122	0	122	34.37	0.00	34.37
16	Nagaland Board of Sec.& Hr. Secondary Education.*	0	0	0	0	0	0	0.00	0.00	0.00
17	Board of Sec. Edu.,Orissa, Cuttack.	12034	404	12438	3166	98	3264	26.31	24.26	26.24
18	Punjab Board of School Edu.	0	16051	16051	0	7687	7687	0.00	47.89	47.89
19	Board of Sec. Edu. Rajasthan.	5445	1850	7295	2585	729	3314	47.47	39.41	45.43
20	Bd.of Hr. Sec.& Sec. Exams,TN	0	0	0	0	0	0	0.00	0.00	0.00
21	Tripura Board of Sec.Education	0	0	0	0	0	0	0.00	0.00	0.00
22	Madhyamik Shiksha Parishad , Uttar Pradesh.*	0	0	0	0	0	0	0.00	0.00	0.00
23	West Bengal Board of Sec.Edu	0	0	0	0	0	0	0.00	0.00	0.00
24	Central Board of Sec.Edu. N.D.	8651	995	9646	3191	365	3556	36.89	36.68	36.87
25	Council for Indian School Certificate*	0	0	0	0	0	0	0.00	0.00	0.00
26	National Open School*	0	0	0	0	0	0	0.00	0.00	0.00
<b>TOTAL:</b>		<b>38617</b>	<b>59975</b>	<b>98592</b>	<b>16293</b>	<b>15162</b>	<b>31455</b>	<b>42.19</b>	<b>25.28</b>	<b>31.90</b>

\* No provision of supplementary examinations.

**TABLE - 13 : EXAMINATION RESULTS OF BOARDS - HIGH SCHOOL EXAM. 2000**  
(Annual & Supplementary) (Regular & Private) (SCHEDULED CASTES)

S.No.	Name of the Board	Number of Students						Pass %age		
		Appeared			Passed			Regular	Private	Total
		Regular	Private	Total	Regular	Private	Total			
1	2	3	4	5	6	7	8	9	10	11
1	Board of Sec. Edu. (Andhra Pr.)	71307	50696	122003	32245	11448	43693	45.22	22.58	35.81
2	Board of Sec. Edu. Assam	10498	3302	13800	3795	787	4582	36.15	23.83	33.20
3	Bihar School Exam. Board	0	0	0	0	0	0	0.00	0.00	0.00
4	Goa Board of Sec.&Hr.SecEdu.	232	3	235	154	0	154	66.38	0.00	65.53
5	Gujarat Hr. Sec. Edu. Board	61057	1085	62142	32706	483	33189	53.57	44.52	53.41
6	Board of School Edu. Haryana	0	0	0	0	0	0	0.00	0.00	0.00
7	H.P. Board of School Edu.	2310	5391	7701	1577	3447	5024	68.27	63.94	65.24
8	J&K Board of School Edu.	0	0	0	0	0	0	0.00	0.00	0.00
9	Karnataka Sec.Edu. Board	88739	19852	108591	25435	10901	36336	28.66	54.91	33.46
10	Board of Sec.Exam., Kerala*	44003	0	44003	18006	0	18006	40.92	0.00	40.92
11	Board of Sec. Edu. (M.P.)	96941	4559	101500	42004	1986	43990	43.33	43.56	43.34
12	Maharashtra State Board of Sec./Hr. Sec. Education.	272273	15415	287688	93260	2134	95394	34.25	13.84	33.16
13	Board of Sec. Edu. Manipur	706	241	947	354	218	572	50.14	90.46	60.40
14	Meghalaya Bd. Of School Edu.*	100	145	245	78	64	142	78.00	44.14	57.96
15	Mizoram Board of School Edu.!	2794	249	3043	695	43	738	24.87	17.27	24.25
16	Nagaland Board of Sec. & Hr. Secondary Education.*	115	31	146	86	14	100	74.78	45.16	68.49
17	Board of Sec. Edu.,Orissa, Cuttack.	34170	20346	54516	11599	7561	19160	33.94	37.16	35.15
18	Punjab Board of School Edu.	84302	18417	102719	38542	13900	52442	45.72	75.47	51.05
19	Board of Sec. Edu. Rajasthan.	25113	11703	36816	14109	2087	16196	56.18	17.83	43.99
20	Bd.of Hr. Sec.& Sec. Exams,TN	133513	0	133513	75424	0	75424	56.49	0.00	56.49
21	Tripura Board of Sec.Education	3843	1110	4953	1538	650	2188	40.02	58.66	44.18
22	Madhyamik Shiksha Parishad , Uttar Pradesh.*	308659	103214	411873	71733	24455	96188	23.24	23.69	23.35
23	West Bengal Board of Sec.Edu	67746	29030	96776	19684	13214	32898	29.06	45.52	33.99
24	Central Board of Sec.Edu. N.D.	26980	5599	32579	16962	1883	18845	62.87	33.63	57.84
25	Council for Indian School Certificate*	861	0	861	771	0	771	89.55	0.00	89.55
26	National Open School*	0	14435	14435	0	3569	3569	0.00	24.72	24.72
<b>TOTAL:</b>		<b>1336262</b>	<b>304823</b>	<b>1641085</b>	<b>468512</b>	<b>87396</b>	<b>555908</b>	<b>35.06</b>	<b>28.67</b>	<b>33.87</b>

\* No provision of supplementary examinations.

**TABLE - 14 : EXAMINATION RESULTS OF BOARDS - HIGH SCHOOL EXAMINATION 2000  
(Annual) - (SCHEDULED TRIBES)**

S.No.	Name of the Board	Number of Students						Pass %age		
		Appeared			Passed			Boys	Girls	Total
		Boys	Girls	Total	Boys	Girls	Total			
1	2	3	4	5	6	7	8	9	10	11
1	Board of Sec. Edu. (Andhra Pr.)	22228	8695	30923	8249	3335	11584	37.11	38.36	37.46
2	Board of Sec. Edu. Assam	18348	15354	33702	5967	3615	9582	32.52	23.54	28.43
3	Bihar School Exam. Board	0	0	0	0	0	0	0.00	0.00	0.00
4	Goa Board of Sec.&Hr.SecEdu.	21	29	50	13	14	27	61.90	48.28	54.00
5	Gujarat Hr. Sec. Edu. Board	42804	25672	68476	22637	15076	37713	52.89	58.73	55.07
6	Board of School Edu. Haryana	0	0	0	0	0	0	0.00	0.00	0.00
7	H.P. Board of School Edu.	2142	1422	3564	686	524	1210	32.03	36.85	33.95
8	J&K Board of School Edu.	0	0	0	0	0	0	0.00	0.00	0.00
9	Karnataka Sec.Edu. Board	18054	12036	30090	5670	4639	10309	31.41	38.54	34.26
10	Board of Sec.Exam., Kerala	3035	2934	5969	1010	1114	2124	33.28	37.97	35.58
11	Board of Sec. Edu. (M.P.)	62084	25072	87156	20122	7191	27313	32.41	28.68	31.34
12	Maharashtra State Board of Sec./Hr. Sec. Education.	26250	12500	38750	11285	6369	17654	42.99	50.95	45.56
13	Board of Sec. Edu. Manipur	3930	3685	7615	2011	1623	3634	51.17	44.04	47.72
14	Meghalaya Bd. Of School Edu.	9603	8442	18045	2465	2489	4954	25.67	29.48	27.45
15	Mizoram Board of School Edu.!	4382	4709	9091	1804	1655	3459	41.17	35.15	38.05
16	Nagaland Board of Sec.& Hr. Secondary Education, Kohima	6080	5147	11227	3037	2220	5257	49.95	43.13	46.82
17	Board of Sec. Edu.,Orissa, Cuttack	20214	10072	30286	6134	2550	8684	30.35	25.32	28.67
18	Punjab Board of School Edu.#	0	0	0	0	0	0	0.00	0.00	0.00
19	Board of Sec. Edu. Rajasthan.	39717	9214	48931	16448	3955	20403	41.41	42.92	41.70
20	Bd.of Hr. Sec.&Sec. Exams,TN	1732	1202	2934	1006	740	1746	58.08	61.56	59.51
21	Tripura Board of Sec.Education	6995	4047	11042	1888	764	2652	26.99	18.88	24.02
22	Madhyamik Shiksha Parishad, Uttar Pradesh.	16578	4746	21324	4636	1775	6411	27.96	37.40	30.06
23	West Bengal Board of Sec.Edu	9445	6296	15741	3296	2697	5993	34.90	42.84	38.07
24	Central Board of Sec.Edu. N.D.	7923	5017	12940	3513	1820	5333	44.34	36.28	41.21
25	Council for Indian School Certificate	743	590	1333	653	528	1181	87.89	0.00	88.60
26	National Open School	0	0	0	0	0	0	0.00	0.00	0.00
<b>TOTAL:</b>		<b>322308</b>	<b>166881</b>	<b>489189</b>	<b>122630</b>	<b>64653</b>	<b>187283</b>	<b>38.02</b>	<b>38.77</b>	<b>38.27</b>

# No record of ST students.

**TABLE - 15 : EXAMINATION RESULTS OF BOARDS - HIGH SCHOOL EXAMINATION 2000  
( Supplementary ) - (SCHEDULED TRIBES)**

S.No.	Name of the Board	Number of Students						Pass %age		
		Appeared			Passed			Boys	Girls	Total
		Boys	Girls	Total	Boys	Girls	Total			
1	2	3	4	5	6	7	8	9	10	11
1	Board of Sec. Edu. (Andhra Pr.)	0	0	0	0	0	0	0.00	0.00	0.00
2	Board of Sec. Edu. Assam	0	0	0	0	0	0	0.00	0.00	0.00
3	Bihar School Exam. Board	0	0	0	0	0	0	0.00	0.00	0.00
4	Goa Board of Sec.&Hr.SecEdu.	4	3	7	1	0	1	25.00	0.00	14.29
5	Gujarat Hr. Sec. Edu. Board	2887	1592	4479	1241	646	1887	42.99	40.58	42.13
6	Board of School Edu. Haryana	0	0	0	0	0	0	0.00	0.00	0.00
7	H.P. Board of School Edu.	479	325	804	288	189	477	60.13	58.15	59.33
8	J&K Board of School Edu.	0	0	0	0	0	0	0.00	0.00	0.00
9	Karnataka Sec.Edu. Board	5675	3783	9458	696	569	1265	12.26	15.04	13.37
10	Board of Sec.Exam., Kerala*	0	0	0	0	0	0	0.00	0.00	0.00
11	Board of Sec. Edu. (M.P.)	6790	2819	9609	4213	1730	5943	62.05	61.37	61.85
12	Maharashtra State Board of Sec./Hr. Sec. Education.	0	0	0	0	0	0	0.00	0.00	0.00
13	Board of Sec. Edu. Manipur	794	789	1583	505	535	1040	63.60	67.81	65.70
14	Meghalaya Bd. Of School Edu.*	0	0	0	0	0	0	0.00	0.00	0.00
15	Mizoram Board of School Edu.!	814	796	1610	367	339	706	45.09	42.59	43.85
16	Nagaland Board of Sec.& Hr. Secondary Education*	0	0	0	0	0	0	0.00	0.00	0.00
17	Board of Sec. Edu.,Orissa, Cuttack	6735	3573	10308	1398	781	2179	20.76	21.86	21.14
18	Punjab Board of School Edu.#	0	0	0	0	0	0	0.00	0.00	0.00
19	Board of Sec. Edu. Rajasthan.	6607	1853	8460	2805	847	3652	42.45	45.71	43.17
20	Bd.of Hr. Sec.&Sec. Exams,TN	0	0	0	0	0	0	0.00	0.00	0.00
21	Tripura Board of Sec.Education	0	0	0	0	0	0	0.00	0.00	0.00
22	Madhyamik Shiksha Parishad, Uttar Pradesh.*	0	0	0	0	0	0	0.00	0.00	0.00
23	West Bengal Board of Sec.Edu	0	0	0	0	0	0	0.00	0.00	0.00
24	Central Board of Sec.Edu. N.D.	2452	1730	4182	1479	1041	2520	60.32	60.17	60.26
25	Council for Indian School Certificate*	0	0	0	0	0	0	0.00	0.00	0.00
26	National Open School*	0	0	0	0	0	0	0.00	0.00	0.00
<b>TOTAL:</b>		<b>33237</b>	<b>17263</b>	<b>50500</b>	<b>12993</b>	<b>6677</b>	<b>19670</b>	<b>39.09</b>	<b>38.68</b>	<b>38.95</b>

\* No provision of supplementary examinations.  
# No record of ST students.



**TABLE - 16 : EXAMINATION RESULTS OF BOARDS - HIGH SCHOOL EXAMINATION 2000  
(Annual and Supplementary) - (SCHEDULED TRIBES)**

S.No.	Name of the Board	Number of Students						Pass %age		
		Appeared			Passed			Boys	Girls	Total
		Boys	Girls	Total	Boys	Girls	Total			
1	2	3	4	5	6	7	8	9	10	11
1	Board of Sec. Edu. (Andhra Pr.)	22228	8695	30923	8249	3335	11584	37.11	38.36	37.46
2	Board of Sec. Edu. Assam	18348	15354	33702	5967	3615	9582	32.52	23.54	28.43
3	Bihar School Exam. Board	0	0	0	0.00	0.00	0	0.00	0.00	0.00
4	Goa Board of Sec.&Hr.SecEdu.	21	29	50	14	14	28	66.67	48.28	56.00
5	Gujarat Hr. Sec. Edu. Board	42804	25672	68476	23878	15722	39600	55.78	61.24	57.83
6	Board of School Edu. Haryana	0	0	0	0.00	0.00	0	0.00	0.00	0.00
7	H.P. Board of School Edu.	2142	1422	3564	974	713	1687	45.47	50.14	47.33
8	J&K Board of School Edu.	0	0	0	0	0	0	0.00	0.00	0.00
9	Karnataka Sec.Edu. Board	18054	12036	30090	6366	5208	11574	35.28	43.27	38.46
10	Board of Sec.Exam., Kerala*	3035	2934	5969	1010	1114	2124	33.28	37.97	35.58
11	Board of Sec. Edu. (M.P.)	62084	25072	87156	24335	8921	33256	39.20	35.58	38.16
12	Maharashtra State Board of Sec./Hr. Sec. Education.	26250	12500	38750	11285	6369	17654	42.99	50.95	45.58
13	Board of Sec. Edu. Manipur	3930	3685	7615	2516	2158	4674	64.02	58.56	61.38
14	Meghalaya Bd. Of School Edu.*	9603	8442	18045	2485	2489	4954	25.67	29.48	27.45
15	Mizoram Board of School Edu.	4382	4709	9091	2171	1994	4165	49.54	42.34	45.81
16	Nagaland Board of Sec.& Hr. Secondary Education *	6080	5147	11227	3037	2220	5257	49.95	43.13	46.82
17	Board of Sec. Edu.,Orissa, Cuttack	20214	10072	30286	7532	3331	10863	37.26	33.07	35.87
18	Punjab Board of School Edu.#	0	0	0	0	0	0	0.00	0.00	0.00
19	Board of Sec. Edu. Rajasthan.	39717	9214	48931	19253	4802	24055	48.48	52.12	49.18
20	Bd.of Hr. Sec.&Sec. Exams,TN	1732	1202	2934	1006	740	1746	58.08	61.58	59.51
21	Tripura Board of Sec.Education	6995	4047	11042	1888	764	2652	26.99	18.88	24.02
22	Madhyamik Shiksha Parishad, Uttar Pradesh.*	16578	4746	21324	4636	1775	6411	27.96	37.40	30.06
23	West Bengal Board of Sec.Edu	9445	6296	15741	3296	2697	5993	34.90	42.84	38.07
24	Central Board of Sec.Edu. N.D.	7923	5017	12940	4992	2861	7853	63.01	57.03	60.69
25	Council for Indian School Certificate*	743	590	1333	653	528	1181	87.89	89.49	88.60
26	National Open School*	0	0	0	0	0	0	0.00	0.00	0.00
<b>TOTAL:</b>		<b>322308</b>	<b>166881</b>	<b>489189</b>	<b>127274</b>	<b>68035</b>	<b>195309</b>	<b>39.49</b>	<b>40.77</b>	<b>39.93</b>

# No record of ST students.

\* No provision of supplementary examinations.

**TABLE - 17 : EXAMINATION RESULTS OF BOARDS -HIGH SCHOOL EXAMINATION - 2000  
(Annual ) (Regular & Private) (SCHEDULED TRIBES)**

S.No.	Name of the Board	Number of Students						Pass %age		
		Appeared			Passed			Regular	Private	Total
		Regular	Private	Total	Regular	Private	Total			
1	2	3	4	5	6	7	8	9	10	11
1	Board of Sec. Edu. (Andhra Pr.)	16716	14207	30923	8482	3102	11584	50.74	21.83	37.46
2	Board of Sec. Edu. Assam	22375	11327	33702	6704	2878	9582	29.96	25.41	28.43
3	Bihar School Exam. Board	0	0	0	0	0	0	0.00	0.00	0.00
4	Goa Board of Sec.&Hr.SecEdu.	50	0	50	27	0	27	54.00	0.00	54.00
5	Gujarat Hr. Sec. Edu. Board	67453	1023	68476	37232	481	37713	55.20	47.02	55.07
6	Board of School Edu. Haryana	0	0	0	0	0	0	0.00	0.00	0.00
7	H.P. Board of School Edu.	1618	1946	3564	848	362	1210	52.41	18.60	33.95
8	J&K Board of School Edu.	0	0	0	0	0	0	0.00	0.00	0.00
9	Karnataka Sec.Edu. Board	21791	8299	30090	6944	3365	10309	31.87	40.55	34.26
10	Board of Sec.Exam., Kerala	3581	2388	5969	1168	956	2124	32.62	40.03	35.58
11	Board of Sec. Edu. (M.P.)	38019	731	38750	26694	619	27313	70.21	84.68	70.49
12	Maharashtra State Board of Sec./Hr. Sec. Education.	82221	4935	87156	17399	255	17654	21.16	5.17	20.26
13	Board of Sec. Edu. Manipur	6355	1260	7615	3250	384	3634	51.14	30.48	47.72
14	Meghalaya Bd. Of School Edu.	4381	13664	18045	2690	2264	4954	61.40	16.57	27.45
15	Mizoram Board of School Edu.	8296	795	9091	3352	107	3459	40.41	13.46	38.05
16	Nagaland Board of Sec.& Hr. Secondary Education, Kohima.	6990	4237	11227	3732	1525	5257	53.39	35.99	46.82
17	Board of Sec. Edu.,Orissa, Cuttack.	18565	11721	30286	5092	3592	8684	27.43	30.65	28.67
18	Punjab Board of School Edu.#	0	0	0	0	0	0	0.00	0.00	0.00
19	Board of Sec. Edu. Rajasthan.	35505	13426	48931	18696	1707	20403	52.66	12.71	41.70
20	Bd.of Hr. Sec.& Sec. Exams,TN	2934	0	2934	1746	0	1746	59.51	0.00	59.51
21	Tripura Board of Sec.Education	6625	4417	11042	1459	1193	2652	22.02	27.01	24.02
22	Madhyamk Shiksha Parishad, Uttar Pradesh.	11733	9591	21324	3122	3289	6411	26.61	34.29	30.06
23	West Bengal Board of Sec.Edu	15741	0	15741	5993	0	5993	38.07	0.00	38.07
24	Central Board of Sec.Edu. N.D.	11469	1471	12940	5027	306	5333	43.83	20.80	41.21
25	Council for Indian School Certificate	1333	0	1333	1181	0	1181	88.60	0.00	88.60
26	National Open School	0	0	0	0	0	0	0.00	0.00	0.00
<b>TOTAL:</b>		<b>383751</b>	<b>105438</b>	<b>489189</b>	<b>152357</b>	<b>23283</b>	<b>175639</b>	<b>39.70</b>	<b>22.08</b>	<b>35.90</b>

# No record of ST students.

**TABLE - 18 : EXAMINATION RESULTS OF BOARDS -HIGH SCHOOL EXAMINATION - 2000  
( Supplementary) (Regular & Private) (SCHEDULED TRIBES)**

S.No.	Name of the Board	Number of Students						Pass %age		
		Appeared			Passed			Regular	Private	Total
		Regular	Private	Total	Regular	Private	Total			
1	2	3	4	5	6	7	8	9	10	11
1	Board of Sec. Edu. (Andhra Pr.)	0	0	0	0	0	0	0.00	0.00	0.00
2	Board of Sec. Edu. Assam	0	0	0	0	0	0	0.00	0.00	0.00
3	Bihar School Exam. Board	0	0	0	0	0	0	0.00	0.00	0.00
4	Goa Board of Sec.&Hr.SecEdu.	7	0	7	1	0	1	14.29	0.00	14.29
5	Gujarat Hr. Sec. Edu. Board	4382	97	4479	1837	50	1887	41.92	51.55	42.13
6	Board of School Edu. Haryana	0	0	0	0	0	0	0.00	0.00	0.00
7	H.P. Board of School Edu.	0	804	804	0	477	477	0.00	59.33	59.33
8	J&K Board of School Edu.	0	0	0	0	0	0	0.00	0.00	0.00
9	Karnataka Sec.Edu. Board	0	9458	9458	0	1265	1265	0.00	13.37	13.37
10	Board of Sec.Exam., Kerala*	0	0	0	0	0	0	0.00	0.00	0.00
11	Board of Sec. Edu. (M.P.)	8891	718	9609	5527	416	5943	0.00	0.00	0.00
12	Maharashtra State Board of Sec./Hr. Sec. Education.	0	0	0	0	0	0	62.16	57.94	61.85
13	Board of Sec. Edu. Manipur	0	1583	1583	0	1040	1040	0.00	65.70	65.70
14	Meghalaya Bd. Of School Edu.*	0	0	0	0	0	0	0.00	0.00	0.00
15	Mizoram Board of School Edu.	1610	0	1610	706	0	706	43.85	0.00	43.85
16	Nagaland Board of Sec.& Hr. Secondary Education*	0	0	0	0	0	0	0.00	0.00	0.00
17	Board of Sec. Edu.,Orissa, Cuttack.	9816	492	10308	2081	98	2179	21.20	19.92	21.14
18	Punjab Board of School Edu.#	0	0	0	0	0	0	0.00	0.00	0.00
19	Board of Sec. Edu. Rajasthan.	6457	2003	8460	2902	750	3652	44.94	37.44	43.17
20	Bd.of Hr. Sec.& Sec. Exams,TN	0	0	0	0	0	0	0.00	0.00	0.00
21	Tripura Board of Sec.Education	0	0	0	0	0	0	0.00	0.00	0.00
22	Madhyamik Shiksha Parishad, Uttar Pradesh.*	0	0	0	0	0	0	0.00	0.00	0.00
23	West Bengal Board of Sec.Edu	0	0	0	0	0	0	0.00	0.00	0.00
24	Central Board of Sec.Edu. N.D.	3811	371	4182	2348	172	2520	61.61	46.36	60.26
25	Council for Indian School Certificate*	0	0	0	0	0	0	0.00	0.00	0.00
26	National Open School*	0	0	0	0	0	0	0.00	0.00	0.00
<b>TOTAL:</b>		<b>34974</b>	<b>15526</b>	<b>50500</b>	<b>15402</b>	<b>4268</b>	<b>19670</b>	<b>44.04</b>	<b>27.49</b>	<b>38.95</b>

\* No provision of supplementary examinations.

# No record of ST students.

**TABLE - 19 : EXAMINATION RESULTS OF BOARDS -HIGH SCHOOL EXAMINATION - 2000  
(Annual & Supplementary) (Regular & Private) (SCHEDULED TRIBES)**

S.No.	Name of the Board	Number of Students						Pass %age		
		Appeared			Passed			Regular	Private	Total
		Regular	Private	Total	Regular	Private	Total			
1	2	3	4	5	6	7	8	9	10	11
1	Board of Sec. Edu. (Andhra Pr.)	16716	14207	30923	8482	3102	11584	50.74	21.83	37.46
2	Board of Sec. Edu. Assam	22375	11327	33702	6704	2878	9582	29.96	25.41	28.43
3	Bihar School Exam. Board	0	0	0	0	0	0	0.00	0.00	0.00
4	Goa Board of Sec.&Hr.SecEdu.	50	0	50	28	0	28	56.00	0.00	56.00
5	Gujarat Hr. Sec. Edu. Board	67453	1023	68476	39069	531	39600	57.92	51.91	57.83
6	Board of School Edu. Haryana	0	0	0	0	0	0	0.00	0.00	0.00
7	H.P. Board of School Edu.	1618	1946	3564	848	839	1687	52.41	43.11	47.33
8	J&K Board of School Edu.	0	0	0	0	0	0.00	0.00	0.00	0.00
9	Karnataka Sec. Edu. Board	21791	8299	30090	6944	4630	11574	31.87	55.79	38.47
10	Board of Sec. Exam., Kerala*	3581	2388	5969	1168	956	2124	32.62	40.03	35.58
11	Board of Sec. Edu. (M.P.)	38019	731	38750	32221	1035	33256	84.75	141.59	85.82
12	Maharashtra State Board of Sec./Hr. Sec. Education.	82221	4935	87156	17399	255	17654	21.16	5.17	20.26
13	Board of Sec. Edu. Manipur	6355	1260	7615	3250	1424	4674	51.14	113.02	61.38
14	Meghalaya Bd. Of School Edu.*	4381	13664	18045	2690	2264	4954	61.40	16.57	27.45
15	Mizoram Board of School Edu.	8296	795	9091	4058	107	4165	48.92	13.46	45.81
16	Nagaland Board of Sec. & Hr. Secondary Education*	6990	4237	11227	3732	1525	5257	53.39	35.99	46.82
17	Board of Sec. Edu., Orissa, Cuttack.	18565	11721	30286	7173	3690	10863	38.64	31.48	35.87
18	Punjab Board of School Edu.#	0	0	0	0	0	0	0.00	0.00	0.00
19	Board of Sec. Edu. Rajasthan.	35505	13426	48931	21598	2457	24055	60.83	18.30	49.16
20	Bd.of Hr. Sec. & Sec. Exams,TN	2934	0	2934	1746	0	1746	59.51	0.00	59.51
21	Tripura Board of Sec.Education	6625	4417	11042	1459	1193	2652	22.02	27.01	24.02
22	Madhyamik Shiksha Parishad, Uttar Pradesh.*	11733	9591	21324	3122	3289	6411	26.61	34.29	30.06
23	West Bengal Board of Sec.Edu	15741	0	15741	5993	0	5993	38.07	0.00	38.07
24	Central Board of Sec.Edu. N.D.	11469	1471	12940	7375	478	7853	64.30	32.49	60.69
25	Council for Indian School Certificate*	1333	0	1333	1181	0	1181	88.60	0.00	88.60
26	National Open School*	0	0	0	0	0	0	0.00	0.00	0.00
<b>TOTAL</b>		<b>383751</b>	<b>105438</b>	<b>489189</b>	<b>167759</b>	<b>27551</b>	<b>195309</b>	<b>43.72</b>	<b>26.13</b>	<b>39.93</b>

# No record of ST students.

\* No provision of supplementary examinations.

**SECTION – 3**

**HIGHER SECONDARY AND  
INTERMEDIATE / PUC  
EXAMINATION - 1999**

**TABLE - 1 : EXAMINATION RESULTS OF BOARDS HIGHER SECONDARY EXAMINATION - 1999  
(Annual)**

S.No.	Name of the Board	Number of Students						Pass %age		
		Appeared			Passed			Boys	Girls	Total
		Boys	Girls	Total	Boys	Girls	Total			
1	2	3	4	5	6	7	8	9	10	11
1	Assam Hr.Sec.Edn.Council, Guwahati.	66647	47392	114039	33038	23823	56861	49.57	50.27	49.86
2	Bihar Intermediate Edu. Council	175295	58513	233808	148258	52716	200974	84.58	90.09	85.96
3	Goa Board of Sec.&Hr.SecEdu.	11532	11828	23360	7024	8694	15718	60.91	73.50	67.29
4	Gujarat Hr. Sec. Edu. Board	167114	111409	278523	82864	74447	157311	49.59	66.82	56.48
5	Board of School Edu. Haryana	70986	42220	113206	31273	25080	56353	44.06	59.40	49.78
6	H.P. Board of School Edu.	57547	37389	94936	15929	13618	29547	27.68	36.42	31.12
7	J&K Board of School Edu.	63196	42131	105327	12509	10234	22743	19.79	24.29	21.59
8	Board of Sec.Exam., Kerala	11637	14358	25995	6095	9042	15137	52.38	62.98	58.23
9	Maharashtra State Board of Sec./Hr. Sec. Education.	451380	262677	714057	231095	172866	403961	51.20	65.81	56.57
10	Board of Sec. Edu. (M.P.)	235043	100876	335919	145090	78126	223216	61.73	77.45	66.45
11	Council of Hr. Sec. Education, Manipur	18911	3933	22844	14571	1652	16223	77.05	42.00	71.02
12	Meghalaya Board of School Education.	5482	4515	9997	2964	2453	5417	54.07	54.33	54.19
13	Mizoram Board of Sec. Edu.	1611	1264	2875	687	511	1198	42.64	40.43	41.67
14	Nagaland Board of Sec. & Hr. Secondary Education, Kohima.	416	279	695	305	234	539	73.32	83.87	77.55
15	Council of Hr. Sec. Edn. Orissa Bhubaneswar.	138213	79803	218016	55329	37113	92442	40.03	46.51	42.40
16	Punjab Board of School Edu.	163383	74998	238381	76458	41560	118018	46.80	55.41	49.51
17	Board of Sec. Edu. Rajasthan.	189789	66461	256250	90091	40969	131060	47.47	61.64	51.15
18	Bd.of Hr.Sec.& Sec. Exams,TN	164720	165663	399017	122642	139537	262179	74.45	84.23	65.71
19	Tripura Board of Sec.Education	8543	5398	13941	4021	2571	6592	47.07	47.63	47.28
20	West Bengal Council of Hr.Sec Education.	209187	132814	342001	121072	75981	197053	57.88	57.21	57.62
21	Central Board of Sec.Edu. N.D.	148361	110114	258475	102562	86587	189149	69.13	78.63	73.18
22	Council for Indian School Certificate	12999	9196	22195	12047	8840	20887	92.68	96.13	94.11
23	National Open School	54159	23828	77987	12670	5667	18337	23.39	23.78	23.51
	<b>TOTAL:</b>	<b>2426161</b>	<b>1407059</b>	<b>3901844</b>	<b>1328594</b>	<b>912321</b>	<b>2240915</b>	<b>54.76</b>	<b>64.84</b>	<b>57.43</b>

**TABLE - 2 : EXAMINATION RESULTS OF BOARDS HIGHER SECONDARY EXAMINATION - 1999  
( Supplementary)**

S.No.	Name of the Board	Number of Students						Pass %age		
		Appeared			Passed			Boys	Girls	Total
		Boys	Girls	Total	Boys	Girls	Total			
1	2	3	4	5	6	7	8	9	10	11
1	Assam Hr.Sec.Edn.Council, Guwahati.*	0	0	0	0	0	0	0.00	0.00	0.00
2	Bihar Intermediate Edu. Council*	0	0	0	0	0	0	0.00	0.00	0.00
3	Goa Board of Sec.&Hr.SecEdu.	1039	742	1781	282	245	527	27.14	33.02	29.59
4	Gujarat Hr. Sec. Edu. Board	3573	2051	5624	2290	1415	3705	64.09	68.99	65.88
5	Board of School Edu. Haryana	0	0	0	0	0	0	0.00	0.00	0.00
6	H.P. Board of School Edu.	13726	9814	23540	8280	6054	14334	60.32	61.69	60.89
7	J&K Board of School Edu.	0	0	0	0	0	0	0.00	0.00	0.00
8	Board of Sec.Exam., Kerala*	0	0	0	0	0	0	0.00	0.00	0.00
9	Maharashtra State Board of Sec./Hr. Sec. Education.	77872	33327	111199	12191	6625	18816	15.66	19.88	16.92
10	Board of Sec. Edu. (M.P.)	0	0	0	0	0	0	0.00	0.00	0.00
11	Council of Hr. Sec. Education, Manipur	0	0	0	0	0	0	0.00	0.00	0.00
12	Meghalaya Board of School Education*	0	0	0	0	0	0	0.00	0.00	0.00
13	Mizoram Board of Sec. Edu.	214	218	432	177	185	362	82.71	84.86	83.80
14	Nagaland Board of Sec.& Hr. Secondary Education, Kohima.*	0	0	0	0	0	0	0.00	0.00	0.00
15	Council of Hr. Sec. Edn. Orissa Bhubaneswar.*	0	0	0	0	0	0	0.00	0.00	0.00
16	Punjab Board of School Edu.	43134	14260	57394	20515	14060	34575	47.56	98.60	60.24
17	Board of Sec. Edu. Rajasthan.	17101	6705	23806	10753	4812	15565	62.88	71.77	65.38
18	Bd.of Hr.Sec.& Sec. Exams,TN	0	0	0	0	0	0	0.00	0.00	0.00
19	Tripura Board of Sec.Education	0	0	0	0	0	0	0.00	0.00	0.00
20	West Bengal Council of Hr.Sec Education.*	0	0	0	0	0	0	0.00	0.00	0.00
21	Central Board of Sec.Edu. N.D.	17817	12075	29892	12038	8648	20686	67.56	71.62	69.20
22	Council for Indian School Certificate*	0	0	0	0	0	0	0.00	0.00	0.00
23	National Open School*	0	0	0	0	0	0	0.00	0.00	0.00
<b>TOTAL:</b>		<b>174476</b>	<b>79192</b>	<b>253668</b>	<b>66526</b>	<b>42044</b>	<b>108570</b>	<b>38.13</b>	<b>53.09</b>	<b>42.80</b>

\* No provision of supplementary examination.

**TABLE - 3 : EXAMINATION RESULTS OF BOARDS HIGHER SECONDARY EXAMINATION - 1999  
(Annuals & Supplementary)**

S.No.	Name of the Board	Number of Students						Pass %age		
		Appeared			Passed			Boys	Girls	Total
		Boys	Girls	Total	Boys	Girls	Total			
1	2	3	4	5	6	7	8	9	10	11
1	Assam Hr.Sec.Edn.Council, Guwahati.*	66647	47392	114039	33038	23823	56861	49.57	50.27	49.86
2	Bihar Intermediate Edu. Council*	175295	58513	233808	148258	52716	200974	84.58	90.09	85.96
3	Goa Board of Sec.&Hr.SecEdu.	11532	11828	23360	7306	8939	16245	63.35	75.57	69.54
4	Gujarat Hr. Sec. Edu. Board	167114	111409	278523	85154	75862	161016	50.96	68.09	57.81
5	Board of School Edu. Haryana	70986	42220	113206	31273	25080	56353	44.06	59.40	49.78
6	H.P. Board of School Edu.	57547	37389	94936	24209	19672	43881	42.07	52.61	46.22
7	J&K Board of School Edu.	63196	42131	105327	12509	10234	22743	19.79	24.29	21.59
8	Board of Sec.Exam., Kerala*	11637	14358	25995	6095	9042	15137	52.38	62.98	58.23
9	Maharashtra State Board of Sec./Hr. Sec. Education.	451380	262677	714057	243286	179491	422777	53.90	68.33	59.21
10	Board of Sec. Edu. (M.P.)	235043	100876	335919	145090	78126	223216	61.73	77.45	66.45
11	Council of Hr. Sec. Education, Manipur	18911	3933	22844	14571	1652	16223	77.05	42.00	71.02
12	Meghalaya Board of School Education*	5482	4515	9997	2964	2453	5417	54.07	54.33	54.19
13	Mizoram Board of Sec. Edu.	1611	1264	2875	864	696	1560	53.63	55.06	54.26
14	Nagaland Board of Sec.& Hr. Secondary Education, Kohima.*	416	279	695	305	234	539	73.32	83.87	77.55
15	Council of Hr. Sec. Edn. Orissa Bhubaneshwar.*	138213	79803	218016	55329	37113	92442	40.03	46.51	42.40
16	Punjab Board of School Edu.	163383	74998	238381	96973	55620	152593	59.35	74.16	64.01
17	Board of Sec. Edu. Rajasthan.	189789	66461	256250	100844	45781	146625	53.13	68.88	57.22
18	Bd.of Hr.Sec.& Sec. Exams,TN	164720	165663	399017	122642	139537	262179	74.45	84.23	65.71
19	Tripura Board of Sec.Education	8543	5398	13941	4021	2571	6592	47.07	47.63	47.28
20	West Bengal Council of Hr.Sec Education.*	209187	132814	342001	121072	75981	197053	57.88	57.21	57.62
21	Central Board of Sec.Edu. N.D.	148361	110114	258475	114600	95235	209835	77.24	86.49	81.18
22	Council for Indian School Certificate	12999	9196	22195	12047	8840	20887	92.68	96.13	94.11
23	National Open School	54159	23828	77987	12670	5667	18337	23.39	23.78	23.51
<b>TOTAL:</b>		<b>2426161</b>	<b>1407059</b>	<b>3901844</b>	<b>1395120</b>	<b>954366</b>	<b>2349486</b>	<b>57.50</b>	<b>67.83</b>	<b>60.21</b>

\* No provision of supplementary examination.



**TABLE - 4 : EXAMINATION RESULTS OF BOARDS - HIGHER SECONDARY EXAM - 1999  
(Annual) (Regular & Private)**

S.No.	Name of the Board	Number of Students						Pass %age		
		Appeared			Passed			Regular	Private	Total
		Regular	Private	Total	Regular	Private	Total			
1	2	3	4	5	6	7	8	9	10	11
1	Assam Hr.Sec.Edn.Council, Guwahati.	45616	68423	114039	31274	25587	56861	68.56	37.40	49.86
2	Bihar Intermediate Edu. Council	93523	140285	233808	70341	130633	200974	75.21	93.2	85.96
3	Goa Board of Sec.&Hr.SecEdu.	23360	0	23360	15718	0	15718	67.29	0.00	67.29
4	Gujarat Hr. Sec. Edu. Board	153188	125335	278523	102252	55059	157311	66.75	43.93	56.48
5	Board of School Edu. Haryana	95902	17304	113206	49314	7039	56353	51.42	40.68	49.78
6	H.P. Board of School Edu.	44752	50184	94936	19782	9765	29547	44.20	19.46	31.12
7	J&K Board of School Edu.	48391	56936	105327	15441	7302	22743	31.91	12.82	21.59
8	Board of Sec.Exam., Kerala	14297	11698	25995	9082	6812	15137	63.52	58.23	58.23
9	Maharashtra State Board of Sec./Hr. Sec. Education.	700386	13671	714057	399076	4885	403961	56.98	35.73	56.57
10	Board of Sec. Edu. (M.P.)	274425	61494	335919	189734	33482	223216	69.14	54.45	66.45
11	Board of Sec. Edu. Manipur	22655	189	22844	16165	58	16223	71.35	30.69	71.02
12	Meghalaya Board of School Education.	7520	2477	9997	4688	729	5417	62.34	29.43	54.19
13	Mizoram Board of Sec. Edu.	2136	739	2875	935	263	1198	43.77	35.59	41.67
14	Nagaland Board of Sec.& Hr. Secondary Education, Kohima.	519	176	695	420	119	539	80.92	67.61	77.55
15	Council of Hr. Sec. Edn. Orissa Bhubaneswar.	130810	87206	218016	60087	32355	92442	45.93	37.10	42.40
16	Punjab Board of School Edu.	160683	77698	238381	85957	32061	118018	53.49	41.26	49.51
17	Board of Sec. Edu. Rajasthan.	171372	84878	256250	112017	19043	131060	65.36	22.44	51.15
18	Bd.of Hr.Sec.& Sec. Exams,TN	399017	0	399017	262179	0	262179	65.71	0.00	65.71
19	Tripura Board of Sec.Education	8188	5753	13941	4628	1964	6592	56.52	34.14	47.28
20	West Bengal Council of Hr.Sec.Education.	227720	114281	342001	147093	49960	197053	64.59	43.72	57.62
21	Central Board of Sec.Edu. N.D.	224424	34051	258475	174427	14722	189149	77.72	43.24	73.18
22	Council for Indian School Certificate	22195	0	22195	20887	0	20887	94.11	0.00	94.11
23	National Open School.	0	77987	77987	0	18337	18337	0.00	23.51	23.51
<b>TOTAL:</b>		<b>2871079</b>	<b>1030765</b>	<b>3901844</b>	<b>1791497</b>	<b>460175</b>	<b>2240915</b>	<b>62.40</b>	<b>43.57</b>	<b>57.43</b>

**TABLE - 5 : EXAMINATION RESULTS OF BOARDS - HIGHER SECONDARY EXAM - 1999  
( Supplementary) (Regular & Private)**

S.No.	Name of the Board	Number of Students						Pass %age		
		Appeared			Passed			Regular	Private	Total
		Regular	Private	Total	Regular	Private	Total			
1	2	3	4	5	6	7	8	9	10	11
1	Assam Hr. Sec. Edn. Council, Guwahati.*	0	0	0	0	0	0	0.00	0.00	0.00
2	Bihar Intermediate Edu. Council*	0	0	0	0	0	0	0.00	0.00	0.00
3	Goa Board of Sec.&Hr.SecEdu.	712	1069	1781	527	0	527	74.02	0.00	29.59
4	Gujarat Hr. Sec. Edu. Board	2250	3374	5624	1667	2038	3705	74.09	60.40	65.88
5	Board of School Edu. Haryana	0	0	0	0	0	0	0.00	0.00	0.00
6	H.P. Board of School Edu.	0	23540	23540	0	14334	14334	0.00	60.89	60.89
7	J&K Board of School Edu.	0	0	0	0	0	0	0.00	0.00	0.00
8	Board of Sec.Exam., Kerala*	0	0	0	0	0	0	0.00	0.00	0.00
9	Maharashtra State Board of Sec./Hr. Sec. Education.	107773	3426	111199	18274	542	18816	16.96	15.82	16.92
10	Board of Sec. Edu. (M.P.)	0	0	0	0	0	0	0.00	0.00	0.00
11	Board of Sec. Edu. Manipur*	0	0	0	0	0	0	0.00	0.00	0.00
12	Meghalaya Board of School Education*	0	0	0	0	0	0	0.00	0.00	0.00
13	Mizoram Board of Sec. Edu.	432	0	432	362	0	362	83.80	0.00	83.80
14	Nagaland Board of Sec.& Hr. Secondary Education*	0	0	0	0	0	0	0.00	0.00	0.00
15	Council of Hr. Sec. Edn. Orissa Bhubaneshwar. *	0	0	0	0	0	0	0.00	0.00	0.00
16	Punjab Board of School Edu.	0	57394	57394	0	34575	34575	0.00	60.24	60.24
17	Board of Sec. Edu. Rajasthan.	15104	8702	23806	10212	5353	15565	67.61	61.51	65.38
18	Bd.of Hr.Sec.& Sec. Exams,TN	0	0	0	0	0	0	0.00	0.00	0.00
19	Tripura Board of Sec.Education	0	0	0	0	0	0	0.00	0.00	0.00
20	West Bengal Council of Hr.Sec. Education.*	0	0	0	0	0	0	0.00	0.00	0.00
21	Central Board of Sec.Edu. N.D.	24747	5145	29892	17622	3064	20686	71.21	59.55	69.20
22	Council for Indian School Certificate*	0	0	0	0	0	0	0.00	0.00	0.00
23	National Open School*	0	0	0	0	0	0	0.00	0.00	0.00
<b>TOTAL:</b>		<b>161018</b>	<b>102650</b>	<b>263668</b>	<b>48664</b>	<b>69906</b>	<b>108670</b>	<b>32.22</b>	<b>58.36</b>	<b>42.80</b>

\* No provision of supplementary examination.

**TABLE - 6 : EXAMINATION RESULTS OF BOARDS - HIGHER SECONDARY EXAMINATION - 1999  
(Annual & Supplementary) (Regular & Private)**

S.No.	Name of the Board	Number of Students						Pass %age		
		Appeared			Passed			Regular	Private	Total
		Regular	Private	Total	Regular	Private	Total			
1	2	3	4	5	6	7	8	9	10	11
1	Assam Hr.Sec.Edn.Council, Guwahati.*	45616	68423	114039	31274	25587	56861	68.56	37.40	49.86
2	Bihar Intermediate Edu. Council*	93523	140285	233808	70341	130633	200974	75.21	93.12	85.96
3	Goa Board of Sec.&Hr.SecEdu.	23360	0	23360	16245	0	16245	69.54	0.00	69.54
4	Gujarat Hr. Sec. Edu. Board	153188	125335	278523	103919	57097	161016	67.84	45.56	57.81
5	Board of School Edu. Haryana	95902	17304	113206	49314	7039	56353	51.42	40.68	49.78
6	H.P. Board of School Edu.	44752	50184	94936	19782	24099	43881	44.20	48.02	46.22
7	J&K Board of School Edu.	48391	56936	105327	15441	7302	22743	31.91	12.82	21.59
8	Board of Sec.Exam., Kerala*	14297	11698	25995	9082	6812	15137	63.52	58.23	58.23
9	Maharashtra State Board of Sec./Hr. Sec. Education.	700386	13671	714057	417350	5427	422777	59.59	39.70	59.21
10	Board of Sec. Edu. (M.P.)	274425	61494	335919	189734	33482	223216	69.14	54.45	66.45
11	Board of Sec. Edu. Manipur*	22655	189	22844	16165	58	16223	71.35	30.69	71.02
12	Meghalaya Board of School Education*	7520	2477	9997	4688	729	5779	62.34	29.43	57.81
13	Mizoram Board of Sec. Edu.	2136	739	2875	1297	263	1198	60.72	35.59	41.67
14	Nagaland Board of Sec. & Hr. Secondary Education*	519	176	695	420	119	539	80.92	67.61	77.55
15	Council of Hr. Sec. Edn. Orissa Bhubaneshwar. *	130810	87206	218016	60087	32355	92442	45.93	37.10	42.40
16	Punjab Board of School Edu.	160683	77698	238381	85957	66636	152593	53.49	85.76	64.01
17	Board of Sec. Edu. Rajasthan.	171372	84878	256250	122229	24396	146625	71.32	28.74	57.22
18	Bd.of Hr.Sec.& Sec. Exams,TN	399017	0	399017	262179	0	262179	65.71	0.00	65.71
19	Tripura Board of Sec.Education	8188	5753	13941	4628	1964	6592	56.52	34.14	47.28
20	West Bengal Council of Hr.Sec. Education.*	227720	114281	342001	147093	49960	197053	64.59	43.72	57.62
21	Central Board of Sec.Edu. N.D.	224424	34051	258475	192049	17786	209835	85.57	52.23	81.18
22	Council for Indian School Certificate*	22195	0	22195	20887	0	20887	94.11	0.00	94.11
23	National Open School*	0	77987	77987	0	18337	18337	0.00	23.51	23.51
<b>TOTAL:</b>		<b>2871079</b>	<b>1030765</b>	<b>3901844</b>	<b>1840161</b>	<b>510081</b>	<b>2349485</b>	<b>64.09</b>	<b>49.49</b>	<b>60.21</b>

\* No provision of supplementary examination.

**TABLE - 7: EXAMINATION RESULTS OF BOARDS - HIGHER SECONDARY EXAMINATION 1999  
(ANNUAL & SUPPLEMENTARY) (DIVISION-WISE)**

S.No.	Name of the Board	Total Passed	DIVISION			PERCENTAGE		
			I	II	III	I	II	III
1	2	3	4	5	6	7	8	9
1	Assam Hr. Sec. Edn. Council, Guwahati.	56861	0	0	0	0.00	0.00	0.00
2	Bihar Intermediate Edu. Council	200974	0	0	0	0.00	0.00	0.00
3	Goa Board of Sec. & Hr. Sec Edu.	16245	5444	8083	2718	33.51	49.76	16.73
4	Gujarat Hr. Sec. Edu. Board	161016	56039	57999	46978	34.80	36.02	29.18
5	Board of School Edu. Haryana	56353	0	0	0	0.00	0.00	0.00
6	H.P. Board of School Edu.	43881	2059	6833	34989	4.69	15.57	79.74
7	J&K Board of School Edu.	22743	0	0	0	0.00	0.00	0.00
8	Board of Sec Exam., Kerala	15137	0	0	0	0.00	0.00	0.00
9	Maharashtra State Board of Sec./Hr. Sec. Education.	422777	120368	196848	105561	28.47	46.56	24.97
10	Board of Sec. Edu. (M.P.)	223216	52566	121661	48989	23.55	54.50	21.95
11	Board of Sec. Edu. Manipur	16223	1248	9381	5594	7.69	57.83	34.48
12	Meghalaya Board of School Education	5779	701	2657	2421	12.13	45.98	41.89
13	Mizoram Board	1198	79	512	607	6.59	42.74	50.67
14	Nagaland Board of Sec. & Hr. Secondary Education, Kohima.	539	32	249	258	5.94	46.20	47.87
15	Council of Hr. Sec. Edn. Orissa Bhubaneswar.	92442	7449	17925	67068	8.06	19.39	72.55
16	Punjab Board of School Edu.	152593	22516	40082	89995	14.76	26.27	58.98
17	Board of Sec. Edu. Rajasthan.	146625	26578	75023	45024	18.13	51.17	30.71
18	Bd. of Hr. Sec. & Sec. Exams, TN!	262179	0	0	0	0.00	0.00	0.00
19	Tripura Board of Sec. Education	6592	242	1307	5043	3.67	19.83	76.50
20	West Bengal Council of Hr. Sec Education. &	197053	25898	76914	94241	13.14	39.03	47.83
21	Central Board of Sec. Edu. N.D.*	209835	0	0	0	0.00	0.00	0.00
22	Council for Indian School Certificate*	20887	0	0	0	0.00	0.00	0.00
23	National Open School*	18337	0	0	0	0.00	0.00	0.00
<b>TOTAL:</b>		<b>2349485</b>	<b>321219</b>	<b>615474</b>	<b>1412792</b>	<b>13.67</b>	<b>26.20</b>	<b>60.13</b>

\*Grading system

! No provision of Division.

**TABLE - 8: EXAMINATION RESULTS OF BOARDS-HIGHER SECONDARY EXAMINATION - 1999  
(ANNUAL ) (SCHEDULED CASTES)**

S.No.	Name of the Board	Number of Students						Pass %age		
		Appeared			Passed			Boys	Girls	Total
		Boys	Girls	Total	Boys	Girls	Total			
1	2	3	4	5	6	7	8	9	10	11
1	Assam Hr.Sec.Edn.Council, Guwahati.	12176	8118	20294	3630	3630	7260	29.81	44.72	35.77
2	Bihar Intermediate Edu. Council	7031	1645	8676	6713	1368	8081	95.48	83.16	93.14
3	Goa Board of Sec.&Hr.SecEdu.	123	79	202	68	52	120	55.28	65.82	59.41
4	Gujarat Hr. Sec. Edu. Board	19591	9133	28724	8774	4762	13536	44.79	52.14	47.12
5	Board of School Edu. Haryana	0	0	0	0	0	0	0.00	0.00	0.00
6	H.P. Board of School Edu.	7823	4380	12203	2151	1643	3794	27.50	37.51	31.09
7	J&K Board of School Edu.	0	0	0	0	0	0	0.00	0.00	0.00
8	Board of Sec.Exam., Kerala	0	0	0	0	0	0	0.00	0.00	0.00
9	Maharashtra State Board of Sec./Hr. Sec. Education.	79566	41202	120768	29901	18886	48787	37.58	45.84	40.40
10	Board of Sec. Edu. (M.P.)	25080	16989	42069	11975	11049	23024	47.75	65.04	54.73
11	Board of Sec. Edu. Manipur	154	51	205	129	2	131	83.77	3.92	63.90
12	Meghalaya Board of School Education	57	48	105	25	19	44	43.86	39.58	41.90
13	Mizoram Board of Sec. Edu.	74	50	124	73	49	122	98.65	98.00	98.39
14	Nagaland Board of Sec.& Hr. Secondary Education, Kohima.	6	2	8	3	2	5	50.00	100.00	52.50
15	Council of Hr. Sec. Edn. Orissa Bhubaneshwar.	12176	8118	20294	3632	2972	6604	29.83	36.61	32.54
16	Punjab Board of School Edu.	33397	18765	52162	14719	7255	21974	44.07	38.66	42.13
17	Board of Sec. Edu. Rajasthan.	26118	4748	30866	10812	2347	13159	41.40	49.43	42.63
18	Bd.of Hr.Sec.& Sec. Exams,TN	30396	25993	56389	17796	18348	36144	58.55	70.59	64.10
19	Tripura Board of Sec.Education	1437	804	2241	630	308	938	43.84	38.31	41.86
20	West Bengal Council of Hr.Sec. Education. *	0	0	0	0	0	0	0.00	0.00	0.00
21	Central Board of Sec.Edu. N.D.	10471	6550	17021	6224	4548	10772	59.44	69.44	63.29
22	Council for Indian School Certificate	92	38	130	76	31	107	82.61	81.58	82.31
23	National Open School	0	0	0	0	0	0	0.00	0.00	0.00
<b>TOTAL:</b>		<b>265768</b>	<b>146713</b>	<b>412481</b>	<b>106988</b>	<b>72273</b>	<b>179261</b>	<b>40.26</b>	<b>49.26</b>	<b>43.46</b>

**TABLE - 9: EXAMINATION RESULTS OF BOARDS-HIGHER SECONDARY EXAMINATION - 1999  
( SUPPLEMENTARY) (SCHEDULED CASTES)**

S.No.	Name of the Board	Number of Students						Pass %age		
		Appeared			Passed			Boys	Girls	Total
		Boys	Girls	Total	Boys	Girls	Total			
3	4	5	6	7	8	9	10	11		
1	Assam Hr.Sec.Edn.Council, Guwahati.*	0	0	0	0	0	0	0.00	0.00	0.00
2	Bihar Intermediate Edu. Council*	0	0	0	0	0	0	0.00	0.00	0.00
3	Goa Board of Sec.&Hr.SecEdu.	10	15	25	1	3	4	10.00	20.00	16.00
4	Gujarat Hr. Sec. Edu. Board	943	485	1428	457	262	719	48.46	54.02	50.35
5	Board of School Edu. Haryana	0	0	0	0	0	0	0.00	0.00	0.00
6	H.P. Board of School Edu.	1879	1191	3070	1073	674	1747	57.10	56.59	56.91
7	J&K Board of School Edu.	0	0	0	0	0	0	0.00	0.00	0.00
8	Board of Sec.Exam., Kerala*	0	0	0	0	0	0	0.00	0.00	0.00
9	Maharashtra State Board of Sec./Hr. Sec. Education.	0	0	0	0	0	0	0.00	0.00	0.00
10	Board of Sec. Edu. (M.P.)	4910	3005	7915	3839	1890	5729	78.19	62.90	72.38
11	Council of Hr. Sec. Education, Manipur	0	0	0	0	0	0	0.00	0.00	0.00
12	Meghalaya Board of School Education*	0	0	0	0	0	0	0.00	0.00	0.00
13	Mizoram Board of Sec. Edu.	0	0	0	0	0	0	0.00	0.00	0.00
14	Nagaland Board of Sec.& Hr. Secondary Education*	0	0	0	0	0	0	0.00	0.00	0.00
15	Council of Hr. Sec. Edn. Orissa Bhubaneshwar.*	0	0	0	0	0	0	0.00	0.00	0.00
16	Punjab Board of School Edu.	5689	713	6402	1521	233	1754	26.74	32.68	27.40
17	Board of Sec. Edu. Rajasthan.	2493	540	3033	1523	395	1918	61.09	73.15	63.24
18	Bd.of Hr.Sec.& Sec. Exams,TN	0	0	0	0	0	0	0.00	0.00	0.00
19	Tripura Board of Sec.Education	0	0	0	0	0	0	0.00	0.00	0.00
20	West Bengal Council of Hr.Sec Education.*	0	0	0	0	0	0	0.00	0.00	0.00
21	Central Board of Sec.Edu. N.D.	0	0	0	0	0	0	0.00	0.00	0.00
22	Council for Indian School Certificate*	0	0	0	0	0	0	0.00	0.00	0.00
23	National Open School*	0	0	0	0	0	0	0.00	0.00	0.00
<b>TOTAL:</b>		<b>15924</b>	<b>5949</b>	<b>21873</b>	<b>8414</b>	<b>3457</b>	<b>11871</b>	<b>52.84</b>	<b>58.11</b>	<b>54.27</b>

\* No provision of supplementary examinations.

**TABLE - 10: EXAMINATION RESULTS OF BOARDS-HIGHER SECONDARY EXAMINATION - 1999  
(ANNUAL & SUPPLEMENTARY) (SCHEDULED CASTES)**

S.No.	Name of the Board	Number of Students						Pass %age		
		Appeared			Passed			Boys	Girls	Total
		Boys	Girls	Total	Boys	Girls	Total			
1	2	3	4	5	6	7	8	9	10	11
1	Assam Hr.Sec.Edn.Council, Guwahati.*	12176	8118	20294	3630	2970	6600	29.81	36.59	32.52
2	Bihar Intermediate Edu. Council*	7031	1645	8676	6713	1368	8081	95.48	83.16	93.14
3	Goa Board of Sec.&Hr.SecEdu.	123	79	202	69	55	124	56.10	69.62	61.39
4	Gujarat Hr. Sec. Edu. Board	19591	9133	28724	9231	5024	14255	47.12	55.01	49.63
5	Board of School Edu. Haryana	0	0	0	0	0	0	0.00	0.00	0.00
6	H.P. Board of School Edu.	7823	4380	12203	3224	2317	5541	41.21	52.90	45.41
7	J&K Board of School Edu.	0	0	0	0	0	0	0.00	0.00	0.00
8	Board of Sec.Exam., Kerala*	0	0	0	0	0	0	0.00	0.00	0.00
9	Maharashtra State Board of Sec./Hr. Sec. Education.	79566	41202	120768	29901	18886	48787	37.58	45.84	40.40
10	Board of Sec. Edu. (M.P.)	25080	16989	42069	15814	12939	28753	63.05	76.16	68.35
11	Council of Hr. Sec. Education, Manipur	154	51	205	129	2	131	83.77	3.92	63.90
12	Meghalaya Board of School Education*	57	48	105	25	19	44	43.86	39.58	41.90
13	Mizoram Board of Sec. Edu.	74	50	124	73	49	122	98.65	98.00	98.39
14	Nagaland Board of Sec. & Hr. Secondary Education, Kohima.*	6	2	8	3	2	5	50.00	100.0	62.50
15	Council of Hr. Sec. Edn. Orissa Bhubaneshwar.*	12176	8118	20294	3632	2972	6604	29.83	36.61	32.54
16	Punjab Board of School Edu.	33397	18765	52162	16240	7488	23728	48.63	39.90	45.49
17	Board of Sec. Edu. Rajasthan.	26118	4748	30866	12335	2742	15077	47.23	57.75	40.95
18	Bd.of Hr.Sec.& Sec. Exams,TN	30396	25993	56389	17796	18348	36144	58.55	70.59	64.10
19	Tripura Board of Sec.Education	1437	804	2241	630	308	938	43.84	38.31	41.86
20	West Bengal Council of Hr.Sec Education.*	0	0	0	0	0	0	0.00	0.00	0.00
21	Central Board of Sec.Edu. N.D.	10471	6550	17021	6224	4548	10772	59.44	69.44	63.29
22	Council for Indian School Certificate*	92	38	130	76	31	107	82.61	81.58	82.31
23	National Open School*	0	0	0	0	0	0	0.00	0.00	0.00
<b>TOTAL:</b>		<b>265768</b>	<b>146713</b>	<b>412481</b>	<b>115402</b>	<b>75730</b>	<b>191132</b>	<b>43.42</b>	<b>51.62</b>	<b>46.34</b>

\* No provision of supplementary examinations.

**TABLE - 11 : EXAMINATION RESULTS OF BOARDS -HIGHER SECONDARY- 1999  
(ANNUAL ) (Regular & Private) (Scheduled Castes)**

S.No.	Name of the Board	Number of Students						Pass %age		
		Appeared			Passed			Regular	Private	Total
		Regular	Private	Total	Regular	Private	Total			
1	2	3	4	5	6	7	8	9	10	11
1	Assam Hr.Sec.Edn.Council, Guwahati.	11162	9132	20294	3960	2640	6600	35.48	28.91	32.52
2	Bihar Intermediate Edu. Council*	4772	3904	8676	4364	3717	8081	91.45	95.21	93.14
3	Goa Board of Sec.&Hr.SecEdu.	199	3	202	120	0	120	60.30	0.00	59.41
4	Gujarat Hr. Sec. Edu. Board	28275	449	28724	13341	195	13536	47.18	43.43	47.12
5	Board of School Edu. Haryana	0	0	0	0	0	0	0.00	0.00	0.00
6	H.P. Board of School Edu.	6250	5953	12203	2634	1160	3794	42.14	19.49	31.09
7	J&K Board of School Edu.	0	0	0	0	0	0	0.00	0.00	0.00
8	Board of Sec.Exam., Kerala	0	0	0	0	0	0	0.00	0.00	0.00
9	Maharashtra State Board of Sec./Hr. Sec. Education.	118321	2447	120768	48130	657	48787	40.68	26.85	40.40
10	Board of Sec. Edu. (M.P.)	27491	14578	42069	17252	5772	23024	62.76	39.59	54.73
11	Board of Sec. Edu. Manipur	176	29	205	129	2	131	73.30	6.90	63.90
12	Meghalaya Board of School Education	87	18	105	32	12	44	36.78	66.67	41.90
13	Mizoram Board of Sec. Edu	68	56	124	67	55	122	98.24	98.57	98.39
14	Nagaland Board of Sec.& Hr. Secondary Education	4	4	8	3	2	5	75.00	50.00	62.50
15	Council of Hr. Sec. Edn. OrissaBhubaneshwar.	11162	9132	20294	3962	2642	6604	35.50	28.93	32.54
16	Punjab Board of School Edu.	37820	14342	52162	16464	5510	21974	43.53	38.42	42.13
17	Board of Sec. Edu. Rajasthan.	18811	12055	30866	10853	2306	13159	57.69	19.13	42.63
18	Bd.of Hr.Sec.& Sec. Exams,TN	56389	0	56389	36144	0	36144	64.10	0.00	64.10
19	Tripura Board of Sec.Education	1345	896	2241	516	422	938	38.37	47.09	41.86
20	West Bengal Council of Hr.Sec. Education.	0	0	0	0	0	0	0.00	0.00	0.00
21	Central Board of Sec.Edu. N.D.	14193	2828	17021	9873	899	10772	69.56	31.79	63.29
22	Council for Indian School Certificate	130	0	130	107	0	107	82.31	0.00	82.31
23	National Open School	0	0	0	0	0	0	0.00	0.00	0.00
<b>TOTAL:</b>		<b>336655</b>	<b>75826</b>	<b>412481</b>	<b>159627</b>	<b>19634</b>	<b>179261</b>	<b>47.42</b>	<b>25.89</b>	<b>43.46</b>



**TABLE - 12 : EXAMINATION RESULTS OF BOARDS -HIGHER SECONDARY- 1999  
( SUPPLEMENTARY) (Regular & Private) (Scheduled Castes)**

S.No.	Name of the Board	Number of Students						Pass %age		
		Appeared			Passed			Regular	Private	Total
		Regular	Private	Total	Regular	Private	Total			
1	2	3	4	5	6	7	8	9	10	11
1	Assam Hr.Sec.Edn.Council, Guwahati.*	0	0	0	0	0	0	0.00	0.00	0.00
2	Bihar Intermediate Edu. Council*	0	0	0	0	0	0	0.00	0.00	0.00
3	Goa Board of Sec.&Hr.SecEdu.	22	3	25	4	0	4	18.18	0.00	16.00
4	Gujarat Hr. Sec. Edu. Board	1418	10	1428	716	3	719	50.49	30.00	50.35
5	Board of School Edu. Haryana	0	0	0	0	0	0	0.00	0.00	0.00
6	H.P. Board of School Edu.	0	3070	3070	0	1747	1747	0.00	56.91	56.91
7	J&K Board of School Edu.	0	0	0	0	0	0	0.00	0.00	0.00
8	Board of Sec.Exam., Kerala*	0	0	0	0	0	0	0.00	0.00	0.00
9	Maharashtra State Board of Sec./Hr. Sec. Education.	0	0	0	0	0	0	0.00	0.00	0.00
10	Board of Sec. Edu. (M.P.)	0	7915	7915	0	5729	5729	0.00	72.38	72.38
11	Council of Hr. Sec. Education, Manipur	0	0	0	0	0	0	0.00	0.00	0.00
12	Meghalaya Board of School Education*	0	0	0	0	0	0	0.00	0.00	0.00
13	Mizoram Board of Sec. Edu.	0	0	0	0	0	0	0.00	0.00	0.00
14	Nagaland Board of Sec.& Hr. Secondary Education, Kohima.*	0	0	0	0	0	0	0.00	0.00	0.00
15	Council of Hr. Sec. Edn. Orissa Bhubaneshwar.*	0	0	0	0	0	0	0.00	0.00	0.00
16	Punjab Board of School Edu.	0	6402	6402	0	1754	1754	0.00	27.40	27.40
17	Board of Sec. Edu. Rajasthan.	1913	1120	3033	1212	706	1918	63.36	63.04	63.24
18	Bd.of Hr.Sec.& Sec. Exams,TN	0	0	0	0	0	0	0.00	0.00	0.00
19	Tripura Board of Sec.Education	0	0	0	0	0	0	0.00	0.00	0.00
20	West Bengal Council of Hr.Sec Education.*	0	0	0	0	0	0	0.00	0.00	0.00
21	Central Board of Sec.Edu. N.D.	0	0	0	0	0	0	0.00	0.00	0.00
22	Council for Indian School Certificate*	0	0	0	0	0	0	0.00	0.00	0.00
23	National Open School*	0	0	0	0	0	0	0.00	0.00	0.00
<b>TOTAL:</b>		<b>3353</b>	<b>18520</b>	<b>21873</b>	<b>1932</b>	<b>9939</b>	<b>11871</b>	<b>57.62</b>	<b>53.67</b>	<b>54.27</b>

\* No provision of supplementary examinations.

**TABLE - 13 : EXAMINATION RESULTS OF BOARDS -HIGHER SECONDARY- 1999  
(ANNUAL & SUPPLEMENTARY) (Regular & Private) (Scheduled Castes)**

S.No.	Name of the Board	Number of Students						Pass %age		
		Appeared			Passed			Regular	Private	Total
		Regular	Private	Total	Regular	Private	Total			
1	2	3	4	5	6	7	8	9	10	11
1	Assam Hr.Sec.Edn.Council, Guwahati.*	11162	9132	20294	3960	2640	6600	35	28.91	32.52
2	Bihar Intermediate Edu. Council*	4772	3904	8676	4364	3717	8081	91.45	95.21	93.14
3	Goa Board of Sec.&Hr.SecEdu.	199	3	202	124	0	124	62.31	0.00	61.39
4	Gujarat Hr. Sec. Edu. Board	28275	449	28724	14057	198	14255	49.72	44.10	49.63
5	Board of School Edu. Haryana	0	0	0	0	0	0	0.00	0.00	0.00
6	H.P. Board of School Edu.	6250	5953	12203	2634	2907	5541	42.14	48.83	45.41
7	J&K Board of School Edu.	0	0	0	0	0	0	0.00	0.00	0.00
8	Board of Sec.Exam., Kerala*	0	0	0	0	0	0	0.00	0.00	0.00
9	Maharashtra State Board of Sec./Hr. Sec. Education.	118321	2447	120768	48130	657	48787	40.68	26.85	40.40
10	Board of Sec. Edu. (M.P.)	27491	14578	42069	17252	11501	28753	62.76	78.89	68.35
11	Council of Hr. Sec. Education, Manipur	176	29	205	129	2	131	73.30	6.90	63.90
12	Meghalaya Board of School Education*	87	18	105	32	12	44	36.78	66.67	41.90
13	Mizoram Board of Sec. Edu.	68	56	124	67	55	122	98.24	98.57	98.39
14	Nagaland Board of Sec. & Hr. Secondary Education, Kohima.*	4	4	8	3	2	5	75.00	50.00	62.50
15	Council of Hr. Sec. Edn. Orissa Bhubaneshwar.*	11162	9132	20294	3962	2642	6604	35.50	28.93	32.54
16	Punjab Board of School Edu.	37820	14342	52162	16464	7264	23728	43.53	50.65	45.49
17	Board of Sec. Edu. Rajasthan.	18811	12055	30866	12065	3012	15077	64.14	24.99	48.85
18	Bd.of Hr.Sec.& Sec. Exams,TN	56389	0	56389	36144	0	36144	64.10	0.00	64.10
19	Tripura Board of Sec.Education	1345	896	2241	516	422	938	38.37	47.09	41.86
20	West Bengal Council of Hr.Sec Education.*	0	0	0	0	0	0	0.00	0.00	0.00
21	Central Board of Sec.Edu. N.D.	14193	2828	17021	9873	899	10772	69.56	31.79	63.29
22	Council for Indian School Certificate*	130	0	130	107	0	107	82.31	0.00	82.31
23	National Open School*	0	0	0	0	0	0	0.00	0.00	0.00
<b>TOTAL:</b>		<b>336655</b>	<b>75826.2</b>	<b>412481</b>	<b>161559</b>	<b>29572.7</b>	<b>191132</b>	<b>47.99</b>	<b>39.00</b>	<b>46.34</b>

\* No provision of supplementary examinations.

**TABLE - 14: EXAMINATION RESULTS OF BOARDS-HIGHER SECONDARY EXAMINATION -1999  
(ANNUAL )(SCHEDULED TRIBES)**

S.No.	Name of the Board	Number of Students						Pass %age		
		Appeared			Passed			Boys	Girls	Total
		Boys	Girls	Total	Boys	Girls	Total			
1	2	3	4	5	6	7	8	9	10	11
1	Assam Hr. Sec. Edn. Council, Guwahati.	16950	11300	28250	4024	3292	7316	23.74	29.13	25.90
2	Bihar Intermediate Edu. Council	4561	2244	6805	3306	1904	5210	72.48	84.85	76.56
3	Goa Board of Sec.&Hr. Sec Edu.	45	31	76	24	14	38	53.33	45.16	50.00
4	Gujarat Hr. Sec. Edu. Board	7997	3921	11918	3984	2402	6386	49.82	61.26	53.58
5	Board of School Edu. Haryana	0	0	0	0	0	0	0.00	0.00	0.00
6	H.P. Board of School Edu.	2368	1519	3887	659	445	1104	27.83	29.30	28.40
7	J&K Board of School Edu.	0	0	0	0	0	0	0.00	0.00	0.00
8	Board of Sec. Exam., Kerala	0	0	0	0	0	0	0.00	0.00	0.00
9	Maharashtra State Board of Sec./Hr. Sec. Education.	26042	12841	38883	10222	5539	15761	39.25	43.14	40.53
10	Board of Sec. Edu. (M.P.)	43932	28492	72424	11004	9003	20007	25.05	31.60	27.62
11	Board of Sec. Edu. Manipur	1784	121	1905	1550	97	1647	86.88	80.17	86.46
12	Meghalaya Board of School Education	3491	3330	6821	2006	1945	3951	57.46	58.41	57.92
13	Mizoram Board of Sec. Edu.	1910	1273	3183	591	483	1074	30.94	37.94	33.74
14	Nagaland Board of Sec. & Hr. Secondary Education.	379	255	634	274	212	486	72.30	83.14	76.66
15	Council of Hr. Sec. Edn. Orissa Bhubaneswar.	10042	6694	16736	3231	2644	5875	32.17	39.50	35.10
16	Punjab Board of School Edu.	0	0	0	0	0	0	0.00	0.00	0.00
17	Board of Sec. Edu. Rajasthan.	20416	2870	23286	7604	1225	8829	37.25	42.68	37.92
18	Bd. of Hr. Sec. & Sec. Exams, TN	858	563	1421	563	426	989	65.62	75.67	69.60
19	Tripura Board of Sec. Education	1150	555	1705	352	188	540	30.61	33.87	31.67
20	West Bengal Council of Hr. Sec. Education.	0	0	0	0	0	0	0.00	0.00	0.00
21	Central Board of Sec. Edu. N.D.	3202	2134	5336	1663	1361	3024	51.94	63.78	56.67
22	Council for Indian School Certificate	180	168	348	157	150	307	87.22	89.29	88.22
23	National Open School	0	0	0	0	0	0	0.00	0.00	0.00
<b>TOTAL:</b>		<b>145307</b>	<b>78311</b>	<b>223618</b>	<b>51214</b>	<b>31330</b>	<b>82544</b>	<b>35.25</b>	<b>40.01</b>	<b>36.91</b>

**TABLE - 15 : EXAMINATION RESULTS OF BOARDS-HIGHER SECONDARY EXAMINATION -1999  
(SUPPLEMENTARY)(SCHEDULED TRIBES)**

S.No.	Name of the Board	Number of Students						Pass %age		
		Appeared			Passed			Boys	Girls	Total
		Boys	Girls	Total	Boys	Girls	Total			
1	2	3	4	5	6	7	8	9	10	11
1	Assam Hr.Sec.Edn.Council, Guwahati.*	0	0	0	0	0	0	0.00	0.00	0.00
2	Bihar Intermediate Edu. Council*	0	0	0	0	0	0	0.00	0.00	0.00
3	Goa Board of Sec.&Hr.SecEdu.	2	0	2	2	0	2	100.00	0.00	100.00
4	Gujarat Hr. Sec. Edu. Board	279	117	396	134	66	200	48.03	56.41	50.51
5	Board of School Edu. Haryana	0	0	0	0	0	0	0.00	0.00	0.00
6	H.P. Board of School Edu.	541	370	911	312	191	503	57.67	51.62	55.21
7	J&K Board of School Edu.	0	0	0	0	0	0	0.00	0.00	0.00
8	Board of Sec.Exam., Kerala*	0	0	0	0	0	0	0.00	0.00	0.00
9	Maharashtra State Board of Sec./Hr. Sec. Education.	0	0	0	0	0	0	0.00	0.00	0.00
10	Board of Sec. Edu. (M.P.)	4019	3476	7495	2765	2262	5027	68.80	65.07	67.07
11	Council of Hr. Sec. Education, Manipur	0	0	0	0	0	0	0.00	0.00	0.00
12	Meghalaya Board of School Education*	0	0	0	0	0	0	0.00	0.00	0.00
13	Mizoram Board of Sec. Edu.	0	0	0	0	0	0	0.00	0.00	0.00
14	Nagaland Board of Sec.& Hr. Secondary Education, Kohima.*	0	0	0	0	0	0	0.00	0.00	0.00
15	Council of Hr. Sec. Edn. Orissa Bhubaneswar.*	0	0	0	0	0	0	0.00	0.00	0.00
16	Punjab Board of School Edu.	0	0	0	0	0	0	0.00	0.00	0.00
17	Board of Sec. Edu. Rajasthan.	2286	381	2667	1359	261	1620	59.45	68.50	60.74
18	Bd.of Hr.Sec.& Sec. Exams,TN	0	0	0	0	0	0	0.00	0.00	0.00
19	Tripura Board of Sec.Education	0	0	0	0	0	0	0.00	0.00	0.00
20	West Bengal Council of Hr.Sec Education.*	0	0	0	0	0	0	0.00	0.00	0.00
21	Central Board of Sec.Edu. N.D.	0	0	0	0	0	0	0.00	0.00	0.00
22	Council for Indian School Certificate*	0	0	0	0	0	0	0.00	0.00	0.00
23	National Open School*	0	0	0	0	0	0	0.00	0.00	0.00
<b>TOTAL:</b>		<b>7127</b>	<b>4344</b>	<b>11471</b>	<b>4572</b>	<b>2780</b>	<b>7352</b>	<b>64.15</b>	<b>64.00</b>	<b>64.09</b>

\* No provision of supplementary examinations.

**TABLE - 16 : EXAMINATION RESULTS OF BOARDS-HIGHER SECONDARY EXAMINATION -1999  
(ANNUAL & SUPPLEMENTARY)(SCHEDULED TRIBES)**

S.No.	Name of the Board	Number of Students						Pass %age		
		Appeared			Passed			Boys	Girls	Total
		Boys	Girls	Total	Boys	Girls	Total			
2	3	4	5	6	7	8	9	10	11	
1	Assam Hr. Sec. Edn. Council, Guwahati.*	16950	11300	28250	4024	3292	7316	23.74	29.13	25.90
2	Bihar Intermediate Edu. Council*	4561	2244	6805	3306	1904	5210	72.48	84.85	76.56
3	Goa Board of Sec.&Hr.SecEdu.	45	31	76	26	14	40	57.78	45.16	52.63
4	Gujarat Hr. Sec. Edu. Board	7997	3921	11918	4118	2468	6586	51.49	62.94	55.26
5	Board of School Edu. Haryana	0	0	0	0	0	0	0.00	0.00	0.00
6	H.P. Board of School Edu.	2368	1519	3887	971	636	1607	41.01	41.87	41.34
7	J&K Board of School Edu.	0	0	0	0	0	0	0.00	0.00	0.00
8	Board of Sec.Exam., Kerala*	0	0	0	0	0	0	0.00	0.00	0.00
9	Maharashtra State Board of Sec./Hr. Sec. Education.	26042	12841	38883	10222	5539	15761	39.25	43.14	40.53
10	Board of Sec. Edu. (M.P.)	43932	28492	72424	13769	11265	25034	31.34	39.54	34.57
11	Council of Hr. Sec. Education, Manipur	1784	121	1905	1550	97	1647	86.88	80.17	86.46
12	Meghalaya Board of School Education*	3491	3330	6821	2006	1945	3951	57.46	58.41	57.92
13	Mizoram Board of Sec. Edu.	1910	1273	3183	591	483	1074	30.94	37.94	33.74
14	Nagaland Board of Sec.& Hr. Secondary Education, Kohima.*	379	255	634	274	212	486	72.30	83.14	76.66
15	Council of Hr. Sec. Edn. Orissa Bhubaneshwar.*	10042	6694	16736	3231	2644	5875	32.17	39.50	35.10
16	Punjab Board of School Edu.	0	0	0	0	0	0	0.00	0.00	0.00
17	Board of Sec. Edu. Rajasthan.	20416	2870	23286	8963	1486	10449	43.90	51.78	44.87
18	Bd.of Hr.Sec.& Sec. Exams,TN	858	563	1421	563	426	989	65.62	75.67	69.60
19	Tripura Board of Sec.Education	1150	555	1705	352	188	540	30.61	33.87	31.67
20	West Bengal Council of Hr.Sec Education.*	0	0	0	0	0	0	0.00	0.00	0.00
21	Central Board of Sec.Edu. N.D.	3202	2134	5336	1663	1361	3024	51.94	63.78	56.67
22	Council for Indian School Certificate*	180	168	348	157	150	307	87.22	89.29	88.22
23	National Open School*	0	0	0	0	0	0	0.00	0.00	0.00
<b>TOTAL:</b>		<b>145307</b>	<b>78311</b>	<b>223618</b>	<b>55786</b>	<b>34110</b>	<b>89896</b>	<b>38.39</b>	<b>43.56</b>	<b>40.20</b>

\* No provision of supplementary examinations.

**TABLE - 17 : EXAMINATION RESULTS OF BOARDS -HIGHER SECONDARY EXAM.- 1999  
(ANNUAL ) (Regular & Private) (SCHEDULED TRIBES)**

S.No.	Name of the Board	Number of Students						Pass %age		
		Appeared			Passed			Regular	Private	Total
		Regular	Private	Total	Regular	Private	Total			
1	2	3	4	5	6	7	8	9	10	11
1	Assam Hr.Sec.Edn.Council, Guwahati.	15538	12712	28250	4390	2926	7316	28.25	23.02	25.90
2	Bihar Intermediate Edu. Council	3743	3062	6805	3122	2088	5210	83.41	68.19	76.56
3	Goa Board of Sec.&Hr.SecEdu.	41	35	76	22	16	38	53.66	45.71	50.00
4	Gujarat Hr. Sec. Edu. Board	11756	162	11918	6326	60	6386	53.81	37.04	53.58
5	Board of School Edu. Haryana	0	0	0	0	0	0	0.00	0.00	0.00
6	H.P. Board of School Edu.	1539	2348	3887	723	381	1104	46.98	16.23	28.40
7	J&K Board of School Edu.	0	0	0	0	0	0	0.00	0.00	0.00
8	Board of Sec.Exam., Kerala	0	0	0	0	0	0	0.00	0.00	0.00
9	Maharashtra State Board of Sec./Hr. Sec. Education.	38000	883	38883	15533	228	15761	40.88	25.82	40.53
10	Board of Sec. Edu. (M.P.)	43955	28469	72424	15020	4987	20007	34.17	17.52	27.62
11	Board of Sec. Edu. Manipur	1784	121	1905	1629	18	1647	91.31	14.88	86.46
12	Meghalaya Board of School Education	4258	2563	6821	2905	1046	3951	68.22	40.81	57.92
13	Mizoram Board of Sec. Edu.	1751	1432	3183	644	430	1074	36.78	30.03	33.74
14	Nagaland Board of Sec. & Hr. Secondary Education.	473	161	634	380	106	486	80.34	65.84	76.66
15	Council of Hr. Sec. Edn. OrissaBhubaneshwar.	9205	7531	16736	3525	2350	5875	38.29	31.20	35.10
16	Punjab Board of School Edu.	0	0	0	0	0	0	0.00	0.00	0.00
17	Board of Sec. Edu. Rajasthan.	14840	8446	23286	7603	1226	8829	51.23	14.52	37.92
18	Bd.of Hr.Sec.& Sec. Exams,TN	1421	0	1421	989	0	989	69.60	0.00	69.60
19	Tripura Board of Sec.Education	938	767	1705	324	216	540	34.54	28.16	31.67
20	West Bengal Council of Hr.Sec.Education.	0	0	0	0	0	0	0.00	0.00	0.00
21	Central Board of Sec.Edu. N.D.	4643	693	5336	2767	257	3024	59.60	37.09	56.67
22	Council for Indian School Certificate	348	0	348	307	0	307	88.22	0.00	88.22
23	National Open School	0	0	0	0	0	0	0.00	0.00	0.00
<b>TOTAL:</b>		<b>154233</b>	<b>69385</b>	<b>223618</b>	<b>66209</b>	<b>16335</b>	<b>82544</b>	<b>42.93</b>	<b>23.54</b>	<b>36.91</b>

TABLE - 18 : EXAMINATION RESULTS OF BOARDS -HIGHER SECONDARY EXAM.- 1999  
( SUPPLEMENTARY) (Regular & Private) (SCHEDULED TRIBES)

S.No.	Name of the Board	Number of Students						Pass %age		
		Appeared			Passed			Regular	Private	Total
		Regular	Private	Total	Regular	Private	Total			
1	2	3	4	5	6	7	8	9	10	11
1	Assam Hr.Sec.Edn.Council, Guwahati.*	0	0	0	0	0	0	0.00	0.00	0.00
2	Bihar Intermediate Edu. Council*	0	0	0	0	0	0	0.00	0.00	0.00
3	Goa Board of Sec.&Hr.SecEdu.	2	0	2	2	0	2	100.00	0.00	100.00
4	Gujarat Hr. Sec. Edu. Board	394	2	396	198	2	200	50.25	100.00	50.51
5	Board of School Edu. Haryana	0	0	0	0	0	0	0.00	0.00	0.00
6	H.P. Board of School Edu.	0	911	911	0	503	503	0.00	55.21	55.21
7	J&K Board of School Edu.	0	0	0	0	0	0	0.00	0.00	0.00
8	Board of Sec.Exam., Kerala*	0	0	0	0	0	0	0.00	0.00	0.00
9	Maharashtra State Board of Sec./Hr. Sec. Education.	0	0	0	0	0	0	0.00	0.00	0.00
10	Board of Sec. Edu. (M.P.)	0	7495	7495	0	5027	5027	0.00	67.07	67.07
11	Council of Hr. Sec. Education, Manipur	0	0	0	0	0	0	0.00	0.00	0.00
12	Meghalaya Board of School Education*	0	0	0	0	0	0	0.00	0.00	0.00
13	Mizoram Board of Sec. Edu.	0	0	0	0	0	0	0.00	0.00	0.00
14	Nagaland Board of Sec. & Hr. Secondary Education, Kohima.*	0	0	0	0	0	0	0.00	0.00	0.00
15	Council of Hr. Sec. Edn. Orissa Bhubaneswar.*	0	0	0	0	0	0	0.00	0.00	0.00
16	Punjab Board of School Edu.	0	0	0	0	0	0	0.00	0.00	0.00
17	Board of Sec. Edu. Rajasthan.	1788	879	2667	1169	451	1620	65.38	51.31	60.74
18	Bd.of Hr.Sec.& Sec. Exams,TN	0	0	0	0	0	0	0.00	0.00	0.00
19	Tripura Board of Sec.Education	0	0	0	0	0	0	0.00	0.00	0.00
20	West Bengal Council of Hr.Sec Education.*	0	0	0	0	0	0	0.00	0.00	0.00
21	Central Board of Sec.Edu. N.D.	0	0	0	0	0	0	0.00	0.00	0.00
22	Council for Indian School Certificate*	0	0	0	0	0	0	0.00	0.00	0.00
23	National Open School*	0	0	0	0	0	0	0.00	0.00	0.00
TOTAL:		2184	9287	11471	1369	5983	7352	62.68	64.42	64.09

\* No provision of supplementary examinations.

**TABLE - 19 : EXAMINATION RESULTS OF BOARDS -HIGHER SECONDARY EXAM.- 1999  
(ANNUAL & SUPPLEMENTARY) (Regular & Private) (SCHEDULED TRIBES)**

S.No.	Name of the Board	Number of Students						Pass %age		
		Appeared			Passed			Regular	Private	Total
		Regular	Private	Total	Regular	Private	Total			
1	2	3	4	5	6	7	8	9	10	11
1	Assam Hr.Sec.Edn.Council, Guwahati.*	15538	12712	28250	4390	2926	7316	28.25	23.02	25.90
2	Bihar Intermediate Edu. Council*	3743	3062	6805	3122	2088	5210	83.41	68.19	76.56
3	Goa Board of Sec.&Hr.SecEdu.	41	35	76	24	16	40	58.54	45.71	52.63
4	Gujarat Hr. Sec. Edu. Board	11756	162	11918	6524	62	6586	55.50	38.27	55.26
5	Board of School Edu. Haryana	0	0	0	0	0	0	-	-	-
6	H.P. Board of School Edu.	1539	2348	3887	723	884	1607	46.98	37.65	41.34
7	J&K Board of School Edu.	0	0	0	0	0	0	-	-	-
8	Board of Sec.Exam., Kerala*	0	0	0	0	0	0	-	-	-
9	Maharashtra State Board of Sec./Hr. Sec. Education.	38000	883	38883	15533	228	15761	40.88	25.82	40.53
10	Board of Sec. Edu. (M.P.)	43955	28469	79919	15020	10014	25034	34.17	35.18	31.32
11	Council of Hr. Sec. Education, Manipur	1784	121	1905	1629	18	1647	91.31	14.88	86.46
12	Meghalaya Board of School Education*	4258	2563	6821	2905	1046	3951	68.22	40.81	57.92
13	Mizoram Board of Sec. Edu.	1751	1432	3183	644	430	1074	36.78	30.03	33.74
14	Nagaland Board of Sec.& Hr. Secondary Education, Kohima.*	473	161	634	380	106	486	80.34	65.84	76.66
15	Council of Hr. Sec. Edn. Orissa Bhubaneswar.*	9205	7531	16736	3525	2350	5875	38.29	31.20	35.10
16	Punjab Board of School Edu.	0	0	0	0	0	0	-	-	-
17	Board of Sec. Edu. Rajasthan.	14840	8446	23286	8772	1677	10449	59.11	19.86	44.87
18	Bd.of Hr.Sec.& Sec. Exams,TN	1421	0	1421	989	0	989	69.60	-	69.60
19	Tripura Board of Sec.Education	938	767	1705	324	216	540	34.54	28.16	31.67
20	West Bengal Council of Hr.Sec Education.*	0	0	0	0	0	0			
21	Central Board of Sec.Edu. N.D.	4643	693	5336	2767	257	3024	59.60	37.09	56.67
22	Council for Indian School Certificate*	348	0	348	307	0	307	88.22	-	88.22
23	National Open School*	0	0	0	0	0	0	-	-	-
<b>TOTAL:</b>		<b>154233</b>	<b>69385</b>	<b>223618</b>	<b>67578</b>	<b>22318</b>	<b>89896</b>	<b>43.82</b>	<b>32.17</b>	<b>40.20</b>

\* No provision of supplementary examinations.



**TABLE - 20 : EXAMINATION RESULTS OF BOARDS OF INTERMEDIATE/PRE UNIVERSITY EXAMINATION - 1999  
(Annual)**

S.No.	Name of the Board	Number of Students						Pass %age		
		Appeared			Passed			Boys	Girls	Total
		Boys	Girls	Total	Boys	Girls	Total			
1	2	3	4	5	6	7	8	9	10	11
1	Board of Intermediate Edn., Andhra Pradesh.	277303	156397	433700	89848	64411	154259	32.40	41.18	35.57
2	Board of Pre-University Edn., Karnataka.	208636	110392	319028	68111	56628	124739	32.65	51.30	39.10
3	Madhyamik Shiksha Parishad, Uttar Pradesh.	710603	342944	1053547	377078	269179	646257	53.06	78.49	61.34
<b>TOTAL:</b>		<b>1196542</b>	<b>609733</b>	<b>1806275</b>	<b>535037</b>	<b>390218</b>	<b>925255</b>	<b>44.72</b>	<b>64.00</b>	<b>51.22</b>

**TABLE - 21 : EXAMINATION RESULTS OF BOARDS OF INTERMEDIATE/PRE UNIVERSITY EXAMINATION - 1999  
(Supplementary)**

S.No.	Name of the Board	Number of Students						Pass %age		
		Appeared			Passed			Boys	Girls	Total
		Boys	Girls	Total	Boys	Girls	Total			
1	2	3	4	5	6	7	8	9	10	11
1	Board of Intermediate Edn., Andhra Pradesh.	55836	120414	176250	10047	6789	16836	17.99	5.64	9.55
2	Board of Pre-University Edn., Karnataka.	93691	41130	134821	16136	10040	26176	17.22	24.41	19.42
3	Madhyamik Shiksha Parishad, Uttar Pradesh.*	0	0	0	0	0	0	0.00	0.00	0.00
<b>TOTAL:</b>		<b>149527</b>	<b>161544</b>	<b>311071</b>	<b>26183</b>	<b>16829</b>	<b>43012</b>	<b>17.51</b>	<b>10.42</b>	<b>13.83</b>

**TABLE - 22 : EXAMINATION RESULTS OF BOARDS OF INTERMEDIATE/PRE UNIVERSITY EXAMINATION - 1999  
(Annual & Supplementary)**

S.No.	Name of the Board	Number of Students						Pass %age		
		Appeared			Passed			Boys	Girls	Total
		Boys	Girls	Total	Boys	Girls	Total			
1	2	3	4	5	6	7	8	9	10	11
1	Board of Intermediate Edn., Andhra Pradesh.	277303	156397	433700	99895	71200	171095	36.02	45.53	39.45
2	Board of Pre-University Edn., Karnataka.	208636	110392	319028	84247	66668	150915	40.38	60.39	47.30
3	Madhyamik Shiksha Parishad, Uttar Pradesh.*	710603	342944	1053547	377078	269179	646257	53.06	78.49	61.34
<b>TOTAL:</b>		<b>1196542</b>	<b>609733</b>	<b>1806275</b>	<b>561220</b>	<b>407047</b>	<b>968267</b>	<b>46.90</b>	<b>66.76</b>	<b>53.51</b>

\* No provision of supplementary examination.

**TABLE - 23 : EXAMINATION RESULTS OF BOARDS OF INTERMEDIATE/PREUNIVERSITY EXAMINATION -1999  
(Annual) (REGULAR & PRIVATE)**

S.No.	Name of the Board	Number of Students						Pass %age		
		Appeared			Passed			Regular	Private	Total
		Regular	Private	Total	Regular	Private	Total			
1	2	3	4	5	6	7	8	9	10	11
1	Board of Intermediate Edn., Andhra Pradesh.	295448	138252	433700	132958	21301	154259	45.00	15.41	35.57
2	Board of Pre-University Edn., Karnataka.	319028	0	319028	124739	0	124739	39.10	0.00	39.10
3	Madhyamik Shiksha Parishad, Uttar Pradesh.	827603	225944	1053547	539668	106589	646257	65.21	47.17	61.34
<b>TOTAL:</b>		<b>1442079</b>	<b>364196</b>	<b>1806275</b>	<b>797365</b>	<b>127890</b>	<b>925255</b>	<b>55.29</b>	<b>35.12</b>	<b>51.22</b>

**TABLE - 24 : EXAMINATION RESULTS OF BOARDS OF INTERMEDIATE/PREUNIVERSITY EXAMINATION -1999  
(Supplementary) (REGULAR & PRIVATE)**

S.No.	Name of the Board	Number of Students						Pass %age		
		Appeared			Passed			Regular	Private	Total
		Regular	Private	Total	Regular	Private	Total			
1	2	3	4	5	6	7	8	9	10	11
1	Board of Intermediate Edn., Andhra Pradesh.	176250	0	176250	16836	0	16836	9.55	0.00	9.55
2	Board of Pre-University Edn., Karnataka.	134821	0	134821	26176	0	26176	19.42	0.00	19.42
3	Madhyamik Shiksha Parishad, Uttar Pradesh.*	0	0	0	0	0	0	0.00	0.00	0.00
<b>TOTAL:</b>		<b>311071</b>	<b>0</b>	<b>311071</b>	<b>43012</b>	<b>0</b>	<b>43012</b>	<b>13.83</b>	<b>0.00</b>	<b>13.83</b>

**TABLE - 25 : EXAMINATION RESULTS OF BOARDS OF INTERMEDIATE/PREUNIVERSITY EXAMINATION -1999  
(Annual & Supplementary) (REGULAR & PRIVATE)**

S.No.	Name of the Board	Number of Students						Pass %age		
		Appeared			Passed			Regular	Private	Total
		Regular	Private	Total	Regular	Private	Total			
1	2	3	4	5	6	7	8	9	10	11
1	Board of Intermediate Edn., Andhra Pradesh.	295448	138252	433700	149794	21301	171095	50.70	15.41	39.45
2	Board of Pre-University Edn., Karnataka.	319028	0	319028	150915	0	150915	47.30	0.00	47.30
3	Madhyamik Shiksha Parishad, Uttar Pradesh.*	827603	225944	1053547	539668	106589	646257	65.21	47.17	61.34
<b>TOTAL:</b>		<b>1442079</b>	<b>364196</b>	<b>1806275</b>	<b>840377</b>	<b>127890</b>	<b>968267</b>	<b>58.28</b>	<b>35.12</b>	<b>53.61</b>

\* No provision of supplementary examination.

**TABLE - 26: EXAMINATION RESULTS OF BOARDS OF INTERMEDIATE/ PRE-UNIVERSITY  
EXAMINATION - 2000  
(ANNUAL) - DIVISION-WISE**

S.No.	Name of the Board	Total Passed	DIVISION			Percentage		
			I	II	III	I	II	III
1	2	3	4	5	6	7	8	9
1	Board of Intermediate Edn., Andhra Pradesh.	189951	86082	41582	62287	45.32	21.89	32.79
2	Board of Pre-University Edn.,Karnataka.	156915	0	0	0	0.00	0.00	0.00
3	Madhyamik Shiksha Parishad, Uttar Pradesh.*	578070	67946	364980	145144	11.75	63.14	25.11
<b>TOTAL:</b>		<b>924936</b>	<b>154028</b>	<b>406562</b>	<b>364346</b>	<b>16.65</b>	<b>43.96</b>	<b>39.39</b>

\* No provision of supplementary examination.

TABLE - 27 : EXAMINATION RESULTS OF BOARDS OF INTERMEDIATE/PRE UNIVERSITY EXAMINATION - 1999  
(Annual) (SCHEDULED CASTES)

S.No.	Name of the Board	Number of Students						Pass %age		
		Appeared			Passed			Boys	Girls	Total
		Boys	Girls	Total	Boys	Girls	Total			
1	2	3	4	5	6	7	8	9	10	11
1	Board of Intermediate Edn., Andhra Pradesh.	40237	20489	60726	12227	7663	19890	30.39	37.40	32.75
2	Board of Pre-University Edn., Karnataka.	17068	8777	25845	5663	3175	8838	33.18	36.17	34.20
3	Madhyamik Shiksha Parishad, Uttar Pradesh.	83709	24928	108637	41203	18240	59443	49.22	73.17	54.72
TOTAL:		141014	54194	195208	59093	29078	88171	41.91	53.66	45.17

TABLE - 28 : EXAMINATION RESULTS OF BOARDS OF INTERMEDIATE/PRE UNIVERSITY EXAMINATION - 1999  
(Supplementary) (SCHEDULED CASTES)

S.No.	Name of the Board	Number of Students						Pass %age		
		Appeared			Passed			Boys	Girls	Total
		Boys	Girls	Total	Boys	Girls	Total			
1	2	3	4	5	6	7	8	9	10	11
1	Board of Intermediate Edn., Andhra Pradesh.	21027	9872	30899	3105	1648	4753	14.77	16.69	15.38
2	Board of Pre-University Edn., Karnataka.	13058	11109	24167	1864	1423	3287	14.27	12.81	13.60
3	Madhyamik Shiksha Parishad, Uttar Pradesh.*	0	0	0	0	0	0	0.00	0.00	0.00
TOTAL:		34085	20981	55066	4989	3071	8040	14.58	14.64	14.80

TABLE - 29 : EXAMINATION RESULTS OF BOARDS OF INTERMEDIATE/PRE UNIVERSITY EXAMINATION - 1999  
(Annual & Supplementary) (SCHEDULED CASTES)

S.No.	Name of the Board	Number of Students						Pass %age		
		Appeared			Passed			Boys	Girls	Total
		Boys	Girls	Total	Boys	Girls	Total			
1	2	3	4	5	6	7	8	9	10	11
1	Board of Intermediate Edn., Andhra Pradesh.	40237	20489	60726	15332	9311	24643	38.10	45.44	40.58
2	Board of Pre-University Edn., Karnataka.	17068	8777	25845	7527	4598	12125	44.10	52.39	46.91
3	Madhyamik Shiksha Parishad, Uttar Pradesh.*	83709	24928	108637	41203	18240	59443	49.22	73.17	54.72
TOTAL:		141014	54194	195208	64062	32149	96211	45.43	59.32	49.29

\* No provision of supplementary examination.

**TABLE - 30 : EXAMINATION RESULTS OF BOARDS OF INTERMEDIATE/PREUNIVERSITY EXAMINATION -1999  
(Annual) (REGULAR & PRIVATE)(SCHEDULED CASTES)**

S.No.	Name of the Board	Number of Students						Pass %age		
		Appeared			Passed			Regular	Private	Total
		Regular	Private	Total	Regular	Private	Total			
1	2	3	4	5	6	7	8	9	10	11
1	Board of Intermediate Edn., Andhra Pradesh.	45936	14790	60726	14161	5729	19890	30.83	38.74	32.75
2	Board of Pre-University Edn.,Karnataka.	25845	0	25845	8838	0	8838	34.20	#DIV/0!	34.20
3	Madhyamik Shiksha Parishad, Uttar Pradesh.	87489	21148	108637	50454	8989	59443	57.67	42.51	54.72
<b>TOTAL:</b>		<b>159270</b>	<b>35938</b>	<b>195208</b>	<b>73453</b>	<b>14718</b>	<b>88171</b>	<b>46.12</b>	<b>40.95</b>	<b>45.17</b>

**TABLE - 31 : EXAMINATION RESULTS OF BOARDS OF INTERMEDIATE/PREUNIVERSITY EXAMINATION -1999  
(Supplementary) (REGULAR & PRIVATE)(SCHEDULED CASTES)**

S.No.	Name of the Board	Number of Students						Pass %age		
		Appeared			Passed			Regular	Private	Total
		Regular	Private	Total	Regular	Private	Total			
1	2	3	4	5	6	7	8	9	10	11
1	Board of Intermediate Edn., Andhra Pradesh.	0	30899	30899	0	4753	4753	0.00	15.38	15.38
2	Board of Pre-University Edn.,Karnataka.	24167	0	24167	3287	0	3287	13.60	0.00	13.60
3	Madhyamik Shiksha Parishad, Uttar Pradesh.*	0	0	0	0	0	0	0.00	0.00	0.00
<b>TOTAL:</b>		<b>24167</b>	<b>30899</b>	<b>55066</b>	<b>3287</b>	<b>4753</b>	<b>8040</b>	<b>13.60</b>	<b>15.38</b>	<b>14.60</b>

**TABLE - 32 : EXAMINATION RESULTS OF BOARDS OF INTERMEDIATE/PREUNIVERSITY EXAMINATION -1999  
(Annual & Supplementary) (REGULAR & PRIVATE)(SCHEDULED CASTES)**

S.No.	Name of the Board	Number of Students						Pass %age		
		Appeared			Passed			Regular	Private	Total
		Regular	Private	Total	Regular	Private	Total			
1	2	3	4	5	6	7	8	9	10	11
1	Board of Intermediate Edn.,Andhra Pradesh.	45936	14790	60726	14161	10482	24643	30.83	70.87	40.58
2	Board of Pre-University Edn.,Karnataka.	25845	0	25845	12125	0	12125	46.91	0.00	46.91
3	Madhyamik Shiksha Parishad, Uttar Pradesh.*	87489	21148	108637	50454	8989	59443	57.67	42.51	54.72
<b>TOTAL:</b>		<b>159270</b>	<b>35938</b>	<b>195208</b>	<b>76740</b>	<b>19471</b>	<b>96211</b>	<b>48.18</b>	<b>54.18</b>	<b>49.29</b>

\* No provision of supplementary examination.

**TABLE - 33 : EXAMINATION RESULTS OF BOARDS OF INTERMEDIATE/PRE UNIVERSITY EXAMINATION - 1999  
(Annual) (SCHEDULED TRIBES)**

S.No.	Name of the Board	Number of Students						Pass %age		
		Appeared			Passed			Boys	Girls	Total
		Boys	Girls	Total	Boys	Girls	Total			
1	2	3	4	5	6	7	8	9	10	11
1	Board of Intermediate Edn., Andhra Pradesh.	12613	3553	16166	3226	1201	4427	25.58	33.80	27.38
2	Board of Pre-University Edn., Karnataka.	5302	2425	7727	1832	810	2642	34.55	33.40	34.19
3	Madhyamik Shiksha Parishad, Uttar Pradesh.	3393	1377	4770	1770	991	2761	52.17	71.97	57.88
<b>TOTAL:</b>		<b>21308</b>	<b>7355</b>	<b>28663</b>	<b>6828</b>	<b>3002</b>	<b>9830</b>	<b>32.04</b>	<b>40.82</b>	<b>34.30</b>

**TABLE - 34 : EXAMINATION RESULTS OF BOARDS OF INTERMEDIATE/PRE UNIVERSITY EXAMINATION - 1999  
(Supplementary) (SCHEDULED TRIBES)**

S.No.	Name of the Board	Number of Students						Pass %age		
		Appeared			Passed			Boys	Girls	Total
		Boys	Girls	Total	Boys	Girls	Total			
1	2	3	4	5	6	7	8	9	10	11
1	Board of Intermediate Edn., Andhra Pradesh.	7406	1796	9202	1000	269	1269	13.50	14.98	13.79
2	Board of Pre-University Edn., Karnataka.	3454	2991	6445	603	301	904	17.46	10.06	14.03
3	Madhyamik Shiksha Parishad, Uttar Pradesh.*	0	0	0	0	0	0	0.00	0.00	0.00
<b>TOTAL:</b>		<b>10860</b>	<b>4787</b>	<b>15647</b>	<b>1603</b>	<b>570</b>	<b>2173</b>	<b>14.76</b>	<b>11.91</b>	<b>13.89</b>

**TABLE - 35 : EXAMINATION RESULTS OF BOARDS OF INTERMEDIATE/PRE UNIVERSITY EXAMINATION - 1999  
(Annual & Supplementary) (SCHEDULED TRIBES)**

S.No.	Name of the Board	Number of Students						Pass %age		
		Appeared			Passed			Boys	Girls	Total
		Boys	Girls	Total	Boys	Girls	Total			
1	2	3	4	5	6	7	8	9	10	11
1	Board of Intermediate Edn., Andhra Pradesh.	12613	3553	16166	4226	1470	5696	33.51	41.37	35.23
2	Board of Pre-University Edn., Karnataka.	5302	2425	7727	2435	1111	3546	45.93	45.81	45.89
3	Madhyamik Shiksha Parishad, Uttar Pradesh.*	3393	1377	4770	1770	991	2761	52.17	71.97	57.88
<b>TOTAL:</b>		<b>21308</b>	<b>7355</b>	<b>28663</b>	<b>8431</b>	<b>3572</b>	<b>12003</b>	<b>39.57</b>	<b>48.57</b>	<b>41.88</b>

\* No provision of supplementary examination.

**TABLE - 36 : EXAMINATION RESULTS OF BOARDS OF INTERMEDIATE/PREUNIVERSITY EXAMINATION -1999  
(Annual) REGULAR & PRIVATE)(SCHEDULED TRIBES)**

S.No.	Name of the Board	Number of Students						Pass %age		
		Appeared			Passed			Regular	Private	Total
		Regular	Private	Total	Regular	Private	Total			
1	2	3	4	5	6	7	8	9	10	11
1	Board of Intermediate Edn., Andhra Pradesh.	9326	6840	16166	3023	1404	4427	32.41	20.53	27.38
2	Board of Pre-University Edn.,Karnataka.	7727	0	7727	2642	0	2642	34.19	0.00	34.19
3	Madhyamik Shiksha Parishad, Uttar Pradesh.	3629	1141	4770	2240	521	2761	61.72	45.66	57.88
<b>TOTAL:</b>		<b>20682</b>	<b>7981</b>	<b>28663</b>	<b>7905</b>	<b>1925</b>	<b>9830</b>	<b>38.22</b>	<b>24.12</b>	<b>34.30</b>

**TABLE - 37 : EXAMINATION RESULTS OF BOARDS OF INTERMEDIATE/PREUNIVERSITY EXAMINATION -1999  
(Supplementary) (REGULAR & PRIVATE)(SCHEDULED TRIBES)**

S.No.	Name of the Board	Number of Students						Pass %age		
		Appeared			Passed			Regular	Private	Total
		Regular	Private	Total	Regular	Private	Total			
1	2	3	4	5	6	7	8	9	10	11
1	Board of Intermediate Edn., Andhra Pradesh.	0	9202	9202	0	1269	1269	0.00	13.79	13.79
2	Board of Pre-University Edn.,Karnataka.	6445	0	6445	904	0	904	14.03	0.00	14.03
3	Madhyamik Shiksha Parishad, Uttar Pradesh.*	0	0	0	0	0	0	0.00	0.00	0.00
<b>TOTAL:</b>		<b>6445</b>	<b>9202</b>	<b>15647</b>	<b>904</b>	<b>1269</b>	<b>2173</b>	<b>14.03</b>	<b>13.79</b>	<b>13.89</b>

**TABLE - 38 : EXAMINATION RESULTS OF BOARDS OF INTERMEDIATE/PREUNIVERSITY EXAMINATION -1999  
(Annual & Supplementary) (REGULAR & PRIVATE)(SCHEDULED TRIBES)**

S.No.	Name of the Board	Number of Students						Pass %age		
		Appeared			Passed			Regular	Private	Total
		Regular	Private	Total	Regular	Private	Total			
1	2	3	4	5	6	7	8	9	10	11
1	Board of Intermediate Edn.,Andhra Pradesh.	9326	6840	16166	3023	2673	5696	32.41	39.08	35.23
2	Board of Pre-University Edn.,Karnataka.	7727	0	7727	3546	0	3546	45.89	0.00	45.89
3	Madhyamik Shiksha Parishad, Uttar Pradesh.*	3629	1141	4770	2240	521	2761	61.72	45.66	57.88
<b>TOTAL:</b>		<b>20682</b>	<b>7981</b>	<b>28663</b>	<b>8809</b>	<b>3194</b>	<b>12003</b>	<b>42.59</b>	<b>40.02</b>	<b>41.88</b>

\* No provision of supplementary examination.

**SECTION – 4**

**HIGHER SECONDARY AND  
INTERMEDIATE / PUC  
EXAMINATION - 2000**



**TABLE - 1 : EXAMINATION RESULTS OF BOARDS HIGHER SECONDARY EXAMINATION -2000  
(Annuals )**

S.No.	Name of the Board	Number of Students						Pass %age		
		Appeared			Passed			Boys	Girls	Total
		Boys	Girls	Total	Boys	Girls	Total			
1	2	3	4	5	6	7	8	9	10	11
1	Assam Hr.Sec.Edn.Council, Guwahati.	71735	54263	125998	33038	23823	56861	46.06	43.90	45.13
2	Bihar Intermedlate Edu. Council	48262	15393	63655	44339	14510	58849	91.87	94.26	92.45
3	Goa Board of Sec.&Hr SecEdu.	5059	5700	10759	3436	4389	7825	67.92	77.00	72.73
4	Gujarat Hr. Sec. Edu. Board	335288	223525	558813	96539	78986	175525	28.79	35.34	31.41
5	Board of School Edu. Haryana	91723	54807	146530	46444	35717	82161	50.64	65.17	56.07
6	H.P. Board of School Edu.	53741	36342	90083	17718	14378	32096	32.97	39.56	35.63
7	J&K Board of School Edu.	67790	45193	112983	18096	14806	32902	26.69	32.76	29.12
8	Board of Sec.Exam., Kerala	25434	31316	56750	12844	18708	31552	50.50	59.74	55.60
9	Maharashtra State Board of Sec./Hr. Sec. Education.	481036	295370	776406	269102	201046	470148	55.94	68.07	60.55
10	Board of Sec. Edu. (M.P.)	234429	106878	341307	167566	86925	254491	71.48	81.33	74.56
11	Council of Hr. Sec. Education, Manipur	10211	11021	21232	7113	8059	15172	69.66	73.12	71.46
12	Meghalaya Board of School Education.	6129	5469	11598	2956	2922	5878	48.23	53.43	50.68
13	Mizoram Board of Sec. Edu.	2298	2081	4379	501	451	952	21.80	21.67	21.74
14	Nagaland Board of Sec. & Hr. Secondary Education, Kohima.	532	451	983	376	376	752	70.68	83.37	76.50
15	Council of Hr. Sec. Edn. Orissa Bhubaneswar.	147476	89021	236497	57652	40749	98401	39.09	45.77	41.61
16	Punjab Board of School Edu.	185437	53299	238736	100022	27046	127068	53.94	50.74	53.23
17	Board of Sec. Edu. Rajasthan.	196167	72845	269012	121701	52131	173832	62.04	71.56	64.62
18	Bd.of Hr.Sec.& Sec. Exams,TN	171815	173058	344873	134608	151753	286361	78.34	87.69	83.03
19	Tripura Board of Sec.Education	8631	5753	14384	4196	2658	6854	48.62	46.20	47.65
20	West Bengal Council of Hr.Sec Education.	216330	139341	355671	127983	77819	205802	59.16	55.85	57.86
21	Central Board of Sec.Edu. N.D.	151071	114275	265346	109031	92011	201042	72.17	80.52	75.77
22	Council for Indian School Certificate	13848	10218	24066	12990	9876	22866	93.80	96.65	95.01
23	National Open School	49912	21541	71453	9013	5159	14172	18.06	23.95	19.83
<b>TOTAL:</b>		<b>2574354</b>	<b>1567160</b>	<b>4141514</b>	<b>1397264</b>	<b>964298</b>	<b>2361562</b>	<b>54.28</b>	<b>61.53</b>	<b>57.02</b>

**TABLE - 2 : EXAMINATION RESULTS OF BOARDS HIGHER SECONDARY EXAMINATION - 2000  
( Supplementary)**

S.No.	Name of the Board	Number of Students						Pass %age		
		Appeared			Passed			Boys	Girls	Total
		Boys	Girls	Total	Boys	Girls	Total			
3	4	5	6	7	8	9	10	11		
1	Assam Hr.Sec.Edn.Council, Guwahati.*	0	0	0	0	0	0	0.00	0.00	0.00
2	Bihar Intermediate Edu. Council*	0	0	0	0	0	0	0.00	0.00	0.00
3	Goa Board of Sec.&Hr.SecEdu.	0	0	0	0	0	0	0.00	0.00	0.00
4	Gujarat Hr. Sec. Edu. Board	11086	7390	18476	6478	5301	11779	58.43	71.73	63.75
5	Board of School Edu. Haryana	31442	16225	47667	17638	9831	27530	56.10	60.59	57.75
6	H.P. Board of School Edu.	13505	10144	23649	8624	6623	15247	63.86	65.29	64.47
7	J&K Board of School Edu.	0	0	0	0	0	0	0.00	0.00	0.00
8	Board of Sec.Exam., Kerala #	5509	3673	9182	4473	2409	6882	81.19	65.59	74.95
9	Maharashtra State Board of Sec./Hr. Sec. Education.	27547	13026	40573	4303	2939	7242	15.62	22.56	17.85
10	Board of Sec. Edu. (M.P.)	12530	5447	17977	9296	4326	13622	74.19	79.42	75.77
11	Council of Hr. Sec. Education, Manipur	0	0	0	0	0	0	0.00	0.00	0.00
12	Meghalaya Board of School Education*	0	0	0	0	0	0	0.00	0.00	0.00
13	Mizoram Board of Sec. Edu.	260	296	556	163	172	335	62.69	58.11	60.25
14	Nagaland Board of Sec. & Hr. Sec. Education, Kohima.*	0	0	0	0	0	0	0.00	0.00	0.00
15	Council of Hr. Sec. Edn. Orissa Bhubaneshwar.*	0	0	0	0	0	0	0.00	0.00	0.00
16	Punjab Board of School Edu.	29730	13753	43483	18362	7457	25819	61.76	54.22	59.38
17	Board of Sec. Edu. Rajasthan.	17112	6493	23605	8820	3810	12630	51.54	58.68	53.51
18	Bd.of Hr.Sec.& Sec. Exams,TN	0	0	0	0	0	0	0.00	0.00	0.00
19	Tripura Board of Sec.Education	0	0	0	0	0	0	0.00	0.00	0.00
20	West Bengal Council of Hr.Sec Education.*	0	0	0	0	0	0	0.00	0.00	0.00
21	Central Board of Sec.Edu. N.D.	17620	11268	28888	11591	7894	19485	65.78	70.06	67.45
22	Council for Indian School Certificate*	0	0	0	0	0	0	0.00	0.00	0.00
23	National Open School*	0	0	0	0	0	0	0.00	0.00	0.00
<b>TOTAL:</b>		<b>168341</b>	<b>87715</b>	<b>254056</b>	<b>89748</b>	<b>50762</b>	<b>140510</b>	<b>53.95</b>	<b>57.87</b>	<b>55.31</b>

# No provision of supplementary examination but a scheme 'SAY' has been introduced by the govt. for those students who were failed in one subject.  
\* No provision of supplementary examination.

**TABLE - 3 : EXAMINATION RESULTS OF BOARDS HIGHER SECONDARY EXAMINATION - 2000**  
(Annual & Supplementary)

S.No.	Name of the Board	Number of Students						Pass %age		
		Appeared			Passed			Boys	Girls	Total
		Boys	Girls	Total	Boys	Girls	Total			
1	2	3	4	5	6	7	8	9	10	11
1	Assam Hr.Sec.Edn.Council, Guwahati.*	71735	54263	125998	33038	23823	56861	46.06	43.90	45.13
2	Bihar Intermediate Edu. Council*	48262	15393	63655	44339	14510	58849	91.87	94.26	92.45
3	Goa Board of Sec.&Hr.SecEdu.	5059	5700	10759	3436	4389	7825	67.92	77.00	72.73
4	Gujarat Hr. Sec. Edu. Board	335288	223525	558813	103017	84287	187304	30.72	37.71	33.52
5	Board of School Edu. Haryana	91723	54807	146530	64082	45548	109691	69.86	83.11	74.86
6	H.P. Board of School Edu.	53741	36342	90083	26342	21001	47343	49.02	57.79	52.55
7	J&K Board of School Edu.	67790	45193	112983	18096	14806	32902	26.69	32.76	29.12
8	Board of Sec.Exam., Kerala #	25434	31316	56750	17317	21117	38434	68.09	67.43	67.73
9	Maharashtra State Board of Sec./Hr. Sec. Education.	481036	295370	776406	273405	203985	477390	56.84	69.06	61.49
10	Board of Sec. Edu. (M.P.)	234429	106878	341307	176862	91251	268113	75.44	85.38	78.55
11	Council of Hr. Sec. Education, Manipur	10211	11021	21232	7113	8059	15172	69.66	73.12	71.46
12	Meghalaya Board of School Education*	6129	5469	11598	2956	2922	5878	48.23	53.43	50.68
13	Mizoram Board of Sec. Edu.	2298	2081	4379	664	623	1287	28.89	29.94	29.39
14	Nagaland Board of Sec.& Hr. Sec. Education, Kohima.*	532	451	983	376	376	752	70.68	83.37	76.50
15	Council of Hr. Sec. Edn. Orissa Bhubaneswar. *	147476	89021	236497	57652	40749	98401	39.09	45.77	41.61
16	Punjab Board of School Edu.	185437	53299	238736	118384	34503	152887	63.84	64.73	64.04
17	Board of Sec. Edu. Rajasthan.	196167	72845	269012	130521	55941	186462	66.54	76.79	69.31
18	Bd.of Hr.Sec.& Sec. Exams,TN	171815	173058	344873	134608	151753	286361	78.34	87.69	83.03
19	Tripura Board of Sec.Education	8631	5753	14384	4196	2658	6854	48.62	46.20	47.65
20	West Bengal Council of Hr.Sec Education.*	216330	139341	355671	127983	77819	205802	59.16	55.85	57.86
21	Central Board of Sec.Edu. N.D.	151071	114275	265346	120622	99905	220527	79.84	87.43	83.11
22	Council for Indian School Certificate	13848	10218	24066	12990	9876	22866	93.80	96.65	95.01
23	National Open School	49912	21541	71453	9013	5159	14172	18.06	23.95	19.83
<b>TOTAL:</b>		<b>2574364</b>	<b>1667160</b>	<b>4141614</b>	<b>1487012</b>	<b>1016060</b>	<b>2502072</b>	<b>57.76</b>	<b>64.77</b>	<b>60.41</b>

# No provision of supplementary examination but a scheme 'SAY' has been introduced by the govt. for those students who were failed in one subject.

\* No provision of supplementary examinations.

**TABLE - 4: EXAMINATION RESULTS OF BOARDS - HIGHER SECONDARY EXAMINATION - 2000  
(Annual) (Regular & Private)**

S.No.	Name of the Board	Number of Students						Pass %age		
		Appeared			Passed			Regular	Private	Total
		Regular	Private	Total	Regular	Private	Total			
1	2	3	4	5	6	7	8	9	10	11
1	Assam Hr. Sec. Edn. Council, Guwahati.	75599	50399	125998	36960	19901	56861	48.89	39.487	45.13
2	Bihar Intermediate Edu. Council	46193	17462	63655	43252	15597	58849	93.633	89.32	92.45
3	Goa Board of Sec. & Hr. Sec. Edu.	10697	61	10758	7812	13	7825	73.03	21.311	72.74
4	Gujarat Hr. Sec. Edu. Board	307345	251468	558813	105315	70210	175525	34.266	27.92	31.41
5	Board of School Edu. Haryana	125751	20779	146530	73142	9019	82161	58.164	43.40	56.07
6	H.P. Board of School Edu.	46463	43620	90083	22954	9142	32096	49.403	20.958	35.63
7	J&K Board of School Edu.	52300	60683	112983	18845	14057	32902	36.033	23.165	29.12
8	Board of Sec. Exam., Kerala	31213	25538	56751	18931	12621	31552	60.651	49.42	55.60
9	Maharashtra State Board of Sec./Hr. Sec. Education.	762808	13598	776406	464413	5735	470148	60.882	42.175	60.55
10	Board of Sec. Edu. (M.P.)	283514	57793	341307	223003	31488	254491	78.657	54.484	74.56
11	Board of Sec. Edu. Manipur	20806	426	21232	14944	228	15172	71.825	53.521	71.46
12	Meghalaya Board of School Education.	8847	2751	11598	5248	630	5878	59.32	22.901	50.88
13	Mizoram Board of Sec. Edu.	4155	224	4379	942	10	952	22.671	4.4643	21.74
14	Nagaland Board of Sec. & Hr. Secondary Education, Kohima.	872	111	983	714	38	752	81.881	34.234	76.50
15	Council of Hr. Sec. Edn. Orissa Bhubaneswar.	155476	81021	236497	68890	29511	98401	44.309	36.424	41.61
16	Punjab Board of School Edu.	163053	75683	238736	94337	32731	127068	57.857	43.247	53.23
17	Board of Sec. Edu. Rajasthan.	185260	83752	269012	145123	28709	173832	78.335	34.279	64.62
18	Bd. of Hr. Sec. & Sec. Exams, TN	344873	0	344873	286361	0	286361	83.034	0.00	83.03
19	Tripura Board of Sec. Education	8849	5535	14384	5110	1744	6854	57.747	31.509	47.65
20	West Bengal Council of Hr. Sec. Education.	250658	105013	355671	160960	44842	205802	64.215	42.701	57.86
21	Central Board of Sec. Edu. N.D.	237226	28120	265346	192398	8644	201042	81.103	30.74	75.77
22	Council for Indian School Certificate	24066	0	24066	22866	0	22866	95.014	0.00	95.01
23	National Open School.	0	71453	71453	0	14172	14172	0	19.834	19.83
	<b>TOTAL:</b>	<b>3146024</b>	<b>996490</b>	<b>4141514</b>	<b>2012520</b>	<b>349042</b>	<b>2361562</b>	<b>63.97</b>	<b>35.062</b>	<b>57.02</b>

**TABLE - 5 : EXAMINATION RESULTS OF BOARDS - HIGHER SECONDARY EXAMINATION - 2000  
( Supplementary) (Regular & Private)**

S.No.	Name of the Board	Number of Students						Pass %age		
		Appeared			Passed			Regular	Private	Total
		Regular	Private	Total	Regular	Private	Total			
1	2	3	4	5	6	7	8	9	10	11
1	Assam Hr.Sec.Edn.Council, Guwahati.*	0	0	0	0	0	0	0.00	0.00	0.00
2	Bihar Intermediate Edu. Council*	0	0	0	0	0	0	0.00	0.00	0.00
3	Goa Board of Sec.&Hr.SecEdu.	0	0	0	0	0	0	0.00	0.00	0.00
4	Gujarat Hr. Sec. Edu. Board	10162	8314	18476	7067	4712	11779	69.54	56.67	63.75
5	Board of School Edu. Haryana	19067	28600	47667	15108	12361	27469	79.24	43.22	57.63
6	H.P. Board of School Edu.	0	23649	23649	0	15247	15247	0.00	64.47	64.47
7	J&K Board of School Edu.	0	0	0	0	0	0	0.00	0.00	0.00
8	Board of Sec.Exam., Kerala #	3673	5509	9182	3785	3097	6882	103.05	56.22	74.95
9	Maharashtra State Board of Sec./Hr. Sec. Education.	39561	1012	40573	7103	139	7242	17.95	13.74	17.85
10	Board of Sec. Edu. (M.P.)	6401	11576	17977	4937	8685	13622	77.13	75.03	75.77
11	Board of Sec. Edu. Manipur*	0	0	0	0	0	0	0.00	0.00	0.00
12	Meghalaya Board of School Education*	0	0	0	0	0	0	0.00	0.00	0.00
13	Mizoram Board of Sec. Edu.	556	0	556	335	0	335	60.25	0.00	60.25
14	Nagaland Board of Sec. & Hr. Secondary Education*	0	0	0	0	0	0	0.00	0.00	0.00
15	Council of Hr. Sec. Edn. Orissa Bhubaneshwar. *	0	0	0	0	0	0	0.00	0.00	0.00
16	Punjab Board of School Edu.	0	43483	43483	0	25819	25819	0.00	59.38	59.38
17	Board of Sec. Edu. Rajasthan.	12236	11369	23605	7354	5276	12630	60.10	46.41	53.51
18	Bd.of Hr.Sec. & Sec. Exams,TN	0	0	0	0	0	0	0.00	0.00	0.00
19	Tripura Board of Sec.Education	0	0	0	0	0	0	0.00	0.00	0.00
20	West Bengal Council of Hr.Sec. Education.*	0	0	0	0	0	0	0.00	0.00	0.00
21	Central Board of Sec.Edu. N.D.	24065	4823	28888	16632	2853	19485	69.11	59.15	67.45
22	Council for Indian School Certificate*	0	0	0	0	0	0	0.00	0.00	0.00
23	National Open School*	0	0	0	0	0	0	0.00	0.00	0.00
<b>TOTAL:</b>		<b>115720.4</b>	<b>138336</b>	<b>254056</b>	<b>62321</b>	<b>78189</b>	<b>140510</b>	<b>53.85</b>	<b>56.52</b>	<b>56.31</b>

# No provision of supplementary examination but a scheme 'SAY' has been introduced by the govt. for those students who were failed in one subject.

\* No provision of supplementary examination.

**TABLE - 6 : EXAMINATION RESULTS OF BOARDS - HIGHER SECONDARY EXAMINATION - 2000**  
(Annual & Supplementary) (Regular & Private)

S.No.	NAME OF THE BOARD	Number of Students						Pass %age		
		Appeared			Passed			Regular	Private	Total
		Regular	Private	Total	Regular	Private	Total			
1	2	3	4	5	6	7	8	9	10	11
1	Assam Hr. Sec. Edn. Council, Guwahati.*	75599	50399	125998	36960	19901	56861	48.89	39.487	45.13
2	Bihar Intermediate Edu. Council*	46193	17462	63655	43252	15597	58849	93.633	89.32	92.45
3	Goa Board of Sec.&Hr. Sec Edu.	10697	61	10758	7812	13	7825	73.03	21.311	72.74
4	Gujarat Hr. Sec. Edu. Board	307345	251468	558813	112382	74922	187304	36.565	29.794	33.52
5	Board of School Edu. Haryana	125751	20779	146530	88250	21380	109630	70.178	102.89	74.82
6	H.P. Board of School Edu.	46463	43620	90083	22954	24389	47343	49.403	55.912	52.55
7	J&K Board of School Edu.	52300	60683	112983	18845	14057	32902	36.033	23.165	29.12
8	Board of Sec. Exam., Kerala #	31213	25538	56751	22716	15718	38434	72.777	61.547	67.72
9	Maharashtra State Board of Sec./Hr. Sec. Education.	762808	13598	776406	471516	5874	477390	61.813	43.198	61.49
10	Board of Sec. Edu. (M.P.)	283514	57793	341307	227940	40173	268113	80.398	69.512	78.55
11	Board of Sec. Edu. Manipur*	20806	426	21232	14944	228	15172	71.825	53.521	71.46
12	Meghalaya Board of School Education*	8847	2751	11598	5248	630	5878	59.32	22.901	50.68
13	Mizoram Board of Sec. Edu.	4155	224	4379	1277	10	1287	30.734	4.4643	29.39
14	Nagaland Board of Sec.& Hr. Secondary Education*	872	111	983	714	38	752	81.881	34.234	76.50
15	Council of Hr. Sec. Edn. Orissa Bhubaneswar. *	155476	81021	236497	68890	29511	98401	44.309	36.424	41.61
16	Punjab Board of School Edu.	163053	75683	238736	94337	58550	152887	57.857	77.362	64.04
17	Board of Sec. Edu. Rajasthan.	185260	83752	269012	152477	33985	186462	82.304	40.578	69.31
18	Bd. of Hr. Sec. & Sec. Exams, TN	344873	0	344873	286361	0	286361	83.034	0.00	83.03
19	Tripura Board of Sec. Education	8849	5535	14384	5110	1744	6854	57.747	31.509	47.65
20	West Bengal Council of Hr. Sec. Education.*	250658	105013	355671	160960	44842	205802	64.215	42.701	57.86
21	Central Board of Sec. Edu. N.D.	237226	28120	265346	209030	11497	220527	88.114	40.885	83.11
22	Council for Indian School Certificate*	24066	0	24066	22866	0	22866	95.014	0.00	95.01
23	National Open School*	0	71453	71453	0	14172	14172	0.00	19.834	19.83
<b>TOTAL:</b>		<b>3146024</b>	<b>995490</b>	<b>4141514</b>	<b>2074841</b>	<b>427231</b>	<b>2602072</b>	<b>65.951</b>	<b>42.917</b>	<b>60.41</b>

# No provision of supplementary examination but a scheme 'SAY' has been introduced by the govt. for those students who were failed in one subject.

\* No provision of supplementary examinations.

**TABLE 7 : EXAMINATION RESULTS OF BOARDS - HIGHER SECONDARY EXAMINATION 2000  
(Annual & Supplementary) (DIVISION-WISE)**

S.No.	Name of the Board	Total Passed	DIVISION			PERCENTAGE		
			I	II	III §	I	II	III
1	2	3	4	5	6	7	8	9
1	Assam Hr.Sec.Edn.Council, Guwahati.	56861	0	0	0	0.00	0.00	0.00
2	Bihar Intermediate Edu. Council	58849	29562	26964	2323	50.23	45.82	3.95
3	Goa Board of Sec.&Hr.SecEdu.	7825	2602	3398	1825	33.25	43.42	23.32
4	Gujarat Hr. Sec. Edu. Board	187304	47890	70311	69103	25.57	37.54	36.89
5	Board of School Edu. Haryana	109630	13991	34314	61325	12.76	31.30	55.94
6	H.P. Board of School Edu.	47343	2926	8642	35775	6.18	18.25	75.57
7	J&K Board of School Edu.	32902	0	0	0	0.00	0.00	0.00
8	Board of Sec.Exam., Kerala	38434	9124	12796	16514	23.74	33.29	42.97
9	Maharashtra State Board of Sec./Hr. Sec. Education.	477390	145659	234364	97367	30.51	49.09	20.40
10	Board of Sec. Edu. (M.P.)	268113	70954	129147	68012	26.46	48.17	25.37
11	Board of Sec. Edu. Manipur	15172	816	9156	5200	5.38	60.35	34.27
12	Meghalaya Board of School Education	5878	670	2524	2684	11.40	42.94	45.66
13	Mizoram Board	1287	58	307	922	4.51	23.85	71.64
14	Nagaland Board of Sec. & Hr. Secondary Education, Kohima.	752	54	280	418	7.18	37.23	55.59
15	Council of Hr. Sec. Edn. Orissa Bhubaneshwar.**	98401	7922	17707	72772	8.05	17.99	73.95
16	Punjab Board of School Edu.	152887	20497	39775	92615	13.41	26.02	60.58
17	Board of Sec. Edu. Rajasthan.	186462	26132	94136	66194	14.01	50.49	35.50
18	Bd.of Hr.Sec.& Sec. Exams,TNI	286361	0	0	0	0.00	0.00	0.00
19	Tripura Board of Sec.Education	6854	330	1643	4881	4.81	23.97	71.21
20	West Bengal Council of Hr.Sec Education.&	205802	32630	83787	89385	15.86	40.71	43.43
21	Central Board of Sec.Edu. N.D.*	220527	0	0	0	0.00	0.00	0.00
22	Council for Indian School Certificate *	22866	0	0	0	0.00	0.00	0.00
23	National Open School*	14172	0	0	0	0.00	0.00	0.00
<b>TOTAL:</b>		<b>2502072</b>	<b>382255</b>	<b>742287</b>	<b>684992</b>	<b>15.28</b>	<b>29.67</b>	<b>27.38</b>

\*Grading system

! No provision of Division.

§ Students passed in supplementary examinations has been shown in III division.

**TABLE - 8 : EXAMINATION RESULTS OF BOARDS-HIGHER SECONDARY EXAMINATION - 2000  
(ANNUAL ) (SCHEDULED CASTES)**

S.No.	Name of the Board	Number of Students						Pass %age		
		Appeared			Passed			Boys	Girls	Total
		Boys	Girls	Total	Boys	Girls	Total			
1	2	3	4	5	6	7	8	9	10	11
1	Assam Hr. Sec. Edn. Council, Guwahati.	13350	8900	22250	4390	2926	7316	32.88	32.88	32.88
2	Bihar Intermediate Edu. Council	0	0	0	0	0	0	0.00	0.00	0.00
3	Goa Board of Sec.&Hr.SecEdu.	79	44	123	42	27	69	53.16	61.36	56.10
4	Gujarat Hr. Sec. Edu. Board	21607	9726	31333	10180	5486	15666	47.11	56.41	50.00
5	Board of School Edu. Haryana	11160	4507	15667	4235	2132	6367	37.95	47.30	40.64
6	H.P. Board of School Edu.	6908	4071	10979	2150	1521	3671	31.12	37.36	33.44
7	J&K Board of School Edu.	0	0	0	0	0	0	0.00	0.00	0.00
8	Board of Sec.Exam., Kerala	0	0	0	0	0	0	0.00	0.00	0.00
9	Maharashtra State Board of Sec./Hr. Sec. Education.	70917	40190	111107	33770	22336	56106	47.62	55.58	50.50
10	Board of Sec. Edu. (M.P.)	32823	10245	43068	21532	7531	29063	65.60	73.51	67.48
11	Board of Sec. Edu. Manipur	158	58	216	95	26	121	60.13	44.83	56.02
12	Meghalaya Board of School Education	67	56	123	31	24	55	46.27	42.86	44.72
13	Mizoram Board of Sec. Edu.	39	22	61	33	20	53	84.62	90.91	86.89
14	Nagaland Board of Sec. & Hr. Secondary Education, Kohima.	16	3	19	10	3	13	62.50	100.00	68.42
15	Council of Hr. Sec. Edn. Orissa Bhubaneswar.	15553	6697	22250	4939	2403	7342	31.76	35.88	33.00
16	Punjab Board of School Edu.	41443	8960	50403	15647	3409	19056	37.76	38.05	37.81
17	Board of Sec. Edu. Rajasthan.	25255	5188	30443	14713	3346	18059	58.26	64.49	59.32
18	Bd.of Hr.Sec.& Sec. Exams,TN	33733	30819	64552	22110	23830	45940	65.54	77.32	71.17
19	Tripura Board of Sec.Education	1437	804	2241	630	308	938	43.84	38.31	41.86
20	West Bengal Council of Hr.Sec. Education. *	0	0	0	0	0	0	0.00	0.00	0.00
21	Central Board of Sec.Edu. N.D.	8702	5583	14285	5560	4067	9627	63.89	72.85	67.39
22	Council for Indian School Certificate	118	62	180	100	58	158	84.75	93.55	87.78
23	National Open School	7331	2269	9600	1101	417	1518	15.02	18.38	15.81
<b>TOTAL:</b>		<b>277346</b>	<b>129304</b>	<b>406650</b>	<b>136878</b>	<b>76944</b>	<b>213822</b>	<b>49.35</b>	<b>59.51</b>	<b>52.58</b>



**TABLE -9 : EXAMINATION RESULTS OF BOARDS-HIGHER SECONDARY EXAMINATION - 2000  
( SUPPLEMENTARY) (SCHEDULED CASTES)**

S.No.	Name of the Board	Number of Students						Pass %age		
		Appeared			Passed			Boys	Girls	Total
		Boys	Girls	Total	Boys	Girls	Total			
1	2	3	4	5	6	7	8	9	10	11
1	Assam Hr.Sec.Edn.Council, Guwahati.*	0	0	0	0	0	0	0.00	0.00	0.00
2	Bihar Intermediate Edu. Council*	0	0	0	0	0	0	0.00	0.00	0.00
3	Goa Board of Sec.&Hr.SecEdu.	13	9	22	6	5	11	46.15	55.56	50.00
4	Gujarat Hr. Sec. Edu. Board	1533	619	2152	819	359	1178	53.42	58.00	54.74
5	Board of School Edu. Haryana	0	0	0	0	0	0	0.00	0.00	0.00
6	H.P. Board of School Edu.	1949	1300	3249	1160	733	1893	59.52	56.38	58.26
7	J&K Board of School Edu.	0	0	0	0	0	0	0.00	0.00	0.00
8	Board of Sec.Exam., Kerala*	0	0	0	0	0	0	0.00	0.00	0.00
9	Maharashtra State Board of Sec./Hr. Sec. Education.	20800	10333	31133	3400	2518	5918	16.35	24.37	19.01
10	Board of Sec. Edu. (M.P.)	2017	651	2668	1487	505	1992	73.72	77.57	74.66
11	Council of Hr. Sec. Education, Manipur	0	0	0	0	0	0	0.00	0.00	0.00
12	Meghalaya Board of School Education*	0	0	0	0	0	0	0.00	0.00	0.00
13	Mizoram Board of Sec. Edu.	4	0	4	4	0	4	100.00	0.00	100.00
14	Nagaland Board of Sec.& Hr. Secondary Education, Kohima.*	0	0	0	0	0	0	0.00	0.00	0.00
15	Council of Hr. Sec. Edn. Orissa Bhubaneshwar.*	0	0	0	0	0	0	0.00	0.00	0.00
16	Punjab Board of School Edu.	5079	1632	6711	2700	572	3272	53.16	35.05	48.76
17	Board of Sec. Edu. Rajasthan.	2341	550	2891	1170	302	1472	49.98	54.91	50.92
18	Bd.of Hr.Sec.& Sec. Exams,TN	0	0	0	0	0	0	0.00	0.00	0.00
19	Tripura Board of Sec.Education	0	0	0	0	0	0	0.00	0.00	0.00
20	West Bengal Council of Hr.Sec Education.*	0	0	0	0	0	0	0.00	0.00	0.00
21	Central Board of Sec.Edu. N.D.	1335	835	2170	838	568	1406	62.77	68.02	64.79
22	Council for Indian School Certificate*	0	0	0	0	0	0	0.00	0.00	0.00
23	National Open School*	0	0	0	0	0	0	0.00	0.00	0.00
<b>TOTAL:</b>		<b>35071</b>	<b>15929</b>	<b>51000</b>	<b>11584</b>	<b>5562</b>	<b>17146</b>	<b>33.03</b>	<b>34.92</b>	<b>33.62</b>

\* No provision of supplementary examinations.

**TABLE -10 : EXAMINATION RESULTS OF BOARDS-HIGHER SECONDARY EXAMINATION - 2000  
(Annual & Supplementary) (SCHEDULED CASTES)**

S.No.	Name of the Board	Number of Students						Pass %age		
		Appeared			Passed			Boys	Girls	Total
		Boys	Girls	Total	Boys	Girls	Total			
1	2	3	4	5	6	7	8	9	10	11
1	Assam Hr.Sec.Edn.Council, Guwahati.*	13350	8900	22250	4390	2926	7316	32.88	32.88	32.88
2	Bihar Intermediate Edu. Council*	0	0	0	0	0	0	0.00	0.00	0.00
3	Goa Board of Sec.&Hr.SecEdu.	79	44	123	48	32	80	60.76	72.73	65.04
4	Gujarat Hr. Sec. Edu. Board	21607	9726	31333	10999	5845	16844	50.90	60.10	53.76
5	Board of School Edu. Haryana	11160	4507	15667	4235	2132	6367	37.95	47.30	40.64
6	H.P. Board of School Edu.	6908	4071	10979	3310	2254	5564	47.92	55.37	50.68
7	J&K Board of School Edu.	0	0	0	0	0	0	0.00	0.00	0.00
8	Board of Sec.Exam., Kerala*	0	0	0	0	0	0	0.00	0.00	0.00
9	Maharashtra State Board of Sec./Hr. Sec. Education.	70917	40190	111107	37170	24854	62024	52.41	61.84	55.82
10	Board of Sec. Edu. (M.P.)	32823	10245	43068	23019	8036	31055	70.13	78.44	72.11
11	Council of Hr. Sec. Education, Manipur	158	58	216	95	26	121	60.13	44.83	56.02
12	Meghalaya Board of School Education*	67	56	123	31	24	55	46.27	42.86	44.72
13	Mizoram Board of Sec. Edu.	39	22	61	37	20	57	94.87	90.91	93.44
14	Nagaland Board of Sec.& Hr. Secondary Education, Kohima.*	16	3	19	10	3	13	62.50	100.00	68.42
15	Council of Hr. Sec. Edn. Orissa Bhubaneswar.*	15553	6697	22250	4939	2403	7342	31.76	35.88	33.00
16	Punjab Board of School Edu.	41443	8960	50403	18347	3981	22328	44.27	44.43	44.30
17	Board of Sec. Edu. Rajasthan.	25255	5188	30443	15883	3648	19531	62.89	70.32	64.16
18	Bd.of Hr.Sec.& Sec. Exams,TN	33733	30819	64552	22110	23830	45940	65.54	77.32	71.17
19	Tripura Board of Sec.Education	1437	804	2241	630	308	938	43.84	38.31	41.86
20	West Bengal Council of Hr.Sec Education.*	0	0	0	0	0	0	0.00	0.00	0.00
21	Central Board of Sec.Edu. N.D.	8702	5583	14285	6398	4635	11033	73.52	83.02	77.23
22	Council for Indian School Certificate*	118	62	180	100	58	158	84.75	93.55	87.78
23	National Open School*	7331	2269	9600	1101	417	1518	15.02	18.38	15.81
<b>TOTAL:</b>		<b>277346</b>	<b>129304</b>	<b>406650</b>	<b>148462</b>	<b>82506</b>	<b>230968</b>	<b>53.53</b>	<b>63.81</b>	<b>56.80</b>

\* No provision of supplementary examinations.

**TABLE - 11: EXAMINATION RESULTS OF BOARDS -HIGHER SECONDARY- 2000  
(Annual) (Regular & Private) (Scheduled Castes)**

S.No.	Name of the Board	Number of Students						Pass %age		
		Appeared			Passed			Regular	Private	Total
		Regular	Private	Total	Regular	Private	Total			
1	2	3	4	5	6	7	8	9	10	11
1	Assam Hr.Sec.Edn.Council, Guwahati.	12238	10012	22250	4390	2926	7316	35.87	29.22	32.88
2	Bihar Intermediate Edu. Council*	0	0	0	0	0	0	0.00	0.00	0.00
3	Goa Board of Sec.&Hr.SecEdu.	121	2	123	69	0	69	57.02	0.00	56.10
4	Gujarat Hr. Sec. Edu. Board	30785	548	31333	15454	212	15666	50.20	38.69	50.00
5	Board of School Edu. Haryana	12934	2733	15667	5387	980	6367	41.65	35.86	40.64
6	H.P. Board of School Edu.	6276	4703	10979	2771	900	3671	44.15	19.14	33.44
7	J&K Board of School Edu.	0	0	0	0	0	0	0.00	0.00	0.00
8	Board of Sec.Exam., Kerala	0	0	0	0	0	0	0.00	0.00	0.00
9	Maharashtra State Board of Sec./Hr. Sec. Education.	109126	1981	111107	55331	775	56106	50.70	39.12	50.50
10	Board of Sec. Edu. (M.P.)	33387	9681	43068	24175	4888	29063	72.41	50.49	67.48
11	Board of Sec. Edu. Manipur	199	17	216	116	5	121	58.29	29.41	56.02
12	Meghalaya Board of School Education	102	21	123	40	15	55	39.22	71.43	44.72
13	Mizoram Board of Sec. Edu	61	0	61	53	0	53	86.89	0.00	86.89
14	Nagaland Board of Sec.& Hr. Secondary Education, Kohima.	19	0	19	13	0	13	68.42	0.00	68.42
15	Council of Hr. Sec. Edn. Orissa Bhubaneshwar.	13583	8667	22250	4660	2682	7342	34.31	30.94	33.00
16	Punjab Board of School Edu.	37174	13229	50403	14670	4386	19056	39.46	33.15	37.81
17	Board of Sec. Edu. Rajasthan.	19401	11042	30443	14494	3565	18059	74.71	32.29	59.32
18	Bd.of Hr.Sec.& Sec. Exams,TN	64552	0	64552	45940	0	45940	71.17	0.00	71.17
19	Tripura Board of Sec.Education	2241	0	2241	938	0	938	41.86	0.00	41.86
20	West Bengal Council of Hr.Sec. Education. ^	0	0	0	0	0	0	0.00	0.00	0.00
21	Central Board of Sec.Edu. N.D.	12470	1815	14285	9055	572	9627	72.61	31.52	67.39
22	Council for Indian School Certificate	180	0	180	158	0	158	87.78	0.00	87.78
23	National Open School	0	9600	9600	0	1518	1518	0.00	15.81	15.81
<b>TOTAL:</b>		<b>342611</b>	<b>64039</b>	<b>406650</b>	<b>193324</b>	<b>20498</b>	<b>213822</b>	<b>56.43</b>	<b>32.01</b>	<b>52.58</b>

**TABLE - 12 : EXAMINATION RESULTS OF BOARDS -HIGHER SECONDARY- 2000  
( SUPPLEMENTARY) (Regular & Private) (Scheduled Castes)**

S.No.	Name of the Board	Number of Students						Pass %age		
		Appeared			Passed			Regular	Private	Total
		Regular	Private	Total	Regular	Private	Total			
1	2	3	4	5	6	7	8	9	10	11
1	Assam Hr.Sec.Edn.Council, Guwahati.*	0	0	0	0	0	0	0.00	0.00	0.00
2	Bihar Intermediate Edu. Council*	0	0	0	0	0	0	0.00	0.00	0.00
3	Goa Board of Sec.&Hr.SecEdu.	22	0	22	11	0	11	50.00	0.00	50.00
4	Gujarat Hr. Sec. Edu. Board	2102	50	2152	1152	26	1178	54.80	52.00	54.74
5	Board of School Edu. Haryana	0	0	0	0	0	0	0.00	0.00	0.00
6	H.P. Board of School Edu.	0	3249	3249	0	1893	1893	0.00	58.26	58.26
7	J&K Board of School Edu.	0	0	0	0	0	0	0.00	0.00	0.00
8	Board of Sec.Exam., Kerala*	0	0	0	0	0	0	0.00	0.00	0.00
9	Maharashtra State Board of Sec./Hr. Sec. Education.	30336	797	31133	5809	109	5918	19.15	13.68	19.01
10	Board of Sec. Edu. (M.P.)	844	1824	2668	633	1359	1992	75.00	74.51	74.66
11	Council of Hr. Sec. Education, Manipur	0	0	0	0	0	0	0.00	0.00	0.00
12	Meghalaya Board of School Education*	0	0	0	0	0	0	0.00	0.00	0.00
13	Mizoram Board of Sec. Edu.	4	0	4	4	0	4	100.00	0.00	100.00
14	Nagaland Board of Sec.& Hr. Secondary Education, Kohima.*	0	0	0	0	0	0	0.00	0.00	0.00
15	Council of Hr. Sec. Edn. Orissa Bhubaneshwar.*	0	0	0	0	0	0	0.00	0.00	0.00
16	Punjab Board of School Edu.	0	6711	6711	0	3272	3272	0.00	48.76	48.76
17	Board of Sec. Edu. Rajasthan.	1428	1463	2891	836	636	1472	58.54	43.47	50.92
18	Bd.of Hr.Sec.& Sec. Exams,TN	0	0	0	0	0	0	0.00	0.00	0.00
19	Tripura Board of Sec.Education	0	0	0	0	0	0	0.00	0.00	0.00
20	West Bengal Council of Hr.Sec Education.*	0	0	0	0	0	0	0.00	0.00	0.00
21	Central Board of Sec.Edu. N.D.	1895	275	2170	1255	151	1406	66.23	54.91	64.79
22	Council for Indian School Certificate*	0	0	0	0	0	0	0.00	0.00	0.00
23	National Open School*	0	0	0	0	0	0	0.00	0.00	0.00
<b>TOTAL:</b>		<b>36631</b>	<b>14369</b>	<b>51000</b>	<b>9700</b>	<b>7446</b>	<b>17146</b>	<b>26.48</b>	<b>51.82</b>	<b>33.62</b>

\* No provision of supplementary examinations.

**TABLE - 13 : EXAMINATION RESULTS OF BOARDS -HIGHER SECONDARY- 2000**  
(Annual&Supplementary) (Regular & Private) (Scheduled Castes)

S.No.	Name of the Board	Number of Students						Pass %age		
		Appeared			Passed			Regular	Private	Total
		Regular	Private	Total	Regular	Private	Total			
1	2	3	4	5	6	7	8	9	10	11
1	Assam Hr.Sec.Edn.Council, Guwahati.*	12238	10012	22250	4390	2926	7316	35.87	29.22	32.88
2	Bihar Intermediate Edu. Council*	0	0	0	0	0	0	0.00	0.00	0.00
3	Goa Board of Sec.&Hr.SecEdu.	121	2	123	80	0	80	66.12	0.00	65.04
4	Gujarat Hr. Sec. Edu. Board	30785	548	31333	16606	238	16844	53.94	43.43	53.76
5	Board of School Edu. Haryana	12934	2733	15667	5387	980	6367	41.65	35.86	40.64
6	H.P. Board of School Edu.	6276	4703	10979	2771	2793	5564	44.15	59.39	50.68
7	J&K Board of School Edu.	0	0	0	0	0	0	0.00	0.00	0.00
8	Board of Sec.Exam., Kerala*	0	0	0	0	0	0	0.00	0.00	0.00
9	Maharashtra State Board of Sec./Hr. Sec. Education.	109126	1981	111107	61140	884	62024	56.03	44.62	55.82
10	Board of Sec. Edu. (M.P.)	33387	9681	43068	24808	6247	31055	74.30	64.53	72.11
11	Council of Hr. Sec. Education, Manipur	199	17	216	116	5	121	58.29	29.41	56.02
12	Meghalaya Board of School Education*	102	21	123	40	15	55	39.22	71.43	44.72
13	Mizoram Board of Sec. Edu.	61	0	61	57	0	57	93.44	0.00	93.44
14	Nagaland Board of Sec.& Hr. Secondary Education, Kohima.*	19	0	19	13	0	13	68.42	0.00	68.42
15	Council of Hr. Sec. Edn. Orissa Bhubaneshwar.*	13583	8667	22250	4660	2682	7342	34.31	30.94	33.00
16	Punjab Board of School Edu.	37174	13229	50403	14670	7658	22328	39.46	57.89	44.30
17	Board of Sec. Edu. Rajasthan.	19401	11042	30443	15330	4201	19531	79.02	38.05	64.16
18	Bd.of Hr.Sec.& Sec. Exams,TN	64552	0	64552	45940	0	45940	0.00	0.00	71.17
19	Tripura Board of Sec.Education	2241	0	2241	938	0	938	0.00	0.00	41.86
20	West Bengal Council of Hr.Sec Education.*	0	0	0	0	0	0	0.00	0.00	0.00
21	Central Board of Sec.Edu. N.D.	12470	1815	14285	10310	723	11033	82.68	39.83	77.23
22	Council for Indian School Certificate*	180	0	180	158	0	158	87.78	0.00	87.78
23	National Open School*	0	9600	9600	0	1518	1518	0.00	15.81	15.81
<b>TOTAL:</b>		<b>342611</b>	<b>64039</b>	<b>406650</b>	<b>203024</b>	<b>27944</b>	<b>230968</b>	<b>59.26</b>	<b>43.64</b>	<b>56.80</b>

\* No provision of supplementary examinations.

**TABLE - 14 : EXAMINATION RESULTS OF BOARDS-HIGHER SECONDARY EXAMINATION -2000  
(Annual) (SCHEDULED TRIBES)**

S.No.	Name of the Board	Number of Students						Pass %age		
		Appeared			Passed			Boys	Girls	Total
		Boys	Girls	Total	Boys	Girls	Total			
3	4	5	6	7	8	9	10	11		
1	Assam Hr.Sec.Edn.Council, Guwahati.	10511	7008	17519	3114	2547	5661	29.63	36.34	32.31
2	Bihar Intermediate Edu. Council	0	0	0	0	0	0	0.00	0.00	0.00
3	Goa Board of Sec.&Hr.SecEdu.	22	12	34	11	8	19	50.00	66.67	55.88
4	Gujarat Hr. Sec. Edu. Board	8079	4200	12279	3953	2590	6543	48.93	61.67	53.29
5	Board of School Edu. Haryana	26	13	39	9	6	15	34.62	46.15	38.46
6	H.P. Board of School Edu.	2142	1422	3564	686	524	1210	32.03	36.85	33.95
7	J&K Board of School Edu.	0	0	0	0	0	0	0.00	0.00	0.00
8	Board of Sec.Exam., Kerala	0	0	0	0	0	0	0.00	0.00	0.00
9	Maharashtra State Board of Sec./Hr. Sec. Education.	26250	12503	38753	11286	6464	17750	42.99	51.70	45.80
10	Board of Sec. Edu. (M.P.)	26463	7901	34364	17187	5741	22928	64.95	72.66	66.72
11	Board of Sec. Edu. Manipur	1841	124	1965	1695	84	1779	92.07	67.74	90.53
12	Meghalaya Board of School Education	5079	4149	9228	2726	2528	5254	53.67	60.93	56.94
13	Mizoram Board of Sec. Edu.	2259	2059	4318	456	425	881	20.19	20.64	20.40
14	Nagaland Board of Sec.& Hr. Secondary Education, Kohima.	486	428	914	349	355	704	71.81	82.94	77.02
15	Council of Hr. Sec. Edn. Orissa Bhubaneswar.	12002	5607	17609	3785	1890	5675	31.54	33.71	32.23
16	Punjab Board of School Edu.	0	0	0	0	0	0	0.00	0.00	0.00
17	Board of Sec. Edu. Rajasthan.	20883	3182	24065	11601	1811	13412	55.55	56.91	55.73
18	Bd.of Hr.Sec.& Sec. Exams,TN	884	631	1515	638	497	1135	72.17	78.76	74.92
19	Tripura Board of Sec.Education	1150	555	1705	352	188	540	30.61	33.87	31.67
20	West Bengal Council of Hr.Sec.Education.	0	0	0	0	0	0	0.00	0.00	0.00
21	Central Board of Sec.Edu. N.D.	4204	2157	6361	2612	1442	4054	62.13	66.85	63.73
22	Council for Indian School Certificate	199	192	391	180	174	354	90.45	90.63	90.54
23	National Open School	2250	2038	4288	417	536	953	18.53	26.30	22.22
<b>TOTAL:</b>		<b>124730</b>	<b>54181</b>	<b>178911</b>	<b>61057</b>	<b>27810</b>	<b>88867</b>	<b>48.95</b>	<b>51.33</b>	<b>49.67</b>

**TABLE - 15 : EXAMINATION RESULTS OF BOARDS-HIGHER SECONDARY EXAMINATION -2000  
(Supplementary) (SCHEDULED TRIBES)**

S.No.	Name of the Board	Number of Students						Pass %age		
		Appeared			Passed			Boys	Girls	Total
		Boys	Girls	Total	Boys	Girls	Total			
1	2	3	4	5	6	7	8	9	10	11
1	Assam Hr.Sec.Edn.Council, Guwahati.*	0	0	0	0	0	0	0.00	0.00	0.00
2	Bihar Intermediate Edu. Council*	0	0	0	0	0	0	0.00	0.00	0.00
3	Goa Board of Sec.&Hr.SecEdu.	4	3	7	1	0	1	0.00	0.00	0.00
4	Gujarat Hr. Sec. Edu. Board	389	152	541	254	117	371	65.30	76.97	68.58
5	Board of School Edu. Haryana	0	0	0	0	0	0	0.00	0.00	0.00
6	H.P. Board of School Edu.	479	325	804	288	189	477	60.13	58.15	59.33
7	J&K Board of School Edu.	0	0	0	0	0	0	0.00	0.00	0.00
8	Board of Sec.Exam., Kerala*	0	0	0	0	0	0	0.00	0.00	0.00
9	Maharashtra State Board of Sec./Hr. Sec. Education.	6746	2693	9439	903	439	1342	13.39	16.30	14.22
10	Board of Sec. Edu. (M.P.)	1709	513	2222	1261	401	1662	73.79	78.17	74.80
11	Council of Hr. Sec. Education, Manipur	0	0	0	0	0	0	0.00	0.00	0.00
12	Meghalaya Board of School Education*	0	0	0	0	0	0	0.00	0.00	0.00
13	Mizoram Board of Sec. Edu.	256	296	552	159	172	331	62.11	58.11	59.96
14	Nagaland Board of Sec.& Hr. Secondary Education, Kohima.*	0	0	0	0	0	0	0.00	0.00	0.00
15	Council of Hr. Sec. Edn. Orissa Bhubaneshwar.*	0	0	0	0	0	0	0.00	0.00	0.00
16	Punjab Board of School Edu.	0	0	0	0	0	0	0.00	0.00	0.00
17	Board of Sec. Edu. Rajasthan.	2406	419	2825	1201	211	1412	49.92	50.36	49.98
18	Bd.of Hr.Sec.& Sec. Exams,TN	0	0	0	0	0	0	0.00	0.00	0.00
19	Tripura Board of Sec.Education	0	0	0	0	0	0	0.00	0.00	0.00
20	West Bengal Council of Hr.Sec Education.*	0	0	0	0	0	0	0.00	0.00	0.00
21	Central Board of Sec.Edu. N.D.	660	342	1002	475	244	719	71.97	71.35	71.76
22	Council for Indian School Certificate*	0	0	0	0	0	0	0.00	0.00	0.00
23	National Open School*	0	0	0	0	0	0	0.00	0.00	0.00
<b>TOTAL:</b>		<b>12649</b>	<b>4743</b>	<b>17392</b>	<b>4542</b>	<b>1773</b>	<b>6315</b>	<b>35.91</b>	<b>37.38</b>	<b>36.31</b>

\* No provision of supplementary examinations.

**TABLE - 16 : EXAMINATION RESULTS OF BOARDS-HIGHER SECONDARY EXAMINATION -2000  
(Annual&Supplementary) (SCHEDULED TRIBES)**

S.No.	Name of the Board	Number of Students						Pass %age		
		Appeared			Passed			Boys	Girls	Total
		Boys	Girls	Total	Boys	Girls	Total			
1	2	3	4	5	6	7	8	9	10	11
1	Assam Hr.Sec.Edn.Council, Guwahati.*	10511	7008	17519	3114	2547	5661	29.63	36.34	32.31
2	Bihar Intermediate Edu. Council*	0	0	0	0	0	0	0.00	0.00	0.00
3	Goa Board of Sec.&Hr.SecEdu.	22	12	34	12	8	20	54.55	66.67	58.82
4	Gujarat Hr. Sec. Edu. Board	8079	4200	12279	4207	2707	6914	52.07	64.45	56.31
5	Board of School Edu. Haryana	26	13	39	9	6	15	34.62	46.15	38.46
6	H.P. Board of School Edu.	2142	1422	3564	974	713	1687	45.47	50.14	47.33
7	J&K Board of School Edu.	0	0	0	0	0	0	0.00	0.00	0.00
8	Board of Sec.Exam., Kerala*	0	0	0	0	0	0	0.00	0.00	0.00
9	Maharashtra State Board of Sec./Hr. Sec. Education.	26250	12503	38753	12189	6903	19092	46.43	55.21	49.27
10	Board of Sec. Edu. (M.P.)	26463	7901	34364	18448	6142	24590	69.71	77.74	71.56
11	Council of Hr. Sec. Education, Manipur	1841	124	1965	1695	84	1779	92.07	67.74	90.53
12	Meghalaya Board of School Education*	5079	4149	9228	2726	2528	5254	53.67	60.93	56.94
13	Mizoram Board of Sec. Edu.	2259	2059	4318	615	597	1212	27.22	28.99	28.07
14	Nagaland Board of Sec.& Hr. Secondary Education, Kohima.*	486	428	914	349	355	704	71.81	82.94	77.02
15	Council of Hr. Sec. Edn. Orissa Bhubaneshwar.*	12002	5607	17609	3785	1890	5661	31.54	33.71	32.15
16	Punjab Board of School Edu.	0	0	0	0	0	0	0.00	0.00	0.00
17	Board of Sec. Edu. Rajasthan.	20883	3182	24065	12802	2022	14824	61.30	63.54	61.60
18	Bd.of Hr.Sec.& Sec. Exams,TN	884	631	1515	638	497	1135	72.17	78.76	74.92
19	Tripura Board of Sec.Education	1150	555	1705	352	188	540	30.61	33.87	31.67
20	West Bengal Council of Hr.Sec Education.*	0	0	0	0	0	0	0.00	0.00	0.00
21	Central Board of Sec.Edu. N.D.	4204	2157	6361	3087	1686	4773	73.43	78.16	75.04
22	Council for Indian School Certificate*	199	192	391	180	174	354	90.45	90.63	90.54
23	National Open School*	2250	2038	4288	417	536	953	18.53	26.30	22.22
<b>TOTAL:</b>		<b>124730</b>	<b>54181</b>	<b>178911</b>	<b>65599</b>	<b>29583</b>	<b>95168</b>	<b>52.59</b>	<b>54.60</b>	<b>53.19</b>

\* No provision of supplementary examinations.



**TABLE - 17 : EXAMINATION RESULTS OF BOARDS -HIGHER SECONDARY EXAM.- 2000  
(Annual) (Regular & Private) (SCHEDULED TRIBES)**

S.No.	Name of the Board	Number of Students						Pass %age		
		Appeared			Passed			Regular	Private	Total
		Regular	Private	Total	Regular	Private	Total			
1	2	3	4	5	6	7	8	9	10	11
1	Assam Hr. Sec. Edn. Council, Guwahati.	9635	7884	17519	3397	2264	5661	35.26	28.72	32.31
2	Bihar Intermediate Edu. Council	0	0	0	0	0	0	0.00	0.00	0.00
3	Goa Board of Sec.&Hr. Sec Edu.	34	0	34	19	0	19	55.88	0.00	55.88
4	Gujarat Hr. Sec. Edu. Board	8079	4200	12279	3953	2590	6543	48.93	61.67	53.29
5	Board of School Edu. Haryana	14	25	39	9	6	15	64.29	24.00	38.46
6	H.P. Board of School Edu.	1618	1946	3564	848	362	1210	52.41	18.60	33.95
7	J&K Board of School Edu.	0	0	0	0	0	0	0.00	0.00	0.00
8	Board of Sec. Exam., Kerala	0	0	0	0	0	0	0.00	0.00	0.00
9	Maharashtra State Board of Sec./Hr. Sec. Education.	38017	736	38753	17399	351	17750	45.77	47.69	45.80
10	Board of Sec. Edu. (M.P.)	24486	9878	34364	18364	4564	22928	75.00	46.20	66.72
11	Board of Sec. Edu. Manipur	1939	26	1965	1769	10	1779	91.23	38.46	90.53
12	Meghalaya Board of School Education	6468	2760	9228	3635	1619	5254	56.20	58.66	56.94
13	Mizoram Board of Sec. Edu.	4094	224	4318	811	70	881	19.81	31.25	20.40
14	Nagaland Board of Sec. & Hr. Secondary Education, Kohima.	812	102	914	670	34	704	82.51	33.33	77.02
15	Council of Hr. Sec. Edn. Orissa Bhubaneshwar.	10477	7132	17609	3875	1800	5675	36.99	25.24	32.23
16	Punjab Board of School Edu.	0	0	0	0	0	0	0.00	0.00	0.00
17	Board of Sec. Edu. Rajasthan.	15747	8318	24065	11152	2260	13412	70.82	27.17	55.73
18	Bd. of Hr. Sec. & Sec. Exams, TN	1515	0	1515	1135	0	1135	74.92	0.00	74.92
19	Tripura Board of Sec. Education	1705	0	1705	540	0	540	31.67	0.00	31.67
20	West Bengal Council of Hr. Sec. Education. ^	0	0	0	0	0	0	0.00	0.00	0.00
21	Central Board of Sec. Edu. N.D.	5913	448	6361	3857	197	4054	65.23	43.97	63.73
22	Council for Indian School Certificate	391	0	391	354	0	354	90.54	0.00	90.54
23	National Open School	0	4288	4288	0	953	953	0.00	22.22	22.22
<b>TOTAL:</b>		<b>130944</b>	<b>47967</b>	<b>178911</b>	<b>71787</b>	<b>17080</b>	<b>88867</b>	<b>54.82</b>	<b>35.61</b>	<b>49.67</b>

**TABLE - 18 : EXAMINATION RESULTS OF BOARDS -HIGHER SECONDARY EXAM. - 2000**  
(Supplementary) (Regular & Private) (SCHEDULED TRIBES)

S.No.	Name of the Board	Number of Students						Pass %age		
		Appeared			Passed			Regular	Private	Total
		Regular	Private	Total	Regular	Private	Total			
3	4	5	6	7	8	9	10	11		
1	Assam Hr.Sec.Edn.Council, Guwahati.*	0	0	0	0	0	0	0.00	0.00	0.00
2	Bihar Intermediate Edu. Council*	0	0	0	0	0	0	0.00	0.00	0.00
3	Goa Board of Sec.&Hr.SecEdu.	7	0	7	1	0	1	14.29	0.00	14.29
4	Gujarat Hr. Sec. Edu. Board	389	152	541	254	117	371	65.30	76.97	68.58
5	Board of School Edu. Haryana	0	0	0	0	0	0	0.00	0.00	0.00
6	H.P. Board of School Edu.	0	804	804	0	477	477	0.00	59.33	58.33
7	J&K Board of School Edu.	0	0	0	0	0	0	0.00	0.00	0.00
8	Board of Sec.Exam., Kerala*	0	0	0	0	0	0	0.00	0.00	0.00
9	Maharashtra State Board of Sec./Hr. Sec. Education.	9225	214	9439	1312	30	1342	14.22	14.02	14.22
10	Board of Sec. Edu. (M.P.)	393	1829	2222	292	1370	1662	74.30	74.90	74.80
11	Council of Hr. Sec. Education, Manipur	0	0	0	0	0	0	0.00	0.00	0.00
12	Meghalaya Board of School Education*	0	0	0	0	0	0	0.00	0.00	0.00
13	Mizoram Board of Sec. Edu.	552	0	552	331	0	331	59.96	0.00	59.96
14	Nagaland Board of Sec.& Hr. Secondary Education, Kohima.*	0	0	0	0	0	0	0.00	0.00	0.00
15	Council of Hr. Sec. Edn. Orissa Bhubaneshwar.*	0	0	0	0	0	0	0.00	0.00	0.00
16	Punjab Board of School Edu.	0	0	0	0	0	0	0.00	0.00	0.00
17	Board of Sec. Edu. Rajasthan.	1551	1274	2825	912	500	1412	58.80	39.25	49.98
18	Bd.of Hr.Sec.& Sec. Exams,TN	0	0	0	0	0	0	0.00	0.00	0.00
19	Tripura Board of Sec.Education	0	0	0	0	0	0	0.00	0.00	0.00
20	West Bengal Council of Hr.Sec Education.*	0	0	0	0	0	0	0.00	0.00	0.00
21	Central Board of Sec.Edu. N.D.	922	80	1002	668	51	719	72.45	63.75	71.76
22	Council for Indian School Certificate*	0	0	0	0	0	0	0.00	0.00	0.00
23	National Open School*	0	0	0	0	0	0	0.00	0.00	0.00
	<b>TOTAL:</b>	<b>13039</b>	<b>4353</b>	<b>17392</b>	<b>3770</b>	<b>2545</b>	<b>6315</b>	<b>28.91</b>	<b>58.47</b>	<b>36.31</b>

**TABLE - 19 : EXAMINATION RESULTS OF BOARDS -HIGHER SECONDARY EXAM.- 2000**  
(Annual&Supplementary) (Regular & Private) (SCHEDULED TRIBES)

S.No.	Name of the Board	Number of Students						Pass %age		
		Appeared			Passed			Regular	Private	Total
		Regular	Private	Total	Regular	Private	Total			
3	4	5	6	7	8	9	10	11		
1	Assam Hr.Sec.Edn.Council, Guwahati.*	9635	7884	17519	3397	2264	5661	35.26	28.72	32.31
2	Bihar Intermediate Edu. Council*	0	0	0	0	0	0	0.00	0.00	0.00
3	Goa Board of Sec.&Hr.SecEdu.	34	0	34	20	0	20	58.82	0.00	58.82
4	Gujarat Hr. Sec. Edu. Board	8079	4200	12279	4207	2707	6914	52.07	64.45	56.31
5	Board of School Edu. Haryana	14	25	39	9	6	15	64.29	24.00	38.46
6	H.P. Board of School Edu.	1618	1946	3564	848	839	1687	52.41	43.11	47.33
7	J&K Board of School Edu.	0	0	0	0	0	0	0.00	0.00	0.00
8	Board of Sec.Exam., Kerala*	0	0	0	0	0	0	0.00	0.00	0.00
9	Maharashtra State Board of Sec./Hr. Sec. Education.	38017	736	38753	18711	381	19092	49.22	51.77	49.27
10	Board of Sec. Edu. (M.P.)	24486	9878	34364	18656	5934	24590	0.00	0.00	0.00
11	Council of Hr. Sec. Education, Manipur	1939	26	1965	1769	10	1779	91.23	38.46	90.53
12	Meghalaya Board of School Education*	6468	2760	9228	3635	1619	5254	56.20	58.66	56.94
13	Mizoram Board of Sec. Edu.	4094	224	4318	1142	70	1212	27.89	31.25	28.07
14	Nagaland Board of Sec.& Hr. Secondary Education, Kohima.*	812	102	914	670	34	704	82.51	33.33	77.02
15	Council of Hr. Sec. Edn. Orissa Bhubaneshwar.*	10477	7132	17609	3875	1800	5661	36.99	25.24	32.15
16	Punjab Board of School Edu.	0	0	0	0	0	0	0.00	0.00	0.00
17	Board of Sec. Edu. Rajasthan.	15747	8318	24065	12064	2760	14824	76.61	33.18	61.60
18	Bd.of Hr.Sec.& Sec. Exams,TN	1515	0	1515	1135	0	1135	74.92	0.00	74.92
19	Tripura Board of Sec.Education	1705	0	1705	540	0	540	31.67	0.00	31.67
20	West Bengal Council of Hr.Sec Education.*	0	0	0	0	0	0	0.00	0.00	0.00
21	Central Board of Sec.Edu. N.D.	5913	448	6361	4525	248	4773	76.53	55.36	75.04
22	Council for Indian School Certificate*	391	0	391	354	0	354	90.54	0.00	90.54
23	National Open School*	0	4288	4288	0	953	953	0.00	22.22	22.22
	<b>TOTAL:</b>	<b>130944</b>	<b>47967</b>	<b>178911</b>	<b>75557</b>	<b>19825</b>	<b>95168</b>	<b>57.70</b>	<b>40.91</b>	<b>53.19</b>

# Data not available

**TABLE - 20 : EXAMINATION RESULTS OF BOARDS OF INTERMEDIATE/PRE UNIVERSITY EXAMINATION - 2000  
(Annual)**

S.No.	Name of the Board	Number of Students						Pass %age		
		Appeared			Passed			Boys	Girls	Total
		Boys	Girls	Total	Boys	Girls	Total			
1	2	3	4	5	6	7	8	9	10	11
1	Board of Intermediate Edn., Andhra Pradesh.	277443	157782	435225	98238	70257	168495	35.41	44.53	38.71
2	Board of Pre-University Edn., Karnataka.	197926	125310	323236	69494	64695	134189	35.11	51.63	41.51
3	Madhyamik Shiksha Parishad, Uttar Pradesh.	535257	311337	846594	323136	254934	578070	60.37	81.88	68.28
<b>TOTAL:</b>		<b>1010626</b>	<b>594429</b>	<b>1605055</b>	<b>490868</b>	<b>389886</b>	<b>880754</b>	<b>48.57</b>	<b>65.59</b>	<b>54.87</b>

**TABLE - 21 : EXAMINATION RESULTS OF BOARDS OF INTERMEDIATE/PRE UNIVERSITY EXAMINATION - 2000  
(Supplementary)**

S.No.	Name of the Board	Number of Students						Pass %age		
		Appeared			Passed			Boys	Girls	Total
		Boys	Girls	Total	Boys	Girls	Total			
1	2	3	4	5	6	7	8	9	10	11
1	Board of Intermediate Edn., Andhra Pradesh.	113197	52368	165565	13314	8142	21456	11.76	15.55	12.96
2	Board of Pre-University Edn., Karnataka.	88919	41547	130466	13574	9152	22726	15.27	22.03	17.42
3	Madhyamik Shiksha Parishad, Uttar Pradesh.*	0	0	0	0	0	0	0.00	0.00	0.00
<b>TOTAL:</b>		<b>202116</b>	<b>93915</b>	<b>296031</b>	<b>26888</b>	<b>17294</b>	<b>44182</b>	<b>13.30</b>	<b>18.41</b>	<b>14.92</b>

**TABLE - 22 : EXAMINATION RESULTS OF BOARDS OF INTERMEDIATE/PRE UNIVERSITY EXAMINATION - 2000  
(Annual & Supplementary)**

S.No.	Name of the Board	Number of Students						Pass %age		
		Appeared			Passed			Boys	Girls	Total
		Boys	Girls	Total	Boys	Girls	Total			
1	2	3	4	5	6	7	8	9	10	11
1	Board of Intermediate Edn., Andhra Pradesh.	277443	157782	435225	111552	78399	189951	40.21	49.69	43.64
2	Board of Pre-University Edn., Karnataka.	197926	125310	323236	83068	73847	156915	41.97	58.93	48.55
3	Madhyamik Shiksha Parishad, Uttar Pradesh.*	535257	311337	846594	323136	254934	578070	60.37	81.88	68.28
<b>TOTAL:</b>		<b>1010626</b>	<b>594429</b>	<b>1605055</b>	<b>517756</b>	<b>407180</b>	<b>924936</b>	<b>51.23</b>	<b>68.50</b>	<b>57.63</b>

\* No provision of supplementary examination.

**TABLE - 23 : EXAMINATION RESULTS OF BOARDS OF INTERMEDIATE/PREUNIVERSITY EXAMINATION -2000  
(Annual) (REGULAR & PRIVATE)**

S.No.	Name of the Board	Number of Students						Pass %age		
		Appeared			Passed			Regular	Private	Total
		Regular	Private	Total	Regular	Private	Total			
1	2	3	4	5	6	7	8	9	10	11
1	Board of Intermediate Edn., Andhra Pradesh.	277443	157782	435225	144314	24181	168495	52.02	15.33	38.71
2	Board of Pre-University Edn.,Karnataka.	323236	0	323236	134189	0	134189	67.80	0.00	41.51
3	Madhyamik Shiksha Parishad, Uttar Pradesh.	654503	192091	846594	480111	97959	578070	73.36	51.00	68.28
<b>TOTAL:</b>		<b>1129872</b>	<b>475183</b>	<b>1605055</b>	<b>758614</b>	<b>122140</b>	<b>880754</b>	<b>67.14</b>	<b>25.70</b>	<b>54.87</b>

**TABLE - 24 : EXAMINATION RESULTS OF BOARDS OF INTERMEDIATE/PREUNIVERSITY EXAMINATION -2000  
(Supplementary) (REGULAR & PRIVATE)**

S.No.	Name of the Board	Number of Students						Pass %age		
		Appeared			Passed			Regular	Private	Total
		Regular	Private	Total	Regular	Private	Total			
1	2	3	4	5	6	7	8	9	10	11
1	Board of Intermediate Edn., Andhra Pradesh.	0	165565	165565	0	21456	21456	0.00	12.96	12.96
2	Board of Pre-University Edn.,Karnataka.	130466	0	130466	22726	0	22726	17.42	0.00	17.42
3	Madhyamik Shiksha Parishad, Uttar Pradesh.*	0	0	0	0	0	0	0.00	0.00	0.00
<b>TOTAL:</b>		<b>130466</b>	<b>165565</b>	<b>296031</b>	<b>22726</b>	<b>21456</b>	<b>44182</b>	<b>17.42</b>	<b>12.96</b>	<b>14.92</b>

**TABLE - 25 : EXAMINATION RESULTS OF BOARDS OF INTERMEDIATE/PREUNIVERSITY EXAMINATION -2000  
(Annual&Supplementary) (REGULAR & PRIVATE)**

S.No.	Name of the Board	Number of Students						Pass %age		
		Appeared			Passed			Regular	Private	Total
		Regular	Private	Total	Regular	Private	Total			
1	2	3	4	5	6	7	8	9	10	11
1	Board of Intermediate Edn.,Andhra Pradesh.	277443	157782	435225	144314	45637	189951	52.02	28.92	43.64
2	Board of Pre-University Edn.,Karnataka.	323236	0	323236	156915	0	156915	48.55	0.00	48.55
3	Madhyamik Shiksha Parishad, Uttar Pradesh.*	654503	192091	846594	480111	97959	578070	73.36	51.00	68.28
<b>TOTAL:</b>		<b>1271686</b>	<b>333369</b>	<b>1605055</b>	<b>781340</b>	<b>143596</b>	<b>924936</b>	<b>61.44</b>	<b>43.07</b>	<b>57.63</b>

\* No provision of supplementary examination.

**TABLE - 26 : EXAMINATION RESULTS OF BOARDS OF INTERMEDIATE/ PRE-UNIVERSITY  
EXAMINATION - 1999  
(ANNUAL & SUPPLEMENTARY) - DIVISION-WISE**

S.No.	Name of the Board	Total Passed	DIVISION			Percentage		
			I	II	III	I	II	III
1	2	3	4	5	6	7	8	9
1	Board of Intermediate Edn., Andhra Pradesh.	171095	81205	35463	54427	52.64	22.99	35.28
2	Board of Pre-University Edn., Karnataka.	150915	0	0	0	0.00	0.00	0.00
3	Madhyamik Shiksha Parishad, Uttar Pradesh.*	646257	46822	280802	318633	7.25	43.45	49.30
	<b>TOTAL:</b>	<b>968267</b>	<b>81209</b>	<b>35468</b>	<b>851590</b>	<b>8.78</b>	<b>3.83</b>	<b>92.04</b>

\* No provision of supplementary examination.

**TABLE - 27 : EXAMINATION RESULTS OF BOARDS OF INTERMEDIATE/PRE UNIVERSITY EXAMINATION - 2000  
(Annual) (SCHEDULED CASTES)**

S.No.	Name of the Board	Number of Students						Pass %age		
		Appeared			Passed			Boys	Girls	Total
		Boys	Girls	Total	Boys	Girls	Total			
1	2	3	4	5	6	7	8	9	10	11
1	Board of Intermediate Edn., Andhra Pradesh.	22612	12339	34951	7135	4793	11928	31.55	38.84	34.13
2	Board of Pre-University Edn., Karnataka.	32686	13711	46397	8001	4832	12833	24.48	35.24	27.66
3	Madhyamik Shiksha Parishad, Uttar Pradesh.	66139	24284	90423	36992	18641	55633	55.93	76.76	61.53
<b>TOTAL:</b>		<b>121437</b>	<b>50334</b>	<b>171771</b>	<b>52128</b>	<b>28266</b>	<b>80394</b>	<b>42.93</b>	<b>56.16</b>	<b>46.80</b>

**TABLE - 28 : EXAMINATION RESULTS OF BOARDS OF INTERMEDIATE/PRE UNIVERSITY EXAMINATION - 2000  
(Supplementary) (SCHEDULED CASTES)**

S.No.	Name of the Board	Number of Students						Pass %age		
		Appeared			Passed			Boys	Girls	Total
		Boys	Girls	Total	Boys	Girls	Total			
1	2	3	4	5	6	7	8	9	10	11
1	Board of Intermediate Edn., Andhra Pradesh.	19819	9053	28872	1818	1056	2874	9.17	11.66	9.95
2	Board of Pre-University Edn., Karnataka.	12925	10800	23725	1644	1200	2844	12.72	11.11	11.99
3	Madhyamik Shiksha Parishad, Uttar Pradesh.*	0	0	0	0	0	0	0.00	0.00	0.00
<b>TOTAL:</b>		<b>32744</b>	<b>19853</b>	<b>52597</b>	<b>3462</b>	<b>2256</b>	<b>5718</b>	<b>10.57</b>	<b>11.36</b>	<b>10.87</b>

**TABLE - 29 : EXAMINATION RESULTS OF BOARDS OF INTERMEDIATE/PRE UNIVERSITY EXAMINATION - 2000  
(Annual & Supplementary) (SCHEDULED CASTES)**

S.No.	Name of the Board	Number of Students						Pass %age		
		Appeared			Passed			Boys	Girls	Total
		Boys	Girls	Total	Boys	Girls	Total			
1	2	3	4	5	6	7	8	9	10	11
1	Board of Intermediate Edn., Andhra Pradesh.	22612	12339	34951	8953	5849	14802	39.59	47.40	42.35
2	Board of Pre-University Edn., Karnataka.	32686	13711	46397	9645	6032	15677	29.51	43.99	20.79
3	Madhyamik Shiksha Parishad, Uttar Pradesh.*	66139	24284	90423	36992	18641	55633	55.93	76.76	61.53
<b>TOTAL:</b>		<b>121437</b>	<b>50334</b>	<b>171771</b>	<b>55590</b>	<b>30522</b>	<b>86112</b>	<b>45.78</b>	<b>60.64</b>	<b>50.13</b>

No provision of supplementary examination.

**TABLE - 30 : EXAMINATION RESULTS OF BOARDS OF INTERMEDIATE/PREUNIVERSITY EXAMINATION -2000  
(Annual) (REGULAR & PRIVATE)(SCHEDULED CASTES)**

S.No.	Name of the Board	Number of Students						Pass %age		
		Appeared			Passed			Regular	Private	Total
		Regular	Private	Total	Regular	Private	Total			
1	2	3	4	5	6	7	8	9	10	11
1	Board of Intermediate Edn., Andhra Pradesh.	34951	0	34951	11928	0	11928	34.13	0.00	34.13
2	Board of Pre-University Edn.,Karnataka.	46397	0	46397	12833	0	12833	27.66	0.00	27.66
3	Madhyamik Shiksha Parishad, Uttar Pradesh.	69082	21341	90423	45699	9934	55633	66.15	46.55	61.53
<b>TOTAL:</b>		<b>150430</b>	<b>21341</b>	<b>171771</b>	<b>70460</b>	<b>9934</b>	<b>80394</b>	<b>46.84</b>	<b>46.55</b>	<b>46.80</b>

**TABLE - 31 : EXAMINATION RESULTS OF BOARDS OF INTERMEDIATE/PREUNIVERSITY EXAMINATION -2000  
(Supplementary) (REGULAR & PRIVATE)(SCHEDULED CASTES)**

S.No.	Name of the Board	Number of Students						Pass %age		
		Appeared			Passed			Regular	Private	Total
		Regular	Private	Total	Regular	Private	Total			
1	2	3	4	5	6	7	8	9	10	11
1	Board of Intermediate Edn., Andhra Pradesh.	0	28872	28872	0	2874	2874	0.00	9.95	9.95
2	Board of Pre-University Edn.,Karnataka.	23725	0	23725	2844	0	2844	11.99	0.00	11.99
3	Madhyamik Shiksha Parishad, Uttar Pradesh.*	0	0	0	0	0	0	0.00	0.00	0.00
<b>TOTAL:</b>		<b>23725</b>	<b>28872</b>	<b>52597</b>	<b>2844</b>	<b>2874</b>	<b>5718</b>	<b>11.99</b>	<b>9.95</b>	<b>10.87</b>

**TABLE - 32 : EXAMINATION RESULTS OF BOARDS OF INTERMEDIATE/PREUNIVERSITY EXAMINATION -2000  
(Annual & Supplementary) (REGULAR & PRIVATE)(SCHEDULED CASTES)**

S.No.	Name of the Board	Number of Students						Pass %age		
		Appeared			Passed			Regular	Private	Total
		Regular	Private	Total	Regular	Private	Total			
1	2	3	4	5	6	7	8	9	10	11
1	Board of Intermediate Edn.,Andhra Pradesh.	34951	0	34951	11928	2874	14802	34.13	0.00	42.35
2	Board of Pre-University Edn.,Karnataka.	46397	0	46397	15677	0	15677	33.79	0.00	33.79
3	Madhyamik Shiksha Parishad, Uttar Pradesh.*	69082	21341	90423	45699	9934	55633	66.15	46.55	61.53
<b>TOTAL:</b>		<b>150430</b>	<b>21341</b>	<b>171771</b>	<b>73304</b>	<b>12808</b>	<b>86112</b>	<b>48.73</b>	<b>60.02</b>	<b>50.13</b>

\* No provision of supplementary examination.



**TABLE - 33 : EXAMINATION RESULTS OF BOARDS OF INTERMEDIATE/PRE UNIVERSITY EXAMINATION - 2000  
(Annual ) (SCHEDULED TRIBES)**

S.No.	Name of the Board	Number of Students						Pass %age		
		Appeared			Passed			Boys	Girls	Total
		Boys	Girls	Total	Boys	Girls	Total			
1	2	3	4	5	6	7	8	9	10	11
1	Board of Intermediate Edn.,Andhra Pradesh.	6755	2308	9063	1700	713	2413	25.17	30.89	26.62
2	Board of Pre-University Edn.,Karnataka.	4633	3000	7633	1597	2201	3798	34.47	73.37	49.76
3	Madhyamik Shiksha Parishad, Uttar Pradesh.	3177	1466	4643	1738	916	2654	54.71	62.48	57.16
<b>TOTAL:</b>		<b>14565</b>	<b>6774</b>	<b>21339</b>	<b>5035</b>	<b>3830</b>	<b>8865</b>	<b>34.57</b>	<b>56.54</b>	<b>41.54</b>

**TABLE - 34 : EXAMINATION RESULTS OF BOARDS OF INTERMEDIATE/PRE UNIVERSITY EXAMINATION - 2000  
( Supplementary ) (SCHEDULED TRIBES)**

S.No.	Name of the Board	Number of Students						Pass %age		
		Appeared			Passed			Boys	Girls	Total
		Boys	Girls	Total	Boys	Girls	Total			
1	2	3	4	5	6	7	8	9	10	11
1	Board of Intermediate Edn., Andhra Pradesh.	7453	1923	9376	598	173	771	8.02	9.00	8.22
2	Board of Pre-University Edn.,Karnataka.	4342	2205	6547	567	300	867	13.06	13.61	13.24
3	Madhyamik Shiksha Parishad, Uttar Pradesh.*	0	0	0	0	0	0	0.00	0.00	0.00
<b>TOTAL:</b>		<b>11795</b>	<b>4128</b>	<b>15923</b>	<b>1165</b>	<b>473</b>	<b>1638</b>	<b>9.88</b>	<b>11.46</b>	<b>10.29</b>

**TABLE - 35: EXAMINATION RESULTS OF BOARDS OF INTERMEDIATE/PRE UNIVERSITY EXAMINATION - 2000  
(Annual & Supplementary) (SCHEDULED TRIBES)**

S.No.	Name of the Board	Number of Students						Pass %age		
		Appeared			Passed			Boys	Girls	Total
		Boys	Girls	Total	Boys	Girls	Total			
1	2	3	4	5	6	7	8	9	10	11
1	Board of Intermediate Edn., Andhra Pradesh.	6755	2308	9063	2298	886	3184	34.02	38.39	35.13
2	Board of Pre-University Edn.,Karnataka.	4633	3000	7633	2164	2501	4665	46.71	83.37	61.12
3	Madhyamik Shiksha Parishad, Uttar Pradesh.*	3177	1466	4643	1738	916	2654	54.71	62.48	57.16
<b>TOTAL:</b>		<b>14565</b>	<b>6774</b>	<b>21339</b>	<b>6200</b>	<b>4303</b>	<b>10503</b>	<b>42.57</b>	<b>63.52</b>	<b>49.22</b>

\* No provision of supplementary examination.

**TABLE - 36 : EXAMINATION RESULTS OF BOARDS OF INTERMEDIATE/PREUNIVERSITY EXAMINATION -2000  
(Annual) (REGULAR & PRIVATE)(SCHEDULED TRIBES)**

S.No.	Name of the Board	Number of Students						Pass %age		
		Appeared			Passed			Regular	Private	Total
		Regular	Private	Total	Regular	Private	Total			
1	2	3	4	5	6	7	8	9	10	11
1	Board of Intermediate Edn., Andhra Pradesh.	9063	0	9063	2413	0	2413	26.62	0.00	26.62
2	Board of Pre-University Edn.,Karnataka.	7633	0	7633	3798	0	3798	49.76	0.00	49.76
3	Madhyamik Shiksha Parishad, Uttar Pradesh.	3435	1208	4643	2040	614	2654	59.39	50.83	57.16
<b>TOTAL:</b>		<b>20131</b>	<b>1208</b>	<b>21339</b>	<b>8251</b>	<b>614</b>	<b>8865</b>	<b>40.99</b>	<b>50.83</b>	<b>41.54</b>

**TABLE - 37 : EXAMINATION RESULTS OF BOARDS OF INTERMEDIATE/PREUNIVERSITY EXAMINATION -2000  
( Supplementary) (REGULAR & PRIVATE)(SCHEDULED TRIBES)**

S.No.	Name of the Board	Number of Students						Pass %age		
		Appeared			Passed			Regular	Private	Total
		Regular	Private	Total	Regular	Private	Total			
1	2	3	4	5	6	7	8	9	10	11
1	Board of Intermediate Edn., Andhra Pradesh.	9376	0	9376	771	0	771	8.22	0.00	8.22
2	Board of Pre-University Edn.,Karnataka.	6547	0	6547	867	0	867	13.24	0.00	13.24
3	Madhyamik Shiksha Parishad, Uttar Pradesh.*	0	0	0	0	0	0	0.00	0.00	0.00
<b>TOTAL:</b>		<b>15923</b>	<b>0</b>	<b>15923</b>	<b>1638</b>	<b>0</b>	<b>1638</b>	<b>10.29</b>	<b>0.00</b>	<b>10.29</b>

**TABLE - 38 : EXAMINATION RESULTS OF BOARDS OF INTERMEDIATE/PREUNIVERSITY EXAMINATION -2000  
(Annual & Supplementary) (REGULAR & PRIVATE)(SCHEDULED TRIBES)**

S.No.	Name of the Board	Number of Students						Pass %age		
		Appeared			Passed			Regular	Private	Total
		Regular	Private	Total	Regular	Private	Total			
1	2	3	4	5	6	7	8	9	10	11
1	Board of Intermediate Edn.,Andhra Pradesh.	9063	0	9063	3184	0	3184	35.13	0.00	35.13
2	Board of Pre-University Edn.,Karnataka.	7633	0	7633	4665	0	4665	61.12	0.00	61.12
3	Madhyamik Shiksha Parishad, Uttar Pradesh.*	3435	1208	4643	2040	614	2654	59.39	50.83	57.16
<b>TOTAL:</b>		<b>20131</b>	<b>1208</b>	<b>21339</b>	<b>9889</b>	<b>614</b>	<b>10503</b>	<b>49.12</b>	<b>50.83</b>	<b>49.22</b>

\* No provision of supplementary examination.