

REPORT


OF THE GROUP FOR

CENTRAL UNIVERSITIES

to provide inputs to the

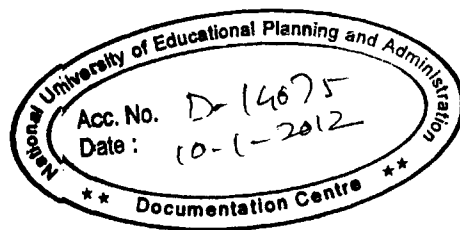
OVERSIGHT COMMITTEE

(10TH August, 2006)



378.954
IND-CR
D14075

378.954
IND-CR



Report of the Group for Central Universities

Part – I : Genesis and Vital Statistics

In pursuance of G.O.I., M/HRD, Deptt. of Secondary and Higher Education's communication dated 29th May, 2006, the Group for Central Universities consisting of the following met on 3.6.06 and 21.6.2006 in the office of UGC and on 27.7.2006 at Jamia Hamdard a deemed to be University.

(i)	Shri Saiyed Hamid, former VC, AMU and Chancellor Jamia Hamdard	-	Chairman
(ii)	Prof. Panjab Singh, VC, BHU	-	Member
(iii)	Prof. Deepak Pental, VC, Delhi University	-	Member
(iv)	Prof. Pramod Tandon, VC, NEHU	-	Member
(v)	Prof. Sayed E. Hasnain, VC, Hyderabad University	-	Member
(vi)	Shri Vivek Rae, JS, Dept. of Expenditure, Min. of Finance	-	Member
(vii)	Dr. M. Govinda Rao, Professor, NIPFP	-	Member
(viii)	Dr. T. R. Kem, Secretary, UGC	-	Convenor

Prof. Panjab Singh, Prof. Deepak Pental and Prof. Sayed E. Hasnain could not attend the first meeting on 3.6.2006 while Prof. Pramod Tandon could not attend the meeting held on 21.6.2006.

2. The Group, at its first meeting, designed a proforma for collecting information from various Central Universities relating to the existing course intake in different disciplines and proposed increases consequent on giving 27% reservation to OBCs while maintaining the existing unreserved seats. Information on requirements was sought in terms of both recurring and non-recurring expenditure.

3. The information furnished in response by Central Universities duly tabulated was discussed at the 2nd meeting of the Group held on 21.6.2006. To seek clarification on the spot and to facilitate comprehension, Registrars/Finance Officers of Central Universities were also invited to the second meeting. The third meeting of the group was held on 27.7.2006 at 10:30 a.m. at Jamia Hamdard, New Delhi, a deemed to be University. It was attended by the full group. The Interim Report submitted earlier was discussed and updated. Based on detailed discussions, estimates of recurring and non-recurring expenditure requirements were finalized. These work out respectively to **Rs.606.40 crores** and **Rs.2702.11 crores** as given in the statement at **Annexure-I**. The details with regard to additional manpower (teaching and non-teaching) and recurring expenditure thereof is depicted in the statement at **Annexure -I (a)** and non-recurring expenditure item-wise for infrastructural development in statement at **Annexure-I(b)**. It will be seen that in consequence of the extension the intake in various courses (excluding Ph.D.) in 17 Central Universities and the Colleges affiliated to the Universities of Delhi, Allahabad and BHU will stand enhanced from **92,011 to 1,41,697**.

In addition to the above, **approximately 3333** students were registered for Ph.D. programme in Central Universities during the academic year 2005-2006. It is observed that most of the Central Universities are not following reservation for SC/ST while registering students for Ph.D. Programmes. However, they have made a provision to relax the eligibility criteria for SC/ST candidates in so far as registration for Ph.D. programme is concerned

4. Summary

The information contained in Annexure – I and Annexure-I(a) & I(b) is summarized as follows:

Sl. No.	Item	Amount / Numbers
1	Existing Intake Capacity (of various courses at UG, PG, M.Phil. & Diploma / Certificate level)	92,011 ✓
2	Increase in intake capacity to provide 27% reservation for OBC maintaining existing general seats	49,686 ✓
3	Approximately Students registered for Ph.D. programme during the year 2005-2006	3,333 ✓
4	Manpower requirement	
4.1	Teaching	6609 ✓
4.2	Non-teaching	6476 ✓
5	Financial implication	
5.1	Recurring expenditure per annum on account of additional manpower (Teaching and Non-teaching)	377.97 Crores ✓
5.2	Non-salary recurring expenditure per annum	228.43 Crores ✓
	Sub-total recurring expenditure (5.1+ 5.2)	606.40 Crores
6	Non-recurring expenditure for infrastructural development	2702.11 Crores

Part – II : Configuration

5 Institutions covered in the Final Report

5.1 Central Universities

No. of Central Universities = 17*

(Three Central Universities viz IGNOU, Central Agricultural University and Aligarh Muslim University have been excluded, the first two are getting grants directly from Government of India, the third has a minority character (subjudice))

List enclosed at Annexure – II

5.2 Colleges affiliated to the Universities of Delhi, Allahabad and BHU.

Delhi

Out of 80 odd colleges affiliated to the University of Delhi, 66 colleges (excluding colleges of Medicine, Nursing, Pharmacy, Ayurveda, Unani, Engineering etc.) conduct courses in Arts, Science, Commerce, Fine Arts, Home Science, Education etc. at Undergraduate level. Out of these 66 colleges, 53 colleges are getting Non-Plan grants from UGC; the remaining

are Delhi Administration Colleges. In addition, one Medical College, viz., University College of Medical Sciences (U.C.M.S.), which is getting non-plan grant from U.G.C., has been included.

College-wise information is not available. The University of Delhi has made projections in an integrated manner. A detailed proposal as submitted by University of Delhi is enclosed at **Annexure-VII**.

List enclosed at **Annexure-III**

BHU

There are four affiliated colleges. The funding pattern under Non-Plan category is as follows:

UGC	:	47.5%
State Government	:	47.5%
Trust	:	5%

List enclosed at **Annexure - IV**

Allahabad University

There are eleven constituent colleges of Allahabad University

List enclosed at **Annexure - V**

5.3 Institutions-wise / discipline wise proposed increase in intake and faculty/ non-teaching staff is enclosed at Annexure - VIII

6. Part - III : Financial Implications

6.1 Estimated recurring expenditure per annum on account of additional manpower.

The group recommends the following phasing of recurring expenditure on Salaries (Teaching and non-teaching) and non-salary expenditure.

2007 - 2008	35%
2008 - 2009	70%
2009 - 2010	100%

Note : Although a suggestion was made that the expansion should be spread over the five years of the Eleventh Plan period, consensus in the group could be reached on three years.

The annual recurring expenditure on account of additional manpower (Teaching and Non-teaching) & non-salary items is estimated as follows for a period of five years from 2007-08 to 2011-12:-

Annually	Amount in Crores
2007-08	212.24
2008-09	424.48
2009-10	606.40
2010-11	606.40
2011-12	606.40

6.2 Estimated Non-recurring expenditure for infrastructural development.

Total estimated non-recurring expenditure for infrastructural development has been phased out over the period of three years in the ratio of 55% in the year 2007-2008, 35% in the year 2008-2009 and 10% in the year 2009-2010, with a provision to carry forward to the next financial year the unspent amount.

The yearly Non-recurring expenditure is projected as follows:

Year	Amount in Crores
2007-08	1486.16
2008-09	945.74
2009-10	270.21
TOTAL	2702.11

It may be recalled that the Interim report dated 23.6.2006 had been discussed by the Chairman and the Convenor of the Group for Central Universities with the Oversight Committee on 12th July, 2006 and suitable modifications made in consequence.

Part – IV : Unique Features Peculiar to certain Universities.

After traversing common ground the group would like to point out the unique features which would require some universities to be treated differently and which demand a special dispensation. These are contained in Annexure – VI and are summarized below:

Four Universities, namely, Babasaheb Bhimrao Ambedkar University, Lucknow, Nagaland University, Mizoram University and NEHU, Shillong are following a policy that provides 50% reservation for SC/STs. The Manipur University provides 33% reservation for SCs/STs. In these cases the implementation of the OBC reservation policy will have to be worked out separately. In our estimates, however, we have tentatively assumed in their case also a constant increase of 54%.

Part - V

7. Certain Guidelines/Observations:

- (i) Proposed reservation policy of the Government gives a rare opportunity to the Central Universities/Institutions to enhance their intake capacity and develop the required infrastructure which will ensure quality and relevance while bringing-in excellence. This opportunity should be converted into an abiding strength. There should be no compromise repeat no compromise whatsoever on quality.
- (ii) To meet the teaching staff requirement for the additional strength without compromising on quality of teaching, the following suggestions are made:
 - re-employ teachers after retirement on the basis of their performance and following a process of strict screening;
 - appointing on contract outstanding teachers in various faculties preceding regular recruitment;

- internal adjustment of giving additional teaching load and reasonable honorarium per lecture (already in vogue in many universities) without imposing an excessive burden on the teachers.
 - Teaching Assistantship may be provided to students pursuing doctoral programmes only on the basis of merit as explained vide **para VII page - 7.**
- (iii) Regular recruitment for additional teaching positions may not be rushed as this will adversely affect the quality of recruitment. Teachers' recruitment will have to be phased.
- (iv) The present ban on recruitment of non-teaching staff may be removed, however, the Expenditure Reforms Commission's guidelines may invariably be followed. This will take care of the immediate problems arising out of the increased intake. In the recruitment of non-teaching staff, the technical staff (of the right caliber) should receive priority.
- (v) The time span to implement reservation policy should match with that required to develop infrastructure particularly building facilities and recruitment of teachers. The policy has to be planned with meticulous care, else it will adversely affect the quality of education.
- (vi) It was generally felt that enough freedom should be given to the university authorities to fill-up the vacancies for teaching and non-teaching categories as well as for infrastructural development activities to cope with the enhanced intake capacity also, *which is the nature of freedom*
- (vii) Increase in seats will require additional teachers, classrooms, expansion of library facilities, laboratories and IT infrastructure. In brief, this would necessitate a major one-time expenditure on infrastructure as well as significant increase in recurring expenditure. Beside the enhanced need for resources, infrastructure development will be a time-consuming process which cannot be accomplished in a short term.
- (viii) There is great variation in the number of students enrolled in the Central Universities. Therefore, every university should be allowed to develop individual strategies for implementing the decision on increase in intake, to maintain educational standards and to derive adequate short term and long term benefits from the new inclusion policies.
- (ix) The O.B.C. quota should not be taken as an arithmetical exercise covering multi-faceted expansion. It should be taken as an opportunity for significant enhancement of standards allround. Here two points arise:
- (a) First the fast pace that is being desired should not be allowed to dilute standards. This has particular relevance to appointment of faculty and purchase of equipments and books. The process cannot be rushed with impunity. The University should be given enough latitude and flexibility and powers of internal adjustment in intake to permit significant and lasting improvements. It is well known that Government are serious about fulfilling their commitment to O.B.Cs. They can, therefore, in the interest of promoting quality education, adopt the prudent technique of hastening slowly and phase the increase over three years. The best strategy would be to make academic expansion a tool for academic reform and quality augmentation. A policy compulsion can be transformed into an opportunity. It will help the

University to prioritise the implementation plan and bring about radical reforms. Expansion of capacity of this magnitude is not likely to occur in the foreseeable future. Optimum use should therefore be made of this expansion for raising significantly standards of higher education.

(b) The second point relates to the desirability of evening out opportunities over three years for those young men and women who aspire in their due turn for joining the academic stream or securing technical and administrative posts in universities. Bumper recruitment in one year followed by a drought of opportunities in the two succeeding years would be an inequity which is certainly avoidable. And the phasing of enhanced admissions as well as recruitment over about three years will conduce to securing entry of better human material in either case. Regulated flow is always more manageable and yields better results than a sudden spurt. We are in a position at the moment to convert a welcome expansion into a rare opportunity for ushering in an era of significant academic reform buttressed by provision of the required infra-structure, the induction of better teachers and an equitable year-wise spread of students.

(x) We have not provided for giving preparatory coaching to the O.B.C. students so that they derive full and unhindered benefit from their admission to Universities. It is felt that such a provision where necessary may help produce better results. But this had better be left to the discretion of each individual university in the light of experience acquired during the course of implementation. A financial cushion could be provided for this contingency.

8. Phasing and Prioritisation arising from Observations of the Group on the Points raised in the letter No.11099/5/2006-Edn. Dated 14th July, 2006 from the Planning Commission.

Point 1: The manner and sequence in which the capacity expansion of 54% will take place.

Point 2: Phased implementation of 27% reservation for OBCs from 2007-08

✓ The expansion of the capacity by 54% in Central Universities and Colleges affiliated to Delhi University, BHU & Allahabad University in one spurt would neither be feasible nor advisable. The available opinion crystallizes round an expansion spread over three years.

The Committee is of the view that the manner and sequence should be left to the individual university. The University should take into account various factors like infrastructural requirement/development and the immediate demand of extra seats.

Point 3: The policy changes that would be required in respect of each area to implement the reservations.

I. Different patterns of reservation are being followed in five Central Universities as outlined in part – B of **Annexure-I** and explained in **Annexure-VI**. It may be noted that the envisaged increased intake while maintaining the existing unreserved seats in place, may range from 73% to 135% (**Annexure – VI (a)**). A policy decision on various issues like extension of reservation beyond 50% ceiling limit, and implementation of OBC quota in certain Central Universities of North Eastern Region and in Babasaheb Bhimrao Ambedkar University, Lucknow is required.

- II. The major components for expansion in capacity relate to creation of physical infrastructure and appointment of teaching, technical and non-teaching staff. It may not be possible within a short time to add the physical infrastructure and it may be necessary to take the classes in shifts. Concerted action will, therefore, have to be taken to increase the physical infrastructure within 3 years beginning with departments with high demand for seats.
- III. The orders issued by government requiring that only 25% of the non-teaching posts be filled be withdrawn. The University may be given freedom particularly to fill up posts of technical nature which directly relate to teaching and research activities.
- IV. In relaxation of normal purchase procedures, the Universities may be authorized to make purchases by an empowered committee with permission to negotiate the price. Besides, the rules may need to be relaxed for construction of class rooms, laboratories etc. These relaxations will of course be operative within the financial regulations.
- V. Due to paucity of resources the Universities have been building laboratories in an ad hoc manner. Such laboratories are proving to be inadequate for research in the frontier areas of science. Air-conditioning of such laboratories is often inadequate and slipshod. The need to expand student numbers while concomitantly improving competitiveness in research provides an opportunity to design the required facilities in a proper fashion. Examples of properly developed infrastructure for scientific research exist in DBT, CSIR and DAE supported institutes. Sufficient architectural experience exists within the country in developing laboratories. Enhanced allocations should be used to develop proper laboratory facilities in the Universities for R&D work. Existing laboratories can be passed on to other subject areas.
- VI. In order to meet augmented staff requirements meritorious teachers may be re-employed after the age of 62 upto 65 years. This may be done after proper screening. It may also be necessary to fill in the existing vacancies, invariably taking care that quality is not diluted in the process.
- VII. New staff will be recruited on a staggered basis in order to maintain quality. Incentives may be provided to attract talented individuals. Currently there is a serious teacher shortage in several subjects. To prepare teachers of tomorrow, students pursuing doctor programmes could be provided teaching assistantships; these students will help in tutorial and laboratory work. Teaching assistantship should be provided only on the basis of merit.

Point 4: Advance administrative and financial actions that have to be initiated.

- i. The main administrative and financial actions to be initiated involve obtaining sanction of the competent authority for creation/sanction of additional posts, initiating the process of recruitment, both teaching and non-teaching, obtaining financial sanction for the additional expenditure on all fronts, initiating procurement activities and also construction activities.
- ii. Each department of the University should take up assessment of demand for seats and work out an action plan for capacity expansion. They should also be involved in assessing physical infrastructure requirements. Once action plan is prepared by the

respective department, these will be consolidated at the University level after making such modifications as may be necessary.

- iii. Funds should be released well in advance in order to create the additional infrastructure.

Point 5: Order of magnitude of estimates about the required financial resources.

The order of magnitude of estimates about the financial resources required are contained in **Annexure-I** and the same are summarized below:

- (i) **Estimated recurring expenditure per annum on account of additional manpower.**

The annual recurring expenditure on account of additional manpower (Teaching, Technical and Non-teaching) & non-salary items is estimated as follows for a period of five years from 2007-08 to 2011-12:-

Annually	Amount in Croress
2007-08	212.24 ✓
2008-09	424.48
2009-10	606.40
2010-11	606.40
2011-12	606.40

It was felt that technical posts should not be lumped with non-teaching staff but should be assigned a separate category as "Technical".

- (ii) **Estimated Non-recurring expenditure for infrastructural development.**

As per the projections, the yearly Non-recurring expenditure requirement is given below:

Year	Amount in Crores
2007-08	1486.16
2008-09	945.74
2009-10	270.21
TOTAL	2702.11

ANNEXURES

LIST OF ANNEXURES

Sl. No.	Subject	Annexure number	Page No.
1	2	3	
1.	Statement indicating University-wise existing intake capacity, increase in Intake Capacity considering OBCs reservation @27% while maintaining the existing unreserved seats and financial implication (recurring and non-recurring).	Annexure – I	1-2
2.	Statement indicating the financial implications on account of additional manpower (Teaching and non-teaching) and non-salary items - Recurring Expenditure per annum.	Annexure – I (a)	3-4
3.	Statement indicating the financial implications (Non-recurring) for infrastructural development (Academical and Non-Academical cost)	Annexure – I(b)	5-6
4.	List of Central Universities	Annexure – II	7
5.	List of Colleges affiliated to University of Delhi	Annexure – III	8-9
6.	List of Colleges affiliated to Banaras Hindu University	Annexure – IV	10
7.	List of constituent Colleges of Allahabad University	Annexure – V	11
8.	Unique features peculiar to four Central Universities in North East & Babasaheb Bhimrao Ambedkar University, Lucknow.	Annexure – VI	12-13
9.	Illustrations to workout the percent-increase on existing intake considering 27% OBCs reservation while maintaining the existing unreserved seats.	Annexure – VI (a)	14-16
10.	Issues raised by Nagaland University	Annexure – VI (b)	17
11.	Issues raised by Civil Society Women's Organization, Shillong addressed to the Chairman, UGC	Annexure – VI (c)	18-20
12.	A copy of Detailed proposal as submitted by University of Delhi	Annexure – VII	21-28
13.	Information relating to students intake capacity & proposed increase of faculty & Non-teaching staff – Institution-wise/ Discipline-wise	Annexure – VIII	29-64

Statement indicating university-wise existing intake capacity*, increase in Intake Capacity considering OBC reservation @ 27% while maintaining the existing unreserved seats and Financial implications (recurring and non-recurring)

(Rs. in Crores)

Sl. No.	Name of the University	Existing Intake Capacity *	Increase in Intake Capacity to provide 27% reservation for OBC maintaining existing general seats	Students registered for Ph.D. programme during 2005-06	Financial Implications		Remarks
					Recurring Expenditure per annum (additional manpower + non-salary)	Non-recurring exp. for infrastructural development	
1	2	3	4	5	6	7	8
	PART A						
1.	Banaras Hindu University (including colleges)	7442	4019	1166	85.00	435.00	
2.	University of Delhi						Out of 80 odd colleges affiliated to University of Delhi, 66 colleges (excluding, nursing, Pharmacy Ayurveda, Unani, Engineering) conduct courses in Arts, Science, Commerce, Fine Arts, Home Science, Education etc. at undergraduate level. Out of these 66 colleges, 53 colleges are getting Non-Plan grants from TGC and the remaining colleges are Delhi Administration Colleges.
	University Departments	6863	3706	455	377.00	296.00	<p>Nine Delhi Administration Colleges are presently working in School Buildings. For their re-location, the approx cost will be Rs.360.00 crore (@ Rs.40 crore per college. These 9 colleges will together provide an increased enrolment of 6000 students. Funds for developing new venues for these colleges may be channeled through the Govt. of Delhi.</p> <p>Include Rs.210.00 crore for opening of two new colleges (University College of Science & Technology – Rs.150.00 crores and University College of Commerce & Social Sciences – Rs.60.00 crores)</p> <p>Includes non-recurring expenditure of Rs.80.00 crores for UCMS</p> <p>Includes expenditure for non-collegiate education for girls.</p>
	Colleges (67) - 66 Arts, Science & Commerce, Fine Arts, Edu. etc. Colleges - University College Medical Sci. - Non-Collegiate Education for Girls	41701 (Includes 4605 students intake for Non-collegiate education)	22519		(combined for University Departments and Colleges)	906.00	
3.	Hyderabad University	1042	562	124	9.00	100.00	
4.	Jamia Millia Islamia	5013	2707	289	9.76	81.00	
5.	Jawaharlal Nehru University	1698*	917	Break-up not available	43.00	265.00	* Includes 596 students enrolled for M.Phil/Ph.D., separate break-up not available.
6.	Pondicherry University	1153	623	158	8.80	68.20	
7.	Visva Bharati	2600	1403	116	6.57	74.63	
8.	Assam University	1270	686	50	4.50	34.00	
9.	Tezpur University	509	274	127	3.21	67.90	
10.	Maulana Azad National Urdu University	455	246	-	0.40	4.60	
11.	M.G. Antarrashtriya Hindi Vishwavidyalaya	200	108	3	0.33	1.35	
12.	University of Allahabad*						
	University Departments	6130	3310	405	18.79	138.50	
	Colleges	12773	6897	-	14.90	20.00	
	SUB-TOTAL (PART A)	88849	47977	2812	581.26	2492.18	

* Includes various course (excluding Ph.D.) conducted at UG, PG, M.Phil & Diploma /Certificate level.

Annexure - I

Sl. No.	Name of the University	Existing Intake Capacity	Increase in Intake Capacity to provide 27% reservation for OBC maintaining existing general seats	Students registered for Ph.D. programme	Financial Implications		Remarks
					Recurring Expenditure per annum on account of additional manpower	Non-recurring exp. for infrastructural development	
1	2	3	4	5	6	7	8
	PART B						
13.	North Eastern Hill University	1052	568	140	9.35	82.57 ✓	
14.	Nagaland University	545	296	55	6.12	29.65 ✓	
15.	Mizoram University	324	175	65	2.05	5.00 ✓	
16.	Babasaheb Bhimrao Ambedkar Univ.	270	146	36	4.80	62.50 ✓	
17.	Manipur University	971	524	225	2.82	30.21	
	SUB-TOTAL (PART B)	3162	1709	521	25.14	209.93	
	GRAND TOTAL (PART A+B)	92011	49686	3333	606.40	2702.11	

Statement indicating Financial Implications on account of additional manpower (Teaching & Non-Teaching) - Recurring Expenditure per annum
(Rs. in Crores)

Sl. No.	Name of the University	Manpower Requirement			Academic Cost Salaries/ honorarium to faculty in view of the increase in their strength	Non-Academic Proposed increase in non-academic staff, technical staff	Non-salary Expenditure	Total Recurring Expenditure p. a. (6+7+8)	Remarks
		Teaching	Non-Teaching	Total					
1	2	3	4	5	6	7	8	9	10
	PART A								
1.	Banaras Hindu University (including colleges)	916	1500	2416	25.00	20.00	40.00	85.00	
2.	University of Delhi								
	University Departments	600	800	1400	27.00	10.00	150.00	377.00	Out of 80 odd colleges affiliated to University of Delhi, 66 colleges (excluding, nursing, Pharmacy, Ayurveda, Unani, Engineering) conduct courses in Arts, Science, Commerce, Fine Arts, Home Science, Education etc. at undergraduate level. Out of these 66 colleges, 53 colleges are getting Non-Plan grants from UGC and the remaining colleges are Delhi Administration Colleges. Recurring Expenditure in respect of 13 colleges will be channeled through Govt. of Delhi. Includes recurring expenditure for University college of Medical Sciences and Non-Collegiate Education for Girls
	Colleges (67) - 66 Arts, Science & Commerce, Fine Arts, Edu. etc. Colleges - University College Medical Sci. - Non-Collegiate Education for Girls	3250	1700	4950	150.00	40.00	(combined for Univ. Department & Colleges)	(combined for Univ. Department & Colleges)	
3.	Hyderabad University	150	150	300	6.00	3.00	-	9.00	
4.	Jamia Millia Islamia	227	454	681	6.45	3.31	-	9.76	
5.	Jawaharlal Nehru University	280	658	938	12.00	8.00	23.00	43.00	
6.	Pondicherry University	62	82	144	4.00	2.00	2.80	8.80	
7.	Visva Bharati	140	-	140	2.76	included under col. 6	3.81	6.57	Information as per common format not furnished
8.	Assam University	36	19	55	3.50	0.50	0.50	4.50	
9.	Tezpur University	48	31	79	2.09	0.60	0.52	3.21	
10.	Maulana Azad National Urdu University	8	15	23	0.19	0.14	0.07	0.40	
11.	M.G. Antarrashtriya Hindi Vishwavidyalaya	6	16	22	0.12	0.21	-	0.33	
12.	University of Allahabad								
	University Departments	269	288	557	12.49	6.30		18.79	
	Colleges	216	213	429	8.64	4.26	2.00	14.90	
	SUB-TOTAL (PART A)	6208	5926	12134	260.24	98.32	222.70	581.26	

(Rs. in Crores)

Sl. No.	Name of the University	Manpower Requirement			Academic Cost Salaries/ honorarium to faculty in view of the increase in their strength	Non-Academic Proposed increase in non-academic staff, technical staff	Non-salary Recurring Expenditure	Total Recurring Expenditure p.a. (6+7+8)	Remarks
		Teaching	Non-Teaching	Total					
1	2	3	4	5	6	7	8	9	10
	PART B								
13.	North Eastern Hill University	166	80	246	5.98	1.10	2.27	9.35	
14.	Nagaland University	78	128	206	3.56	already included under Column. 6	2.56	6.12	
15.	Mizoram University	27	27	54	2.05	-	-	2.05	Information as per common format not furnished
16.	Babasaheb Bhimrao Ambedkar Univ.	83	227	310	2.40	2.40	-	4.80	
17.	Manipur University	47	88	135	1.00	0.92	0.90	2.82	Information as per common format not furnished
	SUB-TOTAL (PART B)	401	550	951	14.99	4.42	5.73	25.14	
	GRAND TOTAL (PART A+B)	6609	6476	13085	275.23	102.74	228.43	606.40	

Annexure - I (b)

Statement indicating the financial implications (Non-Recurring) for infrastructural development (Academical and Non-Academical costs)

(Rs. in Crores)

Sl. No	Name of the University	Academic Cost						Non-Academical Cost					Total NR Expenditure (9+14)	Remarks	
		Laboratories	IT Infrastructure	Library facilities	Hospitals beds	Equipments	Any other academic support appropriate to a specific discipline	Total Academic Cost	Capital cost likely in construction of additional college buildings, classrooms	Capital costs in construction of hostels	Construction / hiring of houses for faculty	Any other related cost such as contingencies, vehicles etc.			Total Non-Academical cost
1	2	3	4	5	6	7	8	9	10	11	12	13	14	15	16
	PART - A														
1	Banaras Hindu University	75.00	20.00	25.00	100.00	-	40.00	260.00	75.00	50.00	50.00*	-	175.00	435.00	Including houses for Non-Teaching Staff
2	University of Delhi														
	University Departments	70.00	10.00	20.00	-	included under column 3	-	100.00	150.00	25.00	20.00	1.00	196.00	296.00	Out of 80 odd colleges affiliated to University of Delhi, 66 colleges (excluding, nursing, Pharmacy, Ayurveda, Unani, Engineering) conduct courses in Arts, Science, Commerce, Fine Arts, Home Science, Education etc. at undergraduate level. Out of these 66 colleges, 53 colleges are getting Non-Plan grants from UGC and the remaining colleges are Delhi Administration Colleges.
	Colleges (67) - 66 Arts, Science & Commerce, Fine Arts, Edu. etc. Colleges - University College Medical Sci. - Non-Collegiate Education for Girls	130.00	22.00	23.00	-	125.00	20.00	320.00	531.00	55.00	-	-	586.00	906.00*	Nine Delhi Administration Colleges are presently working in School Buildings. For their re-location, the approx cost will be Rs.360.00 crore (@ Rs.40 crore per college. These 9 colleges will together provide an increased enrolment of 6000 students. Funds for developing new venues for these colleges may be channeled through the Govt. of Delhi. Include Rs.210.00 crore for opening of two new colleges (University College of Science & Technology - Rs.150.00 crores and University College of Commerce & Social Sciences - Rs.60.00 crores) Includes non-recurring expenditure of Rs.80.00 crores for UCMS Includes expenditure for non-collegiate education for girls.
3	Hyderabad University	-	-	-	-	40.00	20.00	60.00	40.00	included under column 10	included under column 10	-	40.00	100.00	
4	Jamia Millia Islamia	10.00	2.00	5.00	4.00	5.00	4.00	30.00	30.00	10.00	10.00	1.00	51.00	81.00	
5	Jawaharlal Nehru University.	25.00	10.00	20.00	-	25.00	-	80.00	50.00	60.00	30.00	45.00 (Infr. Dev)	185.00	265.00	
6	Pondicherry University	5.50	4.70	4.50	3.00	11.00	10.00	38.70	10.00	19.50	included under col. 11	-	29.50	68.20	
7	Visva Bharati	Included under Col.8	Included under Col.8	Included under Col.8	-	7.48	43.90	51.38	23.25	Included under Col.10	Included under Col.10	-	23.25	74.63	
8	Assam University	15.00	Included under Column 4	Included under Column 4	Included under Column 4	Included under Column 4	Included under Column 4	15.00	4.00	7.00	8.00	-	19.00	34.00	
9	Tezpur University	4.20	0.60	2.85	1.50	3.00	0.50	12.65	8.10	38.10	9.05	-	55.25	67.90	
10	Maulana Azad National Urdu Univ.	1.00	Included under Column 4	Included under Column 4	Included under Column 4	Included under Column 4	Included under Column 4	1.00	3.60	-	-	-	3.60	4.60	
11	M.G. Antarrashtriya Hindi Vishwavidyalaya	0.25	-	Included under Column 3	-	-	-	0.25	0.50	0.25	0.20	0.15	1.10	1.35	

Statement indicating the financial implications (Non-Recurring) for infrastructural development (Academical and Non-Academical costs)

Sl. No	Name of the University	Academic Cost							Non-Academical Cost					(Rs. in Crores)	
		Laboratories	IT Infrastructure	Library facilities	Hospitals beds	Equipments	Any other academic support appropriate to a specific discipline	Total Academic Cost	Capital cost likely in construction of additional college buildings, classrooms	Capital costs in construction of hostels	Construction / hiring of houses for faculty	Any other related cost such as contingencies, vehicles etc.	Total Non-Academic cost	Total NR Expenditure (9+14)	Remarks
1	2	3	4	5	6	7	8	9	10	11	12	13	14	15	16
12	University of Allahabad														
	University Departments	5.00	6.50	5.00	10.00	25.00	-	51.50	25.00	30.00	30.00	2.00	87.00	138.50	
	Colleges	10.00	3.00	3.00	-	4.00	-	20.00						20.00	
	PART - B														
13	North Eastern Hill University	5.00	4.00	4.00	-	10.00	-	23.00	15.00	15.00	29.57*	-	59.57	82.57	* including Rs.4.71 Crores for NTS Quarters
14	Nagaland University	5.00	-	included under column 4	-	-	-	5.00	21.44	-	-	3.21	24.65	29.65	
15	Mizoram University	1.00	-	1.00	-	-	-	2.00	2.00	1.00	-	-	3.00	5.00	
16	Babasaheb Bhimrao Ambedkar Univ.	2.00	2.00	5.00	1.50	3.00	1.50	15.00	16.00	23.00	2.00 5.00 (Sports Complex)	1.50 p.a.	47.50	62.50	
17	Manipur University	3.78	Including Col. 4	-	-	-	-	3.78	5.20	6.20	10.00	5.03	26.43	30.21	
	Total	367.73	84.80	118.35	120.00	258.48	139.90	1089.26	1010.09	340.05	203.82	58.89	1611.85	2702.11	

**STATEMENT SHOWING CENTRAL UNIVERSITIES IN THE COUNTRY WITH
THE YEAR OF ESTABLISHMENT**

Sl. No	Name of the University	Year of Establishment	Place
1	Banaras Hindu University	1916	Varanasi, U.P.
2	Aligarh Muslim University	1920	Aligarh, U.P.
3	Delhi University	1922	Delhi
4	Visva Bharati	1951	Shantinikatan, (West Bengal)
5	Jawaharlal Nehru University	1969	Delhi
6	North Eastern Hill University	1973	Shillong (Meghalaya)
7	Hyderabad University	1974	Hyderabad (A.P.)
8	Indira Gandhi National Open University	1985	Delhi
9	Pondicherry University	1985	Pondicherry
10	Jamia Millia Islamia	1988	Delhi
11	Assam University	1994	Silchar (Assam)
12	Nagaland University	1994	Kohima (Nagaland)
13	Tezpur University	1994	Tezpur (Assam)
14	Babasaheb Bhim Rao Ambedkar University	1996	Lucknow (U.P)
15.	Mahatma Gandhi Antarrashtriya Hindi Vishwavidyalaya	1997	Vardha, Maharashtra
16.	Maulana Azad National Urdu Univ.	1997	Hyderabad, A.P.
17	Central Agricultural University	1993	Imphal, Manipur
18	Mizoram University	2002	Aizawal, Mizoram
19	Allahabad University	2005	Allahabad, U.P.
20	Manipur University	2005	Imphal

Note: The two Central Universities namely IGNOU and Central Agricultural University, Imphal are getting grants directly from Govt. of India

S. No	COLLEGE	
33	Mata Sundri College for Women	Arts, Commerce, Education
34	Miranda House	Arts & Science
35	Motilal Nehru College	Arts, Science, Commerce
36	P.G.D.A.V. College	Arts & Commerce
37	Rajdhani College	Arts, Science, Commerce
38	Ram Lal Anand College	Arts, Science, Commerce
39	Ramjas College	Arts, Science, Commerce
40	S.G.G.S. College of Commerce	Arts & Commerce
41	S.G.T.B. Khalsa College	Arts, Science, Commerce
42	Sri Guru Nanak Dev Khalsa College	Arts & Commerce
43	Satyawati Co-Educational College	Arts & Commerce
44	Shaheed Bhagat Singh College	Arts & Commerce
45	Shaheed Raj Guru College of Appld. Sc.	Science
46	Shaheed Sukhdev College of Buss. Stud.	Business Studies
47	Shivaji College	Arts, Science, Commerce
48	Shri Ram College of Commerce	Arts & Commerce
49	Shyam Lal College	Arts, Science, Commerce
50	Shyama Prasad Mukherji Collge	Arts, Commerce & Edn.
51	Sri Aurobindo College	Arts, Science, Commerce
52	Sri Venkateswara College	Arts, Science, Commerce
53	St. Stephen's College	Arts & Science
54	Swami Shraddhanand College	Arts, Science, Commerce
55	Vivekananda College	Arts & Commerce
56	Zakir Husain College	Arts, Science, Commerce
	Evening College	
57	Deshbandhu College (Eve.)	
58	Dyal Singh (Evening) College	Arts & Commerce
59	Motilal Nehru College (Evening)	Arts & Commerce
60	P.G.D.A.V. College (Eve.)	Arts & Commerce
61	Ram Lal Anand College (Evening)	Arts & Commerce
62	Satyawati Co-Educational College (Eve.)	Arts & Commerce
63	Shaheed Bhagat Singh College (Eve.)	Arts & Commerce
64	Shyam Lal College (Eve.)	Arts & Commerce
65	Sri Aurobindo College (Eve.)	Arts & Commerce
66	Zakir Husain College (Evening)	Arts & Commerce
67	University College of Medical Sciences	Medical

LIST OF COLLEGES AFFILIATED TO UNIVERSITY OF DELHI : 2005-2006

S. No	COLLEGE	Type of Courses
1	Acharya Narendra Dev College	Science & Commerce
2	Aditi Mahavidyalaya	Arts, Education
3	Atma Ram Sanatan Dharma College	Arts, Science & Commerce
4	Bhagini Nivedita College	Arts & Commerce
5	Bharati College	Arts & Commerce
6	Bhaskaracharya College of App. Sciences	Science & Commerce
7	Bhim Rao Ambedkar College	Arts & Commerce
8	College of Art	Arts, Fine Arts
9	College of Vocational Studies	Commerce/Vocational
10	Daulat Ram College	Arts, Science & Commerce
11	Deen Dayal Upadhyaya College	Arts, Science & Commerce
12	Delhi College of Arts & Commerce	Arts & Commerce
13	Deshbandhu College	Arts, Science & Commerce
14	Dyal Singh College	Arts, Science & Commerce
15	Gargi College	Arts, Science & Commerce
16	Hans Raj College	Arts, Science & Commerce
17	Hindu College	Arts, Science & Commerce
18	I.G.Inst.of Physical Edu. & Sports Sci.	Physical Edn. / Sports Sc.
19	Indraprastha College for Women	Arts & Commerce
20	Institute of Home Economics	Home Science, Education
21	Janki Devi Memorial College	Arts & Commerce
22	Jesus & Mary College	Arts., Commerce, Education
23	Kalindi College	Arts, Science & Commerce
24	Kamala Nehru College	Arts & Commerce
25	Keshav Mahavidyalaya	Arts, Science & Commerce
26	Kirori Mal College	Arts, Science & Commerce
27	Lady Irwin College	Home Science
28	Lady Shri Ram College for Women	Arts, Commerce, Education
29	Lakshmibai College	Arts & Commerce
30	M.V. College of Education	Education
31	Maharaja Agrasen College	Arts, Commerce, Science
32	Maitreyi College	Arts, Commerce, Science

LIST OF COLLEGES AFFILIATED TO BANARAS HINDU UNIVERSITY

1. Arya Mahila Degree College
2. Vasanta Kanya Mahavidyalaya
3. D.A.V. Degree College
4. Vasanta College for Women

LIST OF CONSTITUENT COLLEGE OF ALLAHABAD UNIVERSITY

1. Allahabad Degree College
2. K.P. Training College
3. S.S. Khanna Girls' Degree College
4. Dr. S.P.M. Govt. Degree College
5. Rajrishi Tandon Mahila Mahavidyalaya
6. Ishwar Saran Degree College
7. Jagat Taran Girls Degree College
8. Ewing Christian College
9. Hamidia Girls Degree College
10. Arya Kanya Degree College
11. C.M.P. Degree College

Annexure – VI

Existing reservation policy in a number of Central Universities in North Eastern Region and Babasaheb Bhimrao Ambedkar University: Calculations relating to the increase in number of seats to implement 27% OBCs reservation..

The existing system of reservation in these Universities is spelt out as under: -

Sl. No.	Name of the University	Reservation for SC/ST	Reservation for PH/ other category if any	Approx % increased * intake after providing 27% OBC reservation	Remarks
1	2	3	4	5	6
1	Nagaland University	50	3	135%	
2	Mizoram University	50	3	135%	
3	North Eastern Hill Univ.	50	3	135%	
4	Manipur University (SC 2%, ST 31%)	33	3	73%	
5	Babasaheb Bhimrao Ambedkar University	50	3	135%	

* Illustrations are enclosed at **Annexure-VI (a)**

In view of the existing provision of reservation for SC/ST in Central Universities in North East, being predominantly populated by tribals, and Babasaheb Bhimrao Ambedkar University, Lucknow, the percentage increase in intake works out to the tune of 135% and in case of Manipur University, this works out to 73%. It is summarised that taking into account 22.5% reservation for SC/ST, the increase in intake to provide 27% OBCs reservation, the percentage increase on existing intake will be 54%. Wherever the existing reservation for SC/ST increases beyond 22.5%, the percentage increase in intake capacity while maintaining the existing unreserved seats will increase accordingly.

The Nagaland University has raised for consideration certain issues which in the University's view may merit consideration while working on 27% reservation and the same are enclosed at Annexure VI (b).

2. A Communication received from Civil Society Women's Organization, Shillong addressed to the Chairman, UGC is enclosed at Annexure – VI(c)

The organization has drawn attention towards the objectives for which NEHU was established which states as follows: -

“The objectives of the University is to disseminate the advance knowledge by providing instructional and research facilities in such branches of learning as it may deem fit; to pay special attention to the improvement of the social and economic conditions and welfare of the people of the hill areas of the North-Eastern region and in particular, their intellectual, academic and cultural advancement”.

Therefore, on the basis of the objectives of the North Eastern Hill University (NEHU) it is obvious that NEHU is meant strictly for the Hill people of the region i.e. the Scheduled Tribes for the three States viz. Meghalaya, Nagaland and Mizoram. Nowhere was it

mentioned in the objectives, reservation for the Scheduled Castes and Other Backward Classes or for the advanced dominant section of the Society.

The organization has also mentioned other concerns like the population of OBC category in these states, which is non-existent, adding that the sensitivity of issue may lead to communal tension in the area.

In the above context, the society urges the President of India / Chairman of the Scheduled Tribe Commission / MP's of the States of Meghalaya, Nagaland and Mizoram/ Chairman, UGC, MHRD Minister etc. to examine the case carefully so that the ST in North East in general and NEHU in particular may not be marginalized by the Government of India norms/ Models for recruiting students for admission in NEHU. The 27% reservation for OBC should not be pushed down the throats of the Scheduled Tribes in the North-Eastern Region; rather, we demand that the 27% for OBC should automatically be allotted to the Scheduled Tribes.

Issues arising from the different reservation systems followed in certain Central Universities particularly in North Eastern Region :

- i. What should be the % increase in intake capacity in view of reservation system being followed in four Universities in North Eastern Region and Babasaheb Bhimrao Ambedkar University?

Should it be taken as 135% increase as explained in **Annexure – VI (a)**

- ii. Can the reservation be extended beyond 50% including OBCs?

Method to workout the proposed intake considering 27 % OBC reservation and maintaining the existing no. of unreserved seats

	Total No. of seats in a course (say)	=	100
2	Reservation SC/ST	=	22.5%
3	PH/other category, if any	=	NIL
4	Seats unreserved category	=	77.5% seats
5	Proposed OBC reservation (27%)	=	27
6	Unreserved seats after OBC reservation	=	50.5

Method to retain the existing unreserved seats i.e. 77.5 (say)

	50.5 General seats after 27% OBC reservation as on today then filled seats =		100
1	-do-	=	100/50.5
78	-do-	=	100/50.5X78 = 154
	Increase in number of seats	=	54

Delhi University has proposed 57% increase in intake to implement OBC reservation

Unreserved seat after OBC reservation (50.5-3) = 47.5

Method to retain the existing unreserved seats i.e. 74.5 (say)

	47.5 General seats after 27% OBC reservation as on today then filled seats =		100
1	-do-	=	100/47.5
74.5	-do-	=	100/47.5X74.5= 157
	Increase in number of seats	=	57

Method to workout the proposed intake considering 27 % OBC reservation and maintaining the existing no. of unreserved seats

Name of the University : Nagaland, Mizoram and Babasaheb Bhimrao Ambedkar University and NEHU, Shillong

	Total No. of seats in a course (say)	=	100
2	Reservation SC/ST	=	50%
3	PH/other category, if any	=	3%
4	Unreserved category Seats	=	47%
5	Proposed OBC reservation (27%)	=	27%
6	Unreserved seats after OBC reservation	=	20%

Method to retain the existing unreserved seats i.e. 47 (say)

20	General seats after 27% OBC reservation as on today then total seats	=	100
1	-do-	=	100/20
47	-do-	=	100/20X47 = 235
	Increase in number of seats	=	135

Method to workout the proposed intake considering 27 % OBC reservation and maintaining the existing no. of unreserved seats

Name of the University : Manipur University

	Total No. of seats in a course (say)	=	100
2	Reservation SC (2%)+ST(31%)	=	33%
3	PH/other category, if any	=	3%
4	Unreserved category Seats	=	64
5	Proposed OBC reservation (27%)	=	27%
6	Unreserved seats after OBC reservation	=	37%

Method to retain the existing unreserved seats i.e. 37 (say)

37	General seats after 27% OBC reservation as on today then total seats	=	100
1	-do-	=	100/37
64	-do-	=	$100/37 \times 64 = 172.97$ Say approx. = 173
	Increase in number of seats	=	73%

1. Views of Nagaland University

The University authorities have raised for consideration the following issues which in the University's view may merit consideration while working on 27% reservation for OBCs.

- I. Nagaland is predominantly a state populated by tribals. The relevant Act of the Parliament states that there shall be a Legislative Assembly with 60 members representing the tribes. Only recently the Assembly has made one of the 60 seats open, the remaining 59 seats are still reserved for the tribes of Nagaland.
- II. It may not be possible to get 27% of students from the OBCs in Nagaland.
- III. In the event of increasing the students intake by enhancing reservations, such seats are likely to be filled in by students other than OBCs **as we may not get OBC candidates**. Therefore, once reservation is given, the number of students intake is bound to increase irrespective of whether we get OBC students or not.
- IV. According to the existing policy, 15% of the sanctioned posts of Lecturer are reserved for SC. Almost all these positions are lying unoccupied. Due to the stringent reservation policy, the University can not fill in these positions with ST or candidates of other categories.
- V. In view of III and IV above we may be faced with a situation where the envisaged increase in the intake of students would put additional burden on the existing staff in the teaching Departments.
- VI. Because of geographical remoteness coupled with the fact that any non-Naga entering Nagaland requires the Inner Line Permit (ILP), any increase in the student intake would have direct impact on the quality of education unless we are allowed to fill in the SC reserved teaching positions with the available ST candidates who fulfill the UGC prescribed norms.
- VII. Nevertheless, it is desirable that Nagaland University should also have both National and Universal character in discharging its assigned responsibilities.

In view of the above, the Oversight Committee may consider the possibility of Nagaland University filling in the teaching posts reserved for SC with suitable candidates from ST or other categories while enforcing the 27% reservation policy for OBC.

C. M. Sectt.	
Dy. No...	2774
Date...	27/6/06

Dy-15/0/06(LM)

29/6/06

CIVIL SOCIETY WOMEN'S ORGANIZATION

Headquarter: Laban, Shillong-793004.

Ph: 2504798

(M): 9862014387

Ref. No:- CSWO/A109/06Date: - 26/6/2006DIARY NO. 1590AS
Date 28/6/06

To,
The Chairman,
University Grants Commission, UGC,
Bahadur Shah Zafar Marg,
New Delhi-110002.

Subject: Issue on reservation of 27% for OBC.

Sir,

This is to apprise you that in 1972, the Shillong students' Union (SSU) took up the issue of demanding a Central University in Shillong, Meghalaya. Leaders, like Mr. Eugene Thomas, Mr. T. Pakyntein, J. Offlyn, (Late) H. Sawian and others went to Delhi to meet (Late) Prof. Nurul Hassan, Union Minister of Education and submitted a memorandum demanding a Central University in Shillong, and the discussion was fruitful. The SSU Leadership also submitted a memorandum to (L) Prof. G.G. Swell, MP who also raised the issue of a Central University for Shillong, in Parliament and in no time the Central University Bill was tabled in Parliament and the same was passed on 19th July 1973. Many forms of agitations were withdrawn after accomplishing the demand and hence:-

"The objectives of the University was to disseminate and advance knowledge by providing instructional and research facilities in such branches of learning as it may deem fit; to pay special attention to the improvement of the social and economic conditions and welfare of the people of the hill areas of the North-Eastern region and in particular, their intellectual, academic and cultural advancement".

be pushed down the throats of the Scheduled Tribes in the North-Eastern Region; rather, we demand that the 27% for OBC should automatically be allotted to the Scheduled Tribes. The issue is highly sensitive and may unnecessarily lead to communal tension if not handled carefully, therefore, it needs to be resolved wisely, once and for all.

The CSWO will stand firmly to oppose any group of Politicians who aim to destroy the Temple of Learning (University) for their selfish political gains since the election is round the corner in UP and Bihar.

**Irene P. Hujon,
President,
CSWO.**

Therefore, on the basis of the objectives of the North Eastern Hill University (NEHU) it is obvious that NEHU is meant strictly for the Hill people of the region i.e. the Scheduled Tribes of the three states viz. Meghalaya, Nagaland and Mizoram. Nowhere was it mentioned in the objectives, reservation for the Scheduled Castes and Other Backward Classes or for the advanced dominant section of the society. In this regard, NEHU adopted its own reservation policy to protect and promote our ST's interests, identity and to cater to the development of their intellectual, academic and cultural advancement in all spheres of life activities. Moreover, NEHU was established on regional consideration with an aim to promote the Scheduled Tribes of the 3 states in the North Eastern region. Again, in Meghalaya, Nagaland and Mizoram or for that matter even Arunachal Pradesh, the caste system is non-existent and hence, the question of Scheduled Caste does not arise in these states. On the question of OBC, I may refer to the Central Government List for OBC; vide Gazette of India, Published by Authority, No 186, New Delhi, Monday Sept, 13, 1998/ Bhadra 22, 1915. Here OBC for Meghalaya, Nagaland and Mizoram was not listed which virtually indicates that there is no OBC category in these States. Again, on 17th March 2006, the Government of Meghalaya replied to a query in the Assembly Session, that the Government has not published any list of OBC of its own so far (Shillong Times Dated 18th March 2006).

The ST category basically belonged to the North Eastern Region under the 6th Schedule of the Constitution of India, of course, some Adivasi Tribes are accorded ST Status but do not enjoy the 6th Schedule Status as the tribes in the North East.

The SC and OBC categories can be abundantly found in almost all the 5th Schedule States areas and as per the Constitution are inhabited in mainland India. They are found in Andhra Pradesh, Kolkata, Bihar, U.P., Chattisgarh, Madhya Pradesh, Karnataka, Maharashtra, Gujarat, Rajasthan, etc. The question of giving importance to SC and OBC in NEHU is therefore obsolete and not relevant, any wishful thinking to implement the same ought to be done away with.

Therefore, in this context, the Civil Society Women's Organization, (CSWO), urges the President of India/ Chairman of the Scheduled Tribe Commission/ MP's of the States of Meghalaya, Nagaland and Mizoram/ Chairman University Grants Commission/ Human Resource Development Minister, etc to examine the case carefully so that the ST in North East in general and NEHU in particular will not be marginalized by the Government of India norms/ Models for recruiting students for admission in NEHU. The 27% reservation for OBC should not



UNIVERSITY OF DELHI
दिल्ली विश्वविद्यालय

Professor Deepak Pental
Vice-Chancellor

VC/PU/OBC/06/753
Dated 28 July 2006


Dr. Tilak R.Kem
Secretary
University Grants Commission
Bahadur Shah Zafar Marg
New Delhi 110 002

Dear Dr. Kem

As discussed in the meeting of the Group on Central Universities held yesterday, we are sending you the revised estimates of resource requirements to accommodate OBC reservations. In this connection, we would like to reiterate that the University of Delhi with its 66 constituent colleges and 56 postgraduate departments has an annual intake capacity of 48,491 students while all the other Central Universities put together have a collective intake capacity of 45,497 students. Indeed many of the 66 colleges of the University have individual intake capacity that is greater than the intake capacity of many of the Central Universities. Even for post graduate education, Delhi University admits more than 10,000 students every year which is much larger than is the case of any of the other Central Universities. Moreover, the above figures for Delhi University only include students in the formal stream. If the students in the non-formal stream are included, then Delhi University every year admits more than 137,000 students. This is more than three times the number of students admitted by all other Central Universities put together. The resource requirements of the University of Delhi must be looked at keeping the above mentioned facts in mind.

With best wishes

Yours sincerely,


(Deepak Pental)

RESOURCE REQUIREMENT FOR INCREASING NUMBER OF SEATS AT UNIVERSITY OF DELHI SUBMITTED TO UGC/MHRD/GOI

1. Currently the University of Delhi has around 366,000 students on its rolls.
2. University admits around 40,000 students in undergraduate courses in the formal stream in 68 colleges (excluding medical other than the University College of Medical Sciences, nursing, pharmacy, ayurvedic & unani and engineering colleges). In 2005-06, 104,000 undergraduate students were on rolls. With 57% increase the number will go upto 163,280.
3. At the postgraduate level the University had 17,282 students in 2005-06 (excluding in the above mentioned disciplines). In two years time this will have to be increased to 27,132.
4. The University's Campus of Open Learning enrolled 178,400 students in 2005-06 (176,200 undergraduate students and 2,200 postgraduate students). There is no cap on the number of students who can study at the Campus of Open Learning. The External Candidate Cell had 39,300 students in 2005-06. There is no cap on student numbers in this program as well. The Non-Collegiate Women's Educational Board enrolled 14,100 students in 2005-06 (13,700 undergraduate students and 400 postgraduate students). An increase of 57% will raise this figure to 22,137.
5. In December, 2005 the University submitted to UGC/MHRD a request for a one-time grant of Rs. 162.50 crore to raise the standards of teaching and mentoring both at the undergraduate and postgraduate level. In 2005-06 the University received an additional grant of Rs. 40 crore - around one fourth of the requested money. Rs. 20 crore is earmarked for computational facilities and laboratories in colleges and Rs. 20 crore for equipment and completion of some of the building work.
6. Before the plan for increasing seats is discussed, some of the trends need to be highlighted
 - a. The University in the past four years has revised all the major undergraduate Honours Courses, upgraded the B.Com (P) and B.A. (P) courses to regular B.Com and B.A. courses. A large number of courses at the postgraduate level have also been revised and by 2007 most of the revision will be completed. The new course work requires substantial computational facilities and laboratory upgradation.
 - b. The University has introduced many academic reforms which include internal assessment, tutorials and contact hours.
 - c. The University admits some of the most meritorious school-leaving students as is evident from the cut-off for subjects like Commerce, Economics, English etc. Interest in Science is diminishing and is a major cause of worry.
 - d. With the economy growing at a faster pace, there are new challenges and opportunities in education. However, realization of these opportunities will require infusion of resources and quality faculty.
7. Given that the University is trying to further improve the levels of teaching and mentoring, the additional requirement of 57% seats seems like a colossal task if quality and standards have to be maintained.

Planning for the increase will require an involved, in-depth analysis. Nevertheless some projections are being made.

8. Increase in seats will require additional teachers, classrooms, expansion of library facilities, laboratories and IT infrastructure. In brief, this would necessitate a major one-time expenditure on infrastructure as well as significant increase in recurring expenditure. Beside the enhanced need for resources, infrastructure development will be a time-consuming process which cannot be accomplished in the short term. Therefore, implementation of such massive expansion can be achieved only with sizeable resources over a reasonable span of time.
9. The University of Delhi allows students to earn degrees in B.Com and B.A. through correspondence courses. Worldwide distance learning is receiving tremendous importance. In India very few e-learning courses are being offered. Distance learning coupled with contact programmes would be a major way of spreading higher education. In 2005-2006, 231,800 students were enrolled in non-formal mode with the University. There is no cap on these seats. Thus the University is offering degrees in Arts and Commerce to all those who are desirous of pursuing the same. Hence affirmative action is already in place at the University.
10. To cope with the 57% increase in students numbers while maintaining quality, we propose a multi-pronged approach
 - a. Colleges should not be forced to increase seats by 57% - in some cases no space for additional infrastructure is available. For science colleges which work till 4 p.m., introduction of evening shift will not be possible. Besides, our experience with evening colleges has not been very encouraging.
 - b. In all other Colleges seats could be increased only if additional infrastructure such as classrooms and laboratories is created. Additional teachers will have to be recruited. Creation of necessary Infrastructure will require 2-3 years after release of funds. Teachers appointment will have to be staggered as recruitment in one go may compromise standards.
11. The solution lies in increasing the overall strength through:
 - Starting new colleges
 - Allowing existing colleges to increase seats to the extent possible
 - Strengthening the distance learning mode by development of e-learning platforms and increasing contact hours over a period of time so as to bring open learning at par with regular teaching

The University therefore proposes the following plan which should be implemented over the XI Plan period so as to increase the numbers while maintaining quality and standards.

Plan of Action

12. Opening of new Colleges
 - a. *University College of Science and Technology*: At present there is a great need in the country for linking education in the streams of Science and Technology. Meritorious students studying for B.Sc. degrees should be allowed to move to B.Tech. stream thereafter. This would help to attract the brightest of our students into the science stream and facilitate the bridging of the gap between science and technology. This new University College of Science and Technology will have 1,500 students in B.Sc. and 500 B. Tech. students. We estimate that it will cost Rs.150 crore to construct and equip this new college. This does not include the cost of faculty and recurring costs. Land is available with the University.

- b. *University College of Commerce and Social Science*: This College will enroll 2,500 students of Commerce and Social Sciences. The College will have courses in media studies and journalism also. The estimated cost of this project is Rs. 60 crore. Land is available.

13. New premises for 9 Colleges

Nine of the University colleges are presently housed in school buildings. These colleges are fully or partially supported by the Government of National Capital Territory of Delhi. They should be relocated to new venues. Funds for developing the new venues may be channeled through the Government of Delhi. The estimated cost is Rs. 40 crore per College. Total cost will be Rs.360 crore. The nine Colleges will together provide an increased enrollment of 6000 students.

14. New Contact Centres for the Campus of Open Learning

The school buildings that will be vacated by the nine Colleges will be converted into Contact Centres for the Campus of Open Learning. These Centres will be equipped with e-learning facilities and shall enable significant level of contact hours between the faculty of the Campus of Open Learning and enrolled students. The estimated cost of this conversion is around 5 crore each.

15. Support for colleges recently shifted to new premises

Three Colleges supported by the Delhi Government are in the process of shifting into new buildings and hence are in a position to increase the student intake from 2007. These colleges can add around 4,500 students to the total number admitted in the University. Around Rs.2 crore will be required for each of the three colleges for this purpose.

16. Creation of more seats in Colleges

In Colleges that have space available, additional infrastructure (such as lecture rooms, laboratories, tutorial rooms etc.) can be created. A proper survey by architects would be needed to estimate how much could be built without compromising the building laws. The number of additional students that can be admitted in each of these colleges will become clear after the survey. As a rough estimate, 20,000 additional students may be absorbed in these Colleges after suitable infrastructure has been created. The working hours of the colleges will have to be increased. Additional faculty would have to be hired. A minimum of Rs.200 crore will be required for creating additional infrastructure.

17. Upgradation of the Campus of Open Learning (COL)

The above described measures would accommodate an additional 35,000 undergraduate students in the Colleges. Since we need to absorb 59,000 additional students, the remaining 24,000 students would be offered places at the Campus of Open Learning. COL would be upgraded and modernized with the creation of suitable e-learning platforms. Faculty strength would have to be increased to produce new course materials and to interact with students. At least Rs.80 crore will be needed to enhance the capacity of COL to meet the new challenge.

18. Postgraduate Education

The 57% increase will result in raising the postgraduate student population from 17,282 to 27,132. The infrastructure in the University's postgraduate departments will have to be significantly expanded at an estimated cost of Rs.250 crore. Currently University science departments are facing severe resource constraints and the University has already requested resources for improving postgraduate courses.

19. Recurring Expenditure

- a. The annual expenditure of Colleges will go up by about 65% to cope with the 57% increase in students. This implies that at least an additional Rs.350 crore will be required to meet the recurring needs of the University's existing and proposed new Colleges.
- b. In 2004-2005 the annual expenditure of the University in the Postgraduate departments, Research centres and Central facilities was Rs.163 crore. After taking inflation into account, 65% increase in the Universities annual expenditure implies that an additional Rs.128 crore will be required.
- c. Campus of Open Learning (COL): The estimate for the additional recurring expenditure of COL is 16 crore. This would be needed to meet the additional staff costs and other additional recurring costs.

SUMMARY OF ESTIMATED ADDITIONAL EXPENDITURE REQUIRED TO SUPPORT 57% INCREASE IN STUDENT POPULATION:

ADDITIONAL NON-RECURRING EXPENDITURE FOR UNIVERSITY DEPARTMENTS

Budget Heads	Rs. (in crore)
Infrastructure and equipment requirements for Postgraduate education & research	250.00
Five hostels for Postgraduate students (at 5 crore per hostel)	25.00
Construction of houses for faculty	20.00
Contingencies	1.00
Total	296.00

ADDITIONAL NON-RECURRING EXPENDITURE FOR COLLEGES:

Budget Heads	Rs. (in crore)
Opening of two new University colleges	210.00
New premises for 9 Colleges (@ 40 crore per college)	360.00
Equipments and facilities for Colleges recently shifted to new premises	6.00
Infrastructural requirement for creation of additional seats in colleges	200.00
University College of Medical Sciences	80.00
Construction of 10 student hostels (@ 5 crore per hostel)	50.00
Total	906.00

ADDITIONAL RECURRING EXPENDITURE (per annum)* FOR UNIVERSITY DEPARTMENTS

Budget Head	Rs. (in crore)
Postgraduate education in University Departments	128.00

ADDITIONAL RECURRING EXPENDITURE (per annum)* FOR COLLEGES

Budget Head	Rs. (in crore)
Undergraduate education in colleges (including University College of Medical Sciences)	360.00
Non-collegiate women's educational board	1.50
Total	361.50

*Current expenditure is

Undergraduate education in colleges (approximate) : Rs. 486 crore
 Postgraduate education in university (approximate) : Rs. 179 crore

CAMPUS OF OPEN LEARNING**ADDITIONAL NON-RECURRING EXPENDITURE**

Budget Head	Rs. (in crores)
Upgradation of Campus of Open Learning	80.00
New contact teaching centers for Campus of Open Learning	45.00
Total	125.00

ADDITIONAL RECURRING EXPENDITURE

Budget Head	Rs. (in crores)
Total Additional Recurring Expenditure	16.00

- At the meeting of the Group on Central Universities held on 27 July, 2006, a new format for presentation of financial information was circulated. The financial requirements are presented below in this new format.

ADDITIONAL NON-RECURRING EXPENDITURE (EXCLUDING CAMPUS OF OPEN LEARNING)**UNIVERSITY DEPARTMENTS**

I Academic Costs		
S. No.		Rs. (in cores)
(i)	Laboratories	70.00
(ii)	IT Infrastructure	10.00
(iii)	Library Facilities	20.00
(iv)	Equipment	Included under column. (ii)
Total Academic Cost		100.00
II. Non Academic Costs		
S. No.		Rs. (in cores)
(i)	Capital cost of constructing colleges, buildings, classrooms	150.00
(ii)	Capital cost of constructing hostels	25.00
(iii)	Construction of houses for faculty	20.00
(iv)	Contingencies	1.00
Total Non- Academic Costs		196.00
Total (I + II)		296.00

COLLEGES

I Academic Costs		
S. No.		Rs. (in cores)
(i)	Laboratories	130.00
(ii)	IT Infrastructure	22.00
(iii)	Library Facilities	23.00
(iv)	Equipment	125.00
(v)	Any other academic support	20.00
Total Academic Cost		320.00
II. Non Academic Costs		
S. No.		Rs. (in cores)
(i)	Capital cost of constructing colleges, buildings , classrooms	531.00
(ii)	Capital cost of constructing hostels (including UCMS)	55.00
Total Non- Academic Costs		586.00
Total (I + II)		906.00

ADDITIONAL RECURRING EXPENDITURE (EXCLUDING CAMPUS OF OPEN LEARNING)

	Rs. (in cores)
UNIVERSITY DEPARTMENTS	128.00

	Rs. (in cores)
COLLEGES	361.50

CAMPUS OF OPEN LEARNING

ADDITIONAL NON-RECURRING EXPENDITURE

	Rs. (in cores)
Upgradation of Campus of Open Learning	80.00
New contact teaching centers for Campus of Open Learning	45.00
Total Additional Non-recurring expenditure	125.00

Additional Recurring Expenditure

	Rs. (in cores)
Additional Recurring Expenditure	16.00

**INFORMATION RELATING TO
STUDENTS INTAKE CAPACITY
& PROPOSED
INCREASE OF FACULTY
&
NON-TEACHING STAFF
INSTITUTION-WISE/
DISCIPLINE WISE**

Information relating to Students Intake Capacity and proposed increase of Faculty and Non-Teaching Staff

Name of the University : Banaras Hindu University

Sl. No	Faculty/Department	Intake capacity 2005-2006			Proposed Increase of Faculty	Proposed increase of Non-teaching staff	Total time required for recruitment of Faculty
		Current Intake	Increase intake (54%)	Total proposed Increase intake			
1	2	3	4	5	6	7	8
	FACULTY OF ARTS						
	Under Graduate						
1.	BA 3 Years	400	216	616			
2.	BPEd 1 Year	100	54	154			
3.	MMV	150	81	231			
4.	DAV	160	86	246			
5.	AMDC	200	108	308			
6.	VCW	215	116	331			
7.	VKM	150	81	231			
	Post Graduate						
8.	Arabic	11	6	17	916	1500	3 Years
9.	Chinese	11	6	17			
10.	English	50	27	77			
11.	French	11	6	17			
12.	German	11	6	17			
13.	Nepali	28	15	43			
14.	Persian	11	6	17			
15.	Russian	11	6	17			
16.	Bengali	50	27	77			
17.	Hindi	100	54	154			
18.	Kannada	22	12	34			
19.	Marathi	22	12	34			
20.	Telugu	22	12	34			
21.	Urdu	33	18	51			
22.	Pali	11	6	17			
23.	Sanskrit	50	27	77			
24.	Linguistics	28	15	43			
25.	AIHC & Arch	50	27	77			
26.	History of Art	28	15	43			
27.	IPR	50	27	77			
28.	Philosophy	50	27	77			
	Professional courses						
29.	M.A. in M. C.	25	14	39			
30.	M.Lib.I.Sc.	25	14	39			
31.	M.P.Ed.	20	11	31			
32.	M.A. Museology	6	3	9			
33.	M.A. Journalism	15	8	23			
	FACULTY OF SOCIAL SCIENCE						
	Under Graduate						
34.	BA 3 Years	300	162	462			
35.	MMV	100	54	154			
36.	DAV	170	92	262			
37.	AMDC	200	108	308			
38.	VCW	110	59	169			
39.	VKM	130	70	200			
	Post Graduate						
40.	Economics	50	27	77			

Sl. No	Faculty/Department	Intake capacity 2005-2006			Proposed Increase of Faculty	Proposed increase of Non-teaching staff	Total time required for recruitment of Faculty
		Current Intake	Increase intake (54%)	Total proposed Increase intake			
41.	History	50	27	77			
42.	Political Sc.	50	27	77			
43.	Sociology	50	27	77			
	FACULTY OF SCIENCE						
	Under Graduate						
44.	BSc3 Yrs (Maths)	300	162	462			
45.	MMV -do-	50	27	77			
46.	BSc3 Yrs (Bio)	200	108	308			
47.	MMV -do-	100	54	154			
	Post Graduate						
48.	M.Sc. (Physics)	50	27	77			
49.	Chamistry	50	27	77			
50.	Geology	28	15	43			
51.	Botany	33	18	51			
52.	Comp. Sc.	17	9	26			
53.	Bio-Chemistry	14	8	22			
54.	Zoology	33	18	51			
55.	Geo-physics	22	12	34			
56.	Geography	43	23	66			
57.	Home Sc.	34	18	52			
58.	Mathematics	75	41	116			
59.	Statistics	33	18	51			
60.	Psychology	33	18	51			
61.	M.Sc. (Bio.Tech.)	16	9	25			
62.	M.C.A.	30	16	46			
63.	MSc. in Bio-info. (only F) MMV	15	8	23			
	FACULTY OF COMMERCE						
	Under Graduate						
64.	B.Com. 3 Years	150	81	231			
65.	VCW	50	27	77			
66.	DAV	120	65	185			
67.	AMDC	50	27	77			
	Post Graduate						
68.	M.Com.	100	54	154			
69.							
	FACULTY OF SVDV						
	Under Graduate						
70.	Shastri (H.) 3Yrs	60	32	92			
	Post Graduate Acharya						
71.	Veda	16	9	25			
72.	Vyakarana	16	9	25			
73.	Sahitya	16	9	25			
74.	Jyotish	16	9	25			
75.	Dharagama	9	5	14			
76.	Dharmashastra	9	5	14			
77.	Darshan	11	6	17			
78.	Vedanta	20	11	31			
	FACULTY OF LAW						
	Under Graduate						
79.	LLB - 3Yrs.	250	135	385			
	Post Graduate						
80.	LLM	25	14	39			

Sl. No	Faculty/Department	Intake capacity 2005-2006			Proposed Increase of Faculty	Proposed increase of Non-teaching staff	Total time required for recruitment of Faculty
		Current Intake	Increase intake (54%)	Total proposed Increase intake			
	FACULTY OF VISUAL ARTS						
	Under Graduate						
81.	BFA	50	27	77			
	Post Graduate (MFA)						
82.	Painting	14	8	22			
83.	Applied Arts	17	9	26			
84.	Plastic Arts	8	4	12			
85.	Pattery & Ceramics	4	2	6			
86.	Textile Design	4	2	6			
	FACULTY OF PERFORMING ARTS						
	Under Graduate						
87.	B.Mus. (Music & Dance)	40	22	62			
88.	B.Mus.(Vocal)	10	5	15			
	Total	50	27	77			
	Post Graduate (M.Mus.)						
89.	M.Mus. (Instrumental)	22	12	34			
90.	M.Mus.(Vocal)	11	6	17			
	Total	33	18	51			
	INSTITUTE OF AGRICULTURAL SCIENCES						
	Under Graduate						
91.	B.Sc. (Ag.) 4 years	80	43	123			
	Post Graduate						
92.	M.Sc. (Ag.)	80	43	123			
	FACULTY OF EDUCATION						
	Under Graduate						
93.	B.Ed. 1-Yrs	180	97	277			
94.	AMDC	70	38	108			
95.	VCW	70	38	108			
96.	B.Ed.(Spl.) 1-Yrs	66	36	102			
	Post Graduate						
97.	M.Ed.	22	12	34			
98.	M.Ed. (Spl.)	45	24	69			
	FACULTY OF MANAGEMENT STUDIES						
	Post Graduate						
99.	MBA	30	16	46			
100.	MIBA	30	16	46			
	FACULTY OF AYURVEDA						
	Under Graduate						
101.	BAMS 5½ Years	50	27	77			
	Post Graduate						
102.	Ayurved Samhita	1	1	2			
103.	Basic Principles	4	2	6			
104.	Dravya Guna	2	1	3			
105.	Kayachikitsa	6	3	9			
106.	Prasuti Tantra	5	3	8			
107.	Rasa Shastra	2	1	3			
108.	Shalya Shalakya	5	3	8			
	FACULTY OF MEDICINE						
	Under Graduate						
109.	MBBS IX Sem	59	32	91			

Sl. No	Faculty/Department	Intake capacity 2005-2006			Proposed Increase of Faculty	Proposed increase of Non-teaching staff	Total time required for recruitment of Faculty
		Current Intake	Increase intake (54%)	Total proposed Increase intake			
	Post Graduate						
	Doctor of Medicine						
110.	Anaesthesiology	5	3	8			
111.	Anatomy	2	1	3			
112.	Bio-chemistry	2	1	3			
113.	Bio-physics	1	1	2			
114.	Forensic Medicine	1	1	2			
115.	Gen.Medicine	14	8	22			
116.	Microbiology	2	1	3			
117.	Pathology	3	2	5			
118.	Paediatrics	6	3	9			
119.	Pharmacology	2	1	3			
120.	Physiology	2	1	3			
121.	Community Med.	3	2	5			
122.	Psyciatry	2	1	3			
123.	Radiotherapy & Radiation Med.	1	1	2			
124.	Radio-diagnosis Imaging	2	1	3			
125.	Dermatology & Venerology	2	1	3			
126.	T.B. & Chest Diseases	2	1	3			
	Master of Surgery (MS)						
127.	ENT	2	1	3			
128.	Gen.Surgery	14	8	22			
129.	Ophthalmology	4	2	6			
130.	Orthopaedics	4	2	6			
131.	Obst. & Gynae.	6	3	9			
132.	Master of Dental Surgery (MDS)	2	1	3			
133.	M.Sc. In Health Statistics	10	5	15			
	Super Specialities(DM)						
134.	Cardiology	2	1	3			
135.	Endocrinology	2	1	3			
136.	Gastrointerology	2	1	3			
137.	Nephrology	2	1	3			
138.	Neurology	2	1	3			
	Super Specialities(M.Ch.)						
139.	Neurosurgery	2	1	3			
140.	Paed.Surgery	2	1	3			
141.	Plastic Surgery	2	1	3			
142.	Urology	2	1	3			
	Faculty of Engg. & Technology						
	Under Graduate						
143.	B.Tech.	538	291	829			
144.	B.Pharam	30	16	46			
	Post Graduate						
145.	M.Tech.	246	133	379			
146.	M.Pharam	18	10	28			
	Total	7442	4019	11461	916	1500	

Students registered for Ph.D. for 2005-2006 = 1166

Information relating to Students Intake Capacity and proposed increase of Faculty and Non-Teaching Staff

Name of the University : University of Delhi

Sl. No	Faculty/Department	Intake capacity 2005-2006			Proposed Increase of Faculty	Proposed increase of Non-teaching staff	Total time required for recruitment of Faculty
		Current Intake	Increase intake (54%)	Total proposed Increase intake			
1	2	3	4	5	6	7	8
	POST GRADUATE				600	800	5 Years
	FACULTY OF ARTS						
	Department of Arabic						
1.	MA ARABIC	30	16	46			
	Department of Buddhist Studies						
2.	MA BUDDHIST STUDIES	150	81	231			
	Department of English						
3.	MA ENGLISH	200	108	308			
	Department of Germanic & Romance Studies						
4.	MA (FRENCH)	15	8	23			
5.	MA (GERMAN)	15	8	23			
6.	MA (HISPANIC)	15	8	46			
7.	MA (ITALIAN)	15	8	92			
	Department of Hindi						
8.	MA HINDI	300	162	462			
	Department of Library Science						
9.	BLIB SCIENCE	40	22	62			
10.	MLIB SCIENCE	30	16	46			
	Department of Linguistics						
11.	MA LINGUISTICS	35	19	54			
	Department of Modern Indian Language						
12.	MA COMPARATIVE INDIAN LITERATURE	25	14	39			
13.	MA BENGALI	25	14	39			
14.	MA TAMIL	25	14	39			
	Department of Persian						
15.	MA PERSIAN	20	11	31			
	Department of Philosophy						
16.	MA PHILOSOPHY	180	97	277			
	Department of Psychology						
17.	MA APPLIED PSYCHOLOGY	90	49	139			
	Department of Punjabi						
18.	MA PUNJABI	50	27	77			
	Department of Sanskrit						
19.	MA SANSKRIT	300	162	462			
	Department of Urdu						
20.	MA URDU	50	27	77			
	Faculty of Applied Social Science & Humanities						
21.	Department of Business Economics						
22.	MA BUSINESS ECONOMICS	55	30	85			

Information relating to Students Intake Capacity/ and proposed increase of Faculty and Non-Teaching Staff

Name of the University : Jawaharlal Nehru University

Sl. No	Faculty/Department	Intake capacity 2005-22006			Proposed Increase of Faculty	Proposed increase of Non-teaching staff	Total time required for recruitment of Faculty
		Current Intake	Increase intake (54%)	Total proposed Increase intake			
1	2	3	4	5	6	7	8
I School of International Studies							
1.	M.A. in Politics (with specialization in International Relations)	60	32	92	280	658	4 - 5 Year
2.	Centre for Canadadian, US and Latin American Studies : M.Phil/Ph.D. in						
	i) United States Studies	9	5	14			
	ii) Latin American Studies	4	2	6			
	iii) Canadian Studies	4	2	6			
3.	Centre for European Studies : M.Phil/Ph.D. in European Studies	6	3	9			
4.	Centre for International Legal Studies M.Phil/Ph.D.	6	3	9			
5.	Centre for International Trade & Development: i) M.Phil/Ph.D. in Trade & Development	8	4	12			
	ii) M.A. in Economics (with specialization in World Economy)	20	11	31			
6.	Centre for East Asian Studies : M.Phil/Ph.D. in						
	i) Japanese Studies	8	4	12			
	ii) Chinese Studies	8	4	12			
	iii) Korean Studies	4	2	6			
7.	Centre for International Politics organization & Development M.Phil/Ph.D. in						
	i) International Politics	8	4	12			
	ii) International Organization	6	3	9			
	iii) Disarmament Studies	4	2	6			
	iv) Political Geography	5	3	8			
	v) Diplomatic Studies	4	2	6			
8.	Centre for South, Central Southeast Asian & South-West Pacific Studies: M.Phil/Ph.D. in						
	i) South Asian Studies	14	8	22			
	ii) South East Asian and South West Pacific Studies	4	2	6			
	iii) Central Asian Studies	4	2	6			
9.	Centre for West Asian & African Studies : M.Phil/Ph.D. in						
	i) West Asian and North African Studies	10	5	15			
	ii) Sub Saharan African Studies	6	3	9			
10.	Centre for Russian & Central Asian Studies : M.Phil/Ph.D.	25	14	39			
II School of Social Sciences							
11.	Centre for Economic Studies & Planning: i) M.Phil./Ph.D.	20	11	31			
	ii) M.A.	50	27	77			

Sl. No	Faculty/Department	Intake capacity 2005-2006			Proposed Increase of Faculty	Proposed increase of Non-teaching staff	Total time required for recruitment of Faculty
		Current Intake	Increase intake (54%)	Total proposed Increase intake			
1	2	3	4	5	6	7	8
12.	Centre for Historical Studies : M.Phil./Ph.D. in i) Ancient History ii) Medieval History iii) Modern History M.A. in i) Ancient History ii) Medieval History iii) Modern History	6 6 12 16 16 22	3 3 6 9 9 12	9 9 18 25 25 34			
13.	Centre for Political Studies i) M.Phil./Ph.D. ii) M.A.	25 50	14 27	39 77			
14.	Centre for the Study of Regional Development a) M.Phil./Ph.D. in i) Geography ii) Economics iii) Population Studies b) M.A. in Geography	15 12 12 35	8 6 6 19	23 18 18 54			
15.	Centre for Social Medicine & Community Health: i) M.Phil./Ph.D. ii) MPH/Ph.D.	12 6	6 3	18 9			
16.	Centre for the Study of Social Systems i) M.Phil./Ph.D. ii) M.A.	25 50	14 27	39 77			
17.	Zakir Husain Centre for Educational Studies: M.Phil./Ph.D.	12	6	18			
18.	Centre for Studies in Science Policy: M.Phil./Ph.D.	10	5	15			
19.	Centre for Philosophy: M.Phil./Ph.D.	10	5	15			
III	School of Languages, Literature and Culture Studies						
20.	Centre for French and Francophone Studies : i) M.Phil./Ph.D. ii) M.A. iii) B.A. (Hons.) 1 st Year	10 10 25	5 5 14	15 15 39			
21.	Centre for German Studies : i) M.Phil./Ph.D. ii) M.A. iii) B.A. (Hons.) 1 st Year	10 15 25	5 8 14	15 23 39			
22.	Centre for Indian Languages a) M.Phil./Ph.D. in i) Hindi ii) Urdu iii) Hindi Translation b) M.A. in i) Hindi ii) Urdu ADOP (Mass Media) in Urdu COP in Urdu	15 15 15 20 20 20 20	8 8 8 11 11 11 11	23 23 23 31 31 31 31			

Sl. No	Faculty/Department	Intake capacity 2005-2006			Proposed Increase of Faculty	Proposed increase of Non-teaching staff	Total time required for recruitment of Faculty
		Current Intake	increase intake (54%)	Total proposed increase intake			
1	2	3	4	5	6	7	8
23.	Centre for Russian Studies : i) M.Phil./Ph.D. ii) M.A. iii) B.A. (Hons.) 1 st Year	5 5 5 35	3 3 3 19	8 8 8 54			
24.	Centre for Spanish, Portuguese, Italian and Latin American Studies : i) M.Phil./Ph.D. in Spanish ii) M.Phil in Portuguese iii) M.A. iv) B.A. (Hons.) 1 st Year v) COP in Portuguese vi) COP in Italian vii) DOP in Portuguese viii) DOP in Italian ix) ADOP in Portuguese	10 2 4 20 40 40 25 25 20	5 1 2 11 22 22 14 14 11	15 3 6 31 62 62 39 39 31			
25.	Centre for Japanese & North East Asian Studies : i) M.Phil./Ph.D. ii) M.A. iii) B.A. (Hons.) 1 st Year in Japanese iv) B.A. (Hons.) 1 st Year in Korean v) COP in Mongolian	3 4 25 20 10	2 2 14 11 5	5 6 39 31 15			
26.	Centre for Chinese, South East Asian Studies : i) M.Phil./Ph.D ii) M.A. iii) B.A. (Hons.) 1 st Year iv) COP in Bhasha Indonesia v) DOP in Bhasha Indonesia	4 2 20 20 20	2 1 11 11 11	6 3 31 31 31			
27.	Centre for Persian and Central Asian Studies : ii) M.Phil./Ph.D iii) M.A. iii) B.A. (Hons.) 1 st Year iv) COP in Pushtu v) DOP in Pushtu vi) ADOP in Pushtu	7 10 20 15 15 15	4 5 11 8 8 8	11 15 31 23 23 23			
28.	(Centre for Arabic and African Studies : ii) M.Phil./Ph.D iii) M.A. iii) B.A. (Hons.) 1 st Year	20 5 20	11 3 11	31 8 31			
29.	Centre for Linguistic i) M.Phil./Ph.D. ii) M.A.	14 20	8 11	22 31			
30.	Centre for English Studies i) M.Phil./Ph.D. ii) M.A.	14 20	8 11	22 31			
IV	School of Computer & Systems Sciences i) M.Phil/Ph.D. & M.Tech./ Ph.D. ii) M.Phil/Ph.D. (JRF) iii) MCA	20 5 30	11 3 16	31 8 46			

Sl. No	Faculty/Department	Intake capacity 2005-2006			Proposed Increase of Faculty	Proposed increase of Non-teaching staff	Total time required for recruitment of Faculty
		Current Intake	Increase intake (54%)	Total proposed Increase intake			
v)	School of Environmental Sciences : i) M.Phil/Ph.D. ii) M.Phil/Ph.D. (JRF) iii) M.Sc.	9 4 20	5 2 11	14 6 31			
vi)	School of Life Sciences : i) M.Phil/Ph.D. ii) M.Phil/Ph.D. (JRF) iii) M.Sc.	20 12 25	11 6 14	31 18 39			
vii)	School of Physical Sciences : i) Pre-Ph.D. ii) M.Phil/Ph.D. (JRF) iii) M.Sc.	8 8 20	4 4 11	12 12 31			
viii)	School of Arts and Aesthetics: i) M.A.	15	8	23			
ix)	Centre for Biotechnology: i) M.Phil/Ph.D. ii) M.Phil/Ph.D. (JRF) iii) M.Sc.	3 5 20	2 3 11	5 8 31			
x)	Centre for Molecular Medicine : i) Pre-Ph.D. ii) M.Phil./Ph.D.(JRF)	4 1	2 1	6 2			
xi)	Centre for Sanskrit Studies : i) M.Phil/Ph.D. ii) M.A.	10 20	5 11	15 31			
xii)	Centre for the Study of Law & Governance: M.Phil/Ph.D.	15	8	23			
	Total	1698	917	2615	280	658	

M.Phil/Ph.D. = 596
integrated course

Information relating to Students Intake Capacity and proposed increase of Faculty and Non-Teaching Staff

Name of the University : North Eastern Hill University

Sl. No	Faculty/Department	Current Intake	Increase Intake (54%)	Total proposed increase intake	Proposed increase of faculty	Proposed Increase of Non-Teaching Staff	Total time required for recruitment of faculty
1	2	3	4	5	6	7	8
	Master's Degree						
1	Anthropology	25	14	39	157	64	
2	Biochemistry	1	1	2			
3	Biotech & Bioinformatics	10	5	15			
4	Botany	23	12	35			
5	Chemistry	32	17	49			
6	Commerce	45	24	69			
7	Economics	55	30	85			
8	Education	40	22	62			
9	Education (Tura)	22	12	34			
10	English	50	27	77			
11	English (Tura)	25	14	39			
12	Garo (Tura)	25	14	39			
13	Geography	34	18	52			
14	Hindi	40	22	62			
15	History	50	27	77			
16	Khasi	40	22	62			
17	Law (B A L L B Hons.)	60	32	92			
18	Library & Information Science	25	14	39			
19	Linguistics	33	18	51			
20	Mathematics	33	18	51			
21	Philosophy	50	27	77			
22	Physics	30	16	46			
23	Political Science	50	27	77			
24	RDAP	10	5	15			
25	Sociology	45	24	69			
26	Statistics	10	5	15			
27	Zoology	24	13	37			
	Master's Degree Course (Proposed)						
28	Environmental Science						
29	Education (M.Ed.)						
	Diploma						
30	Adult & Continuing Education	30	16	46			
31	Cultural & Creative Studies		0	0			
32	Folkloristics	24	13	37			
33	Music	20	11	31			
34	Painting	10	5	15			
35	Distance Education						
36	Enterpreunership	21	11	32			
	Diploma Proposed						
37	Science Education						
	Certificate						
38	Environmental Science	10	5	15			
39	Floriculture	34	18	52			

Sl. No	Faculty/Department	Current Intake	Increase Intake (54%)	Total proposed increase intake	Proposed increase of faculty	Proposed Increase of Non-Teaching Staff	Total time required for recruitment of faculty
40	M.Phil	6	3	9			
	TOTAL	1052	568	1620	157	64	

Students registered for Ph.D. for 2005-2006 = 140

Information relating to Students Intake Capacity and proposed increase of Faculty and Non-Teaching Staff

Name of the University : Pondicherry University

Sl. No	Faculty/Department	Intake capacity 2005-2006			Proposed Increase of Faculty	Proposed increase of Non-teaching staff	Total time required for recruitment of Faculty
		Current Intake	Increase intake (54%)	Total proposed Increase intake			
1	2	3	4	5	6	7	8
1.	Subramania Bharathi School of Tamil Language & Literature						
1.	M.A. Tamil	25	14	39	62	82	1 - 2 Years
2.	M.Phil. Tamil	24	13	37			
2	School of Management Department of Management Studies						
3.	MBA (Business Administration)	60	32	92			
	Department of Commerce						
4.	M.Com. (Business Finance)	35	19	54			
5.	M.Phil.	15	8	23			
	Department of Economics						
6.	M.A. (Economics)	70	38	108			
7.	M.Phil.	10	5	15			
	Department of Tourism Studies						
8.	MBA (Tourism)	40	22	62			
	Department of Banking Tourism						
9.	M.B.A. (Banking Technology)	30	16	46			
3.	Ramanujan School of Mathematics & Computer Science						
	Department of Mathematics						
10.	M.Sc. Maths.	40	22	62			
11.	M.Sc. Statistics	20	11	31			
12.	M.Phil.	7	4	11			
	Department of Computer Science						
13.	M.Sc.	30	16	46			
14.	MCA	30	16	46			
15.	M.Tech.	20	11	31			
4	School of Physical, Chemical & Applied Sciences						
	Department of Physics						
16.	M.Sc.	30	16	46			
17.	M.Phil.	15	8	23			
	Department of Chemistry						
18.	M.Sc.	25	14	39			
19.	M.Phil.	20	11	31			
	Department of Earth Science						
20.	M.Sc.	15	8	23			
21.	M.Phil.	6	3	9			
5	School of Life Science						
	Department of Biochemistry & Molecular Biology						
22.	M.Sc.	30	16	46			
23.	M.Phil.	5	3	8			
	Department of Biotechnology						
24.	M.Sc.	14	8	22			
25.	M.Phil.	-	-	-			
	Department of Ecology & Environmental Science						
26.	M.Sc.	25	14	39			
27.	M.Phil.	-	-	-			

Sl. No	Faculty/Department	Intake capacity 2005-2006			Proposed Increase of Faculty	Proposed increase of Non-teaching staff	Total time required for recruitment of Faculty
		Current Intake	Increase intake (54%)	Total proposed Increase intake			
	Department of Ocean Studies & Marine Biology						
28.	M.Sc.	20	11	31			
29.	M.Phil.	-					
	Centre of Bioinformatics						
30.	A.P.G.D.B.	15	8	23			
6	School of Humanities						
	Department of English						
31.	M.A.	30	16	46			
32.	M.Phil.	15	8	23			
	Department of French						
33.	M.A.	40	22	62			
34.	M.Phil.	15	8	23			
	Department of Hindi						
35.	M.A.	10	5	15			
36.	M.Phil.	5	3	8			
	Department of Sanskrit						
37.	M.A.	10	5	15			
38.	M.Phil.	6	3	9			
	Department of Philosophy						
39.	M.A.	20	11	31			
40.	M.Phil.	15	8	23			
	Escande Chair in Asian Christian Studies						
41.	M.A.	-					
42.	M.Phil.	5	3	8			
	Department of Physical Education and Sports						
43.	M.P.Ed.	40	22	62			
44.	M.Phil.	15	8	23			
	Department of Performing Arts						
45.	M.A.	15	8	23			
46.	M.Phil.	10	5	15			
7	School of Social Sciences & International Studies						
	Department of Anthropology						
47.	M.A.	20	11	31			
48.	M.Phil.	10	5	15			
	Department of Sociology						
49.	M.A.	45	24	69			
50.	M.A. (S.D.)	15	8	23			
51.	M.Phil.	10	5	15			
	Department of History						
52.	M.A.	25	14	39			
53.	M.Phil.	5	3	8			
	Department of Politics & International Studies						
54.	M.A.	20	11	31			
55.	M.A. (I.M.)	40	22	62			
56.	M.Phil.	15	8	23			
	Centre of Women's Studies						
57.	P.G.D.W.S.	15	8	23			
58.	M.Phil.	6	3	9			
	Total	1153	623	1776	62	82	

Students registered for Ph.D. for 2005-2006 = 158

Information relating to Students Intake Capacity and proposed increase of Faculty and Non-Teaching Staff

Name of the University : Visva Bharati

Sl. No	Faculty/Department		Current Intake	Increase Intake (54%)	Total proposed increase intake	Proposed increase of faculty	Proposed Increase of Non-Teaching Staff	Total time required for recruitment of faculty
1	2		3	4	5	6	7	8
1	Department of English	UG	26	14	40	140	Nil	
2	Department of English	PG	30	16	46			
3	Department of Bengali	UG	26	14	40			
4	Department of Bengali	PG	30	16	46			
5	Department of Sanskrit	UG	26	14	40			
6	Department of Sanskrit	PG	26	14	40			
7	Department of Hindi	UG	26	14	40			
8	Department of Hindi	4 yr UG	22	12	34			
9	Department of Hindi	PG	26	14	40			
10	Department of Hindi	Functional Hindi	15	8	23			
11	Department of Tibetan	UG	8	4	12			
12	Department of Tibetan	4 yr UG	8	4	12			
13	Department of Tibetan	PG	22	12	34			
14	Department of Oriya	UG	26	14	40			
15	Department of Oriya	PG	26	14	40			
16	Department of Chinese	UG	13	7	20			
17	Department of Chinese	4 yr UG	13	7	20			
18	Department of Chinese	PG	26	14	40			
19	Department of Persian	UG	6	3	9			
20	Department of Persian	4 yr UG	6	3	9			
21	Department of Persian	PG	12	6	18			
22	Department of Japanese	UG	12	6	18			
23	Department of Japanese	4 yr UG	12	6	18			
24	Department of Japanese	PG	24	13	37			
25	Department of Language	2-Yr. Cert/One yr Dipl/ One yr Advnd Dipl	170	92	262			
26	Department of History	UG	26	14	40			
27	Department of History	PG	30	16	46			
28	Department of Ancient Indian History, Culture & Archaeology	UG	26	14	40			
29	Department of Ancient Indian History, Culture & Archaeology	PG	30	16	46			
30	Department of Economics	UG	26	14	40			
31	Department of Economics	PG	26	14	40			
32	Department of Philosophy	UG	26	14	40			
33	Department of Comparative Religion	UG	26	14	40			
34	Department of Philosophy	PG	26	14	40			
35	Department of Comparative Religion	PG	26	14	40			
36	Department of Geography	UG	30	16	46			
37	Department of Geography	PG	30	16	46			
38	Journalism and Mass Communication	PG	30	16	46			

Sl. No	Faculty/Department		Current Intake	Increase Intake (54%)	Total proposed increase intake	Proposed increase of faculty	Proposed Increase of Non-Teaching Staff	Total time required for recruitment of faculty
39	Department of Physics	UG	26	14	40			
40	Department of Physics	PG	34	18	52			
41	Department of Chemistry	UG	24	13	37			
42	Department of Chemistry	PG	30	16	46			
43	Department of Mathematics	UG	24	13	37			
44	Department of Mathematics	PG	32	17	49			
45	Department of Botany	UG	22	12	34			
46	Department of Botany	PG	28	15	43			
47	Department of Zoology	UG	22	12	34			
48	Department of Zoology	PG	28	15	43			
49	Biotechnology	PG	12	6	18			
50	Department of Statistics	UG	12	6	18			
51	Department of Statistics	PG	15	8	23			
52	Environmental Science	PG	12	6	18			
53	Computer Science	UG	10	5	15			
54	Computer Science	PG	14	8	22			
55	Computer Applications	3-YR. MCA	15	8	23			
56	Education	PG	25	14	39			
57	Education	UG	200	108	308			
58	Rabindra-Sangit	PG	30	16	46			
59	Kathakali Dance	PG	12	6	18			
60	Manipuri Dance	PG	12	6	18			
61	Rabindra-Sangit	UG	42	23	65			
62	Hindusthani Classical Vocal Music	PG	26	14	40			
63	Sitar	PG	5	3	8			
64	Esraj	PG	5	3	8			
65	Tabla	PG	5	3	8			
66	Pakhawaj	PG	5	3	8			
67	Hindusthani Classical Vocal Music	UG	42	23	65			
68	Physical Education	PG	30	16	46			
69	Painting	PG	15	8	23			
70	Painting	UG	38	21	59			
71	Sculpture/ Mural	PG	8	4	12			
72	Graphic Art (Print Making)	PG	12	6	18			
73	Design (Textile)	PG	6	3	9			
74	Design (Ceramics)	PG	6	3	9			
75	Design	2-Yr. Cert Course	18	10	28			
76	History Art	PG	16	9	25			
77	PCK	PG	15	8	23			
78	PCK	UG	15	8	23			
79	Rural Development	PG	15	8	23			
80	Social Work	P.G	25	14	39			
81	Social Work	UG	25	14	39			
82	Furniture Technology and Interior Design	Diploma	8	4	12			

Sl. No	Faculty/Department		Current Intake	Increase Intake (54%)	Total proposed increase intake	Proposed increase of faculty	Proposed Increase of Non-Teaching Staff	Total time required for recruitment of faculty
83	Textile Technology (Hand loom)	Diploma	8	4	12			
84	Potery and Ceramics Technology	Diploma	8	4	12			
85	Hand loom paper making	2-Yr. Certificate Course in	2	1	3			
86	Leather making craft	2-Yr. Certif Course	6	3	9			
87	Batick work	2-Yr. Certif Course	6	3	9			
88	Book Binding	2-Yr. Certif Course	4	2	6			
89	Agronomy	PG	10	5	15			
90	Soil Science & Agricultural Chemistry	PG	6	3	9			
91	Agronomy	UG	10	5	15			
92	Soil Science & Agricultural Chemistry	UG	6	3	9			
93	Horticulture	PG	6	3	9			
94	Horticulture	UG	6	3	9			
95	Plant Protection	PG	6	3	9			
96	Plant Protection	UG	6	3	9			
97	Agricultural Extension	PG	6	3	9			
98	Agricultural Extension	UG	8	4	12			
99	Marketing	2-YR. M.B.A.	6	3	9			
100	Systems	2-YR. M.B.A.	6	3	9			
101	Human Resource	2-YR. M.B.A.	6	3	9			
102	Finance	2-YR. M.B.A.	6	3	9			
103	Rural Management	2-YR. M.B.A.	6	3	9			
104	M.Phil.		450	243	693			
	Total		2600	1403	4003	140	Nil	

Students registered for Ph.D. for 2005-2006 = 116

Sl. No	Faculty/Department	Intake capacity 2005-2006			Proposed Increase of Faculty	Proposed increase of Non-teaching staff	Total time required for recruitment of Faculty
		Current Intake	Increase intake (54%)	Total proposed Increase intake			
	Department of Slovanic & Finno Ugrain Studies						
23.	MA RUSSIAN	30	16	46			
	Faculty of Commerce & Financial Studies						
	Department of Commerce						
24.	MCOM	220	119	339			
25.	MIB (M. INTERNATIONAL BUSINESS	40	22	66			
26.	MHROD (M. HUMAN RESOURCE & ORGANISA-TIONAL DEVELOPMENT	40	22	66			
	Department of Financial Studies						
27.	MFC	30	16	46			
	Faculty of Education						
28.	BEd	371	200	571			
29.	MEd	50	27	77			
	Faculty of Interdisciplinary						
	Department of Biochemistry						
30.	MSc BIOCHEMISTRY	6	3	9			
	Department of Electronic Science						
31.	MSc ELECTRONIC SCIENCE	20	11	31			
32.	M.Tech. Microwave	20	11	31			
	Department of Genetics						
33.	MSc GENETICS	5	3	8			
	Department of Microbiology						
34.	MSc MICROBIOLOGY	6	3	9			
	Department of Plant Molecular Biology						
35.	MSc PLANT MOLECULAR BIOLOGY	6	3	9			
	Institute of Informatic Science						
36.	MSC INFORMATICS	40	22	62			
	Faculty of Law						
37.	LLB	1500	810	2310			
38.	LLM (2 YR)	30	16	46			
39.	LLM (3 YR)	35	19	54			
	Faculty of Management Studies						
40.	MBA (FT) 2 YR	90	49	139			
41.	MBA (MS)	40	22	62			
42.	MBA (PT) 3 YR	140	76	216			
43.	MBA (HCA) 3 YR	15	8	23			
	Faculty of Mathematical Sciences						
	Department of Computer Science						
44.	MCA	30	16	46			
45.	MSc COMPUTER SCIENCE	30	16	46			
	Department of Mathematics						
46.	MA/MSc MATHEMATICS	240	130	370			
	Department of Operational Research						
47.	MA/MSc APPLIED OR	30	16	46			
48.	MA/MSc OR	60	32	92			
49.	Department of Statistics						

Sl. No	Faculty/Department	Intake capacity 2005-2006			Proposed Increase of Faculty	Proposed increase of Non-teaching staff	Total time required for recruitment of Faculty
		Current Intake	Increase intake (54%)	Total proposed Increase intake			
50.	MA/MSc STATISTICS	60	32	92			
	Faculty of Music						
51.	MA MUSIC	40	22	62			
52.	MFA	21	11	32			
	Faculty of Science						
	Department of Anthropology						
53.	MSc ANTHROPOLOGY	30	16	46			
	Department of Botany						
54.	MSc BOTANY	50	27	77			
	Department of Chemistry						
55.	MSc CHEMISTRY	1180	97	277			
	Department of Environmental Biology						
56.	MSc ENVIRONMENTAL BIOLOGY	5	3	8			
	Department of Geology						
57.	MSc GEOLOGY	12	6	18			
	Department of Physics & Astrophysics						
58.	MSc PHYSICS & ASTROPHYSICS	1190	103	293			
	Department of Zoology						
59.	MSc ZOOLOGY	160	32	92			
	ACBR						
60.	MSc Biomedical Science	130	16	46			
	Department of East Asian Studies						
61.	MA JAPANESE	15	8	23			
	Department of Economics						
62.	MA ECONOMICS	1550	81	231			
	Department of Geography						
63.	MA GEOGRAPHY	150	27	77			
	Department of History						
64.	MA HISTORY	2115	116	331			
	Department of political Science						
65.	MA POLITICAL SCIENCE	3225	176	501			
	Department of social Work						
66.	MA SOCIAL WORK	555	30	85			
	Department of Sociology						
67.	MA SOCIOLOGY	555	30	85			
68.	M.Phil.	5331	287	818			
	Total - I	68663	3706	10569			
	UNDER GRADUATE						
1	B.A.(VOCATIONAL STUDIES)	3995	213	608			
2	BA PROGRAMME	74448	4022	11470			
3	B.A.(H) ARABIC	115	8	23			
4	B.A.(H) APP. PSYCHOLOGY	885	46	131			
5	B.A.(H) BENGALI	220	11	31			
6	B.A.(H) ENGLISH	16550	891	2541			
7	B.A.(H) HINDI	16932	914	2606			
8	B.A.(H) PUNJABI	1000	54	154			
9	B.A.(H) PERSIAN	225	14	39			
10	B.A.(H) PHILOSOPHY	3144	170	484			

Sl. No	Faculty/Department	Intake capacity 2005-2006			Proposed Increase of Faculty	Proposed increase of Non-teaching staff	Total time required for recruitment of Faculty
		Current Intake	Increase intake (54%)	Total proposed Increase intake			
11	B.A.(H) PSYCHOLOGY	220	119	339			
12	B.A.(H) SANSKRIT	708	382	1090			
13	B.A.(H) URDU	76	41	117			
14	B.A.(H) HINDI JOUR & MASS COMMUNI	163	88	251			
15	B.A.(H) JOURNALISM	90	49	139			
16	B.A.(H) DZONKA	60	32	92			
17	B.A.(H) FRENCH	25	14	39			
18	B.A.(H) GERMAN	25	14	39			
19	B.A.(H) ITALIAN	25	14	39			
20	B.A.(H) SPANISH	25	14	39			
21	B.A.(H) ECONOMICS	1671	902	2573			
22	B.A.(H) HISTORY	1394	753	2147			
23	B.A.(H) GEOGRAPHY	382	206	588			
24	B.A.(H) POLITICAL SCIENCE	2021	1091	3112			
25	B.A.(H) SOCIOLOGY	194	105	299			
26	B.A.(H) SOCIAL WORK	117	63	180			
27	B.A.(H) BUSINESS ECONOMICS	180	97	277			
28	B.BUSINESSS STUDIES	120	65	185			
29	B.FINANCE & INVESTMENT ANALYSIS	40	22	62			
30	B.MASS MEDIA & MASS COMMUNI.	34	18	52			
31	B.COM.(Pass)	4879	2635	7514			
32	B.COM.(Hons)	4450	2403	6853			
33	B.A.(H) MATHEMATICS	702	379	1081			
34	B.SC.(G) MATH. SCIENCES	110	59	169			
35	B.SC.(H) MATHEMATICS	550	297	847			
36	B.SC.(H) STATISTICS	175	95	270			
37	B.SC.(H) COMPUTER SCIENCE	600	324	924			
38	B.SC.(H) ANTHROPOLOGY	20	11	31			
39	B.Sc.(H) APPLIED ZOOLOGY	20	11	31			
40	B.SC.(H) BOTANY	415	224	639			
41	B.SC.(H) CHEMISTRY	620	335	955			
42	B.SC.(H) GEOLOGY	30	16	46			
43	B.SC.(H) HOME SCIENCE	126	68	194			
44	B.SC.(H) PHYSICS	745	402	1147			
45	B.SC.(H) ZOOLOGY	395	213	608			
46	BSC. (H) POLYMER SCIENCE	30	16	46			
47	B.P.O	20	11	31			
48	B.O.T	35	19	54			
49	B.P.T	60	32	92			
50	B.Sc HOME SCIENCE	284	153	437			
51	BSc Physical Sciences	1060	572	1632			
52	BSc Life Science	670	362	1032			
53	BSc Applied Phy. Science	577	312	889			
54	BSc Applied Life Science	85	46	131			
55	B.A.(H) MUSIC	89	48	137			
56	B.F.A.(B. FINE ARTS)	105	57	162			
57	B.SC.(H) BIO-CHEMISTRY	80	43	123			
58	B.SC.(H) ELECTRONICS	285	154	439			

Sl. No	Faculty/Department	Intake capacity 2005-2006			Proposed Increase of Faculty	Proposed increase of Non-teaching staff	Total time required for recruitment of Faculty
		Current Intake	Increase intake (54%)	Total proposed Increase intake			
59	B.SC.(H) MICRO-BIOLOGY	80	43	123			
60	B.SC.(H) BIO-MEDICAL SCIENCES	80	43	123			
61	B.Applied Sc.(ELECTRONICS)	50	27	77			
62	B.Applied Sc.(FOOD TECHNOLOGY)	50	27	77			
63	B.Applied Sc.(INSTRUMENTATION)	50	27	77			
64	B.SC.(Phy.Edu.Sports & Health Edu.)	70	38	108			
65	B.Elementry Education	185	100	285			
	TOTAL-II	37096	20032	57128			
	NON-COLLIGIATE						
1 1	BA Programme	2520	1361	3881			
2 2	B.Com (Pass)	1560	842	2402			
3 3	M.A. (English)	75	41	116			
4 4	M.A. (Hindi)	75	40	115			
5 5	M.A. (Punjabi)	75	40	115			
6 6	M.A. (Sanskrit)	75	40	115			
7 7	M.A. (Political Science)	75	41	116			
8 8	M.A. (History)	75	41	116			
9 9	M.A./M.Sc (Mathematics)	75	41	116			
	Total-III	4605	2487	7092			
	GRAND TOTAL(I+II+III)	48564	26225	74789	3850	2500	

StStudents registered for Ph.D. for 2005-2006 = 455

Information relating to Students Intake Capacity and proposed increase of Faculty and Non-Teaching Staff

Name of the University : University of Hyderabad

Sl. No	Faculty/Department	Intake capacity 2005-2006			Proposed increase of Faculty	Proposed increase of Non-teaching staff	Total time required for recruitment of Faculty
		Current Intake	Increase intake (54%)	Total proposed Increase intake			
1	2	3	4	5	6	7	8
	M.Sc. Courses				150	150	1 Year
1.	Mathematics / Applied Maths	36	19	55			
2.	Statistics	24	13	37			
3.	MCA	40	22	62			
4.	Physics	30	16	46			
5.	Chemistry	30	16	46			
6.	Bio-Chemistry	18	10	28			
7.	Plant Sciences (Bio-Tech)	12	7	19			
8.	Animal Biotechnology	12	7	19			
9.	Biotechnology	16	9	25			
10.	MBA	40	22	62			
	M.A. Courses						
11.	English	30	16	46			
12.	Philosophy	15	8	23			
13.	Hindi	25	14	39			
14.	Func. Hindi (Translation)	10	5	15			
15.	Telugu	30	16	46			
16.	Urdu	15	8	23			
17.	Applied Linguistics	12	6	18			
18.	Economics	40	22	62			
19.	History	35	19	54			
20.	Political Science	35	19	54			
21.	Sociology	35	19	54			
22.	Anthropology	20	11	31			
	Courses offered by S.N. School						
23.	MA. Communication	20	11	31			
24.	MPA Dance	15	8	23			
25.	MPA Theatre Arts	15	8	23			
26.	MFA Painting	10	5	15			
27.	MFA Print Making	5	3	8			
28.	MFA Sculpture	5	3	8			
29.	P.G. Diploma in Acting	15	8	23			
30.	P.G. Diploma in Dance	15	8	23			
	M.Phil Programmes						
31.	English	15	8	23			
32.	Philosophy	8	4	12			
33.	Hindi	15	8	23			
34.	Telugu	15	8	23			
35.	Urdu	15	8	23			
36.	Applied Linguistics	6	3	9			
37.	Translation Studies	6	3	9			
38.	Comparative Literature	5	3	8			
39.	Economics	20	11	31			
40.	History	10	5	15			
41.	Political Science	15	8	23			
42.	Sociology	10	5	15			
43.	Anthropology	5	3	8			
44.	Regional Studies	4	2	6			
	M.Tech. Programmes						
45.	M.Tech. CS	30	16	46			
46.	M.Tech. AI	20	11	31			
47.	M.Tech. IT	20	11	31			
48.	M.Tech. Computational Techniques	15	8	23			

Sl. No	Faculty/Department	Intake capacity 2005-2006			Proposed Increase of Faculty	Proposed increase of Non-teaching staff	Total time required for recruitment of Faculty
		Current Intake	Increase intake (54%)	Total proposed Increase intake			
49.	M.Tech. IC Technology	8	4	12	150	150	
50.	M.Tech. Medical Biotechnology	10	5	15			
51.	M.Tech. Bioinformatics	15	8	23			
52.	M.Tech. Mineral Exploration	10	5	15			
5 Year Integrated Master's Degree							
53.	M.Sc. Sciences	40	22	62			
54.	M.A. Humanities	50	27	77			
55.	M.A. Social Sciences (Economics)	15	8	23			
TOTAL		1042	562	1604			

Students registered for Ph.D. for 2005-2006 = 124

Information relating to Students Intake Capacity and proposed increase of Faculty and Non-Teaching Staff

Name of the University : Jamia Millia Islamia

SSI. No	Faculty/Department	Intake capacity			Proposed Increase of Faculty	Proposed increase of Non-teaching staff	Total time required for recruitment of Faculty
		Current Intake	Increase intake (54%)	Total proposed Increase intake			
11	2	3	4	5	6	7	8
	Faculty of Social Sciences						
1.	B.A.	195	105	300	9	18	1-2 year
	Department of Economics						
2.	M.A. Economics	45	24	69	5	10	
3.	B.A. (Hons.) Economics	45	24	69			
4.	B.A. with Computer Application (BACA)	15	8	23			
	Department of Sociology						
5.	M.A. Sociology	30	16	46	3	6	
6.	B.A. (Hons.) Sociology	30	16	46			
	Department of Political Science						
7.	M.A. Political Science	45	24	69	8	16	
8.	M.A. Human Rights & Duties Education	20	11	31			
9.	M.A. Public Administration	40	22	62			
10.	B.A. (Hons.) Political Science	45	24	69			
11.	P.G. Diploma in Human Rights & Duties Education	15	8	23			
	Department of Psychology						
12.	M.A. Psychology	30	16	46	3	6	
13.	B.A. (Hons.) Psychology	30	16	46			
14.	P.G. Diploma in Counseling Psychology	20	11	31			
	Department of Social Work						
15.	M.A. Social Work	25	14	39	7	14	
16.	M.A. Human Rights Management	15	8	23			
17.	B.A. (Hons.) Social Work	20	11	31			
18.	P.G. Diploma in Management of NGOs	45	24	69			
19.	P.G. Diploma in Child Rights	40	22	62			
	Department of Commerce						
20.	M.Com (Business Management)	30	16	46	9	18	
21.	Mater of International Business (MIB)	55	30	85			
22.	B.Com. (Hons.)	50	27	77			
23.	B.B.S.	30	16	46			
24.	B.I.B.F (Hons.)	30	16	46			
	Dept. of Adult & Con. Edu. Extn.						
25.	M.A./M.Sc. Ext. Education	12	6	18	1	2	
	Department of Library & Info. Science						
26.	B.Lib. & Information Science	35	19	54	-	-	
	Faculty of Natural Sciences						
27.	B.Sc.	45	24	69	2	4	
	Department of Mathematics						
28.	M.Sc. Tech. Industrial Mathematics with Computer Application	30	16	46	7	14	
29.	M.A. /M.Sc. Mathematics (Evening)	40	22	62			
30.	M.A. /M.Sc. (Maths with Computer Sc.)	25	14	39			
31.	B.Sc. (Hons.) Mathematics	40	22	62			
32.	B.A. (Hons.) Mathematics	30	16	46			
	Department of Physics						
33.	M.Sc. Physics	30	16	46	4	8	
34.	B.Sc. (Hons.) Physics	40	22	62			
35.	B.Sc. Instrumentation	15	8	23			

Sl. No	Faculty/Department	intake capacity			Proposed Increase of Faculty	Proposed increase of Non-teaching staff	Total time required for recruitment of Faculty
		Current Intake	Increase intake (54%)	Total proposed Increase intake			
	Department of Chemistry						
36.	M.Sc. Chemistry	32	17	49	3	6	
37.	B.Sc. (Hons.) Chemistry	40	22	62			
	Department of Biosciences						
38.	M.Sc. Biosciences	20	11	31	5	10	
39.	M.Sc. Biotechnology	20	11	31			
40.	M.Sc. Biochemistry	20	11	31			
41.	B.Sc. Biosciences	25	14	39			
42.	B.Sc. Biotechnology	30	16	46			
	Department of Geography						
43.	M.A. / M.Sc. Geography	30	16	46	5	10	
44.	B.A. B.Sc. (Hons.) Geography	50	27	77			
45.	Adv. Dip. In Computer Assisted Cartography	10	5	15			
46.	Adv. Dip. In Remote Sensing & GIS	10	5	15			
	Department of Computer Science						
47.	MCA	40	22	62	5	10	
48.	M.Sc. (Bioinformatics)	30	16	46			
49.	P.G.D.C.A.	30	16	46			
	Faculty of Engineering & Technology						
50.	MBA (Evening)	60	32	92	4	8	
	Dept. of Electrical Engineering						
51.	M.Tech. Electrical Power System Mgmt.	15	8	23	6	12	
52.	B.Tech. Electrical	60	32	92			
53.	B.E. Electrical	60	32	92			
	Department of Civil Engineering						
54.	M.Tech. in Evniron. Sc. & Engg.	12	6	18	6	12	
55.	B.Tech. Civil	60	32	92			
56.	B.E. Civil	60	32	92			
	Department of Mechanical Engineering						
57.	B.Tech. Mechanical	60	32	92	5	10	
58.	B.E. Mechanical	60	32	92			
	Department of Electronics & Comm. Engg.						
59.	M.Sc. Electronics	20	11	31	5	10	
60.	B.Tech. Electronics & Communication	60	32	92			
61.	B.E. Electronics & Communication	60	32	92			
	Dept. of Computer Engineering						
62.	B.Tech. Computer	60	32	92	5	10	
63.	B.E. Computer	60	32	92			
	University Polytechnic						
64.	Diploma in Civil	40	22	62	18	36	
65.	Diploma in Mechanical	40	22	62			
66.	Diploma in Electrical	40	22	62			
67.	Diploma in Electronics	40	22	62			
68.	Diploma in Computer	40	22	62			
69.	Diploma in Civil (Evening)	40	22	62			
70.	Diploma in Mechanical (Evening)	40	22	62			
71.	Diploma in Electrical (Evening)	40	22	62			
72.	Diploma in Electronics (Evening)	40	22	62			
73.	Diploma in Computer (Evening)	40	22	62			
	Faculty of Architecture & Ekist.						
74.	M.Arch. (Architecture Education)	20	11	31	6	12	
75.	M.Ekistics	20	11	31			
76.	B.Arch.	40	22	62			
77.	B.Arch. (Evening)	40	22	62			
	Faculty of Education						
	Department of Educational Studies						

Sl. No	Faculty/Department	Intake capacity			Proposed Increase of Faculty	Proposed increase of Non-teaching staff	Total time required for recruitment of Faculty
		Current Intake	Increase intake (54%)	Total proposed Increase intake			
78.	I M.Phil in Education	10	5	15	3	6	
79.	I M.Ed.	21	11	32			
80.	I M.Ed. (Elementary Education)	10	5	15			
81.	I M.A. (Edu. Planning & Administration)	10	5	15			
82.	I P.G. Diploma in Educational Management	15	8	23			
	I Dept. of TT&FE (IASE)						
83.	I M.A. Education	10	5	15	16	32	
84.	I M.Ed. Spl. Education	15	8	23			
85.	I B.Ed.	200	108	308			
86.	I B.Ed. (Nursery)	20	11	32			
87.	I B.Ed. (Spl. Education)	20	11	31			
88.	I Diploma in ETE	100	54	154			
	I Dept. of Fine Arts & Art Education						
89.	I M.F.A. (Applied Art)	5	3	8	5	10	
90.	I M.F.A. (Art Education)	5	3	8			
91.	I M.F.A. (Painting)	5	3	8			
92.	I M.F.A. (Sculpture)	5	3	8			
93.	I B.F.A. in Applied Art	21	11	32			
94.	I B.F.A. in Art Education	25	14	39			
95.	I B.F.A. in Painting	15	8	23			
96.	I B.F.A. in Sculpture	5	3	8			
97.	(Certificate Course in Photography / (Commercial Art / Painting	30	16	46			
	I Faculty of Law						
98.	L.L.L.M	20	11	31	4	8	
99.	E.B.A.L.L.B.	60	33	93			
	I Faculty of Humanities & Languages						
	I Department of English						
100.	M.Phil. English	10	5	15	10	20	
101.	M.Phil. (English Literature)	10	5	15			
102.	M.A. English	25	14	39			
103.	E.B.A. (Hons.) English	40	22	62			
104.	Certificate in French	40	22	62			
105.	Certificate in Russian	10	5	15			
106.	Certificate in Italian	20	11	31			
107.	Diploma in French	20	11	31			
108.	Diploma in Russian	10	5	15			
109.	Diploma in Italian	10	5	15			
110.	AAdv. Diploma in French	20	11	31			
111.	AAdv. Diploma in Russian	10	5	15			
	D Department of Urdu						
112.	M.Phil Urdu	10	5	15	5	10	
113.	M.A. Urdu	30	16	46			
114.	B.B.A. (Hons.) Urdu	40	22	62			
115.	P.P.G. Diploma in Urdu Language P Proficiency	10	5	15			
116.	P.P.G. Diploma in Urdu Mass Media	30	16	46			
	D Department of History & Culture						
117.	M.Phil History	10	5	15	5	10	
118.	M.A. History	50	27	77			
119.	B.B.A. (Hons.) History	40	22	62			
	D Department of Hindi						
120.	M.Phil Hindi	10	5	15	8	16	
121.	M.A. Hindi	30	16	46			
122.	B.B.A. (Hons.) Hindi	30	16	46			
123.	B.B.A. (Hons.) Mass Media Hindi	30	16	46			
124.	P.P.G. Diploma in Mass Media & Creative W Writing Hindi	40	22	62			
125.	P.P.G. Diploma in T.V. Journalism	40	22	62			

Sl. No	Faculty/Department	Intake capacity			Proposed Increase of Faculty	Proposed increase of Non-teaching staff	Total time required for recruitment of Faculty
		Current Intake	Increase intake (54%)	Total proposed Increase intake			
	Department of Arabic						
126.	M.A. Arabic	30	16	46	9	18	
127.	B.A. ((Hons.) Arabic	55	30	85			
128.	Adv. Diploma in Modern Arabic	25	14	39			
129.	Diploma in Modern Arabic	40	22	62			
130.	Certificate in Modern Arabic	50	27	77			
	Department of Islamic Studies						
131.	M.A. Islamic Studies	30	16	46	4	8	
132.	B.A. ((Hons.) Islamic Studies	55	30	85			
	Department of Persian						
133.	M.A. Persian	30	16	46	7	14	
134.	B.A. ((Hons.) Persian	55	30	85			
135.	Certificate in Modern Persian	10	5	15			
136.	Adv. Diploma in Modern Persian	10	5	15			
137.	Adv. Diploma in Modern Persian	10	5	15			
138.	Certificate in Pushto	10	5	15			
139.	Diploma in Pushto	10	5	15			
140.	Adv. Diploma in Pushto	10	5	15			
	AJK Mass Communication Research Centre						
141.	M.A. Mass Communication	45	24	69	5	10	
142.	P.G. Diploma in Development Communication	30	16	46			
143.	P.G. Diploma in Journalism	20	11	31			
144.	P.G. Diploma Broadcast System maintenance	15	8	23			
	Academy of Third World Studies						
145.	M.Phil	10	5	15	2	4	
146.	Diploma in Uzbek	10	5	15			
147.	Certificate in Uzbek	20	11	31			
148.	Certificate in Kyrgyz	10	5	15			
	Centre for Management Studies						
149.	MBA	60	33	93	3	6	
	Centre for Spanish & Latin American Studies						
150.	Certificate in Spanish	40	22	62	4	8	
151.	Certificate in Portuguese	40	22	62			
	Centre for the Study of Comparative Religions & Civilizations						
152.	M.A. Comparative Religions	25	14	39	1	2	
	Nelson Mandela Centre for Peace & Conflict Resolution						
153.	P.G. Diploma in Conflict Analysis and Peace – Building	25	14	29	1	2	
	Centre for Interdisciplinary Research in Basic Sciences						
154.	M.Sc. in Interdisciplinary Sciences (with Specialisation in Physics/ Chemistry / Mathematics/ Compute Science/ Biosciences)	50	27	77	4	8	
155.	M.Sc. (Bioinformatics & Biotechnology)	30	16	46			
	TOTAL	5013	2707	7720	227	454	

Students registered for Ph.D. for 2005-2006 = 289

Information relating to Students Intake Capacity and proposed increase of Faculty and Non-Teaching Staff

Name of the University : Assam University

Sl. No.	Name of the Course /Discipline	Intake Capacity			Proposed Increase of Faculty	Proposed Increase of Non-Teaching Staff	Total time required for recruitment of Faculty
		Current Intake	Increase intake (54%)	Total proposed Intake			
1	2	3	4	5	6	7	8
1.	IM.A. (Arabic)	20	11	31	36	19	2 Years
2.	IM.Phil (Arabic)	10	5	15			
3.	IM.A. (Bangali)	50	27	77			
4.	IM.Phil (Bangali)	10	5	15			
5.	IM.A. (English)	25	14	39			
6.	IM.Phil (English)	10	6	16			
7.	IM.A. (Hindi)	30	16	46			
8.	IM.Phil (Hindi)	10	5	15			
9.	IM.A. (Linguistics)	20	11	31			
10.	IM.Phil (Lingusitics)	10	6	16			
11.	IM.A. (Manipuri)	20	11	31			
12.	IM.Phil (Manipuri)	10	5	15			
13.	IM.A. (Sanskrit)	20	11	31			
14.	IM.Phil (Sanskrit)	10	5	15			
15.	IM.A. (Economics)	50	27	77			
16.	IM.Phil (Economics)	10	6	16			
17.	IM.A. (History)	30	16	46			
18.	IM.Phil (History)	10	6	16			
19.	IB.A. LLB	35	19	54			
20.	IM.A. (Pol. Science)	50	27	77			
21.	IM.Phil (Pol. Science)	10	6	16			
22.	IB.S.W	35	19	54			
23.	IM.A. (Social Work)	30	16	46			
24.	IM.A. (Sociology)	40	22	62			
25.	IM.Phil (Sociology)	10	6	16			
26.	BFA	24	13	37			
27.	MFA	24	13	37			
28.	M.A. (Philosophy)	30	16	46			
29.	M.Phil (Philosophy)	10	6	16			
30.	M.A. (Education)	30	16	46			
31.	M.Phil (Education)	10	6	16			
32.	M.A. (Mass Communication)	30	16	46			
33.	M.Phil (Mass Communication)	10	6	16			
34.	MBA	30	16	46			
35.	M.Corn	30	16	46			
36.	M.Phil in Commerce	10	5	15			
37.	M.Sc.Ecology and Environment	24	13	37			
38.	M.Phil. Ecology and Environ.	10	5	15			
39.	M.Sc. Life Science	24	13	37			
40.	M.Phil (Life Science)	10	5	15			
41.	M.Sc. (Bio-Tech)	24	13	37			
42.	M.Phil (Bio-Tech)	10	5	15			
43.	M.Sc. (Chemistry)	24	13	37			
44.	M.Phil (Chemistry)	10	5	15			
45.	M.Sc. (Physics)	24	13	37			
46.	M.Phil (Physics)	10	5	15			
47.	M.Sc. Mathematics	30	16	46			
48.	M.Phil Mathematics	10	5	15			
49.	B.Sc.	45	24	69			
50.	Certificate/Dip	212	114	326			
	Total	1270	686	1956	36	19	

SStudents registered for Ph.D. for 2005-2006 = 50

Information relating to Students Intake Capacity and proposed increase of Faculty and Non-Teaching Staff

Name of the University : Tezpur University

Sl. No.	Name of the Course /Discipline	Intake Capacity			Proposed Increase of Faculty	Proposed Increase of Non-Teaching Staff	Total time required for recruitment of Faculty
		Current Intake	Increase intake (54%)	Total Proposed Increase intake			
1	2	3	4	5	6	7	8
1.	M.Sc. In Poly. Sc. / M.Sc. in Applied Chemistry	22	12	34	3	4	
2.	MCA	30	16	46	7	3	
3.	M.Tech. in IT	18	10	28			
4.	M.Tech. in Electronics design & Tech.	18	10	28	3	2	
5.	M.Tech. in Bioelectronics	15	8	23	3	1	
6.	M.Sc. in MBBT	20	11	31			
7.	M.A. / M.Sc. in Mathematics	35	19	54	4	4	
8.	M.Tech. in Computational Seismology	10	5	15			
9.	M.Sc. in Physics	18	10	28	3	3	
10.	M.Sc. in Nanoscience & Technology	10	5	15			
11.	M.Sc. in Food Processing Technology	10	5	15	3	4	
12.	M.Sc. in Environmental Science	15	8	23	3	2	
13.	M.Tech. in Energy Technology	18	10	28	2	1	
14.	M.A. in Cultural Studies	30	16	46	3	1	
15.	M.A. in English	30	16	46	5		
16.	Certificate in Chinese	25	14	39			
17.	M.A. in Mass Communication & Journalism	15	8	23	4	4	
18.	M.A. in Sociology	10	5	15	3	1	
19.	MBA	30	16	46	2	1	
20.	B.Tech. (CSE)	30	16	46	Included in above programme		
21.	B.Tech. (Mech.)	30	16	46	Included in above programme		
22.	B.Tech. (Elect.)	30	16	46	Included in above programme		
23.	Diploma/Certificate	40	22	62	Included in above programme		
	TOTAL	509	274	783	48	31	

Students registered for Ph.D. for 2005-2006 = 127

Information relating to Students Intake Capacity and proposed Increase of Faculty and Non-Teaching Staff

Name of the University : Nagaland University

Sl. No	Faculty/Department	Intake capacity 2005-2006			Proposed Increase of Faculty	Proposed increase of Non-teaching staff	Total time required for recruitment of Faculty
		Current Intake	Increase intake (54%)	Total proposed Increase intake			
1	2	3	4	5	6	7	8
1.	M.Sc. Geology	15	8	23	78	128	1 = 2 Years
2.	M.A. Tenyidie	30	16	46			
3.	M.A. History & Archeology	50	27	77			
4.	M.A. Education	50	27	77			
5.	M.A. English	40	22	62			
6.	Diploma / Certificate Course	20	11	31			
7.	M.Com	30	16	46			
8.	M.A. Political Science	50	27	77			
9.	M.A. Economics	30	16	46			
10.	M.A. Sociology	30	16	46			
11.	M.Sc. Geography & Resource Mgmt.	30	16	46			
12.	M.Sc. Chemistry	15	8	23			
13.	M.Sc. Zoology	15	8	23			
14.	M.Sc. Botany	15	8	23			
15.	B.Sc. (Agricultural Science)	60	32	92			
16.	IM.Sc. (Agricultural Science)	5	3	8			
17.	IM.Sc. Production & Management	5	3	8			
18.	IM.Sc. Agricultural Economics	5	3	8			
19.	IM.Sc. Agriculture Engineering	5	3	8			
20.	IM.Sc. Agricultural Extension	5	3	8			
21.	IM.Sc. Agricultural Chemistry & Soil Sci.	5	3	8			
22.	IM.Sc. Entomology	10	5	15			
23.	IM.Sc. Plant Pathology	5	3	8			
24.	IM.Sc. Horticulture	5	3	8			
25.	IM.Sc. Rural Development & Planning	5	3	8			
26.	IM.Sc. Genetics & Plant Breeding	5	3	8			
27.	IM.Sc. Soil Conservation	5	3	8			
	Total	545	296	841	78	128	

Students registered for Ph.D. for 2005-2006 = 60

Information relating to Students Intake Capacity and proposed increase of Faculty and Non-Teaching Staff

Name of the University : Mizoram University

Sl. No	Faculty/Department	Intake capacity 2005-2006			Proposed Increase of Faculty	Proposed increase of Non-teaching staff	Total time required for recruitment of Faculty
		Current Intake	Increase intake (54%)	Total proposed Increase intake			
1	2	3	4	5	6	7	8
A	School of Humanities & Education						
	Department of English						
1.	M.A. (English)	25	13	38			
	Department of Education						
2.	M.A. (Education)	20	11	31			
	Department of Mizo						
3.	M.A. (Mizo)	25	14	39			
B	School of Economics, Management and Information Sciences				27	27	
	Department of Economics						
4.	M.A. (Economics)	40	22	62			
	Department of Information Science						
5.	M. Lib.	15	8	23			
	Department of Commerce						
6.	M.A. (Commerce)	20	11	31			
C.	School of Forestry and Earth Sciences						
	Department of FEBES						
7.	M.Sc. (FEBES)	8	4	12			
	Department of Forestry						
8.	M.Sc. (Forestry)	6	3	9			
	Department of Geography						
9.	M.Sc. (Geography)	20	11	31			
	Department of Geology						
10.	M.Sc. (Geology)	10	5	15			
D	School of Social Science						
	Department of Political Science						
11.	M.A. (Pol. Sc.)	30	16	46			
	Department of Public Administration						
12.	M.A. (P.A.)	30	16	46			
	Department of History						
13.	M.A. History	30	16	46			
	Department of Psychology						
14.	M.A. (Psychology)	15	8	23			
	Department of Social Work						
15.	M.S.W.	20	11	31			
E	School of Physical Sciences						
	Deptt. of Physics						
16.	M.Sc. (Physics)	10	5	15			
	Total	324	175	499	27	27	

Students registered for Ph.D. for 2005-2006 = 65

Information relating to Students Intake Capacity and proposed increase of Faculty and Non-Teaching Staff

Name of the University : Babasaheb Bhimrao Ambedkar University

Sl. No..	Name of the Course /Discipline	Intake Capacity			Proposed Increase of Faculty	Proposed Increase of Non-Teaching Staff	Total time required for recruitment of Faculty
		Current Intake	Increase intake (54%)	Total Proposed Increase intake			
1	2	3	4	5	6	7	8
1.	M.A. in Library Information Sciences	30	16	46	7	227	1-2 Year
2.	M.Sc. (Environmental Sciences)	30	16	46	4		
3.	M.Sc.(Applied Animal Sciences)	30	16	46	7		
4.	M.Sc. (Agriculture) Hort.	30	16	46	6		
5.	M.Sc. (Bio-Tech)	30	16	46	7		
6.	MCA	30	17	47	6		
7.	LLM (HR)	30	16	46	7		
8.	M.A. History	30	16	46	7		
9.	M.A. Economics	30	17	47	7		
10.	For new Deptts.				25		
	Total	270	146	416	83	227	

Students registered for Ph.D. for 2005-2006 = 36

Information relating to Students Intake Capacity and proposed increase of Faculty and Non-Teaching Staff

Name of the University : Mahatma Gandhi Antarrashtriya Hindi Vishwavidyalaya

Sl. No.	Name of the Course /Discipline	Intake Capacity			Proposed Increase of Faculty	Proposed Increase of Non-Teaching Staff	Total time required for recruitment of Faculty
		Current Intake	Increase intake (54%)	Total proposed Increase intake			
1	2	3	4	5	6	7	8
1.	M.A. Hindi Comparative Literature	20	11	31	6 Lecturer	16	1 Year
2.	M.A. Ahimsa and Peace Studies	20	11	31			
3.	M.A. Women Studies	20	10	30			
4.	M.A. Translation Technology	20	11	31			
5.	M.A. Language Technology	20	11	31			
6.	M.A. Mass Media & Communication	20	11	31			
7.	M. Phil. Hindi Comparative Literature	20	11	31			
8.	M. Phil. Ahimsa and Peace Studies	20	10	30			
9.	M. Phil. Women Studies	20	11	31			
10.	M. Phil. Translation Technology	20	11	31			
	Total	200	108	308	6	16	

Students registered for Ph.D. for 2005-2006 = 3

Information relating to Students Intake Capacity and proposed increase of Faculty and Non-Teaching Staff

Name of the University : Maulana Azad National Urdu University

Sl. No.	Name of the Course /Discipline	Intake Capacity			Proposed Increase of Faculty	Proposed Increase of Non-Teaching Staff	Total time required for recruitment of Faculty
		Current Intake	Increase intake (54%)	Total Proposed Increase intake			
1	2	3	4	5	6	7	8
1..	B.Ed	200	108	308	8	15	1 Year
2..	M.A. in English	40	21	61			
3..	Diploma / Certificate	75	40	115			
4..	M.A. in Mass Communication & Journalism	20	11	31			
5..	M.A. in Urdu	40	22	62			
6..	M.A. Women Studies	40	22	62			
7..	MBA	40	22	62			
	Total	455	246	701	8	15	

Information relating to Students Intake Capacity and proposed increase of Faculty and Non-Teaching Staff

Name of the University : University of Allahabad

Sl. No	Faculty/Department	Intake capacity 2005-2006			Proposed Increase of Faculty	Proposed increase of Non-teaching staff	Total time required for recruitment of Faculty
		Current Intake	Increase intake (54%)	Total proposed Increase intake			
1	2	3	4	5	6	7	8
	Under Graduate						
1.	Arts	2390	1290	3680	12	27	
2.	Commerce	375	202	577			
3.	Law	320	172	492			
4.	Science	680	367	1047			
	Total - I	3765	2031	5796	12	27	
	Post Graduate						
	Arts Faculty						
5.	Ancient History	100	54	154	8	15	
6.	Anthropology	20	11	31	2	1	
7.	Arabic & Persian	38	20	58	4	2	
8.	Education	20	11	31	15	10	
9.	English	170	92	262	14	4	
10.	Geography	75	41	116	9	19	
11.	Hindi	200	108	308	4	6	
12.	Medieval & Modern History	110	59	169	6	8	
13.	Music	85	46	131	8	11	
14.	Philosophy	100	54	154	8	6	
15.	Political Science	75	41	116	10	8	
16.	Psychology	30	16	46	3	2	
17.	Sanskrit	160	86	246	10	5	
18.	Urdu	90	49	139	2	1	
19.	Visual Arts	20	11	31	11	11	
	Commerce Faculty						
20.	Commerce & Business Admin.	205	110	315	15	11	
21.	Economic	120	65	185	13	7	
	Law Faculty						
22.	Law	30	16	46	10	13	
	Science Faculty						
23.	Botany	40	22	62	14	16	
24.	Biochemistry	14	8	22	3	6	
25.	Chemistry	70	38	108	6	5	
26.	Defence & Strategic Studies	15	8	23	5	6	
27.	Earth & Planetary Science	10	5	15	3	4	
28.	Electronics and Communication	48	26	74	19	26	
29.	Mathematics	120	65	185	12	13	
30.	Physics (including centre for Biotech.)	40	22	62	28	29	
31.	Statistics	20	11	31	4	1	
32.	Zoology	40	22	62	2	15	
	Total - II	2065	1117	3182			
	Diploma/Certificate	300	162	462			
	Grand Total	6130	3310	9440	259	288	

Sl. No	Faculty/Department	Intake capacity 2005-2006			Proposed Increase of Faculty	Proposed increase of Non-teaching staff	Total time required for recruitment of Faculty
		Current Intake	Increase intake (54%)	Total proposed Increase intake			
	Affiliated Colleges						
33.	Allahabad Degree College (BA/ B.Sc/ B.Com/ LL.B.)	2315	1250	3565	50	52	
34.	Arya Kanya Degree College (B.A.)	727	393	1120	12	6	
35.	Chaudhary Mahadev Prasad Degree College (BA/ B.Sc/ B.Com/ LL.B.)	3496	1888	5384	69	81	
36.	Ewing Christian College (BA/ B.Sc./ B.Ed)	1310	707	2017	-	-	
37.	Iswar Saran Degree College (BA/ B.Sc/ B.Com)	1530	826	2356	18	18	
38.	Hamidia Girls Degree College (BA/ B.Com)	710	383	1093	8	4	
39.	Jagat Taran Girls Degree College (BA/ B.Com)	757	409	1166	13	10	
40.-	K.P. Training College (B.Ed.)	80	43	123	1	4	
41.	Rajarshi Tandon Girls Degree College (BA)	293	158	451	5	4	
42.	S.S. Khanna Girls Degree College (BA/ B.Sc./ B.Com/ B.Ed.)	1035	559	1594	24	16	
43.	S.P. Mukherji Govt. Degree College (BA/ B.Sc./ B.Com)	520	281	801	16	18	
	TOTAL	12773	6897	19670	216	213	

Students registered for Ph.D. for 2005-2006 = 405

in Rupees Crores

Education offered by	Present Enrollment	Proposed Increase	Capital Investment Required					Total Without Phasing	Recurrent Expenditure				
			Year 1	Year 2	Year 3	Year 4	Year 5		Year 1	Year 2	Year 3	Year 4	Year 5
Central University	92011	49689	1486.2	945.74	270.21	0	0	2702.11	212.24	424.48	606.4	606.4	606.4
IITs	29671	16440	1680.5	1681.6	929.92	906.26	305.5	5503.82	320.77	641.55	823.55	1000	1053.7
Ag College Univ	825	454	99.76	2.01	0.58	0.2	0.2	102.75	12.27	16.32	20.14	21.64	22.34
IIMs	1791	966	25.57	178.96	153.4	153.4		511.33	17.75	26.62	44.37	44.37	44.37
Medical	993	565	1316.5	268.88	143.42	40.5	14.68	1783.98	81.17	125.74	143.94	333.5	343.31
Grand Total	125291	68114	4608.5	3077.2	1497.53	1100.36	320.38	10603.99	644.2	1234.71	1638.4	2006	2070.2

Education offered by	Proposed Increase	Total Recurrent exp when all additional Students are enrolled	Total Capital investment required in 5 years	Capital Investment per additional Student	Recurrent Expenditure per additional
Central Univers	49689	2455.92	5158.03	0.10	0.05
IITs	16440	3840	9343.82	0.57	0.23
Ag College Univ	454	92.71	195.46	0.43	0.20
IIMs	966	177.48	688.81	0.71	0.18
Medical	565	1027.69	2811.67	4.98	1.82
Grand Total	68114	7593.8	18197.79	0.27	0.11

Information relating to Students Intake Capacity and proposed increase of Faculty and Non-Teaching Staff

Naame of the University : Manipur University

Sl. No..	Name of the Course /Discipline	Intake Capacity			Proposed Increase of Faculty	Proposed Increase of Non-Teaching Staff	Total time required for recruitment of Faculty
		Current Intake	Increase intake (54%)	Total proposed Increase intake			
1	2	3	4	5	6	7	8
1.	M.A. in English	60	32	92	47	88	
2.	M.A. in Hindi	30	16	46			
3.	M.A. in Linguistics	30	16	46			
4.	M.A. in Manipuri	90	49	139			
5.	M.A. in Philosophy	30	16	46			
6.	M.A. Manipuri Dance	10	5	15			
7.	M.Com	40	22	62			
8.	M.A. in Economics	65	35	100			
9.	M.A. in Education	30	16	46			
10.	M.A. in History	70	38	108			
11.	M.A. Political Science	80	43	123			
12.	M.A. Adult Education	6	3	9			
13.	M.A. Library & Information Science	46	25	71			
14.	MBA	30	16	46			
15.	M.I.Sc. Anthropology	20	11	31			
16.	M.I.Sc. Biochemistry	12	7	19			
17.	M.I.Sc. In Chemistry	30	16	46			
18.	MICA	40	22	62			
19.	M.I.Sc. Earth Sciences	12	7	19			
20.	M.I.Sc. Geography	25	14	39			
21.	M.I.Sc. Life Sciences	56	30	86			
22.	M.I.Sc. Mathematics	45	24	69			
23.	M.I.Sc. Physics	30	16	46			
24.	M.I.Sc. Statistics	24	13	37			
25.	Diploma/Certificate	60	32	92			
	Total	971	524	1495	47	88	

Students registered for Ph.D. for 2005-2006 = 225

NUEPA DC



DI4075

