


कायालय उपयोग हेतु


राजस्थान सरकार

राजस्थान में



1999—2000

NUEPA DC



DC39

निदेशालय,
प्रारम्भिक शिक्षा, राजस्थान,
बीकानेर

LIBRARY & DOCUMENTATION CENTER

National Institute of Educational
Planning and Administration.

17-B, Sri Aurobindo Marg.

New Delhi-110002

DOC. No.

DC-39

Date

12-3-2007

—:: प्राक्कथन ::—

राजस्थान में विद्यालय स्तर की शिक्षा में वर्ष 1999-2000 में हुई प्रगति की संख्यात्मक जानकारी को प्रदर्शित करने के उद्देश्य से यह पुस्तक प्रकाशित की जा रही है। इसमें प्रारम्भिक शिक्षा से सम्बन्धित नवीन संख्यात्मक सूचनाओं का समावेश किया गया है।

प्रस्तुत प्रकाशन तीन खण्डों में विभाजित किया गया है। प्रथम खण्ड में जनसंख्या विभिन्न आयु वर्ग में बालकों की जनसंख्या, साक्षरता में अभिवृद्धि, विद्यालयों की संख्या तथा उनमें नामांकन एवं विद्यालयों में छात्रों के ठहराव के आंकड़ों को विभिन्न काल श्रेणियों में दर्शाया गया है जिससे इन आंकड़ों की समसामयिक तुलना की जानी सहज सम्भव हो सकी है। समकों को प्रथम दृष्टया बोधगम्य बनाने के लिए काल श्रेणी के समकों को चार्ट्स के माध्यम से भी दर्शाया गया है।

प्रकाशन के द्वितीय खण्ड में वर्ष 1999-2000 में प्रबन्ध अनुसार, ग्रामीण क्षेत्रानुसार एवं जनजाति क्षेत्रा में विद्यालय, नामांकन, एवं अध्यापकों के राज्य स्तरीय समकों को दर्शाया गया है। साथ ही अनुसूचित जाति एवं जनजाति के अध्यापकों, कुल कक्षावार नामांकन अनुसूचित जाति एवं जन जाति के कक्षावार नामांकन का पृथक समावेश कर योजना निर्माण के आधारभूत आंकड़ों को सहज सुलभ करवाने का प्रयास किया गया है।

प्रकाशन के तृतीय खण्ड में जिला स्तरीय शिक्षा समकों को सम्मिलित कर प्रकाशन को वृहत जानकारी युक्त बनाने का प्रयास किया गया है। इस खण्ड में जिलानुसार एवं प्रबन्ध अनुसार विद्यालय, नामांकन, कक्षावार नामांकन एवं अध्यापकों की संख्या को दिखाया गया है। इसी प्रकार जिलेवार अनुसूचित जाति एवं जनजाति के नामांकन तथा जिलेवार ग्रामीण क्षेत्रा में विद्यालय नामांकन एवं अध्यापक संख्या का समावेश कर जिला स्तरीय योजना एवं कार्यक्रमों के लिए वांछित सांख्यिकीय सूचनाओं को एक ही स्थान पर उपलब्ध करवाने का प्रयत्न किया गया है।

मुझे विश्वास है कि प्रस्तुत प्रकाशन विद्यालय शिक्षा की प्रगति का दिग्दर्शन करवाने एवं विभिन्न काल श्रेणियों में विद्यालय शिक्षा के क्षेत्रा में की गयी प्रगति का तुलनात्मक अध्ययन करने में शिक्षाविदों, योजना निर्माण कर्ताओं एवं शिक्षा की प्रगति में अभिरुचि रखने वाले प्रत्येक व्यक्ति के लिए उपयोगी सिद्ध होगा। आपके उपयोगी सुझावों से प्रकाशन को और अधिक लाभकारी बनाया जा सकता है। अतएव आपके बहुमूल्य सूझाव अपेक्षित है।

दिनांक : 18-09-2001



(एम. एस .खान)

निदेशक,
प्रारम्भिक शिक्षा, राजस्थान,
बीकानेर

प्रकाशन से सम्बद्ध अधिकारी एवं कर्मचारी

सांख्यिकी अनुभाग

- ❖ श्री चम्पालाल जीनगर, अपर निदेशक
- ❖ श्री कालूलाल चन्द्रसेन, उपनिदेशक
- ❖ श्रीमती चन्द्रलता सूदन, सहायक निदेशक
- ❖ श्री चन्द्रपाल सिंह, वरि. उप जि.शि.अधिकारी
- ❖ श्री दिलीप हर्ष, सांख्यिकी सहायक
- ❖ श्री शिवरतन स्वामी, वरिष्ठ लिपिक
- ❖ श्री बृजभूषण व्यास, संगणक

कम्प्यूटर अनुभाग

- ❖ श्री राकेश गोस्वामी, कनिष्ठ लिपिक
- ❖ श्री अनिल पुरोहित, कनिष्ठ लिपिक
- ❖ श्री मनमोहन गहलोत, कनिष्ठ लिपिक

CONTENTS

S. NO.	PARTICULARS	PAGE NO.
PART- I		
SELECTED STATISTICAL TABLES AND TIME SERIES DATA ON EDUCATION.		
1.	Important Population Data	1
2.	State Administration Structure	2
3.	Growth of Population in Rajasthan (1901-1991)	3
4.	Projected Population of Rajasthan (1996-2011)	4
5.	Projected Child Population of Rajasthan (Age Group 6-11)	5
6.	Projected Child Population of Rajasthan (Age Group 11-14)	6
7.	Growth of Literacy in Rajasthan (1901-1991)	7
8.	Educational Institution in Rajasthan (1950-1951 to 1999-2000)	8
9.	Enrolment at Primary Stage (1950-1951 to 1999-2000)	9
10.	Enrolment at Upper Primary Stage (1950-1951 to 1999-2000)	10
11.	Retention Rate at Primary Stage (1980-1981 to 1999-2000)	11
12.	Retention Rate at Upper Primary Stage (1980-1981 to 1999-2000)	12
13.	Enrolment of S.C. at Primary Stage (1990-1991 to 1999-2000)	13
14.	Enrolment of S.C. at Upper Primary Stage (1990-1991 to 1999-2000)	14
15.	Enrolment of S.T. at Primary Stage (1990-1991 to 1999-2000)	15
16.	Enrolment of S.T. at Upper Primary Stage (1990-1991 to 1999-2000)	16
17.	Stage wise Gross Enrolment Ratio (1950-1951 to 1999-2000)	17
18.	Number of Teachers (1950-1951 to 1999-2000) and Teachers Pupil Ratio	18

PART- II
STATE TABLES 1998-99

1.	Management wise Schools	19
2.	Management wise Enrolment	20
3.	Class wise Enrolment	21
4.	Management wise SC Enrolment	22
5.	Management wise ST Enrolment	23
6.	Class wise SC Enrolment	24
7.	Class wise ST Enrolment	25
8.	Management wise Teachers	26
9.	Trained-Untrained Teachers	27
10.	Post wise Classification of Teachers	28
11.	Trained-Untrained SC Teachers	29
12.	Trained-Untrained ST Teachers	30
13.	Management wise Schools in Rural Area	31
14.	Management wise Enrolment in Rural Area	32
15.	Management wise SC Enrolment in Rural Area	33
16.	Management wise ST Enrolment in Rural Area	34
17.	Management wise Teachers in Rural Area	35
18.	Trained-Untrained SC Teachers in Rural Area	36
19.	Trained-Untrained ST Teachers in Rural Area	37
20.	Management wise Schools in Tribal Area	38
21.	Management wise Enrolment in Tribal Area	39
22.	Management wise Teachers in Tribal Area	40
23.	Management wise Sanskrit Institutions	41
24.	Management wise Enrolment in Sanskrit Institutions	42
25.	Trained-Untrained Teachers in Sanskrit Institutions	43

PART- III
DISTRICT TABLES 1998-99

1.	DISTRICT WISE & MANAGEMENT WISE SCHOOLS	
	1. Pre-Primary Schools	44
	2. Primary Schools	45
	3. Upper -Primary Schools	46
	4. Pre-Primary to Upper-Primary Schools (Consolidated)	47
2.	DISTRICT WISE & MANAGEMENT WISE ENROLMENT	
	1. Pre-Primary Schools	48
	2. Primary Schools	49
	3. Upper -Primary Schools	50
	4. Pre-Primary to Upper-Primary Schools (Consolidated)	51
3.	DISTRICT WISE & MANAGEMENT WISE SC ENROLMENT	
	1. Pre-Primary Schools	52
	2. Primary Schools	53
	3. Upper -Primary Schools	54
	4. Pre-Primary to Upper-Primary Schools (Consolidated)	55
4.	DISTRICT WISE & MANAGEMENT WISE ST ENROLMENT	
	1. Pre-Primary Schools	56
	2. Primary Schools	57
	3. Upper -Primary Schools	58
	4. Pre-Primary to Upper-Primary Schools (Consolidated)	59
5.	DISTRICT WISE & CLASS WISE ENROLMENT	
	1. Pre-Primary to Class 5 th	60
	2. Class 6 th to Class 8 th	61
6.	DISTRICT WISE & CLASS WISE SC ENROLMENT	
	1. Pre-Primary to Class 5 th	62
	2. Class 6 th to Class 8 th	63

S.NO	PARTICULARS	PAGE NO.
7.	DISTRICT WISE & CLASS WISE ST ENROLMENT	
	1. Pre-Primary to Class 5 th	64
	2. Class 6 th to Class 8 th	65
8.	DISTRICT WISE & MANAGEMENT WISE TEACHERS	
	1. Pre-Primary Schools	66
	2. Primary Schools	67
	3. Upper -Primary Schools	68
	4. Pre-Primary to Upper-Primary Schools (Consolidated)	69
9.	DISTRICT WISE & TRAINING WISE TEACHERS	
	1. Pre-Primary Schools	70
	2. Primary Schools	71
	3. Upper -Primary Schools	72
	4. Pre-Primary to Upper-Primary Schools (Consolidated)	73
10.	DISTRICT WISE & TRAINING WISE SC TEACHERS	
	1. Pre-Primary Schools	74
	2. Primary Schools	75
	3. Upper -Primary Schools	76
	4. Pre-Primary to Upper-Primary Schools (Consolidated)	77
11.	DISTRICT WISE & TRAINING WISE ST TEACHERS	
	1. Pre-Primary Schools	78
	2. Primary Schools	79
	3. Upper -Primary Schools	80
	4. Pre-Primary to Upper-Primary Schools (Consolidated)	81
12.	DISTRICT WISE & POST WISE TEACHERS	
	1. Pre-Primary Schools	82
	2. Primary Schools	83
	3. Upper -Primary Schools	84
	4. Pre-Primary to Upper-Primary Schools (Consolidated)	85

S.NO	PARTICULARS	PAGE NO.
13.	DISTRICT WISE & MANAGEMENT WISE SCHOOLS IN RURAL AREA	
	1. Pre-Primary Schools	86
	2. Primary Schools	87
	3. Upper -Primary Schools	88
	4. Pre-Primary to Upper-Primary Schools (Consolidated)	89
14.	DISTRICT WISE & MANAGEMENT WISE ENROLMENT IN RURAL AREA	
	1. Pre-Primary Schools	90
	2. Primary Schools	91
	3. Upper -Primary Schools	92
	4. Pre-Primary to Upper-Primary Schools (Consolidated)	93
15.	DISTRICT WISE & MANAGEMENT WISE SC ENROLMENT IN RURAL AREA	
	1. Pre-Primary Schools	94
	2. Primary Schools	95
	3. Upper -Primary Schools	96
	4. Pre-Primary to Upper-Primary Schools (Consolidated)	97
16.	DISTRICT WISE & MANAGEMENT WISE ST ENROLMENT IN RURAL AREA	
	1. Pre-Primary Schools	98
	2. Primary Schools	99
	3. Upper -Primary Schools	100
	4. Pre-Primary to Upper-Primary Schools (Consolidated)	101

S.NO	PARTICULARS	PAGE NO
17.	DISTRICT WISE & MANAGEMENT WISE TEACHERS IN RURAL AREA	
	1. Pre-Primary Schools	102
	2. Primary Schools	103
	3. Upper -Primary Schools	104
	4. Pre-Primary to Upper-Primary Schools (Consolidated)	105
18.	DISTRICT WISE & MANAGEMENT WISE SC TEACHERS IN RURAL AREA	
	1. Pre-Primary Schools	106
	2. Primary Schools	107
	3. Upper -Primary Schools	108
	4. Pre-Primary to Upper-Primary Schools (Consolidated)	109
19.	DISTRICT WISE & MANAGEMENT WISE ST TEACHERS IN RURAL AREA	
	1. Pre-Primary Schools	110
	2. Primary Schools	111
	3. Upper -Primary Schools	112
	4. Pre-Primary to Upper-Primary Schools (Consolidated)	113
20.	Rajiv Gandhi Swarna Jayanti Pathshala Classwise Enrolment	114

नोट -

1. इस पुस्तक में माध्यमिक एवं उच्च माध्यमिक विद्यालयों में अध्ययनरत कक्षा 1 से 8 (6 से 14 आयु वर्ग) के छात्र-छात्राओं की संख्या को सम्मिलित नहीं किया गया है ।
2. राजीव गांधी स्वर्ण जयन्ती पाठशालाओं से सम्बन्धित समंक, स्थानीय निकाय की सूचनाओं में सम्मिलित है ।

PART-I

SELECTED STATISTICAL TABLES

AND

TIME SERIES DATA ON EDUCATION

IMPORTANT POPULATION DATA 1991

1

SN0.	RAJASTHAN		INDIA
1. GEOGRAPHICAL AREA (Sq.Km.)		342239	3287259
2. TOTAL DISTRICT	1999	32	462
3. TOTAL POPULATION	1991	TOTAL MALE FEMALE	843930861 437597929 406332932
		44005990 23042780 20963210	
4. SEX RETIO	1981 1991	919 910	934 926
5. DENSITY (Sq.Km.)	1981 1991	100 129	216 267
6. GROWTH RATE	71-81 81-91	32.97 28.44	24.66 23.50
7. LITERACY PERCENTAGE	1981	TOTAL MALE FEMALE	43.56 56.37 29.75
	1991	TOTAL MALE FEMALE	52.21 64.13 39.29
8. %g OF S.C.POPULATION	1991	TOTAL RURAL URBAN	16.48 - -
TO TOTAL POPULATION		17.29 17.98 14.95	
9. %g OF S.T.POPULATION	1991	TOTAL RURAL URBAN	08.08 - -
TO TOTAL POPULATION		12.44 15.38 02.53	
10. %g OF RURAL POPULATION		77.12	-
TO TOTAL POPULATION			

ADMINISTRATIVE STRUCTURE

2

SNO.	ITEM	YEAR	UNIT	DETAIL
1.	AREA	1991	LACK Sq.Km.	03.42
2.	DISTRICT	1999	Number	32
3.	SUB-DIVISION	1998	Number	105
4.	TEHSIL	1998	Number	241
5.	MUNICIPALITIES	1997	Number	182
6.	PANCHAYAT SAMITI	1998	Number	237
7.	GRAM PANCHAYAT	1998	Number	9184
8.	TOTAL VILLAGE	1991	Number	39810
9.	TOTAL INHABITED VILLAGE	1991	Number	37889
10.	TOTAL URBAN TOWN/CITIES	1991	Number	222

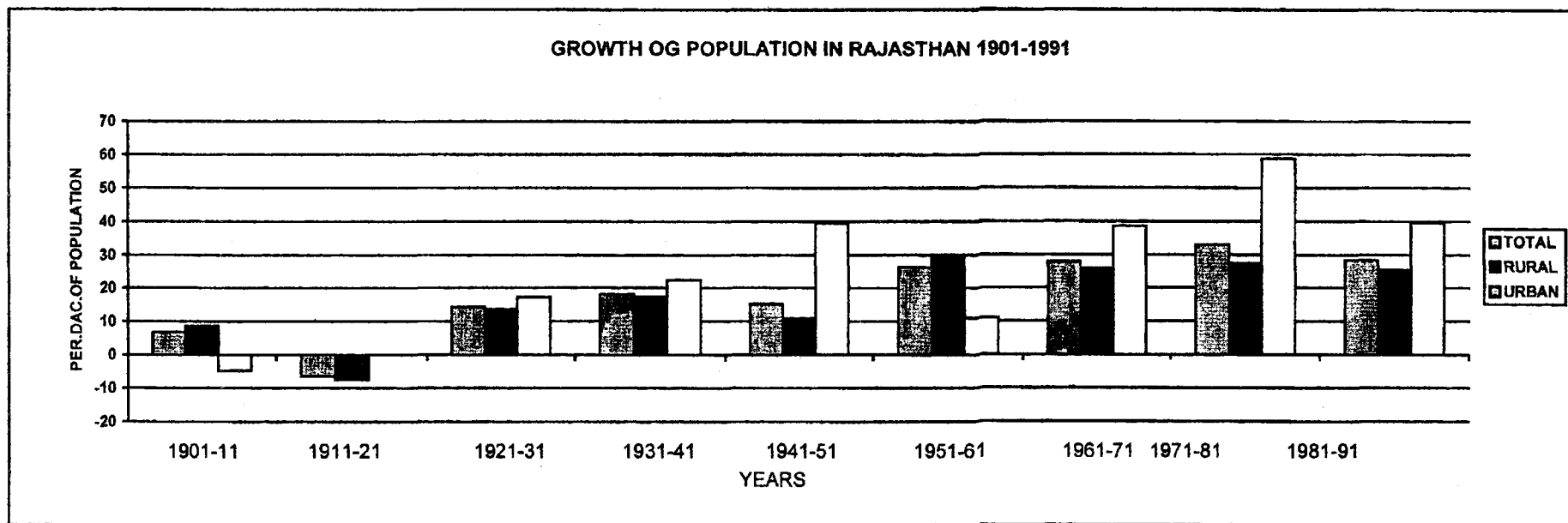
(SOURCE : BASIC STATISATICS 1999)

GROWTH OF POPULATION IN RAJASTHAN 1901-1991

PERCENTAGE DECADAL VARIATIONS OF POPULATION

3

YEAR	TOTAL	RURAL	URBAN
1901-11	06.70	08.70	-04.80
1911-21	-06.30	-07.30	-
1921-31	14.10	13.60	17.20
1931-41	18.00	17.30	22.40
1941-51	15.20	10.80	39.60
1951-61	26.20	29.60	11.00
1961-71	27.80	25.80	38.50
1971-81	33.00	27.50	58.70
1981-91	28.40	25.50	39.60

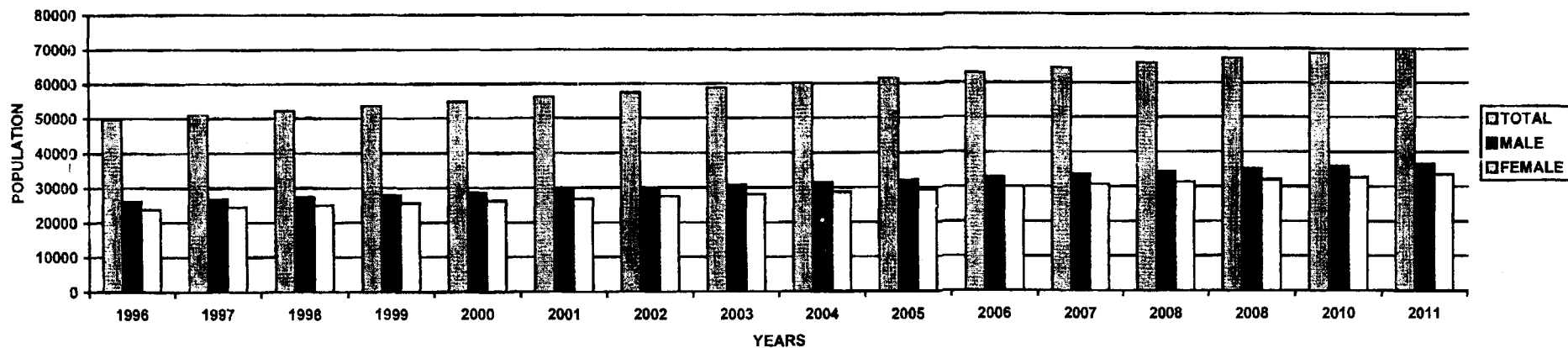


SOURCE Census

PROJECTED POPULATION OF RAJASTHAN 1996-2011

				FIGURES IN THOUSAND			
<u>YEAR</u>	<u>TOTAL</u>	<u>MALE</u>	<u>FEMALE</u>	<u>YEAR</u>	<u>TOTAL</u>	<u>MALE</u>	<u>FEMALE</u>
1996	49828	26063	23765	2004	60083	31431	28652
1997	51040	26698	24342	2005	61455	32149	29306
1998	52271	27342	24929	2006	62847	32877	29970
1999	53523	27997	25526	2007	64259	33616	30643
2000	54795	28663	26132	2008	65691	34366	31325
2001	56087	29339	26748	2009	67143	35126	32017
2002	57399	30026	27373	2010	68615	35896	32719
2003	58731	30723	28008	2011	70107	36677	33430

PROJECTED POPULATION OF RAJASTHAN 1996-2011

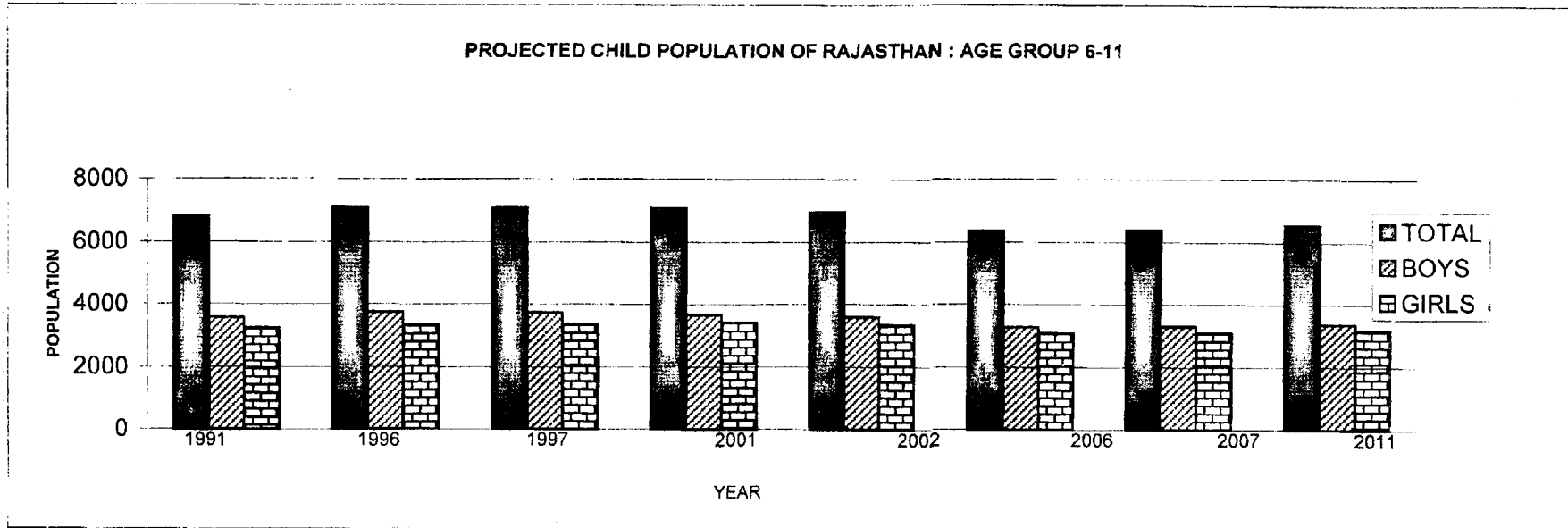


PROJECTED CHILD POPULATION OF RAJASTHAN : AGE GROUP 6-11

Fig- in thousand

YEAR	TOTAL	BOYS	GIRLS
1991	6794	3559	3235
1996	7077	3741	3336
1997	7076	3726	3350
2001	7073	3667	3406
2002	6929	3588	3341
2006	6351	3272	3079
2007	6388	3291	3097
2011	6537	3367	3170

5

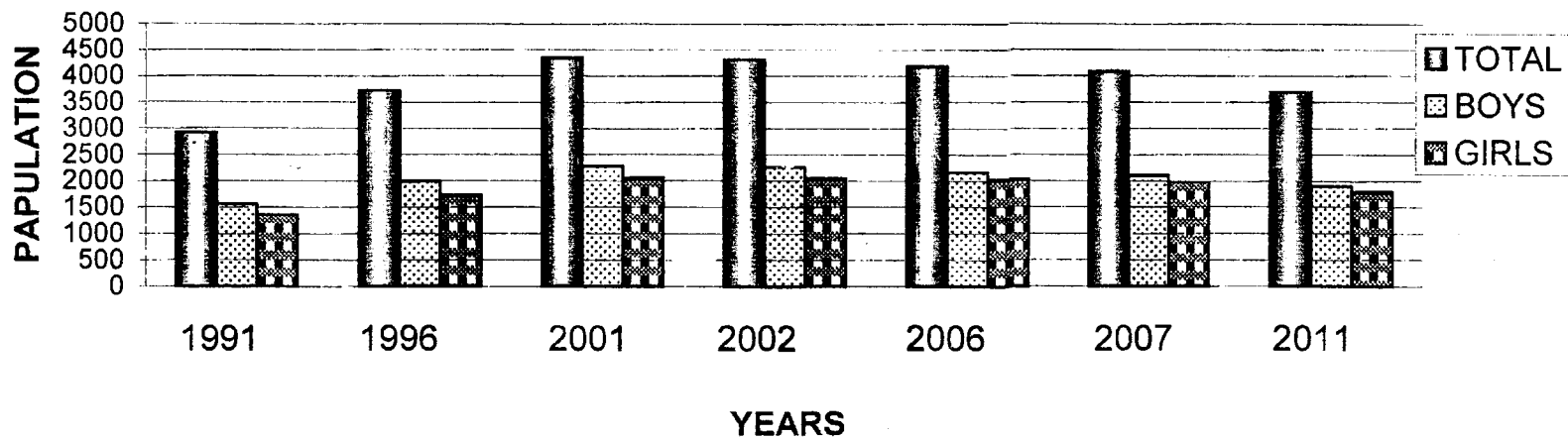


PROJECTED CHILD POPULATION OF RAJASTHAN : AGE GROUP 11-14

Fig. In Thousand)

YEAR	TOTAL	BOYS	GIRLS
1991	2913	1557	1356
1996	3716	1994	1722
2001	4342	2286	2056
2002	4309	2260	2049
2006	4177	2156	2021
2007	4080	2105	1975
2011	3692	1902	1790

PROJECTED CHILD POPULATION OF RAJASTHAN : AGE GROUP 11-14

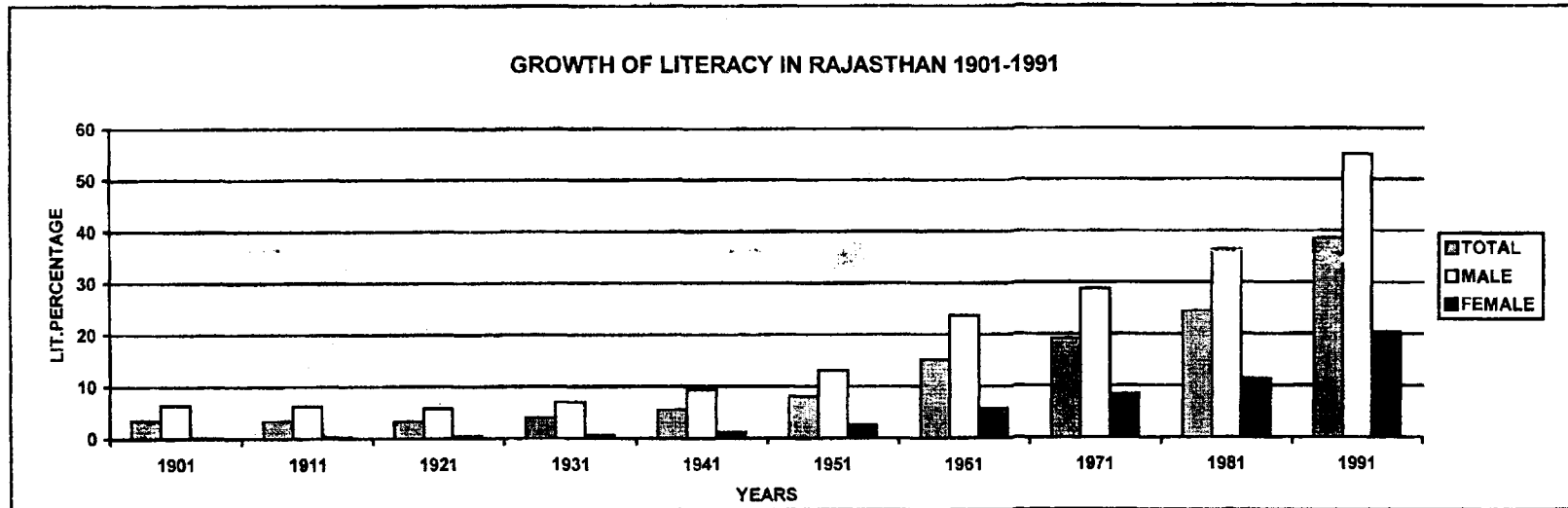


GROWTH OF LITERACY IN RAJASTHAN 1901-91

LITERACY PERCENTAGE

7

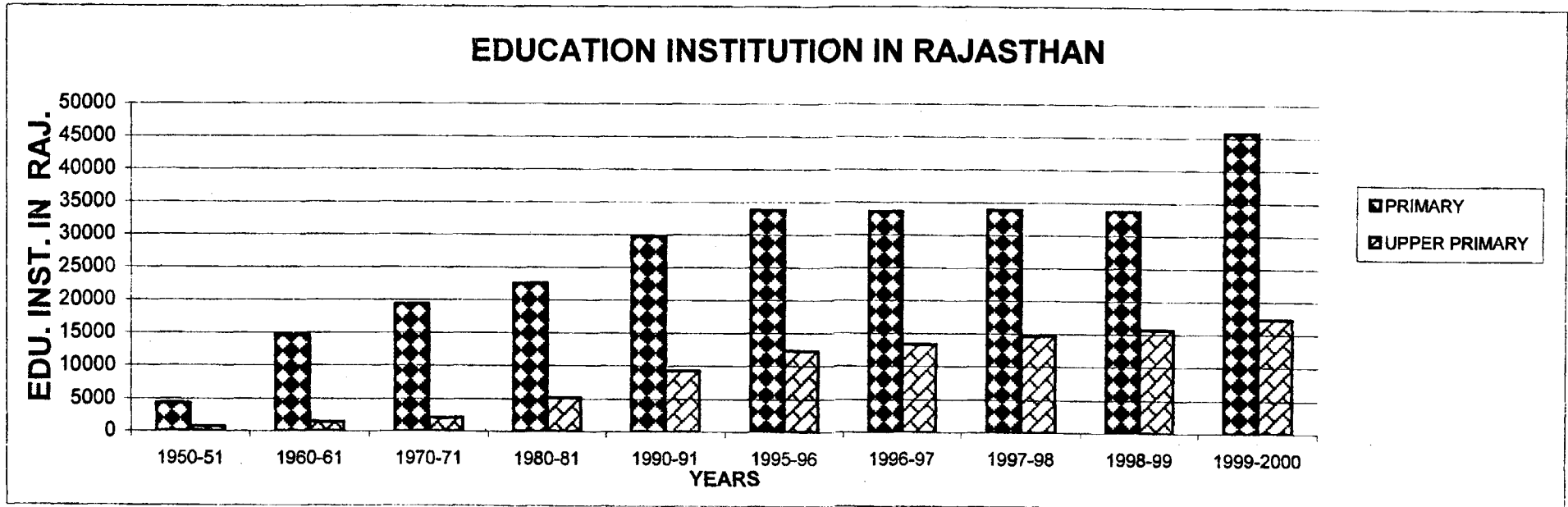
YEAR	TOTAL	MALE	FEMALE
1901	03.47	06.42	00.21
1911	03.41	06.24	00.30
1921	03.25	05.78	00.42
1931	03.96	07.01	00.60
1941	05.46	09.36	01.16
1951	08.02	13.09	02.51
1961	15.21	23.71	05.84
1971	19.07	28.74	08.46
1981	24.38	36.30	11.42
1991	38.55	54.99	20.44



SOURCE: Census

EDUCATION INSTITUTION IN RAJASTHAN

YEAR	PRIMARY	UPPER PRIMARY
1950-51	4336	732
1960-61	14548	1416
1970-71	19330	2042
1980-81	22510	5200
1990-91	29817	9230
1995-96	33758	12276
1996-97	33584	13283
1997-98	33839	14634
1998-99	33692	15655
1999-2000	45716	17329



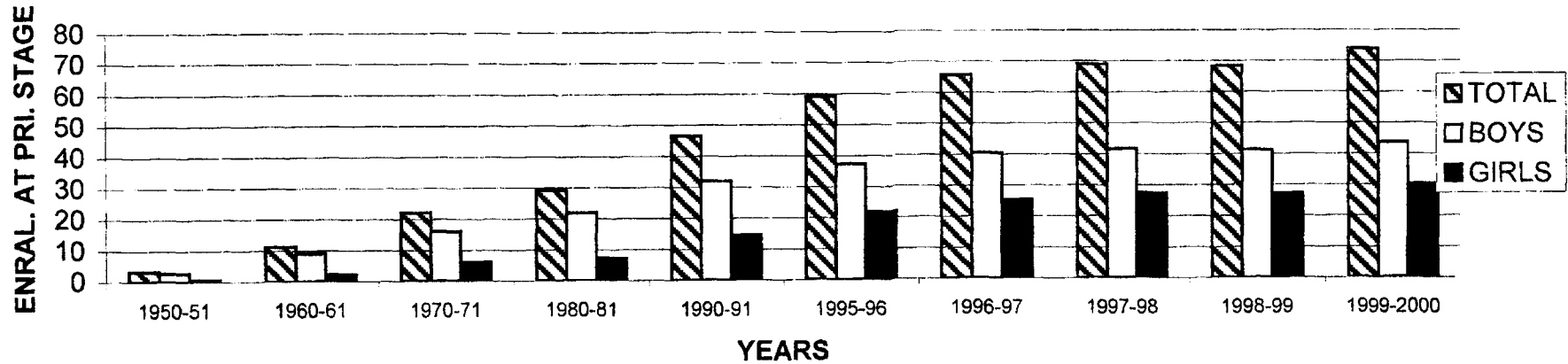
ENROLMENT IN EDUCATIONAL INSTITUTIONS IN RAJASTHAN

ENROLMENT AT PRIMARY STAGE (CLASS 1-5) (Enrolment in laks)

YEAR	TOTAL	BOYS	GIRLS
1950-51	3.30	2.75	0.55
1960-61	11.14	8.99	2.15
1970-71	22.05	16.00	6.05
1980-81	29.07	21.85	7.22
1990-91	46.41	31.95	14.46
1995-96	59.04	37.20	21.84
1996-97	65.59	40.40	25.19
1997-98	68.95	41.64	27.31
1998-99	68.27	41.20	27.07
1999-2000	73.81	43.60	30.21

9

ENROLMENT IN EDUCATIONAL INSTITUTIONS IN RAJASTHAN



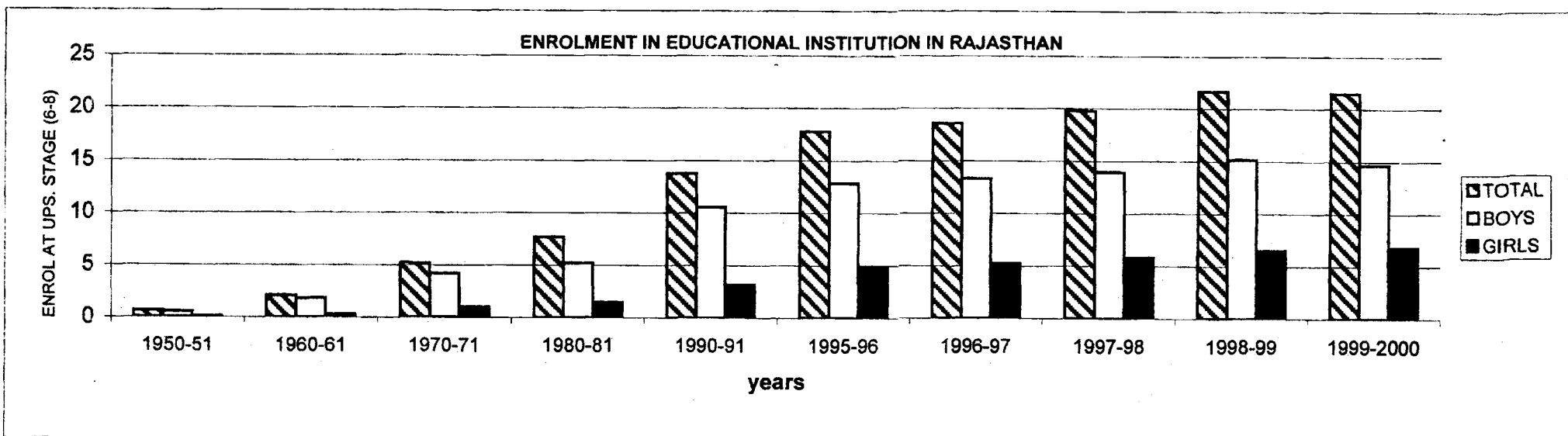
ENROLMENT IN EDUCATIONAL INSTITUTION IN RAJASTHAN

ENROLMENT AT UPPER PRIMARY STAGE (CLASS 6-8)

Enrolment in laks

YEAR	TOTAL	BOYS	GIRLS
1950-51	0.61	0.52	0.09
1960-61	2.07	1.79	0.28
1970-71	5.18	4.19	0.99
1980-81	7.66	5.20	1.46
1990-91	13.73	10.55	3.18
1995-96	17.77	12.85	4.92
1996-97	18.56	13.31	5.25
1997-98	19.78	13.96	5.82
1998-99	21.67	15.16	6.51
1999-2000	21.47	14.67	6.80

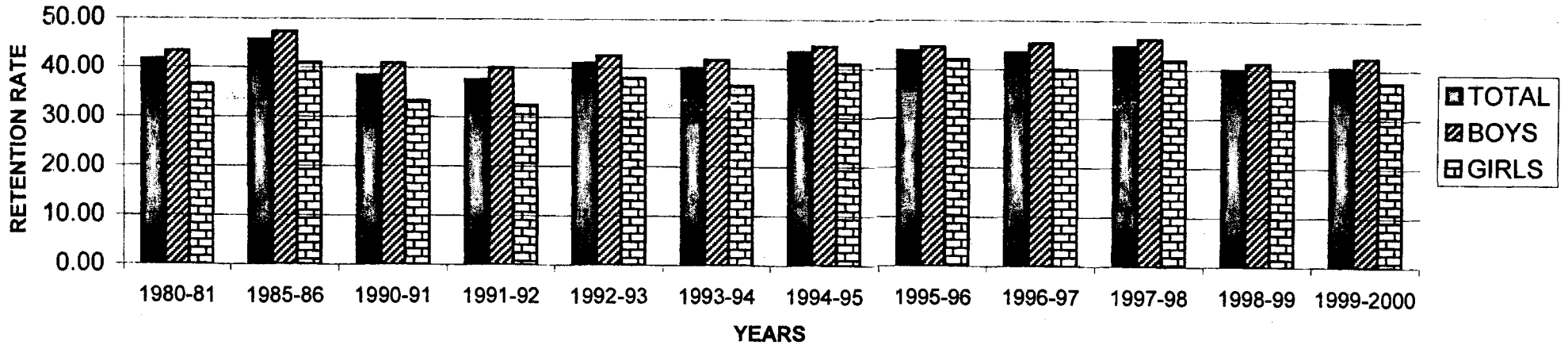
10



RETENTION RATE AT PRIMARY STAGE (CLASS 1-5)

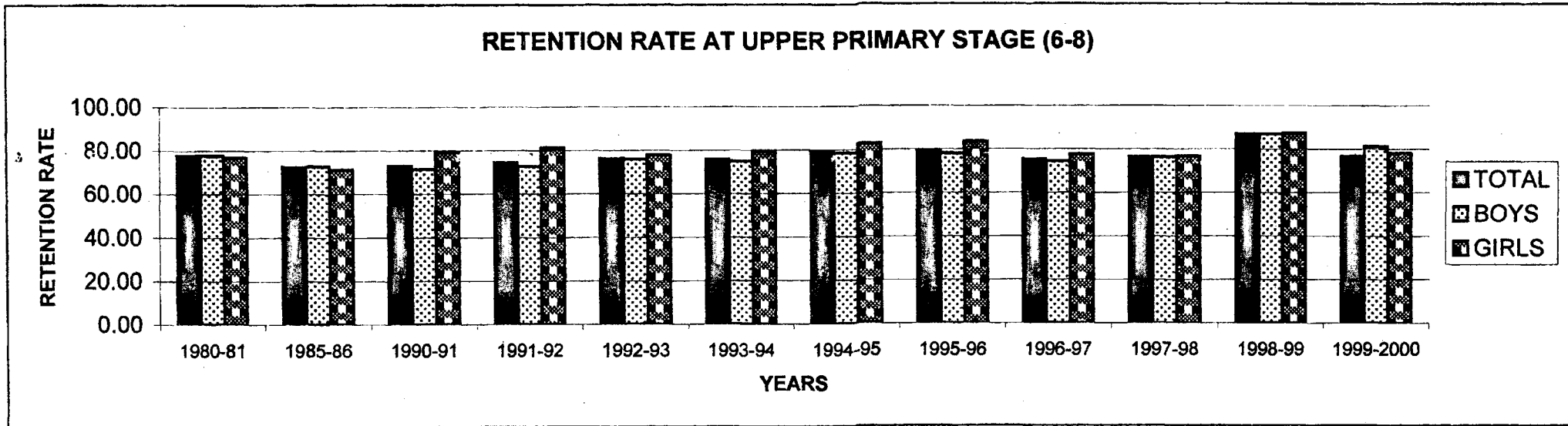
YEARS	TOTAL	BOYS	GIRLS
1980-81	41.60	43.30	36.60
1985-86	45.70	47.30	40.90
1990-91	38.40	40.80	33.20
1991-92	37.60	40.00	32.40
1992-93	41.00	42.50	38.00
1993-94	40.00	41.70	36.50
1994-95	43.40	44.50	41.00
1995-96	43.70	44.50	42.00
1996-97	43.40	45.30	40.00
1997-98	44.65	46.20	41.90
1998-99	40.03	41.27	38.00
1999-2000	40.42	42.38	37.47

RETENTION RATE AT PRIMARY STAGE (CLASS 1-5)



RETENTION RATE AT PRIMARY STAGE (CLASS 6-8)

YEARS	TOTAL	BOYS	GIRLS
1980-81	77.70	77.80	77.00
1985-86	72.50	72.80	71.30
1990-91	73.10	71.40	79.50
1991-92	74.50	72.60	81.30
1992-93	76.40	75.90	78.00
1993-94	76.10	74.90	79.70
1994-95	79.60	78.60	82.80
1995-96	79.40	78.00	83.60
1996-97	75.20	74.40	77.60
1997-98	76.43	76.25	76.88
1998-99	87.07	86.95	87.36
1999-2000	76.74	81.27	78.09

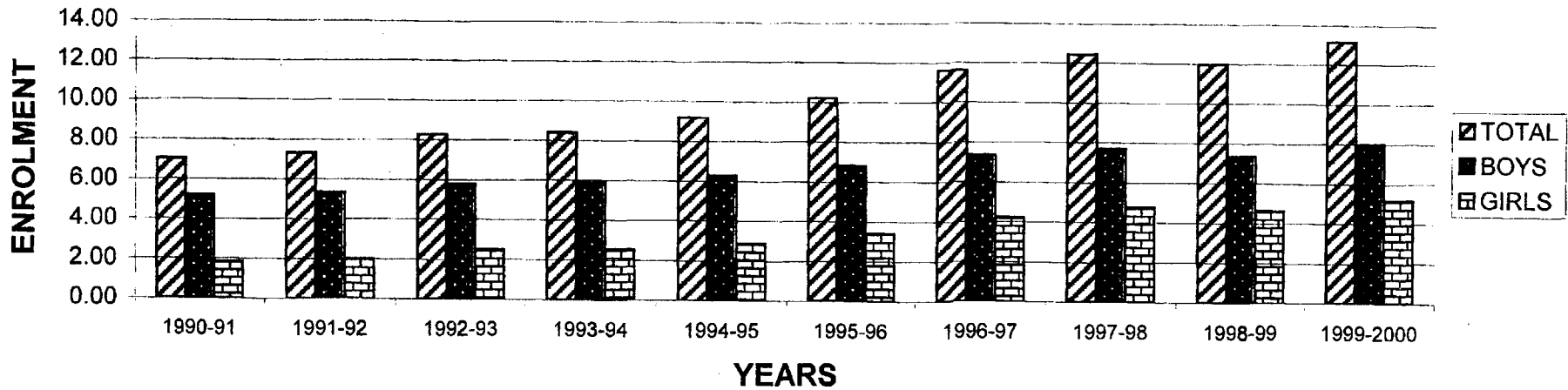


ENROLMENT OF S.C. AT PRIMARY STAGE (CLASS 1-5)

(Fig. In lack)

YEAR	TOTAL	BOYS	GIRLS
1990-91	7.03	5.18	1.85
1991-92	7.32	5.33	1.99
1992-93	8.26	5.78	2.48
1993-94	8.39	5.87	2.52
1994-95	9.16	6.28	2.88
1995-96	10.20	6.80	3.40
1996-97	11.60	7.37	4.23
1997-98	12.43	7.68	4.75
1998-99	11.98	7.36	4.62
1999-2000	13.16	7.99	5.17

ENROLMENT OF S.C. AT PRIMARY STAGE (CLASS 1-5)

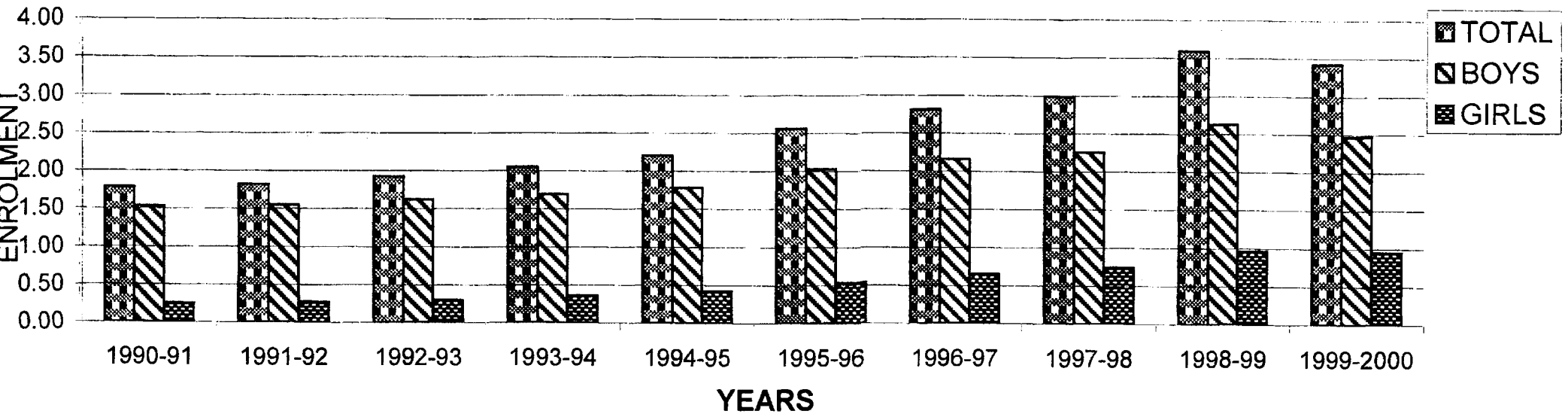


ENROLMENT OF S.C. UPPER PRIMARY STAGE (CLASS 6-8)

(Fig. In Lacks)

YEAR	TOTAL	BOYS	GIRLS
1990-91	1.78	1.53	0.25
1991-92	1.82	1.55	0.27
1992-93	1.92	1.62	0.30
1993-94	2.05	1.69	0.36
1994-95	2.20	1.78	0.42
1995-96	2.56	2.03	0.53
1996-97	2.81	2.16	0.65
1997-98	2.99	2.25	0.74
1998-99	3.59	2.63	0.96
1999-2000	3.42	2.47	0.95

ENROLMENT OF S.C. UPPER PRIMARY STAGE (CLASS 6-8)

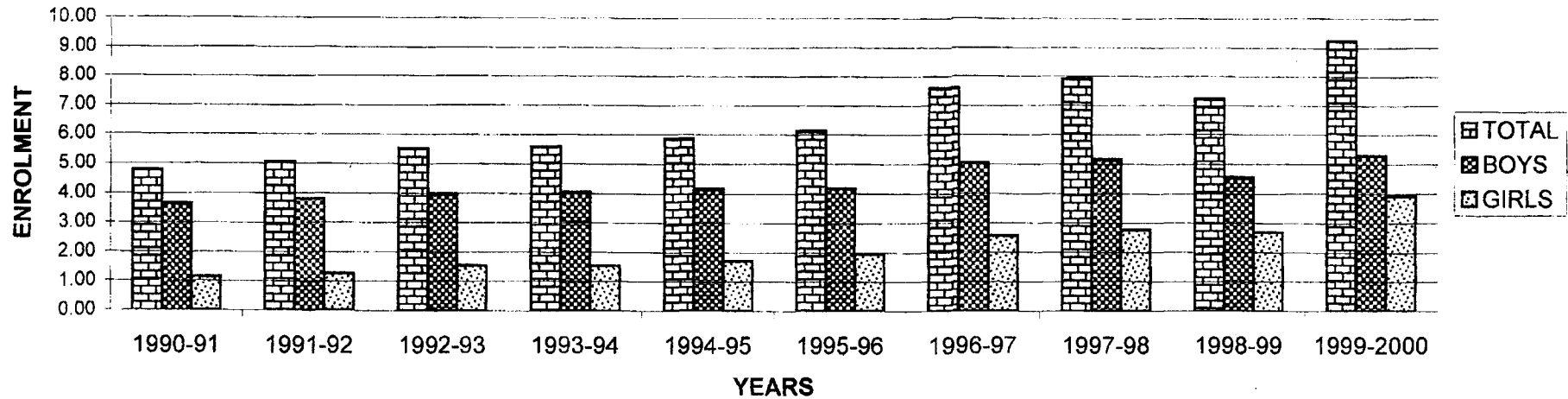


ENROLMENT OF S.T. AT PRIMARY STAGE (CLASS 1-5)

(Fig. In lack)

YEAR	TOTAL	BOYS	GIRLS
1990-91	4.78	3.64	1.14
1991-92	5.06	3.79	1.27
1992-93	5.52	3.98	1.54
1993-94	5.58	4.04	1.54
1994-95	5.86	4.16	1.70
1995-96	6.13	4.18	1.95
1996-97	7.61	5.04	2.57
1997-98	7.92	5.16	2.76
1998-99	7.24	4.55	2.69
1999-2000	9.24	5.31	3.93

ENROLMENT OF S.T. AT PRIMARY STAGE (CLASS 1-5)

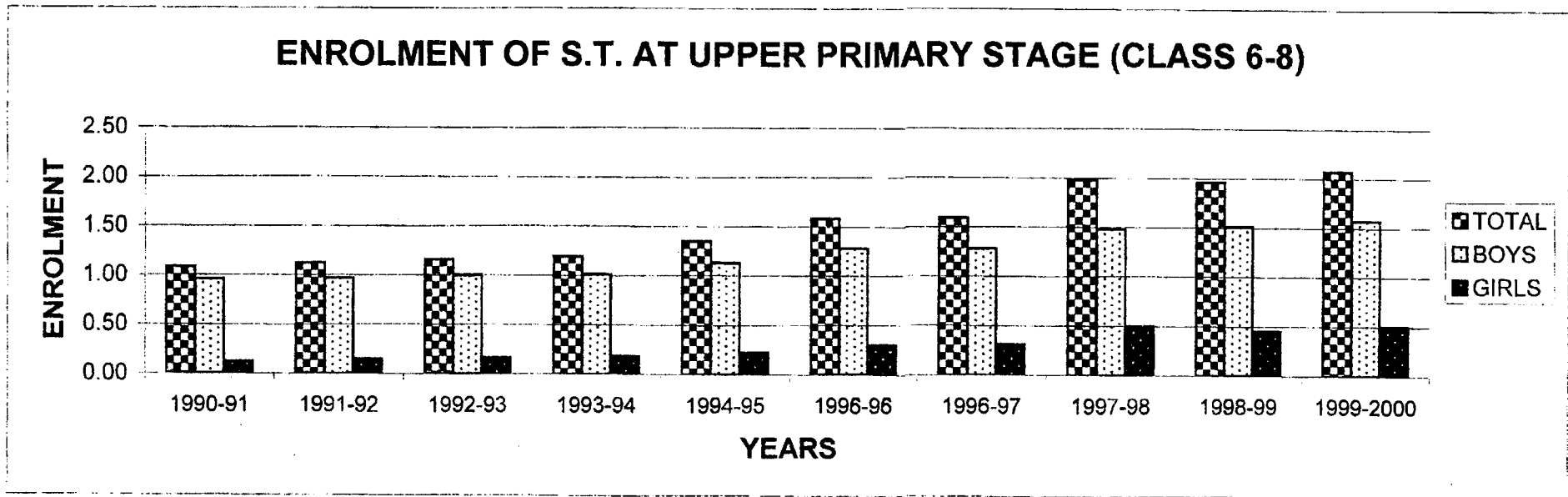


ENROLMENT OF S.T. AT UPPER PRIMARY STAGE (CLASS 6-8)

(Fig. In Lacks)

16

YEAR	TOTAL	BOYS	GIRLS
1990-91	1.08	0.96	0.12
1991-92	1.12	0.97	0.15
1992-93	1.16	1.00	0.16
1993-94	1.19	1.01	0.18
1994-95	1.35	1.13	0.22
1995-96	1.58	1.28	0.30
1996-97	1.59	1.28	0.31
1997-98	1.98	1.48	0.50
1998-99	1.96	1.51	0.45
1999-2000	2.07	1.57	0.50



STAGE WISE GROSS ENROLMENT RATIO IN RAJASTHAN (G.E.R.)

17

YEAR	PRIMARY STAGE (CLASS 1-5) AGE GROUP 6-11			UPPER PRIMARY STAGE (CLASS 6-8) AGE GROUP 11-14		
	BOYS	GIRLS	TOTAL	BOYS	GIRLS	TOTAL
1950-51	26.10	5.70	16.60	8.90	1.60	5.40
1955-56	37.70	9.10	24.10	15.30	2.00	8.90
1960-61	64.00	16.30	40.90	24.10	4.10	14.40
1965-66	75.40	23.40	40.30	32.70	6.10	19.80
1970-71	70.90	21.70	47.40	36.40	7.70	22.50
1975-76	85.60	30.40	59.40	39.60	10.30	25.70
1980-81	86.50	30.00	59.20	46.70	12.00	30.00
1985-86	109.60	45.30	78.50	59.70	15.50	38.30
1990-91	106.40	50.30	79.20	67.80	21.70	45.50
1995-96	119.30	75.80	98.40	75.80	31.60	54.60
1996-97	108.00	75.500	92.70	66.80	30.50	49.90
1997-98	111.80	81.500	97.40	70.00	33.80	53.30
1998-99	115.96	80.02	98.43	76.3	34.46	55.91
1999-2000	120.27	87.43	104.25	72.02	35.07	54.00

NUMBER OF TEACHERS IN EDUCATIONAL INSTITUTION IN RAJASTHAN (IN THOUSAND)

18

YEAR	PRIMARY SCHOOL		UPPER PRIMARY SCHOOL	
	MALE	FEMALE	MALE	FEMALE
1950-51	7.70	1.00	5.60	1.00
1960-61	25.60	2.90	11.40	2.30
1970-71	38.90	6.50	18.70	4.30
1980-81	37.30	10.50	37.50	9.00
1990-91	56.90	18.60	53.00	18.90
1995-96	67.80	27.50	68.60	23.00
1996-97	68.10	28.40	73.30	25.00
1997-98	69.70	28.30	79.20	28.00
1998-99	67.89	26.18	88.20	30.08
1999-2000	80.69	27.79	92.32	31.20

TEACHER PUPIL RATIO IN RAJASTHAN-STATE

	PRIMARY SCHOOL	UPPER PRIMARY SCHOOL
	1980-81	1:41
1990-91	1:41	1:30
1995-96	1:38	1:33
1996-97	1:41	1:34
1997-98	1:42	1:33
1998-99	1:45	1:30
1999-2000	1:43	1:30

PART-II

STATE TABLES

1999-2000

MANAGEMENT WISE SCHOOLS, YEAR- 1999-2000

19

SCHOOL	GOVERNMENT			LOCAL-BODIES			AIDED SCHOOLS			UN-AIDED SCHOOLS			GRAND TOTAL		
	BOYS	GIRLS	TOTAL	BOYS	GIRLS	TOTAL	BOYS	GIRLS	TOTAL	BOYS	GIRLS	TOTAL	BOYS	GIRLS	TOTAL
PRE-PRIMARY	11	0	11	0	0	0	1	0	1	0	0	0	12	0	12
PRIMARY	1978	397	2375	39230	1385	40615	186	68	254	2434	38	2472	43828	1888	45716
UPPER-PRIMARY	10092	1042	11134	0	0	0	258	79	337	5773	85	5858	16123	1206	17329
GRAND TOTAL	12081	1439	13520	39230	1385	40615	445	147	592	8207	123	8330	59963	3094	63057

MANAGEMENT WISE ENROLMENT, YEAR- 1999-2000

20

SCHOOL	GOVERNMENT			LOCAL-BODIES			AIDED SCHOOLS			UN-AIDED SCHOOLS			GRAND TOTAL		
	BOYS	GIRLS	TOTAL	BOYS	GIRLS	TOTAL	BOYS	GIRLS	TOTAL	BOYS	GIRLS	TOTAL	BOYS	GIRLS	TOTAL
PRE-PRIMARY	229	176	405	0	0	0	85	40	125	0	0	0	314	216	530
PRIMARY	186071	162760	348831	2290504	1598896	3889400	42167	27936	70103	233303	129182	362485	2752045	1918774	4670819
UPPER-PRIMARY	1427510	863106	2290616	0	0	0	58676	45196	103872	816705	471628	1288333	2302891	1379930	3682821
GRAND TOTAL	1613810	1026042	2639852	2290504	1598896	3889400	100928	73172	174100	1050008	600810	1650818	5055250	3298920	8354170

CLASS WISE ENROLMENT ,YEAR- 1999-2000

CLASS	BOYS	GIRLS	TOTAL
PRE-PRIMARY	62343	44747	107090
FIRST	1527641	1158880	2686521
SECOND	873923	620091	1494014
THIRD	667310	435569	1102879
FOURTH	566525	360059	926584
FIFTH	508415	293003	801418
TOTAL PRE-PRIMARY TO FIFTH	4206157	2912349	7118506
SIXTH	347246	164980	512226
SEVENTH	272713	119984	392697
EIGHT	229134	101607	330741
TOTAL SIXTH TO EIGHT	849093	386571	1235664
GRAND TOTAL	5055250	3298920	8354170

कक्षावार नामांकन में सेकण्डरी विद्यालयों में अध्ययनरत कक्षा 1 से 8 के नामांकन शामिल नहीं किये गये है ।

MANAGEMENT WISE SC ENROLMENT, YEAR- 1999-2000

22

SCHOOL	GOVERNMENT			LOCAL-BODIES			AIDED SCHOOLS			UN-AIDED SCHOOLS			GRAND TOTAL		
	BOYS	GIRLS	TOTAL	BOYS	GIRLS	TOTAL	BOYS	GIRLS	TOTAL	BOYS	GIRLS	TOTAL	BOYS	GIRLS	TOTAL
PRE-PRIMARY	128	109	237	0	0	0	0	0	0	0	0	0	128	109	237
PRIMARY	45882	37940	83822	401875	258602	660477	5498	3681	9179	33126	17463	50589	486381	317686	804067
UPPER-PRIMARY	293574	161723	455297	0	0	0	9514	6833	16347	118645	68943	187588	421733	237499	659232
GRAND TOTAL	339584	199772	539356	401875	258602	660477	15012	10514	25526	151771	86406	238177	908242	555294	1463536

MANAGEMENT WISE ST ENROLMENT, YEAR- 1999-2000

23

SCHOOL	GOVERNMENT			LOCAL-BODIES			AIDED SCHOOLS			UN-AIDED SCHOOLS			GRAND TOTAL		
	BOYS	GIRLS	TOTAL	BOYS	GIRLS	TOTAL	BOYS	GIRLS	TOTAL	BOYS	GIRLS	TOTAL	BOYS	GIRLS	TOTAL
PRE-PRIMARY	0	0	0	0	0	0	0	0	0	0	0	0	0	0	0
PRIMARY	8974	6627	15601	332196	210869	543065	911	541	1452	20922	10258	31180	363003	228295	591298
UPPER-PRIMARY	197031	90928	287959	0	0	0	2102	1303	3405	55070	23454	78524	254203	115685	369888
GRAND TOTAL	206005	97555	303560	332196	210869	543065	3013	1844	4857	75992	33712	109704	617206	343980	961186

CLASS WISE SC ENROLMENT , YEAR- 1999-2000

CLASS	BOYS	GIRLS	TOTAL
PRE-PRIMARY	9482	6575	16057
FIRST	271559	194851	466410
SECOND	160109	107165	267274
THIRD	124922	78352	203274
FOURTH	104661	60268	164929
FIFTH	92893	48590	141483
TOTAL PRE-PRIMARY TO FIFTH	763626	495801	1259427
SIXTH	58876	25572	84448
SEVENTH	46400	18516	64916
EIGHT	39340	15405	54745
TOTAL SIXTH TO EIGHT	144616	59493	204109
GRAND TOTAL	908242	555294	1463536

कक्षावार नामांकन में सेकण्डरी विद्यालयों में अध्ययनरत कक्षा 1 से 8 के नामांकन शामिल नहीं किये गये हैं ।

CLASS WISE ST ENROLMENT , YEAR- 1999-2000

CLASS	BOYS	GIRLS	TOTAL
PRE-PRIMARY	4188	2413	6601
FIRST	191895	129162	321057
SECOND	108234	68089	176323
THIRD	86778	48439	135217
FOURTH	70087	34413	104500
FIFTH	56130	28099	84229
TOTAL PRE-PRIMARY TO FIFTH	517312	310615	827927
SIXTH	44085	15784	59869
SEVENTH	30152	9488	39640
EIGHT	25657	8093	33750
TOTAL SIXTH TO EIGHT	99894	33365	133259
GRAND TOTAL	617206	343980	961186

कक्षावार नामांकन में सेकण्डरी विद्यालयों में अध्ययनरत कक्षा 1 से 8 के नामांकन शामिल नहीं किये गये है ।

MANAGEMENT WISE TEACHERS, YEAR- 1999-2000

26

SCHOOL	GOVERNMENT			LOCAL-BODIES			AIDED SCHOOLS			UN-AIDED SCHOOLS			GRAND TOTAL		
	MALE	FEMALE	TOTAL	MALE	FEMALE	TOTAL	MALE	FEMALE	TOTAL	MALE	FEMALE	TOTAL	MALE	FEMALE	TOTAL
PRE-PRIMARY	9	8	17	0	0	0	0	3	3	0	0	0	9	11	20
PRIMARY	4875	4256	9131	65375	18049	83424	665	741	1406	9775	4740	14515	80690	27786	108476
UPPER-PRIMARY	59201	15901	75102	0	0	0	1589	1859	3448	31534	13438	44972	92324	31198	123522
GRAND TOTAL	64085	20165	84250	65375	18049	83424	2254	2603	4857	41309	18178	59487	173023	58995	232018

TRAINED-UNTRAINED TEACHERS ,YEAR- 1999-2000

27

SCHOOL	TRAINED TEACHERS			UNTRAINED TEACHERS			GRAND TOTAL		
	MALE	FEMALE	TOTAL	MALE	FEMALE	TOTAL	MALE	FEMALE	TOTAL
PRE PRIMARY	9	11	20	0	0	0	9	11	20
PRIMARY	66111	22598	88709	14579	5188	19767	80690	27786	108476
UPPER PRIMARY	79105	23696	102801	13219	7502	20721	92324	31198	123522
GRAND TOTAL	145225	46305	191530	27798	12690	40488	173023	58995	232018

POST WISE CLASSIFICATION OF TEACHERS ,YEAR- 1999-2000

28

SCHOOL	LECTURER		SENIOR TEACHER		TEACHER		OTHER TEACHER		GRAND TOTAL		
	MALE	FEMALE	MALE	FEMALE	MALE	FEMALE	MALE	FEMALE	MALE	FEMALE	TOTAL
PRE PRIMARY	0	0	0	0	9	11	0	0	9	11	20
PRIMARY	0	0	174	37	79890	27678	626	71	80690	27786	108476
UPPER PRIMARY	12	3	12471	1564	69376	28584	10465	1047	92324	31198	123522
GRAND TOTAL	12	3	12645	1601	149275	56273	11091	1118	173023	58995	232018

TRAINED-UNTRAINED SC TEACHERS ,YEAR- 1999-2000

29

SCHOOL	TRAINED TEACHERS			UNTRAINED TEACHERS			GRAND TOTAL		
	MALE	FEMALE	TOTAL	MALE	FEMALE	TOTAL	MALE	FEMALE	TOTAL
PRE PRIMARY	0	1	1	0	0	0	0	1	1
PRIMARY	10529	1731	12260	1193	209	1402	11722	1940	13662
UPPER PRIMARY	11394	1613	13007	1686	332	2018	13080	1945	15025
GRAND TOTAL	21923	3345	25268	2879	541	3420	24802	3886	28688

TRAINED-UNTRAINED ST TEACHERS ,YEAR- 1999-2000

30

SCHOOL	TRAINED TEACHERS			UNTRAINED TEACHERS			GRAND TOTAL		
	MALE	FEMALE	TOTAL	MALE	FEMALE	TOTAL	MALE	FEMALE	TOTAL
PRE PRIMARY	0	0	0	0	0	0	0	0	0
PRIMARY	6065	743	6808	1260	140	1400	7325	883	8208
UPPER PRIMARY	6027	569	6596	691	99	790	6718	668	7386
GRAND TOTAL	12092	1312	13404	1951	239	2190	14043	1551	15594

MANAGEMENT WISE SCHOOLS IN RURAL AREA, YEAR- 1999-2000

31

SCHOOL	GOVERNMENT			LOCAL-BODIES			AIDED SCHOOLS			UN-AIDED SCHOOLS			GRAND TOTAL		
	BOYS	GIRLS	TOTAL	BOYS	GIRLS	TOTAL	BOYS	GIRLS	TOTAL	BOYS	GIRLS	TOTAL	BOYS	GIRLS	TOTAL
PRE-PRIMARY	3	0	3	0	0	0	0	0	0	0	0	0	3	0	3
PRIMARY	19	6	25	39230	1385	40615	7	9	16	1352	18	1370	40608	1418	42026
UPPER-PRIMARY	9301	828	10129	0	0	0	6	2	8	2894	35	2929	12201	865	13066
GRAND TOTAL	9323	834	10157	39230	1385	40615	13	11	24	4246	53	4299	52812	2283	55095

MANAGEMENT WISE ENROLMENT IN RURAL AREA, YEAR- 1999-2000

32

SCHOOL	GOVERNMENT			LOCAL-BODIES			AIDED SCHOOLS			UN-AIDED SCHOOLS			GRAND TOTAL		
	BOYS	GIRLS	TOTAL	BOYS	GIRLS	TOTAL	BOYS	GIRLS	TOTAL	BOYS	GIRLS	TOTAL	BOYS	GIRLS	TOTAL
PRE-PRIMARY	54	19	73	0	0	0	0	0	0	0	0	0	54	19	73
PRIMARY	1254	1129	2383	2290504	1598896	3889400	2023	1474	3497	133293	64014	197307	2427074	1665513	4092587
UPPER-PRIMARY	1277394	744014	2021408	0	0	0	1466	901	2367	430423	227803	658226	1709283	972718	2682001
GRAND TOTAL	1278702	745162	2023864	2290504	1598896	3889400	3489	2375	5864	563716	291817	855533	4136411	2638250	6774661

MANAGEMENT WISE SC ENROLMENT IN RURAL AREA, YEAR- 1999-2000

33

SCHOOL	GOVERNMENT			LOCAL-BODIES			AIDED SCHOOLS			UN-AIDED SCHOOLS			GRAND TOTAL		
	BOYS	GIRLS	TOTAL	BOYS	GIRLS	TOTAL	BOYS	GIRLS	TOTAL	BOYS	GIRLS	TOTAL	BOYS	GIRLS	TOTAL
PRE-PRIMARY	22	6	28	0	0	0	0	0	0	0	0	0	22	6	28
PRIMARY	427	256	683	401875	258602	660477	234	214	448	18805	8771	27576	421341	267843	689184
UPPER-PRIMARY	246209	128344	374553	0	0	0	131	96	227	71587	38111	109698	317927	166551	484478
GRAND TOTAL	246658	128606	375264	401875	258602	660477	365	310	675	90392	46882	137274	739290	434400	1173690

MANAGEMENT WISE ST ENROLMENT IN RURAL AREA, YEAR- 1999-2000

34

SCHOOL	GOVERNMENT			LOCAL-BODIES			AIDED SCHOOLS			UN-AIDED SCHOOLS			GRAND TOTAL		
	BOYS	GIRLS	TOTAL	BOYS	GIRLS	TOTAL	BOYS	GIRLS	TOTAL	BOYS	GIRLS	TOTAL	BOYS	GIRLS	TOTAL
PRE-PRIMARY	0	0	0	0	0	0	0	0	0	0	0	0	0	0	0
PRIMARY	60	76	136	332196	210869	543065	286	120	406	17661	8513	26174	350203	219578	569781
UPPER-PRIMARY	188399	85118	273517	0	0	0	337	221	558	39848	15065	54913	228584	100404	328988
GRAND TOTAL	188459	85194	273653	332196	210869	543065	623	341	964	57509	23578	81087	578787	319982	898769

MANAGEMENT WISE TEACHERS IN RURAL AREA, YEAR- 1999-2000

35

SCHOOL	GOVERNMENT			LOCAL-BODIES			AIDED SCHOOLS			UN-AIDED SCHOOLS			GRAND TOTAL		
	MALE	FEMALE	TOTAL	MALE	FEMALE	TOTAL	MALE	FEMALE	TOTAL	MALE	FEMALE	TOTAL	MALE	FEMALE	TOTAL
PRE-PRIMARY	1	2	3	0	0	0	0	0	0	0	0	0	1	2	3
PRIMARY	46	36	82	65375	18049	83424	41	32	73	5024	1537	6561	70486	19654	90140
UPPER-PRIMARY	52793	11304	64097	0	0	0	35	31	66	17678	3031	20709	70506	14366	84872
GRAND TOTAL	52840	11342	64182	65375	18049	83424	76	63	139	22702	4568	27270	140993	34022	175015

LIBRARY & DOCUMENTATION CENT
 National Institute of Educational
 Planning and Research, New Delhi
 17-01-2000
 DC-39
 12-3-2000

TRAINED-UNTRAINED SC TEACHERS IN RURAL AREA, YEAR- 1999-2000

36

SCHOOL	TRAINED TEACHERS			UNTRAINED TEACHERS			GRAND TOTAL		
	MALE	FEMALE	TOTAL	MALE	FEMALE	TOTAL	MALE	FEMALE	TOTAL
PRE PRIMARY	0	0	0	0	0	0	0	0	0
PRIMARY	9574	1318	10892	962	131	1093	10536	1449	11985
UPPER PRIMARY	9656	1009	10665	1117	127	1244	10773	1136	11909
GRAND TOTAL	19230	2327	21557	2079	258	2337	21309	2585	23894

TRAINED-UNTRAINED ST TEACHERS IN RURAL AREA, YEAR- 1999-2000

37

SCHOOL	TRAINED TEACHERS			UNTRAINED TEACHERS			GRAND TOTAL		
	MALE	FEMALE	TOTAL	MALE	FEMALE	TOTAL	MALE	FEMALE	TOTAL
PRE PRIMARY	0	0	0	0	0	0	0	0	0
PRIMARY	5828	711	6539	720	76	796	6548	787	7335
UPPER PRIMARY	5626	476	6102	527	38	565	6153	514	6667
GRAND TOTAL	11454	1187	12641	1247	114	1361	12701	1301	14002

MANAGEMENT WISE SCHOOLS IN TRIBAL AREA, YEAR- 1999-2000

38

SCHOOL	GOVERNMENT			LOCAL-BODIES			AIDED SCHOOLS			UN-AIDED SCHOOLS			GRAND TOTAL		
	BOYS	GIRLS	TOTAL	BOYS	GIRLS	TOTAL	BOYS	GIRLS	TOTAL	BOYS	GIRLS	TOTAL	BOYS	GIRLS	TOTAL
PRE-PRIMARY	0	0	0	0	0	0	0	0	0	0	0	0	0	0	0
PRIMARY	85	16	101	4755	50	4805	1	0	1	197	0	197	5038	66	5104
UPPER-PRIMARY	1083	88	1171	0	0	0	1	0	1	98	0	98	1182	88	1270
GRAND TOTAL	1168	104	1272	4755	50	4805	2	0	2	295	0	295	6220	154	6374

MANAGEMENT WISE ENROLMENT IN TRIBAL AREA, YEAR- 1999-2000

39

SCHOOL	GOVERNMENT			LOCAL-BODIES			AIDED SCHOOLS			UN-AIDED SCHOOLS			GRAND TOTAL		
	BOYS	GIRLS	TOTAL	BOYS	GIRLS	TOTAL	BOYS	GIRLS	TOTAL	BOYS	GIRLS	TOTAL	BOYS	GIRLS	TOTAL
PRE-PRIMARY	0	0	0	0	0	0	0	0	0	0	0	0	0	0	0
PRIMARY	6209	5116	11325	229068	150397	379465	276	113	389	10566	6909	17475	246119	162535	408654
UPPER-PRIMARY	140459	95515	235974	0	0	0	351	181	532	10113	5386	15499	150923	101082	252005
GRAND TOTAL	146668	100631	247299	229068	150397	379465	627	294	921	20679	12295	32974	397042	263617	660659

MANAGEMENT WISE TEACHERS IN TRIBAL AREA, YEAR- 1999-2000

40

SCHOOL	GOVERNMENT			LOCAL-BODIES			AIDED SCHOOLS			UN-AIDED SCHOOLS			GRAND TOTAL		
	MALE	FEMALE	TOTAL	MALE	FEMALE	TOTAL	MALE	FEMALE	TOTAL	MALE	FEMALE	TOTAL	MALE	FEMALE	TOTAL
PRE-PRIMARY	0	0	0	0	0	0	0	0	0	0	0	0	0	0	0
PRIMARY	140	136	276	7199	2502	9701	4	3	7	549	530	1079	7892	3171	11063
UPPER-PRIMARY	5849	1676	7525	0	0	0	9	5	14	494	344	838	6352	2025	8377
GRAND TOTAL	5989	1812	7801	7199	2502	9701	13	8	21	1043	874	1917	14244	5196	19440

MANAGEMENT WISE SANSKRIT INSTITUTIONS , YEAR- 1999-2000

41

SCHOOL	GOVERNMENT			LOCAL-BODIES			AIDED SCHOOLS			UN-AIDED SCHOOLS			GRAND TOTAL		
	BOYS	GIRLS	TOTAL	BOYS	GIRLS	TOTAL	BOYS	GIRLS	TOTAL	BOYS	GIRLS	TOTAL	BOYS	GIRLS	TOTAL
PRIMARY	660	18	678	0	0	0	0	0	0	19	0	19	679	18	697
UPPER-PRIMARY	184	11	195	0	0	0	23	1	24	133	6	139	340	18	358
GRAND TOTAL	844	29	873	0	0	0	23	1	24	152	6	158	1019	36	1055

MANAGEMENT WISE ENROLMENT IN SANSKRIT INSTITUTIONS , YEAR- 1999-2000

42

SCHOOL	GOVERNMENT			LOCAL-BODIES			AIDED SCHOOLS			UN-AIDED SCHOOLS			GRAND TOTAL		
	BOYS	GIRLS	TOTAL	BOYS	GIRLS	TOTAL	BOYS	GIRLS	TOTAL	BOYS	GIRLS	TOTAL	BOYS	GIRLS	TOTAL
PRIMARY	33573	24967	58540	0	0	0	0	0	0	1340	742	2082	34913	25709	60622
UPPER-PRIMARY	21040	13446	34486	0	0	0	4024	2399	6423	18874	10333	29207	43938	26178	70116
GRAND TOTAL	54613	38413	93026	0	0	0	4024	2399	6423	20214	11075	31289	78851	51887	130738

TRAINED-UNTRAINED TEACHERS IN SANSKRIT INSTITUTIONS, YEAR- 1999-2000

43

SCHOOL	TRAINED TEACHERS			UNTRAINED TEACHERS			GRAND TOTAL		
	MALE	FEMALE	TOTAL	MALE	FEMALE	TOTAL	MALE	FEMALE	TOTAL
PRIMARY	1409	185	1594	18	26	44	1427	211	1638
UPPER PRIMARY	1373	398	1771	229	152	381	1602	550	2152
GRAND TOTAL	2782	583	3365	247	178	425	3029	761	3790

PART-III

DISTRICT TABLES

1999-2000

DISTRICT WISE AND MANAGEMENT WISE SCHOOLS, YEAR- 1999-2000

(PRE PRIMARY)

44

DISTRICT	GOVERNMENT			LOCAL-BODIES			AIDED SCHOOLS			UN-AIDED SCHOOLS			GRAND TOTAL		
	BOYS	GIRLS	TOTAL	BOYS	GIRLS	TOTAL	BOYS	GIRLS	TOTAL	BOYS	GIRLS	TOTAL	BOYS	GIRLS	TOTAL
AJMER	11	0	11	0	0	0	0	0	0	0	0	0	11	0	11
ALWAR	0	0	0	0	0	0	0	0	0	0	0	0	0	0	0
BANSWARA	0	0	0	0	0	0	0	0	0	0	0	0	0	0	0
BARAN	0	0	0	0	0	0	0	0	0	0	0	0	0	0	0
BARMER	0	0	0	0	0	0	0	0	0	0	0	0	0	0	0
BHARATPUR	0	0	0	0	0	0	0	0	0	0	0	0	0	0	0
BHILWARA	0	0	0	0	0	0	1	0	1	0	0	0	1	0	1
BIKANER	0	0	0	0	0	0	0	0	0	0	0	0	0	0	0
BUNDI	0	0	0	0	0	0	0	0	0	0	0	0	0	0	0
CHITTORGARH	0	0	0	0	0	0	0	0	0	0	0	0	0	0	0
CHURU	0	0	0	0	0	0	0	0	0	0	0	0	0	0	0
DOUSA	0	0	0	0	0	0	0	0	0	0	0	0	0	0	0
DHOULPUR	0	0	0	0	0	0	0	0	0	0	0	0	0	0	0
DUNGARPUR	0	0	0	0	0	0	0	0	0	0	0	0	0	0	0
HANUMANGARH	0	0	0	0	0	0	0	0	0	0	0	0	0	0	0
JAIPUR	0	0	0	0	0	0	0	0	0	0	0	0	0	0	0
JAISALMER	0	0	0	0	0	0	0	0	0	0	0	0	0	0	0
JALORE	0	0	0	0	0	0	0	0	0	0	0	0	0	0	0
JHALAWAR	0	0	0	0	0	0	0	0	0	0	0	0	0	0	0
JHUNJHUNU	0	0	0	0	0	0	0	0	0	0	0	0	0	0	0
JODHPUR	0	0	0	0	0	0	0	0	0	0	0	0	0	0	0
KOTA	0	0	0	0	0	0	0	0	0	0	0	0	0	0	0
NAGOUR	0	0	0	0	0	0	0	0	0	0	0	0	0	0	0
PALI	0	0	0	0	0	0	0	0	0	0	0	0	0	0	0
RAJSAMAND	0	0	0	0	0	0	0	0	0	0	0	0	0	0	0
S.MADHOPUR	0	0	0	0	0	0	0	0	0	0	0	0	0	0	0
S. GANGANAGAR	0	0	0	0	0	0	0	0	0	0	0	0	0	0	0
SIKAR	0	0	0	0	0	0	0	0	0	0	0	0	0	0	0
SIROHI	0	0	0	0	0	0	0	0	0	0	0	0	0	0	0
TONK	0	0	0	0	0	0	0	0	0	0	0	0	0	0	0
UDAIPUR	0	0	0	0	0	0	0	0	0	0	0	0	0	0	0
KAROLI	0	0	0	0	0	0	0	0	0	0	0	0	0	0	0
GRAND TOTAL	11	0	11	0	0	0	1	0	1	0	0	0	12	0	12

DISTRICT WISE AND MANAGEMENT WISE SCHOOLS, YEAR- 1999-2000

(PRIMARY)

45

DISTRICT	GOVERNMENT			LOCAL-BODIES			AIDED SCHOOLS			UN-AIDED SCHOOLS			GRAND TOTAL		
	BOYS	GIRLS	TOTAL	BOYS	GIRLS	TOTAL	BOYS	GIRLS	TOTAL	BOYS	GIRLS	TOTAL	BOYS	GIRLS	TOTAL
AJMER	114	42	156	1066	56	1122	30	11	41	137	0	137	1347	109	1456
ALWAR	74	13	87	1917	132	2049	0	4	4	234	0	234	2225	149	2374
BANSWARA	30	6	36	1470	30	1500	1	0	1	46	0	46	1547	36	1583
BARAN	24	8	32	846	13	859	0	0	0	39	0	39	909	21	930
BARMER	27	0	27	2603	40	2643	0	0	0	44	0	44	2674	40	2714
BHARATPUR	73	16	89	1199	49	1248	2	4	6	91	5	96	1365	74	1439
BHILWARA	90	10	100	1699	77	1776	4	2	6	42	0	42	1835	89	1924
BIKANER	98	17	115	815	31	846	35	0	35	69	0	69	1017	48	1065
BUNDI	42	8	50	821	0	821	0	0	0	62	0	62	925	8	933
CHITTORGARH	42	12	54	1640	38	1678	0	0	0	131	0	131	1813	50	1863
CHURU	98	21	119	687	132	819	8	0	8	60	0	60	853	153	1006
DOUSA	25	7	32	1050	28	1078	2	0	2	27	0	27	1104	35	1139
DHOULPUR	30	7	37	794	0	794	0	0	0	39	0	39	863	7	870
DUNGARPUR	40	6	46	1240	4	1244	0	0	0	53	0	53	1333	10	1343
HANUMANGARH	48	2	50	701	30	731	0	5	5	54	10	64	803	47	850
JAIPUR	291	51	342	2225	103	2328	18	3	21	214	0	214	2748	157	2905
JAISALMER	12	4	16	700	9	709	1	0	1	12	3	15	725	16	741
JALORE	32	6	38	946	34	980	0	0	0	40	0	40	1018	40	1058
JHALAWAR	33	6	39	1114	20	1134	0	0	0	70	0	70	1217	26	1243
JHUNJHUNU	46	10	56	1145	119	1264	7	2	9	4	0	4	1202	131	1333
JODHPUR	127	38	165	1593	31	1624	34	13	47	142	8	150	1896	90	1986
KOTA	81	19	100	652	15	667	0	0	0	0	0	0	733	34	767
NAGOUR	87	0	87	1744	73	1817	0	0	0	148	0	148	1979	73	2052
PALI	52	5	57	1002	59	1061	1	0	1	137	0	137	1192	64	1256
RAJSAMAND	29	5	34	1153	14	1167	0	0	0	47	0	47	1229	19	1248
S.MADHOPUR	27	5	32	726	19	745	0	0	0	89	0	89	842	24	866
S. GANGANAGAR	45	11	56	1396	55	1451	23	18	41	65	5	70	1529	89	1618
SIKAR	80	19	99	1465	99	1564	18	6	24	7	1	8	1570	125	1695
SIROHI	26	6	32	487	13	500	2	0	2	18	4	22	533	23	556
TONK	43	14	57	927	18	945	0	0	0	62	0	62	1032	32	1064
UDAIPUR	89	18	107	2438	44	2482	0	0	0	186	0	186	2713	62	2775
KAROLI	23	5	28	969	0	969	0	0	0	65	2	67	1057	7	1064
GRAND TOTAL	1978	397	2375	39230	1385	40615	186	68	254	2434	38	2472	43828	1888	45716

DISTRICT WISE AND MANAGEMENT WISE SCHOOLS, YEAR- 1999-2000

(UPPER PRIMARY) 46

DISTRICT	GOVERNMENT			LOCAL-BODIES			AIDED SCHOOLS			UN-AIDED SCHOOLS			GRAND TOTAL		
	BOYS	GIRLS	TOTAL	BOYS	GIRLS	TOTAL	BOYS	GIRLS	TOTAL	BOYS	GIRLS	TOTAL	BOYS	GIRLS	TOTAL
AJMER	347	47	394	0	0	0	20	15	35	153	2	155	520	64	584
ALWAR	540	56	596	0	0	0	0	18	18	600	0	600	1140	74	1214
BANSWARA	348	35	383	0	0	0	1	0	1	28	0	28	377	35	412
BARAN	202	13	215	0	0	0	0	0	0	116	0	116	318	13	331
BARMER	404	11	415	0	0	0	0	0	0	36	0	36	440	11	451
BHARATPUR	381	58	439	0	0	0	1	6	7	434	9	443	816	73	889
BHILWARA	401	74	475	0	0	0	8	0	8	100	1	101	509	75	584
BIKANER	276	17	293	0	0	0	17	0	17	123	0	123	416	17	433
BUNDI	195	22	217	0	0	0	124	0	124	0	0	0	319	22	341
CHITTORGARH	417	45	462	0	0	0	0	0	0	62	0	62	479	45	524
CHURU	346	33	379	0	0	0	3	0	3	82	0	82	431	33	464
DOUSA	239	21	260	0	0	0	1	0	1	267	3	270	507	24	531
DHOULPUR	175	9	184	0	0	0	0	1	1	97	0	97	272	10	282
DUNGARPUR	283	22	305	0	0	0	0	0	0	13	0	13	296	22	318
HANUMANGARH	278	13	291	0	0	0	1	1	2	414	24	438	693	38	731
JAIPUR	579	87	666	0	0	0	43	8	51	743	0	743	1365	95	1460
JAISALMER	136	10	146	0	0	0	0	0	0	10	3	13	146	13	159
JALORE	263	25	288	0	0	0	0	0	0	20	0	20	283	25	308
JHALAWAR	246	17	263	0	0	0	1	0	1	63	0	63	310	17	327
JHUNJHUNU	310	71	381	0	0	0	4	2	6	343	0	343	657	73	730
JODHPUR	414	37	451	0	0	0	14	11	25	214	18	232	642	66	708
KOTA	195	22	217	0	0	0	4	0	4	371	4	375	570	26	596
NAGOUR	473	36	509	0	0	0	0	0	0	172	0	172	645	36	681
PALI	325	50	375	0	0	0	0	0	0	90	0	90	415	50	465
RAJSAMAND	251	21	272	0	0	0	0	0	0	41	0	41	292	21	313
S.MADHOPUR	191	22	213	0	0	0	0	0	0	182	0	182	373	22	395
S. GANGANAGAR	367	39	406	0	0	0	13	13	26	206	17	223	586	69	655
SIKAR	354	41	395	0	0	0	1	4	5	440	3	443	795	48	843
SIROHI	157	11	168	0	0	0	2	0	2	17	0	17	176	11	187
TONK	261	8	269	0	0	0	0	0	0	131	1	132	392	9	401
UDAIPUR	507	57	564	0	0	0	0	0	0	117	0	117	624	57	681
KAROLI	231	12	243	0	0	0	0	0	0	88	0	88	319	12	331
GRAND TOTAL	10092	1042	11134	0	0	0	258	79	337	5773	85	5858	16123	1206	17329

DISTRICT WISE AND MANAGEMENT WISE SCHOOLS, YEAR- 1999-2000

(CONSOLIDATED)

47

DISTRICT	GOVERNMENT			LOCAL-BODIES			AIDED SCHOOLS			UN-AIDED SCHOOLS			GRAND TOTAL		
	BOYS	GIRLS	TOTAL	BOYS	GIRLS	TOTAL	BOYS	GIRLS	TOTAL	BOYS	GIRLS	TOTAL	BOYS	GIRLS	TOTAL
AJMER	472	89	561	1066	56	1122	50	26	76	290	2	292	1878	173	2051
ALWAR	614	69	683	1917	132	2049	0	22	22	834	0	834	3365	223	3588
BANSWARA	378	41	419	1470	30	1500	2	0	2	74	0	74	1924	71	1995
BARAN	226	21	247	846	13	859	0	0	0	155	0	155	1227	34	1261
BARMER	431	11	442	2603	40	2643	0	0	0	80	0	80	3114	51	3165
BHARATPUR	454	74	528	1199	49	1248	3	10	13	525	14	539	2181	147	2328
BHILWARA	491	84	575	1699	77	1776	13	2	15	142	1	143	2345	164	2509
BIKANER	374	34	408	815	31	846	52	0	52	192	0	192	1433	65	1498
BUNDI	237	30	267	821	0	821	124	0	124	62	0	62	1244	30	1274
CHITTORGARH	459	57	516	1640	38	1678	0	0	0	193	0	193	2292	95	2387
CHURU	444	54	498	687	132	819	11	0	11	142	0	142	1284	186	1470
DOUSA	264	28	292	1050	28	1078	3	0	3	294	3	297	1611	59	1670
DHOULPUR	205	16	221	794	0	794	0	1	1	136	0	136	1135	17	1152
DUNGARPUR	323	28	351	1240	4	1244	0	0	0	66	0	66	1629	32	1661
HANUMANGARH	326	15	341	701	30	731	1	6	7	468	34	502	1496	85	1581
JAIPUR	870	138	1008	2225	103	2328	61	11	72	957	0	957	4113	252	4365
JAISALMER	148	14	162	700	9	709	1	0	1	22	6	28	871	29	900
JALORE	295	31	326	946	34	980	0	0	0	60	0	60	1301	65	1366
JHALAWAR	279	23	302	1114	20	1134	1	0	1	133	0	133	1527	43	1570
JHUNJHUNU	356	81	437	1145	119	1264	11	4	15	347	0	347	1859	204	2063
JODHPUR	541	75	616	1593	31	1624	48	24	72	356	26	382	2538	156	2694
KOTA	276	41	317	652	15	667	4	0	4	371	4	375	1303	60	1363
NAGOUR	560	36	596	1744	73	1817	0	0	0	320	0	320	2624	109	2733
PALI	377	55	432	1002	59	1061	1	0	1	227	0	227	1607	114	1721
RAJSAMAND	280	26	306	1153	14	1167	0	0	0	88	0	88	1521	40	1561
S.MADHOPUR	218	27	245	726	19	745	0	0	0	271	0	271	1215	46	1261
S. GANGANAGAR	412	50	462	1396	55	1451	36	31	67	271	22	293	2115	158	2273
SIKAR	434	60	494	1465	99	1564	19	10	29	447	4	451	2365	173	2538
SIROHI	183	17	200	487	13	500	4	0	4	35	4	39	709	34	743
TONK	304	22	326	927	18	945	0	0	0	193	1	194	1424	41	1465
UDAIPUR	596	75	671	2438	44	2482	0	0	0	303	0	303	3337	119	3456
KAROLI	254	17	271	969	0	969	0	0	0	153	2	155	1376	19	1395
GRAND TOTAL	12081	1439	13520	39230	1385	40615	445	147	592	8207	123	8330	59963	3094	63057

DISTRICT WISE AND MANAGEMENT WISE ENROLMENT, YEAR- 1999-2000

(PRE PRIMARY)

48

DISTRICT	GOVERNMENT			LOCAL-BODIES			AIDED SCHOOLS			UN-AIDED SCHOOLS			GRAND TOTAL		
	BOYS	GIRLS	TOTAL	BOYS	GIRLS	TOTAL	BOYS	GIRLS	TOTAL	BOYS	GIRLS	TOTAL	BOYS	GIRLS	TOTAL
AJMER	229	176	405	0	0	0	0	0	0	0	0	0	229	176	405
ALWAR	0	0	0	0	0	0	0	0	0	0	0	0	0	0	0
BANSWARA	0	0	0	0	0	0	0	0	0	0	0	0	0	0	0
BARAN	0	0	0	0	0	0	0	0	0	0	0	0	0	0	0
BARMER	0	0	0	0	0	0	0	0	0	0	0	0	0	0	0
BHARATPUR	0	0	0	0	0	0	0	0	0	0	0	0	0	0	0
BHILWARA	0	0	0	0	0	0	85	40	125	0	0	0	85	40	125
BIKANER	0	0	0	0	0	0	0	0	0	0	0	0	0	0	0
BUNDI	0	0	0	0	0	0	0	0	0	0	0	0	0	0	0
CHITTORGARH	0	0	0	0	0	0	0	0	0	0	0	0	0	0	0
CHURU	0	0	0	0	0	0	0	0	0	0	0	0	0	0	0
DOUSA	0	0	0	0	0	0	0	0	0	0	0	0	0	0	0
DHOULPUR	0	0	0	0	0	0	0	0	0	0	0	0	0	0	0
DUNGARPUR	0	0	0	0	0	0	0	0	0	0	0	0	0	0	0
HANUMANGARH	0	0	0	0	0	0	0	0	0	0	0	0	0	0	0
JAIPUR	0	0	0	0	0	0	0	0	0	0	0	0	0	0	0
JAISALMER	0	0	0	0	0	0	0	0	0	0	0	0	0	0	0
JALORE	0	0	0	0	0	0	0	0	0	0	0	0	0	0	0
JHALAWAR	0	0	0	0	0	0	0	0	0	0	0	0	0	0	0
JHUNJHUNU	0	0	0	0	0	0	0	0	0	0	0	0	0	0	0
JODHPUR	0	0	0	0	0	0	0	0	0	0	0	0	0	0	0
KOTA	0	0	0	0	0	0	0	0	0	0	0	0	0	0	0
NAGOUR	0	0	0	0	0	0	0	0	0	0	0	0	0	0	0
PALI	0	0	0	0	0	0	0	0	0	0	0	0	0	0	0
RAJSAMAND	0	0	0	0	0	0	0	0	0	0	0	0	0	0	0
S.MADHOPUR	0	0	0	0	0	0	0	0	0	0	0	0	0	0	0
S. GANGANAGAR	0	0	0	0	0	0	0	0	0	0	0	0	0	0	0
SIKAR	0	0	0	0	0	0	0	0	0	0	0	0	0	0	0
SIROHI	0	0	0	0	0	0	0	0	0	0	0	0	0	0	0
TONK	0	0	0	0	0	0	0	0	0	0	0	0	0	0	0
UDAIPUR	0	0	0	0	0	0	0	0	0	0	0	0	0	0	0
KAROLI	0	0	0	0	0	0	0	0	0	0	0	0	0	0	0
GRAND TOTAL	229	176	405	0	0	0	85	40	125	0	0	0	314	216	530

DISTRICT WISE AND MANAGEMENT WISE ENROLMENT, YEAR- 1999-2000

(PRIMARY)

49

DISTRICT	GOVERNMENT			LOCAL-BODIES			AIDED SCHOOLS			UN-AIDED SCHOOLS			GRAND TOTAL		
	BOYS	GIRLS	TOTAL	BOYS	GIRLS	TOTAL	BOYS	GIRLS	TOTAL	BOYS	GIRLS	TOTAL	BOYS	GIRLS	TOTAL
AJMER	12070	11539	23609	60232	32778	93010	6851	5943	12794	12408	7104	19512	91561	57364	148925
ALWAR	4113	4398	8511	111020	88009	199029	544	536	1080	17893	9828	27721	133570	102771	236341
BANSWARA	1865	1827	3692	75706	47501	123207	276	113	389	3708	2033	5741	81555	51474	133029
BARAN	3181	3633	6814	45551	34776	80327	0	0	0	4497	2328	6825	53229	40737	93966
BARMER	1804	1564	3368	112742	65281	178023	0	0	0	4972	2340	7312	119518	69185	188703
BHARATPUR	4967	3859	8826	97637	71500	169137	588	482	1070	11647	7778	19425	114839	83619	198458
BHILWARA	7323	6120	13443	82027	43583	125610	569	1468	2037	3598	2161	5759	93517	53332	146849
BIKANER	4705	4207	8912	45277	29743	75020	5689	2169	7858	7984	3754	11738	63655	39873	103528
BUNDI	2612	2743	5355	41497	29362	70859	0	0	0	8053	1584	9637	52162	33689	85851
CHITTORGARH	3149	3291	6440	73996	48471	122467	0	0	0	7929	5175	13104	85074	56937	142011
CHURU	10333	6452	16785	59265	47168	106433	1276	728	2004	5481	2625	8106	76355	56973	133328
DOUSA	1568	1785	3353	55695	44551	100246	231	116	347	3289	1650	4939	60783	48102	108885
DHOULPUR	2992	2597	5589	52681	37142	89823	0	0	0	1830	1346	3176	57503	41085	98588
DUNGARPUR	2685	1995	4680	52647	38770	91417	0	0	0	4355	2825	7180	59687	43590	103277
HANUMANGARH	3419	4116	7535	44225	36991	81216	621	510	1131	7964	4679	12643	56229	46296	102525
JAIPUR	25777	23901	49678	120829	100882	221711	3646	2423	6069	19105	13891	32996	169357	141097	310454
JAISALMER	1042	814	1856	23024	12330	35354	154	126	280	1250	793	2043	25470	14063	39533
JALORE	3100	2687	5787	74813	42263	117076	0	0	0	3387	1439	4826	81300	46389	127689
JHALAWAR	2851	2583	5434	54648	39997	94645	0	0	0	5785	3112	8897	63284	45692	108976
JHUNJHUNU	2872	3200	6072	47448	52651	100099	1056	821	1877	501	211	712	51877	56883	108760
JODHPUR	13884	11847	25731	122275	74141	196416	9578	5881	15459	18355	12468	30823	164092	104337	268429
KOTA	9192	9436	18628	36522	28454	64976	0	0	0	0	0	0	45714	37890	83604
NAGOUR	14260	9752	24012	159550	95801	255351	0	0	0	10152	5287	15439	183962	110840	294802
PALI	5398	4877	10275	94660	57490	152150	195	8	203	14038	7122	21160	114291	69497	183788
RAJSAMAND	2470	2390	4860	50602	37917	88519	0	0	0	4020	2499	6519	57092	42806	99898
S.MADHOPUR	1545	1579	3124	43762	29193	72955	0	0	0	8092	3031	11123	53399	33803	87202
S. GANGANAGAR	3503	3244	6747	59851	50247	110098	2325	2015	4340	5748	4421	10169	71427	59927	131354
SIKAR	15840	9455	25295	122927	107262	230189	3547	2423	5970	1232	873	2105	143546	120013	263559
SIROHI	5415	5341	10756	57512	34026	91538	5021	2174	7195	5847	3806	9653	73795	45347	119142
TONK	4501	4429	8930	42697	25912	68609	0	0	0	6024	2409	8433	53222	32750	85972
UDAIPUR	5082	4987	10069	108154	70726	178880	0	0	0	3490	3018	6508	116726	78731	195457
KAROLI	2553	2112	4665	61032	43978	105010	0	0	0	20669	7592	28261	84254	53682	137936
GRAND TOTAL	186071	162760	348831	2290504	1598896	3889400	42167	27936	70103	233303	129182	362485	2752045	1918774	4670819

DISTRICT WISE AND MANAGEMENT WISE ENROLMENT, YEAR- 1999-2000

(UPPER PRIMARY) 50

DISTRICT	GOVERNMENT			LOCAL-BODIES			AIDED SCHOOLS			UN-AIDED SCHOOLS			GRAND TOTAL		
	BOYS	GIRLS	TOTAL	BOYS	GIRLS	TOTAL	BOYS	GIRLS	TOTAL	BOYS	GIRLS	TOTAL	BOYS	GIRLS	TOTAL
AJMER	56276	33798	90074	0	0	0	6727	7849	14576	25662	14917	40579	88665	56564	145229
ALWAR	77972	51572	129544	0	0	0	973	832	1805	83503	40883	124386	162448	93287	255735
BANSWARA	47499	26949	74448	0	0	0	351	181	532	5415	3100	8515	53265	30230	83495
BARAN	30936	17489	48425	0	0	0	0	0	0	20509	10376	30885	51445	27865	79310
BARMER	57099	21616	78715	0	0	0	0	0	0	8465	4501	12966	65564	26117	91681
BHARATPUR	61433	43266	104699	0	0	0	683	1258	1941	71787	52596	124383	133903	97120	231023
BHILWARA	56775	31017	87792	0	0	0	2636	1403	4039	19999	12655	32654	79410	45075	124485
BIKANER	30672	15129	45801	0	0	0	5093	2103	7196	17257	7830	25087	53022	25062	78084
BUNDI	30818	17469	48287	0	0	0	14889	7303	22192	0	0	0	45707	24772	70479
CHITTORGARH	55162	33934	89096	0	0	0	0	0	0	8543	5993	14536	63705	39927	103632
CHURU	57411	36429	93840	0	0	0	561	233	794	17260	7879	25139	75232	44541	119773
DOUSA	35862	20663	56525	0	0	0	271	218	489	41455	17421	58876	77588	38302	115890
DHOULPUR	32807	16453	49260	0	0	0	168	275	443	15366	7162	22528	48341	23890	72231
DUNGARPUR	37838	27672	65510	0	0	0	0	0	0	2985	1195	4180	40823	28867	69690
HANUMANGARH	26482	20606	47088	0	0	0	461	389	850	40788	34773	75561	67731	55768	123499
JAIPUR	104215	72281	176496	0	0	0	11367	10593	21960	112052	66970	179022	227634	149844	377478
JAISALMER	15327	7113	22440	0	0	0	0	0	0	2938	1844	4782	18265	8957	27222
JALORE	56969	21188	78157	0	0	0	0	0	0	4073	1660	5733	61042	22848	83890
JHALAWAR	39696	20040	59736	0	0	0	217	68	285	12683	6933	19616	52596	27041	79637
JHUNJHUNU	35861	39176	75037	0	0	0	1189	1577	2766	64370	33083	97453	101420	73836	175256
JODHPUR	81867	46063	127930	0	0	0	6419	5159	11578	34090	22190	56280	122376	73412	195788
KOTA	28854	21987	50841	0	0	0	680	474	1154	48990	30485	79475	78524	52946	131470
NAGOUR	32978	10418	43396	0	0	0	0	0	0	5914	1705	7619	38892	12123	51015
PALI	66255	40248	106503	0	0	0	0	0	0	17837	8797	26634	84092	49045	133137
RAJSAMAND	40157	19927	60084	0	0	0	0	0	0	5631	3631	9262	45788	23558	69346
S.MADHOPUR	28542	14078	42620	0	0	0	0	0	0	30354	11744	42098	58896	25822	84718
S. GANGANAGAR	44093	33228	77321	0	0	0	4423	4022	8445	35098	26698	61796	83614	63948	147562
SIKAR	42150	33287	75437	0	0	0	453	349	802	35753	21951	57704	78356	55587	133943
SIROHI	8701	4697	13398	0	0	0	1115	910	2025	545	155	700	10361	5762	16123
TONK	35105	15868	50973	0	0	0	0	0	0	19111	9362	28473	54216	25230	79446
UDAIPUR	59978	46072	106050	0	0	0	0	0	0	3043	1949	4992	63021	48021	111042
KAROLI	11720	3373	15093	0	0	0	0	0	0	5229	1190	6419	16949	4563	21512
GRAND TOTAL	1427510	863106	2290616	0	0	0	58676	45196	103872	816705	471628	1288333	2302891	1379930	3682821

DISTRICT WISE AND MANAGEMENT WISE ENROLMENT, YEAR- 1999-2000

(CONSOLIDATED)

51

DISTRICT	GOVERNMENT			LOCAL-BODIES			AIDED SCHOOLS			UN-AIDED SCHOOLS			GRAND TOTAL		
	BOYS	GIRLS	TOTAL	BOYS	GIRLS	TOTAL	BOYS	GIRLS	TOTAL	BOYS	GIRLS	TOTAL	BOYS	GIRLS	TOTAL
AJMER	68575	45513	114088	60232	32778	93010	13578	13792	27370	38070	22021	60091	180455	114104	294559
ALWAR	82085	55970	138055	111020	88009	199029	1517	1368	2885	101396	50711	152107	296018	196058	492076
BANSWARA	49364	28776	78140	75706	47501	123207	627	294	921	9123	5133	14256	134820	81704	216524
BARAN	34117	21122	55239	45551	34776	80327	0	0	0	25006	12704	37710	104674	68602	173276
BARMER	58903	23180	82083	112742	65281	178023	0	0	0	13437	6841	20278	185082	95302	280384
BHARATPUR	66400	47125	113525	97637	71500	169137	1271	1740	3011	83434	60374	143808	248742	180739	429481
BHILWARA	64098	37137	101235	82027	43583	125610	3290	2911	6201	23597	14816	38413	173012	98447	271459
BIKANER	35377	19336	54713	45277	29743	75020	10782	4272	15054	25241	11584	36825	116677	64935	181612
BUNDI	33430	20212	53642	41497	29362	70859	14889	7303	22192	8053	1584	9637	97869	58461	156330
CHITTORGARH	58311	37225	95536	73996	48471	122467	0	0	0	16472	11168	27640	148779	96864	245643
CHURU	67744	42881	110625	59265	47168	106433	1837	961	2798	22741	10504	33245	151587	101514	253101
DOUSA	37430	22448	59878	55695	44551	100246	502	334	836	44744	19071	63815	138371	86404	224775
DHOULPUR	35799	19050	54849	52681	37142	89823	168	275	443	17196	8508	25704	105844	64975	170819
DUNGARPUR	40523	29667	70190	52647	38770	91417	0	0	0	7340	4020	11360	100510	72457	172967
HANUMANGARH	29901	24722	54623	44225	36991	81216	1082	899	1981	48752	39452	88204	123960	102064	226024
JAIPUR	129992	96182	226174	120829	100882	221711	15013	13016	28029	131157	80861	212018	396991	290941	687932
JAISALMER	16369	7927	24296	23024	12330	35354	154	126	280	4188	2637	6825	43735	23020	66755
JALORE	60069	23875	83944	74813	42263	117076	0	0	0	7460	3099	10559	142342	69237	211579
JHALAWAR	42547	22623	65170	54648	39997	94645	217	68	285	18468	10045	28513	115880	72733	188613
JHUNJHUNU	38733	42376	81109	47448	52651	100099	2245	2398	4643	64871	33294	98165	153297	130719	284016
JODHPUR	95751	57910	153661	122275	74141	196416	15997	11040	27037	52445	34658	87103	286468	177749	464217
KOTA	38046	31423	69469	36522	28454	64976	680	474	1154	48990	30485	79475	124238	90836	215074
NAGOUR	47238	20170	67408	159550	95801	255351	0	0	0	16066	6992	23058	222854	122963	345817
PALI	71653	45125	116778	94660	57490	152150	195	8	203	31875	15919	47794	198383	118542	316925
RAJSAMAND	42627	22317	64944	50602	37917	88519	0	0	0	9651	6130	15781	102880	66364	169244
S.MADHOPUR	30087	15657	45744	43762	29193	72955	0	0	0	38446	14775	53221	112295	59625	171920
S. GANGANAGAR	47596	36472	84068	59851	50247	110098	6748	6037	12785	40846	31119	71965	155041	123875	278916
SIKAR	57990	42742	100732	122927	107262	230189	4000	2772	6772	36985	22824	59809	221902	175600	397502
SIROHI	14116	10038	24154	57512	34026	91538	6136	3084	9220	6392	3961	10353	84156	51109	135265
TONK	39606	20297	59903	42697	25912	68609	0	0	0	25135	11771	36906	107438	57980	165418
UDAIPUR	65060	51059	116119	108154	70726	178880	0	0	0	6533	4967	11500	179747	126752	306499
KAROLI	14273	5485	19758	61032	43978	105010	0	0	0	25898	8782	34680	101203	58245	159448
GRAND TOTAL	1613810	1026042	2639852	2290504	1598896	3889400	100928	73172	174100	1050008	600810	1650818	5055250	3298920	8354170

DISTRICT WISE AND MANAGEMENT WISE SC ENROLMENT, YEAR- 1999-2000

(PRE PRIMARY)

52

DISTRICT	GOVERNMENT			LOCAL-BODIES			AIDED SCHOOLS			UN-AIDED SCHOOLS			GRAND TOTAL		
	BOYS	GIRLS	TOTAL	BOYS	GIRLS	TOTAL	BOYS	GIRLS	TOTAL	BOYS	GIRLS	TOTAL	BOYS	GIRLS	TOTAL
AJMER	128	109	237	0	0	0	0	0	0	0	0	0	128	109	237
ALWAR	0	0	0	0	0	0	0	0	0	0	0	0	0	0	0
BANSWARA	0	0	0	0	0	0	0	0	0	0	0	0	0	0	0
BARAN	0	0	0	0	0	0	0	0	0	0	0	0	0	0	0
BARMER	0	0	0	0	0	0	0	0	0	0	0	0	0	0	0
BHARATPUR	0	0	0	0	0	0	0	0	0	0	0	0	0	0	0
BHILWARA	0	0	0	0	0	0	0	0	0	0	0	0	0	0	0
BIKANER	0	0	0	0	0	0	0	0	0	0	0	0	0	0	0
BUNDI	0	0	0	0	0	0	0	0	0	0	0	0	0	0	0
CHITTORGARH	0	0	0	0	0	0	0	0	0	0	0	0	0	0	0
CHURU	0	0	0	0	0	0	0	0	0	0	0	0	0	0	0
DOUSA	0	0	0	0	0	0	0	0	0	0	0	0	0	0	0
DHOULPUR	0	0	0	0	0	0	0	0	0	0	0	0	0	0	0
DUNGARPUR	0	0	0	0	0	0	0	0	0	0	0	0	0	0	0
HANUMANGARH	0	0	0	0	0	0	0	0	0	0	0	0	0	0	0
JAIPUR	0	0	0	0	0	0	0	0	0	0	0	0	0	0	0
JAISALMER	0	0	0	0	0	0	0	0	0	0	0	0	0	0	0
JALORE	0	0	0	0	0	0	0	0	0	0	0	0	0	0	0
JHALAWAR	0	0	0	0	0	0	0	0	0	0	0	0	0	0	0
JHUNJHUNU	0	0	0	0	0	0	0	0	0	0	0	0	0	0	0
JODHPUR	0	0	0	0	0	0	0	0	0	0	0	0	0	0	0
KOTA	0	0	0	0	0	0	0	0	0	0	0	0	0	0	0
NAGOUR	0	0	0	0	0	0	0	0	0	0	0	0	0	0	0
PALI	0	0	0	0	0	0	0	0	0	0	0	0	0	0	0
RAJSAMAND	0	0	0	0	0	0	0	0	0	0	0	0	0	0	0
S.MADHOPUR	0	0	0	0	0	0	0	0	0	0	0	0	0	0	0
S. GANGANAGAR	0	0	0	0	0	0	0	0	0	0	0	0	0	0	0
SIKAR	0	0	0	0	0	0	0	0	0	0	0	0	0	0	0
SIROHI	0	0	0	0	0	0	0	0	0	0	0	0	0	0	0
TONK	0	0	0	0	0	0	0	0	0	0	0	0	0	0	0
UDAIPUR	0	0	0	0	0	0	0	0	0	0	0	0	0	0	0
KAROLI	0	0	0	0	0	0	0	0	0	0	0	0	0	0	0
GRAND TOTAL	128	109	237	0	0	0	0	0	0	0	0	0	128	109	237

DISTRICT WISE AND MANAGEMENT WISE SC ENROLMENT, YEAR- 1999-2000

(PRIMARY)

53

DISTRICT	GOVERNMENT			LOCAL-BODIES			AIDED SCHOOLS			UN-AIDED SCHOOLS			GRAND TOTAL		
	BOYS	GIRLS	TOTAL	BOYS	GIRLS	TOTAL	BOYS	GIRLS	TOTAL	BOYS	GIRLS	TOTAL	BOYS	GIRLS	TOTAL
AJMER	4749	4213	8962	9906	5415	15321	1277	1046	2323	1816	1059	2875	17748	11733	29481
ALWAR	1605	1680	3285	23619	18658	42277	53	47	100	2492	1196	3688	27769	21581	49350
BANSWARA	339	317	656	3885	2654	6539	0	0	0	163	90	253	4387	3061	7448
BARAN	1186	1250	2436	8860	6725	15585	0	0	0	718	306	1024	10764	8281	19045
BARMER	469	377	846	16493	9162	25655	0	0	0	681	379	1060	17643	9918	27561
BHARATPUR	1516	1126	2642	23095	15199	38294	146	126	272	2936	2363	5299	27693	18814	46507
BHILWARA	1925	1625	3550	14910	7410	22320	45	26	71	443	219	662	17323	9280	26603
BIKANER	1512	1195	2707	7750	3897	11647	1703	887	2590	2020	1029	3049	12985	7008	19993
BUNDI	732	682	1414	6319	4107	10426	0	0	0	456	282	738	7507	5071	12578
CHITTORGARH	744	854	1598	9881	5790	15671	0	0	0	1114	596	1710	11739	7240	18979
CHURU	1853	1055	2908	13858	10016	23874	93	63	156	352	249	601	16156	11383	27539
DOUSA	407	487	894	14212	10199	24411	86	63	149	326	200	526	15031	10949	25980
DHOULPUR	822	631	1453	10405	6206	16611	0	0	0	184	143	327	11411	6980	18391
DUNGARPUR	205	99	304	2485	1555	4040	0	0	0	675	302	977	3365	1956	5321
HANUMANGARH	220	480	700	9186	7352	16538	124	79	203	2103	871	2974	11633	8782	20415
JAIPUR	6635	6048	12683	23058	17132	40190	497	308	805	2438	1562	4000	32628	25050	57678
JAISALMER	184	126	310	2974	1516	4490	9	8	17	153	100	253	3320	1750	5070
JALORE	1117	814	1931	12071	5442	17513	0	0	0	113	68	181	13301	6324	19625
JHALAWAR	926	691	1617	10304	6949	17253	0	0	0	710	393	1103	11940	8033	19973
JHUNJHUNU	767	864	1631	11903	11518	23421	206	218	424	42	15	57	12918	12615	25533
JODHPUR	2608	1386	3994	14230	7561	21791	743	394	1137	2703	1436	4139	20284	10777	31061
KOTA	1419	1298	2717	9349	6095	15444	0	0	0	0	0	0	10768	7393	18161
NAGOUR	2928	1456	4384	22165	9756	31921	0	0	0	1398	562	1960	26491	11774	38265
PALI	1439	1143	2582	13678	8003	21681	14	0	14	1946	971	2917	17077	10117	27194
RAJSAMAND	568	549	1117	10901	7372	18273	0	0	0	923	574	1497	12392	8495	20887
S.MADHOPUR	572	650	1222	10551	7031	17582	0	0	0	1479	438	1917	12602	8119	20721
S. GANGANAGAR	2099	1922	4021	26360	20536	46896	285	247	532	987	698	1685	29731	23403	53134
SIKAR	1865	934	2799	19330	13948	33278	217	169	386	156	109	265	21568	15160	36728
SIROHI	1358	1025	2383	6807	2830	9637	0	0	0	309	194	503	8474	4049	12523
TONK	1137	1140	2277	8507	4280	12787	0	0	0	881	294	1175	10525	5714	16239
UDAIPUR	1189	1300	2489	6762	5353	12115	0	0	0	76	50	126	8027	6703	14730
KAROLI	787	523	1310	18061	8935	26996	0	0	0	2333	715	3048	21181	10173	31354
GRAND TOTAL	45882	37940	83822	401875	258602	660477	5498	3681	9179	33126	17463	50589	486381	317686	804067

DISTRICT WISE AND MANAGEMENT WISE SC ENROLMENT, YEAR- 1999-2000

(UPPER PRIMARY)

54

DISTRICT	GOVERNMENT			LOCAL-BODIES			AIDED SCHOOLS			UN-AIDED SCHOOLS			GRAND TOTAL		
	BOYS	GIRLS	TOTAL	BOYS	GIRLS	TOTAL	BOYS	GIRLS	TOTAL	BOYS	GIRLS	TOTAL	BOYS	GIRLS	TOTAL
AJMER	11406	8251	19657	0	0	0	1486	1598	3084	3178	1977	5155	16070	11826	27896
ALWAR	18515	10957	29472	0	0	0	112	72	184	11457	5364	16821	30084	16393	46477
BANSWARA	2995	2170	5165	0	0	0	6	4	10	260	109	369	3261	2283	5544
BARAN	6777	3398	10175	0	0	0	0	0	0	3000	1273	4273	9777	4671	14448
BARMER	9231	3580	12811	0	0	0	0	0	0	633	344	977	9864	3924	13788
BHARATPUR	16631	10219	26850	0	0	0	219	141	360	18756	13461	32217	35606	23821	59427
BHILWARA	9518	4581	14099	0	0	0	95	42	137	1636	907	2543	11249	5530	16779
BIKANER	5706	2223	7929	0	0	0	3289	1878	5167	1104	363	1467	10099	4464	14563
BUNDI	6517	2839	9356	0	0	0	1314	763	2077	0	0	0	7831	3602	11433
CHITTORGARH	9545	5295	14840	0	0	0	0	0	0	1040	658	1698	10585	5953	16538
CHURU	10349	5888	16237	0	0	0	79	70	149	1270	443	1713	11698	6401	18099
DOUSA	10654	5391	16045	0	0	0	126	102	228	6466	2539	9005	17246	8032	25278
DHOULPUR	7595	3449	11044	0	0	0	35	62	97	1902	831	2733	9532	4342	13874
DUNGARPUR	3810	3096	6906	0	0	0	0	0	0	395	155	550	4205	3251	7456
HANUMANGARH	9293	7314	16607	0	0	0	131	86	217	10132	8419	18551	19556	15819	35375
JAIPUR	21590	13655	35245	0	0	0	1249	1013	2262	15106	8599	23705	37945	23267	61212
JAISALMER	2694	1203	3897	0	0	0	0	0	0	177	103	280	2871	1306	4177
JALORE	10196	3207	13403	0	0	0	0	0	0	111	46	157	10307	3253	13560
JHALAWAR	7554	3155	10709	0	0	0	16	4	20	1588	676	2264	9158	3835	12993
JHUNJHUNU	8420	8137	16557	0	0	0	226	157	383	9285	5021	14306	17931	13315	31246
JODHPUR	8712	4629	13341	0	0	0	395	210	605	3671	1952	5623	12778	6791	19569
KOTA	10311	5893	16204	0	0	0	28	12	40	3756	3688	7444	14095	9593	23688
NAGOUR	5896	1995	7891	0	0	0	0	0	0	1161	412	1573	7057	2407	9464
PALI	13861	7310	21171	0	0	0	0	0	0	2000	1022	3022	15861	8332	24193
RAJSAMAND	9236	4383	13619	0	0	0	0	0	0	1295	762	2057	10531	5145	15676
S.MADHOPUR	6775	2766	9541	0	0	0	0	0	0	5343	1917	7260	12118	4683	16801
S. GANGANAGAR	19515	12802	32317	0	0	0	632	582	1214	6875	4532	11407	27022	17916	44938
SIKAR	7252	3572	10824	0	0	0	76	37	113	2352	1436	3788	9680	5045	14725
SIROHI	6333	2753	9086	0	0	0	0	0	0	258	107	365	6591	2860	9451
TONK	8237	3409	11646	0	0	0	0	0	0	2989	1461	4450	11226	4870	16096
UDAIPUR	5612	3781	9393	0	0	0	0	0	0	346	199	545	5958	3980	9938
KAROLI	2838	422	3260	0	0	0	0	0	0	1103	167	1270	3941	589	4530
GRAND TOTAL	293574	161723	455297	0	0	0	9514	6833	16347	118645	68943	187588	421733	237499	659232

DISTRICT WISE AND MANAGEMENT WISE SC ENROLMENT, YEAR- 1999-2000

(CONSOLIDATED)

55

DISTRICT	GOVERNMENT			LOCAL-BODIES			AIDED SCHOOLS			UN-AIDED SCHOOLS			GRAND TOTAL		
	BOYS	GIRLS	TOTAL	BOYS	GIRLS	TOTAL	BOYS	GIRLS	TOTAL	BOYS	GIRLS	TOTAL	BOYS	GIRLS	TOTAL
AJMER	16283	12573	28856	9906	5415	15321	2763	2644	5407	4994	3036	8030	33946	23668	57614
ALWAR	20120	12637	32757	23619	18658	42277	165	119	284	13949	6560	20509	57853	37974	95827
BANSWARA	3334	2487	5821	3885	2654	6539	6	4	10	423	199	622	7648	5344	12992
BARAN	7963	4648	12611	8860	6725	15585	0	0	0	3718	1579	5297	20541	12952	33493
BARMER	9700	3957	13657	16493	9162	25655	0	0	0	1314	723	2037	27507	13842	41349
BHARATPUR	18147	11345	29492	23095	15199	38294	365	267	632	21692	15824	37516	63299	42635	105934
BHILWARA	11443	6206	17649	14910	7410	22320	140	68	208	2079	1126	3205	28572	14810	43382
BIKANER	7218	3418	10636	7750	3897	11647	4992	2765	7757	3124	1392	4516	23084	11472	34556
BUNDI	7249	3521	10770	6319	4107	10426	1314	763	2077	456	282	738	15338	8673	24011
CHITTORGARH	10289	6149	16438	9881	5790	15671	0	0	0	2154	1254	3408	22324	13193	35517
CHURU	12202	6943	19145	13858	10016	23874	172	133	305	1622	692	2314	27854	17784	45638
DOUSA	11061	5878	16939	14212	10199	24411	212	165	377	6792	2739	9531	32277	18981	51258
DHOULPUR	8417	4080	12497	10405	6206	16611	35	62	97	2086	974	3060	20943	11322	32265
DUNGARPUR	4015	3195	7210	2485	1555	4040	0	0	0	1070	457	1527	7570	5207	12777
HANUMANGARH	9513	7794	17307	9186	7352	16538	255	165	420	12235	9290	21525	31189	24601	55790
JAIPUR	28225	19703	47928	23058	17132	40190	1746	1321	3067	17544	10161	27705	70573	48317	118890
JAISALMER	2878	1329	4207	2974	1516	4490	9	8	17	330	203	533	6191	3056	9247
JALORE	11313	4021	15334	12071	5442	17513	0	0	0	224	114	338	23608	9577	33185
JHALAWAR	8480	3846	12326	10304	6949	17253	16	4	20	2298	1069	3367	21098	11868	32966
JHUNJHUNU	9187	9001	18188	11903	11518	23421	432	375	807	9327	5036	14363	30849	25930	56779
JODHPUR	11320	6015	17335	14230	7561	21791	1138	604	1742	6374	3388	9762	33062	17568	50630
KOTA	11730	7191	18921	9349	6095	15444	28	12	40	3756	3688	7444	24863	16986	41849
NAGOUR	8824	3451	12275	22165	9756	31921	0	0	0	2559	974	3533	33548	14181	47729
PALI	15300	8453	23753	13678	8003	21681	14	0	14	3946	1993	5939	32938	18449	51387
RAJSAMAND	9804	4932	14736	10901	7372	18273	0	0	0	2218	1336	3554	22923	13640	36563
S.MADHOPUR	7347	3416	10763	10551	7031	17582	0	0	0	6822	2355	9177	24720	12802	37522
S. GANGANAGAR	21614	14724	36338	26360	20536	46896	917	829	1746	7862	5230	13092	56753	41319	98072
SIKAR	9117	4506	13623	19330	13948	33278	293	206	499	2508	1545	4053	31248	20205	51453
SIROHI	7691	3778	11469	6807	2830	9637	0	0	0	567	301	868	15065	6909	21974
TONK	9374	4549	13923	8507	4280	12787	0	0	0	3870	1755	5625	21751	10584	32335
UDAIPUR	6801	5081	11882	6762	5353	12115	0	0	0	422	249	671	13985	10683	24668
KAROLI	3625	945	4570	18061	8935	26996	0	0	0	3436	882	4318	25122	10762	35884
GRAND TOTAL	339584	199772	539356	401875	258602	660477	15012	10514	25526	151771	86406	#####	908242	555294	1463536

DISTRICT WISE AND MANAGEMENT WISE ST ENROLMENT, YEAR- 1999-2000

(PRIMARY)

57

DISTRICT	GOVERNMENT			LOCAL-BODIES			AIDED SCHOOLS			UN-AIDED SCHOOLS			GRAND TOTAL		
	BOYS	GIRLS	TOTAL	BOYS	GIRLS	TOTAL	BOYS	GIRLS	TOTAL	BOYS	GIRLS	TOTAL	BOYS	GIRLS	TOTAL
AJMER	140	129	269	1301	597	1898	80	170	250	257	190	447	1778	1086	2864
ALWAR	170	168	338	9888	9226	19114	15	23	38	1852	889	2741	11925	10306	22231
BANSWARA	505	398	903	48810	30408	79218	274	110	384	1374	583	1957	50963	31499	82462
BARAN	111	100	211	13264	9673	22937	0	0	0	339	112	451	13714	9885	23599
BARMER	98	72	170	6324	2943	9267	0	0	0	45	41	86	6467	3056	9523
BHARATPUR	158	114	272	2208	1804	4012	24	11	35	193	141	334	2583	2070	4653
BHILWARA	402	255	657	9057	4688	13745	9	7	16	82	24	106	9550	4974	14524
BIKANER	26	4	30	9	4	13	37	2	39	40	4	44	112	14	126
BUNDI	127	106	233	8737	6274	15011	0	0	0	357	261	618	9221	6641	15862
CHITTORGARH	192	160	352	17562	10389	27951	0	0	0	399	248	647	18153	10797	28950
CHURU	65	43	108	305	183	488	4	0	4	32	21	53	406	247	653
DOUSA	88	116	204	17648	14555	32203	9	7	16	668	210	878	18413	14888	33301
DHOULPUR	2	0	2	2393	1761	4154	0	0	0	25	23	48	2420	1784	4204
DUNGARPUR	672	412	1084	36156	24458	60614	0	0	0	1120	925	2045	37948	25795	63743
HANUMANGARH	396	294	690	725	458	1183	21	7	28	289	204	493	1431	963	2394
JAIPUR	1426	1183	2609	18199	12984	31183	202	114	316	1501	698	2199	21328	14979	36307
JAISALMER	131	68	199	996	458	1454	10	6	16	15	8	23	1152	540	1692
JALORE	236	134	370	5318	1706	7024	0	0	0	17	12	29	5571	1852	7423
JHALAWAR	265	212	477	8075	5771	13846	0	0	0	342	144	486	8682	6127	14809
JHUNJHUNU	35	40	75	1105	1125	2230	13	11	24	5	5	10	1158	1181	2339
JODHPUR	596	182	778	3251	992	4243	169	51	220	617	188	805	4633	1413	6046
KOTA	269	236	505	5100	4794	9894	0	0	0	0	0	0	5369	5030	10399
NAGOUR	10	19	29	987	396	1383	0	0	0	55	35	90	1052	450	1502
PALI	285	133	418	3666	1468	5134	0	0	0	210	98	308	4161	1699	5860
RAJSAMAND	247	239	486	5281	1947	7228	0	0	0	428	255	683	5956	2441	8397
S.MADHOPUR	39	43	82	8629	6095	14724	0	0	0	1697	516	2213	10365	6654	17019
S. GANGANAGAR	10	5	15	953	129	1082	6	2	8	9	7	16	978	143	1121
SIKAR	168	133	301	3184	2418	5602	38	20	58	13	7	20	3403	2578	5981
SIROHI	567	391	958	5834	2154	7988	0	0	0	131	37	168	6532	2582	9114
TONK	342	288	630	7286	3809	11095	0	0	0	594	184	778	8222	4281	12503
UDAIPUR	1041	719	1760	70159	38275	108434	0	0	0	59	35	94	71259	39029	110288
KAROLI	155	231	386	9786	8927	18713	0	0	0	8157	4153	12310	18098	13311	31409
GRAND TOTAL	8974	6627	15601	332196	210869	543065	911	541	1452	20922	10258	31180	363003	228295	591298

DISTRICT WISE AND MANAGEMENT WISE ST ENROLMENT, YEAR- 1999-2000

(UPPER PRIMARY) 58

DISTRICT	GOVERNMENT			LOCAL-BODIES			AIDED SCHOOLS			UN-AIDED SCHOOLS			GRAND TOTAL		
	BOYS	GIRLS	TOTAL	BOYS	GIRLS	TOTAL	BOYS	GIRLS	TOTAL	BOYS	GIRLS	TOTAL	BOYS	GIRLS	TOTAL
AJMER	1076	499	1575	0	0	0	86	134	220	477	297	774	1639	930	2569
ALWAR	6306	4100	10406	0	0	0	43	118	161	7313	3162	10475	13662	7380	21042
BANSWARA	34547	16308	50855	0	0	0	324	172	496	2114	907	3021	36985	17387	54372
BARAN	6649	3114	9763	0	0	0	0	0	0	2045	766	2811	8694	3880	12574
BARMER	2340	683	3023	0	0	0	0	0	0	103	50	153	2443	733	3176
BHARATPUR	2013	1578	3591	0	0	0	17	8	25	2103	1736	3839	4133	3322	7455
BHILWARA	4851	1680	6531	0	0	0	11	7	18	294	174	468	5156	1861	7017
BIKANER	68	18	86	0	0	0	17	7	24	48	9	57	133	34	167
BUNDI	5372	2862	8234	0	0	0	1036	428	1464	0	0	0	6408	3290	9698
CHITTORGARH	9673	3576	13249	0	0	0	0	0	0	274	177	451	9947	3753	13700
CHURU	239	121	360	0	0	0	1	0	1	90	48	138	330	169	499
DOUSA	10163	6055	16218	0	0	0	6	9	15	10676	3579	14255	20845	9643	30488
DHOULPUR	1484	753	2237	0	0	0	0	0	0	914	262	1176	2398	1015	3413
DUNGARPUR	24751	11914	36665	0	0	0	0	0	0	765	391	1156	25516	12305	37821
HANUMANGARH	1255	897	2152	0	0	0	15	4	19	1567	1109	2676	2837	2010	4847
JAIPUR	13122	6482	19604	0	0	0	412	367	779	8294	4288	12582	21828	11137	32965
JAISALMER	797	267	1064	0	0	0	0	0	0	68	41	109	865	308	1173
JALORE	3443	644	4087	0	0	0	0	0	0	22	0	22	3465	644	4109
JHALAWAR	5323	2262	7585	0	0	0	6	2	8	931	509	1440	6260	2773	9033
JHUNJHUNU	917	981	1898	0	0	0	5	9	14	1662	819	2481	2584	1809	4393
JODHPUR	1990	607	2597	0	0	0	90	27	117	842	260	1102	2922	894	3816
KOTA	3403	2589	5992	0	0	0	18	6	24	2686	1319	4005	6107	3914	10021
NAGOUR	325	54	379	0	0	0	0	0	0	35	14	49	360	68	428
PALI	2874	971	3845	0	0	0	0	0	0	194	85	279	3068	1056	4124
RAJSAMAND	4015	1992	6007	0	0	0	0	0	0	563	363	926	4578	2355	6933
S.MADHOPUR	6900	3885	10785	0	0	0	0	0	0	7249	1823	9072	14149	5708	19857
S. GANGANAGAR	65	33	98	0	0	0	8	3	11	27	15	42	100	51	151
SIKAR	1365	835	2200	0	0	0	7	2	9	613	178	791	1985	1015	3000
SIROHI	5683	1758	7441	0	0	0	0	0	0	118	49	167	5801	1807	7608
TONK	5219	1471	6690	0	0	0	0	0	0	1236	400	1636	6455	1871	8326
UDAIPUR	27537	10830	38367	0	0	0	0	0	0	132	144	276	27669	10974	38643
KAROLI	3266	1109	4375	0	0	0	0	0	0	1615	480	2095	4881	1589	6470
GRAND TOTAL	197031	90928	287959	0	0	0	2102	1303	3405	55070	23454	78524	254203	115685	369888

DISTRICT WISE AND MANAGEMENT WISE ST ENROLMENT, YEAR- 1999-2000

(CONSOLIDATED)

59

DISTRICT	GOVERNMENT			LOCAL-BODIES			AIDED SCHOOLS			UN-AIDED SCHOOLS			GRAND TOTAL		
	BOYS	GIRLS	TOTAL	BOYS	GIRLS	TOTAL	BOYS	GIRLS	TOTAL	BOYS	GIRLS	TOTAL	BOYS	GIRLS	TOTAL
AJMER	1216	628	1844	1301	597	1898	166	304	470	734	487	1221	3417	2016	5433
ALWAR	6476	4268	10744	9888	9226	19114	58	141	199	9165	4051	13216	25587	17686	43273
BANSWARA	35052	16706	51758	48810	30408	79218	598	282	880	3488	1490	4978	87948	48886	136834
BARAN	6760	3214	9974	13264	9673	22937	0	0	0	2384	878	3262	22408	13765	36173
BARMER	2438	755	3193	6324	2943	9267	0	0	0	148	91	239	8910	3789	12699
BHARATPUR	2171	1692	3863	2208	1804	4012	41	19	60	2296	1877	4173	6716	5392	12108
BHILWARA	5253	1935	7188	9057	4688	13745	20	14	34	376	198	574	14706	6835	21541
BIKANER	94	22	116	9	4	13	54	9	63	88	13	101	245	48	293
BUNDI	5499	2968	8467	8737	6274	15011	1036	428	1464	357	261	618	15629	9931	25560
CHITTORGARH	9865	3736	13601	17562	10389	27951	0	0	0	673	425	1098	28100	14550	42650
CHURU	304	164	468	305	183	488	5	0	5	122	69	191	736	416	1152
DOUSA	10251	6171	16422	17648	14555	32203	15	16	31	11344	3789	15133	39258	24531	63789
DHOULPUR	1486	753	2239	2393	1761	4154	0	0	0	939	285	1224	4818	2799	7617
DUNGARPUR	25423	12326	37749	36156	24458	60614	0	0	0	1885	1316	3201	63464	38100	101564
HANUMANGARH	1651	1191	2842	725	458	1183	36	11	47	1856	1313	3169	4268	2973	7241
JAIPUR	14548	7665	22213	18199	12984	31183	614	481	1095	9795	4986	14781	43156	26116	69272
JAISALMER	928	335	1263	996	458	1454	10	6	16	83	49	132	2017	848	2865
JALORE	3679	778	4457	5318	1706	7024	0	0	0	39	12	51	9036	2496	11532
JHALAWAR	5588	2474	8062	8075	5771	13846	6	2	8	1273	653	1926	14942	8900	23842
JHUNJHUNU	952	1021	1973	1105	1125	2230	18	20	38	1667	824	2491	3742	2990	6732
JODHPUR	2586	789	3375	3251	992	4243	259	78	337	1459	448	1907	7555	2307	9862
KOTA	3672	2825	6497	5100	4794	9894	18	6	24	2686	1319	4005	11476	8944	20420
NAGOUR	335	73	408	987	396	1383	0	0	0	90	49	139	1412	518	1930
PALI	3159	1104	4263	3666	1468	5134	0	0	0	404	183	587	7229	2755	9984
RAJSAMAND	4262	2231	6493	5281	1947	7228	0	0	0	991	618	1609	10534	4796	15330
S.MADHOPUR	6939	3928	10867	8629	6095	14724	0	0	0	8946	2339	11285	24514	12362	36876
S. GANGANAGAR	75	38	113	953	129	1082	14	5	19	36	22	58	1078	194	1272
SIKAR	1533	968	2501	3184	2418	5602	45	22	67	626	185	811	5388	3593	8981
SIROHI	6250	2149	8399	5834	2154	7988	0	0	0	249	86	335	12333	4389	16722
TONK	5561	1759	7320	7286	3809	11095	0	0	0	1830	584	2414	14677	6152	20829
UDAIPUR	28578	11549	40127	70159	38275	108434	0	0	0	191	179	370	98928	50003	148931
KAROLI	3421	1340	4761	9786	8927	18713	0	0	0	9772	4633	14405	22979	14900	37879
GRAND TOTAL	206005	97555	303560	332196	210869	543065	3013	1844	4857	75992	33712	109704	617206	343980	961186

DISTRICT WISE AND CLASS WISE SC ENROLMENT, YEAR- 1999-2000

DISTRICT	PRE PRIMARY			FIRST			SECOND			THIRD			FOURTH			FIFTH		
	BOYS	GIRLS	TOTAL	BOYS	GIRLS	TOTAL	BOYS	GIRLS	TOTAL	BOYS	GIRLS	TOTAL	BOYS	GIRLS	TOTAL	BOYS	GIRLS	TOTAL
AJMER	1309	933	2242	7772	6711	14483	6706	4275	10981	5316	3517	8833	4273	2908	7181	3655	2277	5932
ALWAR	0	0	0	17216	13966	31182	10530	7682	18212	7309	5020	12329	6446	4126	10572	5824	3296	9120
BANSWARA	0	0	0	2201	1691	3892	1346	1147	2493	1157	863	2020	1030	667	1697	870	505	1375
BARAN	0	0	0	5775	4594	10369	3538	2783	6321	3031	2157	5188	2587	1525	4112	2235	1086	3321
BARMER	0	0	0	12404	8197	20601	4866	2510	7376	3367	1330	4697	2465	888	3353	1966	485	2451
BHARATPUR	318	257	575	14199	10342	24541	10011	6936	16947	9685	6027	15712	7621	5831	13452	7164	5459	12623
BHILWARA	836	658	1494	9864	6083	15947	4982	2612	7594	3714	1893	5607	3208	1454	4662	2695	1187	3882
BIKANER	0	0	0	8878	3967	12845	4882	2539	7421	2591	1430	4021	1831	1046	2877	1507	779	2286
BUNDI	0	0	0	4869	2967	7836	2536	1523	4059	2204	1233	3437	1922	976	2898	2299	575	2874
CHITTORGARH	280	175	455	6981	5136	12117	3658	2326	5984	2998	1870	4868	2581	1392	3973	2311	1065	3376
CHURU	0	0	0	8308	6446	14754	5111	3012	8123	4004	2758	6762	3737	2278	6015	3599	2110	5709
DOUSA	919	531	1450	9580	7634	17214	5570	3970	9540	3889	2423	6312	3526	1722	5248	3226	1352	4578
DHOULPUR	0	0	0	7143	4921	12064	4045	2687	6732	2731	1534	4265	2153	967	3120	1901	673	2574
DUNGARPUR	0	0	0	1165	985	2150	1434	699	2133	1050	856	1906	847	770	1617	829	539	1368
HANUMANGARH	138	79	217	7520	6071	13591	6085	5164	11249	4382	3622	8004	3584	2054	5638	2281	1618	3899
JAIPUR	4095	2856	6951	18857	15583	34440	12333	9343	21676	8590	6155	14745	7913	5118	13031	7226	4153	11379
JAISALMER	0	0	0	2442	1657	4099	973	539	1512	803	337	1140	693	228	921	522	168	690
JALORE	0	0	0	7586	4667	12253	4670	2238	6908	3423	1187	4610	2802	747	3549	2320	444	2764
JHALAWAR	0	0	0	5699	4224	9923	3993	2932	6925	3511	2122	5633	2492	1209	3701	2278	810	3088
JHUNJHUNU	114	113	227	8252	7521	15773	5899	5257	11156	4785	4173	8958	3760	3163	6923	3362	2658	6020
JODHPUR	0	0	0	12251	7776	20027	6207	3582	9789	4614	2254	6868	3856	1774	5630	3635	1462	5097
KOTA	1134	752	1886	5976	4128	10104	4115	3843	7958	3609	3086	6695	3115	2032	5147	2762	1471	4233
NAGOUR	0	0	0	7818	3508	11326	6616	2949	9565	4741	2105	6846	4019	1779	5798	3297	1433	4730
PALI	0	0	0	10008	7247	17255	6042	3907	9949	4993	2695	7688	4000	1930	5930	3300	1329	4629
RAJSAMAND	204	160	364	8564	5367	13931	3065	2245	5310	2480	1591	4071	2057	1109	3166	2220	1077	3297
S.MADHOPUR	0	0	0	7951	5532	13483	4039	2332	6371	3234	1594	4828	2784	1451	4235	2523	1061	3584
S. GANGANAGAR	0	0	0	21391	17232	38623	7867	6572	14439	6942	5942	12884	6009	4232	10241	4962	3672	8634
SIKAR	0	0	0	6422	4359	10781	5887	3951	9838	5117	3218	8335	4769	3041	7810	4499	2837	7336
SIROHI	135	61	196	5904	3787	9691	2473	1159	3632	2124	744	2868	1480	477	1957	1251	346	1597
TONK	0	0	0	6441	4516	10957	3882	2074	5956	2886	1355	4241	2605	1019	3624	2362	789	3151
UDAIPUR	0	0	0	4601	3875	8476	2286	1962	4248	2055	1605	3660	1551	1230	2781	1346	1058	2404
KAROLI	0	0	0	7521	4161	11682	4462	2415	6877	3587	1656	5243	2945	1125	4070	2666	816	3482
GRAND TOTAL	9482	6575	16057	271559	194851	466410	160109	107165	267274	124922	78352	203274	104661	60268	164929	92893	48590	141483

कक्षावार नामांकन में सेकण्डरी विद्यालयों में अध्ययनरत कक्षा 1 से 8 के नामांकन शामिल नहीं किये गये हैं ।

DISTRICT WISE AND CLASS WISE ST ENROLMENT, YEAR- 1999-2000

DISTRICT	PRE PRIMARY			FIRST			SECOND			THIRD			FOURTH			FIFTH		
	BOYS	GIRLS	TOTAL	BOYS	GIRLS	TOTAL	BOYS	GIRLS	TOTAL	BOYS	GIRLS	TOTAL	BOYS	GIRLS	TOTAL	BOYS	GIRLS	TOTAL
AJMER	165	113	278	851	593	1444	588	385	973	550	307	857	375	169	544	368	185	553
ALWAR	0	0	0	6962	6406	13368	4385	3546	7931	3123	2189	5312	2824	1797	4621	2566	1619	4185
BANSWARA	0	0	0	25814	17984	43798	15392	10068	25460	13288	7609	20897	10882	5280	16162	9442	3611	13053
BARAN	0	0	0	6406	4996	11402	3986	2885	6871	3363	2329	5692	2695	1570	4265	2366	1076	3442
BARMER	0	0	0	4671	2796	7467	1694	599	2293	884	204	1088	625	80	705	488	75	563
BHARATPUR	29	16	45	1184	1038	2222	1143	949	2092	947	857	1804	829	686	1515	756	609	1365
BHILWARA	166	49	215	5804	2996	8800	2396	1381	3777	1758	865	2623	1578	590	2168	1249	429	1678
BIKANER	15	6	21	64	12	76	42	7	49	35	4	39	22	3	25	24	7	31
BUNDI	0	0	0	5379	3317	8696	2529	1798	4327	2219	1269	3488	1997	1104	3101	1633	919	2552
CHITTORGARH	138	63	201	9822	6640	16462	4796	2810	7606	3881	1913	5794	3241	1296	4537	2858	1148	4006
CHURU	0	0	0	166	124	290	129	100	229	117	62	179	103	47	150	92	34	126
DOUSA	1072	553	1625	11099	9652	20751	6351	4822	11173	4578	2870	7448	4089	2342	6431	3879	2064	5943
DHOULPUR	0	0	0	1501	1221	2722	848	578	1426	661	376	1037	473	247	720	469	182	651
DUNGARPUR	0	0	0	12475	8590	21065	11975	7665	19640	10265	6051	16316	10592	5480	16072	3613	5209	8822
HANUMANGARH	4	3	7	1002	721	1723	780	531	1311	554	419	973	398	236	634	288	172	460
JAIPUR	2020	1243	3263	12214	9635	21849	7576	5287	12863	4921	2913	7834	4528	2480	7008	4230	1974	6204
JAISALMER	0	0	0	866	556	1422	366	146	512	255	60	315	182	41	223	138	22	160
JALORE	0	0	0	3855	1579	5434	1890	494	2384	1157	193	1350	817	141	958	632	51	683
JHALAWAR	0	0	0	3975	3150	7125	2762	2171	4933	2509	1530	4039	1811	935	2746	1528	647	2175
JHUNJHUNU	17	16	33	998	776	1774	649	571	1220	489	385	874	393	375	768	417	314	731
JODHPUR	0	0	0	2488	880	3368	1096	380	1476	994	293	1287	849	295	1144	718	240	958
KOTA	406	273	679	2524	2214	4738	1937	1695	3632	1735	1361	3096	1307	1086	2393	1191	1024	2215
NAGOOR	0	0	0	342	132	474	252	113	365	175	77	252	151	66	217	132	62	194
PALI	0	0	0	2338	1284	3622	1430	658	2088	1190	355	1545	841	214	1055	669	138	807
RAJSAMAND	84	57	141	3802	1708	5510	1593	715	2308	1221	548	1769	950	426	1376	1001	432	1433
S.MADHOPUR	0	0	0	6830	4644	11474	3625	2266	5891	3012	1743	4755	2799	1345	4144	2801	1003	3804
S. GANGANAGAR	0	0	0	341	40	381	291	34	325	131	36	167	121	26	147	115	23	138
SIKAR	0	0	0	985	912	1897	860	721	1581	826	570	1396	773	498	1271	740	493	1233
SIROHI	72	21	93	5917	2813	8730	2010	678	2688	1376	344	1720	1129	213	1342	666	155	821
TONK	0	0	0	4539	2792	7331	2505	1164	3669	2017	728	2745	1609	585	2194	1399	513	1912
UDAIPUR	0	0	0	41016	24410	65426	18532	9843	28375	15391	7564	22955	8292	2945	11237	7023	2168	9191
KAROLI	0	0	0	5665	4551	10216	3826	3029	6855	3156	2415	5571	2812	1815	4627	2639	1501	4140
GRAND TOTAL	4188	2413	6601	191895	129162	321057	108234	68089	176323	86778	48439	135217	70087	34413	104500	56130	28099	84229

कक्षावार नामांकन में सेकण्डरी विद्यालयों में अध्ययनरत कक्षा 1 से 8 के नामांकन शामिल नहीं किये गये हैं ।

DISTRICT WISE AND CLASS WISE ST ENROLMENT, YEAR- 1999-2000

65

DISTRICT	G.TOTAL P.P. TO FIFTH			SIXTH			SEVENTH			EIGHTH			TOTAL(6-8)			GRAND TOTAL		
	BOYS	GIRLS	TOTAL	BOYS	GIRLS	TOTAL	BOYS	GIRLS	TOTAL	BOYS	GIRLS	TOTAL	BOYS	GIRLS	TOTAL	BOYS	GIRLS	TOTAL
AJMER	2897	1752	4649	229	109	338	141	78	219	150	77	227	520	264	784	3417	2016	5433
ALWAR	19860	15557	35417	2098	972	3070	1840	617	2457	1789	540	2329	5727	2129	7856	25587	17686	43273
BANSWARA	74818	44552	119370	6015	1962	7977	4014	1298	5312	3101	1074	4175	13130	4334	17464	87948	48886	136834
BARAN	18816	12856	31672	1588	482	2070	1066	282	1348	938	145	1083	3592	909	4501	22408	13765	36173
BARMER	8362	3754	12116	259	9	268	172	17	189	117	9	126	548	35	583	8910	3789	12699
BHARATPUR	4888	4155	9043	761	614	1375	596	359	955	471	264	735	1828	1237	3065	6716	5392	12108
BHILWARA	12951	6310	19261	821	211	1032	498	178	676	436	136	572	1755	525	2280	14706	6835	21541
BIKANER	202	39	241	26	6	32	9	2	11	8	1	9	43	9	52	245	48	293
BUNDI	13757	8407	22164	986	769	1755	519	465	984	367	290	657	1872	1524	3396	15629	9931	25560
CHITTORGARH	24736	13870	38606	1631	350	1981	932	192	1124	801	138	939	3364	680	4044	28100	14550	42650
CHURU	607	367	974	61	26	87	50	17	67	18	6	24	129	49	178	736	416	1152
DOUSA	31068	22303	53371	3025	1023	4048	2617	666	3283	2548	539	3087	8190	2228	10418	39258	24531	63789
DHOULPUR	3952	2604	6556	333	99	432	248	57	305	285	39	324	866	195	1061	4818	2799	7617
DUNGARPUR	48920	32995	81915	7899	2176	10075	3985	1640	5625	2660	1289	3949	14544	5105	19649	63464	38100	101564
HANUMANGARH	3026	2082	5108	549	413	962	395	278	673	298	200	498	1242	891	2133	4268	2973	7241
JAIPUR	35489	23532	59021	3038	1164	4202	2375	771	3146	2254	649	2903	7667	2584	10251	43156	26116	69272
JAISALMER	1807	825	2632	102	10	112	65	9	74	43	4	47	210	23	233	2017	848	2865
JALORE	8351	2458	10809	354	19	373	185	11	196	146	8	154	685	38	723	9036	2496	11532
JHALAWAR	12585	8433	21018	1067	229	1296	698	127	825	592	111	703	2357	467	2824	14942	8900	23842
JHUNJHUNU	2963	2437	5400	302	213	515	260	181	441	217	159	376	779	553	1332	3742	2990	6732
JODHPUR	6145	2088	8233	662	97	759	490	77	567	258	45	303	1410	219	1629	7555	2307	9862
KOTA	9100	7653	16753	959	601	1560	687	402	1089	730	288	1018	2376	1291	3667	11476	8944	20420
NAGOUR	1052	450	1502	120	23	143	122	26	148	118	19	137	360	68	428	1412	518	1930
PALI	6468	2649	9117	338	59	397	232	34	266	191	13	204	761	106	867	7229	2755	9984
RAJSAMAND	8651	3886	12537	604	364	968	717	273	990	562	273	835	1883	910	2793	10534	4796	15330
S.MADHOPUR	19067	11001	30068	2010	627	2637	1746	412	2158	1691	322	2013	5447	1361	6808	24514	12362	36876
S. GANGANAGAR	999	159	1158	30	10	40	20	8	28	29	17	46	79	35	114	1078	194	1272
SIKAR	4184	3194	7378	467	162	629	383	127	510	354	110	464	1204	399	1603	5388	3593	8981
SIROHI	11170	4224	15394	526	79	605	326	41	367	311	45	356	1163	165	1328	12333	4389	16722
TONK	12069	5782	17851	1129	150	1279	795	95	890	684	125	809	2608	370	2978	14677	6152	20829
UDAIPUR	90254	46930	137184	4165	2026	6191	2446	308	2754	2063	739	2802	8674	3073	11747	98928	50003	148931
KAROLI	18098	13311	31409	1931	730	2661	1523	440	1963	1427	419	1846	4881	1589	6470	22979	14900	37879
GRAND TOTAL	517312	310615	827927	44085	15784	59869	30152	9488	39640	25657	8093	33750	99894	33365	133259	617206	343980	961186

कक्षावार नामांकन में सेकण्डरी विद्यालयों में अध्ययनरत कक्षा 1 से 8 के नामांकन शामिल नहीं किये गये हैं ।

DISTRICT WISE AND MANAGEMENT WISE TEACHERS, YEAR- 1999-2000

(PRE PRIMARY)

66

DISTRICT	GOVERNMENT			LOCAL-BODIES			AIDED SCHOOLS			UN-AIDED SCHOOLS			GRAND TOTAL		
	MALE	FEMALE	TOTAL	MALE	FEMALE	TOTAL	MALE	FEMALE	TOTAL	MALE	FEMALE	TOTAL	MALE	FEMALE	TOTAL
AJMER	9	8	17	0	0	0	0	0	0	0	0	0	9	8	17
ALWAR	0	0	0	0	0	0	0	0	0	0	0	0	0	0	0
BANSWARA	0	0	0	0	0	0	0	0	0	0	0	0	0	0	0
BARAN	0	0	0	0	0	0	0	0	0	0	0	0	0	0	0
BARMER	0	0	0	0	0	0	0	0	0	0	0	0	0	0	0
BHARATPUR	0	0	0	0	0	0	0	0	0	0	0	0	0	0	0
BHILWARA	0	0	0	0	0	0	0	3	3	0	0	0	0	3	3
BIKANER	0	0	0	0	0	0	0	0	0	0	0	0	0	0	0
BUNDI	0	0	0	0	0	0	0	0	0	0	0	0	0	0	0
CHITTORGARH	0	0	0	0	0	0	0	0	0	0	0	0	0	0	0
CHURU	0	0	0	0	0	0	0	0	0	0	0	0	0	0	0
DOUSA	0	0	0	0	0	0	0	0	0	0	0	0	0	0	0
DHOULPUR	0	0	0	0	0	0	0	0	0	0	0	0	0	0	0
DUNGARPUR	0	0	0	0	0	0	0	0	0	0	0	0	0	0	0
HANUMANGARH	0	0	0	0	0	0	0	0	0	0	0	0	0	0	0
JAIPUR	0	0	0	0	0	0	0	0	0	0	0	0	0	0	0
JAISALMER	0	0	0	0	0	0	0	0	0	0	0	0	0	0	0
JALORE	0	0	0	0	0	0	0	0	0	0	0	0	0	0	0
JHALAWAR	0	0	0	0	0	0	0	0	0	0	0	0	0	0	0
JHUNJHUNU	0	0	0	0	0	0	0	0	0	0	0	0	0	0	0
JODHPUR	0	0	0	0	0	0	0	0	0	0	0	0	0	0	0
KOTA	0	0	0	0	0	0	0	0	0	0	0	0	0	0	0
NAGOUR	0	0	0	0	0	0	0	0	0	0	0	0	0	0	0
PALI	0	0	0	0	0	0	0	0	0	0	0	0	0	0	0
RAJSAMAND	0	0	0	0	0	0	0	0	0	0	0	0	0	0	0
S.MADHOPUR	0	0	0	0	0	0	0	0	0	0	0	0	0	0	0
S. GANGANAGAR	0	0	0	0	0	0	0	0	0	0	0	0	0	0	0
SIKAR	0	0	0	0	0	0	0	0	0	0	0	0	0	0	0
SIROHI	0	0	0	0	0	0	0	0	0	0	0	0	0	0	0
TONK	0	0	0	0	0	0	0	0	0	0	0	0	0	0	0
UDAIPUR	0	0	0	0	0	0	0	0	0	0	0	0	0	0	0
KAROLI	0	0	0	0	0	0	0	0	0	0	0	0	0	0	0
GRAND TOTAL	9	8	17	0	0	0	0	3	3	0	0	0	9	11	20

DISTRICT WISE AND MANAGEMENT WISE TEACHERS, YEAR- 1999-2000

(PRIMARY)

67

DISTRICT	GOVERNMENT			LOCAL-BODIES			AIDED SCHOOLS			UN-AIDED SCHOOLS			GRAND TOTAL		
	MALE	FEMALE	TOTAL	MALE	FEMALE	TOTAL	MALE	FEMALE	TOTAL	MALE	FEMALE	TOTAL	MALE	FEMALE	TOTAL
AJMER	281	626	907	1806	900	2706	121	160	281	294	517	811	2502	2203	4705
ALWAR	114	116	230	3489	1003	4492	7	9	16	787	255	1042	4397	1383	5780
BANSWARA	37	91	128	2477	926	3403	4	3	7	160	140	300	2678	1160	3838
BARAN	99	81	180	189	73	262	0	0	0	1838	321	2159	2126	475	2601
BARMER	57	19	76	3771	713	4484	0	0	0	230	57	287	4058	789	4847
BHARATPUR	269	68	337	2640	448	3088	7	14	21	323	67	390	3239	597	3836
BHILWARA	192	174	366	2561	974	3535	10	22	32	100	138	238	2863	1308	4171
BIKANER	354	252	606	1062	506	1568	115	188	303	204	190	394	1735	1136	2871
BUNDI	135	57	192	1270	393	1663	0	0	0	178	95	273	1583	545	2128
CHITTORGARH	88	88	176	2484	831	3315	0	0	0	272	311	583	2844	1230	4074
CHURU	416	109	525	1801	417	2218	32	11	43	241	87	328	2490	624	3114
DOUSA	61	44	105	2023	217	2240	8	2	10	159	7	166	2251	270	2521
DHOULPUR	80	28	108	1369	170	1539	0	0	0	73	53	126	1522	251	1773
DUNGARPUR	72	10	82	1979	536	2515	0	0	0	175	38	213	2226	584	2810
HANUMANGARH	62	52	114	1243	361	1604	15	6	21	216	43	259	1536	462	1998
JAIPUR	429	776	1205	3618	1075	4693	63	109	172	642	642	1284	4752	2602	7354
JAISALMER	31	11	42	1024	204	1228	5	2	7	56	39	95	1116	256	1372
JALORE	78	34	112	1858	170	2028	0	0	0	113	23	136	2049	227	2276
JHALAWAR	102	38	140	1956	617	2573	0	0	0	216	145	361	2274	800	3074
JHUNJHUNU	114	68	182	1931	925	2856	23	26	49	19	3	22	2087	1022	3109
JODHPUR	249	472	721	2550	1008	3558	148	138	286	602	274	876	3549	1892	5441
KOTA	212	268	480	1301	342	1643	0	0	0	0	0	0	1513	610	2123
NAGOUR	324	88	412	2890	407	3297	0	0	0	299	37	336	3513	532	4045
PALI	131	67	198	2350	399	2749	6	0	6	581	164	745	3068	630	3698
RAJSAMAND	66	44	110	1426	534	1960	0	0	0	92	62	154	1584	640	2224
S.MADHOPUR	62	34	96	1383	192	1575	0	0	0	423	64	487	1868	290	2158
S. GANGANAGAR	70	81	151	1971	881	2852	42	35	77	157	182	339	2240	1179	3419
SIKAR	251	32	283	2851	672	3523	59	16	75	14	7	21	3175	727	3902
SIROHI	134	59	193	819	234	1053	0	0	0	134	87	221	1087	380	1467
TONK	124	95	219	1612	408	2020	0	0	0	329	49	378	2065	552	2617
UDAIPUR	128	243	371	3795	1392	5187	0	0	0	301	593	894	4224	2228	6452
KAROLI	53	31	84	1876	121	1997	0	0	0	547	50	597	2476	202	2678
GRAND TOTAL	4875	4256	9131	65375	18049	83424	665	741	1406	9775	4740	14515	80690	27786	108476

DISTRICT WISE AND MANAGEMENT WISE TEACHERS, YEAR- 1999-2000

(UPPER PRIMARY)

68

DISTRICT	GOVERNMENT			LOCAL-BODIES			AIDED SCHOOLS			UN-AIDED SCHOOLS			GRAND TOTAL		
	MALE	FEMALE	TOTAL	MALE	FEMALE	TOTAL	MALE	FEMALE	TOTAL	MALE	FEMALE	TOTAL	MALE	FEMALE	TOTAL
AJMER	2024	1225	3249	0	0	0	117	246	363	620	929	1549	2761	2400	5161
ALWAR	3322	786	4108	0	0	0	25	31	56	3418	1181	4599	6765	1998	8763
BANSWARA	1995	524	2519	0	0	0	9	5	14	232	136	367	2236	664	2900
BARAN	1281	209	1490	0	0	0	0	0	0	812	310	1122	2093	519	2612
BARMER	2122	240	2362	0	0	0	0	0	0	367	99	466	2489	339	2828
BHARATPUR	3022	507	3529	0	0	0	12	58	70	2866	558	3424	5900	1123	7023
BHILWARA	2272	887	3159	0	0	0	61	74	135	458	577	1035	2791	1538	4329
BIKANER	1306	542	1848	0	0	0	86	92	178	564	343	907	1956	977	2933
BUNDI	1137	363	1500	0	0	0	746	407	1153	0	0	0	1883	770	2653
CHITTORGARH	2245	613	2858	0	0	0	0	0	0	315	343	658	2560	956	3516
CHURU	2074	300	2374	0	0	0	22	6	28	604	186	790	2700	492	3192
DOUSA	1606	186	1772	0	0	0	0	18	18	1873	254	2127	3479	438	3917
DHOULPUR	1048	118	1166	0	0	0	0	8	8	522	135	657	1570	261	1831
DUNGARPUR	1611	435	2046	0	0	0	0	0	0	125	16	141	1736	451	2187
HANUMANGARH	1226	338	1566	0	0	0	10	3	13	1917	596	2512	3155	936	4091
JAIPUR	3340	1608	4948	0	0	0	206	485	671	3913	2576	6489	7469	4649	12108
JAISALMER	751	133	884	0	0	0	0	0	0	86	65	151	837	198	1035
JALORE	1505	205	1710	0	0	0	0	0	0	182	33	215	1687	238	1925
JHALAWAR	1368	288	1656	0	0	0	6	1	7	457	265	722	1831	554	2385
JHUNJHUNU	2096	613	2711	0	0	0	16	70	86	2021	379	2400	4135	1062	5197
JODHPUR	2203	1089	3292	0	0	0	119	170	289	1339	605	1944	3661	1864	5525
KOTA	1307	369	1676	0	0	0	24	18	42	1384	1285	2669	2715	1672	4387
NAGOUR	3295	583	3878	0	0	0	0	0	0	443	120	563	3738	703	4441
PALI	2312	605	2817	0	0	0	0	0	0	670	182	1052	3182	687	3869
RAJSAMAND	1367	320	1687	0	0	0	0	0	0	293	223	516	1660	543	2203
S MADHOPUR	1198	218	1416	0	0	0	0	0	0	1248	272	1520	2446	490	2936
S. GANGANAGAR	1645	635	2280	0	0	0	112	162	294	1013	675	1688	2770	1492	4262
SIKAR	2339	368	2707	0	0	0	18	5	23	1975	287	2262	4332	660	4992
SIROHI	955	181	1136	0	0	0	0	0	0	109	63	172	1064	244	1308
TONK	1381	259	1640	0	0	0	0	0	0	923	369	1312	2304	648	2952
UDAIPUR	2516	1138	3654	0	0	0	0	0	0	166	316	481	2682	1453	4135
KAROL	1328	136	1464	0	0	0	0	0	0	419	43	462	1747	179	1926
GRAND TOTAL	59201	15901	75002	0	0	0	1589	1859	3448	31534	13436	44972	92324	31196	123522

DISTRICT WISE AND MANAGEMENT WISE TEACHERS, YEAR- 1999-2000

(CONSOLIDATED)

69

DISTRICT	GOVERNMENT			LOCAL-BODIES			AIDED SCHOOLS			UN-AIDED SCHOOLS			GRAND TOTAL		
	MALE	FEMALE	TOTAL	MALE	FEMALE	TOTAL	MALE	FEMALE	TOTAL	MALE	FEMALE	TOTAL	MALE	FEMALE	TOTAL
AJMER	2314	1859	4173	1806	900	2706	238	406	644	914	1446	2360	5272	4611	9883
ALWAR	3436	902	4338	3489	1003	4492	32	40	72	4205	1436	5641	11162	3381	14543
BANSWARA	2032	615	2647	2477	926	3403	13	8	21	392	275	667	4914	1824	6738
BARAN	1380	290	1670	189	73	262	0	0	0	2650	631	3281	4219	994	5213
BARMER	2179	259	2438	3771	713	4484	0	0	0	597	156	753	6547	1128	7675
BHARATPUR	3291	575	3866	2640	448	3088	19	72	91	3189	625	3814	9139	1720	10859
BHILWARA	2464	1061	3525	2561	974	3535	71	99	170	558	715	1273	5654	2849	8503
BIKANER	1660	794	2454	1062	506	1568	201	280	481	768	533	1301	3691	2113	5804
BUNDI	1272	420	1692	1270	393	1663	746	407	1153	178	95	273	3466	1315	4781
CHITTORGARH	2333	701	3034	2484	831	3315	0	0	0	587	654	1241	5404	2186	7590
CHURU	2490	409	2899	1801	417	2218	54	17	71	845	273	1118	5190	1116	6306
DOUSA	1667	210	1877	2023	217	2240	8	20	28	2032	261	2293	5730	708	6438
DHOULPUR	1128	146	1274	1369	170	1539	0	8	8	595	188	783	3092	512	3604
DUNGARPUR	1683	445	2128	1979	536	2515	0	0	0	300	54	354	3962	1035	4997
HANUMANGARH	1290	390	1680	1243	361	1604	25	9	34	2133	638	2771	4691	1398	6089
JAIPUR	3769	2384	6153	3618	1075	4693	269	574	843	4555	3218	7773	12211	7251	19462
JAISALMER	782	144	926	1024	204	1228	5	2	7	142	104	246	1953	454	2407
JALORE	1583	239	1822	1858	170	2028	0	0	0	295	56	351	3736	465	4201
JHALAWAR	1470	326	1796	1956	617	2573	6	1	7	673	410	1083	4105	1354	5459
JHUNJHUNU	2212	681	2893	1931	925	2856	39	96	135	2040	382	2422	6222	2084	8306
JODHPUR	2452	1561	4013	2550	1008	3558	267	308	575	1941	879	2820	7210	3756	10966
KOTA	1519	637	2156	1301	342	1643	24	18	42	1384	1285	2669	4228	2282	6510
NAGOUR	3619	671	4290	2890	407	3297	0	0	0	742	157	899	7251	1235	8486
PALI	2443	572	3015	2350	399	2749	6	0	6	1451	346	1797	6250	1317	7567
RAJSAMAND	1433	364	1797	1426	534	1960	0	0	0	385	285	670	3244	1183	4427
S.MADHOPUR	1260	252	1512	1383	192	1575	0	0	0	1671	336	2007	4314	780	5094
S. GANGANAGAR	1715	716	2431	1971	881	2852	154	217	371	1170	857	2027	5010	2671	7681
SIKAR	2590	400	2990	2851	672	3523	77	21	98	1989	294	2283	7507	1387	8894
SIROHI	1089	240	1329	819	234	1053	0	0	0	243	150	393	2151	624	2775
TONK	1505	354	1859	1612	408	2020	0	0	0	1252	438	1690	4369	1200	5569
UDAIPUR	2644	1381	4025	3795	1392	5187	0	0	0	467	908	1375	6906	3681	10587
KAROLI	1381	167	1548	1876	121	1997	0	0	0	966	93	1059	4223	381	4604
GRAND TOTAL	64085	20165	84250	65375	18049	83424	2254	2603	4857	41309	18178	59487	173023	58995	232018

DISTRICT WISE AND TRAINING WISE TEACHERS , YEAR- 1999-2000

(PRE PRIMARY)

70

DISTRICT	TRAIND			UNTRAIND			TOTAL		
	MALE	FEMALE	TOTAL	MALE	FEMALE	TOTAL	MALE	FEMALE	TOTAL
AJMER	9	8	17	0	0	0	9	8	17
ALWAR	0	0	0	0	0	0	0	0	0
BANSWARA	0	0	0	0	0	0	0	0	0
BARAN	0	0	0	0	0	0	0	0	0
BARMER	0	0	0	0	0	0	0	0	0
BHARATPUR	0	0	0	0	0	0	0	0	0
BHILWARA	0	3	3	0	0	0	0	3	3
BIKANER	0	0	0	0	0	0	0	0	0
BUNDI	0	0	0	0	0	0	0	0	0
CHITTORGARH	0	0	0	0	0	0	0	0	0
CHURU	0	0	0	0	0	0	0	0	0
DOUSA	0	0	0	0	0	0	0	0	0
DHOULPUR	0	0	0	0	0	0	0	0	0
DUNGARPUR	0	0	0	0	0	0	0	0	0
HANUMANGARH	0	0	0	0	0	0	0	0	0
JAIPUR	0	0	0	0	0	0	0	0	0
JAISALMER	0	0	0	0	0	0	0	0	0
JALORE	0	0	0	0	0	0	0	0	0
JHALAWAR	0	0	0	0	0	0	0	0	0
JHUNJHUNU	0	0	0	0	0	0	0	0	0
JODHPUR	0	0	0	0	0	0	0	0	0
KOTA	0	0	0	0	0	0	0	0	0
NAGOUR	0	0	0	0	0	0	0	0	0
PALI	0	0	0	0	0	0	0	0	0
RAJSAMAND	0	0	0	0	0	0	0	0	0
S.MADHOPUR	0	0	0	0	0	0	0	0	0
S. GANGANAGA	0	0	0	0	0	0	0	0	0
SIKAR	0	0	0	0	0	0	0	0	0
SIROHI	0	0	0	0	0	0	0	0	0
TONK	0	0	0	0	0	0	0	0	0
UDAIPUR	0	0	0	0	0	0	0	0	0
KAROLI	0	0	0	0	0	0	0	0	0
GRAND TOTAL	9	11	20	0	0	0	9	11	20

DISTRICT WISE AND TRAINING WISE TEACHERS , YEAR- 1999-2000

(PRIMARY)

71

DISTRICT	TRAINED			UNTRAINED			TOTAL		
	MALE	FEMALE	TOTAL	MALE	FEMALE	TOTAL	MALE	FEMALE	TOTAL
AJMER	2110	1784	3894	392	419	811	2502	2203	4705
ALWAR	3603	1158	4761	794	225	1019	4397	1383	5780
BANSWARA	2057	892	2949	621	268	889	2678	1160	3838
BARAN	1910	406	2316	216	69	285	2126	475	2601
BARMER	3773	717	4490	285	72	357	4058	789	4847
BHARATPUR	2857	472	3329	382	125	507	3239	597	3836
BHILWARA	2325	1157	3482	538	151	689	2863	1308	4171
BIKANER	1341	772	2113	394	364	758	1735	1136	2871
BUNDI	1280	478	1758	303	67	370	1583	545	2128
CHITTORGARH	2314	924	3238	530	306	836	2844	1230	4074
CHURU	2212	586	2798	278	38	316	2490	624	3114
DOUSA	1663	225	1888	588	45	633	2251	270	2521
DHCULPUR	1208	205	1413	314	46	360	1522	251	1773
DUNGARPUR	1821	570	2391	405	14	419	2226	584	2810
HANUMANGARH	1152	362	1514	384	100	484	1536	462	1998
JAIPUR	3880	2136	6016	872	466	1338	4752	2602	7354
JAISALMER	881	179	1060	235	77	312	1116	256	1372
JALORE	1561	206	1767	488	21	509	2049	227	2276
JHALAWAR	1824	553	2377	450	247	697	2274	800	3074
JHUNJHUNU	2038	1000	3038	49	22	71	2087	1022	3109
JODHPUR	2931	1472	4403	618	420	1038	3549	1892	5441
KOTA	1343	564	1907	170	46	216	1513	610	2123
NAGOUR	3101	385	3486	412	147	559	3513	532	4045
PALI	2478	482	2960	590	148	738	3068	630	3698
RAJSAMAND	1124	527	1651	460	113	573	1584	640	2224
S.MADHOPUR	1442	185	1627	426	105	531	1868	290	2158
S. GANGANAGA	1946	1027	2973	294	152	446	2240	1179	3419
SIKAR	2680	638	3318	495	89	584	3175	727	3902
SIROHI	844	301	1145	243	79	322	1087	380	1467
TONK	1576	485	2061	489	67	556	2065	552	2617
UDAIPUR	3093	1601	4694	1131	627	1758	4224	2228	6452
KAROLI	1743	149	1892	733	53	786	2476	202	2678
GRAND TOTAL	66111	22598	88709	14579	5188	19767	80690	27786	108476

DISTRICT WISE AND TRAINING WISE TEACHERS , YEAR- 1999-2000

(UPPER PRIMARY)

72

DISTRICT	TRAINED			UNTRAINED			TOTAL		
	MALE	FEMALE	TOTAL	MALE	FEMALE	TOTAL	MALE	FEMALE	TOTAL
AJMER	2461	1820	4281	300	580	880	2761	2400	5161
ALWAR	5185	1244	6429	1580	754	2334	6765	1998	8763
BANSWARA	2069	560	2629	167	104	271	2236	664	2900
BARAN	1620	287	1907	473	232	705	2093	519	2612
BARMER	2284	258	2542	205	81	286	2489	339	2828
BHARATPUR	4651	782	5433	1249	341	1590	5900	1123	7023
BHILWARA	2594	1197	3791	197	341	538	2791	1538	4329
BIKANER	1688	710	2398	268	267	535	1956	977	2933
BUNDI	1523	595	2118	360	175	535	1883	770	2653
CHITTORGARH	2383	711	3094	177	245	422	2560	956	3516
CHURU	2564	450	3014	136	42	178	2700	492	3192
DOUSA	2493	282	2775	986	156	1142	3479	438	3917
DHOULPUR	1506	207	1713	64	54	118	1570	261	1831
DUNGARPUR	1736	451	2187	0	0	0	1736	451	2187
HANUMANGARH	2885	799	3684	270	137	407	3155	936	4091
JAIPUR	6034	3272	9306	1425	1377	2802	7459	4649	12108
JAISALMER	771	165	936	66	33	99	837	198	1035
JALORE	1551	219	1770	136	19	155	1687	238	1925
JHALAWAR	1605	382	1987	226	172	398	1831	554	2385
JHUNJHUNU	3444	883	4327	691	179	870	4135	1062	5197
JODHPUR	3055	1583	4638	606	281	887	3661	1864	5525
KOTA	2135	1125	3260	580	547	1127	2715	1672	4387
NAGOUR	3570	591	4161	168	112	280	3738	703	4441
PALI	2596	533	3129	586	154	740	3182	687	3869
RAJSAMAND	1587	432	2019	73	111	184	1660	543	2203
S.MADHOPUR	1831	326	2157	615	164	779	2446	490	2936
S. GANGANAGA	2276	1149	3425	494	343	837	2770	1492	4262
SIKAR	4227	640	4867	105	20	125	4332	660	4992
SIROHI	1002	210	1212	62	34	96	1064	244	1308
TONK	1751	386	2137	553	262	815	2304	648	2952
UDAIPUR	2521	1304	3825	161	149	310	2682	1453	4135
KAROLI	1507	143	1650	240	36	276	1747	179	1926
GRAND TOTAL	79105	23696	102801	13219	7502	20721	92324	31198	123522

DISTRICT WISE AND TRAINING WISE TEACHERS , YEAR- 1999-2000

(CONSOLIDATED)

73

DISTRICT	TRAIND			UNTRAIND			TOTAL		
	MALE	FEMALE	TOTAL	MALE	FEMALE	TOTAL	MALE	FEMALE	TOTAL
AJMER	4580	3612	8192	692	999	1691	5272	4611	9883
ALWAR	8788	2402	11190	2374	979	3353	11162	3381	14543
BANSWARA	4126	1452	5578	788	372	1160	4914	1824	6738
BARAN	3530	693	4223	689	301	990	4219	994	5213
BARMER	6057	975	7032	490	153	643	6547	1128	7675
BHARATPUR	7508	1254	8762	1631	466	2097	9139	1720	10859
BHILWARA	4919	2357	7276	735	492	1227	5654	2849	8503
BIKANER	3029	1482	4511	662	631	1293	3691	2113	5804
BUNDI	2803	1073	3876	663	242	905	3466	1315	4781
CHITTORGARH	4697	1635	6332	707	551	1258	5404	2186	7590
CHURU	4776	1036	5812	414	80	494	5190	1116	6306
DOUSA	4156	507	4663	1574	201	1775	5730	708	6438
DHOULPUR	2714	412	3126	378	100	478	3092	512	3604
DUNGARPUR	3557	1021	4578	405	14	419	3962	1035	4997
HANUMANGARH	4037	1161	5198	654	237	891	4691	1398	6089
JAIPUR	9914	5408	15322	2297	1843	4140	12211	7251	19462
JAISALMER	1652	344	1996	301	110	411	1953	454	2407
JALORE	3112	425	3537	624	40	664	3736	465	4201
JHALAWAR	3429	935	4364	676	419	1095	4105	1354	5459
JHUNJHUNU	5482	1883	7365	740	201	941	6222	2084	8306
JODHPUR	5986	3055	9041	1224	701	1925	7210	3756	10966
KOTA	3478	1689	5167	750	593	1343	4228	2282	6510
NAGOUR	6671	976	7647	580	259	839	7251	1235	8486
PALI	5074	1015	6089	1176	302	1478	6250	1317	7567
RAJSAMAND	2711	959	3670	533	224	757	3244	1183	4427
S.MADHOPUR	3273	511	3784	1041	269	1310	4314	780	5094
S. GANGANAGA	4222	2176	6398	788	495	1283	5010	2671	7681
SIKAR	6907	1278	8185	600	109	709	7507	1387	8894
SIROHI	1846	511	2357	305	113	418	2151	624	2775
TONK	3327	871	4198	1042	329	1371	4369	1200	5569
UDAIPUR	5614	2905	8519	1292	776	2068	6906	3681	10587
KAROLI	3250	292	3542	973	89	1062	4223	381	4604
GRAND TOTAL	145225	46305	191530	27798	12690	40488	173023	58995	232018

DISTRICT WISE AND TRAINING WISE SC TEACHERS , YEAR- 1999-2000

(PRE PRIMARY)

74

DISTRICT	TRAIND			UNTRAIND			TOTAL		
	MALE	FEMALE	TOTAL	MALE	FEMALE	TOTAL	MALE	FEMALE	TOTAL
AJMER	0	1	1	0	0	0	0	1	1
ALWAR	0	0	0	0	0	0	0	0	0
BANSWARA	0	0	0	0	0	0	0	0	0
BARAN	0	0	0	0	0	0	0	0	0
BARMER	0	0	0	0	0	0	0	0	0
BHARATPUR	0	0	0	0	0	0	0	0	0
BHILWARA	0	0	0	0	0	0	0	0	0
BIKANER	0	0	0	0	0	0	0	0	0
BUNDI	0	0	0	0	0	0	0	0	0
CHITTORGARH	0	0	0	0	0	0	0	0	0
CHURU	0	0	0	0	0	0	0	0	0
DOUSA	0	0	0	0	0	0	0	0	0
DHOULPUR	0	0	0	0	0	0	0	0	0
DUNGARPUR	0	0	0	0	0	0	0	0	0
HANUMANGARH	0	0	0	0	0	0	0	0	0
JAIPUR	0	0	0	0	0	0	0	0	0
JAISALMER	0	0	0	0	0	0	0	0	0
JALORE	0	0	0	0	0	0	0	0	0
JHALAWAR	0	0	0	0	0	0	0	0	0
JHUNJHUNU	0	0	0	0	0	0	0	0	0
JODHPUR	0	0	0	0	0	0	0	0	0
KOTA	0	0	0	0	0	0	0	0	0
NAGOUR	0	0	0	0	0	0	0	0	0
PALI	0	0	0	0	0	0	0	0	0
RAJSAMAND	0	0	0	0	0	0	0	0	0
S.MADHOPUR	0	0	0	0	0	0	0	0	0
S. GANGANAGA	0	0	0	0	0	0	0	0	0
SIKAR	0	0	0	0	0	0	0	0	0
SIROHI	0	0	0	0	0	0	0	0	0
TONK	0	0	0	0	0	0	0	0	0
UDAIPUR	0	0	0	0	0	0	0	0	0
KAROLI	0	0	0	0	0	0	0	0	0
GRAND TOTAL	0	1	1	0	0	0	0	1	1

DISTRICT WISE AND TRAINING WISE SC TEACHERS , YEAR- 1999-2000

(PRIMARY

75

DISTRICT	TRAINED			UNTRAINED			TOTAL		
	MALE	FEMALE	TOTAL	MALE	FEMALE	TOTAL	MALE	FEMALE	TOTAL
AJMER	350	118	468	8	9	17	358	127	485
ALWAR	562	42	604	127	9	136	689	51	740
BANSWARA	162	32	194	12	6	18	174	38	212
BARAN	298	40	338	43	5	48	341	45	386
BARMER	651	88	739	51	13	64	702	101	803
BHARATPUR	308	29	337	83	11	94	391	40	431
BHILWARA	371	96	467	126	7	133	497	103	600
BIKANER	203	59	262	36	18	54	239	77	316
BUNDI	212	39	251	8	0	8	220	39	259
CHITTORGARH	352	58	410	6	6	12	358	64	422
CHURU	330	23	353	13	2	15	343	25	368
DOUSA	258	18	276	85	3	88	343	21	364
DHOULPUR	189	6	195	14	3	17	203	9	212
DUNGARPUR	180	23	203	0	0	0	180	23	203
HANUMANGARH	201	89	290	37	21	58	238	110	348
JAIPUR	718	97	815	92	16	108	810	113	923
JAISALMER	164	7	171	5	2	7	169	9	178
JALORE	259	8	267	34	1	35	293	9	302
JHALAWAR	262	33	295	11	8	19	273	41	314
JHUNJHUNU	279	43	322	5	2	7	284	45	329
JODHPUR	568	195	763	34	9	43	602	204	806
KOTA	167	47	214	5	0	5	172	47	219
NAGOUR	540	65	605	9	6	15	549	71	620
PALI	684	60	744	82	6	88	766	66	832
RAJSAMAND	384	137	521	6	12	18	390	149	539
S.MADHOPUR	319	12	331	33	9	42	352	21	373
S. GANGANAGA	304	87	391	8	4	12	312	91	403
SIKAR	218	32	250	12	2	14	230	34	264
SIROHI	204	30	234	8	2	10	212	32	244
TONK	248	38	286	36	7	43	284	45	329
UDAIPUR	290	77	367	125	7	132	415	84	499
KAROLI	294	3	297	39	3	42	333	6	339
GRAND TOTAL	10529	1731	12260	1193	209	1402	11722	1940	13662

DISTRICT WISE AND TRAINING WISE SC TEACHERS , YEAR- 1999-2000

(UPPER PRIMARY)

76

DISTRICT	TRAIND			UNTRAINED			TOTAL		
	MALE	FEMALE	TOTAL	MALE	FEMALE	TOTAL	MALE	FEMALE	TOTAL
AJMER	312	98	410	32	26	58	344	124	468
ALWAR	775	46	821	259	25	284	1034	71	1105
BANSWARA	154	14	168	12	0	12	166	14	180
BARAN	264	27	291	72	6	78	336	33	369
BARMER	426	13	439	24	3	27	450	16	466
BHARATPUR	441	41	482	91	19	110	532	60	592
BHILWARA	395	53	448	28	7	35	423	60	483
BIKANER	198	48	246	18	9	27	216	57	273
BUNDI	201	32	233	20	12	32	221	44	265
CHITTORGARH	407	33	440	9	5	14	416	38	454
CHURU	426	25	451	17	0	17	443	25	468
DOUSA	280	20	300	93	7	100	373	27	400
DHOULPUR	203	6	209	5	1	6	208	7	215
DUNGARPUR	172	50	222	0	0	0	172	50	222
HANUMANGARH	611	193	804	79	36	115	690	229	919
JAIPUR	899	114	1013	206	30	236	1105	144	1249
JAISALMER	163	4	167	12	0	12	175	4	179
JALORE	268	21	289	25	1	26	293	22	315
JHALAWAR	205	19	224	18	15	33	223	34	257
JHUNJHUNU	554	76	630	126	7	133	680	83	763
JODHPUR	431	194	625	49	28	77	480	222	702
KOTA	257	66	323	43	15	58	300	81	381
NAGOUR	487	97	584	12	7	19	499	104	603
PALI	591	57	648	93	9	102	684	66	750
RAJSAMAND	187	73	260	22	7	29	209	80	289
S.MADHOPUR	302	37	339	89	16	105	391	53	444
S. GANGANAGA	370	45	415	73	21	94	443	66	509
SIKAR	445	23	468	23	4	27	468	27	495
SIROHI	223	15	238	9	3	12	232	18	250
TONK	304	33	337	103	8	111	407	41	448
UDAIPUR	292	31	323	5	1	6	297	32	329
KAROLI	151	9	160	19	4	23	170	13	183
GRAND TOTAL	11394	1613	13007	1686	332	2018	13080	1945	15025

DISTRICT WISE AND TRAINING WISE SC TEACHERS , YEAR- 1999-2000

(CONSOLIDATED)

77

DISTRICT	TRAINED			UNTRAINED			TOTAL		
	MALE	FEMALE	TOTAL	MALE	FEMALE	TOTAL	MALE	FEMALE	TOTAL
AJMER	662	217	879	40	35	75	702	252	954
ALWAR	1337	88	1425	386	34	420	1723	122	1845
BANSWARA	316	46	362	24	6	30	340	52	392
BARAN	562	67	629	115	11	126	677	78	755
BARMER	1077	101	1178	75	16	91	1152	117	1269
BHARATPUR	749	70	819	174	30	204	923	100	1023
BHILWARA	766	149	915	154	14	168	920	163	1083
BIKANER	401	107	508	54	27	81	455	134	589
BUNDI	413	71	484	28	12	40	441	83	524
CHITTORGARH	759	91	850	15	11	26	774	102	876
CHURU	756	48	804	30	2	32	786	50	836
DOUSA	538	38	576	178	10	188	716	48	764
DHOULPUR	392	12	404	19	4	23	411	16	427
DUNGARPUR	352	73	425	0	0	0	352	73	425
HANUMANGARH	812	282	1094	116	57	173	928	339	1267
JAIPUR	1617	211	1828	298	46	344	1915	257	2172
JAISALMER	327	11	338	17	2	19	344	13	357
JALORE	527	29	556	59	2	61	586	31	617
JHALAWAR	467	52	519	29	23	52	496	75	571
JHUNJHUNU	833	119	952	131	9	140	964	128	1092
JODHPUR	999	389	1388	83	37	120	1082	426	1508
KOTA	424	113	537	48	15	63	472	128	600
NAGOUR	1027	162	1189	21	13	34	1048	175	1223
PALI	1275	117	1392	175	15	190	1450	132	1582
RAJSAMAND	571	210	781	28	19	47	599	229	828
S.MADHOPUR	621	49	670	122	25	147	743	74	817
S. GANGANAGA	674	132	806	81	25	106	755	157	912
SIKAR	663	55	718	35	6	41	698	61	759
SIROHI	427	45	472	17	5	22	444	50	494
TONK	552	71	623	139	15	154	691	86	777
UDAIPUR	582	108	690	130	8	138	712	116	828
KAROLI	445	12	457	58	7	65	503	19	522
GRAND TOTAL	21923	3345	25268	2879	541	3420	24802	3886	28688

DISTRICT WISE AND TRAINING WISE ST TEACHERS , YEAR- 1999-2000

(PRIMARY

79

DISTRICT	TRAINED			UNTRAINED			TOTAL		
	MALE	FEMALE	TOTAL	MALE	FEMALE	TOTAL	MALE	FEMALE	TOTAL
AJMER	47	5	52	1	1	2	48	6	54
ALWAR	252	14	266	92	10	102	344	24	368
BANSWARA	819	125	944	112	23	135	931	148	1079
BARAN	282	13	295	35	0	35	317	13	330
BARMER	249	29	278	10	13	23	259	42	301
BHARATPUR	77	4	81	29	2	31	106	6	112
BHILWARA	149	27	176	52	1	53	201	28	229
BIKANER	12	0	12	0	0	0	12	0	12
BUNDI	154	4	158	7	1	8	161	5	166
CHITTORGARH	203	24	227	5	0	5	208	24	232
CHURU	17	1	18	0	0	0	17	1	18
DOUSA	268	11	279	188	6	194	456	17	473
DHOULPUR	78	3	81	2	1	3	80	4	84
DUNGARPUR	655	121	776	0	0	0	655	121	776
HANUMANGARH	29	4	33	0	0	0	29	4	33
JAIPUR	239	37	276	62	4	66	301	41	342
JAISALMER	96	1	97	0	0	0	96	1	97
JALORE	72	2	74	6	0	6	78	2	80
JHALAWAR	151	17	168	7	4	11	158	21	179
JHUNJHUNU	48	10	58	0	1	1	48	11	59
JODHPUR	100	8	108	2	3	5	102	11	113
KOTA	152	35	187	0	1	1	152	36	188
NAGOUR	185	8	193	0	0	0	185	8	193
PALI	106	5	111	6	1	7	112	6	118
RAJSAMAND	43	19	62	11	8	19	54	27	81
S.MADHOPUR	203	16	219	32	3	35	235	19	254
S. GANGANAGA	60	7	67	0	0	0	60	7	67
SIKAR	20	5	25	2	1	3	22	6	28
SIROHI	120	4	124	1	0	1	121	4	125
TONK	157	13	170	14	0	14	171	13	184
UDAIPUR	687	164	851	521	55	576	1208	219	1427
KAROLI	335	7	342	63	1	64	398	8	406
GRAND TOTAL	6065	743	6808	1260	140	1400	7325	883	8208

DISTRICT WISE AND TRAINING WISE ST TEACHERS , YEAR- 1999-2000

(UPPER PRIMARY)

80

DISTRICT	TRAIND			UNTRAIND			TOTAL		
	MALE	FEMALE	TOTAL	MALE	FEMALE	TOTAL	MALE	FEMALE	TOTAL
AJMER	58	6	64	4	2	6	62	8	70
ALWAR	330	25	355	107	9	116	437	34	471
BANSWARA	743	65	808	28	6	34	771	71	842
BARAN	188	5	193	30	2	32	218	7	225
BARMER	96	4	100	10	0	10	106	4	110
BHARATPUR	135	7	142	28	6	34	163	13	176
BHILWARA	153	16	169	9	3	12	162	19	181
BIKANER	29	2	31	0	0	0	29	2	31
BUNDI	143	39	182	19	1	20	162	40	202
CHITTORGARH	228	12	240	4	2	6	232	14	246
CHURU	19	3	22	0	0	0	19	3	22
DOUSA	354	17	371	120	3	123	474	20	494
DHOULPUR	70	1	71	2	0	2	72	1	73
DUNGARPUR	551	80	631	0	0	0	551	80	631
HANUMANGARH	93	11	104	2	0	2	95	11	106
JAIPUR	313	47	360	79	16	95	392	63	455
JAISALMER	124	2	126	2	1	3	126	3	129
JALORE	85	0	85	1	0	1	86	0	86
JHALAWAR	120	15	135	11	8	19	131	23	154
JHUNJHUNU	111	21	132	13	0	13	124	21	145
JODHPUR	97	7	104	0	1	1	97	8	105
KOTA	170	10	180	17	23	40	187	33	220
NAGOUR	217	16	233	0	0	0	217	16	233
PALI	115	6	121	8	0	8	123	6	129
RAJSAMAND	80	26	106	3	1	4	83	27	110
S.MADHOPUR	307	22	329	84	8	92	391	30	421
S. GANGANAGA	53	1	54	0	1	1	53	2	55
SIKAR	90	6	96	10	2	12	100	8	108
SIROHI	89	4	93	4	1	5	93	5	98
TONK	132	5	137	40	0	40	172	5	177
UDAIPUR	433	76	509	17	0	17	450	76	526
KAROLI	301	12	313	39	3	42	340	15	355
GRAND TOTAL	6027	569	6596	691	99	790	6718	668	7386

DISTRICT WISE AND TRAINING WISE ST TEACHERS , YEAR- 1999-2000

(CONSOLIDATED)

81

DISTRICT	TRAIND			UNTRAIND			TOTAL		
	MALE	FEMALE	TOTAL	MALE	FEMALE	TOTAL	MALE	FEMALE	TOTAL
AJMER	105	11	116	5	3	8	110	14	124
ALWAR	582	39	621	199	19	218	781	58	839
BANSWARA	1562	190	1752	140	29	169	1702	219	1921
BARAN	470	18	488	65	2	67	535	20	555
BARMER	345	33	378	20	13	33	365	46	411
BHARATPUR	212	11	223	57	8	65	269	19	288
BHILWARA	302	43	345	61	4	65	363	47	410
BIKANER	41	2	43	0	0	0	41	2	43
BUNDI	297	43	340	26	2	28	323	45	368
CHITTORGARH	431	36	467	9	2	11	440	38	478
CHURU	36	4	40	0	0	0	36	4	40
DOUSA	622	28	650	308	9	317	930	37	967
DHOULPUR	148	4	152	4	1	5	152	5	157
DUNGARPUR	1206	201	1407	0	0	0	1206	201	1407
HANUMANGARH	122	15	137	2	0	2	124	15	139
JAIPUR	552	84	636	141	20	161	693	104	797
JAISALMER	220	3	223	2	1	3	222	4	226
JALORE	157	2	159	7	0	7	164	2	166
JHALAWAR	271	32	303	18	12	30	289	44	333
JHUNJHUNU	159	31	190	13	1	14	172	32	204
JODHPUR	197	15	212	2	4	6	199	19	218
KOTA	322	45	367	17	24	41	339	69	408
NAGOUR	402	24	426	0	0	0	402	24	426
PALI	221	11	232	14	1	15	235	12	247
RAJSAMAND	123	45	168	14	9	23	137	54	191
S.MADHOPUR	510	38	548	116	11	127	626	49	675
S. GANGANAGA	113	8	121	0	1	1	113	9	122
SIKAR	110	11	121	12	3	15	122	14	136
SIROHI	209	8	217	5	1	6	214	9	223
TONK	289	18	307	54	0	54	343	18	361
UDAIPUR	1120	240	1360	538	55	593	1658	295	1953
KAROLI	636	19	655	102	4	106	738	23	761
GRAND TOTAL	12092	1312	13404	1951	239	2190	14043	1551	15594

DISTRICT WISE AND POST WISE TEACHERS , YEAR- 1999-2000

(PRE PRIMARY)

82

DISTRICT	LECTURER			SENIOR TEACHER			TEACHER			OTHER TEACHER			GRAND TOTAL		
	MALE	FEMALE	TOTAL	MALE	FEMALE	TOTAL	MALE	FEMALE	TOTAL	MALE	FEMALE	TOTAL	MALE	FEMALE	TOTAL
AJMER	0	0	0	0	0	0	9	8	17	0	0	0	9	8	17
ALWAR	0	0	0	0	0	0	0	0	0	0	0	0	0	0	0
BANSWARA	0	0	0	0	0	0	0	0	0	0	0	0	0	0	0
BARAN	0	0	0	0	0	0	0	0	0	0	0	0	0	0	0
BARMER	0	0	0	0	0	0	0	0	0	0	0	0	0	0	0
BHARATPUR	0	0	0	0	0	0	0	0	0	0	0	0	0	0	0
BHILWARA	0	0	0	0	0	0	0	3	3	0	0	0	0	3	3
BIKANER	0	0	0	0	0	0	0	0	0	0	0	0	0	0	0
BUNDI	0	0	0	0	0	0	0	0	0	0	0	0	0	0	0
CHITTORGARH	0	0	0	0	0	0	0	0	0	0	0	0	0	0	0
CHURU	0	0	0	0	0	0	0	0	0	0	0	0	0	0	0
DOUSA	0	0	0	0	0	0	0	0	0	0	0	0	0	0	0
DHOULPUR	0	0	0	0	0	0	0	0	0	0	0	0	0	0	0
DUNGARPUR	0	0	0	0	0	0	0	0	0	0	0	0	0	0	0
HANUMANGARH	0	0	0	0	0	0	0	0	0	0	0	0	0	0	0
JAIPUR	0	0	0	0	0	0	0	0	0	0	0	0	0	0	0
JAISALMER	0	0	0	0	0	0	0	0	0	0	0	0	0	0	0
JALORE	0	0	0	0	0	0	0	0	0	0	0	0	0	0	0
JHALAWAR	0	0	0	0	0	0	0	0	0	0	0	0	0	0	0
JHUNJHUNU	0	0	0	0	0	0	0	0	0	0	0	0	0	0	0
JODHPUR	0	0	0	0	0	0	0	0	0	0	0	0	0	0	0
KOTA	0	0	0	0	0	0	0	0	0	0	0	0	0	0	0
NAGOUR	0	0	0	0	0	0	0	0	0	0	0	0	0	0	0
PALI	0	0	0	0	0	0	0	0	0	0	0	0	0	0	0
RAJSAMAND	0	0	0	0	0	0	0	0	0	0	0	0	0	0	0
S.MADHOPUR	0	0	0	0	0	0	0	0	0	0	0	0	0	0	0
S. GANGANAGA	0	0	0	0	0	0	0	0	0	0	0	0	0	0	0
SIKAR	0	0	0	0	0	0	0	0	0	0	0	0	0	0	0
SIROHI	0	0	0	0	0	0	0	0	0	0	0	0	0	0	0
TONK	0	0	0	0	0	0	0	0	0	0	0	0	0	0	0
UDAIPUR	0	0	0	0	0	0	0	0	0	0	0	0	0	0	0
KAROLI	0	0	0	0	0	0	0	0	0	0	0	0	0	0	0
GRAND TOTAL	0	0	0	0	0	0	9	11	20	0	0	0	9	11	20

DISTRICT WISE AND POST WISE TEACHERS , YEAR- 1999-2000

(PRIMARY)

83

DISTRICT	LECTURER			SENIOR TEACHER			TEACHER			OTHER TEACHER			GRAND TOTAL		
	MALE	FEMALE	TOTAL	MALE	FEMALE	TOTAL	MALE	FEMALE	TOTAL	MALE	FEMALE	TOTAL	MALE	FEMALE	TOTAL
AJMER	0	0	0	14	10	24	2488	2193	4681	0	0	0	2502	2203	4705
ALWAR	0	0	0	33	4	37	3907	1343	5250	457	36	493	4397	1383	5780
BANSWARA	0	0	0	0	0	0	2678	1160	3838	0	0	0	2678	1160	3838
BARAN	0	0	0	9	4	13	2117	471	2588	0	0	0	2126	475	2601
BARMER	0	0	0	13	0	13	4042	789	4831	3	0	3	4058	789	4847
BHARATPUR	0	0	0	2	1	3	3237	596	3833	0	0	0	3239	597	3836
BHILWARA	0	0	0	5	2	7	2858	1306	4164	0	0	0	2863	1308	4171
BIKANER	0	0	0	0	0	0	1735	1136	2871	0	0	0	1735	1136	2871
BUNDI	0	0	0	0	0	0	1583	545	2128	0	0	0	1583	545	2128
CHITTORGARH	0	0	0	13	6	19	2830	1224	4054	1	0	1	2844	1230	4074
CHURU	0	0	0	0	0	0	2490	624	3114	0	0	0	2490	624	3114
DOUSA	0	0	0	1	0	1	2250	270	2520	0	0	0	2251	270	2521
DHOULPUR	0	0	0	0	0	0	1522	251	1773	0	0	0	1522	251	1773
DUNGARPUR	0	0	0	0	0	0	2226	584	2810	0	0	0	2226	584	2810
HANUMANGARH	0	0	0	0	0	0	1472	440	1912	64	22	86	1536	462	1998
JAIPUR	0	0	0	5	1	6	4747	2601	7348	0	0	0	4752	2602	7354
JAISALMER	0	0	0	0	0	0	1116	256	1372	0	0	0	1116	256	1372
JALORE	0	0	0	10	0	10	1938	214	2152	101	13	114	2049	227	2276
JHALAWAR	0	0	0	3	0	3	2271	800	3071	0	0	0	2274	800	3074
JHUNJHUNU	0	0	0	0	0	0	2087	1022	3109	0	0	0	2087	1022	3109
JODHPUR	0	0	0	0	0	0	3549	1892	5441	0	0	0	3549	1892	5441
KOTA	0	0	0	0	0	0	1513	610	2123	0	0	0	1513	610	2123
NAGOUR	0	0	0	0	0	0	3513	532	4045	0	0	0	3513	532	4045
PALI	0	0	0	26	3	29	3042	627	3669	0	0	0	3068	630	3698
RAJSAMAND	0	0	0	0	0	0	1584	640	2224	0	0	0	1584	640	2224
S.MADHOPUR	0	0	0	4	0	4	1864	290	2154	0	0	0	1868	290	2158
S. GANGANAGA	0	0	0	0	0	0	2240	1179	3419	0	0	0	2240	1179	3419
SIKAR	0	0	0	11	0	11	3164	727	3891	0	0	0	3175	727	3902
SIROHI	0	0	0	19	4	23	1068	376	1444	0	0	0	1087	380	1467
TONK	0	0	0	5	1	6	2060	551	2611	0	0	0	2065	552	2617
UDAIPUR	0	0	0	0	0	0	4224	2228	6452	0	0	0	4224	2228	6452
KAROLI	0	0	0	1	1	2	2475	201	2676	0	0	0	2476	202	2678
GRAND TOTAL	0	0	0	174	37	211	79890	27678	107568	626	71	697	80690	27786	108476

DISTRICT WISE AND POST WISE TEACHERS , YEAR- 1999-2000

(UPPER PRIMARY)

84

DISTRICT	LECTURER			SENIOR TEACHER			TEACHER			OTHER TEACHER			GRAND TOTAL		
	MALE	FEMALE	TOTAL	MALE	FEMALE	TOTAL	MALE	FEMALE	TOTAL	MALE	FEMALE	TOTAL	MALE	FEMALE	TOTAL
AJMER	1	0	1	289	73	362	2130	2278	4408	342	49	391	2762	2400	5162
ALWAR	0	0	0	663	75	738	5503	1892	7395	599	31	630	6765	1998	8763
BANSWARA	1	0	1	324	29	353	1597	610	2207	314	25	339	2236	664	2900
BARAN	3	0	3	255	21	276	1629	488	2117	206	10	216	2093	519	2612
BARMER	0	0	0	338	17	355	1840	312	2152	311	10	321	2489	339	2828
BHARATPUR	3	1	4	921	112	1033	4247	944	5191	729	66	795	5900	1123	7023
BHILWARA	1	0	1	448	89	537	1949	1391	3340	393	58	451	2791	1538	4329
BIKANER	0	0	0	177	58	235	1537	872	2409	242	47	289	1956	977	2933
BUNDI	0	0	0	177	24	201	1558	738	2296	148	8	156	1883	770	2653
CHITTORGARH	0	0	0	400	43	443	1833	883	2716	327	30	357	2560	956	3516
CHURU	0	0	0	383	33	416	1954	436	2390	363	23	386	2700	492	3192
DOUSA	0	0	0	453	25	478	2806	398	3204	220	15	235	3479	438	3917
DHOULPUR	0	0	0	173	11	184	1213	236	1449	184	14	198	1570	261	1831
DUNGARPUR	0	0	0	260	16	276	1476	435	1911	0	0	0	1736	451	2187
HANUMANGARH	0	0	0	537	83	620	2134	729	2863	484	124	608	3155	936	4091
JAIPUR	0	0	0	997	223	1220	5850	4363	10213	612	63	675	7459	4649	12108
JAISALMER	0	0	0	121	10	131	615	178	793	101	10	111	837	198	1035
JALORE	0	0	0	223	18	241	1226	192	1418	238	28	266	1687	238	1925
JHALAWAR	1	0	1	255	18	273	1369	530	1899	206	6	212	1831	554	2385
JHUNJHUNU	0	0	0	502	79	581	3174	897	4071	459	86	545	4135	1062	5197
JODHPUR	0	0	0	576	74	650	2634	1729	4363	451	61	512	3661	1864	5525
KOTA	0	0	0	191	40	231	2345	1616	3961	179	16	195	2715	1672	4387
NAGOUR	0	0	0	609	72	681	2589	576	3165	540	55	595	3738	703	4441
PALI	1	1	2	360	50	410	2491	588	3079	330	48	378	3182	687	3869
RAJSAMAND	0	0	0	269	21	290	1170	503	1673	221	19	240	1660	543	2203
S.MADHOPUR	0	0	0	295	27	322	1875	460	2335	276	3	279	2446	490	2936
S. GANGANAGA	0	0	0	411	79	490	2024	1372	3396	335	41	376	2770	1492	4262
SIKAR	0	0	0	780	47	827	2854	580	3434	698	33	731	4332	660	4992
SIROHI	1	1	2	141	16	157	801	223	1024	121	4	125	1064	244	1308
TONK	0	0	0	253	21	274	1812	603	2415	239	24	263	2304	648	2952
UDAIPUR	1	0	1	478	42	520	1818	1380	3198	385	31	416	2682	1453	4135
KAROLI	0	0	0	212	18	230	1323	152	1475	212	9	221	1747	179	1926
GRAND TOTAL	13	3	16	12471	1564	14035	69376	28584	97960	10465	1047	11512	92325	31198	123523

DISTRICT WISE AND POST WISE TEACHERS , YEAR- 1999-2000

(CONSOLIDATED)

85

DISTRICT	LECTURER			SENIOR TEACHER			TEACHER			OTHER TEACHER			GRAND TOTAL		
	MALE	FEMALE	TOTAL	MALE	FEMALE	TOTAL	MALE	FEMALE	TOTAL	MALE	FEMALE	TOTAL	MALE	FEMALE	TOTAL
AJMER	1	0	1	303	83	386	4627	4479	9106	342	49	391	5273	4611	9884
ALWAR	0	0	0	696	79	775	9410	3235	12645	1056	67	1123	11162	3381	14543
BANSWARA	1	0	1	324	29	353	4275	1770	6045	314	25	339	4914	1824	6738
BARAN	3	0	3	264	25	289	3746	959	4705	206	10	216	4219	994	5213
BARMER	0	0	0	351	17	368	5882	1101	6983	314	10	324	6547	1128	7675
BHARATPUR	3	1	4	923	113	1036	7484	1540	9024	729	66	795	9139	1720	10859
BHILWARA	1	0	1	453	91	544	4807	2700	7507	393	58	451	5654	2849	8503
BIKANER	0	0	0	177	58	235	3272	2008	5280	242	47	289	3691	2113	5804
BUNDI	0	0	0	177	24	201	3141	1283	4424	148	8	156	3466	1315	4781
CHITTORGARH	0	0	0	413	49	462	4663	2107	6770	328	30	358	5404	2186	7590
CHURU	0	0	0	383	33	416	4444	1060	5504	363	23	386	5190	1116	6306
DOUSA	0	0	0	454	25	479	5056	668	5724	220	15	235	5730	708	6438
DHOULPUR	0	0	0	173	11	184	2735	487	3222	184	14	198	3092	512	3604
DUNGARPUR	0	0	0	260	16	276	3702	1019	4721	0	0	0	3962	1035	4997
HANUMANGARH	0	0	0	537	83	620	3606	1169	4775	548	146	694	4691	1398	6089
JAIPUR	0	0	0	1002	224	1226	10597	6964	17561	612	63	675	12211	7251	19462
JAISALMER	0	0	0	121	10	131	1731	434	2165	101	10	111	1953	454	2407
JALORE	0	0	0	233	18	251	3164	406	3570	339	41	380	3736	465	4201
JHALAWAR	1	0	1	258	18	276	3640	1330	4970	206	6	212	4105	1354	5459
JHUNJHUNU	0	0	0	502	79	581	5261	1919	7180	459	86	545	6222	2084	8306
JODHPUR	0	0	0	576	74	650	6183	3621	9804	451	61	512	7210	3756	10966
KOTA	0	0	0	191	40	231	3858	2226	6084	179	16	195	4228	2282	6510
NAGOUR	0	0	0	609	72	681	6102	1108	7210	540	55	595	7251	1235	8486
PALI	1	1	2	386	53	439	5533	1215	6748	330	48	378	6250	1317	7567
RAJSAMAND	0	0	0	269	21	290	2754	1143	3897	221	19	240	3244	1183	4427
S.MADHOPUR	0	0	0	299	27	326	3739	750	4489	276	3	279	4314	780	5094
S. GANGANAGA	0	0	0	411	79	490	4264	2551	6815	335	41	376	5010	2671	7681
SIKAR	0	0	0	791	47	838	6018	1307	7325	698	33	731	7507	1387	8894
SIROHI	1	1	2	160	20	180	1869	599	2468	121	4	125	2151	624	2775
TONK	0	0	0	258	22	280	3872	1154	5026	239	24	263	4369	1200	5569
UDAIPUR	1	0	1	478	42	520	6042	3608	9650	385	31	416	6906	3681	10587
KAROLI	0	0	0	213	19	232	3798	353	4151	212	9	221	4223	381	4604
GRAND TOTAL	13	3	16	12645	1601	14246	149275	56273	205548	11091	1118	12209	173024	58995	232019

DISTRICT WISE AND MANAGEMENT WISE SCHOOLS IN RURAL AREA, YEAR- 1999-2000

(PRE PRIMARY)

86

DISTRICT	GOVERNMENT			LOCAL-BODIES			AIDED SCHOOLS			UN-AIDED SCHOOLS			GRAND TOTAL		
	BOYS	GIRLS	TOTAL	BOYS	GIRLS	TOTAL	BOYS	GIRLS	TOTAL	BOYS	GIRLS	TOTAL	BOYS	GIRLS	TOTAL
AJMER	3	0	3	0	0	0	0	0	0	0	0	0	3	0	3
ALWAR	0	0	0	0	0	0	0	0	0	0	0	0	0	0	0
BANSWARA	0	0	0	0	0	0	0	0	0	0	0	0	0	0	0
BARAN	0	0	0	0	0	0	0	0	0	0	0	0	0	0	0
BARMER	0	0	0	0	0	0	0	0	0	0	0	0	0	0	0
BHARATPUR	0	0	0	0	0	0	0	0	0	0	0	0	0	0	0
BHILWARA	0	0	0	0	0	0	0	0	0	0	0	0	0	0	0
BIKANER	0	0	0	0	0	0	0	0	0	0	0	0	0	0	0
BUNDI	0	0	0	0	0	0	0	0	0	0	0	0	0	0	0
CHITTORGARH	0	0	0	0	0	0	0	0	0	0	0	0	0	0	0
CHURU	0	0	0	0	0	0	0	0	0	0	0	0	0	0	0
DOUSA	0	0	0	0	0	0	0	0	0	0	0	0	0	0	0
DHOULPUR	0	0	0	0	0	0	0	0	0	0	0	0	0	0	0
DUNGARPUR	0	0	0	0	0	0	0	0	0	0	0	0	0	0	0
HANUMANGARH	0	0	0	0	0	0	0	0	0	0	0	0	0	0	0
JAIPUR	0	0	0	0	0	0	0	0	0	0	0	0	0	0	0
JAISALMER	0	0	0	0	0	0	0	0	0	0	0	0	0	0	0
JALORE	0	0	0	0	0	0	0	0	0	0	0	0	0	0	0
JHALAWAR	0	0	0	0	0	0	0	0	0	0	0	0	0	0	0
JHUNJHUNU	0	0	0	0	0	0	0	0	0	0	0	0	0	0	0
JODHPUR	0	0	0	0	0	0	0	0	0	0	0	0	0	0	0
KOTA	0	0	0	0	0	0	0	0	0	0	0	0	0	0	0
NAGOUR	0	0	0	0	0	0	0	0	0	0	0	0	0	0	0
PALI	0	0	0	0	0	0	0	0	0	0	0	0	0	0	0
RAJSAMAND	0	0	0	0	0	0	0	0	0	0	0	0	0	0	0
S.MADHOPUR	0	0	0	0	0	0	0	0	0	0	0	0	0	0	0
S. GANGANAGAR	0	0	0	0	0	0	0	0	0	0	0	0	0	0	0
SIKAR	0	0	0	0	0	0	0	0	0	0	0	0	0	0	0
SIROHI	0	0	0	0	0	0	0	0	0	0	0	0	0	0	0
TONK	0	0	0	0	0	0	0	0	0	0	0	0	0	0	0
UDAIPUR	0	0	0	0	0	0	0	0	0	0	0	0	0	0	0
KAROLI	0	0	0	0	0	0	0	0	0	0	0	0	0	0	0
GRAND TOTAL	3	0	3	0	0	0	0	0	0	0	0	0	3	0	3

DISTRICT WISE AND MANAGEMENT WISE SCHOOLS IN RURAL AREA, YEAR- 1999-2000

(PRIMARY)

87

DISTRICT	GOVERNMENT			LOCAL-BODIES			AIDED SCHOOLS			UN-AIDED SCHOOLS			GRAND TOTAL		
	BOYS	GIRLS	TOTAL	BOYS	GIRLS	TOTAL	BOYS	GIRLS	TOTAL	BOYS	GIRLS	TOTAL	BOYS	GIRLS	TOTAL
AJMER	0	0	0	1066	56	1122	2	1	3	35	0	35	1103	57	1160
ALWAR	0	0	0	1917	132	2049	0	0	0	181	0	181	2098	132	2230
BANSWARA	0	0	0	1470	30	1500	1	0	1	30	0	30	1501	30	1531
BARAN	3	1	4	846	13	859	0	0	0	26	0	26	875	14	889
BARMER	0	0	0	2603	40	2643	0	0	0	20	0	20	2623	40	2663
BHARATPUR	0	0	0	1199	49	1248	1	1	2	60	2	62	1260	52	1312
BHILWARA	4	0	4	1699	77	1776	0	0	0	15	0	15	1718	77	1795
BIKANER	6	3	9	815	31	846	0	0	0	3	0	3	824	34	858
BUNDI	0	0	0	821	0	821	0	0	0	62	0	62	883	0	883
CHITTORGARH	0	0	0	1640	38	1678	0	0	0	52	0	52	1692	38	1730
CHURU	0	0	0	687	132	819	0	0	0	23	0	23	710	132	842
DOUSA	6	1	7	1050	28	1078	0	0	0	22	0	22	1078	29	1107
DHOULPUR	0	1	1	794	0	794	0	0	0	10	0	10	804	1	805
DUNGARPUR	0	0	0	1240	4	1244	0	0	0	43	0	43	1283	4	1287
HANUMANGARH	0	0	0	701	30	731	0	4	4	23	12	35	724	46	770
JAIPUR	0	0	0	2225	103	2328	1	0	1	55	0	55	2281	103	2384
JAISALMER	0	0	0	700	9	709	0	0	0	4	0	4	704	9	713
JALORE	0	0	0	946	34	980	0	0	0	25	0	25	971	34	1005
JHALAWAR	0	0	0	1114	20	1134	0	0	0	37	0	37	1151	20	1171
JHUNJHUNU	0	0	0	1145	119	1264	1	0	1	3	0	3	1149	119	1268
JODHPUR	0	0	0	1593	31	1624	0	0	0	56	0	56	1649	31	1680
KOTA	0	0	0	652	15	667	0	0	0	0	0	0	652	15	667
NAGOUR	0	0	0	1744	73	1817	0	0	0	100	0	100	1844	73	1917
PALI	0	0	0	1002	59	1061	1	0	1	71	0	71	1074	59	1133
RAJSAMAND	0	0	0	1153	14	1167	0	0	0	36	0	36	1189	14	1203
S.MADHOPUR	0	0	0	726	19	745	0	0	0	69	0	69	795	19	814
S. GANGANAGAR	0	0	0	1396	55	1451	0	3	3	30	2	32	1426	60	1486
SIKAR	0	0	0	1465	99	1564	0	0	0	0	0	0	1465	99	1564
SIROHI	0	0	0	487	13	500	0	0	0	3	0	3	490	13	503
TONK	0	0	0	927	18	945	0	0	0	51	0	51	978	18	996
UDAIPUR	0	0	0	2438	44	2482	0	0	0	157	0	157	2595	44	2639
KAROLI	0	0	0	969	0	969	0	0	0	50	2	52	1019	2	1021
GRAND TOTAL	19	6	25	39230	1385	40615	7	9	16	1352	18	1370	40608	1418	42026

DISTRICT WISE AND MANAGEMENT WISE SCHOOLS IN RURAL AREA, YEAR- 1999-2000

(UPPER PRIMARY)

88

DISTRICT	GOVERNMENT			LOCAL-BODIES			AIDED SCHOOLS			UN-AIDED SCHOOLS			GRAND TOTAL		
	BOYS	GIRLS	TOTAL	BOYS	GIRLS	TOTAL	BOYS	GIRLS	TOTAL	BOYS	GIRLS	TOTAL	BOYS	GIRLS	TOTAL
AJMER	297	33	330	0	0	0	2	1	3	18	0	18	317	34	351
ALWAR	513	47	560	0	0	0	0	0	0	417	0	417	930	47	977
BANSWARA	337	31	368	0	0	0	1	0	1	17	0	17	355	31	386
BARAN	197	13	210	0	0	0	0	0	0	59	0	59	256	13	269
BARMER	391	11	402	0	0	0	0	0	0	12	0	12	403	11	414
BHARATPUR	332	46	378	0	0	0	0	1	1	274	3	277	606	50	656
BHILWARA	373	64	437	0	0	0	1	0	1	22	0	22	396	64	460
BIKANER	211	8	219	0	0	0	0	0	0	28	0	28	239	8	247
BUNDI	174	20	194	0	0	0	0	0	0	74	0	74	248	20	268
CHITTORGARH	392	36	428	0	0	0	0	0	0	9	0	9	401	36	437
CHURU	311	24	335	0	0	0	0	0	0	26	0	26	337	24	361
DOUSA	234	21	255	0	0	0	0	0	0	164	0	164	398	21	419
DHOULPUR	163	7	170	0	0	0	0	0	0	36	0	36	199	7	206
DUNGARPUR	277	18	295	0	0	0	0	0	0	9	0	9	286	18	304
HANUMANGARH	268	11	279	0	0	0	0	0	0	261	28	289	529	39	568
JAIPUR	489	66	555	0	0	0	0	0	0	202	0	202	691	66	757
JAISALMER	126	7	133	0	0	0	0	0	0	2	1	3	128	8	136
JALORE	253	20	273	0	0	0	0	0	0	12	0	12	265	20	285
JHALAWAR	231	15	246	0	0	0	1	0	1	22	0	22	254	15	269
JHUNJHUNU	291	67	358	0	0	0	0	0	0	271	0	271	562	67	629
JODHPUR	359	23	382	0	0	0	0	0	0	52	0	52	411	23	434
KOTA	159	14	173	0	0	0	0	0	0	68	0	68	227	14	241
NAGOUR	460	24	484	0	0	0	0	0	0	105	0	105	565	24	589
PALI	295	46	341	0	0	0	0	0	0	30	0	30	325	46	371
RAJSAMAND	219	17	236	0	0	0	0	0	0	15	0	15	234	17	251
S.MADHOPUR	179	19	198	0	0	0	0	0	0	101	0	101	280	19	299
S. GANGANAGAR	355	12	367	0	0	0	1	0	1	94	3	97	450	15	465
SIKAR	334	34	368	0	0	0	0	0	0	316	0	316	650	34	684
SIROHI	143	1	144	0	0	0	0	0	0	0	0	0	143	1	144
TONK	232	19	251	0	0	0	0	0	0	45	0	45	277	19	296
UDAIPUR	492	42	534	0	0	0	0	0	0	64	0	64	556	42	598
KAROLI	214	12	226	0	0	0	0	0	0	69	0	69	283	12	295
GRAND TOTAL	9301	828	10129	0	0	0	6	2	8	2894	35	2929	12201	865	13066

DISTRICT WISE AND MANAGEMENT WISE SCHOOLS IN RURAL AREA, YEAR- 1999-2000

(CONSOLIDATED)

89

DISTRICT	GOVERNMENT			LOCAL-BODIES			AIDED SCHOOLS			UN-AIDED SCHOOLS			GRAND TOTAL		
	BOYS	GIRLS	TOTAL	BOYS	GIRLS	TOTAL	BOYS	GIRLS	TOTAL	BOYS	GIRLS	TOTAL	BOYS	GIRLS	TOTAL
AJMER	300	33	333	1066	56	1122	4	2	6	53	0	53	1423	91	1514
ALWAR	513	47	560	1917	132	2049	0	0	0	598	0	598	3028	179	3207
BANSWARA	337	31	368	1470	30	1500	2	0	2	47	0	47	1856	61	1917
BARAN	200	14	214	846	13	859	0	0	0	85	0	85	1131	27	1158
BARMER	391	11	402	2603	40	2643	0	0	0	32	0	32	3026	51	3077
BHARATPUR	332	46	378	1199	49	1248	1	2	3	334	5	339	1866	102	1968
BHILWARA	377	64	441	1699	77	1776	1	0	1	37	0	37	2114	141	2255
BIKANER	217	11	228	815	31	846	0	0	0	31	0	31	1063	42	1105
BUNDI	174	20	194	821	0	821	0	0	0	136	0	136	1131	20	1151
CHITTORGARH	392	36	428	1640	38	1678	0	0	0	61	0	61	2093	74	2167
CHURU	311	24	335	687	132	819	0	0	0	49	0	49	1047	156	1203
DOUSA	240	22	262	1050	28	1078	0	0	0	186	0	186	1476	50	1526
DHOULPUR	163	8	171	794	0	794	0	0	0	46	0	46	1003	8	1011
DUNGARPUR	277	18	295	1240	4	1244	0	0	0	52	0	52	1569	22	1591
HANUMANGARH	268	11	279	701	30	731	0	4	4	284	40	324	1253	85	1338
JAIPUR	489	66	555	2225	103	2328	1	0	1	257	0	257	2972	169	3141
JAISALMER	126	7	133	700	9	709	0	0	0	6	1	7	832	17	849
JALORE	253	20	273	946	34	980	0	0	0	37	0	37	1236	54	1290
JHALAWAR	231	15	246	1114	20	1134	1	0	1	59	0	59	1405	35	1440
JHUNJHUNU	291	67	358	1145	119	1264	1	0	1	274	0	274	1711	186	1897
JODHPUR	359	23	382	1593	31	1624	0	0	0	108	0	108	2060	54	2114
KOTA	159	14	173	652	15	667	0	0	0	68	0	68	879	29	908
NAGOUR	460	24	484	1744	73	1817	0	0	0	205	0	205	2409	97	2506
PALI	295	46	341	1002	59	1061	1	0	1	101	0	101	1399	105	1504
RAJSAMAND	219	17	236	1153	14	1167	0	0	0	51	0	51	1423	31	1454
S.MADHOPUR	179	19	198	726	19	745	0	0	0	170	0	170	1075	38	1113
S. GANGANAGAR	355	12	367	1396	55	1451	1	3	4	124	5	129	1876	75	1951
SIKAR	334	34	368	1465	99	1564	0	0	0	316	0	316	2115	133	2248
SIROHI	143	1	144	487	13	500	0	0	0	3	0	3	633	14	647
TONK	232	19	251	927	18	945	0	0	0	96	0	96	1255	37	1292
UDAIPUR	492	42	534	2438	44	2482	0	0	0	221	0	221	3151	86	3237
KAROLI	214	12	226	969	0	969	0	0	0	119	2	121	1302	14	1316
GRAND TOTAL	9323	834	10157	39230	1385	40615	13	11	24	4246	53	4299	52812	2283	55095

DISTRICT WISE AND MANAGEMENT WISE ENROLMENT IN RURAL AREA, YEAR- 1999-2000

(PRE PRIMARY)

90

DISTRICT	GOVERNMENT			LOCAL-BODIES			AIDED SCHOOLS			UN-AIDED SCHOOLS			GRAND TOTAL		
	BOYS	GIRLS	TOTAL	BOYS	GIRLS	TOTAL	BOYS	GIRLS	TOTAL	BOYS	GIRLS	TOTAL	BOYS	GIRLS	TOTAL
AJMER	54	19	73	0	0	0	0	0	0	0	0	0	54	19	73
ALWAR	0	0	0	0	0	0	0	0	0	0	0	0	0	0	0
BANSWARA	0	0	0	0	0	0	0	0	0	0	0	0	0	0	0
BARAN	0	0	0	0	0	0	0	0	0	0	0	0	0	0	0
BARMER	0	0	0	0	0	0	0	0	0	0	0	0	0	0	0
BHARATPUR	0	0	0	0	0	0	0	0	0	0	0	0	0	0	0
BHILWARA	0	0	0	0	0	0	0	0	0	0	0	0	0	0	0
BIKANER	0	0	0	0	0	0	0	0	0	0	0	0	0	0	0
BUNDI	0	0	0	0	0	0	0	0	0	0	0	0	0	0	0
CHITTORGARH	0	0	0	0	0	0	0	0	0	0	0	0	0	0	0
CHURU	0	0	0	0	0	0	0	0	0	0	0	0	0	0	0
DOUSA	0	0	0	0	0	0	0	0	0	0	0	0	0	0	0
DHOULPUR	0	0	0	0	0	0	0	0	0	0	0	0	0	0	0
DUNGARPUR	0	0	0	0	0	0	0	0	0	0	0	0	0	0	0
HANUMANGARH	0	0	0	0	0	0	0	0	0	0	0	0	0	0	0
JAIPUR	0	0	0	0	0	0	0	0	0	0	0	0	0	0	0
JAISALMER	0	0	0	0	0	0	0	0	0	0	0	0	0	0	0
JALORE	0	0	0	0	0	0	0	0	0	0	0	0	0	0	0
JHALAWAR	0	0	0	0	0	0	0	0	0	0	0	0	0	0	0
JHUNJHUNU	0	0	0	0	0	0	0	0	0	0	0	0	0	0	0
JODHPUR	0	0	0	0	0	0	0	0	0	0	0	0	0	0	0
KOTA	0	0	0	0	0	0	0	0	0	0	0	0	0	0	0
NAGOUR	0	0	0	0	0	0	0	0	0	0	0	0	0	0	0
PALI	0	0	0	0	0	0	0	0	0	0	0	0	0	0	0
RAJSAMAND	0	0	0	0	0	0	0	0	0	0	0	0	0	0	0
S.MADHOPUR	0	0	0	0	0	0	0	0	0	0	0	0	0	0	0
S. GANGANAGAR	0	0	0	0	0	0	0	0	0	0	0	0	0	0	0
SIKAR	0	0	0	0	0	0	0	0	0	0	0	0	0	0	0
SIROHI	0	0	0	0	0	0	0	0	0	0	0	0	0	0	0
TONK	0	0	0	0	0	0	0	0	0	0	0	0	0	0	0
UDAIPUR	0	0	0	0	0	0	0	0	0	0	0	0	0	0	0
KAROLI	0	0	0	0	0	0	0	0	0	0	0	0	0	0	0
GRAND TOTAL	54	19	73	0	0	0	0	0	0	0	0	0	54	19	73

DISTRICT WISE AND MANAGEMENT WISE ENROLMENT IN RURAL AREA, YEAR- 1999-2000

(PRIMARY)

91

DISTRICT	GOVERNMENT			LOCAL-BODIES			AIDED SCHOOLS			UN-AIDED SCHOOLS			GRAND TOTAL		
	BOYS	GIRLS	TOTAL	BOYS	GIRLS	TOTAL	BOYS	GIRLS	TOTAL	BOYS	GIRLS	TOTAL	BOYS	GIRLS	TOTAL
AJMER	0	0	0	60232	32778	93010	359	335	694	3402	1480	4882	63993	34593	98586
ALWAR	0	0	0	111020	88009	199029	0	0	0	14437	7501	21938	125457	95510	220967
BANSWARA	0	0	0	75706	47501	123207	276	113	389	2354	1105	3459	78336	48719	127055
BARAN	410	401	811	45551	34776	80327	0	0	0	3194	1380	4574	49155	36557	85712
BARMER	0	0	0	112742	65281	178023	0	0	0	2114	833	2947	114856	66114	180970
BHARATPUR	0	0	0	97637	71500	169137	154	135	289	7522	5299	12821	105313	76934	182247
BHILWARA	148	81	229	82027	43583	125610	0	0	0	1395	783	2178	83570	44447	128017
BIKANER	278	176	454	45277	29743	75020	0	0	0	521	142	663	46076	30061	76137
BUNDI	0	0	0	41497	29362	70859	0	0	0	8053	1584	9637	49550	30946	80496
CHITTORGARH	0	0	0	73996	48471	122467	0	0	0	3478	1909	5387	77474	50380	127854
CHURU	0	0	0	59265	47168	106433	0	0	0	2152	1176	3328	61417	48344	109761
DOUSA	393	448	841	55695	44551	100246	0	0	0	2284	952	3236	58372	45951	104323
DHOULPUR	25	23	48	52681	37142	89823	0	0	0	385	136	521	53091	37301	90392
DUNGARPUR	0	0	0	52647	38770	91417	0	0	0	3155	2205	5360	55802	40975	96777
HANUMANGARH	0	0	0	44225	36991	81216	493	378	871	3932	2213	6145	48650	39582	88232
JAIPUR	0	0	0	120829	100882	221711	116	72	188	5866	2595	8461	126811	103549	230360
JAISALMER	0	0	0	23024	12330	35354	0	0	0	391	130	521	23415	12460	35875
JALORE	0	0	0	74813	42263	117076	0	0	0	1805	652	2457	76618	42915	119533
JHALAWAR	0	0	0	54648	39997	94645	0	0	0	3803	1688	5491	58451	41685	100136
JHUNJHUNU	0	0	0	47448	52651	100099	72	33	105	436	162	598	47956	52846	100802
JODHPUR	0	0	0	122275	74141	196416	0	0	0	7842	5610	13452	130117	79751	209868
KOTA	0	0	0	36522	28454	64976	0	0	0	0	0	0	36522	28454	64976
NAGOUR	0	0	0	159550	95801	255351	0	0	0	9417	5297	14714	168967	101098	270065
PALI	0	0	0	94660	57490	152150	195	8	203	7840	3147	10987	102695	60645	163340
RAJSAMAND	0	0	0	50602	37917	88519	0	0	0	1802	953	2755	52404	38870	91274
S.MADHOPUR	0	0	0	43762	29193	72955	0	0	0	6624	2073	8697	50386	31266	81652
S. GANGANAGAR	0	0	0	59851	50247	110098	82	287	369	2533	2269	4802	62466	52803	115269
SIKAR	0	0	0	122927	107262	230189	0	0	0	0	0	0	122927	107262	230189
SIROHI	0	0	0	57512	34026	91538	0	0	0	1212	504	1716	58724	34530	93254
TONK	0	0	0	42697	25912	68609	0	0	0	4805	1710	6515	47502	27622	75124
UDAIPUR	0	0	0	108154	70726	178880	276	113	389	2768	2597	5365	111198	73436	184634
KAROLI	0	0	0	61032	43978	105010	0	0	0	17771	5929	23700	78803	49907	128710
GRAND TOTAL	1254	1129	2383	2290504	1598896	3889400	2023	1474	3497	133293	64014	197307	2427074	1665513	4092587

DISTRICT WISE AND MANAGEMENT WISE ENROLMENT IN RURAL AREA, YEAR- 1999-2000

(UPPER PRIMARY)

92

DISTRICT	GOVERNMENT			LOCAL-BODIES			AIDED SCHOOLS			UN-AIDED SCHOOLS			GRAND TOTAL		
	BOYS	GIRLS	TOTAL	BOYS	GIRLS	TOTAL	BOYS	GIRLS	TOTAL	BOYS	GIRLS	TOTAL	BOYS	GIRLS	TOTAL
AJMER	45994	23242	69236	0	0	0	459	299	758	2986	1358	4344	49439	24899	74338
ALWAR	73340	47881	121221	0	0	0	0	0	0	60840	25956	86796	134180	73837	208017
BANSWARA	44949	25000	69949	0	0	0	351	181	532	3528	1638	5166	48828	26819	75647
BARAN	28576	17067	45643	0	0	0	0	0	0	10283	4465	14748	38859	21532	60391
BARMER	54208	18980	73188	0	0	0	0	0	0	2798	1178	3976	57006	20158	77164
BHARATPUR	51986	37378	89364	0	0	0	38	182	220	51396	36554	87950	103420	74114	177534
BHILWARA	49232	26025	75257	0	0	0	289	126	415	2936	4417	7353	52457	30568	83025
BIKANER	24859	10328	35187	0	0	0	0	0	0	4608	1850	6458	29467	12178	41645
BUNDI	26207	13665	39872	0	0	0	0	0	0	5429	4305	9734	31636	17970	49606
CHITTORGARH	48222	28288	76510	0	0	0	0	0	0	1472	704	2176	49694	28992	78686
CHURU	51885	27277	79162	0	0	0	0	0	0	5228	2462	7690	57113	29739	86852
DOUSA	35292	20289	55581	0	0	0	0	0	0	34980	13043	48023	70272	33332	103604
DHOULPUR	30097	14844	44941	0	0	0	0	0	0	6958	2675	9633	37055	17519	54574
DUNGARPUR	35950	26292	62242	0	0	0	0	0	0	2755	1005	3760	38705	27297	66002
HANUMANGARH	24519	18566	43085	0	0	0	0	0	0	29313	25472	54785	53832	44038	97870
JAIPUR	83546	52649	136195	0	0	0	0	0	0	33734	13812	47546	117280	66461	183741
JAISALMER	13164	5873	19037	0	0	0	0	0	0	671	216	887	13835	6089	19924
JALORE	53408	19821	73229	0	0	0	0	0	0	2017	633	2650	55425	20454	75879
JHALAWAR	34630	17984	52614	0	0	0	217	68	285	5045	2173	7218	39892	20225	60117
JHUNJHUNU	32590	36483	69073	0	0	0	0	0	0	50399	26620	77019	82989	63103	146092
JODHPUR	65493	36850	102343	0	0	0	0	0	0	10227	6657	16884	75720	43507	119227
KOTA	22811	16249	39060	0	0	0	0	0	0	13753	6370	20123	36564	22619	59183
NAGOUR	29577	8648	38225	0	0	0	0	0	0	3851	1229	5080	33428	9877	43305
PALI	56802	33810	90612	0	0	0	0	0	0	6592	2415	9007	63394	36225	99619
RAJSAMAND	35889	18223	54112	0	0	0	0	0	0	1397	730	2127	37286	18953	56239
S.MADHOPUR	26669	12361	39030	0	0	0	0	0	0	18213	5159	23372	44882	17520	62402
S. GANGANAGAR	38224	27774	65998	0	0	0	112	45	157	16145	10945	27090	54481	38764	93245
SIKAR	35487	29360	64847	0	0	0	0	0	0	29601	19648	49249	65088	49008	114096
SIROHI	25791	12791	38582	0	0	0	0	0	0	415	239	654	26206	13030	39236
TONK	31960	14358	46318	0	0	0	0	0	0	7148	2293	9441	39108	16651	55759
UDAIPUR	55302	42371	97673	0	0	0	0	0	0	1531	716	2247	56833	43087	99920
KAROLI	10735	3287	14022	0	0	0	0	0	0	4174	866	5040	14909	4153	19062
GRAND TOTAL	1277394	744014	2021408	0	0	0	1466	901	2367	430423	227803	658226	1709283	972718	2682001

DISTRICT WISE AND MANAGEMENT WISE ENROLMENT IN RURAL AREA, YEAR- 1999-2000

(CONSOLIDATED)

93

DISTRICT	GOVERNMENT			LOCAL-BODIES			AIDED SCHOOLS			UN-AIDED SCHOOLS			GRAND TOTAL		
	BOYS	GIRLS	TOTAL	BOYS	GIRLS	TOTAL	BOYS	GIRLS	TOTAL	BOYS	GIRLS	TOTAL	BOYS	GIRLS	TOTAL
AJMER	46048	23261	69309	60232	32778	93010	818	634	1452	6388	2838	9226	113486	59511	172997
ALWAR	73340	47881	121221	111020	88009	199029	0	0	0	75277	33457	108734	259637	169347	428984
BANSWARA	44949	25000	69949	75706	47501	123207	627	294	921	5882	2743	8625	127164	75538	202702
BARAN	28986	17468	46454	45551	34776	80327	0	0	0	13477	5845	19322	88014	58089	146103
BARMER	54208	18980	73188	112742	65281	178023	0	0	0	4912	2011	6923	171862	86272	258134
BHARATPUR	51986	37378	89364	97637	71500	169137	192	317	509	58918	41853	100771	208733	151048	359781
BHILWARA	49380	26106	75486	82027	43583	125610	289	126	415	4331	5200	9531	136027	75015	211042
BIKANER	25137	10504	35641	45277	29743	75020	0	0	0	5129	1992	7121	75543	42239	117782
BUNDI	26207	13665	39872	41497	29362	70859	0	0	0	13482	5889	19371	81186	48916	130102
CHITTORGARH	48222	28288	76510	73996	48471	122467	0	0	0	4950	2613	7563	127168	79372	206540
CHURU	51885	27277	79162	59265	47168	106433	0	0	0	7380	3638	11018	118530	78083	196613
DOUSA	35685	20737	56422	55695	44551	100246	0	0	0	37264	13995	51259	128644	79283	207927
DHOULPUR	30122	14867	44989	52681	37142	89823	0	0	0	7343	2811	10154	90146	54820	144966
DUNGARPUR	35950	26292	62242	52647	38770	91417	0	0	0	5910	3210	9120	94507	68272	162779
HANUMANGARH	24519	18566	43085	44225	36991	81216	493	378	871	33245	27685	60930	102482	83620	186102
JAIPUR	83546	52649	136195	120829	100882	221711	116	72	188	39600	16407	56007	244091	170010	414101
JAISALMER	13164	5873	19037	23024	12330	35354	0	0	0	1062	346	1408	37250	18549	55799
JALORE	53408	19821	73229	74813	42263	117076	0	0	0	3822	1285	5107	132043	63369	195412
JHALAWAR	34630	17984	52614	54648	39997	94645	217	68	285	8848	3861	12709	98343	61910	160253
JHUNJHUNU	32590	36483	69073	47448	52651	100099	72	33	105	50835	26782	77617	130945	115949	246894
JODHPUR	65493	36850	102343	122275	74141	196416	0	0	0	18069	12267	30336	205837	123258	329095
KOTA	22811	16249	39060	36522	28454	64976	0	0	0	13753	6370	20123	73086	51073	124159
NAGOUR	29577	8648	38225	159550	95801	255351	0	0	0	13268	6526	19794	202395	110975	313370
PALI	56802	33810	90612	94660	57490	152150	195	8	203	14432	5562	19994	166089	96870	262959
RAJSAMAND	35889	18223	54112	50602	37917	88519	0	0	0	3199	1683	4882	89690	57823	147513
S.MADHOPUR	26669	12361	39030	43762	29193	72955	0	0	0	24837	7232	32069	95268	48786	144054
S. GANGANAGAR	38224	27774	65998	59851	50247	110098	194	332	526	18678	13214	31892	116947	91567	208514
SIKAR	35487	29360	64847	122927	107262	230189	0	0	0	29601	19648	49249	188015	156270	344285
SIROHI	25791	12791	38582	57512	34026	91538	0	0	0	1627	743	2370	84930	47560	132490
TONK	31960	14358	46318	42697	25912	68609	0	0	0	11953	4003	15956	86610	44273	130883
UDAIPUR	55302	42371	97673	108154	70726	178880	276	113	389	4299	3313	7612	168031	116523	284554
KAROLI	10735	3287	14022	61032	43978	105010	0	0	0	21945	6795	28740	93712	54060	147772
GRAND TOTAL	1278702	745162	2023864	2290504	1598896	3889400	3489	2375	5864	563716	291817	855533	4136411	2638250	6774661

DISTRICT WISE AND MANAGEMENT WISE SC ENROLMENT IN RURAL AREA, YEAR- 1999-2000

(PRE PRIMARY)

94

DISTRICT	GOVERNMENT			LOCAL-BODIES			AIDED SCHOOLS			UN-AIDED SCHOOLS			GRAND TOTAL		
	BOYS	GIRLS	TOTAL	BOYS	GIRLS	TOTAL	BOYS	GIRLS	TOTAL	BOYS	GIRLS	TOTAL	BOYS	GIRLS	TOTAL
AJMER	22	6	28	0	0	0	0	0	0	0	0	0	22	6	28
ALWAR	0	0	0	0	0	0	0	0	0	0	0	0	0	0	0
BANSWARA	0	0	0	0	0	0	0	0	0	0	0	0	0	0	0
BARAN	0	0	0	0	0	0	0	0	0	0	0	0	0	0	0
BARMER	0	0	0	0	0	0	0	0	0	0	0	0	0	0	0
BHARATPUR	0	0	0	0	0	0	0	0	0	0	0	0	0	0	0
BHILWARA	0	0	0	0	0	0	0	0	0	0	0	0	0	0	0
BIKANER	0	0	0	0	0	0	0	0	0	0	0	0	0	0	0
BUNDI	0	0	0	0	0	0	0	0	0	0	0	0	0	0	0
CHITTORGARH	0	0	0	0	0	0	0	0	0	0	0	0	0	0	0
CHURU	0	0	0	0	0	0	0	0	0	0	0	0	0	0	0
DOUSA	0	0	0	0	0	0	0	0	0	0	0	0	0	0	0
DHOULPUR	0	0	0	0	0	0	0	0	0	0	0	0	0	0	0
DUNGARPUR	0	0	0	0	0	0	0	0	0	0	0	0	0	0	0
HANUMANGARH	0	0	0	0	0	0	0	0	0	0	0	0	0	0	0
JAIPUR	0	0	0	0	0	0	0	0	0	0	0	0	0	0	0
JAISALMER	0	0	0	0	0	0	0	0	0	0	0	0	0	0	0
JALORE	0	0	0	0	0	0	0	0	0	0	0	0	0	0	0
JHALAWAR	0	0	0	0	0	0	0	0	0	0	0	0	0	0	0
JHUNJHUNU	0	0	0	0	0	0	0	0	0	0	0	0	0	0	0
JODHPUR	0	0	0	0	0	0	0	0	0	0	0	0	0	0	0
KOTA	0	0	0	0	0	0	0	0	0	0	0	0	0	0	0
NAGOUR	0	0	0	0	0	0	0	0	0	0	0	0	0	0	0
PALI	0	0	0	0	0	0	0	0	0	0	0	0	0	0	0
RAJSAMAND	0	0	0	0	0	0	0	0	0	0	0	0	0	0	0
S.MADHOPUR	0	0	0	0	0	0	0	0	0	0	0	0	0	0	0
S. GANGANAGAR	0	0	0	0	0	0	0	0	0	0	0	0	0	0	0
SIKAR	0	0	0	0	0	0	0	0	0	0	0	0	0	0	0
SIROHI	0	0	0	0	0	0	0	0	0	0	0	0	0	0	0
TONK	0	0	0	0	0	0	0	0	0	0	0	0	0	0	0
UDAIPUR	0	0	0	0	0	0	0	0	0	0	0	0	0	0	0
KAROLI	0	0	0	0	0	0	0	0	0	0	0	0	0	0	0
GRAND TOTAL	22	6	28	0	0	0	0	0	0	0	0	0	22	6	28

DISTRICT WISE AND MANAGEMENT WISE SC ENROLMENT IN RURAL AREA, YEAR- 1999-2000

(PRIMARY)

95

DISTRICT	GOVERNMENT			LOCAL-BODIES			AIDED SCHOOLS			UN-AIDED SCHOOLS			GRAND TOTAL		
	BOYS	GIRLS	TOTAL	BOYS	GIRLS	TOTAL	BOYS	GIRLS	TOTAL	BOYS	GIRLS	TOTAL	BOYS	GIRLS	TOTAL
AJMER	0	0	0	9906	5415	15321	30	16	46	315	118	433	10251	5549	15800
ALWAR	0	0	0	23619	18658	42277	0	0	0	1756	843	2599	25375	19501	44876
BANSWARA	0	0	0	3885	2654	6539	0	0	0	113	59	172	3998	2713	6711
BARAN	191	141	332	8860	6725	15585	0	0	0	498	190	688	9549	7056	16605
BARMER	0	0	0	16493	9162	25655	0	0	0	165	87	252	16658	9249	25907
BHARATPUR	0	0	0	23095	15199	38294	36	21	57	1896	1526	3422	25027	16746	41773
BHILWARA	9	2	11	14910	7410	22320	0	0	0	132	59	191	15051	7471	22522
BIKANER	139	32	171	7750	3897	11647	0	0	0	26	4	30	7915	3933	11848
BUNDI	0	0	0	6319	4107	10426	0	0	0	456	282	738	6775	4389	11164
CHITTORGARH	0	0	0	9881	5790	15671	0	0	0	527	239	766	10408	6029	16437
CHURU	0	0	0	13858	10016	23874	0	0	0	126	52	178	13984	10068	24052
DOUSA	88	81	169	14212	10199	24411	0	0	0	252	150	402	14552	10430	24982
DHOULPUR	0	0	0	10405	6206	16611	0	0	0	26	16	42	10431	6222	16653
DUNGARPUR	0	0	0	2485	1555	4040	0	0	0	585	225	810	3070	1780	4850
HANUMANGARH	0	0	0	9186	7352	16538	119	96	215	1312	613	1925	10617	8061	18678
JAIPUR	0	0	0	23058	17132	40190	7	0	7	768	330	1098	23833	17462	41295
JAISALMER	0	0	0	2974	1516	4490	0	0	0	40	6	46	3014	1522	4536
JALORE	0	0	0	12071	5442	17513	0	0	0	16	11	27	12087	5453	17540
JHALAWAR	0	0	0	10304	6949	17253	0	0	0	376	150	526	10680	7099	17779
JHUNJHUNU	0	0	0	11903	11518	23421	8	4	12	41	14	55	11952	11536	23488
JODHPUR	0	0	0	14230	7561	21791	0	0	0	2030	1026	3056	16260	8587	24847
KOTA	0	0	0	9349	6095	15444	0	0	0	0	0	0	9349	6095	15444
NAGOUR	0	0	0	22165	9756	31921	0	0	0	1273	577	1850	23438	10333	33771
PALI	0	0	0	13678	8003	21681	14	0	14	1028	374	1402	14720	8377	23097
RAJSAMAND	0	0	0	10901	7372	18273	0	0	0	292	144	436	11193	7516	18709
S.MADHOPUR	0	0	0	10551	7031	17582	0	0	0	1307	333	1640	11858	7364	19222
S. GANGANAGAR	0	0	0	26360	20536	46896	20	77	97	837	702	1539	27217	21315	48532
SIKAR	0	0	0	19330	13948	33278	0	0	0	0	0	0	19330	13948	33278
SIROHI	0	0	0	6807	2830	9637	0	0	0	82	32	114	6889	2862	9751
TONK	0	0	0	8507	4280	12787	0	0	0	796	241	1037	9303	4521	13824
UDAIPUR	0	0	0	6762	5353	12115	0	0	0	0	0	0	6762	5353	12115
KAROLI	0	0	0	18061	8935	26996	0	0	0	1734	368	2102	19795	9303	29098
GRAND TOTAL	427	256	683	401875	258602	660477	234	214	448	18805	8771	27576	421341	267843	689184

DISTRICT WISE AND MANAGEMENT WISE SC ENROLMENT IN RURAL AREA, YEAR- 1999-2000

(UPPER PRIMARY)

96

DISTRICT	GOVERNMENT			LOCAL-BODIES			AIDED SCHOOLS			UN-AIDED SCHOOLS			GRAND TOTAL		
	BOYS	GIRLS	TOTAL	BOYS	GIRLS	TOTAL	BOYS	GIRLS	TOTAL	BOYS	GIRLS	TOTAL	BOYS	GIRLS	TOTAL
AJMER	7955	4050	12005	0	0	0	58	52	110	321	120	441	8334	4222	12556
ALWAR	16803	9671	26474	0	0	0	0	0	0	8192	3434	11626	24995	13105	38100
BANSWARA	2750	2005	4755	0	0	0	6	4	10	192	66	258	2948	2075	5023
BARAN	6013	3218	9231	0	0	0	0	0	0	1394	491	1885	7407	3709	11116
BARMER	8530	2902	11432	0	0	0	0	0	0	210	86	296	8740	2988	11728
BHARATPUR	14321	8796	23117	0	0	0	6	14	20	15155	10816	25971	29482	19626	49108
BHILWARA	8213	3736	11949	0	0	0	27	9	36	349	176	525	8589	3921	12510
BIKANER	4655	1421	6076	0	0	0	0	0	0	264	105	369	4919	1526	6445
BUNDI	5468	2654	8122	0	0	0	0	0	0	1362	744	2106	6830	3398	10228
CHITTORGARH	7996	4160	12156	0	0	0	0	0	0	165	69	234	8161	4229	12390
CHURU	8998	4593	13591	0	0	0	0	0	0	393	147	540	9391	4740	14131
DOUSA	10386	5186	15572	0	0	0	0	0	0	5575	2011	7586	15961	7197	23158
DHOULPUR	6778	2943	9721	0	0	0	0	0	0	904	290	1194	7682	3233	10915
DUNGARPUR	3619	2941	6560	0	0	0	0	0	0	298	122	420	3917	3063	6980
HANUMANGARH	6320	4464	10784	0	0	0	0	0	0	8712	6991	15703	15032	11455	26487
JAIPUR	15449	8627	24076	0	0	0	0	0	0	3799	1489	5288	19248	10116	29364
JAISALMER	2328	1028	3356	0	0	0	0	0	0	53	17	70	2381	1045	3426
JALORE	9483	3035	12518	0	0	0	0	0	0	41	12	53	9524	3047	12571
JHALAWAR	6494	2784	9278	0	0	0	16	4	20	623	185	808	7133	2973	10106
JHUNJHUNU	7827	7762	15589	0	0	0	0	0	0	7500	4149	11649	15327	11911	27238
JODHPUR	8030	3780	11810	0	0	0	0	0	0	3518	1638	5156	11548	5418	16966
KOTA	5591	3582	9173	0	0	0	0	0	0	1714	683	2397	7305	4265	11570
NAGOUR	6148	1587	7735	0	0	0	0	0	0	795	230	1025	6943	1817	8760
PALI	11970	6258	18228	0	0	0	0	0	0	656	259	915	12626	6517	19143
RAJSAMAND	4488	2648	7136	0	0	0	0	0	0	244	99	343	4732	2747	7479
S.MADHOPUR	6162	2288	8450	0	0	0	0	0	0	2722	775	3497	8884	3063	11947
S. GANGANAGAR	17056	10890	27946	0	0	0	18	13	31	3180	1942	5122	20254	12845	33099
SIKAR	6413	2997	9410	0	0	0	0	0	0	1041	328	1369	7454	3325	10779
SIROHI	5512	2243	7755	0	0	0	0	0	0	17	9	26	5529	2252	7781
TONK	7504	2855	10359	0	0	0	0	0	0	931	289	1220	8435	3144	11579
UDAIPUR	4538	2875	7413	0	0	0	0	0	0	346	199	545	4884	3074	7958
KAROLI	2411	365	2776	0	0	0	0	0	0	921	140	1061	3332	505	3837
GRAND TOTAL	246209	128344	374553	0	0	0	131	96	227	71587	38111	109698	317927	166551	484478

DISTRICT WISE AND MANAGEMENT WISE SC ENROLMENT IN RURAL AREA, YEAR- 1999-2000

(CONSOLIDATED) 97

DISTRICT	GOVERNMENT			LOCAL-BODIES			AIDED SCHOOLS			UN-AIDED SCHOOLS			GRAND TOTAL		
	BOYS	GIRLS	TOTAL	BOYS	GIRLS	TOTAL	BOYS	GIRLS	TOTAL	BOYS	GIRLS	TOTAL	BOYS	GIRLS	TOTAL
AJMER	7977	4056	12033	9906	5415	15321	88	68	156	636	238	874	18607	9777	28384
ALWAR	16803	9671	26474	23619	18658	42277	0	0	0	9948	4277	14225	50370	32606	82976
BANSWARA	2750	2005	4755	3885	2654	6539	6	4	10	305	125	430	6946	4788	11734
BARAN	6204	3359	9563	8860	6725	15585	0	0	0	1892	681	2573	16956	10765	27721
BARMER	8530	2902	11432	16493	9162	25655	0	0	0	375	173	548	25398	12237	37635
BHARATPUR	14321	8796	23117	23095	15199	38294	42	35	77	17051	12342	29393	54509	36372	90881
BHILWARA	8222	3738	11960	14910	7410	22320	27	9	36	481	235	716	23640	11392	35032
BIKANER	4794	1453	6247	7750	3897	11647	0	0	0	290	109	399	12834	5459	18293
BUNDI	5468	2654	8122	6319	4107	10426	0	0	0	1818	1026	2844	13605	7787	21392
CHITTORGARH	7996	4160	12156	9881	5790	15671	0	0	0	692	308	1000	18569	10258	28827
CHURU	8998	4593	13591	13858	10016	23874	0	0	0	519	199	718	23375	14808	38183
DOUSA	10474	5267	15741	14212	10199	24411	0	0	0	5827	2161	7988	30513	17627	48140
DHOULPUR	6778	2943	9721	10405	6206	16611	0	0	0	930	306	1236	18113	9455	27568
DUNGARPUR	3619	2941	6560	2485	1555	4040	0	0	0	883	347	1230	6987	4843	11830
HANUMANGARH	6320	4464	10784	9186	7352	16538	119	96	215	10024	7604	17628	25649	19516	45165
JAIPUR	15449	8627	24076	23058	17132	40190	7	0	7	4567	1819	6386	43081	27578	70659
JAISALMER	2328	1028	3356	2974	1516	4490	0	0	0	93	23	116	5395	2567	7962
JALORE	9483	3035	12518	12071	5442	17513	0	0	0	57	23	80	21611	8500	30111
JHALAWAR	6494	2784	9278	10304	6949	17253	16	4	20	999	335	1334	17813	10072	27885
JHUNJHUNU	7827	7762	15589	11903	11518	23421	8	4	12	7541	4163	11704	27279	23447	50726
JODHPUR	8030	3780	11810	14230	7561	21791	0	0	0	5548	2664	8212	27808	14005	41813
KOTA	5591	3582	9173	9349	6095	15444	0	0	0	1714	683	2397	16654	10360	27014
NAGOUR	6148	1587	7735	22165	9756	31921	0	0	0	2068	807	2875	30381	12150	42531
PALI	11970	6258	18228	13678	8003	21681	14	0	14	1684	633	2317	27346	14894	42240
RAJSAMAND	4488	2648	7136	10901	7372	18273	0	0	0	536	243	779	15925	10263	26188
S.MADHOPUR	6162	2288	8450	10551	7031	17582	0	0	0	4029	1108	5137	20742	10427	31169
S. GANGANAGAR	17056	10890	27946	26360	20536	46896	38	90	128	4017	2644	6661	47471	34160	81631
SIKAR	6413	2997	9410	19330	13948	33278	0	0	0	1041	328	1369	26784	17273	44057
SIROHI	5512	2243	7755	6807	2830	9637	0	0	0	99	41	140	12418	5114	17532
TONK	7504	2855	10359	8507	4280	12787	0	0	0	1727	530	2257	17738	7665	25403
UDAIPUR	4538	2875	7413	6762	5353	12115	0	0	0	346	199	545	11646	8427	20073
KAROLI	2411	365	2776	18061	8935	26996	0	0	0	2655	508	3163	23127	9808	32935
GRAND TOTAL	246658	128606	375264	401875	258602	660477	365	310	675	90392	46882	137274	739290	434400	1173690

DISTRICT WISE AND MANAGEMENT WISE ST ENROLMENT IN RURAL AREA, YEAR- 1999-2000

(PRIMARY)

99

DISTRICT	GOVERNMENT			LOCAL-BODIES			AIDED SCHOOLS			UN-AIDED SCHOOLS			GRAND TOTAL		
	BOYS	GIRLS	TOTAL	BOYS	GIRLS	TOTAL	BOYS	GIRLS	TOTAL	BOYS	GIRLS	TOTAL	BOYS	GIRLS	TOTAL
AJMER	0	0	0	1301	597	1898	2	2	4	42	22	64	1345	621	1966
ALWAR	0	0	0	9888	9226	19114	0	0	0	1585	767	2352	11473	9993	21466
BANSWARA	0	0	0	48810	30408	79218	274	110	384	1300	538	1838	50384	31056	81440
BARAN	5	2	7	13264	9673	22937	0	0	0	235	64	299	13504	9739	23243
BARMER	0	0	0	6324	2943	9267	0	0	0	11	3	14	6335	2946	9281
BHARATPUR	0	0	0	2208	1804	4012	0	0	0	124	63	187	2332	1867	4199
BHILWARA	3	0	3	9057	4688	13745	0	0	0	63	9	72	9123	4697	13820
BIKANER	0	0	0	9	4	13	0	0	0	0	0	0	9	4	13
BUNDI	0	0	0	8737	6274	15011	0	0	0	357	261	618	9094	6535	15629
CHITTORGARH	0	0	0	17562	10389	27951	0	0	0	219	121	340	17781	10510	28291
CHURU	0	0	0	305	183	488	0	0	0	12	7	19	317	190	507
DOUSA	51	74	125	17648	14555	32203	0	0	0	619	184	803	18318	14813	33131
DHOULPUR	1	0	1	2393	1761	4154	0	0	0	2	3	5	2396	1764	4160
DUNGARPUR	0	0	0	36156	24458	60614	0	0	0	925	703	1628	37081	25161	62242
HANUMANGARH	0	0	0	725	458	1183	4	3	7	843	578	1421	1572	1039	2611
JAIPUR	0	0	0	18199	12984	31183	4	2	6	775	318	1093	18978	13304	32282
JAISALMER	0	0	0	996	458	1454	0	0	0	2	0	2	998	458	1456
JALORE	0	0	0	5318	1706	7024	0	0	0	1	1	2	5319	1707	7026
JHALAWAR	0	0	0	8075	5771	13846	0	0	0	242	87	329	8317	5858	14175
JHUNJHUNU	0	0	0	1105	1125	2230	0	0	0	0	1	1	1105	1126	2231
JODHPUR	0	0	0	3251	992	4243	0	0	0	86	54	140	3337	1046	4383
KOTA	0	0	0	5100	4794	9894	0	0	0	0	0	0	5100	4794	9894
NAGOUR	0	0	0	987	396	1383	0	0	0	71	69	140	1058	465	1523
PALI	0	0	0	3666	1468	5134	0	0	0	93	35	128	3759	1503	5262
RAJSAMAND	0	0	0	5281	1947	7228	0	0	0	49	23	72	5330	1970	7300
S.MADHOPUR	0	0	0	8629	6095	14724	0	0	0	1577	458	2035	10206	6553	16759
S. GANGANAGAR	0	0	0	953	129	1082	2	3	5	7	3	10	962	135	1097
SIKAR	0	0	0	3184	2418	5602	0	0	0	0	0	0	3184	2418	5602
SIROHI	0	0	0	5834	2154	7988	0	0	0	37	2	39	5871	2156	8027
TONK	0	0	0	7286	3809	11095	0	0	0	537	169	706	7823	3978	11801
UDAIPUR	0	0	0	70159	38275	108434	0	0	0	15	0	15	70174	38275	108449
KAROLI	0	0	0	9786	8927	18713	0	0	0	7832	3970	11802	17618	12897	30515
GRAND TOTAL	60	76	136	332196	210869	543065	286	120	406	17661	8513	26174	350203	219578	569781

DISTRICT WISE AND MANAGEMENT WISE ST ENROLMENT IN RURAL AREA, YEAR- 1999-2000

(UPPER PRIMARY) 100

DISTRICT	GOVERNMENT			LOCAL-BODIES			AIDED SCHOOLS			UN-AIDED SCHOOLS			GRAND TOTAL		
	BOYS	GIRLS	TOTAL	BOYS	GIRLS	TOTAL	BOYS	GIRLS	TOTAL	BOYS	GIRLS	TOTAL	BOYS	GIRLS	TOTAL
AJMER	976	372	1348	0	0	0	3	46	49	25	7	32	1004	425	1429
ALWAR	6155	3946	10101	0	0	0	0	0	0	5904	2324	8228	12059	6270	18329
BANSWARA	37858	15852	53710	0	0	0	324	172	496	1968	823	2791	40150	16847	56997
BARAN	6464	3091	9555	0	0	0	0	0	0	1177	414	1591	7641	3505	11146
BARMER	2263	670	2933	0	0	0	0	0	0	11	10	21	2274	680	2954
BHARATPUR	1733	1194	2927	0	0	0	0	0	0	1503	1544	3047	3236	2738	5974
BHILWARA	4289	1470	5759	0	0	0	4	0	4	97	45	142	4390	1515	5905
BIKANER	54	15	69	0	0	0	0	0	0	16	3	19	70	18	88
BUNDI	1914	2550	4464	0	0	0	0	0	0	874	327	1201	2788	2877	5665
CHITTORGARH	9256	3370	12626	0	0	0	0	0	0	45	16	61	9301	3386	12687
CHURU	187	112	299	0	0	0	0	0	0	51	25	76	238	137	375
DOUSA	10143	6051	16194	0	0	0	0	0	0	9681	3039	12720	19824	9090	28914
DHOULPUR	1453	745	2198	0	0	0	0	0	0	742	180	922	2195	925	3120
DUNGARPUR	23526	11310	34836	0	0	0	0	0	0	605	211	816	24131	11521	35652
HANUMANGARH	1311	922	2233	0	0	0	0	1	1	1014	831	1845	2325	1754	4079
JAIPUR	12145	5622	17767	0	0	0	0	0	0	4000	1525	5525	16145	7147	23292
JAISALMER	650	217	867	0	0	0	0	0	0	13	16	29	663	233	896
JALORE	3285	614	3899	0	0	0	0	0	0	16	0	16	3301	614	3915
JHALAWAR	4859	2113	6972	0	0	0	6	2	8	406	159	565	5271	2274	7545
JHUNJHUNU	879	937	1816	0	0	0	0	0	0	1416	720	2136	2295	1657	3952
JODHPUR	1016	392	1408	0	0	0	0	0	0	140	46	186	1156	438	1594
KOTA	3137	2415	5552	0	0	0	0	0	0	1423	574	1997	4560	2989	7549
NAGOUR	126	32	158	0	0	0	0	0	0	20	8	28	146	40	186
PALI	2649	669	3318	0	0	0	0	0	0	52	39	91	2701	708	3409
RAJSAMAND	3706	1333	5039	0	0	0	0	0	0	38	9	47	3744	1342	5086
S.MADHOPUR	6809	3863	10672	0	0	0	0	0	0	5670	1345	7015	12479	5208	17687
S. GANGANAGAR	44	6	50	0	0	0	0	0	0	4	3	7	48	9	57
SIKAR	1105	798	1903	0	0	0	0	0	0	552	56	608	1657	854	2511
SIROHI	5180	1508	6688	0	0	0	0	0	0	8	3	11	5188	1511	6699
TONK	4914	1415	6329	0	0	0	0	0	0	822	152	974	5736	1567	7303
UDAIPUR	27058	10428	37486	0	0	0	0	0	0	132	144	276	27190	10572	37762
KAROLI	3255	1086	4341	0	0	0	0	0	0	1423	467	1890	4678	1553	6231
GRAND TOTAL	188399	85118	273517	0	0	0	337	221	558	39848	15065	54913	228584	100404	328988

DISTRICT WISE AND MANAGEMENT WISE ST ENROLMENT IN RURAL AREA, YEAR- 1999-2000

(CONSOLIDATED)

101

DISTRICT	GOVERNMENT			LOCAL-BODIES			AIDED SCHOOLS			UN-AIDED SCHOOLS			GRAND TOTAL		
	BOYS	GIRLS	TOTAL	BOYS	GIRLS	TOTAL	BOYS	GIRLS	TOTAL	BOYS	GIRLS	TOTAL	BOYS	GIRLS	TOTAL
AJMER	976	372	1348	1301	597	1898	5	48	53	67	29	96	2349	1046	3395
ALWAR	6155	3946	10101	9888	9226	19114	0	0	0	7489	3091	10580	23532	16263	39795
BANSWARA	37858	15852	53710	48810	30408	79218	598	282	880	3268	1361	4629	90534	47903	138437
BARAN	6469	3093	9562	13264	9673	22937	0	0	0	1412	478	1890	21145	13244	34389
BARMER	2263	670	2933	6324	2943	9267	0	0	0	22	13	35	8609	3626	12235
BHARATPUR	1733	1194	2927	2208	1804	4012	0	0	0	1627	1607	3234	5568	4605	10173
BHILWARA	4292	1470	5762	9057	4688	13745	4	0	4	160	54	214	13513	6212	19725
BIKANER	54	15	69	9	4	13	0	0	0	16	3	19	79	22	101
BUNDI	1914	2550	4464	8737	6274	15011	0	0	0	1231	588	1819	11882	9412	21294
CHITTORGARH	9256	3370	12626	17562	10389	27951	0	0	0	264	137	401	27082	13896	40978
CHURU	187	112	299	305	183	488	0	0	0	63	32	95	555	327	882
DOUSA	10194	6125	16319	17648	14555	32203	0	0	0	10300	3223	13523	38142	23903	62045
DHOULPUR	1454	745	2199	2393	1761	4154	0	0	0	744	183	927	4591	2689	7280
DUNGARPUR	23526	11310	34836	36156	24458	60614	0	0	0	1530	914	2444	61212	36682	97894
HANUMANGARH	1311	922	2233	725	458	1183	4	4	8	1857	1409	3266	3897	2793	6690
JAIPUR	12145	5622	17767	18199	12984	31183	4	2	6	4775	1843	6618	35123	20451	55574
JAISALMER	650	217	867	996	458	1454	0	0	0	15	16	31	1661	691	2352
JALORE	3285	614	3899	5318	1706	7024	0	0	0	17	1	18	8620	2321	10941
JHALAWAR	4859	2113	6972	8075	5771	13846	6	2	8	648	246	894	13588	8132	21720
JHUNJHUNU	879	937	1816	1105	1125	2230	0	0	0	1416	721	2137	3400	2783	6183
JODHPUR	1016	392	1408	3251	992	4243	0	0	0	226	100	326	4493	1484	5977
KOTA	3137	2415	5552	5100	4794	9894	0	0	0	1423	574	1997	9660	7783	17443
NAGOUR	126	32	158	987	396	1383	0	0	0	91	77	168	1204	505	1709
PALI	2649	669	3318	3666	1468	5134	0	0	0	145	74	219	6460	2211	8671
RAJSAMAND	3706	1333	5039	5281	1947	7228	0	0	0	87	32	119	9074	3312	12386
S.MADHOPUR	6809	3863	10672	8629	6095	14724	0	0	0	7247	1803	9050	22685	11761	34446
S. GANGANAGAR	44	6	50	953	129	1082	2	3	5	11	6	17	1010	144	1154
SIKAR	1105	798	1903	3184	2418	5602	0	0	0	552	56	608	4841	3272	8113
SIROHI	5180	1508	6688	5834	2154	7988	0	0	0	45	5	50	11059	3667	14726
TONK	4914	1415	6329	7286	3809	11095	0	0	0	1359	321	1680	13559	5545	19104
UDAIPUR	27058	10428	37486	70159	38275	108434	0	0	0	147	144	291	97364	48847	146211
KAROLI	3255	1086	4341	9786	8927	18713	0	0	0	9255	4437	13692	22296	14450	36746
GRAND TOTAL	188459	85194	273653	332196	210869	543065	623	341	964	57509	23578	81087	578787	319982	898769

DISTRICT WISE AND MANAGEMENT WISE TEACHERS IN RURAL AREA, YEAR- 1999-2000

(PRE PRIMARY)

102

DISTRICT	GOVERNMENT			LOCAL-BODIES			AIDED SCHOOLS			UN-AIDED SCHOOLS			GRAND TOTAL		
	MALE	FEMALE	TOTAL	MALE	FEMALE	TOTAL	MALE	FEMALE	TOTAL	MALE	FEMALE	TOTAL	MALE	FEMALE	TOTAL
AJMER	1	2	3	0	0	0	0	0	0	0	0	0	1	2	3
ALWAR	0	0	0	0	0	0	0	0	0	0	0	0	0	0	0
BANSWARA	0	0	0	0	0	0	0	0	0	0	0	0	0	0	0
BARAN	0	0	0	0	0	0	0	0	0	0	0	0	0	0	0
BARMER	0	0	0	0	0	0	0	0	0	0	0	0	0	0	0
BHARATPUR	0	0	0	0	0	0	0	0	0	0	0	0	0	0	0
BHILWARA	0	0	0	0	0	0	0	0	0	0	0	0	0	0	0
BIKANER	0	0	0	0	0	0	0	0	0	0	0	0	0	0	0
BUNDI	0	0	0	0	0	0	0	0	0	0	0	0	0	0	0
CHITTORGARH	0	0	0	0	0	0	0	0	0	0	0	0	0	0	0
CHURU	0	0	0	0	0	0	0	0	0	0	0	0	0	0	0
DOUSA	0	0	0	0	0	0	0	0	0	0	0	0	0	0	0
DHOULPUR	0	0	0	0	0	0	0	0	0	0	0	0	0	0	0
DUNGARPUR	0	0	0	0	0	0	0	0	0	0	0	0	0	0	0
HANUMANGARH	0	0	0	0	0	0	0	0	0	0	0	0	0	0	0
JAIPUR	0	0	0	0	0	0	0	0	0	0	0	0	0	0	0
JAISALMER	0	0	0	0	0	0	0	0	0	0	0	0	0	0	0
JALORE	0	0	0	0	0	0	0	0	0	0	0	0	0	0	0
JHALAWAR	0	0	0	0	0	0	0	0	0	0	0	0	0	0	0
JHUNJHUNU	0	0	0	0	0	0	0	0	0	0	0	0	0	0	0
JODHPUR	0	0	0	0	0	0	0	0	0	0	0	0	0	0	0
KOTA	0	0	0	0	0	0	0	0	0	0	0	0	0	0	0
NAGOUR	0	0	0	0	0	0	0	0	0	0	0	0	0	0	0
PALI	0	0	0	0	0	0	0	0	0	0	0	0	0	0	0
RAJSAMAND	0	0	0	0	0	0	0	0	0	0	0	0	0	0	0
S.MADHOPUR	0	0	0	0	0	0	0	0	0	0	0	0	0	0	0
S. GANGANAGAR	0	0	0	0	0	0	0	0	0	0	0	0	0	0	0
SIKAR	0	0	0	0	0	0	0	0	0	0	0	0	0	0	0
SIROHI	0	0	0	0	0	0	0	0	0	0	0	0	0	0	0
TONK	0	0	0	0	0	0	0	0	0	0	0	0	0	0	0
UDAIPUR	0	0	0	0	0	0	0	0	0	0	0	0	0	0	0
KAROLI	0	0	0	0	0	0	0	0	0	0	0	0	0	0	0
GRAND TOTAL	1	2	3	0	0	0	0	0	0	0	0	0	1	2	3

DISTRICT WISE AND MANAGEMENT WISE TEACHERS IN RURAL AREA, YEAR- 1999-2000

(PRIMARY)

103

DISTRICT	GOVERNMENT			LOCAL-BODIES			AIDED SCHOOLS			UN-AIDED SCHOOLS			GRAND TOTAL		
	MALE	FEMALE	TOTAL	MALE	FEMALE	TOTAL	MALE	FEMALE	TOTAL	MALE	FEMALE	TOTAL	MALE	FEMALE	TOTAL
AJMER	0	0	0	1806	900	2706	10	4	14	129	65	194	1945	969	2914
ALWAR	0	0	0	3489	1003	4492	0	0	0	660	108	768	4149	1111	5260
BANSWARA	0	0	0	2477	926	3403	4	3	7	117	39	156	2598	968	3566
BARAN	10	11	21	189	73	262	0	0	0	146	27	173	345	111	456
BARMER	0	0	0	3771	713	4484	0	0	0	89	22	111	3860	735	4595
BHARATPUR	0	0	0	2640	448	3088	4	3	7	151	33	184	2795	484	3279
BHILWARA	2	5	7	2561	974	3535	0	0	0	47	31	78	2610	1010	3620
BIKANER	17	12	29	1062	506	1568	0	0	0	8	5	13	1087	523	1610
BUNDI	0	0	0	1270	393	1663	0	0	0	178	95	273	1448	488	1936
CHITTORGARH	0	0	0	2484	831	3315	0	0	0	135	119	254	2619	950	3569
CHURU	0	0	0	1801	417	2218	0	0	0	132	8	140	1933	425	2358
DOUSA	17	6	23	2023	217	2240	0	0	0	117	5	122	2157	228	2385
DHOULPUR	0	2	2	1369	170	1539	0	0	0	0	14	14	1369	186	1555
DUNGARPUR	0	0	0	1979	536	2515	0	0	0	137	22	159	2116	558	2674
HANUMANGARH	0	0	0	1243	361	1604	4	19	23	122	6	128	1369	386	1755
JAIPUR	0	0	0	3618	1075	4693	6	0	6	253	49	302	3877	1124	5001
JAISALMER	0	0	0	1024	204	1228	0	0	0	20	0	20	1044	204	1248
JALORE	0	0	0	1858	170	2028	0	0	0	74	8	82	1932	178	2110
JHALAWAR	0	0	0	1956	617	2573	0	0	0	143	58	201	2099	675	2774
JHUNJHUNU	0	0	0	1931	925	2856	2	0	2	16	2	18	1949	927	2876
JODHPUR	0	0	0	2550	1008	3558	0	0	0	251	23	274	2801	1031	3832
KOTA	0	0	0	1301	342	1643	0	0	0	0	0	0	1301	342	1643
NAGOUR	0	0	0	2890	407	3297	0	0	0	186	43	229	3076	450	3526
PALI	0	0	0	2350	399	2749	6	0	6	328	36	364	2684	435	3119
RAJSAMAND	0	0	0	1426	534	1960	0	0	0	65	43	108	1491	577	2068
S.MADHOPUR	0	0	0	1383	192	1575	0	0	0	340	31	371	1723	223	1946
S. GANGANAGAR	0	0	0	1971	881	2852	5	3	8	85	59	144	2061	943	3004
SIKAR	0	0	0	2851	672	3523	0	0	0	0	0	0	2851	672	3523
SIROHI	0	0	0	819	234	1053	0	0	0	57	28	85	876	262	1138
TONK	0	0	0	1612	408	2020	0	0	0	260	35	295	1872	443	2315
UDAIPUR	0	0	0	3795	1392	5187	0	0	0	280	497	777	4075	1889	5964
KAROLI	0	0	0	1876	121	1997	0	0	0	498	26	524	2374	147	2521
GRAND TOTAL	46	36	82	65375	18049	83424	41	32	73	5024	1537	6561	70486	19654	90140

DISTRICT WISE AND MANAGEMENT WISE TEACHERS IN RURAL AREA, YEAR- 1999-2000

(UPPER PRIMARY) 104

DISTRICT	GOVERNMENT			LOCAL-BODIES			AIDED SCHOOLS			UN-AIDED SCHOOLS			GRAND TOTAL		
	MALE	FEMALE	TOTAL	MALE	FEMALE	TOTAL	MALE	FEMALE	TOTAL	MALE	FEMALE	TOTAL	MALE	FEMALE	TOTAL
AJMER	1644	653	2297	0	0	0	5	13	18	98	63	161	1747	729	2476
ALWAR	3150	611	3761	0	0	0	0	0	0	2689	393	3082	5839	1004	6843
BANSWARA	1913	423	2336	0	0	0	9	5	14	151	49	200	2073	477	2550
BARAN	1203	194	1397	0	0	0	0	0	0	448	110	558	1651	304	1955
BARMER	2012	153	2165	0	0	0	0	0	0	123	10	133	2135	163	2298
BHARATPUR	2576	436	3012	0	0	0	0	6	6	1962	71	2033	4538	513	5051
BHILWARA	2008	692	2700	0	0	0	11	4	15	116	82	198	2135	778	2913
BIKANER	778	271	1049	0	0	0	0	0	0	195	41	236	973	312	1285
BUNDI	1010	249	1259	0	0	0	0	0	0	422	83	505	1432	332	1764
CHITTORGARH	1981	452	2433	0	0	0	0	0	0	59	35	94	2040	487	2527
CHURU	1742	180	1922	0	0	0	0	0	0	146	14	160	1888	194	2082
DOUSA	1568	160	1728	0	0	0	0	0	0	1537	138	1675	3105	298	3403
DHOULPUR	955	92	1047	0	0	0	0	0	0	197	14	211	1152	106	1258
DUNGARPUR	1607	430	2037	0	0	0	0	0	0	83	8	91	1690	438	2128
HANUMANGARH	1171	319	1490	0	0	0	0	0	0	1108	275	1383	2279	594	2873
JAIPUR	2892	710	3602	0	0	0	0	0	0	1385	196	1581	4277	906	5183
JAISALMER	654	79	733	0	0	0	0	0	0	26	6	32	680	85	765
JALORE	1406	172	1578	0	0	0	0	0	0	84	5	89	1490	177	1667
JHALAWAR	1201	196	1397	0	0	0	6	1	7	184	64	248	1391	261	1652
JHUNJHUNU	1935	562	2497	0	0	0	0	0	0	1614	247	1861	3549	809	4358
JODHPUR	1832	500	2332	0	0	0	0	0	0	442	31	473	2274	531	2805
KOTA	1135	102	1237	0	0	0	0	0	0	326	138	464	1461	240	1701
NAGOUR	3103	552	3655	0	0	0	0	0	0	265	74	339	3368	626	3994
PALI	1978	379	2357	0	0	0	0	0	0	436	37	473	2414	416	2830
RAJSAMAND	1149	374	1523	0	0	0	0	0	0	50	34	84	1199	408	1607
S.MADHOPUR	1091	176	1267	0	0	0	0	0	0	745	82	827	1836	258	2094
S. GANGANAGAR	1493	485	1978	0	0	0	4	2	6	606	237	843	2103	724	2827
SIKAR	1929	308	2237	0	0	0	0	0	0	1409	218	1627	3338	526	3864
SIROHI	794	128	922	0	0	0	0	0	0	15	17	32	809	145	954
TONK	1249	197	1446	0	0	0	0	0	0	340	54	394	1589	251	1840
UDAIPUR	2402	950	3352	0	0	0	0	0	0	141	190	331	2543	1140	3683
KAROLI	1232	119	1351	0	0	0	0	0	0	276	15	291	1508	134	1642
GRAND TOTAL	52793	11304	64097	0	0	0	35	31	66	17678	3031	20709	70506	14366	84872

DISTRICT WISE AND MANAGEMENT WISE TEACHERS IN RURAL AREA, YEAR- 1999-2000

(CONSOLIDATED)

105

DISTRICT	GOVERNMENT			LOCAL-BODIES			AIDED SCHOOLS			UN-AIDED SCHOOLS			GRAND TOTAL		
	MALE	FEMALE	TOTAL	MALE	FEMALE	TOTAL	MALE	FEMALE	TOTAL	MALE	FEMALE	TOTAL	MALE	FEMALE	TOTAL
AJMER	1645	655	2300	1806	900	2706	15	17	32	227	128	355	3693	1700	5393
ALWAR	3150	611	3761	3489	1003	4492	0	0	0	3349	501	3850	9988	2115	12103
BANSWARA	1913	423	2336	2477	926	3403	13	8	21	268	88	356	4671	1445	6116
BARAN	1213	205	1418	189	73	262	0	0	0	594	137	731	1996	415	2411
BARMER	2012	153	2165	3771	713	4484	0	0	0	212	32	244	5995	898	6893
BHARATPUR	2576	436	3012	2640	448	3088	4	9	13	2113	104	2217	7333	997	8330
BHILWARA	2010	697	2707	2561	974	3535	11	4	15	163	113	276	4745	1788	6533
BIKANER	795	283	1078	1062	506	1568	0	0	0	203	46	249	2060	835	2895
BUNDI	1010	249	1259	1270	393	1663	0	0	0	600	178	778	2880	820	3700
CHITTORGARH	1981	452	2433	2484	831	3315	0	0	0	194	154	348	4659	1437	6096
CHURU	1742	180	1922	1801	417	2218	0	0	0	278	22	300	3821	619	4440
DOUSA	1585	166	1751	2023	217	2240	0	0	0	1654	143	1797	5262	526	5788
DHOULPUR	955	94	1049	1369	170	1539	0	0	0	197	28	225	2521	292	2813
DUNGARPUR	1607	430	2037	1979	536	2515	0	0	0	220	30	250	3806	996	4802
HANUMANGARH	1171	319	1490	1243	361	1604	4	19	23	1230	281	1511	3648	980	4628
JAIPUR	2892	710	3602	3618	1075	4693	6	0	6	1638	245	1883	8154	2030	10184
JAISALMER	654	79	733	1024	204	1228	0	0	0	46	6	52	1724	289	2013
JALORE	1406	172	1578	1858	170	2028	0	0	0	158	13	171	3422	355	3777
JHALAWAR	1201	196	1397	1956	617	2573	6	1	7	327	122	449	3490	936	4426
JHUNJHUNU	1935	562	2497	1931	925	2856	2	0	2	1630	249	1879	5498	1736	7234
JODHPUR	1832	500	2332	2550	1008	3558	0	0	0	693	54	747	5075	1562	6637
KOTA	1135	102	1237	1301	342	1643	0	0	0	326	138	464	2762	582	3344
NAGOUR	3103	552	3655	2890	407	3297	0	0	0	451	117	568	6444	1076	7520
PALI	1978	379	2357	2350	399	2749	6	0	6	764	73	837	5098	851	5949
RAJSAMAND	1149	374	1523	1426	534	1960	0	0	0	115	77	192	2690	985	3675
S.MADHOPUR	1091	176	1267	1383	192	1575	0	0	0	1085	113	1198	3559	481	4040
S. GANGANAGAR	1493	485	1978	1971	881	2852	9	5	14	691	296	987	4164	1667	5831
SIKAR	1929	308	2237	2851	672	3523	0	0	0	1409	218	1627	6189	1198	7387
SIROHI	794	128	922	819	234	1053	0	0	0	72	45	117	1685	407	2092
TONK	1249	197	1446	1612	408	2020	0	0	0	600	89	689	3461	694	4155
UDAIPUR	2402	950	3352	3795	1392	5187	0	0	0	421	687	1108	6618	3029	9647
KAROLI	1232	119	1351	1876	121	1997	0	0	0	774	41	815	3882	281	4163
GRAND TOTAL	52840	11342	64182	65375	18049	83424	76	63	139	22702	4568	27270	140993	34022	175015

DISTRICT WISE AND TRAINING WISE SC TEACHERS IN RURAL AREA, YEAR- 1999-2000

(PRIMARY)

107

DISTRICT	TRAINED			UNTRAINED			TOTAL		
	MALE	FEMALE	TOTAL	MALE	FEMALE	TOTAL	MALE	FEMALE	TOTAL
AJMER	308	75	383	6	2	8	314	77	391
ALWAR	544	40	584	119	7	126	663	47	710
BANSWARA	155	30	185	15	4	19	170	34	204
BARAN	283	33	316	37	3	40	320	36	356
BARMER	643	83	726	39	7	46	682	90	772
BHARATPUR	271	17	288	67	7	74	338	24	362
BHILWARA	336	82	418	135	10	145	471	92	563
BIKANER	147	27	174	0	0	0	147	27	174
BUNDI	208	38	246	8	0	8	216	38	254
CHITTORGARH	337	57	394	6	3	9	343	60	403
CHURU	245	13	258	8	2	10	253	15	268
DOUSA	253	17	270	85	3	88	338	20	358
DHOULPUR	178	3	181	12	2	14	190	5	195
DUNGARPUR	173	21	194	0	0	0	173	21	194
HANUMANGARH	97	48	145	7	6	13	104	54	158
JAIPUR	670	63	733	63	5	68	733	68	801
JAISALMER	157	6	163	2	0	2	159	6	165
JALORE	245	6	251	31	1	32	276	7	283
JHALAWAR	252	32	284	8	4	12	260	36	296
JHUNJHUNU	260	40	300	3	2	5	263	42	305
JODHPUR	478	107	585	18	2	20	496	109	605
KOTA	150	40	190	6	0	6	156	40	196
NAGOUR	489	47	536	10	6	16	499	53	552
PALI	632	55	687	43	1	44	675	56	731
RAJSAMAND	256	100	356	63	33	96	319	133	452
S.MADHOPUR	309	9	318	27	9	36	336	18	354
S. GANGANAGA	299	79	378	7	4	11	306	83	389
SIKAR	200	25	225	10	2	12	210	27	237
SIROHI	179	24	203	2	2	4	181	26	207
TONK	250	35	285	26	1	27	276	36	312
UDAIPUR	285	65	350	62	3	65	347	68	415
KAROLI	285	1	286	37	0	37	322	1	323
GRAND TOTAL	9574	1318	10892	962	131	1093	10536	1449	11985

DISTRICT WISE AND TRAINING WISE SC TEACHERS IN RURAL AREA, YEAR- 1999-2000

(UPPER PRIMARY)

108

DISTRICT	TRAINED			UNTRAINED			TOTAL		
	MALE	FEMALE	TOTAL	MALE	FEMALE	TOTAL	MALE	FEMALE	TOTAL
AJMER	259	34	293	11	2	13	270	36	306
ALWAR	714	36	750	226	16	242	940	52	992
BANSWARA	151	14	165	7	0	7	158	14	172
BARAN	235	23	258	38	2	40	273	25	298
BARMER	400	10	410	15	1	16	415	11	426
BHARATPUR	347	18	365	77	11	88	424	29	453
BHILWARA	356	36	392	18	1	19	374	37	411
BIKANER	146	19	165	0	0	0	146	19	165
BUNDI	138	18	156	6	1	7	144	19	163
CHITTORGARH	279	27	306	7	2	9	286	29	315
CHURU	358	13	371	13	0	13	371	13	384
DOUSA	262	18	280	80	6	86	342	24	366
DHOULPUR	171	1	172	5	1	6	176	2	178
DUNGARPUR	165	37	202	0	0	0	165	37	202
HANUMANGARH	476	107	583	37	10	47	513	117	630
JAIPUR	657	46	703	127	8	135	784	54	838
JAISALMER	156	4	160	5	0	5	161	4	165
JALORE	253	18	271	21	1	22	274	19	293
JHALAWAR	185	15	200	7	3	10	192	18	210
JHUNJHUNU	492	70	562	108	6	114	600	76	676
JODHPUR	281	49	330	16	2	18	297	51	348
KOTA	175	41	216	38	11	49	213	52	265
NAGOUR	439	85	524	12	7	19	451	92	543
PAL!	472	45	517	36	1	37	508	46	554
RAJSAMAND	242	79	321	21	10	31	263	89	352
S.MADHOPUR	261	25	286	51	6	57	312	31	343
S. GANGANAGA	330	36	366	55	10	65	385	46	431
SIKAR	402	17	419	20	3	23	422	20	442
SIROHI	190	13	203	4	0	4	194	13	207
TONK	240	19	259	35	2	37	275	21	296
UDAIPUR	281	28	309	5	1	6	286	29	315
KAROLI	143	8	151	16	3	19	159	11	170
GRAND TOTAL	9656	1009	10665	1117	127	1244	10773	1136	11909

DISTRICT WISE AND TRAINING WISE SC TEACHERS IN RURAL AREA, YEAR- 1999-2000

(CONSOLIDATED)

109

DISTRICT	TRAINED			UNTRAINED			TOTAL		
	MALE	FEMALE	TOTAL	MALE	FEMALE	TOTAL	MALE	FEMALE	TOTAL
AJMER	567	109	676	17	4	21	584	113	697
ALWAR	1258	76	1334	345	23	368	1603	99	1702
BANSWARA	306	44	350	22	4	26	328	48	376
BARAN	518	56	574	75	5	80	593	61	654
BARMER	1043	93	1136	54	8	62	1097	101	1198
BHARATPUR	618	35	653	144	18	162	762	53	815
BHILWARA	692	118	810	153	11	164	845	129	974
BIKANER	293	46	339	0	0	0	293	46	339
BUNDI	346	56	402	14	1	15	360	57	417
CHITTORGARH	616	84	700	13	5	18	629	89	718
CHURU	603	26	629	21	2	23	624	28	652
DOUSA	515	35	550	165	9	174	680	44	724
DHOULPUR	349	4	353	17	3	20	366	7	373
DUNGARPUR	338	58	396	0	0	0	338	58	396
HANUMANGARH	573	155	728	44	16	60	617	171	788
JAIPUR	1327	109	1436	190	13	203	1517	122	1639
JAISALMER	313	10	323	7	0	7	320	10	330
JALORE	498	24	522	52	2	54	550	26	576
JHALAWAR	437	47	484	15	7	22	452	54	506
JHUNJHUNU	752	110	862	111	8	119	863	118	981
JODHPUR	759	156	915	34	4	38	793	160	953
KOTA	325	81	406	44	11	55	369	92	461
NAGOUR	928	132	1060	22	13	35	950	145	1095
PALI	1104	100	1204	79	2	81	1183	102	1285
RAJSAMAND	498	179	677	84	43	127	582	222	804
S.MADHOPUR	570	34	604	78	15	93	648	49	697
S. GANGANAGA	629	115	744	62	14	76	691	129	820
SIKAR	602	42	644	30	5	35	632	47	679
SIROHI	369	37	406	6	2	8	375	39	414
TONK	490	54	544	61	3	64	551	57	608
UDAIPUR	566	93	659	67	4	71	633	97	730
KAROLI	428	9	437	53	3	56	481	12	493
GRAND TOTAL	19230	2327	21557	2079	258	2337	21309	2585	23894

DISTRICT WISE AND TRAINING WISE ST TEACHERS IN RURAL AREA, YEAR- 1999-2000

(PRIMARY)

111

DISTRICT	TRAIND			UNTRAIND			TOTAL		
	MALE	FEMALE	TOTAL	MALE	FEMALE	TOTAL	MALE	FEMALE	TOTAL
AJMER	47	3	50	0	2	2	47	5	52
ALWAR	242	20	262	92	4	96	334	24	358
BANSWARA	813	123	936	112	21	133	925	144	1069
BARAN	276	11	287	34	0	34	310	11	321
BARMER	246	29	275	9	13	22	255	42	297
BHARATPUR	73	4	77	28	2	30	101	6	107
BHILWARA	139	24	163	51	1	52	190	25	215
BIKANER	8	0	8	0	0	0	8	0	8
BUNDI	98	3	101	7	1	8	105	4	109
CHITTORGARH	200	22	222	3	0	3	203	22	225
CHURU	9	0	9	0	0	0	9	0	9
DOUSA	266	10	276	187	5	192	453	15	468
DHOULPUR	73	2	75	7	2	9	80	4	84
DUNGARPUR	624	114	738	0	0	0	624	114	738
HANUMANGARH	27	3	30	0	0	0	27	3	30
JAIPUR	227	34	261	40	2	42	267	36	303
JAISALMER	95	1	96	0	0	0	95	1	96
JALORE	73	2	75	4	0	4	77	2	79
JHALAWAR	145	17	162	6	3	9	151	20	171
JHUNJHUNU	45	8	53	0	1	1	45	9	54
JODHPUR	93	7	100	2	1	3	95	8	103
KOTA	102	23	125	2	1	3	104	24	128
NAGOUR	180	8	188	0	0	0	180	8	188
PALI	101	5	106	4	1	5	105	6	111
RAJSAMAND	64	25	89	8	5	13	72	30	102
S.MADHOPUR	198	16	214	25	3	28	223	19	242
S. GANGANAGA	59	7	66	0	0	0	59	7	66
SIKAR	18	4	22	1	0	1	19	4	23
SIROHI	111	3	114	0	0	0	111	3	114
TONK	157	12	169	12	1	13	169	13	182
UDAIPUR	686	164	850	25	6	31	711	170	881
KAROLI	333	7	340	61	1	62	394	8	402
GRAND TOTAL	5828	711	6539	720	76	796	6548	787	7335

DISTRICT WISE AND TRAINING WISE ST TEACHERS IN RURAL AREA, YEAR- 1999-2000

(UPPER PRIMARY)

112

DISTRICT	TRAINED			UNTRAINED			TOTAL		
	MALE	FEMALE	TOTAL	MALE	FEMALE	TOTAL	MALE	FEMALE	TOTAL
AJMER	58	5	63	1	0	1	59	5	64
ALWAR	284	21	305	96	6	102	380	27	407
BANSWARA	736	61	797	25	4	29	761	65	826
BARAN	185	5	190	12	1	13	197	6	203
BARMER	93	4	97	10	0	10	103	4	107
BHARATPUR	126	6	132	25	4	29	151	10	161
BHILWARA	144	12	156	5	0	5	149	12	161
BIKANER	26	3	29	0	0	0	26	3	29
BUNDI	111	21	132	9	1	10	120	22	142
CHITTORGARH	224	11	235	2	0	2	226	11	237
CHURU	14	1	15	0	0	0	14	1	15
DOUSA	340	17	357	102	3	105	442	20	462
DHOULPUR	62	1	63	3	0	3	65	1	66
DUNGARPUR	530	77	607	0	0	0	530	77	607
HANUMANGARH	87	8	95	1	0	1	88	8	96
JAIPUR	254	26	280	38	1	39	292	27	319
JAISALMER	121	2	123	2	1	3	123	3	126
JALORE	84	0	84	1	0	1	85	0	85
JHALAWAR	115	11	126	4	2	6	119	13	132
JHUNJHUNU	98	20	118	13	0	13	111	20	131
JODHPUR	78	3	81	0	1	1	78	4	82
KOTA	143	12	155	17	1	18	160	13	173
NAGOUR	213	16	229	0	0	0	213	16	229
PALI	109	6	115	8	0	8	117	6	123
RAJSAMAND	50	17	67	9	4	13	59	21	80
S.MADHOPUR	280	12	292	59	4	63	339	16	355
S. GANGANAGA	47	1	48	1	0	1	48	1	49
SIKAR	85	2	87	8	1	9	93	3	96
SIROHI	84	4	88	3	1	4	87	5	92
TONK	126	4	130	25	0	25	151	4	155
UDAIPUR	432	75	507	13	0	13	445	75	520
KAROLI	287	12	299	35	3	38	322	15	337
GRAND TOTAL	5626	476	6102	527	38	565	6153	514	6667

DISTRICT WISE AND TRAINING WISE ST TEACHERS IN RURAL AREA, YEAR- 1999-2000

(CONSOLIDATED)

113

DISTRICT	TRAINED			UNTRAINED			TOTAL		
	MALE	FEMALE	TOTAL	MALE	FEMALE	TOTAL	MALE	FEMALE	TOTAL
AJMER	105	8	113	1	2	3	106	10	116
ALWAR	526	41	567	188	10	198	714	51	765
BANSWARA	1549	184	1733	137	25	162	1686	209	1895
BARAN	461	16	477	46	1	47	507	17	524
BARMER	339	33	372	19	13	32	358	46	404
BHARATPUR	199	10	209	53	6	59	252	16	268
BHILWARA	283	36	319	56	1	57	339	37	376
BIKANER	34	3	37	0	0	0	34	3	37
BUNDI	209	24	233	16	2	18	225	26	251
CHITTORGARH	424	33	457	5	0	5	429	33	462
CHURU	23	1	24	0	0	0	23	1	24
DOUSA	606	27	633	289	8	297	895	35	930
DHOULPUR	135	3	138	10	2	12	145	5	150
DUNGARPUR	1154	191	1345	0	0	0	1154	191	1345
HANUMANGARH	114	11	125	1	0	1	115	11	126
JAIPUR	481	60	541	78	3	81	559	63	622
JAISALMER	216	3	219	2	1	3	218	4	222
JALORE	157	2	159	5	0	5	162	2	164
JHALAWAR	260	28	288	10	5	15	270	33	303
JHUNJHUNU	143	28	171	13	1	14	156	29	185
JODHPUR	171	10	181	2	2	4	173	12	185
KOTA	245	35	280	19	2	21	264	37	301
NAGOUR	393	24	417	0	0	0	393	24	417
PALI	210	11	221	12	1	13	222	12	234
RAJSAMAND	114	42	156	17	9	26	131	51	182
S.MADHOPUR	478	28	506	84	7	91	562	35	597
S. GANGANAGA	106	8	114	1	0	1	107	8	115
SIKAR	103	6	109	9	1	10	112	7	119
SIROHI	195	7	202	3	1	4	198	8	206
TONK	283	16	299	37	1	38	320	17	337
UDAIPUR	1118	239	1357	38	6	44	1156	245	1401
KAROLI	620	19	639	96	4	100	716	23	739
GRAND TOTAL	11454	1187	12641	1247	114	1361	12701	1301	14002

**Rajiv Gandhi Swarn Jayanti Pathshalas
Classwise Enrollment.**

114

S.N.	DISTRICT	ENORLMENT		WORKING	
		CLASS-I	CLASS-II	TOTAL	INSTITUTIONS
1	AJMER	7485	1184	8669	213
2	ALWAR	19665	6413	26078	479
3	BANSWARA	20573	1433	22006	444
4	BARAN	4950	1145	6095	125
5	BARMER	41571	5120	46691	1064
6	BHARATPUR	8366	2471	10837	190
7	BHILWARA	17689	3800	21489	517
8	BIKANER	11774	3099	14873	248
9	BUNDI	8734	1328	10062	194
10	CHITTORGARH	13742	2954	16696	396
11	CHURU	8939	2651	11590	101
12	DHOULPUR	9484	2740	12224	199
13	DOUSA	14576	5069	19645	352
14	DUNGARPUR	15612	1901	17513	419
15	HANUMANGARH	10550	2650	13200	234
16	JAIPUR	27722	8827	36549	688
17	JAISALMER	6642	523	7165	221
18	JALORE	18676	3219	21895	355
19	JHALAWAR	8049	344	8393	207
20	JHUNJHUNU	8900	3691	12591	289
21	JODHPUR	24225	4207	28432	603
22	KAROLI	16890	3717	20607	398
23	KOTA	5675	1222	6897	147
24	NAGOUR	27138	8103	35241	675
25	PALI	9362	1740	11102	218
26	RAJSAMAND	12040	3640	15680	440
27	S. GANGANAGAR	9279	3568	12847	315
28	S.MADHOPUR	8755	2196	10951	196
29	SIKAR	21088	8812	29900	522
30	SIROHI	9129	195	9324	199
31	TONK	9050	2043	11093	265
32	UDAIPUR	34729	3208	37937	851
	TOTAL	471059	103213	574272	11764



LIBRARY & DOCUMENTATION Centre
National Institute of Education for
Planning and Economic Development
New Delhi
17-3
DOC. N
12-3-2009
DC-39