

**DISTRICT PLAN, OF  
SARVA SIKSHYA AVIJAN  
OF  
CUTTACK REVENUE DISTRICT**

NIEPA DC



D11720

**LIBRARY & DOCUMENTATION** Unit  
National Institute of Educational  
Planning and Administration,  
17-B, Sri Aurobindo Marg,  
New Delhi-110016 D-11720  
DOC, No. 17-01-2003  
Date 17-01-2003

# *Contents*

1. Plan Overview
2. Chapter I - District Profile
3. Chapter II - Education Profile
4. Chapter III - Planning Process
5. Chapter IV - Problems, Issues & Strategies
6. Chapter V - Planning for major Intervention with phasing
7. Education for Urban Depended Children
8. Chapter VI - Budget & costing
9. Annual Plan - 2002 - 2003



## **PLAN OVER VIEW**

In view of universalization of Primary Education a number of programmes & Plans were taken up during five years plan since independence. A number of primary schools, Upper Primary school have been opened but still there is a large numbers of children between age group of 6-14 staying outside the school due to different reasons. With the introduce of Sarva Shikshya Abhiyan all educational schemes of programmes aim to achieve universalisation of elementary Education in a well co-ordinated time frame in a mission mode. The main objection of SSA are.

1. All children 6-14 years age group must be in schooling by 2003.
2. All children complete five years of schooling by 2007.
3. All Children complete 8 years of schooling by 2010.
4. Universal retention by 2010.
5. Bridge all gender & social category gaps at Primary stage by 2007 at U.P, Stage by 2010.
6. Focus on elementary education of satisfactory quality with focus on education for life.

The broader strategies of Universalization of Elementary Education & Access, enrolment, Retention & quality of learning, special attention is taken for the following aspects.

1:0. Community involvement to develop the school as centre of village & child as the centre of school

- (a) School as a place where child can protect his right.
- (b) Planning for special focus to eradicate the labour child from community.
- (c) Planning for enrollment of all children 6-14 by 2003 in schools teachers.
- (d) Teacher involvement & motivation & building up capacity of in the new orientation programmes.

1: 1 Access –Everychild between age group 6-11 provided Primary Education without improving access by opening of 84 no of new Primary schools

1:2 (ii) Improving access by way of opening of 200 no of alternative Innovative schools & 500 nos of EGS schools.

3:6 To conduct the remedial classes for back word/un advanced students who are not in MLL position.

4:1 Quality :

(1) Activities for teacher enrolment and motivation – supports from teachers association – Teachers net work, exhibition and other accedemical and co-curricular programmes.

4:2 Improvement to an advance state and district resource group in pedagogy and orientations to teachers i.e. existing teachers, newly recruited teaches and untrained teachers.

The teachers of Pry & Upper Primary schools will be provided regular training through BRCC Bry, and DRGS

Regular monthly meeting of teachers i.e cetre class meetings to hold discussion on various temchin of leading joyfull learning and activity based learning.

Appointment of adequate teachers as per P.T.ft. norms 1:40 & minimum two teachers in each Pry School to facilitate teachers training to builtup capacity of SIS, B R.P s DRG HMs & teachers of Pry & upper Pry schools

To open 16 nos of BRC Centres and 290 Nos. of CRC Centre and one District Resourcecentre .

To provide T.L.E. grant to all 84 no of new Pry schools 25 no of new U.P. schools 10 nos. of 4 class U.P. Schools 4674 no of Pry teachers 2150 no of U.P. school teachers 238 nos of teachers for new Pry & U.P. School & CRC 16 nos of BRCC, 290 CRCC

\* Review of curriculum and Text book and preparation of group specific curriculum for child labour, IED

Developing and dissemination of pupil intractive materials play materials, toys and dulls)

The pedagogical renewal which reflects the developing of pupil assessment procedure

Development of subject wise item banks to make pupil assessment procedures more relevant and practicable

Conduct of regular monitoring & supervision to asses the status of pupil achievement both Pry & Upper Pry schools.

1:3 (III) To enrich access in upper pry education by way of up gradation of ..... no of existing Pry schools to upper Pry school

(III) To provide facility to the children with special educational needs (SEN) by making provision for integrated education in selected existings Pry & Upper Pry schools.

2:1 Enrolment :

Community mobilisation & awareness campaigns for motivating the community and parents to enrol their children who are engaged in labour work.

2:2 Villase wise and Basthiwise programme for child tracking – Name wise list of children in the age group of 0-14 along with in school, out of school children and nature of work in which the out of school children are involved.

2:3 100% enrolment of age group 6-14 years children by 2003.

2:4 Village wise and habitation wise programme for child tracking and set up some residential and non residential bridge courses for the main streaming of out of school children.

2:5 Convergence with other schemes for the main streaming of out of school children i.e. N.C.L.P. Back to school programme etc.

**3- Retention :**

3: 1 To cover 100% retention of age group 6-11 & 11-14 years children by 2007 In pry & upper Pry schools by way of calculation special measures for retention of all children in the school till completion of Education Upto VIII.

3:2 To cover 80% by 2002 , 85 % by 2003 90%, by 2004, 95% by 2005, 98% by 2006

100% by 2007

3:3 Continuous and close monitoring by the community continlous and close monitoring by the department discourging repeatlons and efforts for regular transition and actual completion rates.

3:4 Monitoring for regular attendance in all the Pry, upperpry and High schools through M.R.P.S.

3:5 Regular followup action to streamiline the child labour and providing additional support

Special programmes for developing of language math & science.

To supply free library books to the children in order to development of literature in Pry & Upper Pry School.

Special focus on Implementation of none scholastic areas In Pry & Upper Pry schools (Work experience, art education, Physical & health education, moral education) and capacity building of teachers.

5. What are the other aspects covered in the plan

1. Physical/infrastructural facilities

Construction of 100 nos of new school building

Construction of 54 nos of building for buildingless schools.

Construction of 3419 nos of additional classroom Pry School

Construction of 14 no of BRCC building

Repair of 1500 no of school buildings

Construction of 1658 no of toilets

Construction of 912 no of toilets (only of girl students)

Supply of Electricity connection to 2125 no of schools.

Facilitating drinking water to 1010 no of schools.

5.2 Teacher

Appointment of 318 no of teachers to newly school.

Appointment of 120 no of teachers to upgraded Pry school.

Appointment of 2222 no of additional teachers

5.3 Teacher Training

Formation of stable resource group DRG & B.R.G in various content areas and their capacity building in regular basis.

20 days training to 6328 nos of regular teaching recruited.

30 days training to 1601 no of newly recruited teachers.

60 days orientation training to 496 no of untrained teachers to Build up the capacity in content areas.

Training to educational volunteers, S S S para teachers in Alternate schools, child labour Schools, E.C.E newly orient bridge course.

5; 4 Community mobilisation and participation

Regular meeting with school committee members (VEC) parent teacher association (PTA & MTA) N.G.O. etc.



Make awareness campaigning, rallies and Jagaran in the community for ownership. Relieving the child labour from the employers/domestic works and enrolling them in mainstreaming of the school.

Conduct of shisumela, mahlla mela and village level gramya sabha.

Providing training to the members of 2245 no of schools committee members.

Development of campaigning material and discrimination.

Exposer visits to school committee members and other self help groups to the successful schools/place

Support to school committees to undertake mobilisation against child labour and monitoring the enrolment and retention.

Organizing of Block level mela/meet with woman groups and other NGO groups.

6:1 Upper Primary Education planning for new items

Improvement of access to upper primary education by way of upgrading.....no of Pry/Schools in to upper Pry schools.

Arrange the regular monitoring & supervision for focusing the transition of all the children for class to class and Pry stage to upper pry stage

Main streaming of out of school children of the age group 11-14 through long term residential bridge course and non residential bridge course

Pedagogical renewal through curriculum and text book revision, subject wise training to all teachers.

N.B. : In 'JANSALIA' programme areas i.e. 3 Blocks and one municipal captain area have covered with this programme and they have provided 2 round teachers training only.

Separate resource group for Pry Schools, Teaching learning materials (one time grant of Rs.5,000 per School) Building the capacity of teachers, BRG, Regular teachers meeting at CRC level for professional exchange and training to all the teachers in text Book content basis and adopting new methodology for years together.

To put emphasis on utilisation of available resources in the school areas i.e. school library, teacher and science kit, TV, V.C.R. etc.

Supply of T.L>.M. to all U P Schools including U P. section in High School.

Construction of 3 additional class rooms for each new U P. School.

Community involvement for 100% enrolment and retention in the age group of 11-14 years.

Supports from DIET for monitoring & supervision to U.P. Schools and professional support for DIET lecturers to built up capacity of the teachers regarding curriculum activities in Block level & SRC level.

Separate meeting to chairmen's SCERT and SIET for improving of regular monitoring and supervision.

Conduct of unit test achievement test in all subjects to upper Pry classes and Pry classes.

7:1 SSA – New aspects in SSS i.e. not there in DPEP and EFA

Clear Target setting or measure indicators of UEE – (a) Access (b) enrolment (c) retention (d) quality improvement (e) capacity building of the teachers to achieve the grade of SSS by 2003,2007 and 2010

Improving access to upper primacy by way of upgradation of exhibition of existing Pry schools to upper Pry schools.

Motivation of teachers enrolment through teachers forums networking conduct of exhibition, publication of news paper assemblation of press clubs, JAGARAN and NINAD in community area, professional exchange (orientation training) at BRC & CRC.)

Formation of Dist. Resource Group (DRG) for providing academic support to the teachers and resource group of the district in order to achieve the qualitative achievement.

Focus is on child rather than teacher or school

Convergence among the schools running under SMT department, NCLP, (Ministry of Labour) Deptt. And Woman & Child Development Deptt and other public schools for the main streaming of out of school children and conduct of bridge course.

A strong component for monitoring the retention of children in Pry & Upper Pry Schools through enrolment of community as a way of monitoring children attendance and dropouts in addition to department initiatives.

Bring the support from the school committee for mobilisation for education for all

Estimation of civil works – A room for a teacher in Pry school, a room for a teacher including one Headmasters room in upper pry school, in addition to provision for school repairs toilets (girls toilets separately), electricity drinking water facilities etc.

Provision for building repair and maintainance

Specific intervenations for focused groups i.e. girls, S.G., S.T. minor communities, migrated children, child labour, E.E.C.

S.S.A is community based education – formation of VEC, PTA & MTA, Block level team, cluster level team dfor participatory planning, implementation and monitoring

This programme emphasises for preparation of village level plan by village level teams an Block level plan by Block level teams.

Developing institutional net works and support for the quality improvement of Pry & Upper Pry education through DIET, SCERT, SIET, NECERT & N.G.O.S

Convergence with N.G.O's development of pupil assessment procedure in Pry & U.P. Schools with conducting unit test (achievement test) in each year)

Specific quality incentives to upper Pry stages providing teaching learning equipment's library books and children literatures, accademical support from BRG, DRG & DIET, curriculum text books renewal.

Improvement of science programme things conducting science exhibitions, science fair/mela

8:1 Net working Capacity building of the teachers the Block level Resource group and cluster level Resource group will provide inservice training to the existing teachers along with unsldie support and monitoring children progress.

Net working with teachers group NGO's and other professional organisaitons.

9. Addressing focused groups strategies girls education village wise data base-Name wise list of girl children who are out of school/child labour mainstreaming of girl children who are out of school through non-residential bridge courses

Conduct of gender issues workshops

Involvement of women groups and other self help groups for motivations communities and parents for the schooling of girl children.

Conduct of campaigns, rallies along with cam materials.

Sensitizing the community and parents in low female literacy habitations against girl child labour and minor community and their educational issues.

9:2 Early child education (ECE) strengthening of existing ..... no of Anganwadis by extending the working hours and shifting of the centres to more need location.

Convergence with AW centres of ICDS to make strengthen in school premisses during school hour.

Capacity building of Angawadi instructors through training, meeting, rallies etc.

TLM to Anganwadi Centres.

9.3 Child Labour :

Organizing rallies at village level in order to sensitize to community to parents on child labourer and their education.

Formation of village wise core group with youth organisations.

Conduct of residential (48 Per year) and non residential Bridge course (915 Per year).

Support to community for their efforts on mobilisation for the norm that no child should work the best place for the child is school.

Preparation of modules and literatures on the process of main streaming.

Exposer visits to the mobilisers youth groups and camp volunteers to the successful camps, child labour free habitation to witness and feel the mobilisation process and community involvement.

9 : 4 child with special educational needs :

Name wise lists of children with SEN - Habitations -wise

Training to teachers on IED

Preparation of Module for children of Disabled

Provision for TLM and teacher grants and other forms of Teaching learning equipment.

#### 10.2 Systems improvements for monitoring and follow up

Data base collect basic information about schools, teacher, children enrolment retention achievement etc. school level and maintaining data at Block level print as basic unit.

Collect village wise information of the child population in the age group of 0-14 years

Collect village wise, name wise list of out of school children in the age of 5-14 years.

10:2 Validation Review the data collected from the field once in a month at Block level and district level.

Validation of data at village level In VEC on quarterly basis sharing the data of teachers meeting cluster level.

10. Updatation : Provision for regular updaton at date on major indicators of UEE alongwith the school facilities at Block level points through computer.

#### 10.4 Utilisation

- Data transfer from block level to school analysis
- Discussion of School data in cluster level meeting. And checking the targets and achievements.
- Using the data for the purpose of planning as village level Block level and Dist level.
- Data sharing between millage level, block level, Dist. Level and state level on a regular basis through interact.

10. Identification at schools and teachers-supervision and monitary.

- Identification of School and teacher by way of categorisation of schools in to A,B,C & D categories best on the various performances indicators. The same excercise has been done in Janasala Schools of 3 blocks and one urban slums in Cuttack Dist. -
- On side support to schools and teachers through BRRS, CRRS,DRGs, BRGs

- Support to teachers in networks, conducting of academic forums, in a way for the involvement of more and more teachers with positive outlook in school development progress.
- Academic monitoring at schools by DIET, Personnel and BRCCs, & CRCCs.
- Identification of effective schools- Categorisation at Alternative schools, Primary Schools, Upper Primary Schools, ECCE centres, child labour camps, school committees BRCC, CRCC, etc and monitoring for further improvement.
- Monitoring through new letters and individual attention.
- Capacity building of field staff. i.e. DIET, DRGS, Mass Education Dept. at Dist. Level, DRDD, DPO staff, Dy. D/S, D/S, All S/S, one different pedagogical renewal and school support systems.

#### Targets – Key Performance Indicators

- (a) Access – Exhibits in Annexure – 1
- (b) Enrollment – do – Annexure – 2
- (c) Retention - do – Annexure – 3
- (d) Coverage of out school children of Cuttack Dist. - do - Annexure – 5
- (e) No of Primary Upper Primary School, at Cuttack Dist. Annexure – 5

## CHAPTER - I

The Cuttack District so to say the heart of Orissa occupies an important place in the field of art, culture, education, trade and in politics as well. It is one of the oldest historic regions of India with rich culture & high civilization. It stands like a source of inspiration in the field of art, sculpture, literature, music, drama, games & sports. It covers 3932 square kilometers with a large population of 23,41,000 having C.D. 14 Blocks, 342 Grama Panchayats & 1765 Revenue villages. Besides there is one corporation, one municipality & two N.A.C. areas in the district.

It is the Centre of trade & commerce & the old capital of Orissa till 1962. During the struggle for independence, people of Cuttack as well as its freedom fighters displayed their remarkable philanthropic activities & rendered their valuable service to the nation which needs no mention. Despite its remarkable achievements in different fields in comparison to other districts of Orissa, there are still some backward pockets where literacy rate is very alarming .

River Mahanandi flows through the middle part of the District. Many historical & important places of Cuttack draw a number of outsiders & migrants to stay in the district for years together. The Orissa high court stands on the bank of Mahanadi Cuttack city which has one sixth population of the whole district. The oldest reputed Ravenshaw College, Sri Ramachandra Bhanj Medical College, high lights the name of the district in the country and abroad.

### District Profile

Area, number of Block, Towns and density of population

Area in Sqr. Km.	No. of Blocks	No. of Municipality & N.A.C.	Density
3932 Sqr. Km.	14	04	Per sqr. Km. 595

### Population :

Distribution of population, Growth rate and sex ratio

Population - 2001			Sex ratio		Growth Rate	
Male	Female	Total	1991	2001	1981-91	1991-2001
1208000	1133000	2341000	922	938	19.37	1400

*increase ?*

**Scheduled Castes and Scheduled Tribe Population :**

As per 1991 Census the population of SCs and STs in the District is 3,58,877 and 68858 respectively. This constitutes 18.19% and 3.49% of the total population respectively as against the state percentage of 18.19% and 3.49%. — ?

**Population of SCs and STs and their percentage**

	Population			Percentage of Population		
	Male	Female	Total	Male	Female	Total
SCs	1,84,242	1,74,635	3,58,877	12.70	13.40	13.05
STs	35,530	33,228	68,858	6.58	7.04	6.86

**Administrative Set up**

No. of Subdivison	-	3
No. of Tahasils	-	11
No. of C.D. Blocks	-	14
No. of Municipality	-	2
No. of N.A.C.s	-	2
No. of Police Stations	-	34
No. of Gram Panchayats	-	342
No. of Fire Stations	-	7
No. of Assembly Constituencies	-	10
No. Parliamentary Constituencies	-	1

**Medical and family welfare position**

Medical Colleges & District H.Q. Hospitals	-	2
Subdivision & other Hospitals	-	13
Community Health Centres	-	5
Primary Health Centres	-	52
Aryurvedic Hospital	-	16
Homeopathic Hospitals	-	18
No. of post offices	-	365



**Literacy Rate :**

Cuttack District is considered to be one of the educationally forward Districts in the state with a literacy rate of 76.13 % as against the state literacy rate of 63.61%. The literacy rate male and female of the district is 85.46% and 66.19 respectively.

**Literacy rate of General, SC and ST population**

	Male	Female	Total
General	85.46	66.19	76.13
SC	59.75	30.22	44.98
ST	32.83	8.24	20.53

The literacy table shows that the SC & ST people mostly the Female group is illiterate to an alarming stage. Most of the girls about 80% of total population are away from schooling facilities due to poverty, lack of awareness, lack of schooling facilities nearer to them.

## CAPTER - II

### EDUCATIONAL PROFILE

The revenue District Cuttack is divided into four Educational districts for better administration & monitoring of Pry. Education in the District. There is one Inspector of Schools at Cuttack to Control the administration of Secondary Edn. in the district. The details of administrative set up is given below.

Table 1

Sl. No.	Name of the Edn. District	No. of S.I.S. Circles	No. of Primary Schools		No. of U.P. Schools		No. of High Schools	
			Govt.	Non Govt.	Govt.	Non. Govt.	Govt.	Non. Govt.
1	Cuttack	24	678	56	220	22	154	29
2	Athgarh	13	395	9	157	12	93	30
3	Salipur	13	460	8	173	22	102	7
4	Banki	6	145	-	54	2	23	9
	Total	56	1678	73	604	58	372	74

Access - 65.44% of the population possess access to pry schooling facility within a walking distance of 1 to 2 Kms distance. About 55.23 % of population has an opportunity of upper primary schooling within 2 to 3 Kms. Distance.

Table - 2 TYPE / Management wise Institution

TYPE Management	Pre-pry.	Primary Edn.	Upper pry. Edn.	High school
Central Govt.	-	-	-	2
State Govt.	1752(AWC)	1678	604	371
N.A.C. Managed	-	-	-	-
Municipality Managed	-	-	-	5
Pvt. Adided	-	73	58	71

**Table -3**

Sl. No.	Name of the Block	No. of Pry. Schools Govt /Non-Govt./Private	No. of U.P. Schools Govt./NonGovt /Private
1	Niali	141	43
2	Kantapada	79	28
3	Barang	87	29
4	Cuttack Sadar	113	45
5	Tangi-Choudwar	145	42
6	Salipur	150	53
7	Nischint Koili	156	54
8	Mahanga	162	88
9	Athagarh	126	51
10	Baramba	97	43
11	Narasinghpur	121	49
12	Tigirja	53	22
13	Banki - Damapara	73	31
14	Banki -I	63	21
15	Cuttack CMC.	148	46
16	Choudwar MPL	21	10
17	Banki N.A.C.	9	4
18	Athagarh N.A.C.	7	4
	Total	1751	662

## 2.2 Enrolment

The total number of school age children between 1 to 14 years is around 404784 and among their 19% are out of school as on Dt. 31st July 2002. The document identified two important goals to be achieved by the year 2005. The first is that the over all literacy in the district must be 100% and the second is that there will no child labour by 2003. The literacy rate of the district is 76.13 %. The literacy rates of women, backward classes, Sch. Caste and Sch. Tribes are still below the district average

### Age - Group wise population details

Table - 4

Age group	Population	Enrolled	To be enrolled	To be enrolled percentage
6-11	2,66,734	2,22,482	44,252	19.8%
11-14	1,38,050	1,04,567	33,483	32%

### Block wise child population detail (6-11 yrs.)

Sl. No.	Name of the Block	Total Child Population	Enrolled	To be enrolled	% to be enrolled
1	Niali	19143	16653	2490	
2	Kantapada	11,742	8747	2995	
3	Barang	12776	8903	3873	
4	Cuttack Sadar	16680	14180	2500	
5	Tangi-Choudwar	19318	17035	2283	
6	Salepur	20912	18404	2508	
7	Nischintkoili	17034	14794	2240	
8	Mahanga	18598	16083	2515	
9	Athagarh	15850	10,521	5329	
10	Baramba	19860	15449	4411	
11	Narasinghpur	13851	12719	1132	
12	Tigiria	11434	8746	2688	
13	Banki -I	16073	11191	4882	
14	Banki-Daipara	14173	12405	1768	
15	Cuttack Municipality	32036	29875	2161	
16	Choudwar Municipality	3653	3496	157	
17	Banki N A C	1403	1335	68	
18	Athagarh N.A c.	1403	1335	68	
	Total	2,66,734	2,22,482	44,252	

**Table - 5****Classwise Enrolment (2002-2003)**

Class	All Community		Total
	Boys	Girls	
Pre-Prty	36,254	34,290	70,544
I	27148	25315	52463
II	25163	24730	49893
III	22903	21949	44852
IV	19983	18797	38780
V	18197	18297	36494
VI	18048	17931	35979
VII	17571	17252	34823
VIII	17208	16557	33765
Total	1,66,221	1,60,828	3,27,049

N.B. Categorically Roll strength General, S.C. & S.T. is exhibited in separate sheets.

Table 4 shows that a number 44, 252 children of 6-11 age group are out of schools belong over to dropout, non enrolled children.

Various measures have been taken up to improve the situation at all stages of schooling i.e. new Primary schools/Ama Bidyalaya/E.G.S./AIE have been proposed to be opened in unserved habitations, Programme for special drive to increase enrolment in schools. To build up awareness among the people of backward categories, community participation by forming various education committee at all stages from habitation to district level.

## 2.3 Existing schemes for the improvement of elementary education in the district

### 1. ~~Free~~ distribution of Text Books :

The Govt. of Orissa is distributing the Nationalised Text-Books freely to all the children in classes I to VII in all the schools in the state irrespective of management. It is an incentive for promoting enrolment and retention of the children in the schools in general and deprived in particular

### 2. Mid-day meal scheme (Rice-Distribution)

The G.O.O. has launched the scheme of national programme for nutritional support to primary education during 1995 to give a boost to U.E.E. specifically improving enrolment and retention, covering all local bodies, Government and private - aided schools in the state. The rice @100 gms per day per child i.e. 3 kg per month which is being distributed to each child subject to a minimum of 80% of attendance.

### 3. Early child hood care of Education :

E C E. is a school readiness programme and releases the older school age children from sibling care. The Department of women Development & child welfare is running Anganwadi Centres functioning in project areas under ICDS in the district under Janasala programme. These centres are catering to the needs of 3-5 years children along with health needs and preparing them for the primary schooling.

### 4. Operation Block Board Scheme :

O.B. scheme is a centrally sponsored scheme taken up in the district during 1990-94 for the improvement of schools. Under this scheme following components were taken up .

- a. provision of Teachers to primary schools
- b. Construction of class-rooms
- c. Provision of teaching-learning materials to all primary schools.

### 5. Orissa Pradesh primary education project

(OPEEA) is an school improvement project taken up in the district during 1990-95 to improve quality of primary education through providing class rooms and teacher centre buildings of improved quality and improving human re-sources by enhancing the quality of work of teachers and field staff.

**Data base for Sarva Shiksha Abhiyan**

All Category

Child Population in the age of below 14 year.

Categories : Gen /SC/ST/Disabled

Name of the Block	0-3 Years			3-5 Years			6-11 Years			11-14 Years		
	Bcys	Girls	Total	Boys	Girls	Total	Boys	Girls	Total	Boys	Girls	Total
Athagarth	4236	3427	7663	4121	2981	7102	8010	7840	1580	5312	4211	9523
Banki	3988	3757	7745	3562	3354	6916	8292	7781	16,073	5273	5019	10,292
Badamba	4869	4515	9384	4672	4712	9384	10,213	9647	19,860	3702	2235	5937
Baranga	2115	2017	4188	2099	2004	4103	6541	6235	12,776	3593	3431	7024
CTC Sadar	4242	3124	7366	3143	3216	6362	5243	8437	16,680	4672	4991	4663
Dompara	2840	2555	5395	2026	1797	3823	8148	6025	14,173	6487	3808	10,295
Kantapada	1917	1771	3688	1732	1630	3362	5852	5890	11,742	2207	2025	4232
Mahanga	2684	2618	5302	4260	4144	8404	5346	5252	18,598	5730	4358	10,088
Narasinghpur	4362	4181	8543	4725	4539	9264	7064	6787	13,581	5844	5614	11,458
Niali	4453	3908	8361	4610	3160	7770	10,889	8254	19,143	4006	3283	7289
N. Koilli	4279	4280	8559	3709	3717	7426	8549	8485	17034	4308	4104	8412





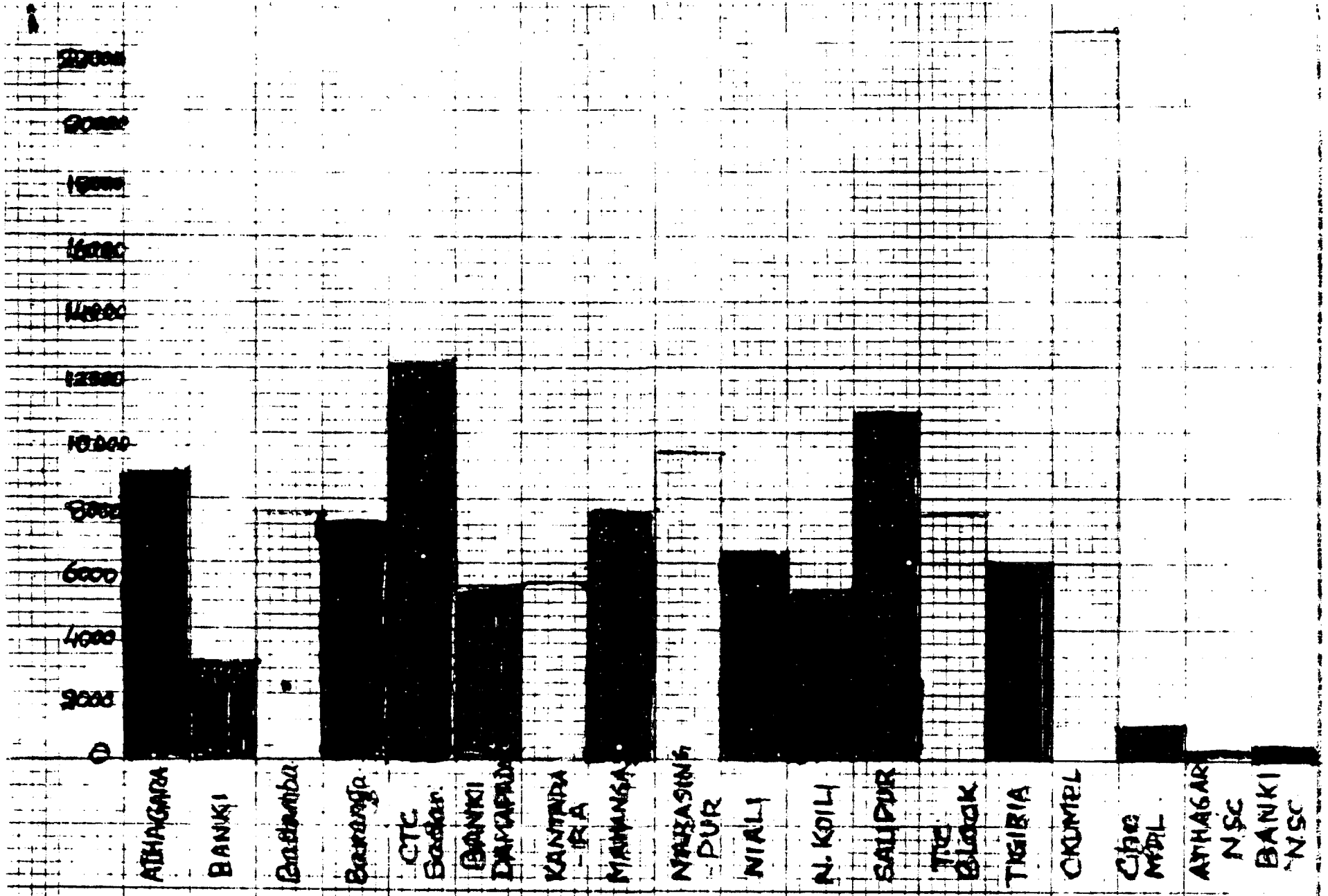
Data base for Sarva Shiksha Abhiyan

Child Population in the age of below 14 year. Cuttack District

Categories : General

Name of the Block	0-3 Years			3-5 Years			6-11 Years			11-14 Years		
	Boys	Girls	Total	Boys	Girls	Total	Boys	Girls	Total	Boys	Girls	Total
Athagarh	2258	1770	4028	2346	1561	3907	5700	5000	10700	3571	3502	7073
Banki	3231	3058	6289	2891	2727	5618	6760	6360	13120	4365	3980	8345
Banki Dompur	2180	2027	4207	1431	1379	2810	5385	5305	10690	2125	2132	4257
Kantapada	1428	1358	2286	1285	1205	2490	4751	4851	9602	2751	2731	5483
Mohanga	2684	2618	5302	4260	4144	8404	8527	8227	16754	3553	3530	7083
Narasinghpur	3263	3194	6457	3658	3344	7002	5520	4516	10036	4325	4335	8660
Niali	3700	3380	7080	3858	2641	6499	8065	8120	16185	3071	3020	6091
Nischintakoili	3638	3642	7280	3009	3009	6018	7795	7723	15518	3851	3605	7456
Salipur	3551	3353	6904	3563	3333	6896	7615	6312	13927	2704	2801	5505
Tangi Chaudwar	1705	1621	3326	1648	1542	3190	7325	7320	14645	1956	1666	3622

Tigiria	2207	2051	4258	2244	2014	4258	4152	4048	8200	2755	2417	5172.
Cr. MPLC	8591	8368	16,959	7940	8774	16714	9972	9235	19207			15161
ChawdarMPL	610	585	1195	536	514	1050	1448	1325	2773	919	858	1777
Athagam NAC	264	183	447	188	156	344	562	611	1173	336	337	6732
Banki NAC	462	380	842	323	267	590	1021	1020	2041	520	528	1048
Tota:	47876	44573	92389	46328	43885	90213	102939	96487	199426	54262	49441	103703



CHILD POPULATION - 6yrs to 14yrs (Sch. Caste)

## Data base for Sarva Shiksha Abhiyan

Child Population in the age of below 14 year. Cuttack District.

Categories : Gen /SC/St/Disbled

Name of the Block	0-3 Years			3-5 Years			6-11 Years			11-14 Years		
	Boys	Girls	Total	Boys	Girls	Total	Boys	Girls	Total	Boys	Girls	Total
Atnagarh Blok	1193	985	2178	1162	785	1947	1672	1579	3251	673	789	1462
Banki	379	338	717	339	314	653	792	736	1533	499	456	955
Badamba	850	620	1470	825	715	1540	2066	1718	3784	518	307	825
Baranga	594	583	1177	589	562	1151	1776	1762	3538	911	818	1729
CTC. Sadar	1228	1115	2343	978	1031	2009	2567	2609	5176	1309	1438	2747
Banki Dampur	403	325	728	367	255	622	1323	905	2228	1105	603	1707
Kantapada	471	402	873	436	416	852	1091	1031	2122	942	862	1804
Mohanga	693	682	1375	837	779	1616	842	920	1762	1510	1430	2940
Narasingpur	855	921	1776	985	947	1932	1737	1704	3441	1258	1124	2382
Niali	715	503	1218	718	492	1210	1562	1266	2835	613	409	1122
Nischintakoli	638	634	1272	708	707	1415	754	762	1516	474	482	956

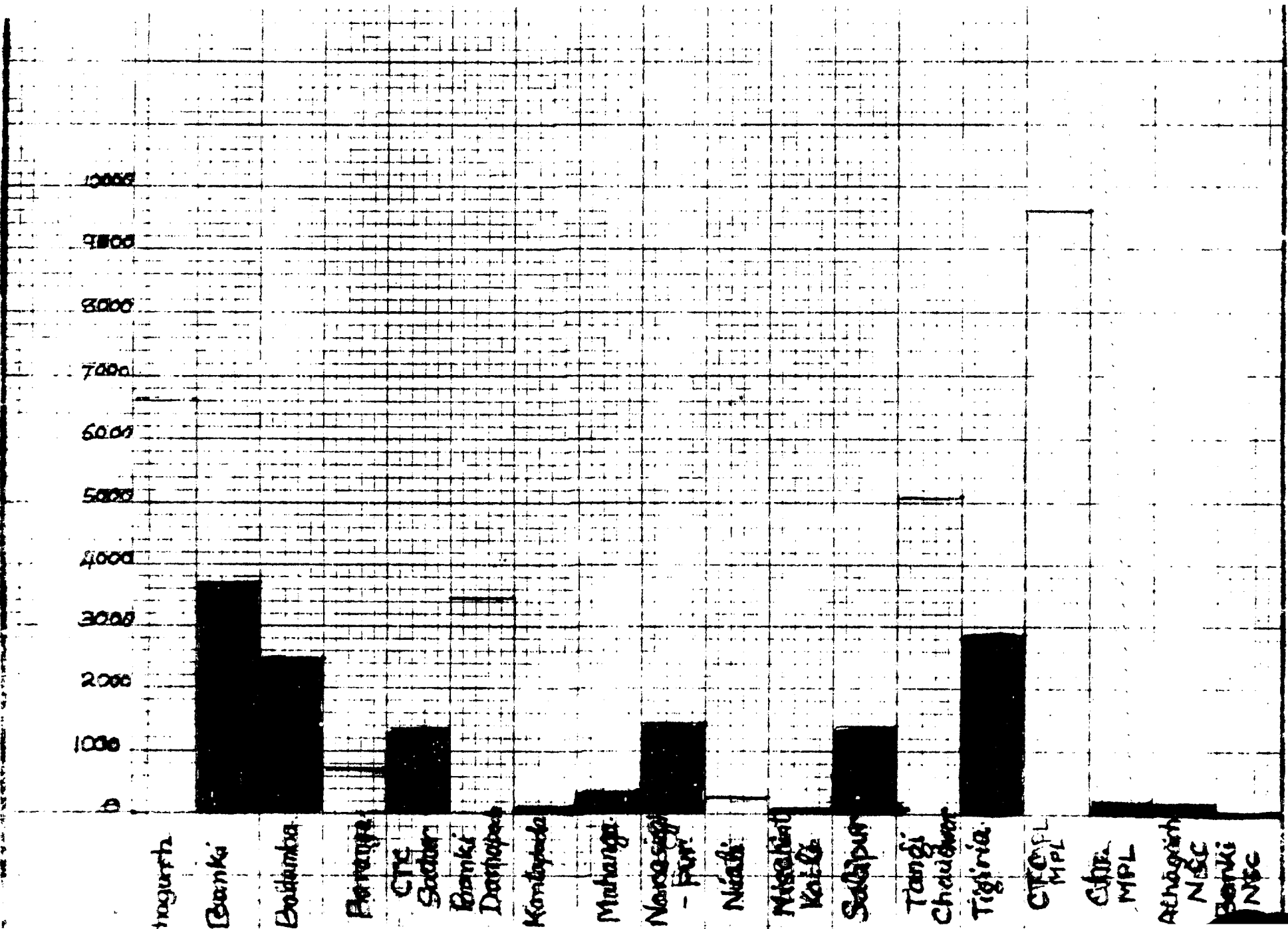
*Sakripur*

Salipur	670	630	1300	648	603	1251	3332	2953	6285	910	877	1787
Tangi Chandar	1190	1140	2330	1080	1039	2119	1334	1294	2628	322	289	611
Tigiria	692	688	1380	562	798	1060	1120	1175	2195	765	654	1419
CTC MPLC	2577	2492	5074	2153	2379	4532	4629	4372	9001	1853	1859	3712
Chawdar MPL	70	63	133	85	67	152	381	316	697	91	85	176
Athagarh NAC	30	35	65	40	30	70	60	58	118	45	42	87
Banki NAC	60	56	116	48	35	83	82	73	155	65	55	120
<b>Total</b>	<b>13308</b>	<b>12217</b>	<b>25525</b>	<b>12558</b>	<b>11679</b>	<b>24237</b>	<b>27120</b>	<b>25135</b>	<b>52265</b>	<b>13862</b>	<b>12579</b>	<b>26441</b>

10000  
9000  
8000  
7000  
6000  
5000  
4000  
3000  
2000  
1000  
0

Athragurth  
Banki  
Bodimba  
Boranga  
CPC  
Sodan  
Banki  
Dandapad  
Kantapada  
Muhanga  
Narasing  
- Pur  
Nidali  
Misalari  
Kali  
Sakapur  
Tangi  
Chaudwar  
Tigiria  
CPC  
MPL  
CPC  
MPL  
Athragurth  
NESC  
Banki  
NESC

CHILD POPULATION - Govt. House



**Data base for Sarva Shiksha Abhiyan**

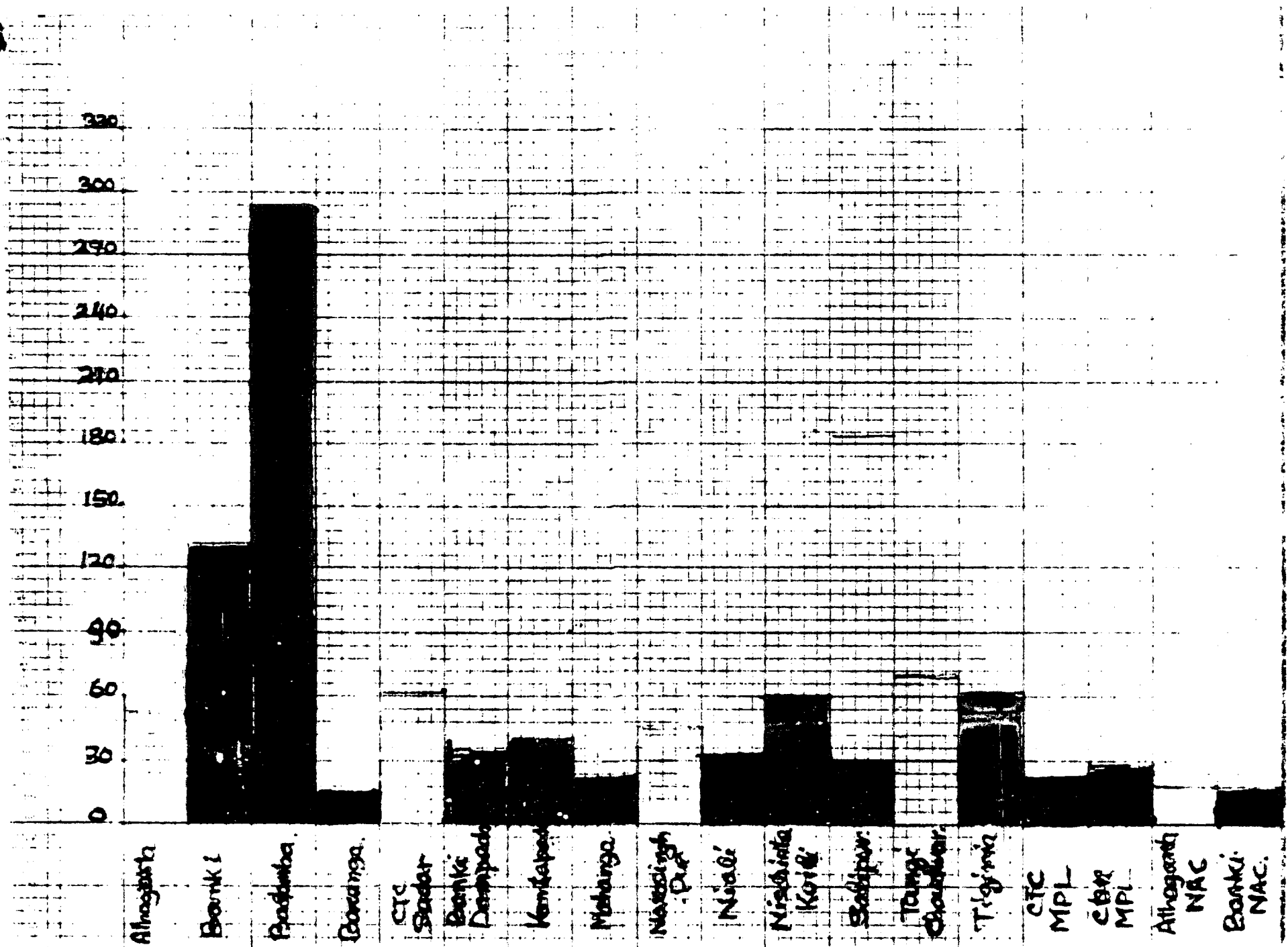
Child Population in the age of below 14 year. Cuttack

Categories : Gen /SC/ST/Disabled

Name of the Block	0-3 Years			3-5 Years			6-11 Years			11-14 Years		
	Boys	Girls	Total	Boys	Girls	Total	Boys	Girls	Total	Boys	Girls	Total
Athagam Block	785	672	2457	653	635	1288	952	947	1899	451	537	988
Banki	378	361	739	332	313	645	735	685	1420	505	487	992
Badamba	275	310	585	245	205	450	778	391	1169	135	118	253
Baranga	29	29	58	32	28	60	250	198	448	111	86	197
CTC Sadar	138	127	265	95	107	202	218	118	336	301	275	576
Banki Dompara	257	203	460	228	163	391	784	741	1255	983	388	1371
Kantapada	18	11	29	11	09	20	10	8	18	5	3	8
Mohanga	93	94	187	27	26	53	42	40	82	30	35	65
Narasinghpur	162	148	310	174	162	336	193	191	384	209	207	416
Niali	40	25	65	34	27	61	55	68	123	43	33	76
Nischintakoili	03	04	07	01	01	02	-	-	-	-	-	-
Salipur	225	210	435	84	75	161	394	306	700	69	73	112

Tangi Chawdar	766	731	1497	618	598	1216	1055	990	2045	202	196	398
Tigiria	438	389	827	336	309	645	557	482	1039	245	234	479
Cr. MPLC	1049	939	1988	995	988	1983	1937	1891	3828	935	927	1862
Chodwar MPL	17	16	33	17	11	28	105	78	183	23	21	44
Athagarh NAC	24	22	46	32	25	57	70	42	112	36	32	68
Banki NAC	-	-	-	01	-	01	01	01	02	01	-	01
Total	4697	4291	8988	3920	3682	7602	8136	6907	15043	4284	3622	7906





OUT OF SCHOOL, DISABLED CHILDREN

### Distribution of Out of School Children

Child Population in the age group of below 14 year.

Categories : Gen/SC/ST/Disabled All Category

Name of the Block	No. of out of School Children			No. of out of School Children		
	6-11 Years			11-14 Years		
	Boys	Girls	Total	Boys	Girls	Total
Athagarh	562	677	1239	545	638	1183
Banki	3511	3493	7004	4620	3644	8264
Badamoo	2718	2587	5305	1103	1121	2224
Baranga	839	1303	2142	517	501	1018
CTC Sadar	802	810	1612	463	509	972
Dampada (Banki)	1865	1674	3539	2895	2842	5737
Kantapada	1449	1043	2492	829	735	1564
Mahanga	910	920	1830	515	525	1040
Narasinghpur	1756	1665	3421	659	639	1298

Niali	1939	1468	3407	990	778	1768
Nischintakoli	331	326	657	510	518	1028
Salipur	997	983	1980	806	762	1568
Tangi Chowdwar	2413	2339	4752	706	630	1336
Tigiria	515	463	978	459	457	916
CTC MFLC	1327	2098	3425	1462	1681	3143
Chowdar HPL	115	94	209	96	92	188
Athagarn NAC	52	39	01	66	58	124
Banki NAC	88	81	169	58	54	112
Total	22189	22063	44252	17299	16184	33483

### Distribution of Out of School Children

Child Population in the age group of below 14 year.

General

Name of the Block	No. of out of School Children			No. of out of School Children		
	6-11 Years			11-14 Years		
	Boys	Girls	Total	Boys	Girls	Total
Athagarh	472	553	1025	453	518	971
Banki	1151	478	1629	961	983	1944
Badamba	2011	2375	4386	699	732	1431
Baranga	561	915	1476	277	306	583
CTC Sadar	378	337	715	316	339	655
Dampada	921	323	1244	754	795	1549
Kantapada	860	435	1295	320	325	645
Mahanga	830	640	1470	640	560	1200
Narasinghpur	878	833	1711	329	319	648
Niali	1427	1247	2674	731	574	1305

N. Koili	331	326	657	510	518	1028
Salipur	780	786	1566	625	610	1235
Tangi Chr.	1490	1464	2954	502	440	942
Tigiria	212	193	405	213	218	431
CTC CMC	3872	3688	7560	2048	2032	4080
Cdr. MPL	92	83	175	74	76	150
Athagarh NAC	45	35	80	57	49	106
Banki NAC	67	65	132	38	37	75
Total	16378	14776	31,154	9547	9431	18978

### Distribution of Out of School Children

Child Population in the age group of below 14 year.

S.C.

Name of the Block	No. of out of School Children			No. of out of School Children		
	6-11 Years			11-14 Years		
	Boys	Girls	Total	Boys	Girls	Total
Athagarh	52	66	118	59	61	120
Banki	522	582	1104	1145	1056	2171
Badamba	138	155	293	289	177	466
Baranga	253	-	614	220	178	398
CTC Sadar	180	162	342	132	151	283
Dampada	455	435	890	910	1032	1942
Kantapada	583	601	1184	509	410	919
Mahanga	625	595	1220	500	497	997
Narasinghpur	589	556	1145	219	213	432

Niali	492	211	703	252	201	453
N. Koili	81	85	166	120	135	255
Salipur	150	128	278	121	104	225
Tangi Chr.	498	465	963	108	102	210
Tigiria	158	143	301	147	151	298
CTC CMC	132	148	280	148	165	313
Chandra MPL	19	06	25	18	13	31
Athagarh NAC	05	03	08	06	07	13
Banki NAC	21	16	37	20	17	37
Total	4953	4718	9671	4893	4670	9563

### Distribution of Out of School Children

Child Population in the age group of below 14 year.

S.T.

Name of the Block	No. of out of School Children			No. of out of School Children		
	6-11 Years			11-14 Years		
	Boys	Girls	Total	Boys	Girls	Total
Athagarh	38	58	96	33	59	92
Banki	207	198	405	879	721	1600
Badamba	069	57	126	115	112	227
Baranga	15	18	33	11	09	20
CTC Sadar	57	46	103	15	19	34
Dampada	249	230	479	770	679	1449
Kantapada	06	07	13	-	-	-
Mahanga	180	200	380	320	240	560
Narasinghpur	289	177	466	111	107	218
Niali	15	05	20	02	03	05



N Koili	-	-	-	-	-	-
Salipur	50	49	99	40	38	78
Tangi Chr.	425	310	735	96	88	184
Tigiria	145	127	272	99	88	187
Cuttack MPLCap.	114	74	188	99	177	276
Chr, MPL	04	05	09	04	03	07
Athagarh NAC	02	01	03	03	02	05
Banki NAC	-	-	-	-	-	-
Total	1865	1562	3427	2597	2345	4942

Distribution of Out of School Children

General

	6-11			Non Enrolled			11-14					
	Dropout						Dropout			Enrolled		
	B	G	T	B	G	T	B	G	T	B	G	T
Amagam	220	310	530	252	243	495	180	260	440	273	258	531
Banki	530	225	755	621	253	874	368	420	788	600	563	1163
Baramba	970	1265	2235	1041	1110	2151	245	310	555	454	422	876
Baranga	215	472	687	346	443	789	115	102	217	162	204	366
CTC Sadar	132	109	241	246	228	474	82	77	159	234	262	496
Dampara	138	85	223	783	238	1021	103	128	231	651	697	1248
Kantapada	255	138	393	605	297	902	50	55	105	270	270	540
Mananga	231	142	373	590	498	1088	120	155	275	503	450	953
N. Pur	278	132	410	600	701	1301	69	65	134	260	254	514
Niali	362	351	713	1065	898	1963	123	119	242	608	455	1063
N. Koili	105	125	230	226	201	427	65	63	128	445	455	900
Salipur	286	268	554	494	518	1012	126	125	251	499	485	984

Tangi Chr.	583	572	1155	907	892	1799	103	102	205	399	338	737
Tigina	68	51	119	144	142	286	62	61	123	151	157	308
CTC MPL	981	956	1937	2891	2732	5623	569	497	1066	1452	1535	2931
Char MPL	31	31	62	61	52	113	36	38	74	38	36	74
Athagarrh	23	14	37	22	21	43	25	19	44	32	30	62
Banki NAC	31	23	54	45	40	85	15	14	29	33	33	66
Total	5439	5269	10708	10939	9507	20446	2456	2610	5066	7091	6821	13912

**Distribution of Out of School Children  
Child Population in these group belongs 14 years**

**Category : S.C.**

	6-11						11-14					
	Dropout			Non-Enrolled			Dropout			Non-enrolled		
	B	G	T	B	G	T	B	G	T	B	G	T
Athagarh	18	35	53	34	31	75	28	21	49	31	40	71
Banki	103	293	396	419	289	708	396	389	785	639	667	1306
Badamba	23	65	88	115	90	205	138	72	210	151	105	256
Baranga	106	71	177	147	290	437	105	73	178	115	105	220
CTC Sadar	65	51	116	115	111	226	62	56	118	70	95	165
Damapur	105	132	237	350	303	653	305	428	733	605	604	1209
Kantapur	153	151	304	430	450	880	206	109	315	303	301	604
Mohanga	215	205	420	410	390	800	185	147	332	415	350	765
Narasinghpur	286	166	452	303	390	693	118	103	221	101	110	211
Niali	142	61	203	350	150	500	129	145	274	123	56	179
N. Koili	32	15	57	49	70	119	55	55	110	65	80	145

Salipur	47	32	79	103	96	199	51	64	115	70	40	110
Tangi Chr.	192	125	317	306	340	646	53	52	105	55	50	105
Tigiria	57	48	105	101	95	196	42	48	90	105	103	208
CTC CMC	35	43	78	97	105	202	41	63	104	107	102	209
Ch. MPL	8	2	10	11	4	15	08	07	15	10	06	16
Athagarb	2	2	4	3	1	4	04	04	08	02	03	05
Barik NAC	15	07	22	06	9	15	09	08	17	11	09	20
Total	1604	1504	3108	3349	3214	6563	1915	1344	3759	2978	2826	5804

Out of the School Children & S.T.

S.T.

	6-11						11-14					
	Dropout			Non-Enrolled			Dropout			Non-enrolled		
	B	G	T	B	G	T	B	G	T	B	G	T
Athagarh	29	45	74	09	13	22	25	40	65	08	19	27
Banki	122	193	315	85	105	190	570	415	985	309	306	615
Baramba	45	17	62	24	40	64	80	90	170	35	22	57
CTC Sadar	42	15	57	15	31	46	11	16	27	04	03	07
Dampada	139	140	279	110	90	200	500	470	970	270	209	479
Kantapada	4	4	8	2	3	5	-	-	-	-	-	-
Mahanga	120	190	310	60	70	130	179	142	321	141	97	238
N. Koili	-	-	-	-	-	-	-	-	-	-	-	-
Niali	11	03	14	4	2	6	01	02	-	01	01	02
Narasinghpur	190	170	360	99	107	206	80	67	147	31	40	71
Saipur	35	38	73	15	11	26	02	02	4	-	01	01

Enrolment of District  
All Category

Class	Govt. Schools			Govt. Residencial Schools			Private Schools			Total		
	B	G	T	B	G	T	B	G	T	B	G	T
I	22911	19160	41971	-	-	-	2997	2916	5913	25908	21976	47884
II	21978	18520	40498	-	-	-	2879	2739	5618	24857	21259	46116
III	20873	18289	39162	-	-	-	2758	2650	5408	23631	20939	44570
IV	18113	19196	36309	-	-	-	2551	2462	5013	20664	20658	41322
V	17447	17989	35436	-	-	-	2502	2452	4954	19949	20441	40390
VI	16843	15874	31717	50	48	98	3917	2449	6366	20810	18371	39181
VII	14779	14576	29355	50	50	100	3718	2438	6156	18547	17064	35611
VIII	13017	13761	26778	-	-	-	2997	2200	5197	16014	15961	31975
Total	145961	136265	282226	100	98	198	24319	20306	44625	170380	156669	327049

## Enrolment in the District

Categories : Gen

Block .....

Class	Govt. Schools			Govt. Residencial Schools			Private Schools			Total		
	B	G	T	B	G	T	B	G	T	B	G	T
Class-I	17158	14482	31640	-	-	-	2285	2182	4467	19443	16664	36107
Class-II	16652	13683	30335	-	-	-	2121	2156	4277	18773	15839	34612
Class-III	16248	14355	30603	-	-	-	2108	2170	4278	18356	16525	34881
Class - IV	13508	14309	27817	-	-	-	2053	2050	4103	15561	16359	31920
Class-V	12671	12054	24725	-	-	-	2037	2070	4107	14708	14124	28832
Class-VI	12756	12333	25089	-	-	-	3472	2089	5561	16228	14422	30650
Class-VII	11426	12071	23497	-	-	-	3197	2097	5394	14723	14168	28891
Class-VIII	10782	11665	22447	-	-	-	2702	1955	4657	13484	13620	27104
Class-IX												
Class -X												
Total	111201	104952	216153	-	-	-	20075	16769	36844	131276	121721	252997



Enrolment of District  
All Category

Class	Govt. Schools			Govt. Residential Schools			Private Schools			Total		
	B	G	T	B	G	T	B	G	T	B	G	T
I	22911	19160	41971	-	-	-	2997	2916	5913	25908	21976	47884
II	21978	18520	40498	-	-	-	2879	2739	5618	24857	21259	46116
III	20873	18289	39162	-	-	-	2758	2650	5408	23631	20939	44570
IV	18113	19196	36309	-	-	-	2551	2462	5013	20664	20658	41322
V	17447	17989	35436	-	-	-	2502	2452	4954	19949	20441	40390
VI	16843	15874	31717	50	48	98	3917	2449	6366	20810	18371	39181
VII	14779	14576	29355	50	50	100	3718	2438	6156	18547	17064	35611
VIII	13017	13761	26778	-	-	-	2997	2200	5197	16014	15961	31975
Total	145961	136265	282226	100	98	198	24319	20306	44625	170380	156669	327049

## Enrolment in the District

Categories : Gen

Block .....

Class	Govt. Schools			Govt. Residential Schools			Private Schools			Total		
	B	G	T	B	G	T	B	G	T	B	G	T
Class-I	17158	14482	31640	-	-	-	2285	2182	4467	19443	16664	36107
Class-II	16652	13683	30335	-	-	-	2121	2156	4277	18773	15839	34612
Class-III	16248	14355	30603	-	-	-	2108	2170	4278	18356	16525	34881
Class - IV	13508	14309	27817	-	-	-	2053	2050	4103	15561	16359	31920
Class-V	12671	12054	24725	-	-	-	2037	2070	4107	14708	14124	28832
Class-VI	12756	12333	25089	-	-	-	3472	2089	5561	16228	14422	30650
Class-VII	11426	12071	23497	-	-	-	3197	2097	5394	14723	14168	28891
Class-VIII	10782	11665	22447	-	-	-	2702	1955	4657	13484	13620	27104
Class-IX												
Class -X												
Total	111201	104952	216153	-	-	-	20075	16769	36844	131276	121721	252997

## Enrolment of District

S.C

Class	Govt. Schools			Govt. Residential Schools			Private Schools			Total		
	B	G	T	B	G	T	B	G	T	B	G	T
I	4581	3625	8196	-	-	-	578	516	1094	5159	4131	9290
II	4372	3916	8288	-	-	-	466	411	877	4838	4327	9165
III	3671	3018	6689	-	-	-	372	312	684	4043	3330	7373
IV	3654	3011	6665	-	-	-	354	296	650	4008	3307	7315
V	3816	5047	8863	-	-	-	328	275	603	4144	5322	9071
VI	3592	3168	6760	15	16	31	318	263	581	4025	3447	7472
VII	2911	2154	5065	20	22	42	309	255	564	3240	2431	5671
VIII	1789	1786	3575	-	-	-	295	245	540	2084	2031	4115
Total	28386	27715	54101	35	38	71	2725	2573	5298	31146	28326	59472

Enrolment of the District

ST

Class	Govt. Schools			Govt. Residencial Schools			Private Schools			Total		
	B	G	T	B	G	T	B	G	T	B	G	T
I	1172	1063	2235	-	-	-	314	218	532	1486	1281	2767
II	1069	921	1990	-	-	-	292	172	464	1361	1093	2454
III	954	916	1870	-	-	-	278	168	446	1232	1084	2316
IV	951	876	1827	-	-	-	144	116	260	1095	992	2087
V	960	788	1748	-	-	-	137	107	244	1097	895	1992
VI	495	373	868	35	32	67	127	97	224	657	502	1159
VII	442	351	793	30	28	58	112	86	198	584	465	1049
VIII	446	310	756	-	-	-	-	-	-	446	310	756
Total	6489	5598	12087	65	60	125	1404	964	2368	7958	6622	14580

**TOTAL DISABLED CHILDREN****OUT OF <sup>School</sup> DISABLED CHILDREN**

Block	6-11			11-14			6-11			11-14		
	Boys	Girls	Total	Boys	Girls	Total	Boys	Girls	Total	Boys	Girls	Total
Athagarn	314	312	626	113	116	229	31	38	69	28	37	65
Banki	339	375	714	117	116	233	38	37	75	35	34	69
Baramba	377	368	745	162	138	300	45	46	91	78	56	134
Baranga	313	312	625	114	112	226	34	30	64	31	29	60
Cuttack	340	334	674	140	146	286	52	48	100	56	55	111
Dompara	328	319	647	132	138	250	47	33	80	47	35	82
Kantapada	353	324	677	131	114	245	61	43	104	49	31	80
Mahanga	322	315	637	115	128	243	38	33	71	34	27	61
Narasingpur	314	318	632	107	109	216	31	29	60	26	25	51
Niali	328	323	651	118	114	232	39	43	82	33	36	69
Nischintakoti	323	319	642	117	116	233	33	31	64	34	35	69
Salipur	470	427	897	197	180	377	125	117	242	114	172	286
Tangi-Choudwar	320	316	636	136	118	254	29	28	57	31	36	67
Tigiria	247	238	485	185	122	307	55	53	108	34	41	75
Cuttack CMC	528	521	1049	236	212	448	38	34	62	25	31	56
Choudwar MPI	117	114	231	87	86	173	31	30	61	27	28	55
Athagarh NAC	88	99	187	67	57	124	28	25	53	22	25	47
Banki NAC	74	39	113	36	25	61	22	21	43	24	24	48
<b>Total</b>	<b>5495</b>	<b>5378</b>	<b>10,873</b>	<b>2310</b>	<b>2127</b>	<b>4,437</b>	<b>777</b>	<b>719</b>	<b>1,496</b>	<b>728</b>	<b>747</b>	<b>1,475</b>

### Schools in Block

Name of the Block	No. of Schools (Existing)			No. of EGS School (Existing)		New School (Proposed)		EGS School (Proposed)
	Primary	Upper Primary	High. Schools	Primary	Upper Primary	Primary	Upper Primary	Pry
Athagarh	126	51	34	37	1	04	02	8
Banki	75	31	17	10	1	07	-	12
Bacamba	97	43	34	47	1	04	-	9
Baranga	87	29	15	27	-	02	-	15
CTC Sadar	113	45	33	29	2	03	-	17
Dampada	61	21	18	41	2	04	-	19
Kantapada	79	28	18	32	1	03	-	23
Mahanga	162	88	60	48	1	10	-	11
N.S. Pur	121	49	38	54	1	05	-	15
Niali	141	43	27	38	2	06	04	21
N.Koili	156	54	31	38	1	12	06	10
Salipur	150	53	34	26	1	03	05	12
Tangi Chr.	145	42	30	37	1	03	-	9

Tigiria	53	22	14	16	2	05	01	11
CTC MPL	148	46	54	-	-	08	01	8
Chowawar MPL	21	10	06	4	-	04	05	0
Athagarh NAC	07	04	02	3	-	-	-	2
Banki NAC	09	04	02	3	-	01	-1	3
Total	1751	663	462	485	15	84	25	200

## Schools Trs Position

Blockingwise School Position (Pry & UPR)

Sl. No.	Name of the Block/NAC MPL	No. of Pry School of Govt	No of Trs.	Teacher Position						No. of UPS	No. of Trs.	Trs Position					
				Male			Female					Male			Female		
				Trained	Un Trained	Total	Trained	Un Trained	Total			Trained	Un Trained	Total	Trained	Un Trained	Total
1.	Athagarn	123	315	195	4	199	115	01	116	46	140	82	13	95	42	03	45
2.	Dampada	69	178	90	38	128	45	5	50	32	128	85	07	92	34	02	36
3.	Baramba	87	258	135	32	167	85	6	91	43	175	83	08	91	79	05	84
4.	CTC Sadar	112	291	196	06	132	155	4	159	42	204	102	13	115	81	08	89
5.	Banki	57	146	81	29	110	33	3	36	22	103	75	05	80	18	05	23
6.	Kantapao	77	201	127	5	132	64	5	69	26	89	59	06	65	21	03	24
7.	Baranga	77	212	124	4	128	83	1	84	27	103	81	04	85	13	05	18
8.	Mananga	162	401	225	11	236	161	4	165	68	208	151	12	163	39	06	45
9.	Narasinghpur	118	368	265	10	275	88	5	93	47	103	62	06	68	31	4	35



10.	N. Koili	145	429	268	9	277	146	6	152	54	176	91	11	102	63	11	74
11.	Niali	128	291	164	9	173	111	7	118	37	130	63	12	75	51	04	55
12.	Salipur	150	373	245	5	250	122	1	223	51	221	129	16	145	65	11	76
13.	Tangi Chadwar	139	321	140	32	172	142	7	149	40	96	69	03	72	23	01	24
14.	Tigina	48	111	75	5	80	29	2	31	17	79	49	05	54	23	02	25
15.	CTC MPLC	115	535	236	-	236	413	-	413	41	125	81	32	113	5	7	12
16.	Ch. MPL	20	68	22	02	24	44	-	44	06	35	19	01	20	14	1	15
17.	Athagah NAC	07	33	10	-	10	23	-	23	3	12	4	3	7	3	2	5
18.	Banki NAC	09	29	09	-	9	20	-	20	02	23	10	1	11	12	-	12
	Total	1643	4674	2537	201	2738	1879	57	1936	604	2150	1275	158	1433	637	80	717

## CHAPTER – III & IV

### PLANING PROCESS :

Several efforts have been launched from 1960 1986, 1992 but the objective of U.E.E. has not full filled perhaps proper steps have not been taken to solve the problems.

Hence a new policy has been introduced for the Universalisation of elementary Education viz. Serva Siksha Abhiyan – a time bound programme for quality basic education in the District. It is opportunities to provide education for all children in the age group of 5-14 years by 2010. There is also facility bridge course gender gaps for community managed school

#### Objectives of Serva Siksha Abhiyan

- All children in school as per Ama school programme admitted in as centre, EGS, centre
- Community based and activity based education.
- Education for girl child S.C, S.T. disabled child.
- Education for child labours.
- Specifically for rural Area children
- All children must complete 5 yrs of primary schooling .
- All children must complete 8 years of elementary schooling.
- Specifically focus on drop out children.
- To form V.E.C.,P.T. A and M.T.A
- To train all the teachers and empowered for U.E.E.
- To develop social economical standard of the society with the help of vocational education.
- To eradicate retention by 2010.

#### Planning Process

Planning process is a mirror of SSS. The problems an primacy education are many 2 varied. They aim at target specific enrolments. Child-centred activity, community involvement, academic interventions, comprehensive observation and on the spot remediation. It must be planned from groups – roat level i.e. a village with district as apex unit

as distinguished from a centralised planning. It is depends upon participation of community in planning monitoring of its various aspects is also important until the goal of U.E.E. cannot be realised in its true sprints community related and environment related factors include economic conditions of community.

The project activities in the district have been started with the premises that the community can plan and participate in the process of implementation of the plan for improvement of education in the villages.

Aims :

**V.E.C.**

- The Headmaster of Pry/Upper Pry School
- School committee president
- One member from NGO
- Two male parent (one SC/ST)
- Two women parent (one SC/ST)
- Ward member
- One representative of concerned MLA

**Block-Level Committee**

- BDO – Chairman
- Block Project officer (Ha S/S) – Secretary-Cum-Convenor)
- All sis – member
- All CRCC - member
- CDPO of Concerned Block
- NGOS
- WEO of Concerned Block
- SCEO of Concerned Block

**District Level Committee**

- District Collector - Chairman
- Circle Inspector schools – Secretary-Cum-Convenor
- P.O. DR. D. A. - Member
- D.S. W.O - Member
- All D.I. of Schools - Member
- Principal DIET/H.M. of Secondary Trains Schools
- One Educationist Member
- District cultural office - Member

- District welfare officer - Member
- District sports officer Member

**Development of data base – Macro planning**

Door to Door survey

Family Survey

- Survey of Age group children 5-14 yrs
- Strategy for the schooling of out of school children i.e. never enrolled & dropped out in the age group – 5-14 yrs.
- Survey of handicapped children
- Village level meeting with parents
- Meeting with women groups
- Leader of the villages
- Meeting with youth members
- A proforma will be maintained with informatin of children age 0-14 yrs family wise and village wise.

**Formation of core groups on planning**

**Village level committee (VEC)**

**Aims :**

**Print the page for ACMS**

DPEP has adopted activity based an partecipatory method as a major strategy for improvement of the quality of primary education. It has some aims as below :

1. Maltigrade class teaching
2. Special carefor Disabled child
3. Special care for girl child
4. Special care for SC/ST children
5. Inportance for schooling of drop out children.

- Reason of drop out along with family back ground.
- NANAD, Jagaran, procession for awareness and enrolment
- Survey regarding social status of villages

**Training and Capacity building**

The district level teams were oriented at state level by the state -level Team at DPEP. These core teams further trained district Level core team, further all the Block level team have be trained in 5 days at he district level for orientation programme.

The Block level team have conducted a one day oriented programme to all village level team at Block HQ alongwith distribution of survey sheets and guidelines.

The family survey has been conducted 2 months in all the slum/village areas monitored by Block level team village team (Slum) has developed a list of out of school children manually both drop out, never enrolled and with all the particulars displayed in every school. So all the family survey sheets have been computerised and checked the out put a process of validation, involving the community in all the villages slums.

#### **Developments of village education development plans:**

The entire process of survey report on data base on children in the age group of 0-14 yr who are in the school and out of school have been developed with enrolment of local community. The teachers along with the community have displayed the numbers and names of out of school children in the village/slums.

A number of meeting have been conducted during.....months on wards two months and take up validation of survey data as a fast measure for U.E.E. The village meeting is represented by N.G.Os, School committees, youth groups etc. After validation community discussed village educational status and developed educational plans. All the SSA and BDOs of Blocks and D.I.S of District participated in the meetings/deliberations. All the village level plans have been furnished to Block level team.

#### **Development of Block plans :**

The groups of Block level team have discussed every step of village level education plan and consolidated, developed Block level education Plans. These plans consist of opinions of village meetings, Improvement regarding education for children reflected in these plans.

#### **Development of District Level Education Plans :**

The district planning team has verified and observed the entire process of planning beginning from village level. The team member physically participated in the meeting of Nand, Jagaran Mela and various Block level meetings. The team members also developed their process of planning in the district level meetings and finally developed district education plans with the guidance of SSA state project officer

to achieve. U.E.E. in 14 Blocks 2 NAC 2 Urban Areas/DPEP Blocks/ 4 Janasala Block. It has also worked out an annual work plan and Budget for 9 years (2001-2000) showing the prioritized activities to be carried out for the yr 2001-2002.

#### The Role of N.G.O s

Non Govt. organisation are actively engaged for the development of pre-primary elementary education In the District. Some of the vountary organisation actively working in the fields of Education in the district are :

Name of the Organisation	Address
Sovaniya Siksha sharma	
Utkal Sevak Samaj	At/Po : Basatpur Via. Kotsahi, Cuttack
Navajyoti	At/Po: Garudagan Via-Kotsahi
N.I.I R.D	At/Po-Saffa Via-Kotsahi, Ctc
C.A. P.R. (Centre For Action & construction)	At/Po-Bhapur Via-Namagarh
Netajee Smarak Pathagar	At- Bahaja (chhindikul) Po – Uttaran Via- Kasarda, Cuttack
Basudev Pattagar	At/Po-Nuagaon Via-Niali, Ctc
Rural Development social services	At – Paschlmkachha Po – Madhyakachha Via – Bahugram, CTC
Council of Cultural Growth & cultural Relation	Maltri Sarani Cuttack
Bank Anchlik Harijan Kalyan parisad	At/Po- Bank, Cuttack
Lok Nayak Club	At : Patapur Banki, Cuttack
Yojana	At : Ekamra Villa Jayadev vihar, BBSR

### **Convergence with other Departments :**

- Establishment of welfare Hostel with boarding lodging for students.....
- Providing free uniform, scholarship to the SC and B.C. Students.
- Remedies Classes
- Bridge Course
- Grils Education
- Vocational Education
- Summer course class, for mainstreamng for out of school children,
- Special Education for physical Handicraft students.

### **Department of welfare of Handicapped.**

- Running special schools for visually handicapped, hearing impaired and mentally-retarded.
- Running Hostels with Boarding and lodging facilities for the above students.
- Conducting special programm for vocational rehabilitation.
- Supply of aids to the student various disabilities
- Special drives for the assessment of disability among school age childrenand providing hostel facilities.

### **Urban area Development plan**

Culture

Chawdwa

Banki NAC

Alhaged NAC

(1) Child

(2) Street children

(3) Children of slum

### **Women and child welfare Department**

- Running Anganbadi Contres for the children in the age group of 3-5 years under ICDS programme
- Conduct of long terms Residencial Bridge course for main streaming for girl children.

## CHAPTER – V

### Problem issues & strategies & Activities :

The Cuttack District is one of the developed Districts of Orissa where in progress in all aspects is better than others. Despite schooling facilities in most of the villages there are a number of habitations being villages, slum areas deprived of schooling facilities. In addition to it a number of .....children in the age group of 6-14 are out of schooling facilities due to lack of monitoring & other reasons.

The important aspect of U.E.E. to be reflected in SSA are given below.

1. Access
2. Enrollment & Retention
3. Quality Issues
4. Coverage of special focus group out of school children.
5. Monitoring & supervision
6. Improving school Infrastructure facilities.

5.1 Access-One of the main objections of SSA is that all children between age group of 6-14 must be in schools/E.G. centres, Alternative schools or back to school campus by 2003.

In order to achieve this aspect new primary schools & E.G.S. Centres are to be started in the habitation having no schooling facilities within 1 Km radius. A micro planning exercise was conducted revealed the requirement of new primary Schools, E.G.S centres and AIE centres. The micro plan reveals the requirement 84 primary 500 E.G.S centres 200 AIE Centres in the school less habitations & slum areas.

Providing 10 autorikshaws for Cuttack municipality & Chaudwar Municipality for the children of slum area which schooling facilities can not be started due to want of space.

Opening of New Anganwadi centres in different Blocks as per request and strengthening anganwadi centres by extending the hours & shifting of centres to the ready places. Anganwadi centres are to be opened close to primary school in order to free the school children



absent from school for taking care of their little brothers & sisters at home.

5.1.1 New Pre Schools :

As per the microplanning review taken from 14 Blocks & 4 Urban areas.....no of Pre-schools has been proposed in .....habitation & where the population is more than 250 along with provision of 2 trs per school as per SSA norms.

No of new primary schools proposed on school less habitant.	No. of Trs required @ 2 per school.
84	168

It is also proposed to provide .....no of building having 2 classroom each for the new Pry Schools.

5.1.2 Opening of new upper Primary School & up-gradation/production of Pry School.

A number of 25 upper primary schools has suggested to be upgrade for the areas in different Blocks where there is no upper primary school in 5 kms radius & where in the ratio of 2:1 (Two Primary Schools : One upper Primary School) is having high strength.

No. of Primary school to be upgrade	No of trs. Required @ 2 per school
60	120

Distribution of Block wise & Municipality /NAC wise of new Pry Schools / U.P. Schools/E.G.Sc./A.I.E/ (Exhibited in Annexure.....)

Name of the Blocks NAC	No of Pry Schools proposed to be opened	No of Pry Schools upgraded	No of E.G.S.	No. of A I.E.	No of Bridge cum
Athagari	04	02	38	08	04
Banki	07	-	11	12	01
Baramba	04	-	48	09	02
Baranga	02	-	27	15	02
CTC Sadar	03	-	31	17	04
Damapada	04	-	43	11	02

Kantapada	03	-	33	19	02
Mahanga	10	-	49	23	04
Narasinghpur	05	-	54	15	03
Niali	06	04	40	21	04
N Koili	12	06	34	10	03
Salipur	03	05	26	12	04
Tangi- Choudwar	03	05	38	09	03
Tigiria	05	01	18	11	03
Cuttack MPL	08	05		-	5
Choudwar MPL	04	01	04	03	01
Athagarh NAC	-	-	-3	-2	1
Banki NAC	01	01	03	03	01
TOTAL	84	25	500	200	49

## 5.2 Enrolment Relevision

Continuous efforts of mass enrollment are being delegated due to alarming dropout rates. Further greater disparities exist between gender & social groups. Most of the children especially girls have discontinued their studies after completion of class V due to non availability of upper primary schools nearby. Most of the children fail to continue their primary schooling due to their engagement at home. In order to achieve 100 percent enrollment, the following measures have been taken up.

Door to Door survey on regular basis atleast yearly and monthly home contact programme along with the list of non-school going children.

Awareness & mobilization activities at basti level on regular basis.

Formation of V.E.C in each school & E.G.S. centre with entrusting responsibilities of retention & regular attendance. Sharing them in different school activities. Holding of habitation level meeting & creating awareness among them.

Non residential bridge courses for all children especially for girls of 8 & above to check up dropout & elite roles.

Residential camps for II & above children to cover 200 children in each year in each Block.

Providing awards & prizes for the trs who can achieve centpercent enrollment & retention of students. Atleast ten awards in each Block among to Rs. 500/- each will be provided in order to inspire to trs in this connection.

Improving the community participation in strengthening of schools.

**Interventions for enrolment & Retention :**

Provision of additional Trs. To the existing primary School. In most of the Blocks the P.T,R is above 1.40 & some schools are being run by a single teacher. As to SSA norms 1311 no of additional trs are to be engaged as per the statement given below.

Name of the Block	Present P.T,R,	Trs. Required as Per norm
Athagarh	1:34	90
Banki	1:76	66
Baramba	1:59	106
Baranga	1:46	55
Ctc. Sadar	1:48	123
Dampada	1:70	55
Kantapada	1:43	63
Mahanga	1:40	127
Narasinghpur	1:37	58
Niali	1:57	121
N.Kolli	1:34	54
Salipur	1:49	90
I angi-Choudwar	1:53	122
Tigirla	1:78	102
CTC. MPL	1.55	64
Choudwar Mpl	1:51	11
Athagrh NAC	1:40	80
Banki NAC	1:67	12

### 5.2.2 Block wise requirement of Additional class rooms

During the micro planning exercised it was observed that most of the schools need additional class rooms as per the norms. (i.e. one classroom per 40 students or one classroom per one teacher.

As per the above norms 3419 nos of additional class room are proposed for the existing schools of primary & upper primary school.

Sl. No.	Name of the Block	No. of classrooms required for Pry school	No of classroom required for exting upper Pry schools.
1	Athagrh	158	25
2	Banki	140	31
3	Baramba	165	46
4	Baranga	198	30
5	CTC Sadar	194	49
6	Dampada	150	36
7	Kantapada	128	29
8	Mahanga	185	64
9	Narasinghpur	158	30
10	Niali	150	30
11	N. Koili	170	30
12	Sallpur	171	59
13	Tanig-Choudwar	148	35
14	Tigiria	84	41
15	Cuttack MPL	121	34
16	Choudwar MPL	82	15
17	Athagarh NAC	54	12
18	Banki NAC	43	09
	Total	2599	605

This includes a room for the Headmaster.

5.2.3 Free text books : In order to encourage the schools for regular schooling & provision of free Text. Books to SC/ST & Girls students upto class VIII. The requirement of books is given in the statement at given herewith.

Sl.No.	No. of the Block	No of SC/ST & other Girl schools	No. of free text books sets to be supply
1	18	195773	195773

5.2.4. During planning process It was observed that 737 no of school need major repair & 1508 nos of schools needs minor repair.

5.2.5. The SSA is an effort to universalize Elementary Education through community participation., Efforts will be taken to bridge social & gender gap through action participation of the local community. Special initiatives will be taken up to see that all children in school/Egs/ AIE/Back to school campus, bridge course for child labour non residential bridge course centre & other strategies 2010.

Therefore the major focus will be on the art of school children who are never enrolled dropped out irregular students etc. The planning process reveal that there are 77735 nos of children out of school in 14 Blocks & 4 urban areas.

(a) Campaign & Community mobilization against child labour & educational issues on all Block.

**Objective ;**

To envelope community i.e parents, local youth, school comminute panchyat, local youth activists, village leaders. (ii) To strengthen existing Govt. Schools providing different incentives.

(iii) To sensitize then on child labour on educational issue.

(iv) To increase their commitment towards the children and the school.

**Major Inputs :**

1. Exposure visits for members of youth groups & SEC.
2. Training of members of school committees youth groups & self help groups.
3. Convening meeting discussion on issues of child labour dropout of students, Trs. Position, regular attendance of stability Beautification of school atmosphere.
4. Utilization of funds for the school through V E C & local committes during the planning process, out of school children

identified with their nature of work they are involved in. Further negotiation have been made with parents & as well as community on the schooling of children. Based on data base it is proposed to take up campaigns in the villages to relieve the children labour by involving following groups on the village

1. Youth activists
2. School committee members
3. Meeting of village & G.P level representatives.
4. ICDS volunteers
5. Involving NGOs.
6. School Headmasters & Trs.

In addition to it several methods of mobilization are to be adopted to creating visibility: For the agenda of protection of child rights. Some of them are as follows.

1. Holding or public meetings rallies, marches utilising every public function to high light the child rights issue.
2. conference with members of V.E.C. volunteer groups,, youth groups & NGOs.
3. Induction of teachers through training provision of support structures in the village

The local groups will take up the programme too generate an atmosphere on the villages to discourage child labour. The community will be convened for sending all children to full time formal day school & at the same time treat any child out of school as a child labour. Necessary assistance will be given to school committee.

Companion on the villages	Orientation to school committee mebers
2378	$2378 \times 7 = 16646$

- (6) Conduct of Non-Residential Bridge courses for main stream of out of school children

It is proposed to conduct non-residential bridge course on villages & slum areas where in there are 20 or more out of school children for providing basic education for period 3-6 months local volunteer identified by school committee for the

purpose of mobilization. Necessary & other material support will be provided to the volunteer on addition to provision of TLM text books for children.

**No of non-residence bridge courses**

**Block wise list of Non-residential Bridge**

Sl. No.	Name of the Blocks	No of non residential Bridge
1	Athagahr	02
2	Banki	Nil
3	Baramba	01
4	Baranga	01
5.	Cuttack Sadar	02
6.	Dampada	01
7.	Kantapada	01
8.	Mahanga	02
9.	Narsinghpur	01
10.	Niali	02
11	N. Kolli	02
12.	Sallipur	02
13.	Tanki Choudwar	01
14.	Tigria	01
15.	Cuttack Municipality	03
16.	Choudwar MPL	01
17.	Athagarh NAC	01
18.	Banki NAC	01
	Total	25

**Conduction of Residential Bridge course :**

Children on these camps are prepared to be students & helped to gain confidence to go to classes according to their age. These camps not only cement the children but the parents, teachers community at large on to accepting the norms that children ought to be in schools. The camps also serve the purpose of mobilization, terms & resume needs of the programme.

**Objects of the camp**

1. To withdraw all children in the age group of 9-14 yrs. (Target group. Children in wage employment such as bonded labourers dally wage earns, agricultures laburses such as goat herds & cow herds, girl childrend from agricultural labourers.
2. To main stream the children by providing access to formal education.

**Major inputs**

1. Motivates centres.
2. Residence education camps for girls of boys at some specific points.
3. Mobilization & campays Support to sector committee.

**Major outputs**

1. At least.....Children in the age g of 9-14 yrs are to be withdraw from work to be admitted in school.
2. Camps & utilised as mobilization & resume centres.
- 3 Train trs. Education activists to carryout the programme.

**No of Residential bridge course****Block wise list of Residential Bridge**

Sl. No	Name of the Block	No. of Residential Bridge
1	Attagarh	02
2	Banki	01
3	Baramba	01
4	Baranga	01
5	Cuttack Sadar	02
6	Dampada	01
7	Kantapada	01
8	Mahanga	02
9	Narsinghpur	02
10	Niali	02
11	N. Kolli	01
12	Salipur	02
13	Tangi Choudwar	02
14	Tiglria	02



15	Cuttack MPL	02
16	Choudwar MPL	Nil
17	Athagarh NAC	Nil
18	Banki NAC	Nil
	Total	24

B. Non Residential Bridge course for U.P. level children unit cost Rs. 1200/- per child.

Camp strength – 30 children

Amount -- rs. 1200 x30 = 36,000/-

**Expenditure**

1. However to E.v.C 1000/- 1000 x 12 x2 = 24000/-
2. Tray to E.v. 30 days c 70 per 30 x70 x2 = 4200/-
3. TLM Rs 150 Per Lean for 2member 150 x 30 = 4500/-
4. Equipment for Centre 3500/-
5. Contingencies to centre 2000/-

**Total**

Back to school programme during summer

Unit Cost – Rs. 500/- per child

Camp Strength – 60

**Expenditure**

1. Honorarium to E.V = 3 3 x 1000 x 3 = 9000/-  
@ Rs. 1000/- for 3 months
2. Training – 10 days 10x 70x3 = 2100
3. TLM c 150 per Learnor = 150 x 60 = 900
4. Materials equipments 8000
5. Contingencies 4000
6. Hanorarium to camp incharge – 4500/-

Residential & non Residential. Bridge courses unit costs E.G & AIE unit cost break up for various intervention.

**PLANNING FOR MAJOR INTERVENTION WITH PHASING**

**Objectwise intervention**

The planning team at various levels such as village cluster, Block, & district have made on interaction with teachers, parents and community members salary with participation with villagers and also

observed the functional aspects of schools and professional practice of teachers participation with communities etc identified the needs for the improvement elementary education to achieve the national goal of VEE.

The major intervention in view of the status of the educational scenereo are Access, enrolment, Retention and quality with special reference to equality (area specific) strategles have been formulated to achieve the objectives of Sarba Siksha Avijan

1. Following are the major strategies for the improvement of key project indicators.

1:1 Access :

Progress of access by way of establishing new schools such as

- a. Alternate schools EGS centre, AIEs in all the school villages or areas where children do not have pry schooling facility within a radious of 1km.
- b. Bridge course will be formulate to reach the access of Pry supper Pry schools.
- c. Some of the existing Pry schools are to be proposed to upgraded to up schools.
- d. Village campaign will be formulated to encourage the girl children. Who dropped act after completion of class in their native village where parents are reluctant to send them to the other villages for upper Pry education.

2. Enrolment & Retention

2:1 Conduct of campaigns involving NGO's school committees, ICDS and other self help group sensatising the community child labour and conveniencing the parents employees for relieving the child labour from works and joining them in schools.

2:2 Conduct of long term, residential bridge camp for main streaming of out of school children.

2:3 Conduct of non residential bridge course fulus schools and remedial classes at village level for main streaming of drop outs and never enrolled children with community participation and ownership.

2: 4 Improving of pupil teacher ratio by engaging some edn. Volunteers.

Assistance to the school committee for mobilisation and as well as monitoring the children for continuous schooling and mainstreaming of children in various age group simultaneous by through EGS, AIE & AS.

2: 5 Opening of ECE centres for the children in the of Age group of 3-5 years and to do with the problem of over crowdry in class – I.

With under aged children and as well as receiving the girl children for sibling care aims help for their continuous education.

2:6 Special drive for discouraging repetition in the classes and encouragement for regular transaction of pupil from class to higher ?

2: 7 Developing regular close monitoring and supervision.

2: 8 Assessment of disability by conduct of camps at Block level.

2:9 Supply of aids and appliance to disabled children through convergence.

2:10 Specific intervention for the enrolment of children with special education needs i.e. domestic child labourers, disable children and street children

2: 11 Conduct of awareness comapings and orientation school committee members, field visits to success ful practices and other capacity building for the development of village education plan monitoring and implementation etc.

3. Quality initiatives :

3:1 Orientation to teachers for the improved classroom practices.

3:2 Provision of grants viz school grants, teacher Grants and Grants to Teacher Centres/School complexes in the Blocks.

3:3 Provides T.L.M to the Pry and as well as upper Pry schools.

3:4 Strengthening monitoring and supervision to Pry and upper Pry schools.

3:5 Constitution of Block and district Resource Groups for providing on job support to the teachers and for their implementation of quality issues.

3:6 Establishment of Block Resource centres like (BRCs) along with formation of Block Resource Team with 3 Block Resource persons (BRP) who assist Block Education Offices for monitoring and supervision of project initiatives.

3:7 Establishment of Teacher centres (CRCS) c one for every 10 to 1 schools for professional exchange among teachers.

3.8 Strengthening of BRCs by way of providing Infrastructures facilities viz Building, Furnitures Equipment and contingencies on a recurring basis.

3:9 Strengthening of Teachers Centres by providing a TLM grant of Rs. 2000/ per annum and convening monitoring meeting with teachers for professional exchange.

3: 9 Strenthenting of DIETs, which monitor the academic activities of the school and take up various capacity building programmes to the teachers

3.11 Conduct of pupil Achievement survey

3.12 Conduct of Academic convention with interested teachers to buildap teacher momentary for quality concerns & building teacher network.

3 13 Conduct of exposer visits.

3.14 Library facilities of DIET, BRC & Schools

3 15 Video library facilities at BRC.

3.16 Action Research programme by the practitioner.

3.17 Language and Science improvement programmes.

Improvement of Infra structure facilities.

Construction of building to new schools.

Construciton of Additional classrooms to the existing schools.

Maintainance & Repair of School building.

Provision of toilets to the primary, Upper Pry Schools.

Electricity and drinking water provision for all Pry & Upper Pry school

Construction of buildings to all the Block Resource Centres proposed to be established.

## CHAPTER – V

Planning for major intervention with phasing.

Research, Evaluation supervision and monitoring

1:1 Research :

Adequate studies will be sponsored on various interventions to guide the future activities of the SSAfor U.EE. Research under the project will be viewed as a guiding for taking up various new initiatives for realizing the objectives of VEE. Small scale Pitot projects for the

implementation of programmes on emerging issues will be taken up as follows.

Mainstreaming of out of school children, Improvement of pupil abilities in the language, Arithmetic, creating interesting classrooms, Disabled children's education, Networking of teachers, education of Focused groups i.e. SC/ST Girls ECE minorities etc.

Further teacher will be encouraged to take up action researches to solve problems faced in their day-to-day professional practices Necessary training programme will be conducted to the field staff i.e. B.R.C.S, B.R.P.S, CRC, DIET, DRG and BRG group

### **Input**

Sponsored Research studies /Pilot Programme to the staff of FDIET, SCERT, NGOS and other agencies of research education.

Conduct of school mapping and micro planning exercises.

Provision of Travel grant and honourarium for the personal involved in the researchs and innovations.

2:1 Evaluation aspects :

The impact of the project in the field in terms of progress in achievement of the objectives laid down under SSA in Terms of indicators of implementation and progress and evaluating these at regular intervals. Evaluation of following aspects will be taken up during the project

Functional aspects of various incentives and their impact.

Progress in terms of achievement of objectives of SSA.

Participatory evaluation through community participation.

Conduct of pupil achievement survey i.e. baseline and mid terms survey.

### **Input**

Building capacity of the field staff i.e, DIET,BRC, BRG, CRC for conducting evaluation activities.

Conduct of pupil achievement survey

Orientation to community management structures for participatory evaluation

3:1 Supervision of monitoring .

It is proposed to strengthen the DIET, & formation of Block Resource centres, Cluster Research Centre, DIET and Other educational Research centre for Providing effecting professional support to the schools.

The entire focus of monitoring & supervision is the child. Therefore working the status of the child in terms of achievement of competencies/ abilities will be the starting point and the entire process will be back mapped to the availability an efficiency of teachers and their professional practice and other conditions of schools andout side schools respectively.

The DIET staff will take up accademic monitoring of schools and provide on job support training to the teachers of Pry & U P. Schools.

### **3:2 The Resource Group**

The District Resource group will also visit the schools and track the progress of various schools categorised as a b & c an provide guidance.

The BRCC in Block level will assist the CRCC for monitoring and supervising of class room activities and provide on job support to the teachers.

Adequate initiatives will be taken up for the capacity building of the community level structures i.e. school committee, VEC Block, level committee to was and monitor the school for its effectiveness and developing enabling atmosphere for the interfacing of school committee.

### **3:3 Cluster level Resource person**

The cluster level resource persons will be provide regular monitoring & supervision inside their cluster.

The proposed structure for professional support to cluster level are village level for regular monitoring and supervision and observance of class room activities and provide on job support to the teachers.

**School less habitations n each block (II)**

Date :

Name of the Block	No. of School less Habitation (No PS within 1km.Dist.)	Proposed Facilities under		Habitation to the benefited under SSA		Unserved scattered habitation left it if any
		SSA Formal P.S. School	EGS (Pry) School	Formal P.S.	EGS (PS)	
Kantapada	69	03	30 EGS	03	30	36
Athagarh	60	04	50	4	49	7
Banki	45	02	44	02	39	04
Badamba	75	04	64	04	64	07
Baranga	80	02	61	02	65	13
CTC Sadar	42	03	42	03	32	07
Dampada	49	01	43	01	43	05
Mahanga	66	10	71	10	49	07
N.Koili	38	12	47	12	23	03
Niali	63	06	82	06	40	17
N.S. Pur	130	10	75	10	75	45
Salipur	50	03	26	03	26	21

T. C. Dwer	66	03	38	03	38	25
Tigiria	21	05	14	05	14	02
CTC MPL	29	08	-	06	16	5
Chawdar MPL	06	04	04	04	02	-
Athagarh NAC	05	-	04	00	05	-
Banki NAC	09	01	05	01	06	02
Total	903	81	700	81	616	206



**School less habitations in each block (I)**

Date :

Name of the Block	No. of Revenue village	No. of Habitation	No. Of primary Schools	No. of Habitation Served by Primary Schools	No. of EGS (Pry) Opened	No. of eligible EGS (pry) porposed	Addi Habitation s served by EGS (Pry) total	Unserved Primary Habitation not qualifying under PS or EGS)
Athagarn	184	216	126	126	38	08	11	36
Banki	100	135	75	97	11	12	16	07
Badamba	134	140	97	86	48	09	19	04
Baranga	75	202	87	111	27	15	25	07
CTC Sadar	87	95	113	65	31	17	22	13
Banki Dampare	43	67	61	73	43	11	12	07
Kantapada	86	151	79	158	33	19	29	05
Mananga	191	253	162	119	49	23	16	07
Narasinghpur	232	281	121	138	54	15	25	03
Niali	126	246	141	145	40	21	17	17
N. Koili	172	257	156	143	34	10	22	45
Salipur	136	145	150	53	26	12	15	21

Tangi Chawdar	152	193	145	143	38	09	12	25
Tigiria	47	58	53	49	18	11	14	02
CTC MPLC	Nil	51	148	31	-	-	13	05
Chowdar CMC	-	36	21	16	04	03	07	-
Athagarh NAC	-	20	07	18	03	02	02	-
Banki NAC	-	24	09	12	3	03	04	02
Total	1765	2570	1751	1583	500	200	281	206

**Requirement TLM Grant in Government Managed Schools**

Year	Name of the Block	Existing Teachers			Additional Teachers		
		Pry	Upry	H.S. 1/3 <sup>rd</sup> of Trs)	Pry	Upry	H.S
	Athagarh	315	140	44	65	25	-
	Banki	178	128	49	-	-	-
	Badamba	258	175	61	80	-	-
	Baranga	185	103	54	103	47	12
	Cuttack Sadar	315	204	68	61	12	28
	Damapada-Banki	146	103	12	-	-	-
	Kantapada	201	89	27	31	33	12
	Mahanga	401	208	109	110	27	03
	Narasinghpur	368	103	75	103	43	08
	Niali	291	130	75	138	52	-
	Nischint Koili	429	176	102	39	-	-
	Salipur	373	221	87	38	48	25
	Tangi-Choudwar	321	96	138	60	10	08
	Tigiria	111	79	19	102	28	-
	Cuttack MPL	649	125	14	30	28	15
	Choudwar MPL	68	35	19	18	05	-
	Athagarh NAC	33	12	20	-	-3	-
	Banki NAC	29	23	06	05	07	07

**Block wise Total Additional Classrooms**

Name of the Block	Total Additional Classrooms		
	Primary	Upper primary	High School
Athagarn	158	25	13
Banki	140	31	8
Badamba	165	46	05
Baranga	198	30	15
Ctc. Sadar	194	49	20
Damapada	150	36	03
Kantapada	128	29	07
Mahanga	185	64	20
Narsinghpur	158	30	15
Niali	150	30	15
N. Koili	170	30	10
Salipur	171	59	25
T. Choudwar	148	35	10
Tigiria	184	41	20
CTC. Mpl.	121	34	21
Choudwar Mpl.	82	15	02
Athagarn N.A.C.	54	12	06
Banki N.A.C.	43	09	-
Total	2599	605	215

### Training of Community Leaders

Name of the Blocks	No. of habltations	No. of Persons @ 8 per village/habitation
Athagarh	190	1520
Banki	135	1080
Bodamba	208	1664
Baranga	196	1568
CTC Sadar	129	1032
Dampada	67	536
Kantapada	140	1284
Mananga	192	1536
N.S. Pur	106	846
Niali	125	1000
N. Koili	199	1592
Salipur	225	1800
Tangi Choudwar	0159	1772
Tigiria	80	640
CTC MPL	156	1248
Choudwar MPL	36	288
Athagam NAC	9	72
Banki NAC	23	184
Total	2375	19000

**CHAPTER – VI**  
**QUALITY ISSUES IN E.E.**

Quality Issues In E.E.

Improvement of quality in primary & upper Pry Education both in terms of classroom processes and pupil achievement is an imput objective of the programme to the achleved. These issues have been discussed In several trs forums, village-meetings with community members.

Following is the status and as well as for the improvement of quality In primacy and upper Pry Education is discussed here under.

Primary Education

Gender -wise – Teacher & TPR

**Primary**

Category Year	Male	Female	Total	TPR
199-2000	2602	1898	4500	1:50
2000-2001	2616	1909	4525	1:49
2001-2002	2638	1922	4560	1:49

**Upper Primary**

Category Year	Male	Female	Total	TPR
199-2000	1157	518	1675	1:40
2000-2001	1164	524	1688	1:38
2001-2002	1182	532	1714	1:41

DIET, District Resource centre, Block Resource Centre & Teacher centre

Available ability of training materials.

The training modules will be developed by the trainees institution based on the topic.

Sl. No.	Focus Group	Type of TLM	Responsible Persons	Time	Target
1	Child Labour	Slates, Chalk, Text Books, Pencil, Note Books, MDM	President, V.E.C. Ward member, ward council, VT	6pm- 9pm	60%
2	Street Children	- do-	- do-	7am-9am	55%
3	Adolascence gil	-do-	-do-	7pm-9pm	43%

#### **Infrastructure Facilities ;**

Indicating progress & facilitating easy with joyful learning in Primary education the following points one required :-

1. Class-rooms hr additional enrolment
2. New Buildings to schools without building.

#### **Training to Civil Engineers**

Awareness about SSA norms, transparency in implementation of words, qualitative work with peoples participation is essential for achievement of the get goals. Therefore, It is proposed to provided orientation to the engineering staff on various aspects of quality. After analyzing the opinions of the trs the District project office will prepare a comprensive list of training programme that one to be conducted

#### **Existing capacity at District & Sale-District Levels :**

Apart from PSTE branch of the DIET there one other branches like District resource unit, curriculum material development and Evaluation (CMDE)d Education Technology (ET) work experience (WE) Planning and management (P &M), In -service and field Interaction, Innovation of Co-ordiantion (IFIC) and about 20 lectures are working in these departments.

Like wise District Resource group (DRG) was formed to give necessary training to trs. In the sub-district level, 8 MRGS 3 MRPS and SCRPS will give necessary training support to teachers.

The Faculty of the DIET, DRG, MRPS and SC RPS will give training to trs in cascade mode.

**Target group :**

The target group will be primary and G. pper Pry school teaches. Headmaster Pry of Pry schools. Low Female Literary Headmaster (LFLHMS) of G.P. Schools, volunteers, ECCE instructors etc.s

**Duration, Frequency and venue :**

Duration of the training programme depends on the nature of the training. Frequency of the training depends on the number of trainees. The venue will be nearer to the trainees such as the

**Inputs**

- Work shop for the development of strategies on asses not procedures at Elementary stage.
- Development of suitable module and other related literature.
- Orientation to teachers and other field staff.
- Work shops for the Development of test items.
- Discussion of pupil assesment procedures in teaches centre meetings & MRC meetings.
- Assessment of pupil performance for all the classes (Cla-1 to VII) on an external basis are time for tear.s

**Plan to improve the quality of tra training Identification of immediate and long term needs of the trs.**

The in-service and hield interaction innovation and co-ordination (IFIC) department of the DIET In association with District project office will convey a work shop with participating trs, the members of the faculty of the DIET and IASE and to Block Education officer to prepare a list of need-based training programmes keeping in view the immediate and the long term needs of the trs/volunteers.

Later, based on the list prepared in the work shop, an opinionire for need based training programmes will be circulated among the large proportion of trs using the satisfied random sampling method pupil assesment procedures (Pry & -Upper Pry.



**No. of Schools with students roll strength (Block wise)**

S.N o.	Name of the Block	No. of Schools	School having1 to 40 student	School having4 1 - 80 student	School having 81 to 120 student	School having 121 - 160 student	School having 161 - 200 student	School having 201 - 240 student	School having 241-280 student	School having 281-320 Teachers	School having 321- above Teachers
1.	Tangi- Choudwar	138	19	41	32	23	07	05	04	03	04
2.	Mahanga	162	21	38	46	29	19	05	02	01	01
3.	Choudwar Municipality	20	-	04	04	03	04	NIL	02	01	02
4.	N. Koili	145	13	42	38	23	13	11	04	01	-
5.	Athagarh	123	25	26	36	16	7	03	04	04	02
6.	Baramba	87	10	12	17	14	14	08	04	05	03
7.	Baranga	77	09	24	18	08	06	04	04	03	01
8.	Sadar CTC	112	19	22	32	13	06	05	04	03	08
9.	Kantapada	77	08	18	22	11	11	03	03	01	-
10.	Narasinghpur	118	21	26	20	19	15	06	05	04	02
11.	Niali	128	15	45	22	28	06	05	03	03	01

12.	Salipur	151	12	63	33	15	16	06	03	01	01
13.	Tigiria	481	04	11	14	03	03	06	03	02	03
14.	Cuttack MPL	115	10	18	09	14	15	18	06	09	06
15.	Athagarh NAC	07	01	01	-	02	01	01	-	-	01
16.	Banki NAC	09	02	01	01	01	02	-	-	-	02
17.	Banki	69	11	13	15	13	08	03	02	02	02
18.	Damapada	57	07	11	14	09	06	05	03	01	01
	TOTAL	1643	208	416	373	244	158	94	56	44	06

The table depicts that as per room Trs in PB Schools is required 5871 Print 4674 Trs are in present position. So the net requirement of Trs including Trs to be engaged for R.P.S. is 1601 for the current year 2002-2003. In addition if number of 44252 children of age group 6-11 are out of schools belong to dropout & non-enrolled children. Day the year 2002-2003 & 2003-2004 80% of children will be enrolled in schools.

**Requirement of Teachers as per Norm i.e. as to P.T.R. 1.40 & two Trs is each PB School for existing Pry Schools (Govt.)**

Name of Block	No. of Trs Required for schools having roll strength below 40	No. of Trs. Required for schools vaving 41 to 80 students	No. of Trs. Required having 81 to 120 students	No. of Trs. Required for schools having 121 to 190 students	No. of Trs. Required for schools having 191 to 200 students	No. of Trs. Required for schools having 201 to 240 students	No. of Trs. Required for schools having 241 to 280 students	No. of Trs. Required for schools having 281 to 320 students	No. of Trs. Required for schools having 321 to 360 students	No. of Trs. Required for schools having 361 to 400 students	No. of Trs. Required for 401 to 440 students	No. of Trs. Required for 441 to 600 students	Total
Athagam	25X2=50	26X2=52	36X3=108	16X4=64	7X5=35	3X6=18	4X7=28	4X8=32	2X9=18	-	-	-	425
Banki	11X2=22	13X2=26	15X3=45	13X4=52	8X5=40	3X6=18	2X7=14	2X8=16	-	-	-	-	233
Badamba	10X2=20	12X2=24	17X3=51	14X4=56	14X5=70	8X6=48	4X7=28	5X8=40	3X9=27	-	-	-	364
Baranga	9X2=18	24X2=48	18X3=54	8X4=32	6X5=30	4X8=24	4X7=28	3X8=24	1X9=9	-	-	-	267
Cuttack Sadar	19X2=38	22X2=44	32X3=96	13X4=52	6X5=30	5X6=30	4X7=28	3X8=24	8X9=72	-	-	-	414
Banki Damapada	7X2=14	11X2=22	14X3=42	9X4=36	6X5=30	5X6=30	3X7=21	1X8=8	1X9=9	-	-	-	212
Kantapada	8X2=16	18X2=36	22X3=66	11X4=44	11X5=55	3X6=18	3X7=21	1X8=8	-	-	-	-	264
Mahanga	21X2=42	38X2=76	46X3=138	29X4=116	19X5=95	5X6=30	2X7=14	1X8=8	1X9=9	-	-	-	528

Narsinghpur	21X2=42	26X2=52	20X3=60	19X4=76	15X5=75	6X6=36	5X7=35	4X9=32	2X9=18	-	-	-	426
Nitai	15X2=30	45X2=90	22X3=66	28X4=112	6X5=30	5X6=30	3X7=21	3X8=24	1X9=9	-	-	-	412
N. Koili	13X2=26	42X2=82	38X3=114	23X4=92	13X5=65	11X6=66	4X7=28	1X8=8	-	-	-	-	483
Salipur	12X2=24	63X2=126	33X3=99	15X4=60	16X5=80	6X6=36	3X7=21	1X8=8	1X9=9	-	-	-	463
Tang. Choudwar	19X2=38	41X2=82	32X3=96	23X4=92	7X5=35	5X6=30	4X7=28	3X8=24	2X9=18	-	-	-	443
Tangi	4x2=8	11x2=22	14x3=42	3x4=12	3X5=15	6X6=36	3X7=21	2X8=16	1X9=9	1X10=10	2X11=22	-	213
Ctc. Mpl	10X2=20	18X2=36	9X3=27	14X4=56	15X5=75	18X6=108	6X7=42	9X8=72	6X9=54	1X10=10	9X11=99	-	599
Ch. Mpl.	4X2=8	4X2=8	3X3=9	4X4=16	-	2X6=12	-	2X8=16	-	1X10=10	-	-	79
Athagarh N.A.C.	1X2=2	1X2=2	-	2X4=8	1X5=5	-	-	1X8=8	-	-	-	-	25
Banki NAC	2X2=4	1X2=2	1X3=3	1X4=4	2X5=10	-	-	-	2X9=18	-	-	-	41

**Net requirement of Additional Trs. Block wise**

Name of the Block	Trs. Reuired of per norm i.e 1.40 & 2 trs in each school	Trs in position existing including S.S.	Net required	Additional Trs for RPS	Total requirement
Athagarn	405	315	90	20	110
Banki	212	146	66	10	76
Badamba	364	258	106	20	126
Baranga	267	212	55	20	75
Cuttack Sadar	414	291	123	20	143
Dampada	233	178	55	20	75
Kantapada	264	201	63	20	83
Mahanga	528	401	127	20	147
Narasinghpur	426	368	58	20	78
Niali	412	291	121	20	141
Nischintakoili	483	429	54	20	74
Salipur	463	373	90	20	110
Tangi Choudwar	443	321	122	20	142
Tigiria	213	111	102	10	112
Choudwar Mpl.	79	68	11	10	21
Athagarn Mpl.	25	33	8	-	8
Banki NAC	41	29	12	-	12
Cuttack Mpl.	599	535	64	20	84
<b>Total</b>	<b>5871</b>	<b>4560</b>	<b>1311</b>		<b>1601</b>

As per norm 1501 nos. of additional Teachers are required for Primary schools on during

### Requirement of Additional Teachers

Name of the Block	Additional Trs. For RPs.	Additional Teachers for Primary Schools	Upper primary Schools	High School for Class - 8	Additional Teachers for New Primary Schools	New Upper Primary Schools
Athagarh	20	90	12	06	08	04
Banki	10	66	34	12	04	-
Badamba	20	106	-	10	08	06
Baranga	20	55	15	13	04	-
Cuttack Sadar	20	123	12	13	06	-
Damapada	20	55	22	18	08	-
Kantapada	20	63	12	10	06	-
Mahanga	20	127	21	15	20	20
Narsinghpur	20	58	06	-	20	16
Niali	20	121	27	08	12	08
N. Koili	20	54	23	12	24	12
Salipur	20	90	18	05	06	-
Tangi Choudwar	20	122	10	06	06	10
Tigiria	10	102	28	10	10	02
Cuttack MPC		84	47	22	06	10
Choudwar Mpl		11	-	04	08	02
Athagarh NAC	-	08	02	-	-	-
Banki NAC	-	12	07	07	02	02
Total	260	1311	294	171	158	92

### No. of Schools and Teachers in each block

Name of the Block	SME Dept.						TRW Dept.						Other Govt. Dept.						Private Schools						Total
	School			Teachers			Schools			Trs			Schools			Teachers			Schools			Teachers			
	Pry	Upry	HS	Pry	Upry	HS	Pry	Upry	HS	Pry	Upry	HS	Pry	Upry	HS	Pry	Upry	HS	Pry	Upry	HS	Pry	Upry	HS	
Kantapara	77	26	16	201	89	-	-	-	-	-	-	-	-	-	-	-	-	-	2	2	2	-	6	6	
Athagarh	123	46	18	315	140	144	2	1	1	6	8	-	-	-	-	-	-	-	3	4	15	15	8	120	
Damapada	69	32	17	178	128	147	40	-	-	17	-	-	-	-	-	-	-	-	-	-	-	-	-	-	
Baramba	87	43	30	258	175	185	3	-	-	11	-	-	3	-	-	11	-	-	4	-	4	17	-	-	
Cuttack sadar	112	42	28	291	204	202	-	-	-	-	-	-	1	-	-	-	-	-	-	02	5	-	6	40	
Banki	57	22	04	146	103	35	6	-	-	10	-	-	-	-	-	-	-	-	-	-	9	-	-	86	
Mananga	162	68	44	401	208	328	-	-	-	-	-	-	-	-	-	-	-	-	-	20	16	-	40	160	
Narsinghou	118	47	33	368	103	231	3	-	-	9	-	-	-	-	-	-	-	-	-	2	5	-	15	-	
Niali	128	37	25	291	130	272	-	-	-	-	-	-	-	-	-	-	-	-	13	6	2	30	12	463	
N. Koli	145	54	29	425	176	275	1	-	-	4	-	-	2	-	-	4	-	-	8	-	2	76	-	-	
Sampur	150	51	29	373	221	290	-	-	-	-	-	-	-	-	-	-	-	-	-	2	5	-	6	42	
Tangi Choudwar	139	40	24	321	96	176	1	1	1	1	4	2	8	2	-	-	-	-	3	1	5	22	4	-	
Tigma	48	17	9	11	79	58	1	-	-	4	-	-	2	-	-	4	-	-	2	5	5	8	13	35	
JTC Mo	115	41	42	535	125	847	-	-	-	-	-	-	3	-	-	9	-	-	30	5	12	335	15	120	
Cor. Mo	20	6	5	68	35	57	-	-	-	-	-	-	-	-	-	-	-	-	1	4	1	4	6	9	
Athagarh NAC	07	03	02	33	12	20	-	-	-	-	-	-	-	-	-	-	-	-	-	01	-	01	2	8	
Banki NAC	9	2	2	29	23	6	-	-	-	-	-	-	-	-	-	-	-	-	-	02	-	-	25	25	
Bamga	77	27	13	212	103	103	-	-	-	-	-	-	-	-	-	-	-	-	7	2	2	2	04	-	
<b>Total</b>	<b>1643</b>	<b>604</b>	<b>370</b>	<b>4560</b>	<b>2150</b>	<b>3461</b>	<b>21</b>	<b>2</b>	<b>2</b>	<b>69</b>	<b>8</b>	<b>16</b>	<b>14</b>	<b>-</b>	<b>-</b>	<b>28</b>	<b>-</b>	<b>-</b>	<b>73</b>	<b>58</b>	<b>90</b>	<b>529</b>	<b>162</b>	<b>636</b>	

**Enrolment in AWS, Primary Schools, Upper Primary Schools and above for children below 14 Yrs.**

Name of the Block	3-5 years			6-11 Years						11-14 years					
	AWW	Others	Total	Boys		Girls		Total		Boys		Girls		Total	
				Pry	Upry	Pry	Upry	Pry	Upry	Pry	Upry	Pry	Upry	Pry	Upry
Athagarh	3200	3498	6698	7033	500	6443	460	13476	960	20	2806	15	2580	35	5386
Banki	2080	-	2080	4787	772	4278	670	9065	1411	02	822	02	705	04	1527
Baramba	6302	252	6554	8685	1510	8323	1423	17008	2933	-	2110	-	1908	-	4018
Baranga	1821	376	2197	4702	-	3925	-	8634	-	-	2076	-	1930	-	4006
CTC Sadar	5940	210	6150	8243	-	8437	-	16680	-	-	4672	-	4991	-	9663
Dampoda (Banki)	2516	100	2616	3090	3915	3544	1604	6000	7838	96	1370	117	1269	213	2639
Kantapada	3200	290	3490	5852	-	5890	-	11742	-	-	2207	-	2025	-	4232
Mahanga	5302	-	5302	4260	-	4144	-	8404	-	-	3259	-	4365	-	7644
Narasinghpur	3118	3082	6200	7290	-	6729	-	13919	-	-	2205	-	2333	-	4538



Niali	4375	-	4375	9914	-	7239	-	17153	-	-	2239	-	1865	-	4104
Nischnita koili	2580	574	3114	7713	465	7581	452	15294	917	-	4308	-	4104	-	8412
Salipur	4760	523	5283	9065	779	8600	678	17665	1457	-	2805	-	2762	-	5567
Tangi Chowdar	3870	4531	8401	6730	-	6148	-	12878	-	-	3368	-	2996	-	6364
Tigiria	3000	206	3206	4219	124	3865	92	8084	216	-	2003	-	1703	-	3706
CTC MPL	3098	3143	6241	14682	-	13721	-	28403	-	-	3784	-	2215	-	5999
Chr. MPL	-	390	390	1805	-	1629	-	3434	-	-	527	-	481	-	1008
Athagar h NAC	320	210	530	712	-	608	-	1320	-	-	242	-	250	-	492
Banki NAC	-	150	150	1107	350	996	263	2103	613	-	181	-	168	-	349
<b>Total</b>	<b>49326</b>	<b>16522</b>	<b>65848</b>	<b>92947</b>	<b>2949</b>	<b>85678</b>	<b>2690</b>	<b>178625</b>	<b>5639</b>	<b>20</b>	<b>35987</b>	<b>15</b>	<b>33934</b>	<b>35</b>	<b>69921</b>

### Beneficiaries of Free Text Books Upto Class - 8

Block : \_\_\_\_\_

Year	SC, ST & 41 Grils upto Class - VIII	Projected Enroiment Upto Class - 8 (Total)
2002 - 2003	1,95,773	3,27,049
2003-2004	2,01,225	3,42,621
2004 - 2005	2,09,749	3,57,228
2005-2006	2,17,324	3,73,318
2006-2007	2,25,620	3,88,221
2007 - 2008	2,33,435	3,99, 322
2008 - 2009	2,44,322	4,09,417
2009 - 2010	2,53,632	4,29,615

Innovation Activity  
SC/ST

Year.....

Name of the Block	Target Area for SC/ST Education	Target Communication and nos.			Activities for Development of SC/ST
		Community	SC	ST	
Atnagarh	6-14 Year	216	238	188	Opening of EGS/AIE/AS
Banki	-do-	135	3275	2005	-do-
Baramba	-do-	140	759	353	-do-
Baranga	-do-	202	1012	53	-do-
CTC Sadar	-do-	95	2832	1928	-do-
Dampada	-do-	67	2832	1928	-do-
Kantapada	-do-	151	4935	13	-do-
Mahanga	-do-	253	2217	940	-do-
Narasingpur	-do-	281	1577	684	-do-
Niali	-do-	246	71	29	-do-
N. Koili	-do-	257	53	-	-do-
Salepur	-do-	145	2801	168	-do-
Tangi Choudwar	-do-	193	3896	644	-do-
Tigiria	-do-	58	856	103	-do-
Cuttack MPL Corpn	-do-	51	11640	98	-do-
Choudwar MPL	-do-	36	325	36	-do-
Athagarh NAC	-do-	20	186	20	-do-
Banki NAC	-do-	24	207	11	-do-

Innovation Activity  
SC/ST

Year.....

Name of the Blocks	Target Area for ECCE	Target No. of Children	Activities for Development of 3-5 Years
Athagarh	3-5	965	1. Community Mobilisation 2. Engagement of Mobiliser
Banki	- do -	4836	- do -
Baramba	- do -	2830	- do -
Barash	- do -	1906	- do -
CTC Sadar	- do -	212	- do -
Dampara	- do -	1207	- do -
Kantapada	- do -	128	- do -
Mahanga	- do -	3102	- do -
Narsinghpur	- do -	3064	- do -
Niali	- do -	3395	- do -
N. Koili	- do -	4312	- do -
Salepur	- do -	3060	- do -

Tangi Choudwar	- do -	124	- do -
Tigiria	- do -	2757	- do -
Cuttack MPL	- do -	1607	- do -
Choudwar MPL	- do -	840	- do -
Athagarh NAC	- do -	59	- do -
Banki NAC	- do -	538	- do -

Mainstreaming out of School Children into regular School

Year.....

Total No. of Camps	Addl. Camps	Bridge Courses	Remedial Courses	Back to School Camps	Migration Camps	Other Camps
Total Children to be benefited	20,221	33,483	10,125	5,122	2121	4332
Focus area/Habitation (50+Children in that habitation)	315	525	227	178	127	192
Focus Schools for mainstreaming	125	185	100	85	65	72

**Pedagogy -**

To provide academic support to the teachers Block resource groups will be formed & BRCS & CRCS will be appointed. As per norm 20 teachers in a Block wise number of schools is more than 100 and 10 teachers in a Block wise number is less than 100 have been selected for BRG. Additional teachers have been proposed to be posted in place of BRC & CrC. Mostly teachers of level III & IV will be selected for BRG. A number of 14 Block resource centres & 200 cluster resource centres have been proposed for fourteen Blocks including urban areas. 40 members for BRP & 220 for CRP will be selected towards BRG / CRG.

**Capacity building of BRG / CRG**

Provision of training for BRG & CRG. Group has been proposed including visioning workshop TLM workshop to strengthen their capacity. In the first year 7 days teachers training on new pedagogy has been suggested

**Quality :**

TLM Block exhibition shisumela at Block level will be organised each year. Cluster level workshop will be organised. Training to headmasters and educational administrators on school management will be provided. TLE to new Pry. & U. Pry school will be provided . S.I.G. to Govt. Pry. & Upper Pry. Schools. TIM grant to teachers, free text books to S.C., S.T. & Grils' will be supplied each year.

**TLE for uncovered new and Upgrade Schools (EGS)**

Years	Name of the Block	New Schools		Upgraded Schools	
2004-2005	Athagarh, Niali , Mahanga	20	02	13	04
2005-2006	Banki , CTC Sadar, Tigiria	15	01	16	02
2006-2007	Badamba. Salipur Athagarh NAC, Choudwar	11	06	21	03
2007-2008	Baranga, Kantapada T. Chur. CTC MPL	16	04	12	03
2008-2009	Dampada ,NSPur, N. Koili, Banki NAC	22	02	08	3
2009-2010					
		84	15	60	15



Urban Area Development Programme

Urban Focus Areas	Problem	Issues
Poor attendance of Girls in Urban Slums	Blind belief, Poverty large family	Mobilisation suply of dress materials midday meals, Reading writing materials
Poor attendance of S.C/ST groups	Povery, child labour	Mobilisation, middy meals, supply of Ready writing materials
Minor community specially muslim ado/esence girls	Adolesence, Blind belief	Motivation Residential bridge course
Sanitation unhealthy atmosphere	Slum.	Free Toilet facility, Drinking water facility

## Upgradation of EGS to Primary Schools or setting up New Primary Schools

..... Block

Name of the Gram Panchayat	Total	New Primary School		Upgraded New Primary Schools from EGS		New UPS		Upgraded New UPS from EGS (UPS)	
		Year	No.	Year	No.	Year	No.	Year	No.
Athagarh	49	2005	10	2006	20		04	2007	15
Banki	11	2005	05	2006	5	-	-	2007	1
Badamba	54	2005	20	2006	20	-	-	2007	14
Baranga	17	2004	8	2005	7	-	-	2006	2
CTC. Sadar	3	2004	3	2005	9	-	3	2006	1
Damapada	43	2004	13	2005	20	-	-	2006	10
Kantapada	33	2004	13	2005	10	-	-	2006	10
Mahanga	44	2004	22	2005	12	-	5	2006	5
Narsinghpur	48	2004	22	2005	15	-	-	2006	11
Niali	40	2004	10	2005	25	-	-	2006	5
N. Koili	34	2004	10	2005	14	-	-	2006	10
Salipur	26	2004	10	2005	6	-	-	2006	10
Tangi Choudwar	20	2004	10	2005	6	-	2	2006	-
Tigiria	5	2004	2	2005	1	2005	1	2005	1
CTC Mpl.	29	2004	3	2005	9	2006	9	2007	2
Choudwar Mpl	4	2004	2	2005	2	-	-	-	-
Athagarh N.A.C.	5	2004	4	-	1	-	1	2005	1
Banki N.A.C.	5	2004	2	2005	2	-	2	2005	2
<b>Total</b>	<b>470</b>	-	<b>173</b>	-	<b>183</b>	-	-	-	<b>100</b>

### Maintenance and repair grants to schools

Block .....

Years	Existing		New			Upgraded	
	Primary Schools	Up. Primary Schools	Primary	UP Primary	Primary	UP Primary	
2002-2003	1643	604	-	-	-	-	
2003 - 2004	1643	604	-	-	-	-	
2004 -2005	1643	604	20	5	5	-	
2005 - 2006	1668	609	50	10	34	-	
2006 - 2007							
2007 - 2008	1752	619	14	-	26	10	
2008 - 2009	1792	629	-	4	35	11	
2009 - 2010	1827	644	-	-	-	-	

### Buildingless Schools and Completely dilapidated Classroom

Name of the Block	No. of buildingless Schools		Dilapidated / Unsafe Classrooms					
	Primary	Upper Primary	Primary		Upper Primary		High Schools	
			Schools	Classrooms	Schools	Classrooms	Schools	Classrooms
Athagam	-	-	05	10	3	9	-	-
Banki	-	-	21	26	17	26	11	15
Badamba	-	-	-	-	-	-	-	-
Baranga	02	-	05	15	2	9	-	-
Ctc. Sadar	02	05	05	12	03	18	-	-
Damapada	-	-	07	11	05	13	03	06
Kantapada	-	02	02	04	-	-	02	8
Mahanga	2	-	11	22	10	20	-	-
Narshinghpur	02	02	02	08	01	02	-	-
Niali	-	05	-	-	05	15	03	1
Nischinta Koili	-	05	-	-	05	15	03	12
Saipur	-	-	30	58	02	06	02	0
Tangi Choudwar	03	-	10	20	04	06	01	02
Tigina	2	01	11	18	02	07	3	8
Ctc. Mpl.	21	-	10	40	02	06	-	-
Ch. Mpl.	-	-	01	04	01	05	-	-
Athagarh N.A.C.	-	-	01	02	01	02	-	-
Banki N.A.C	-	-	02	02	01	03	-	-
<b>Total</b>	<b>34</b>	<b>20</b>	<b>123</b>	<b>252</b>	<b>64</b>	<b>162</b>	<b>28</b>	<b>69</b>

## TARGET SETTING FOR UNIVERSALIZATION OF PRIMARY EDUCATION

For 11 - 14 yrs in Class VI - VIII

Enrolment at the GP level

Name of the Block	30% of less	Between 30 - 40%	Between 40 - 50%	Between 50 - 60%	Between 60 - 70%	Between 70 - 80%	Between 80-90 %	Between 90 -100%	100%
Athagarh	-	-	-	02 yr	03 yr	04 yr	05 Yr	06 Yr	07 yr
Banki	-	-	-	02 Yr	03 yr.	04 yr	05 Yr	06 Yr	07 Yr.
Badamaba	-	-	-	02 Yr	03 Yr.	04 Yr.	05 Yr	06 yr	07 Yr
Baranga	-	-	-	-	02 Yr	03 Yr	04 Yr	05 Yr	06 yr
CTC Sadar	-	-	-	02 Yr	03 Yr	06 Yr	05Yr	06Yr	07
Dampada	-	-	-	02 Yr	03Yr	04Yr	05Yr	06Yr	07Yr
Kantapada	-	-	-	-	02 Yr	03Yr	04yr	05Yr	06Yr
Mahanga	-	-	-	02Yr	03Yr	04Yr	05Yr	06yr	07Yr
N.S. Pur	-	-	-	02Yr	03Yr	04Yr	05Yr	06Yr	07Yr
Niali	-	-	-	-	02Yr	03Yr	04Yr	05Yr	06Yr
N. Kofli	-	-	-	-	02Yr	03Yr	04Yr	05Yr	06Yr
Salipur	-	-	-	02Yr	03Yr	04Yr	05Yr	06Yr	07Yr
T.C. dwar	-	-	-	-	02Yr	03Yr	04Yr	05Yr	06Yr
Tigiria	-	-	-	-	02Yr	03Yr	04Yr	05Yr	06Yr
CTC CMC	-	-	-	02Yr	03Yr	04Yr	05Yr	06Yr	07Yr
Chaudwar	-	-	-	02Yr	03Yr	04Yr	05Yr	06Yr	07Yr
MPL									
Athagarh	-	-	-	-	02Yr	03Yr	04Yr	05Yr	06Yr
Banki NAC	-	-	-	02Yr	03Yr	04Yr	05Yr	06Yr	07Yr

**Target Setting for Universalization of Primary Education    Cuttack**

**For 6-11 yrs in Class - IV**

Enrolment at the GP Level						
Name of the Block	60% or less	Between 60 - 70%	Between 70 - 80%	Between 80-90%	Between 90 -100%	100%
Athagari	02 Yr.	03 yr.	04 yr.	05 yr.	06 Yr.	2007 Yr.
Banki	02	03	04	05	06	2007
Badamaba	02	03	04	05	06	2007
Baranga	02	03	04	05	06	2007
Ctc. Sadar	02	03	04	05	06	2007
Damapada	-	02	03	04	05	2006
Kantapada	-	02	03	04	05	2006
Mahanga	-	02	03	04	05	2006
Narsinghpur	02	03	04	05	06	2007
Niali	-	02	03	04	05	2006
N. Koili	02	03	04	05	06	2007
Salipur	02	03	04	05	06	2007
Tangi Choudwar	-	02	03	04	05	2006
Tangi	02	03	04	05	06	2007
Cuttack Mpl	02	03	04	05	06	2007
Choudwar Mpl	-	02	03	04	05	2006
Athagari N.A.C.	02	03	04	05	06	2007
Banki N.A.C.	02	03	04	05	06	2007

### No. of Freshers and Repeaters in the Primary Schools

Block .....

Name of the GP	Class - I		Class - II		Class - III		Class - IV		Class - V		Total	
	Fresh	Repeaters	Fresh	Repeaters	Fresh	Repeaters	Fresh	Repeaters	Fresh	Repeaters	Fresh	Repeaters
Athagam	2894	310	2605	353	2618	293	2000	277	2215	266	10332	189
Banki	2166	-	2246	-	2411	111	2101	90	2030	66	10924	267
Badamba	3358	519	3296	355	3111	254	2737	172	2572	75	15074	375
Baranga	1720	141	1589	146	1685	139	1617	116	1619	131	8230	673
Ctc. Sadar	3705	840	3128	711	2623	513	2173	351	1955	213	13587	593
Damapada	2004	-	1968	-	2728	179	2339	111	1924	60	12035	370
Kantapada	2126	226	1910	286	1401	332	1467	322	1501	276	8405	342
Mahanga	3425	-	3400	-	3125	275	3800	100	2300	158	15550	533
N.S Pur	3088	-	3052	-	2868	362	1662	583	1878	226	12548	171
Salipur	4129	76	3679	66	3319	64	2819	63	2383	55	16329	324
Tangi Choudwar	3483	124	3500	126	3315	105	2486	222	2825	209	16109	926
Tigina	1709	269	1630	190	1634	174	1485	140	1446	57	7906	840
CTC Mpl	6385	126	6285	182	5950	166	6088	232	5321	248	28921	954
Ch. Mpl.	578	55	708	52	657	48	643	51	629	75	6215	281
Athagah N.A.C	230	120	203	40	205	45	190	38	214	50	1037	296
Bani N.A.C	320	15	306	20	441	103	329	37	340	35	1736	210
N. Kolli	3336	-	3165	-	3259	-	2511	-	2523	-	14794	-
Niali	3842	276	4074	273	4140	271	3577	240	3382	329	18015	389
<b>Total</b>	<b>51090</b>	<b>1373</b>	<b>48456</b>	<b>1437</b>	<b>43313</b>	<b>1539</b>	<b>36999</b>	<b>1731</b>	<b>34891</b>	<b>1603</b>	<b>214749</b>	<b>7733</b>

**No. of Children to be benefited with the opening of EGS (PS) & Upper Primary Schools**

Name of the Block	No. of Children to be benefited				Out of School Children in remaining scattered habitation	
	6 - 11	11 - 14	6 - 11	11 - 14	6 - 11	11 - 14
Athagarh	250	-	1800	160	124	-
Banki	1084	829	719	602	207	160
Badamba	320	150	3900	150	200	140
Barnga	176	100	1525	618	-	65
CTC Saagar	215	210	772	212	-	-
Damapada Banki	210	-	620	280	-	-
Kantapada	120	80	1792	175	-	-
Mahanga	500	454	2029	504	-	-
Narasinghpur	1752	-	-	185	135	63
Niali	310	-	2495	1532	450	150
Nischintakoili	450	-	925	-	-	-
Salipur	252	153	975	540	346	168
Tangi Choudwar	240	30	1140	300	100	03
Tigiria	150	30	362	184	466	702
Cuttack Mpl	120	527	345	518	225	138
Ch. Mpl.	227	70	150	38	125	50
Athagarh N.A.C.	-	-	160	40	60	-
Banki N.A.C.	105	116	270	150	-	-
<b>Total</b>	<b>6239</b>	<b>2596</b>	<b>19004</b>	<b>5648</b>	<b>2441</b>	<b>1639</b>



**Projected Transition Rate**

**Categories:- General**

**District: Cuttack**

<b>Years</b>	<b>Class-2/1</b>	<b>Class-3/2</b>	<b>Class-4/3</b>	<b>Class-5/4</b>	<b>Class-6/5</b>	<b>Class-7/6</b>	<b>Class-8/7</b>
2002-2003	20%	18%	14%	11%	18%	16%	15%
2003-2004	16%	14%	13%	9%	17%	15%	14%
2004-2005	14%	12%	10%	6%	13%	12%	10%
2005-2006	11%	8%	7%	4%	9%	8%	7%
2006-2007	9%	7%	4%	3%	5%	4%	3%
2007-2008	7%	5%	2%	2%	1%	1%	-
2008-2009	5%	4%	-	-	-	-	-
2009-2010	-	-	-	-	-	-	-

### Projected Transition Rate

Categories:-S.C.

District: Cuttack

Years	Class-2/1	Class-3/2	Class-4/3	Class-5/4	Class-6/5	Class-7/6	Class-8/7
2002-2003	28%	22%	16%	13%	18%	18%	16%
2003-2004	21%	18%	14%	11%	12%	16%	15%
2004-2005	14%	11%	9%	7%	9%	14%	10%
2005-2006	10%	8%	6%	4%	6%	8%	7%
2006-2007	7%	5%	4%	3%	2%	4%	3%
2007-2008	5%	3%	2%	2%	1%	-	-
2008-2009	3%	2%	1%	1%	-	-	-
2009-2010	-	-	-	-	-	-	-

**Projected Transition Rate**

**Categories:-S.T.**

**District: Cuttack**

<b>Years</b>	<b>Class-2/1</b>	<b>Class-3/2</b>	<b>Class-4/3</b>	<b>Class-5/4</b>	<b>Class-6/5</b>	<b>Class-7/6</b>	<b>Class-8/7</b>
2002-2003	30%	23%	18%	14%	15%	19%	17%
2003-2004	26%	20%	15%	11%	12%	13%	15%
2004-2005	20%	16%	11%	8%	8%	6%	4%
2005-2006	14%	11%	9%	7%	5%	4%	3%
2006-2007	9%	7%	7%	6%	4%	3%	2%
2007-2008	8%	5%	2%	4%	3%	2%	1%
2008-2009	5%	2%	1%	1%	1%	1%	-
2009-2010	-	-	-	-	-	-	-

**Innovation Activity  
SC/ST**

Year.....

Name of the Blocks	Target Area for Girls Education	Target No. for Girls Education	Activities for Development of Girls
Athagarh	8 - 11 & 11 - 14	925	Bridge course, Adolescence Girls residential course
Banki	8 - 11 & 11 - 14	5327	- do -
Baramba	- do -	3127	- do -
Baranga	- do -	1125	- do -
Cuttack Sadar	- do -	911	- do -
Dampada	- do -	2998	- do -
Kantapada	- do -	1215	- do -
Mahanga	- do -	927	- do -
Narasingpur	- do -	1629	- do -
Niali	- do -	1518	- do -
Nischinta Koili	- do -	512	- do -
Salepur	- do -	1197	- do -

Tangi Choudwar	- do -	2115	- do -
Tigiria	- do -	611	- do -
Cuttack MPL Corp.	- do -	2919	- do -
Choudwar MPL	- do -	125	- do -
Athagarh NAC	- do -	67	- do -
Banki NAC	- do -	77	- do -

**Civil Work Requirement**

Name of the Block	Total Addl. Classrooms PS+UPS+HS+Buildin g les Schools	New = S	New U.P. Schools	Drinking Water	Toilets	Boundary Wall	BRC	CRC
Atnagarh	158+25+13+ -	04	02	120	170	130	01	18
Banki	140+31+8+ -	07	-	42	38	61	01	10
Baramba	165+46+5+ -	04		47	109	116	01	15
Baranga	198+30+15+2	02		59	91	89	01	20
Cuttack Sadar	194+49+20+2	03		28	152	113	01	18
Damapada	150+36+3+ -	04		38	41	52	01	18
Kantapada	128+29+7+ -	03		40	101	60	01	18
Mahanga	185+64+20+2	10		101	162	154	01	20
Narasinghpur	158+30+15+2	05	-	100	105	90	-	-
Niali	150+30+15+-	06	04	117	190	185	02	20
N. Koili	170+30+10+ -	12	06	150	199	163	01	14
Salipur	171+59+25+ -	03	05	60	150	150	01	19

Tangi- Choudwar	148+35+10+3	03	-	81	148	140	01	10
Tigiria	184+41+20+2	05	01	20	60	62	01	10
Cuttack MPL	121+34+21+2	08	05	45	45	53		
Choudwar MPL	82+15+2+ -	04	01	06	26	26		
Athagarh NAC	54+12+6+ -	Nil	-	05	10	04	-	01
Banki NAC	43+9+ - + -	01	01	11	11	10	-	01
	= 2633	84	25	1010	1658	1508	14	200

**Requirement of Additional Class rooms following the Principle of  
pupli classroom ratio and Teachers**

Name of the Block	1 room to single room schools	No. of schools requireing Addl. Classroom										
		1		2		3		4		High School		
		Pry	Upry	Pry	Upry	Pry	Upry	Pry	Upry	1	2	3
Athagarh	04	16	11	20	10	12	-	10	-	03	-	-
Banki	01	15	05	10	03	07	05	05	02	10	05	02
Badamba	08	10	05	16	08	15	03	12	02	15	07	03
Baranga	05	07	08	33	04	28	13	05	10	10	04	02
Cuttack Sadar	26	26	-	14	11	-8	03	01	-	15	05	03
Damapada Banki	-	2-	12	17	10	12	09	07	03	12	04	03
Kantapada	-	11	06	18	07	13	05	10	02	14	06	02
Mahanga	10	23	03	61	-	40	-	26	02	20	07	04
Narasinghpur	12	20	12	30	18	42	12	15	07	25	03	02
Niali	04	50	10	-	10	-	-	-	-	05	05	05
Nischintkoili	05	35	25	54	10	33	15	-	04	05	03	01
Salipur	08	15	12	25	06	35	12	18	07	15	07	03
Tangi-Choudwar	07	18	05	22	07	18	05	03	02	12	08	04



Tigiria	-	25	14	22	13	15	11	12	-	20	10	06
Cuttack MPL	15	55	22	12	06	13	04	02	06	15	03	02
Choudwar MPL	02	07	-	-3	-	-2	01	02	01	05	03	02
Athagarh NAC	-	-	-	02	-	-	-	02	-	-	-	-
Banki NAC	-	-7	05	04	02	03	-	-	-2	-	-	-
TOTAL	107	360	155	363	125	296	98	130	50	201	80	44

Location of Proposed Primary Schooling facilities

Name of the Centre & GP Name	Name of feeder habitations		No. of out of school childrens to be benefited	
			6-11 Years	11-14 Years
Athagarn	04	05	250	20
Banki	07	08	744	508
Badamba	04	06	325	41
CTC Sadar	03	03	145	158
Boranga	02	03	80	35
Dampada Banki	04	05	265	75
Kantapada	03	02	135	148
Mahanga	10	02	497	25
Norasingpur	05	11	846	75
Niali	06	06	251	65
Nischintakoili	12	12	356	-
Salipur	03	10	256	113
Tangi Choudwar	03	05	125	219
Tigiria	05	05	150	-
CTC MPL	8	11	562	
Ch MPL	4	02	227	70
Athagarn NAC	-	-	-	-
Banki NAC	1	-	27	24
<b>Total</b>	<b>84</b>	<b>96</b>	<b>5240</b>	<b>1552</b>

Additional Trs. required

Puri	1-40	41-80	81-120	120-160	161-200	201-240	240-280
Athagarn	26	20	31	13	8	3	

### Computer Education for Upper Primary Level

Name of the Block	No. of Scholls	Feeder Schools	Targeted No. of	
			beneficiation	
			Students	Teachers
Athagarh	03	35	1845	108
Banki	02	15	1665	45
Badamba	02	20	1200	78
Baranga	04	40	2272	122
CTC Sadar	04	40	2385	138
Dampada	02	12	1265	38
Kangapada	03	36	2820	108
Mahanga	10	95	4570	295
N.S. Pur	02	18	2872	71
Niali	02	27	2574	64
N. Koili	02	35	1648	106
Salipur	02	42	1565	65
T Choudwar	02	48	1436	155
Tigria	02	25	1678	73
CTC Mpl	06	105	3572	272
Choudwar Mpl	02	20	1836	98
Athagarh NAC	01	07	745	36
Banki NAC	04	09	600	15

### Civil Works for Upgraded Primary and Upper Primary Schools (EGS)

Years	Name of District	Upgraded PS (Civil works)	Upgraded UPS (Civil Works)
2004 - 2005	Athagarh, Niali, Mhanga	13	04
2005 - 2006	Banki, CTC Sadar, Tigiria	16	02
2006 - 2007	Badamba Salipur, Athagarh NAC, Ch. Mpl	12	03
2007 - 2008	Baranga, Kantapada, T. Choudwar, Ctc. Mpl	12	03
2008 - 2009	Dampada, N.S. Pur, N. Koili, Banki NAC	08	03
2009 - 2010			
Total		60	15

### Location of Proposed Upper Primary Schooling Facilities

Name of the Centre & G.P. Name	Feeder habitations		Feeder Schools		No. of Children to be benefited	
					Class - V Passouts	Other in 11 - 14
Athagarh	H. 6	S. 3	6		298	
Banki	-	-	-	-	-	-
Badamba	H. 8	S. 3	9	-	102	18
Baranga	H. 5	S. 2	7	-	148	15
CTC Sadar	H. 6	S. 3	6	-	163	18
Damapada	3	-	3	-	185	41
Kantapada	H. 2	S. 4	6	-	148	13
Mahanga	H. 21	S. 10	22	-	523	65
Narsinghpur	H. 21	S. 5	17	-	383	61
Salipur	H. 9	S. 5	15	-	203	113
Tangi Choudwar	H. 9	S. 5	8	-	300	19
Niali	H. 12	5	11	-	478	75
Nischintakoili	H. 6	S. 6	12	-	230	38
Tigiria	H. 7	-	5	-	80	15
CTC Mplc	5	5	9	-	549	18
Choudwar Mpl	2	2	6	-	72	15
Athagarh N.A.C.	4	2	3	-	120	-
Banki N.A.C.	3	2	2	-	102	44
Total	129	62	148	-	4084	568

**BLOCKWISE BLOCK RESOUCE CENTRE & CLUSTER RESOURCE CENTRE**

Name of the Block	BRC	C.R.C
Athagari	1	18
Banki	1	12
Badamba	1	15
Baranga	1	12
Cuttack Sadar	1	18
Damapada	1	10
Kantapada	1	9
Mananga	1	20
Narsinghpur	1	18
Niali	1	14
Nischintakoili	1	15
Salipur	1	16
Tangi Choudwar	1	15
Tigria	1	8
Cuttack Mpic		
Choudwar Mpl		
Atnagarh N.A.C.	-	
Banki N.A.C.	-	
Total	14	200

### Requirement of Block / Cluster Resource Person

Name of the Block	Block Resource Person	Cluster Resource Person	Total
Athagam	3	17	20
Banki	2	8	10
Cuttack Sadar	3	17	20
Banki Damapada	3	17	20
Kantapada	3	17	20
Mananga	3	17	20
Narshinghpur	3	17	20
Niali	3	17	20
N. Koili	3	17	20
Salipur	3	17	20
Tangi Choudwar	3	17	20
Tigiria	2	8	10
Cuttack Mpi.	-	-	-
Choudwar Mpi.	-	-	-
Badamba	3	17	20
Baranga	3	17	20
Banki N.A.	-	-	-
<b>Total</b>	<b>40</b>	<b>220</b>	<b>260</b>

**Teachers Training for existing and additional teachers (Upto Class - 8)**

years	Upper Primary					
	Trained Teachers	No. of days	Untrained Teachers	No. of Days	Freshly Trained Teachers	No. of Days
2002-2003	6000	20 days	496	60 days	328	30 days
2003-2004	6328	-do-		-do-	1200 +496	-do-
2004-2005	8024	-do-		-do-	200	-do-
2005-2006	8224	-do-		-do-	201	-do-
2006-2007	8425	-do-		-do-		-do-
2007-2008	8425	-do-		-do-		-do-
2008-2009	8425	-do-		-do-		-do-
2009-2010	8425	-do-		-do-		-do-
Total						



## **CHAPTER- VI**

### **EDUCATION FOR URBAN DEPRIVED CHILDREN**

Due to poverty, a number of people irrespective of Caste and Sex have come to the Urban areas with a purpose of livelihood as a result of which the population is increasing un-expectedly and their residential accommodation has become a problem for which a number of their children within the age group 6 to 11 and 11 to 14 have been deprived of having the opportunities of obtaining Primary education. Since most of the children are from the families of daily laborers, street beggars, leprosy person, migrants, nomadics and BPL card holders. So it needs to bring them to the main stream through various programmes and activities. Within urban area i.e. Cuttack Municipal Corporation, Choudwar Municipality, Banki N.A.C. & Athagarh N.A.C. 3761 deprived children have been identified and steps are being taken in the following way to bring them to the mainstream i.e.

- i) Slum level committee have been formed.
- ii) Representatives from local Youth organization & N.G.O. have been involved.
- iii) For community mobilization different public meeting and cultural programmes have been organized.
- iv) 'SISU MELA' & 'PADAJATRA' have been organized.
- v) 18 No. of Alternative Schools have already been opened.
- vi) 2 Bridge course and 1 Platform school have been proposed to be opened.

## Annual Work Plan and Budget for 2002-2003

### CUTTACK, ORISSA

Norm	Description	Recommended					Remarks
		Unit Cost	PHY	FIN	No. of days months	Financial Outlay	
1.	Project Management						
1	Salary						
1.1	District Project Coordinator	0.2000	01	01	2	0.4	
1.2	Coordinator for Civil Works	0.15006*	01	11	2	0.3	
1.3	Coordinator Pedgagogical improvement & Training, SC/ST	0.1500	01	01	02	0.3	
1.4	Coordinator Ianning & MIS	0.1500	01	01	02	0.3	
1.5	Coordinatr IED & Media	0.1500	01	01	02	0.3	
1.6	Coordinator Girls Education, ECCE, Community Mobilisatin	0.1500	01	01	02	0.3	
1.7	Junior Engineers to supervise, coordinate the Civil Work at blocks (14 Jes)	0.1000	14	14	02	0.28	
1.8	Sr. Programme Assistant (2)	0.1100					

1.9	Jr. Programme Assistant (2)	0.0900					
1.10	Salary for special school teachers (3 nos. Rs.10000/- per month)	0.0000	-			-	
1.11	Miscellaneous/maintenance contingency	4.0000	1 yr	1 yr	1 yr	4.0	
1.12	Consumables	5.0000	1 yr	1 yr	1 yr	5.0	
1.13	TA/DA	4.0000	1 yr	1 yr	1 yr	4.0	
1.14	Office Maintenance and Misc. Charges	4.0000	1 yr	1 yr	1 yr	4.0	
1.15	POL and maintenance for 7 vehicles (1 vehicle for two blocks @ 0.2 per month)	7.2000	07 nos.	07 nos	4 month	5.8	
1.16	Maintenance of vehicle	0.0000	-	-	-	-	
1.17	Purchase and Installation of Fax	0.2500	14 nos	1 yr	1 yr	3.5	
1.18	Installation of Phone	0.0100	14 nos	1 yr	1 yr	0.14	
1.19	Telephone and Fax charges per year	0.4000	14 nos	1 yr	1200	1.68	
1.20	Equipment for DPO	5.0000	01	1 yr	1 yr	1.50	
1.21	Furniture for DPO	0.7500	01	1 yr	1 yr	0.25	

1.22	Hiring of experts on pedagogy, community involvement, documentation, finance, participatory planning, management, special focus groups and others as required	5.0000	14	14	1 yr	2.10	
1.23	Rent, Electricity charge for DPO	0.1000	01	01	1 yr	0.50	
1.24	Books and journals for DPO	0.0500	01	01	1 yr	0.02	
1.25	Consultancy	2.0000	01	01	1 yr	0.25	
1.26	Salary of Data Entry Operator	0.7200	01	01	1 yr	0.72	
1.27	Peon - 1	0.0400	01	01	1 yr	0.24	
1.28	Sweeper-cum-watchman (1)	0.0400					
1.29	Salary of Driver	0.7200					
1.30	Steno-1	0.0800					
1.31	Purchase of vehicle for DPO	5.0000					
1.32	POL for 2 DPO vehicle	1,2000			4 month	0.40	
1.33	Salary of Office Secretary	0.9600					
1.34	Salary of Contingent Menial	0.4800	01	01	1 yr	0.48	
1.35	Mobile health van	3.0000	-	-	-	-	
	<b>TOTAL</b>					<b>32.46</b>	

2.	Civil Works						
2.1	New School Buildings (Primary)	3.0000	84	14	1 yr	42.00	
2.2	New School Buildings (Upper Primary) (3 rooms)	4.5000					
2.3	Building for buildingless schools (primary) (plus building with not usable condition)	3.0000	34	10	1 yr	30.00	
2.4	Building for buildingless schools (upper Primary) (plus building with not usable condition)	4.5000	20	04	1 yr	18.00	
2.5	Additional Classrooms for existing schools (primary)	1.5000					
2.6	Additional Classrooms for existing schools (upper primary)						
2.7	Room for Head Master	1.5000					
2.8	CRC Buildings	2.0000					
2.9	BRC Buildings	6.0000					
2.10	Maintenance & Repair of School Buildings (upper primary)	0.0500	2245	-	1yr	112.25	
2.11	Maintenance & Repair of School Buildings (upper primary)	0.0500					

2.12	Major repairs Primary	0.3000					
2.13	Major repairs Upper Primary	0.3000					
2.14	Upgradation of schools from AS/EGS to upper primary schools	4.5000					
2.15	Upgradation of schools from AS/EGS to primary school	3.0000					
2.16	Resource rooms for IED equipment's	2.0000					
2.17	Tubewell for schools	0.5000		20		10.00	
2.18	Boundary walls for road-side and interior schools	0.7500	1508	20	1yr	10.00	
2.19	Toilet for schools	0.2200	1.58	50	1yr	7.50	
2.20	ECE Centres	1.5000					
2.21	Electrification of BRC, CRC and selected schools	0.2000	1214	2.8	1yr	5.6	
2.22	Child friendly elements (sliders)	0.4000					
2.23	Training hall to DIET/ST schools	4.0000					

2.24	Resource rooms for disabled children (deaf, dumb and blind, additional support to govt. run institute						
2.25	MIS room	2.0000					
2.26	Improvisation of ST school to.....	5.0000					
2.27	Teachers barrack	15.0000					
2.28	Matching grant to EGS centre for construction of buildings when it will be converted to PS and UPS	0.3000					
	<b>TOTAL</b>					235.35	
<b>3.</b>	<b>Planning &amp; Management</b>						
3.1	Preparation of AWP&B mid-year review	0.3000					
3.2	Development of GP Educational Profile for Gram Panchayats (3 <sup>rd</sup> )	0.0300					
3.3	MTRs in cluster level planning process 13 days located GPs.	0.0300	100	100	1yr	3.00	
3.4	Seminar/conference at block/district level	0.5000	01	01	1yr	0.50	
	<b>TOTAL</b>					3.50000	

4.	<b>Planning for Pedagogical Improvement</b>						
4.1	Contingency to BRC	0.1250	14	14	1yr	1.7500	
4.2	Furniture to BRC	0.2500	14	14	1yr	3.50	
4.3	Equipment to BRC	0.7500	14	14	1yr	140	
4.4	Computer to BRC	1.0000	14	14	1yr	14.00	
4.5	Visioning Workshop for BRCC and Block resource support group (7 days for 40 members)	0.1960	56	35	1yr	0.2740	
4.6	Induction Training to BRCC (3 days for 40 members)	0.1960	14	14	-	-	
4.7	Capacity Building of 20 Member Resource Support Team for each BRC (3 days 40 members)	0.0840	260	7	1yr	0.588	
4.8	TLM workshop at block level (5 days) (40 members)	0.1400	14	14	1yr	1.960	
4.9	Salary for BRC (Addl. Tr) @3000	0.1200	42	42	1 month	15.12	
4.10	Salary to BRC Technical Assistant (contractual)	1.4400					
4.11	Salary for BRC Menials	0.3600					



4.12	Library to BRC	0.0750					
4.13	TLM Grant to BRC	0.0500	14	14	1yr	0.70	
4.14	institutional lan of BRC	1.0000	14	14	1yr	14.00	
	<b>TOTAL</b>					<b>53.292</b>	
5	<b>Cluster Resource Centre</b>						
5.1	Contingency to CRC	0.0250	200	200	1yr	5.00	
5.2	Furniture to CRC	0.0300	200	200	1yr	6.00	
5.3	Equipment to CRC	0.0700					
5.4	Computer to CRC	0.5000					
5.5	Visioning Workshop for CRCC and Block resource support group (3 days for 40 members)	0.0840					
5.6	induction Training to CRCC (7 days for 40 members)	0.1960					
5.7	Capacity Building of 8 Member Resource Support Team for each CRC (3 days 40 members)	0.0840					
5.8	institutional Plan of CRC (per CRC)	0.2500					
5.9	Salary for CRCC	1.0800					

5.10	Library to CRC	0.0200					
5.11	TLM Grant to CRC	0.0100					
	<b>TOTAL</b>					11.00000	
<b>6</b>	<b>Teacher Training</b>						
6.1	Training to DRG on teachers training (7 days 40 members)	0.1960	0.1	0.1	1yr	0.196	
6.2	7 days Teacher training on new pedagogy	0.1960	01	01	1yr	0.196	
6.3	Training to BRG on teachers training (UP for 7 days 40 members)	0.1960	01	01	1yr	0.196	
6.4	7 days Teacher training (upper primary) on new pedagogy	0.1960	15	15	1yr	2.940	
6.5	TLM workshop at District level (5 days) 40 members	0.1400	01	01	1yr	0.140	
6.6	TLM workshop at block level (5 days) 40 members	0.1400	42	42	1yr	5.880	
6.7	Training on learners evaluation (5 days) 40 members	0.1400					

6.8	Training on learners evaluation upper primary (5 days 40 members)	0.1400					
6.9	Training on english language EVS and mathematics (3 days for 3 each subject) 40 members)	0.0840					
6.10	Training to BRG (pedagogy) on teachers training (7 days 40 members)	0.1960	01	01	1yr	0.196	
	<b>TOTAL</b>					9.744	
7	<b>Quality</b>						
7.1	TLM book exhibition, shishumela at block level atleast in each year	0.1000	14	14	1yr	1.400	
7.2	Capacity Building of DIET and ST School Personal (Multiple Programmes)	0.1960					
7.3	Theme based block level workshop 3 days 3 workshop every year	0.8400					
7.4	Needbased cluster level workshop in a year 3 days each	0.0840	200	200	1yr	16.80	

7.5	Needbased shortterm orientation of teachers 2 days at cluster level 3 programmes each year	0.0560					
7.6	intensive monitonng programme AHWAN for five alternative year 3 months in a year	0.6400					
7.7	Training to headmaster and Educational administrators on School management 5 days (40 in a group)	0.1400	2378	5 group (200)	1yr	0.700	
8	TLE for Primary Schools	0.1000					
9	TLE to existing (Upper primary school)	0.5000					
10	School Improvement Grants to primary schools	0.0200	1643	1643	1yr	32.86	
11	School Improvement Grants to upper primary schools	0.0300	604	604	1yr	12.00	
12	TLM grant to primary school teacher	0.0050	4560	4560	1yr	22.80	
13	TLM grant to upper primary school teacher	0.005	1919	1919	1yr	9.595	

14	Free textbooks to all children Primary)	0.0010					
15	Free textbooks to all children Upper Primary)	0.0015					
16	Supplementary reading materials @ Rs.25/- per child)	0.0015					
17	Journal at Block level and cluster level	0.0200					
18.	Academical Supervision	1.0000	04	14	1yr	14.000	
19	Furniture to DIET/ST Schools						
	<b>TOTAL</b>					<b>110.155</b>	
20	<b>Others not covered under the norms</b>						
20.1	Introduction of commulative progress cards in selected schools	0.0001	2000	2000	1yr	0.2	
20.2	Introduction of health cards in selected schools	0.0001					
20.3	Library to schools (PS/UPS/EGS)	0.0300					

20.4	Calendars on Pedagogical activities for schools, BRC, CRC, DIET	0.0015	2500	2500	1yr	3.75	
20.5	Video Cassettes and CD on different themes for BRC, CRC and DIETs (20 sets of each)	0.1000	250	250	1yr	2.50	
20.6	Exposure visit of Resource Groups and Teachers	0.5150	14	14	1yr	7.21	
20.7	Block level exhibition of TLM and supplementary reading materials	0.1000	14	14	1yr	1.40	
20.8	Strengthening to DIET/ST schools	3.0000	04	04	1yr	12.00	
20.9	Institutional Development plan of DIET	20.0000					
20.10	Material Development at block and district	0.5000					
20.11	Reinforcement of activity based approach with multigrade management (7 days (40 members)	0.1960					
20.12	Development of Question Bank for unit test (both primary & UP) 3 days (40 members)	0.1960	14	04	1yr	1.176	

20.13	Development of Question Bank for unit test (both primary & UP) 3 days (40 members)	0.0840					
20.14	Recruitment of teachers in existing schools (upper primary)	0.030					
20.15	News letter 'AROHA' on classroom issues to all schools/BRC/CRC/SIS/DIETs (as a group of 100)	0.0500	25	25	1yr	1.25	
20.16	TLM kits for multigrade managements in selected schools/BRC/CRC	0.0100					
	<b>TOTAL</b>					<b>29.486</b>	

21	Access for Deprived Children / Education for out of school children:						
21.1	Camps school provisions for out of school children to get primary education (non res) per child Rs.150/- and Rs.2000/- to instructors. 40 children and 6 month courses	0.1800	44252	60 group	6month	10.800	
21.2	Camps school provisions for out of school children to get upper primary education (non res) per child Rs.150/- and Rs.2000/- to instructors. 40 children and 6 month courses	0.1800	334.83	20 Group	6 month	3.600	
21.3	Training to Gurujees/Educated volunteers (40 members 30 days)	0.8400	500	500	30days	10.50	
21.4	SIG to EGS primary schools	0.0200					
21.5	SIG to EGS upper primary schools	0.0300					
21.6	Adolescent Girls' camps primary (non res) each child Rs.200/- ad Rs.2000/- to Instructors. 40 children and 6 month courses	0.2000	28 camp	28 camp	1yr	5.60	



21.7	Adolescent Girls' camps (non res) each child Rs.300/- and Rs.2000/- to instruction. 40 children and 6 month courses	0.2400					
21.9	Instructors/Gurujees for EGS primary	0.0100	500	500	1yr	60.000	
21.9	Instructors/Gurujees for EGS upper primary	0.0100					
14.10	Academic Supervision and other provision for camp school per block	0.1500	44	14	1yr	2.10	
14.11	Facilitating school based activities in these institutions	0.0300					
14.12	Remedial coaching centres for probable dropouts and for children with low level of learning (primary) (non res) 40 members and 2 months	0.0500					
14.13	Remedial coaching centres for probable dropouts and for children with low level of learning (upper primary) (non res) 40 members and 2 months	0.0500	14 group	14 group	2 month	0.700	

14.14	Competitor among students at cluster level to promote competitiveness and spread... for education	0.0500	200	200	1yr	10,000	
14.15	Salary of ..... teacher for existing primary schools	0.9600	0720				
14.16	Salary of additional teacher for existing upper primary schools	0.720					
14.17	2 <sup>nd</sup> batch training to instructors (EGS)	0.5600	-	-			
	<b>TOTAL</b>					<b>103.3</b>	
15	Innovative project						
15.1	<b>SC/ST Education</b>						
15.2	Community leaders and opinion makers meeting in selected tribal dominated gram panchayats	0.0250	20	20	1yr	0.5	
15.3	Engagement of tribal activities in educationally backward GPs per noon	0.0600					
15.4	Teachers requiring attitudinal training	0.1120					

15.5	identification of schools with language understanding problem with members	0.0250					
15.6	Collection of folklore	1.0000					
15.7	Training to tribal volunteers and activities (2days) and sahayileas	0.0500					
15.8	Orientation program for CRCCs with higher concentration of deprived SC/STs at GP level	0.0250	20	20	1 yr	0.500	
15.10	Dissemination of DISE report on language problems in schools (per GP)	0.0250					
15.11	Research work on specific issues	0.3000					
15.12	SC people convention	0.0250	20	20	1yr	0.500	
15.13	Maintenance support to ST girls hostel	0.1000					
15.14	Support to inmates of ST girls hostel	0.5400					
15.15	Training of DRG & MTA	0.2000	05	05	1yr	1.00	
15.16	Linguistics mapping	5.0000					

15.17	Material development and dissemination	1.0000					
	<b>Total</b>					1.00000	
16.	<b>Girls Education</b>						
16.1	Training to MTA members (50 members 1 day)	0.0150	40 groups	40 groups		0.60	
16.2	Training to lady PRI member, MTA, women groups (50 members 1 day)	0.0150	40 groups	40 groups		0.60	
16.3	Meeting of lady VEC presidents	0.0500					
16.4	Women convention at block level (100 members)	0.0500	1400	14 group	1 days	0.700	
16.5	Maa Jhee mela (2 days)						
16.6	Seminars on girls education (2 days) (40 members)	0.1500					
16.7	Special coaching camps for girl (1 month 40 girls)	0.1000	14 group	14 group	1month	1.400	
16.8	Sahayikas and escort mother's remuneration (per year)	0.0960					
16.9	Maatru Samillani at GP level	0.0150					

16.10	Observation of girl child week at selected CRCs	0.0300					
16.11	Awards to schools showing improvement in girl retention (in kind)	0.0500	30 Schools	30	-	1.5	
16.12	Adolescent girls camp	0.0500	30 Camps	30	-	1.5	
16.13	Empowerment of SHGs	0.0500					
16.14	Health Education to MTA and adolescent girls	0.0500					
16.15	Gender awareness programmes, literature and success stories	0.1500					
16.16	Improvement of classroom culture	0.2500					
16.17	Innovative Projects for urban area slum girls and difficult rural pockets.	5.0000	01	01	-	5.000	
16.18	Module cluster approach	0.2000					
16.19	Engagement of Community Mobilisers @ 700 p.m.	0.0840					
	<b>Total</b>					<b>11.3</b>	
17	Early Children Education						

17.1	Training to anganwadi workers on preschool education (3days)	0.0840	1752	200	3days	0.00	
17.2	Indeption study on preschool education and health in the aistrict.	0.3000					
17.3	Formation and orientation to DRG (ECCE) (40 members, 2 days)	0.0600					
17.4	Opening of new ECCE centres (Salary and contingencies)	0.1200					
17.5	Orientation to CDPO/supervisors and selected NGOs	0.3000	50	50	1yr	-	
17.6	Toys and learning materials to AWCs/ECCE	0.0050	1752	1752	1yr	-	
17.7	Preschool to Kit AWWs/ECCE	0.0020	1752	1752	1yr	-	
17.8	Meeting of MTAS, lady PRIs and AWWs on health, education matters (at GP level)	0.0050	300	300	1yr	-	
17.9	Lim grant to AW centers/ECCE	0.0300					
	<b>Total</b>						

18	Integrated Education for Disabled						
18.1	Disability survey in blocks (including printing of formats)	1.0000					
18.2	Training regarding disability survey	0.0000					
18.3	Capacity building of 3 member block resource group IED	0.2000	14 x3	14x3		8.4	
18.4	Salary of IED teachers	0.0800					
18.5	Equipment for identified disabled children @ 500 per child	3.0000	16210	1000		5.000	
18.6	Theme based camps	0.1000					
18.7	Medical assessment camps						
18.8	Instructional materials to BRC, CRC (Set)	0.0000					
18.9	Handbooks to schools	0.0000					
18.10	Counseling of parents	0.0000					
18.11	TA/DA for ID staff	0.1500					

18.12	Construction of ramps, Handrails, learning corners and special toilet for the children with special needs.	0.2000	20	20	-	4.00	
18.13	Academic structure to provide resource support to children with special need	0.1000	20	20	-	2.00	
18.14	Preparation of activity bank for disabled children	1.5000					
18.15	Orientation of EGS instructors for IED	0.0000					
18.16	Friendly support to disabled children at school	0.0000					
18.17	Preparation of TLM for children with special needs	0.0000					
18.18	Observation of enrolment week and "world disability day".	0.0000					
18.19	45 day training to selected teachers on foundation course on IED (one teacher for each school) @Rs. 70/-P. Day	0.0000	1663	780	45 days	24.57	
18.20	Opening of special schools	0.0000					



18.21	Equipment for Resource rooms	2.5000					
18.22	Teachers Training on IED	0.1400					
18.23	Training of Master Trainers on IED	0.1000					
18.24	Booklets posters learners on IED	0.1000					
18.25	Development of Self learning materials @ 50/- per IED	0.0000	500	500	0.05	0.025	
	<b>Total</b>					<b>43.995</b>	
19.	Media						
19.1	Media equipments at block level (per block)	0.3000					
19.2	Leaflets for spreading awareness for education per block	0.0550	14 Block	7 Block	-	0.35000	
19.3	Traditional folk media activities promoting awareness (per block)	0.0500					
19.4	Sharing workshop and dissemination fo educational information (per block)	0.1000					
19.5	Block specific annual report of progress	0.0800	14 Block	14	-	1.1200	

19.6	Rural reporters meet	0.0250				
19.7	PAS at DPO	0.5000				
19.8	Visual /video shows, radio talk, seminars	0.5000				
19.9	Posters and hoarding (per block)	0.5000				
19.10	Distnct level convention for PRIs and functionaries	0.5000				
19.11	Newsletter publication	0.1000				
19.12	Publication of annual report	0.2000				
	<b>Total</b>				<b>1.47000</b>	
20	Community Mobilisation & Training					
20.1	2 day orientation programmed for VECs (funcitons of VECs and community participation rules 2000 ) atleast 5 schools to be covered at one time.	0.0300	2378	700		2.100
20.2	MTA self help group and lady PRI memebtrs meeting at G level (50 memebtrs 1 day)	0.0150				
20.3	Women convention at block level	0.2500				

20.4	Maa Jhee mela (for a batch of 60 mother at GP level 1 day)						
20.5	Gender sensitisation programs for teachers, administrators, CRCC, BRCC and community leads (for a batch of 60 at GP level)	0.0200					
20.6	Enroiment drve in feeder villages/ habitations (per school)	0.0050	2378	700		0.350	
20.7	Community sensitisation programmed "NAND" (per block)	2.0000	14	14		28,000	
20.8	Interaction between village and GP core planning members. cluster resource groups (per GP0	0.0100					
20.9	Wall painting in selected schools	0.0150					
20.10	Special inteaction programme between parents of first generaiton leaners and local resource group at cluster level ( to facility monthly meeting (80-100 parents)	0.0240					

20.11	Mass campaign like health awareness drive, observance of literacy day, pada yatra, rallies etc. (any 5 in a year block/cluster level)	0.0100	200 cluster	200	-	2.000	
20.12	Publication of Paribartan	0.0000					
20.13	Constitution of VECs according to guidelines presentation of women and focus deprived group) primary/upper primary	0.1050					
20.14	Pamphlets, posters, folders, banners calenders, leaflets (as a group of 1000)	2.0000					
20.15	Audio/viedio cassettes on NINAD and other programmes	0.1000					
22.12	Publication & Circulation of monthiyu newsletter 'PARIBARTAN' (each issue of 4000 copies) @ Rs. 40/- per book	1.6000					
22.13	Organisation of health awareness programme, literaracy day, celebration of national days etc. at school and EGS centers	0.0100	2878	2878	-	28.780	

23.12	Field visit of VEC to other district (50 person @ 500/-)	0.2500					
	<b>Total</b>					61.230	
24	Research & Evaluation						
24.1	Academic assessment of students (GP Wise)	0.0200	342	342	-	6.840	
24.2	Capacity development of Research Institute	1.0000					
24.3	Baseline Assessment study (primary) including End period	0.2500					
24.4	Baseline Assessment study Upper primary including end period	0.2500					
24.5	Indepth studies (subjects)	0.2000					
24.6	DRG Training on Action Research Project (3 days) at district	0.0840	07	07	-	0.084	
24.7	Preparation of teacher profile per block	0.1500					
24.8	Diagnostic study for teachers (pry) per block	0.3000					

24.9	Diagnostic study for teachers (Upp.pry) per block	0.3000					
24.10	Analysis of household survey and sharing per GP	0.1500					
24.11	Sharing of Research Times	0.5000					
24.12	Evaluation studies for project	0.3000	14	14	-	4.200	
24.13	Review of the progress by national review mission, state review mission.	2.0000					
24.14	Monitoring and supervision at District level	3.0000	01	01	-	3.000	
24.15	Micro Planning in selected education all deprived areas (per GP)	0.0500					
24.16	Orientation in the Planning Process to the resolute group (per Block)	0.0500	14	14		0.700	
24.17	Training of Headmasters Sis and administrative functionaries on management	0.0840	2438	100	-	0.840	
	<b>Total</b>					<b>15.664</b>	

25	Distance Education						
25.1	Orientation of DIE/ST school, HMs, Sis, BRC, selected CRC (1day)	0.1000					
25.2	Workshop on use of distance learning materials (1 day)	0.0300					
25.3	Printing and distribution of self instructional materials (primary ) (Per teacher Rs. 100/-)	0.0010					
25.4	Printing and distribution of SIM for upper primary (per teacher Rs. 150)	0.0015					
25.5	Radio shows (per year)	0.1500					
25.6	TV shows (per year)	0.3000					
25.7	Teleconferencing programmes (all types)	0.1500	03	03	-	0.450	
25.8	Equipment for Teleconferencing	1.0000					
25.9	Materials development for VDO programme	1.5000					
25.10	Photography Documentation	0.1000				0.1000	
25.11	Preparation of audio scripts	0.1000				0.1000	
	<b>Total</b>					<b>0.65000</b>	
26	Management Information System						
26.1	MIS Equipment to the cell including softwares and training.	10.0000					
	<b>Grand Total</b>					<b>783.536</b>	







1.22	Hiring of experts on pedagogy, community involvement, documentation, finance, participatory planning, management, special focus groups and others as required	5.0000	5.00	1yr	5.0	1yr													10.00
1.23	Rent, Electricity charge for DPO	0.500	.500	01	.500	1yr	0.500	1yr	0.500	1yr	0.500	1yr	0.500	1yr	0.50	1yr	0.50	1yr	4.00
1.24	Books and journals for DPO	0.02	0.02	01	0.20	1yr	0.20	1yr	0.20	1yr	0.20	1yr	0.20	1yr	0.20	1yr	0.20	1yr	0.14
1.25	Consultancy		0.25	01	0.25	1yr	0.25	1yr	0.25	1yr	0.25	1yr	0.25	1yr	0.25	1yr	0.25	1yr	2.00
1.26	Salary of Data Entry Operator	0.7200	0.72	01	0.72	1yr	0.72	1yr	0.72	1yr	0.72	1yr	0.72	1yr	0.72	1yr	0.72	1yr	5.76
1.27	Peon - 1	0.0400	0.24	01	0.24	1yr	0.24	1yr	0.24	1yr	0.24	1yr	0.24	1yr	0.24	1yr	0.24	1yr	1.92
1.28	Sweeper-cum-watchman (1)	0.0400																	
1.29	Salary of Driver	0.7200																	
1.30	Steno-1	0.0800			0.08	1yr	0.08		0.08	1yr	0.08	1yr	0.08	1yr	0.08	1yr	0.08	1yr	0.56
1.31	Purchase of vehicle for DPO	5.0000																	
1.32	POL for 2 DPO vehicle	1,2000	0.40																
1.33	Salary of Office Secretary	0.9600																	
1.34	Salary of Contingent Mania	0.4800	0.48	01	0.48	1yr	0.48		0.48	1yr	0.48	1yr	0.08	1yr	0.08	1yr	0.08	1yr	3.84
1.35	Mobile health van	3.0000	-	-															
	TOTAL		32.46		72.21		72.21		67.21		67.21		67.21		48.61		486.1		475.67











6.2	20, 30 & 60 @ 70 per day Teacher training on new pedagogy	0	0.196	01	84.0	6824	124.208	8024	116.506	8224	119.357	8425	117.95	8424	07.95	8425	117.95	8425	19.600
6.3	Training to BRG on teachers training (UP for 7 days 40 members)	0.1960	2.940	15	0.196		0.196		0.196		0.196		0.196		0.196		0.196		1.568
6.4	7 days Teacher training (upper primary) on new pedagogy	0.1960	0.140	01	2.940	15	2.940	15	2.940	15	2.940	15	2.940	15	2.940	15	2.940	15	23.52
6.5	TLM workshop at District level (5 days) 40 members	0.1400	5.880	42	0.14	01	0.14	01	0.14	01	0.14	01	0.14	01	0.14	01	0.14	01	1.12
6.6	TLM workshop at block level (5 days) 40 members	0.1400			1.96	14	1.96	14	1.96	14	1.96	14	1.96	14	1.96	14	1.96	14	13.72
6.7	Training on learners evaluation (5 days 40 members)	0.1400																	
6.8	Training on learners evaluation upper primary (5 days 40 members)	0.1400																	
6.9	Training on english language EVS and mathematics (3 days for 3 each subject) 40 members)	0.0840	0.196	01	0.42	35	0.42	05	0.42	05	0.42	05	0.43	05	0.43	05	0.43	05	2.94
6.10	Training to BRG (pedagogy) on teachers training (7 days 40 members)	0.1960	9.744		0.196	01	0.196	01	0.196	01	0.196	01	0.196	01	0.196	01	0.196	01	1.568
	<b>TOTAL</b>				90048		130.206		128.89		125.405		124.008		122.284		122.244		844.839











21.1	Camps school provisions for out of school children to get primary education (non res) per child Rs.150/- and Rs.2000/- to instructors. 40 children and 6 month courses	0.1800	10.800		18.000	100	36.000	200	36.000	200	18.00	100	18.000	100						118.800
21.2	Camps school provisions for out of school children to get upper primary education (non res) per child Rs.150/- and Rs.2000/- to instructors. 40 children and 6 month courses	0.1800	3.600		18.000	100	36.000	200	36.000	200	18.00	100								111.6
21.3	Training to Gurujees/Educated volunteers (40 members 30 days)	0.8400	10.50	28 camp	10.5	125	10.5	125	10.5	125	10.5	125	10.5	125	10.5	125	10.5	125	85.00	
21.4	SIG to EGS primary schools	0.0200																		
21.5	SIG to EGS upper primary schools	0.0300		500																
21.6	Adolescent Girls camps primary (non res) each child Rs.200/- ad Rs.2000/- to instructors. 40 children and 6 month courses	0.2000	5.60		5.6	28	5.6	28	5.6	28	5.6	28	5.6	28						33.6

















17.1	Training to select anganwadi workers on preschool education (3days)	0.0840	0.00		0.420	5	0.420	5	0.420	5	0.420	5	0.420	5	0.420	5	0.420	5	2.94*
17.2	Inception study on preschool education and health in the district.	0.3000		50															
17.3	Formation and orientation to DRG (ECCE) (40 members, 2 days)	0.0600		1752															
17.4	Opening of new ECCE centres (Salary and contingencies)	0.1200		1752															
17.5	Orientation to CDPO/supervisors and selected NGOs	0.3000	-	300		0.30	01					0.30	01						60**
17.6	Toys and learning materials to AWCs/ECCE	0.0050	-		1.760														7.76
17.7	Handbook on Preschool to AWWs/ECCE	0.0020	-		3.504	1752													3.504
17.8	Meeting of MTAS, lady PRIs and AWWs on health, education matters (at GP level)	0.0050	-		1.500	3000													1.500
17.9	Lm grant to AW centers/ECCE	0.0300																	
	Total				7.184		0.72		0.42		0.42		0.72		0.42		0.42		10.004

18.	Integrated Education for Disabled			14 x3															
18.1	Disability survey in blocks (including printing of formats)	1.0000																	
18.2	Training regarding disability survey	0.0000		16210															
18.3	Capacity building of 3 member block resource group IED	0.2000	8.4		8.4	42													8.4
18.4	Salary of IED teachers	0.0800																	
18.5	Equipment for identified disabled children	3.0000	5.000		3.000	600	3.00	600	3.00	600	3.00	600	3.00	600	5.00	1000	5.00	1000	25.000
18.6	Theme based camps	0.1000																	
18.7	Medical assessment camps																		
18.8	Instructional materials to BRC, CRC (Set)	0.0000																	
18.9	Handbooks to schools	0.0000		20															
18.10	Counseling of parents	0.0000		20															
18.11	TA/DA for ID staff	0.1500																	
18.12	Construction of ramps, Handrails, learning corners and special toilet for the children with special needs.	0.2000	4.00		10.00	50	10.00	50	10.00	50	10.00	50	10.00	50					54.000





















CONSOLIDATED STATEMENT SSA/PLAN 2002-2003, CUTTACK

Sl.No.	Name of the Activities	2002-2003		2003-2004		2004-2005		2005-2006		2006-2007		2007-2008		2008-2009		2009-2010		Total	Percentage
		Fin	Percent	Fin	Phy	Fin	Phy	Fin	Phy	Fin	Phy	Fin	Phy	Fin	Phy	Fin	Phy		
1.	Project managed	32.40	4.48%	72.21		72.21		67.21		67.21		67.21		48.61		48.61		475.67	2.69%
2.	Civil Work	235.35	32.53%	1173.75		1041.25		1070.25		802.01		610.25		448.25		448.25		5829.36	32.88%
3.	Quality improvement e-learning management	3.50		3.50		6.50		1.76		0.50		0.50		0.50		0.50		17.26	
	B- Planning for pedagogical improvement	53.292		34.5884		34.58		34.58		34.58		34.58		34.58		34.58		295.3604	
	C- Cluster Resource Centre	11.000		86.348		80.58		80.58		80.58		80.58		80.58		80.58		580.828	
	D-Teachers Training	9.744		98.048		130.256		120.89		125.405		124.008		122.244		122.244		844.839	
	E-Quality	110.155		730.529		424.119		430.819		438.099		470.589		473.289		555.879		3693.478	844.839
	F- Others	29.486		374.986		446.986		554.986		601.066		601.066		601.066		601.066		3818.788	
	Total	217.177	30%	1245.7994		1008.613		1118.573		1170.673		1203.163		1285.863		1283.463		9182.4734	51.89%
4.	Education for out of School Children	103.300	14.28%	227.45		263.45		260.20		221.45		201.70		174.00		176.00		1629.55	9.21%
5.	Innovation A-SCST. Edn	1.00		4.50		3.00		3.00		3.00		3.00		3.00		3.00		25.00	
	B- Girls edu.	11.3		15.10		15.10		12.40		11.00		6.50		6.50		6.50		84.48	
	E-EC	-		7.184		0.42		0.42		0.72		0.42		0.42		0.42		10.884	
	Total	12.300	1.7%	26.784		20.02		15.82		14.72		9.92		9.92		9.92		119.404	0.68%
6.	LED	43.995	6.09%	34.865		25.934		13.025		12.725		13.365		5.025		5.25		160.274	0.9%
7.	MEDIA	1.740	0.2%	8.47		2.52		2.52		2.52		1.82		1.82		1.82		22.96	0.13%
8.	Community Mobilisation	61.230	8.4%	44.85		13.35		9.35		4.45		4.45		2.10		2.10		141.88	0.8%
9.	Research & Evaluation	15.664	2.16%	18.324		16.304		14.124		14.124		14.124		14.124		14.124		120.822	0.68%
10.	Banner Edu.	0.65	0.09%	10.65		0.20		0.20		0.20		0.20		0.20		0.20		12.5	0.07%
	Total																	17894.893	

NIEPA DC



D11720