



HARYANA BUDGET

AT A

GLANCE

हरियाणा बजट

एक दृष्टि में

1991-92

FINANCE DEPARTMENT

वित्त विभाग

GOVERNMENT OF HARYANA

हरियाणा सरकार

NIEPA DC



D015892

- 5450 v. 3
352.1252
HAR - H

Sub. National Systems Unit
National Institute of Educational
Administration
17, B. Street, New Delhi-110016
Date: 3-9-99



HARYANA BUDGET

AT A

GLANCE

हरियाणा बजट

एक दृष्टि में

1991-92

FINANCE DEPARTMENT

वित्त विभाग

GOVERNMENT OF HARYANA


हरियाणा सरकार

CONTENTS

	<i>Pages</i>
1. (a) Consolidated Fund of the State (1991-92)	.. 1
(b) Haryana Budget, 1991-92	.. 2
REVENUE ACCOUNT	
2. Receipts and Expenditure, 1991-92 (Overall)	.. 4
3. Receipts and Expenditure, 1991-92	.. 6
4. Revenue from Taxes and Duties, 1991-92	.. 8
5. Tax Collection Charges to Tax Receipts	.. 10
6. Expenditure on Social and Economic Services	.. 12
7. Debt Services, 1991-92	.. 14
CAPITAL ACCOUNT	
8. Capital Expenditure, 1985-86 to 1991-92	.. 16
9. Public Debt and Loans and Advances by the State Government from 1985-86 to 1991-92	.. 18
PLAN EXPENDITURE	
10. Actuals of 5th and 6th Five Year Plans	.. 20—22
11. Annual Plan for 1991-92	.. 24—26
12. (a) State Income and <i>per Capita</i> Income (at 1980-81 Prices)	.. 28
(b) State Income and <i>per Capita</i> Income (at Current Prices)	.. 28
विषय सूची	
	पृष्ठ
1. (क) राज्य भुगतानों की समेकित निधि (1991-92)	.. 1
(ख) हरियाणा बजट, 1991-92	.. 2
राजस्व लेखा	
2. प्राप्तियां तथा खर्च, 1991-92 (समूचा)	.. 4
3. प्राप्तियां तथा खर्च, 1991-92	.. 6
4. करों तथा शुल्कों से राजस्व, 1991-92	.. 8
5. कर एकत्र करने का प्रभार का कर प्राप्तियों से अनुपात	.. 10
6. सामाजिक एवं आर्थिक सेवाओं पर खर्च	.. 12
7. ऋण सेवाएं, 1991-92	.. 14
पंजीगत लेखा	
8. पंजीगत खर्च, 1985-86 से 1991-92	.. 16
9. 1985-86 से 1991-92 तक राज्य सरकार द्वारा सार्वजनिक ऋण, कर्ज तथा पेशगियां	.. 18
योजनागत खर्च	
10. 5वीं तथा 6वीं पंच-वर्षीय योजनाओं के वार्षिक आंकड़े	.. 20-22
11. वर्ष 1991-92 के लिये वार्षिक योजना	.. 24-26
12. (क) राज्य आय तथा प्रति व्यक्ति आय (1980-81 के मूल्या के आधार पर)	.. 28
(ख) राज्य आय तथा प्रति व्यक्ति आय (वर्तमान मूल्यों पर)	.. 28

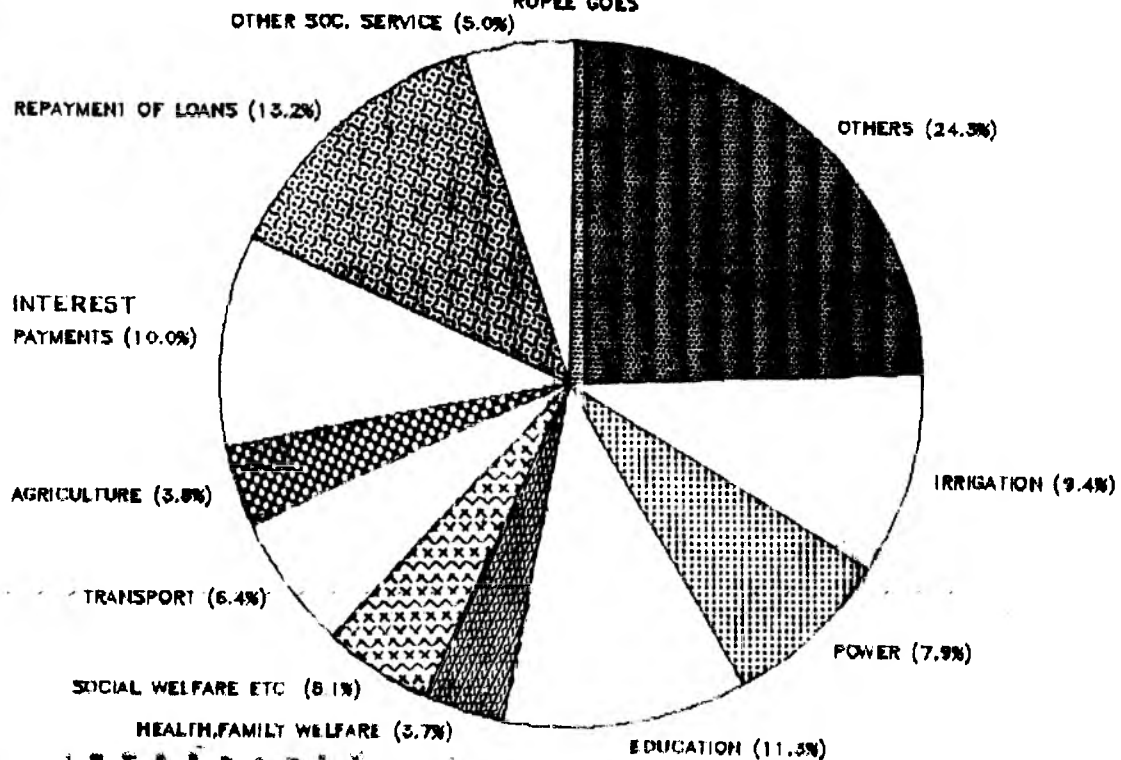
CONSOLIDATED FUND OF THE STATE(1991--92)

RUPEE COMES



CONSOLIDATED FUND OF THE STATE(1991-92)

RUPEE GOES



हरियाणा बजट, 1991-92
THE HARYANA BUDGET, 1991-92

समूचा बजट, 1991-92
OVERALL BUDGET, 1991-92

राजस्व, पूंजीगत तथा लोक लेखा
REVENUE, CAPITAL AND PUBLIC ACCOUNT

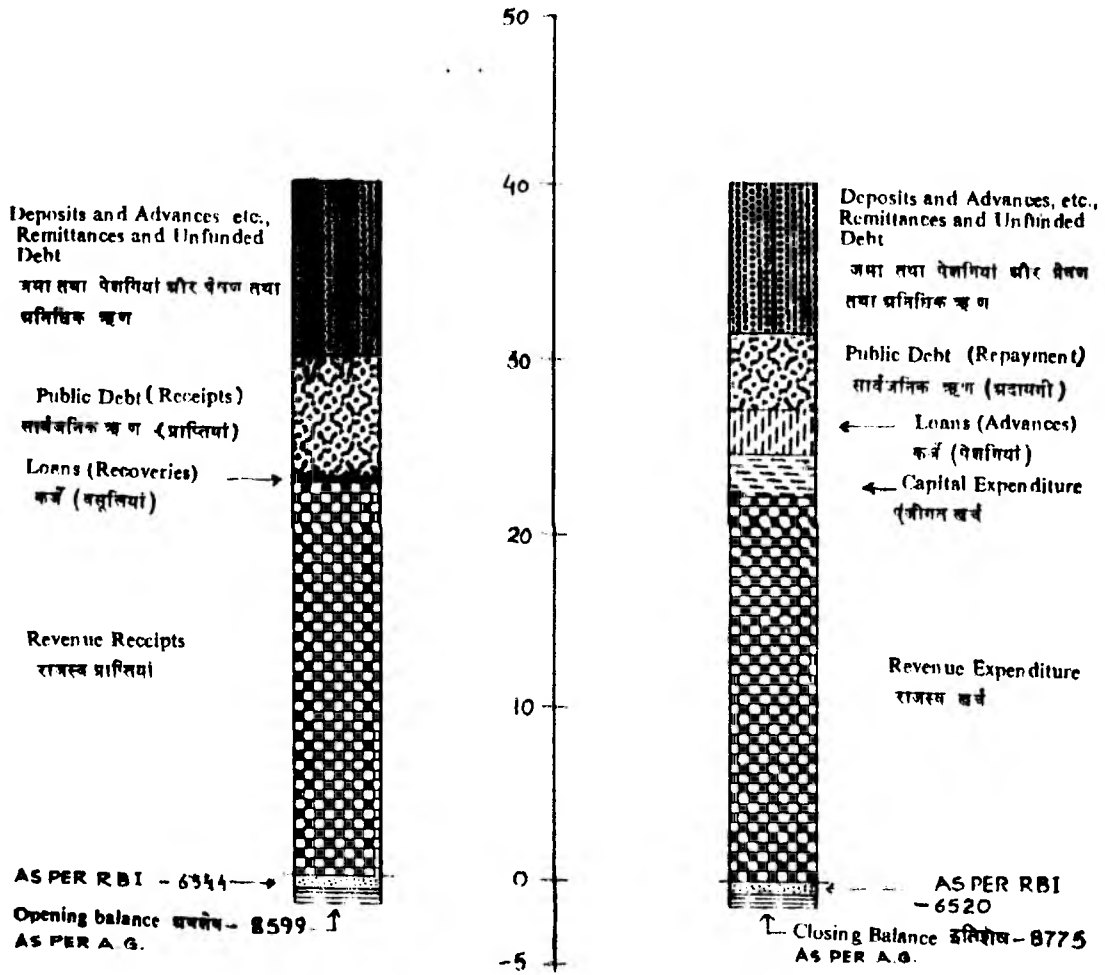
(रुपये लाखों में)
(Rupees in lakhs)

आय Income		खर्च Expenditure
(1) Opening Balance अथर्वशेष		(1) Revenue Expenditure राजस्व खर्च 23,05,32
(a) As per A.G.	(—)85,99	
(b) As per R.B.I.	(—)63,44	
(2) Revenue Receipts - राजस्व प्राप्तियां 22,57,19		(2) Capital Expenditure पूंजीगत खर्च 1,79,34
(3) Loans (Recoveries) कर्ज (वसूलियां) 30,70		(3) Loans (Advances) कर्ज (पेशगियां) 2,47,03
(4) Public Debt (Receipt) सार्वजनिक ऋण (प्राप्ति) 7,31,48		(4) Public Debt (Repayment) सार्वजनिक ऋण (अदायगी) 4,14,14
(5) Deposits and Advances etc., Remittances and Unfunded Debt 12,16,83 जमा तथा पेशगियां इत्यादि प्रेषण तथा अनिधिक ऋण		(5) Deposits and Advances, etc., Remittances and Unfunded Debt 10,92,13 जमा तथा पेशगियां इत्यादि प्रेषण तथा अनिधिक ऋण
		(6) Inter-State Settlement अन्तरराज्य निपटान —
		Total जोड़ 42,37,96
		Closing Balance इति शेष
		(a) As per A.G. (—)87,75
		(b) As per R.B.I. (—)65,20
Total जोड़ 42,36,20		Total जोड़ 42,36,20

* The totals are as per balance of A.G., Haryana.

समूचा बजट OVERALL BUDGET

1991-92



रुपये लाखों में

(Rs IN LAKHS)

राजस्व लेखा
REVENUE ACCOUNT
1991-92

(रुपये लाखों में) (Rupees in lakhs)

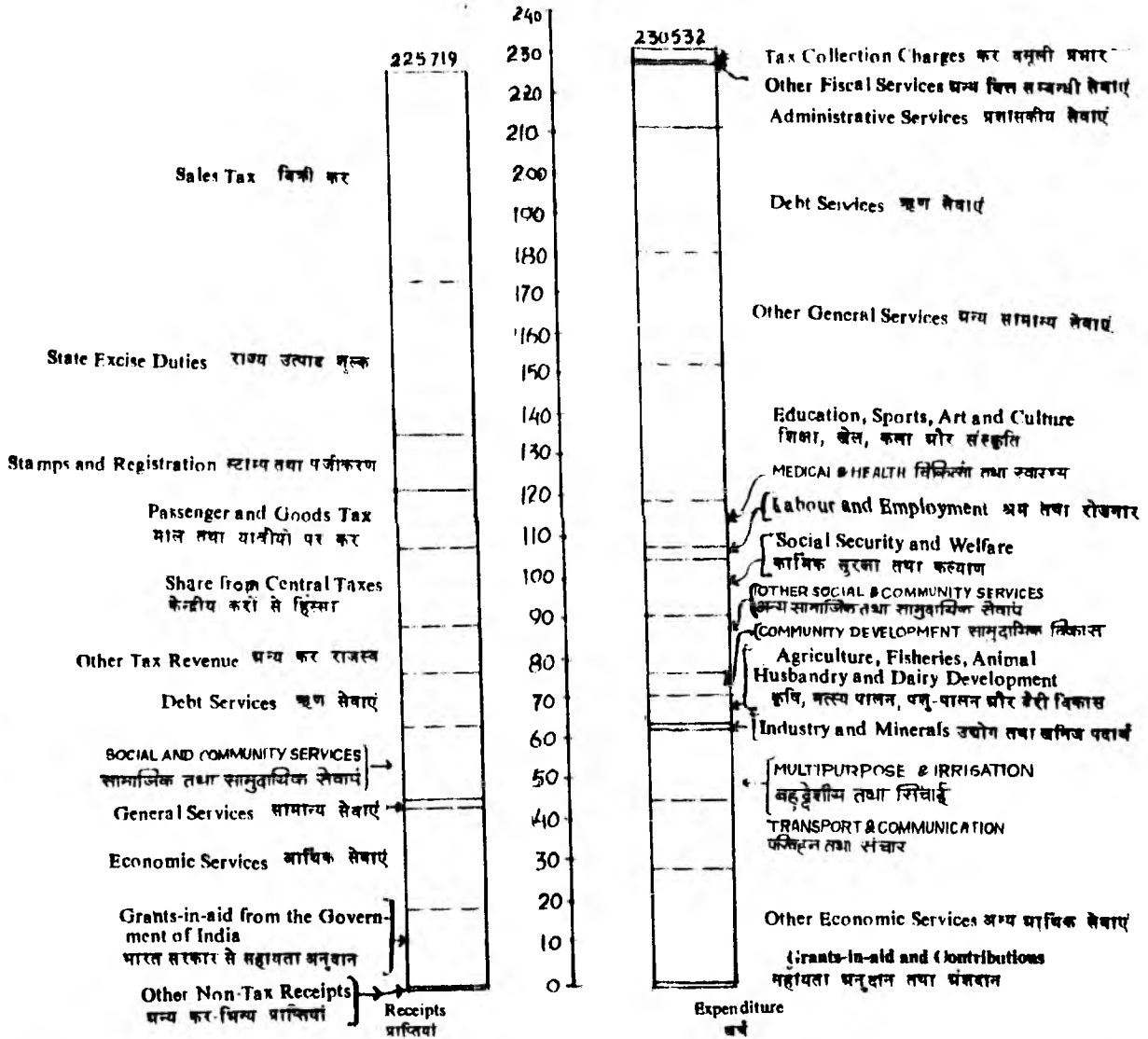
प्राप्तियां Receipts		खर्च Expenditure	
I Tax Revenue— कर राजस्व—		I Fiscal Services— वित्त सम्बन्धी सेवाएं—	
(1) Sales Tax विक्री कर	5,53,86	(1) Tax Collection Charges कर वसूली प्रभार	22,09
(2) State Excise Duties राज्य उत्पाद शुल्क	3,52,27	(2) Other Fiscal Services अन्य वित्त सम्बन्धी सेवाएं—	54
(3) Stamps and Registration स्टाम्प तथा पंजीकरण	1,23,80	II General Services— सामान्य सेवाएं—	
4) Passenger and Goods Tax माल तथा यात्रियों पर कर	1,41,89	(1) Administrative Services प्रशासकीय सेवाएं	1,63,82
(5) Share from Central Taxes केन्द्रीय करों से हिस्सा	2,01,48	(2) Debt Services ऋण सेवाएं	3,15,13
(6) Other Tax Revenue अन्य कर राजस्व	1,05,94	(3) Other General Services अन्य सामान्य सेवाएं	2,75,65
Total जोड़	14,79,24	III Social Services— सामाजिक सेवाएं—	
		(1) Education, Sports, Art and Culture शिक्षा, खेल, कला और संस्कृति	3,44,07
		(2) Health and Family Welfare स्वास्थ्य तथा परिवार कल्याण	1,07,58
		(3) Labour and Employment श्रम तथा रोजगार	21,21
		(4) Social Security and Welfare कामिक सुरक्षा तथा कल्याण	1,46,07
		(5) Other Social Services अन्य सामाजिक सेवाएं	1,34,20
II Non-Tax Revenue कर-भिन्न राजस्व—		IV Economic Services - आर्थिक सेवाएं—	
(1) Debt Services ऋण सेवाएं	1,39,30	(1) Rural Development ग्रामीण विकास	63,16
(2) General Services सामान्य सेवाएं	1,80,64	(2) Agriculture, Fisheries, Animal Husbandry and Dairy Development कृषि, मत्स्य पालन, पशु-पालन और डेरी विकास	68,80
(3) Social Services सामाजिक सेवाएं	24,98	(3) Industry and Minerals उद्योग तथा खनिज पदार्थ	19,96
(4) Economic Services आर्थिक सेवाएं	2,34,21	(4) Irrigation and Flood Control मिचवाई तथा बाढ़ नियन्त्रण	1,67,82
(5) Grants-in-aid from the Govern- ment of India भारत सरकार से सहायता अनुदान	1,97,84	(5) Transport परिवहन	1,83,00
(6) Other Non-Tax Receipts अन्य कर-भिन्न प्राप्तियां	98	(6) Other Economic Services अन्य आर्थिक सेवाएं	2,60,74
Total जोड़	7,77,95	V Grants-in-aid and Contributions सहायता अनुदान तथा अंशदान	
			11,48
Grand Total कुल जोड़	22,57,19	Total जोड़	23,05,32

हरियाणा बजट

THE HARYANA BUDGET

REVENUE ACCOUNT राजस्व लेखा

1991-92



RUPEES IN LAKHS

राजस्व लेखा
REVENUE ACCOUNT

प्राप्तियां तथा खर्च
RECEIPTS AND EXPENDITURE

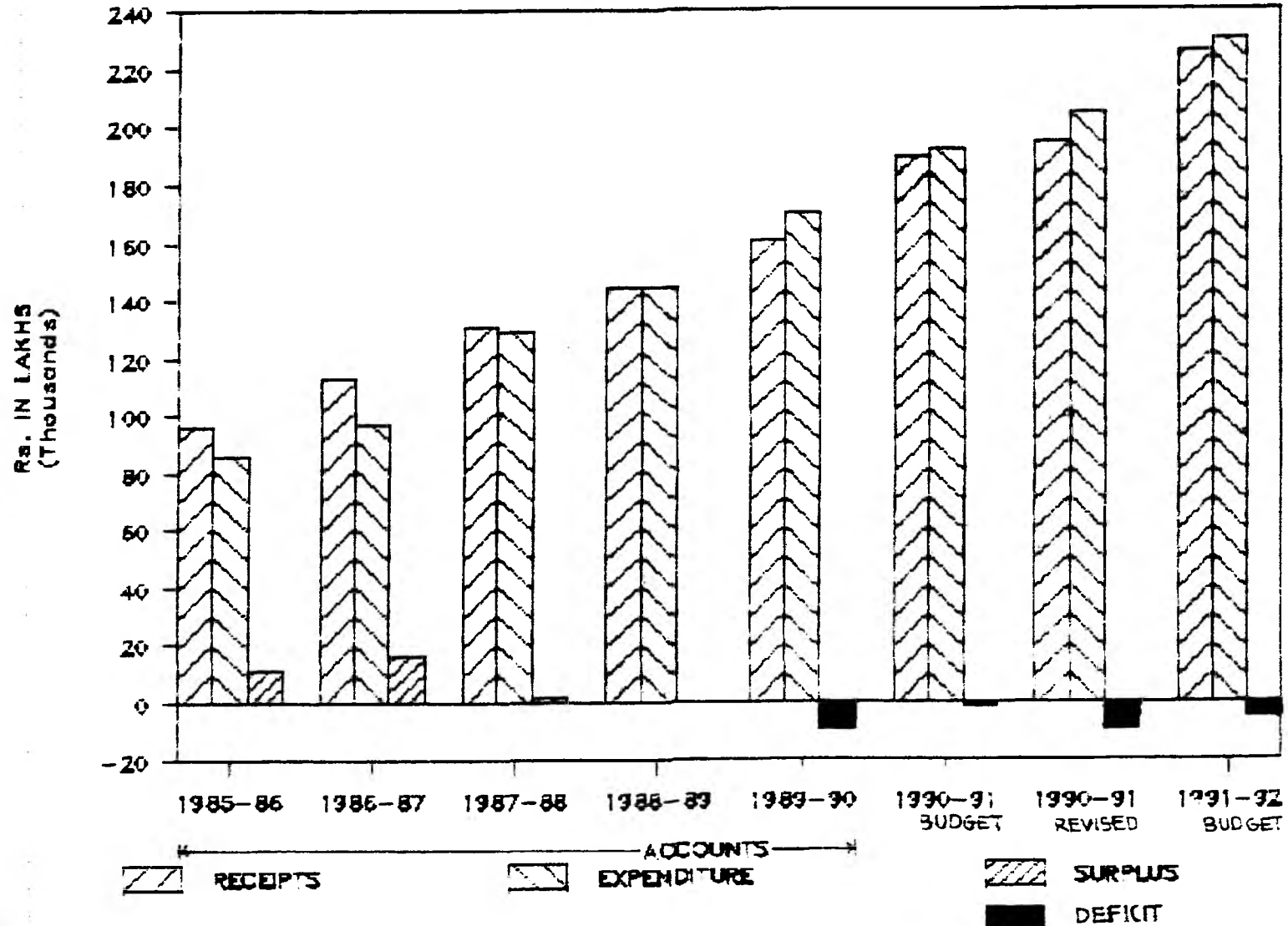
(रुपये लाखों में)
(Rupees in lakhs)

वर्ष Year	प्राप्तिया Receipts	खर्च Expenditure	बचत Surplus (+) वाटा Deficit (—)
1985-86 (Accounts) (लेखे)	9,60,34	8,54,22	+1,06,12
1986-87 (Accounts) (लेखे)	11,30,17	9,67,36	+1,62,81
1987-88 (Accounts) (लेखे)	13,03,84	12,87,48	+16,36
1988-89 (Accounts) (लेखे)	14,41,08	14,42,93	—1,85
1989-90 (Accounts) (लेखे)	16,07,24	17,01,73	—94,49
1990-91 (Budget) (बजट)	18,94,14	19,15,98	—21,84
1990-91 (Revised) (संशोधित)	19,46,10	20,43,28	—97,18
1991-92 (Budget) (बजट)	22,57,19	23,05,32	—48,13

प्राप्तियाँ और खर्च

RECEIPTS AND EXPENDITURE

REVENUE ACCOUNT



राजस्व लेखा
REVENUE ACCOUNT

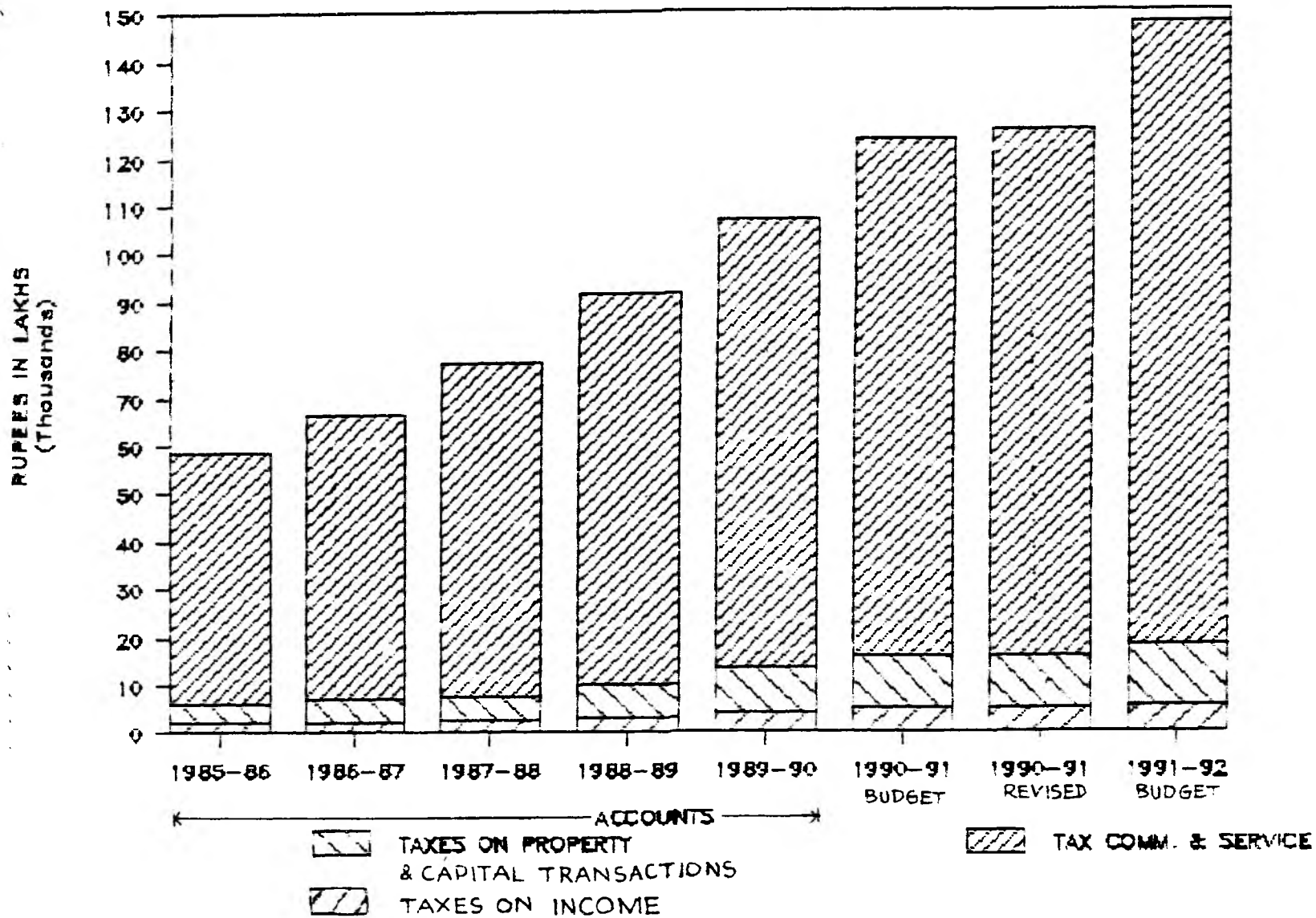
करों तथा-शुल्कों से राजस्व
REVENUE FROM TAXES AND DUTIES

(रुपए लाखों में)
(Rupees in lakhs)

Particulars	1985-86	1986-87	1987-88	1988-89	1989-90	1990-91	1990-91	1991-92
	(Accounts) (लेखे)	(Accounts) (लेखे)	(Accounts) (लेखे)	(Accounts) (लेखे)	(Accounts) (लेखे)	(Budget) (बजट)	(Revised) (संशोधित)	(Budget) (बजट)
	2	3	4	5	6	7	8	9
A. Taxes on Income--								
(i) State Share of Income Tax ..	19,82 (3.38)	23,19 (3.50)	27,69 (3.58)	30,51 (3.33)	42,63 (4.00)	52,68 (4.27)	52,68 (4.20)	58,21 (3.94)
(ii) Profession Tax
Total ..	19,82 (3.38)	23,19 (3.50)	27,69 (3.58)	30,51 (3.33)	42,63 (4.00)	52,68 (4.27)	52,68 (4.20)	58,21 (3.94)
B. Taxes on property and Capital Transactions--								
(i) Estate Duty ..	30 (0.05)	19 (0.03)	(-82) (-0.10)	1 (0.01)
(ii) Land Revenue ..	3,79 (0.64)	2,33 (0.35)	52 (0.07)	73 (0.08)	73 (0.07)	1,00 (0.08)	84 (0.07)	80 (0.05)
(iii) Urban Immovable Property Tax
(iv) Stamps and Registration Fee ..	37,39 (6.37)	45,68 (6.89)	50,23 (6.51)	70,71 (7.71)	92,55 (8.69)	1,02,63 (8.32)	1,06,28 (8.48)	1,23,80 (8.37)
Total ..	41,48 (7.06)	48,20 (7.27)	49,93 (6.48)	71,45 (7.80)	93,28 (8.76)	1,03,63 (8.40)	1,07,12 (8.55)	1,24,60 (8.42)
C. Taxes on Commodities and Services--								
(i) State Excise Duties ..	1,10,96 (18.90)	1,32,74 (20.01)	1,58,54 (20.54)	1,92,87 (21.05)	2,36,68 (22.24)	2,84,89 (23.09)	2,88,75 (23.03)	3,52,27 (23.81)
(ii) State Share of Union Excise Duties ..	65,39 (11.13)	73,83 (11.13)	80,64 (10.45)	90,10 (9.84)	1,11,48 (10.48)	1,31,44 (10.65)	1,31,44 (10.48)	1,43,27 (9.69)
(iii) Sales Tax ..	2,34,35 (39.91)	2,56,24 (38.64)	3,14,93 (40.80)	3,70,56 (40.45)	4,15,18 (39.01)	4,77,00 (38.67)	4,79,32 (38.24)	5,53,86 (37.44)
(iv) Taxes on Vehicles ..	15,01 (2.56)	15,56 (2.34)	16,25 (2.10)	19,11 (2.09)	21,39 (2.01)	22,00 (1.78)	29,96 (2.39)	53,58 (3.62)
(v) Passenger and Goods Tax ..	62,15 (11.27)	73,31 (11.05)	80,65 (10.45)	94,46 (10.31)	1,00,88 (9.48)	1,15,42 (9.35)	1,16,97 (9.33)	1,41,89 (9.59)
(vi) Electricity Duty ..	22,40 (3.81)	27,21 (4.10)	27,67 (3.58)	33,36 (3.64)	29,41 (2.77)	34,00 (2.75)	34,00 (2.71)	38,00 (2.57)
(vii) Other Taxes and Duties ..	11,65 (1.98)	12,78 (1.92)	15,62 (2.02)	13,61 (1.49)	13,29 (1.25)	12,78 (1.04)	13,39 (1.07)	13,56 (0.92)
Total ..	5,25,91 (89.56)	5,91,67 (89.23)	6,94,30 (89.94)	8,14,07 (88.87)	9,28,31 (87.24)	10,77,53 (87.33)	10,93,83 (87.25)	12,96,43 (87.64)
Grand Total ..	5,87,21	6,63,06	7,71,92	9,16,03	10,64,24	12,33,84	12,53,63	14,79,24

N.B.— The figures in brackets indicate relative contribution to the grand total.

कर राजस्व TAX REVENUE

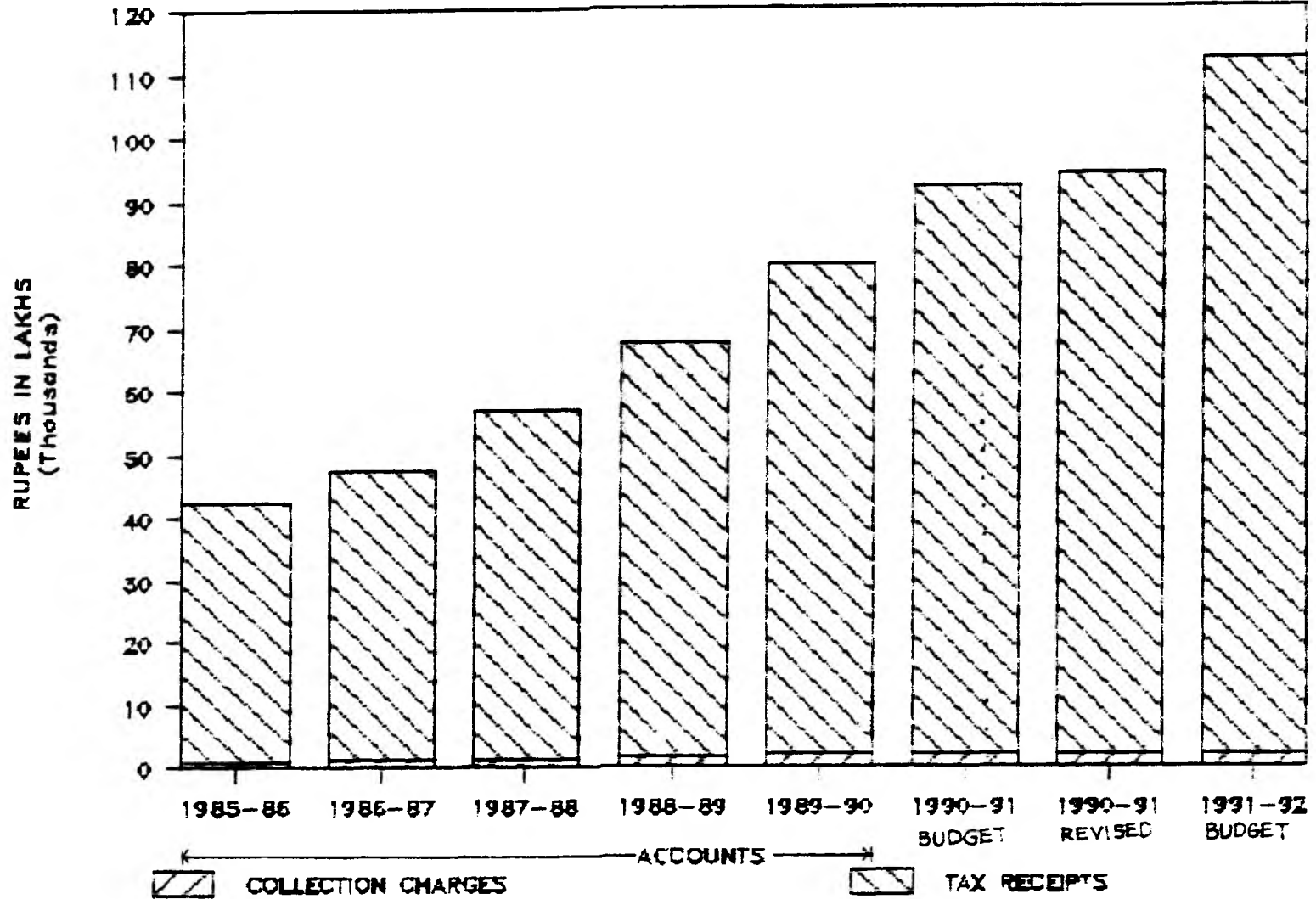


TAX COLLECTION CHARGES TO TAX RECEIPTS

(Rs. in lakhs)

Item	1985-86 (Accounts) (लेखे)	1986-87 (Accounts) (लेखे)	1987-88 (Accounts) (लेखे)	1988-89 (Accounts) (लेखे)	1989-90 (Accounts) (लेखे)	1990-91 (Budget) (बजट)	1990-91 (Revised) (संशोधित)	1991-92 (Budget) (बजट)
J. Tax Receipts—								
Land Revenue	.. 3,79	2,33	53	73	73	1,00	84	80
State Excise	.. 1,10,96	1,32,74	1,58,54	1,92,87	2,36,68	2,84,89	2,88,75	3,52,27
Taxes on Vehicles	.. 15,01	15,56	16,25	19,11	21,39	22,00	29,96	53,58
Sales Tax	.. 2,34,35	2,56,24	3,14,93	3,70,56	4,15,18	4,77,00	4,79,32	5,53,86
Stamps and Registration	.. 37,39	45,68	50,23	70,71	92,55	1,02,63	1,06,28	1,23,80
Other Taxes and Duties	.. 11,65	12,78	15,62	13,61	13,29	12,78	13,39	13,56
Other Taxes on Income and Expenditure
Taxes on Immovable Property other than Agricultural Land
Total Tax Receipts	.. 4,13,15	4,65,33	5,56,10	6,57,59	7,79,82	9,00,30	9,18,54	10,97,87
Total Tax Collection Charges	.. 10,95	12,35	14,94	17,44	19,23	19,29	21,06	22,09
Percentage of Tax Collection Charges on Tax Receipts	.. 2.65	2.65	2.69	2.61	2.47	2.14	2.29	2.01

TAX COLLECTION CHARGES TO TAX RECEIPTS

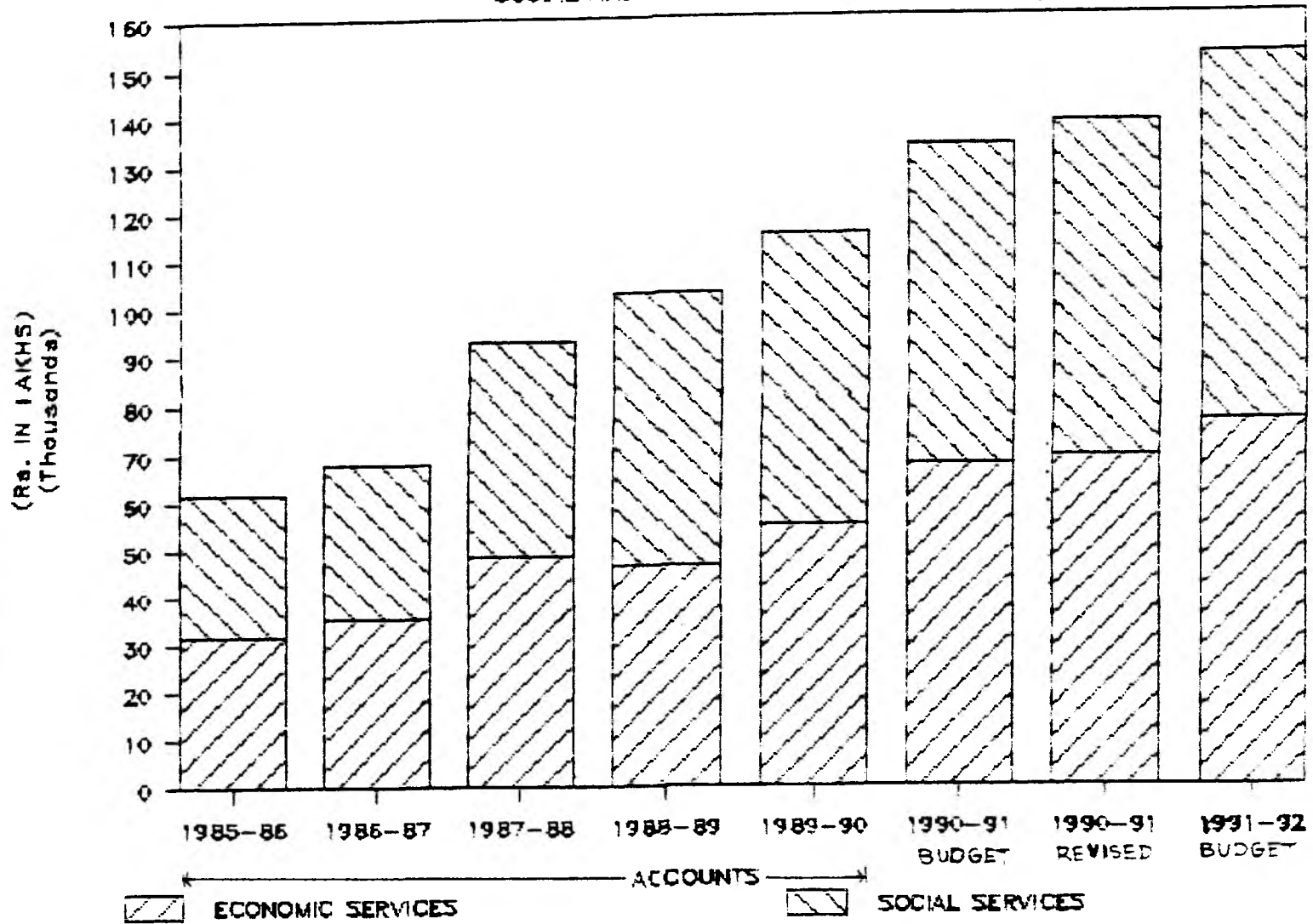


REVENUE EXPENDITURE ON SOCIAL AND ECONOMIC SERVICES

(Rs. in lakhs)

Item	1985-86 (Accounts) (लेखे)	1986-87 (Accounts) (लेखे)	1987-88 (Accounts) (लेखे)	1988 89 (Accounts) (लेखे)	1989-90 (Accounts) (लेखे)	1990-91 (Budget) (बजट)	1990-91 (Revised) (संशोधित)	1991-92 (Budget) (बजट)
I. Social Services—								
Education, Sports, Art and Culture	1,51,73	1,67,07	2,22,34	2,60,31	2,94,83	2,98,83	3,15,04	3,44,07
Health and Family Welfare	53,34	52,33	62,92	70,16	75,27	97,72	91,57	1,07,58
Labour and Employment	7,88	8,58	11,09	13,22	16,27	22,15	19,67	21,21
Others	84,27	95,40	1,51,49	2,22,88	2,16,38	2,41,11	2,67,50	2,80,27
Total (I)	2,97,22	3,23,38	4,47,84	5,66,57	6,02,75	6,59,81	6,93,78	7,53,13
II. Economic Services—								
Crop Husbandry and Fisheries	20,46	21,13	22,61	21,61	25,25	32,90	32,43	38,74
Animal Husbandry	11,59	13,85	20,16	20,31	24,80	27,12	26,39	27,72
Cooperation	3,96	4,28	5,22	5,61	5,84	8,23	30,97	35,28
Industries	7,95	8,22	8,80	11,87	16,19	19,15	17,79	13,96
Rural Development	35,09	41,82	57,92	57,69	57,13	62,77	63,14	63,16
Major and Medium Irrigation	77,61	81,17	86,66	93,90	1,16,12	1,37,95	1,46,16	1,67,82
Transport	94,94	1,02,14	1,17,49	1,29,37	1,42,81	1,53,60	1,64,92	1,83,00
Forestry and Wild Life	16,15	16,61	16,41	20,13	30,17	48,59	41,47	43,22
Others	50,31	62,94	1,46,17	99,59	1,30,92	1,81,01	1,62,39	1,84,58
Total (II)	3,18,06	3,52,16	4,81,44	4,60,08	5,46,23	6,71,32	6,85,66	7,63,48
Total (I and II)	6,15,28	6,75,54	9,29,28	10,26,65	11,48,98	13,31,13	13,79,44	15,16,61

REVENUE EXPENDITURE ON SOCIAL AND ECONOMIC SERVICES



राजस्व लेखा
REVENUE ACCOUNT

ऋण सेवाएं
DEBT SERVICES

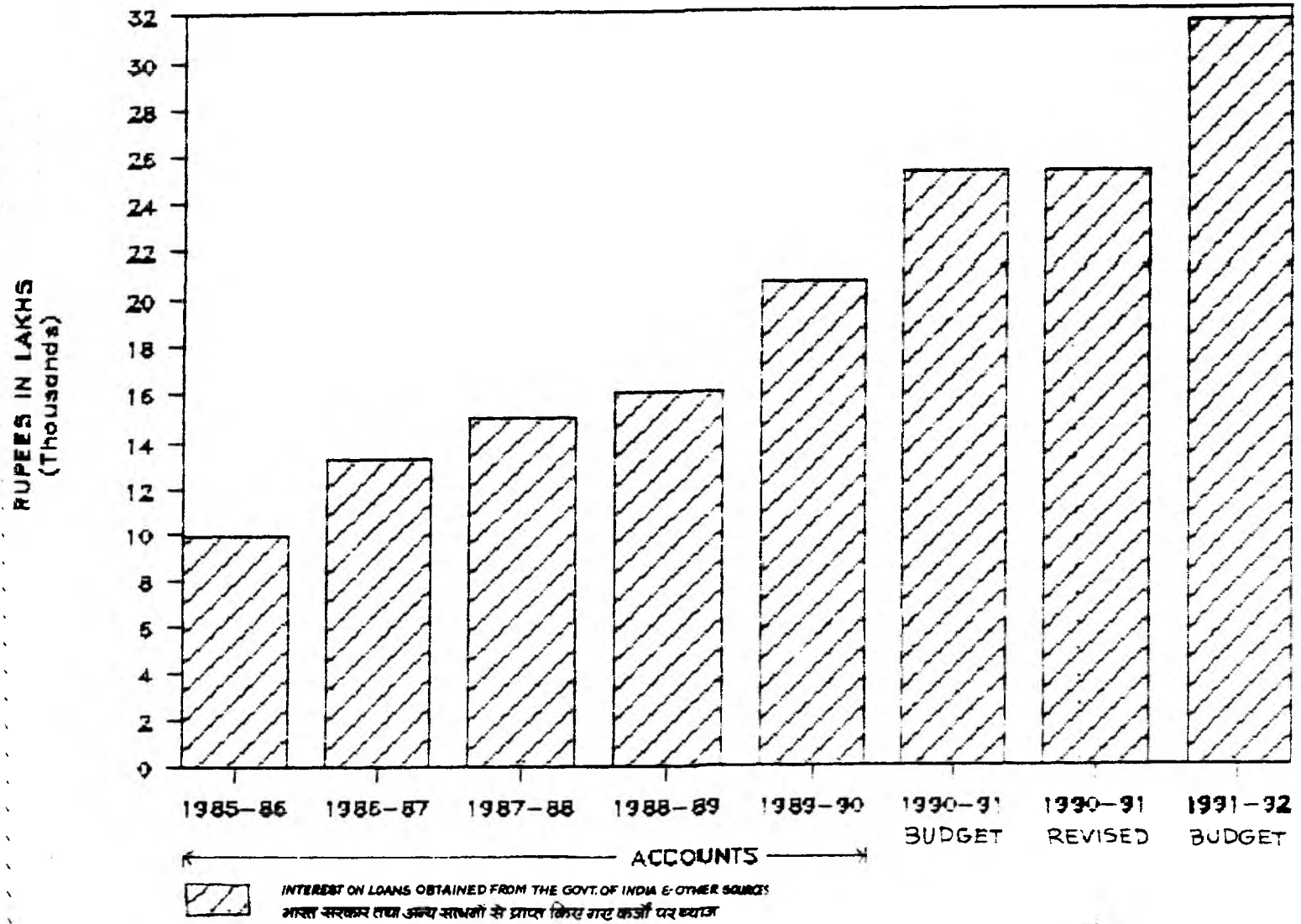
(रुपयें लाखों में)
(Rs. in lakhs)

Particulars	1985-86 (Accounts) (लेखे)	1986-87 (Accounts) (लेखे)	1987-88 (Accounts) (लेखे)	1988-89 (Accounts) (लेखे)	1989-90 (Accounts) (लेखे)	1990-91 (Budget) (बजट)	1990-91 (Revised) (संशोधित)	1991-92 (Budget) (बजट)
I. Interest on—								
(a) Loans obtained from the Government of India and other sources	50,04	77,98	90,84	98,79	1,42,11	1,83,86	1,83,54	2,43,92
(b) Investment in—								
(i) Major and Medium Irrigation	1,71	1,71	1,71	1,71	1,71	1,71	1,71	1,71
(ii) Irrigation	46,51	52,93	57,56	60,06	62,60	66,20	60,20	59,50
Total— I—Interest	98,26	1,32,62	1,50,11	1,60,56	2,06,42	2,51,77	2,51,45	3,15,13
II. Appropriation for Reduction of debts	33

ऋण सेवाओं पर खर्च

EXPENDITURE ON DEBT SERVICES

REVENUE ACCOUNTS

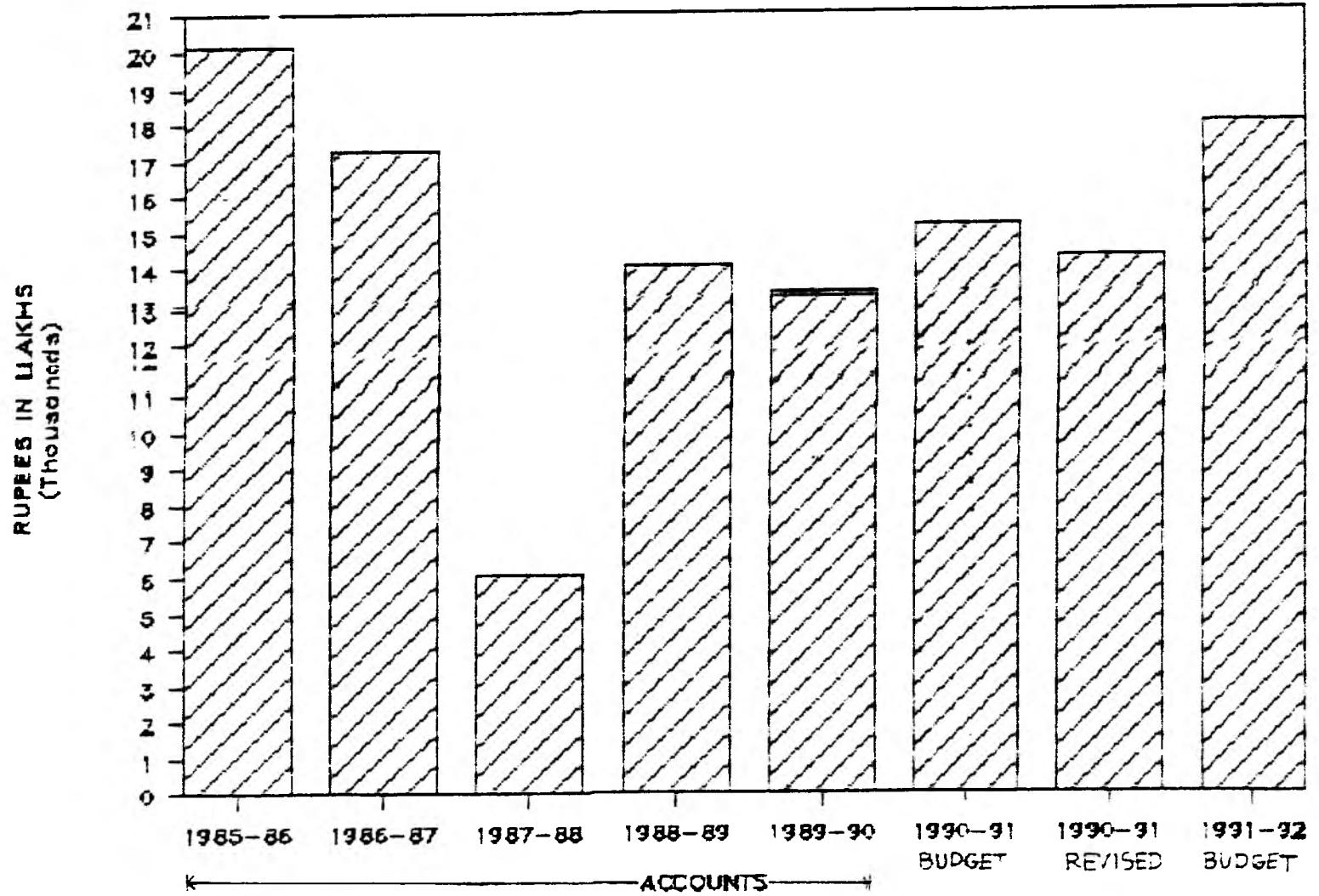


पूंजीगत लेखा
CAPITAL ACCOUNT
(पूंजीगत खर्च)
CAPITAL EXPENDITURE

वर्ष Year	(रुपये लाखों में) (Rs. in lakhs)
1985-86 (Accounts) (लेखे)	2,01,71
1986-87 (Accounts) (लेखे)	1,72,26
1987-88 (Accounts) (लेखे)	60,49
1988-89 (Accounts) (लेखे)	1,40,15
1989-90 (Accounts) (लेखे)	1,32,68
1990-91 (Budget) (बजट)	1,51,26
1990-91 (Revised) (संशोधित)	1,42,62
1991-92 (Budget) (बजट)	1,79,34

पूंजीगत खर्च

CAPITAL EXPENDITURE



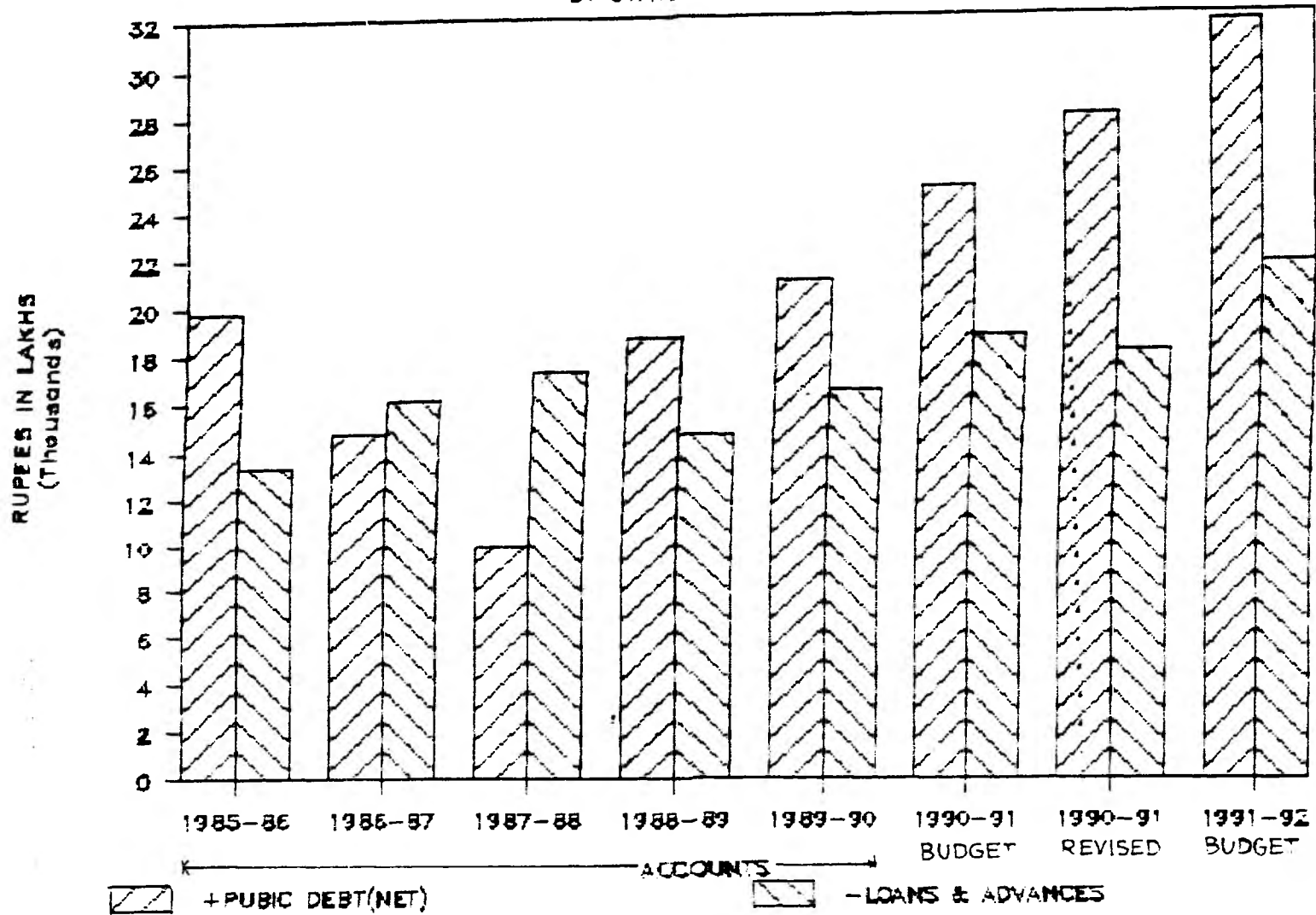
पुंजीगत लेखा
CAPITAL ACCOUNT

राज्य सरकार द्वारा सार्वजनिक ऋण तथा कर्जों और पेशगियों
PUBLIC DEBT AND LOANS AND ADVANCES BY THE STATE GOVERNMENT

रुपयें लाखों में
(Rupees in lakhs)

वर्ष Year	सार्वजनिक ऋण (निवल) Public Debt (Net)	राज्य सरकार द्वारा कर्जों तथा पेशगियों (निवल) Loans and Advances by the State Government (Net)
1985-86 (Accounts) (लेखे)	+1,98,24	-1,33,69
1986-87 (Accounts) (लेखे)	+1,47,83	-1,61,58
1987-88 (Accounts) (लेखे)	+98,98	-1,72,91
1988-89 (Accounts) (लेखे)	+1,87,13	-1,47,00
1989-90 (Accounts) (लेखे)	+2,10,21	-1,64,92
1990-91 (Budget) (बजट)	+2,48,35	-1,86,63
1990-91 (Revised) (संशोधित)	+2,78,92	-1,80,63
1991-92 (Budget) (बजट)	+3,17,34	-2,16,33

राज्य सरकार द्वारा
सार्वजनिक ऋण, कर्जे और पेशगियां
PUBLIC DEBT AND LOANS AND ADVANCES
BY STATE GOVERNMENT



ACTUALS OF 5TH AND 6TH FIVE-YEAR PLANS

(Rs. in lakhs)

Head of Development	Fifth Plan Approved Outlay	1974—79 Actuals	Sixth Plan 1980—85 Approved Outlay	Sixth Plan 1980—85 Actuals
1	2	3	4	5
I. Agriculture—				
(a) Research and Education (Agriculture University) ..	511·77	517·80	1000·00	1266·61
(b) Crop Husbandry (Agriculture Department) ..	803·29	1043·78	5500·00	4340·64
(c) Special Programme for Rural Development—				
(i) S.F.D.A. M.F.A.L. ..	58·70	55·94	..	96·40 13·33
(ii) D.P.A.P. ..	341·80	569·35	2893·00	361·25
(iii) Intensive Integrated Rural Development	12·48	..	1526·44
(iv) D.D.P.	566·54
(v) N.R.E.P.	1050·35
(vi) S.A.M.F.	154·90
(vii) D.W.C.R.A.
(d) (i) Marketing } ..	26·90	28·45	165·00	203·85
(ii) Storage and Warehousing }				
Total (a) to (d) ..	1742·46	2227·80	9558·00	9574·31
2. Land Reforms—				
(i) Land Reforms ..	62·35	58·80	75·00	105·73
(ii) Consolidation of Holdings
3. Soil and Water Conservation—				
(i) Agriculture Department ..	164·24	121·43	800·00	676·93
(ii) Forest Department	49·02	200·00	323·69
4. Area Development—				
Mewat Development Board	500·00	909·17
5. Animal Husbandry ..	374·59	362·63	1100·00	1203·87
6. Dairy Development ..	194·35	167·82	223·00	232·68
7. Fisheries ..	48·94	50·48	195·00	313·39
8. Forests ..	202·20	292·21	1450·00	2230·90
9. Investment in Agricultural Financial Institutions ..	903·81	720·27	1250·00	1077·28
10. Community Development and Panchayats—				
(a) C.D. and N.E.S. ..	144·21	275·04	375·00	468·21
(b) Panchayats ..	20·30	17·62	275·00	338·29

contd--21

ACTUALS OF 5TH AND 6TH FIVE-YEAR PLANS

(Rs. in lakhs)

Head of Development	Fifth Plan Approved Outlay	1974-79 Actuals	Sixth Plan 1980-85 Approved Outlay	Sixth Plan 1980-85 Actuals	
I	2	3	4	5	
(c) Food for Work N.R.F.P.	1000.00	..	
I. Agriculture and Allied Services	..	3857.45	4343.12	17001.00	17454.45
II Co-operation	..	1205.04	1103.82	2680.00	3675.23
Total I & II Agriculture and Allied Services	..	5062.49	5446.94	19681.00	21129.68
11. Multipurpose River Valley projects—	
(a) Irrigation Portion	..	1180.95	1219.20	519.00	704.14
(b) Power Portion	..	7041.54	8423.82	1338.00	2737.00
Total (a) and (b)	..	8222.49	9643.02	1857.00	3441.14
12. Irrigation (Major and Medium)	35706.00	24281.29
13. Minor Irrigation—	11 + 500.00
(i) Agriculture Department	..	100.00	101.23	400.00	766.03
(ii) Irrigation Department	..	355.61	350.62	800.00	669.90
(iii) M.I.T.C.	..	14262.02	14160.79	1171.00	6730.16
14. C.A.D.A	..	235.80	116.57	6405.00	1974.69
15. Flood Control Projects	..	754.76	4145.58	11400.00	7752.40
16. Power Projects	..	16730.51	17702.54	53162.00	45185.00
III. Total—Water and Power Development	..	40661.19	46221.35	110901.00	90800.61
					11 + 500.00
17. Industries	..	1271.46	941.49	3092.00	3126.10
IV. Industries and Minerals	..	1271.46	941.49	3092.00	3126.10
18. Civil Aviation	..	70.52	59.56	200.00	138.65
19. Roads and Bridges	..	2256.65	3444.36	11000.00	7342.28
20. Road Transport	..	2267.83	2205.08	5200.00	4986.95
21. Tourism	..	366.37	349.79	550.00	897.78
V. Total—Transport and Communications	..	4961.37	6058.79	16950.00	13365.66
22. (i) General Education (including Art and Culture)	..	2269.03	2563.31	5726.00	6501.39
(ii) Sports	..	57.92	86.69	286.00	346.79
23. Technical Education	..	97.21	85.09	325.00	299.94
24. Medical (Excluding E.S.I.)—
(i) Medical Education	..	577.00	493.66	850.00	821.89
(ii) Health (Including Sanitation)	..	1220.36	1135.01	3600.00	3543.10
(iii) Ayurveda	..	15.10	..	300.00	280.09

contd—22

ACTUALS OF 5TH AND 6TH FIVE-YEAR PLANS

(Rs. in lakhs)

Head of Development	Fifth Plan Approved	1974-79 Actuals	Sixth Plan 1980-85 Approved Outlay	Sixth Plan 1980-85 Actuals
1	2	3	4	5
(iv) Employees State Insurance	22.57	19.62	50.00	24.93
25. Water Supply and Sewerage	1941.08	2069.84	10750.00	9591.45
26. Housing (excluding Police Housing)	890.94	1194.04	2600.00	2649.33
27. Police Housing	100.00	..	550.00	
28. Scientific Services and Research	}	20.00
29. Environmental Programme				
30. Urban Development—				
(i) Financial Assistance to Local Bodies	}	}	}	}
(ii) Haryana Urban Development Authority				
31. Information and Publicity	42.16	36.20	150.00	107.47
32. Labour and Labour Welfare—				
(i) Labour Welfare	4.00	1.45	25.00	28.08
(ii) Employment Exchange	32.00	27.54	26.00	41.84
(iii) Industrial Training	31.00	29.08	224.00	266.99
33. Welfare of Scheduled Castes, Scheduled Tribes and Backward Classes	170.06	150.58	825.00	1070.90
34. Social Welfare	28.37	24.33	360.00	564.89
35. Nutrition	17.00	11.45	400.00	442.86
VI. Total—Social and Community Services	7668.30	8170.39	27747.00	27336.66
36. Secretariat Economic Services (Planning Machinery)	}	}	}	}
37. Economic Advice and Statistics				
VII. Total—Economic Services	37.63	37.46	84.00	90.78
38. Printing and Stationery	25.78	19.62	245.00	106.40
39. General Administration	446.70	494.01	1300.00	1141.60
VIII. Total—General Services	472.48	513.63	1545.00	1248.00
Grand Total (I to VIII)	60134.92	67390.05	180000.00	157597.49*

*Includes expenditure on Natural Calamities as under.—

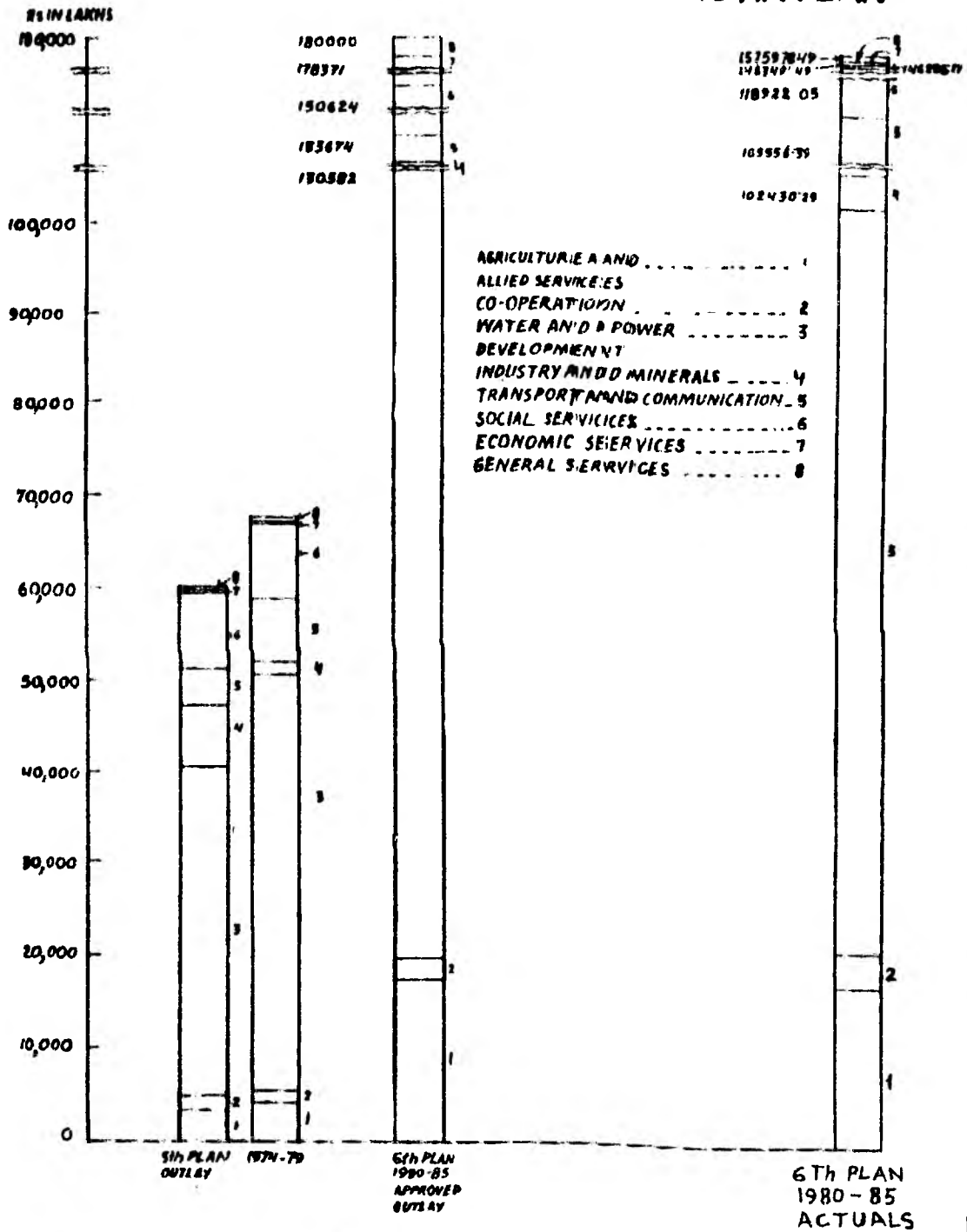
1980-81	..	—366.32
1981-82	..	—846.77
1982-83	..	—1064.77
1983-84	..	—170.40
1984-85	..	—896.22

Total

—3344.48

††Indicates expenditure incurred by Punjab Government on S.Y.L. against State's share of Central assistance of Rs. 500 lakhs released direct to Punjab Government.

ACTUALS OF 5th AND 6th FIVE YEAR PLAN



ANNUAL PLAN PROVISION

(Rs. in lakhs)

Head/Sub Head of Development	Seventh Plan 1985-90 Approved Outlay	1985-86 Actuals	1986-87 Actuals	1987-88 Actuals	1988-89 Actuals	1989-90 Actuals	1990-91 Proposed Outlay	1990-91 Revised Outlay	1991-92 Proposed Outlay
1	2	3	4	5	6	7	8	9	10
I. Agriculture and Allied Services									
1. Research and Education	2,400	296.50	349.00	305.25	350.46	379.40	425	340	450
2. Crop Husbandry	7,500	870.70 -341.73	908.37 -190.00	846.98 490.27	984.98	1132.61	1500	1367	1600
3. Soil and Water Conservation									
(i) Agriculture Department	1,225	209.23	153.36	185.47	185.94	238.74	482	440	530
(ii) Forest Department	500	74.96	74.92	74.68	74.70	75.32	100	80	110
4. Animal Husbandry	2,500	269.28	364.78	403.84 467.48*	530.79	590.95	600	510	630
5. Dairy Development	450	81.89	82.50	89.32	90.95	102.40	125	100	140
6. Fisheries	750	140.45	118.26	122.28	134.66	164.23	200	174.80	192
7. Forests including Wild Life Preservation	6,700	1045.00 10.00	1127.53	978.93	1298.43	1452.13	2550	2430	2315
8. Investment in Agricultural Financial Institutions	1,500	290.72	280.00	286.50	286.02	299.25	300	300	330
9. Storage and Warehousing	283	56.83	51.74	14.83	7.80	17.46	40	32	45
Total I	23,808	33,37.56 151.73*	35,10.46 190.00	33,04.08 957.75*	3944.73	4452.49	6322	5773.80	6342
II. Rural Development—									
1. Integrated Rural Development Programme (IRDP)	2,790	379.44	471.64	501.34	564.89	599.92	337	454.18	370
2. National Rural Employment Programme (NREP)	1,374	235.73	213.47	313.28	518.89	394.19	460	460	510
3. Drought Prone Area Programme (DPAP)	337	54.00	67.50	44.17	67.00	68.00	74	67.50	74
4. Desert Development Programme (DDP)	575								
5. Other Programme—									
(i) Development of Women and Children in Rural Area (DW CRA)									
(ii) Financial Assistance to Assignees of Land Declared surplus as a result of imposition of ceiling		27.28	16.28	22.67		13.45	10	10	10
6. Community Development and Panchayats—									
(i) Community Development	979	202.27	242.92 103.45	200.94 967.19*	215.69	199.88	239	226.08	260
(ii) Panchayats	905	128.98	135.98	215.11	149.71	609.67	176	340	195
7. Land Reforms	135	17.41	19.05	25.00	24.43	28.89	27	57.40	30
8. Special Programme for Area Development (State Programmes)									
Mewar Development Board	1,510	186.27	229.48	183.56	222.18	223.94	300	240	330
Total II	8,605	1231.38	1396.32 103.45	1506.07 967.19*	1762.79	2137.94	1623	1855.16	1779
III. Co-operation	3,926	380.86 23.48	558.18 152.48	636.40	738.70	1147.00	1200	973	1250
IV. Irrigation and Flood Control—									
1. Irrigation (M&M)	40,828	11208.58 +20.02	13602.08 +109.06	10180.53 +288.95*	7628.95	7399.63	7200	6395	8670
2. Minor Irrigation—									
(i) Agriculture Department	787	98.70	104.61	152.67*	107.49	140.30	150	145	165

contd—25

ANNUAL PLAN PROVISIONS

(Rs in lakhs)

Head /Sub-Head Development	Seventh Plan 1985-90 Approved Outlay	1985-86 Actuals	1986-87 Actuals	1987-88 Actuals	1988-89 Actuals	1989-90 Actuals	1990-91 Proposed Outlay	1990-91 Revised Outlay	1991-92 Proposed Outlay
1	2	3	4	5	6	7	8	9	10
(ii) Irrigation Department	200	30.98	29.50	30.04	33.15	40.88	60	..	70
(iii) M.I.T.C.	430	77.00 + 100.00	..	1413.00	40.00	100.00	60	48	..
3. Area Development—									
(i) C.A.D.A.	1,500	213.64	219.36	250.14	354.93	427.44	450	450	673
(ii) M.I.T.C.	7,125	2,057.09	22,120.00 + 12.00	Included in (ii) above	1495.00	1400.00	2000	2000	2200
4 Flood Control	7,569	1,090.78	1,089.34	798.82	893.68	1447.35	950	1226	1045
Total—IV	58,439	14,776.68 + 120.02*	17,364.89 + 121.06*	12822.20 + 288.95*	10,553.20	10955.60	10870	10264	12823
V. Power	1,00,000	11,119.00	12,776.00	13,570.00 + 201.74*	14,217.00	1,26,79.00	18200	15000	18635
VI. Non-Conventional Sources of Energy	30.86	..	20.40	22.65	50	40	60
VII. Industry and Mineral									
1. Industries	5,615	772.65	839.25	776.32	1065.41	1359.40	2000	1648	2000
2. Weights and Measures	40	4.92
Total—VII	5,655	777.57	839.25	776.32	1065.41	1359.40	2000	1648	2000
VIII Transport									
1. Civil Aviation	333	23.42	12.10	11.79	12.71	12.78	10	8	11
2. Road and Bridges	10,700	1,703.95 + 49.58	2125.00 + 132.28	1033.07 + 95.54*	1507.17	1465.14	2000	1600	2100
3. Road Transport	8,000	1,114.36	1298.91	1342.05	1398.68	1579.70	1750	2049.61	2507
4. Tourism	1,100	128.00	138.00	140.00	175.00	203.00	250	200	270
Total—VIII	20,132	2,969.73 + 49.58	3514.01 + 132.28	2536.91 + 95.54	3093.46	3260.62	4010	3857.61	4888
IX. Scientific Services and Research									
1. S & T. Programmes	165	20.11	19.59	112.47	82.13	43.43	90	72	100
2. Integrated Rural Energy Programme	350	49.84	29.33	47.53	14.81	54.13	65	52	75
3. Environmental Programme	1,569	5.21	55.39	10.85	37.38	11.99	86	68	88
Total—IX	2,084	75.16	124.31	170.85	134.32	109.55	241	192	263
X. Social and Community Services									
1. Education—									
(i) General Education	13,779	1,394.06	2224.65	2698.80	3233.92	3742.80	3100	2634.50	3630
(ii) Art and Culture	312	27.50	45.98	32.05	55.47	48.46	70	56	80
(iii) Technical Education	1,500	194.27	303.67	339.16	462.54	571.04	675	575	1600
2. Medical and Health—									
(i) Medical Education	1,200	173.47	141.79	183.56	279.81	278.21	600	480	660
(ii) Health	6,322	931.56	884.28	937.24 + 90.00*	985.14	1178.54	1510	1067.74	1660
(iii) Ayurveda	300	25.85	10.53	20.68	14.82	62.43	65	52	70
3. Employees State Insurance	55	6.87	8.91	9.37	11.47	12.19	23	18	25

ANNUAL PLAN PROVISIONS

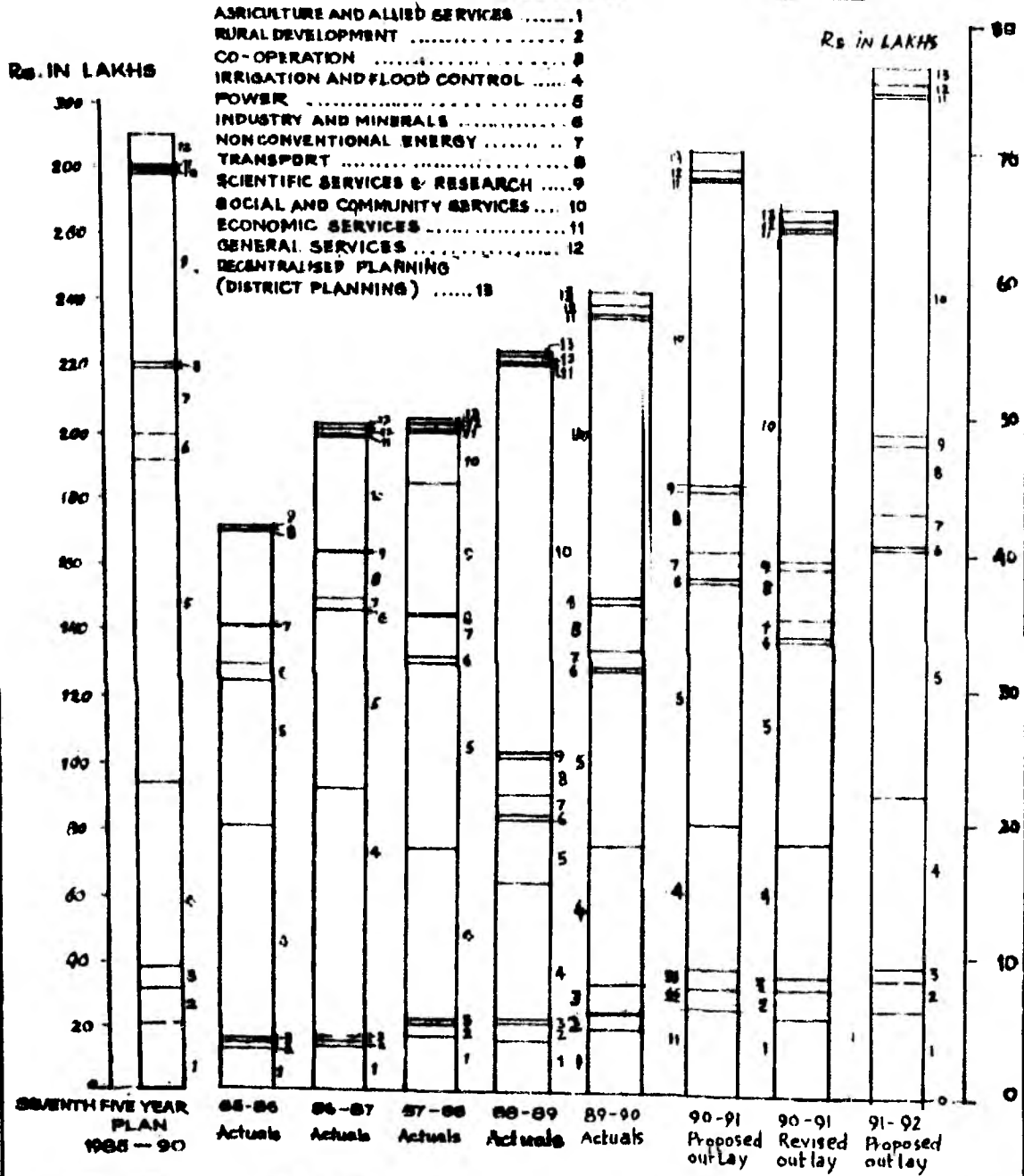
(Rs. in lakhs)

Head/Sub-Head of Development	Seventh Plan 1985-90 Approved outlay	1985-86 Actuals	1986-87 Actuals	1987-88 Actuals	1988-89 Actuals	1989-90 Actuals	1990-91 Proposed outlay	1990-91 Revised outlay	1991-92 Proposed outlay
1	2	3	4	5	6	7	8	9	10
4. Sewerage and Water-Supply	16,110	2,164.96	2,422.15	2,170.64	2,297.60	2,263.53	3400	4000	3520
		+ 2653.00	+ 146.00	+ 355.00*					
5. Housing (excluding Police Housing)	3,950	6233.54	620.73	1,159.19	1,093.62	880.93	875	3000	1045
6. Police Housing	800	1244.84	140.00	75.27	97.45	179.94			
7. Urban Development—									
(i) Financial Assistance to Local Bodies	500	995.57	125.00	300.00	155.00	94.52	100	244.82	110
(ii) Environmental Improvement of Slums	500	1662.60	328.00	100.00	100.00	110.00	110	110	120
(iii) National Capital Region (N.C.R.)	1,000						60	60	100
(iv) Nehru Razgar Yojna									122
8. Information and Publicity	480	75.53	60.73	46.20	61.73	59.16	150	113.55	165
9. Labour and Labour Welfare	42	0.23	0.94	1.36	2.15	5.40	3	1.80	4
10. Special Employment (Employment Exchanges)	18	0.47	2.40	1.84	3.03	3.03	4	3	5
11. Industrial Training	345	148.85	197.35	133.95	221.49	203.00	275	251.50	300
12. Welfare of S.C., S.T. & Other Backward Classes	3,400	408.03	402.56	477.85	476.28	572.94	1000	820	1050
13. Social Welfare	678	137.14	165.10	289.31	8,321.67	10,592.45	11000	10828	11669
			+ 73.73						
14. Nutrition	2,794	135.51	235.99	405.84	600.31	648.07	212	50	300
				+ 200.00*					
15. Sports	550	109.09	150.45	136.92	143.28	157.72	190	152	210
16. H.I.P.A.	200				39.08	29.40	34	29	40
Total—X	1,35,455	66,909.34	8,471.21	9,520.23	18,675.86	21,695.78	23456	24546.91	26485
		+ 265.00*	+ 219.73	+ 805.00*					
XI. Economic Services									
1. Secretariat Economic Services	116	0.15	1.11	0.78	9.23	19.79	4	3	5
2. Survey and Statistics	55			2.71	7.41	6.60	14	2	15
Total—XI	171	0.15	1.11	3.49	16.64	26.39	18	5	20
XII. General Services—									
1. Printing and Stationery	225	33.02	40.80	34.69	29.91	34.99	50	40	55
Public Works (General Administration)	1,800	298.97	462.88	920.96	597.98	291.56	360	318	400
Total XII	2,025	331.99	503.68	355.65	423.89	326.55	410	358	455
XIII. Decentralised Planning (District Planning)	9,700†		550.00	300.00	299.12	500.00	1600	500	1500
	2,90,000†	41,929.12	49,640.50	45,502.70	54,945.62	58,672.97	70000	65013.48	76500
		+ 809.81*	+ 919.00	+ 3,316.17*				+ 323.71†	
Grand Total (Fig. XIII)	2,90,000†	42,739.23	50,559.50	48,818.37	54,945.62	58,672.97	70000	65337.19	76500

† Indicates amount of Rs. 333.71 lakhs less adopted by the various departments under Plan Head i.e. (a) Land Reforms Rs. 14.60 lakhs, (b) Soil & Water Conservation Rs. 19.00 lakhs, (c) Fisheries Rs. 0.20 lakh, (d) Rural Development Rs. 9.82 lakhs, (e) Medical Rs. 197.26 lakhs, (f) Urban Development Rs. 45.18 lakhs, (g) Information and Publicity Rs. 6.45 lakhs and (h) Census Survey and Statistics Rs. 10 lakhs.

ANNUAL PLAN PROVISION

7th FIVE YEAR PLAN



State Income (Net State Domestic Product) and Per Capita Income of Haryana at Constant 1980-81 Prices

Year	State Income (Net State Domestic Product) (Rs. in crores)	Per Capita Income (Rs.)
1	2	3
1980-81	3032	2370
1981-82	3145	2396
1982-83	3341	2475
1983-84	3412	2457
1984-85	3545	2483
1985-86	4073	2778
1986-87	4078	2714
1987-88R	3994	2598
1988-89P	4961	3160
1989-90Q	5113	3193

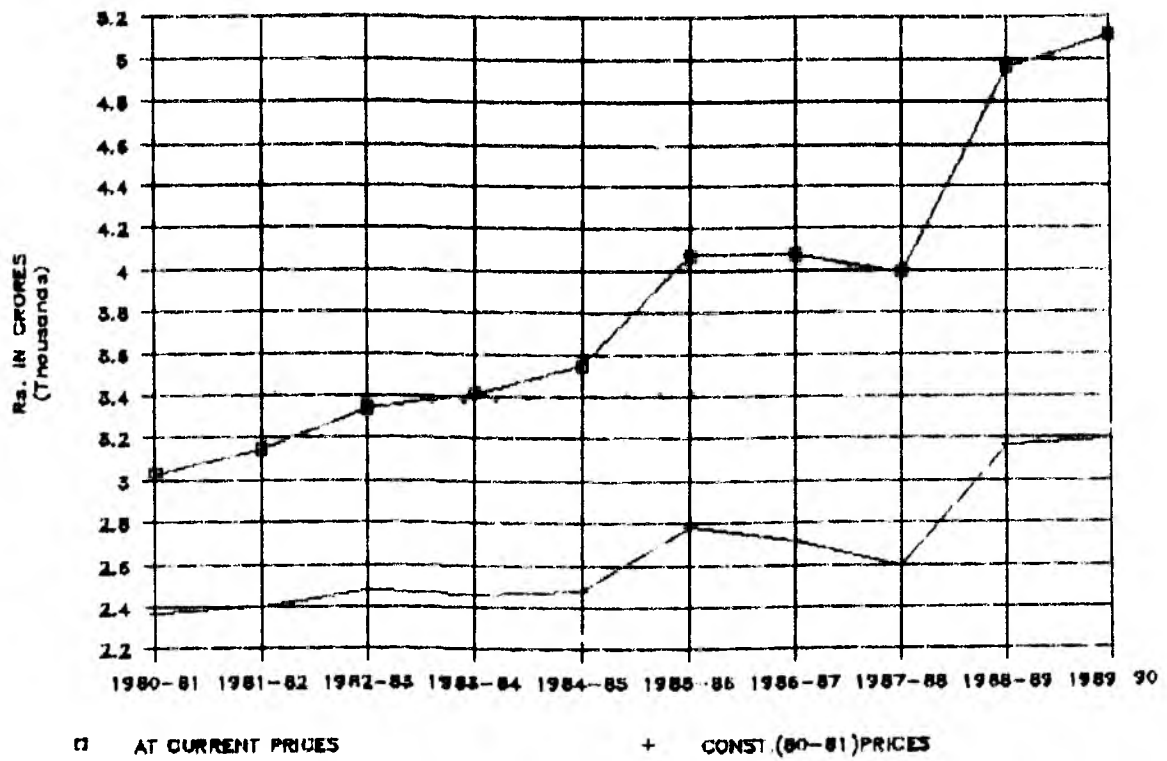
State Income (Net State Domestic Product) and Per Capita Income of Haryana at Current Prices

Year	State Income (Net State Domestic Product) (Rs. in crores)	Per Capita Income (Rs.)
1	2	3
1980-81	3032	2370
1981-82	3498	2664
1982-83	4004	2967
1983-84	4351	3133
1984-85	4747	3325
1985-86	5643	3849
1986-87	5935	3950
1987-88R	6629	4312
1988-89P	8693	5537
1989-90Q	10032	6265

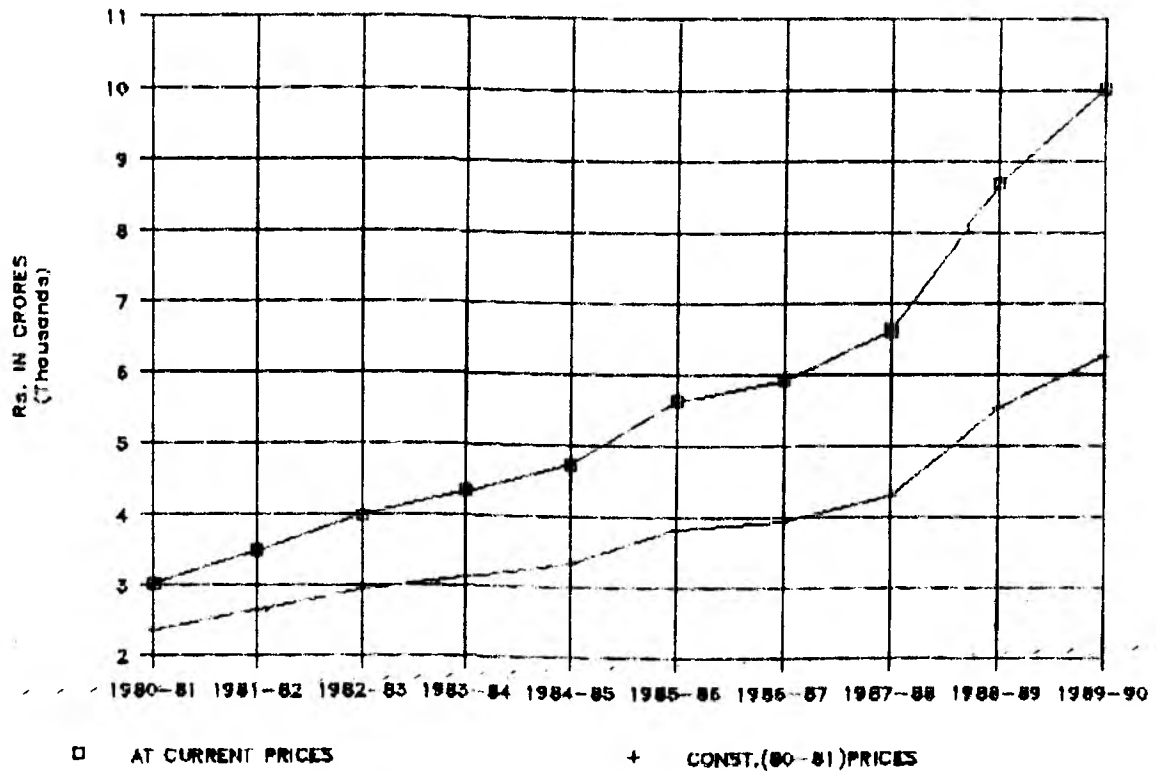
R · Revised Estimates
P · Provisional Estimates
Q · Quick Estimates

37243 Finance - Govt. Press, U.T., Chd.

HARYANA STATE INCOME



PER CAPITA INCOME



sub. National Systems Unit,
National Institute of Educational
Planning and Administration
17 B, SriAurobindo Marg New Delhi-110016
DOC. No. D- 5892
Date 4-3-91

NIEPA DC



105882