

**DISTRICT ELEMENTARY
EDUCATION PLAN 2002-10
AND
ANNUAL PLAN 2002-03**

**STATE COMPONENT
(ORISSA)**

Department of School and Mass Education
Government of Orissa

SARVA SHIKSHA ABHIYAN

ORISSA PRIMARY EDUCATION PROGRAMME AUTHORITY
ORISSA, BHUBANESWAR.

NIEPA DC



D11742

LIBRARY OF THE UNIVERSITY OF MICHIGAN
ANN ARBOR, MICHIGAN 48106-1000

Mar 6

D-4731

D-117.42

23-01-2003

DISTRICT
EDUCATION PLAN
FOR
KENDRAPARA DISTRICT



LORD SRI BALADEVJEW
The Prime Feature, Khsetradhipati
of Kendrapara, Tulasi Kshetra

DISTRICT ELEMENTARY EDUCATION PLAN
KENDRAPARA

**Department of School and Mass Education
Government of Orissa**

SARVA SHIKSHA ABHIYAN
ORSSA PRIMARY EDUCATION PROGRAMME AUTHORITY
BHUBANESWAR, ORISSA.


D-11/42
23-01-2003

I am delighted to learn that the D.E.E.P. of Kendrapara district is prepared for submission to Govt. of India.

The Elementary Education System faces great challenges today. In order to achieve the constitutional obligation of Universalisation of Elementary Education, various steps have been taken over the years. District Elementary Education Plan under S.S.A. Programme is an innovative and additive approach in this regard. It emphasizes on planning at grass root level. Convergence is the centre of focus which brings together the activity of other Departments to the field of Education.

The plan document of the district has been formulated in accordance with the financial norms of S.S.A. I hope that proper execution of the plan will bring radical/qualitative changes in Elementary Education of the district.

On this occasion, I extend my warm felicitation to the Resource Persons and members associated with planning and hope their sincere effort will continue for bringing all-round improvement of Elementary Education in the district.


COLLECTOR - CUM - CHAIRMAN,
DISTRICT EGS COMMITTEE,
KENDRAPARA

I Would like to owe a sense of great pleasure to express my thanks and indebtedness to the following

Sj. Hemant Sharma, IAS, Collector & District Magistrate Cum Chairman District Planning Team and his staff for their inspiration and support, Sri Prafulla Kumar Jena, OES-II, District Inspector Schools, Patamundai for his valuable guidance from time to time, all the SI of Schools of Kendrapara District for rendering help at various stages who besides their normal Govt duties took much pain in collecting the basic data necessary formulation of the prospective plan, and continuous assistance at every stage, all District level officers, educationists and respectable persons of the District and representatives of NGOs for their co-operation and Sri Amiya Ranjan Nayak for getting the Plan typed.

Also I extend my sincere gratitude and special thanks to Sri Bijaya Arora, IAS, Director DPEP, Dr. Brahmananda Padhi, Addl. Director Planning, Sri Raj Kishore Swain, Media co-ordinator and Mr. Prsanta Chandra Panda, Deputy Director Planning, for their valuable suggestion and timely advice at various stages in preparing the District Elementary Education Plan.

Ananta Kumar Behera, OES II
District Inspector of Schools,
Kendrapara

The District Elementary Educational Planning committee of Kendrapara Consists of the following persons with Hon'ble Collector Mr. Hemant Sharma, IAS as Chairperson.

Other Members are :

- 1) Mr. Ananta Kumar Behera, OES II, DIS Cum DPO, Kendrapara*
- 2) Mr. Prafulla Kumar Jena, OES II, DIS, Patamundai*
- 3) Mr. Sarat Kumar Mohanty, JEM, Duttal UP School*
- 4) Mr. Biswanath Bal, SIS, Rajkanika.*
- 5) Dr. Subash Ch. Mohapatra, SIS, Kendrapara*
- 6) Mr. Madhusudan Rout, HM, Govari UP School*
- 7) Mr. Managovind Behera, HM, Dholamara UGUP School*
- 8) Mr. Sanjay Kumar Acharya, SIS, Mohakalpadu*

PLAN OVERVIEW

Broader Strategies:

Community involvement to develop the school as centres of village and child as Centre of the school.

- School as a place to protect child's right.
- Planning for Special focus against child labour.
- Planning simultaneously for the schooling of all the children in the age group of 5-14 years.
- Teacher involvement and motivation.
- Child tracking and focus on actual completion rates and 100% transition from Primary to Upper Primary stage.

1. What are the items planned for?

A) Access

- Improving access by way of opening of 40 New Primary Schools.
- Improving access by way of opening 604 Alternative Schools/ EGS & AIE Centres.
- Enhancing access to Upper Primary Education by way of up gradation of 57 existing Primary Schools to Upper Primary Schools.
- Access facilitation for the Children with Special Educational Needs (SEN) by making provision for Integrated Education in selected existing Primary and UP Schools.

B) Enrollment

- Basti-wise programme for child tracking - Name-wise lists of children in the age group of 0-14 along with in-school, out-of school children and Nature of work in which the Out of School children are involved in
- 100% enrollment of 5-14 years children by 2006-07
- Basti-wise programme for child tracking and conduct of Residential and Non-Residential Bridge Courses for the mainstreaming of Out of School children.
- Convergence with other schemes for the mainstreaming of Out of School children viz. NCI.P, Back to School Programme etc.

c) Retention

- 100% retention of 5-14 years children by 2007.
- 93% by 2002, 95% by 2003, 97% by 2004, 98% by 2005, 99% by 2006, 100% by 2007.
- Close and continuous monitoring by the Department of S & ME
- Discouraging repetitions and efforts for regular transition and actual completion rates.

- Regular attendance monitoring in all the Primary, Upper Primary and High Schools through BRPs.
- Regular follow-up of mainstreamed child labour and providing additional support.

C) Quality

- Activity for teacher involvement and motivation – Support to Teachers forums, Teachers networks, exhibitions and other professional exchange programme.
- Development of strong State and District Resource Groups in pedagogy and orientations to teachers viz., existing, newly recruited, untrained teachers
- Regular on job support to the teachers of Primary and Upper Primary schools through CRCs, BRCs & BRGs/ DRGs.
- Professional exchange through conduct of CRC meetings on monthly basis.
- Appointment of required No. of Teachers, maintenance of proper TP Ratio to 1:40 providing Teacher Training, Capacity Building of to SIS, BRGs, DRG and HMs and Teachers.
- Establishment of 9 BRCs and 153 Cluster Resource Centres and 1 District Resource Centre.
- TLM grants to all 1258 Primary Schools, 396 UP Schools, 3111 Primary Teachers, 1543 UP Teachers and 153 Teacher Centres
- Review of Curriculum and Textbooks and preparation of Group specific curriculum i.e. Child Labour, JED.
- Developing and dissemination of Pupil interactive material.
- Developing Pupil Assessment Procedures to reflect the pedagogical renewal.
- Development of subject-wise Item Banks to make Pupil Assessment procedures more relevant and practicable.
- Conduct of Pupil Achievement Study from time to time to assess the status of Pupil Achievement both Primary and Upper Primary Schools
- Special programmes for improvement of Language, Maths and Science especially 1st generation learners.
- Provision for library books and children literature in Primary and Upper Primary Schools
- Special focus on implementation of non-scholastic areas in Primary and Upper Primary schools (SUPW, Art Education, Physical Education, Moral Education) and capacity building of teachers and Field Functionaries.

2. What are the other aspects covered in the plan?**A) Physical/ Infrastructure facilities**

- Construction of 90 New School Buildings.
- Construction of 150 Building to Building less schools
- Construction of 1331 Additional Class Rooms.
- Repairs to 1838 School Buildings.
- Construction of 645 Toilets.
- Electricity Connections to 301 Schools
- Providing Drinking Water facilities to 547 Schools

B) Teachers

- Appointment of 80 Teachers to New Primary Schools.
- Appointment of 100 Teachers to New Upper Primary Schools

C) Teacher Training

- Constitution of strong District Resource Groups (DRGs) and Block Resource Groups (BRGs) in various content areas and their capacity building on regular basis.
- 20 days Training to 5364 regular Teachers.
- 30 days training to newly recruited teachers.
- Training to Education Volunteers of FGS & Alternative Schools, Bridge Course Camps.

D) Community Mobilization & Participation

- School is a place for regular meetings with School Committee Members, Parent Teachers Associations, Mother Teacher Association, Self-Help Groups like Youth Groups etc.
- Conduct of Awareness Campaigns, rallies and mobilization of the community for owning and running the schools, reliving the child labour from the employers/ domestic work and mainstreaming them.
- Conduct of Bala Melas, Women Convention and Nodal Village level Gram Sabhas.
- Training to members of 1838 School Education Committees.
- Development of campaign material and dissemination.
- Exposure visits of School Committee Members and other Self-Help Groups to the successful schools/ places.
- Support to School Committees to undertake mobilization against child labour and monitoring the enrollment and retention.
- Conduct of Block level meetings/ meets with Women Group and other Self-Help Groups.

3. **Upper Primary Education - New Item Planned?**

- Improvement of access to Upper Primary Education by way of upgrading 57 existing Primary schools into Upper Primary schools and 604 into Primary schools
- Focused monitoring on the transition of all the children from class to class and Primary stage to Upper Primary stage.
- Mainstreaming of Out of School children in the age group of 11-14 through long term Residential Bridge and Non Residential Bridge Courses.
- Pedagogical renewal through curriculum and textbook revision, subject wise training to all teachers. Separate Resource Groups for Upper Primary Schools, Teaching Learning Material (as one time grant of Rs.50,000 per schools), on side job support to the teachers through BRC & BRGs regular teachers meet on monthly basis at CRCs for professional exchange and training to all the teachers, subject-wise, in content and methodology every year.
- Special emphasis on utilization of available resources in the schools like Library Books, Kits, TV, VCR etc.
- Supply of TLM to all UP Schools including UP Sections in High Schools.
- Construction of 1 additional classrooms for each new UP School.
- Community involvement for 100% enrolment and retention in the age group of 11-14 years
- DITs support to UP Schools. Monitoring & on job support - DIT & Lecturers as Academic Leaders.
- Conduct of achievement tests in all subjects to the Upper Primary classes (Class VI to Class VII) on annual basis.
- Monitoring of transition of Upper Primary Children to Secondary classes through community and Department monitoring.
- Improving school infrastructure of Upper Primary Schools- New buildings, Additional Classrooms, Toilets, Electricity, Drinking Water, Repairs etc.

4. **SSA - New aspects in SSA that is not there in DPEP?**

- Clear target setting on major indicators of UEE - viz. Access, Enrollment, Retention, Quality, Capacity Building with year-wise targets to achieve the goals of SSA by 2003, 2007 and 2010.
- Specific strategies for the schooling of all the children of 5-14 years simultaneously.
- Improving access to Upper Primary by way of up gradation of existing Primary schools (57) to Upper Primary schools.
- Teacher involvement motivation through Teachers forums, Networking, conduct of exhibitions, Melas, professional exchange of BRCCs, CRCs.

- Constitution and development of strong District Resource Group for training and providing on job support along with monitoring.
- Focus is on child rather than teacher or school.
- Strong component of community mobilization and participation through conduct of special campaigns, rallies, Melas on child labour, their educational issues and to own and run the schools
- Mainstreaming of children through conduct of Residential & Non-Residential Bridge Courses
- Convergence among the Department of School & Mass Education, NCLP, Social Welfare and Urban Development for the mainstreaming of out of School children and conduct of Bridge Courses for mainstreaming of Child Labour.
- A strong component for monitoring the retention of children in Primary and Upper Primary School through involvement of community as a way of monitoring children attendance and dropouts in addition to Department initiatives.
- Assistance to School Committees for mobilization for "Education of All" activities.
- Augmentation of Civil Works - a teacher in Primary School for each class and UP School along with HM Room for UP School in addition to provision for school repairs, toilets (Girls toilets separately), Electricity etc
- Provision for Building repairs & Maintenance (Major & Minor).
- Specific Intervention for focused groups i.e. Girls, ECCE, Minorities, Migrated child labour, Street Children, Domestic Child Labour.
- SSA is community-based project - formation of School Committee teams and Block Education Committee for participatory planning, implementation and monitoring.
- Preparation of village plans by planning team Block plans by Block teams.
- Developing institutional networking and support for the quality improvement of Primary and Upper Primary education-SCERT, SIET, University Departments of Education, NCERT, NIEPA and NGOs.
- Convergence with NGOs on UEE.
- Developing suitable Pupil Assessment Procedures for Primary and Upper Primary level and conduct of Pupil Achievement Tests (external) on annual basis.
- Specific quality initiatives to Upper Primary stage i.e. providing teaching learning equipment, library books and children literature, professional support mechanisms through BRGs, DRGs and STSS curriculum and text book renewal.
- Science improvement programme through conduct of Science Camps and other science fairs/ Melas.

5. Capacity Building - New Institutions for professional Support and Networking

- Professional Resource Centres at Block level i.e. Block Resource Centres (BRC's) for providing in-service training to the existing teachers along with on site support and monitoring children progress
- Cluster Resource Centres for professional exchange among Primary and Upper Primary teachers.
- Capacity building of DIETs viz. infrastructure and HRD for academic monitoring of schools and provide on site support to Primary and Upper Primary teachers, conduct of studies, surveys, along with acting as academic in charges at Block level
- Networking with Teachers Groups, NGOs and other professional organizations.

6. Addressing Focused Groups – Strategies.

A) Girl's Education

- Village wise database Name wise lists of Girl children who are out of school/ child labour.
- Mainstreaming of girl children who are out of school through Non-Residential Bridge Courses.
- Conduct of gender issues workshops.
- Involvement of Women groups and other Self Help Groups for motivating community and parents for the schooling of girl children
- Conduct of campaigns, rallies along with campaign material
- Sensitizing the community and parents in Low Female Literacy habitations against girl child labour and their educational issues.
- Separate toilets for girls in Upper Primary Schools.

B) Early Childhood Education

- Strengthening of existing 661 Anganwadi Centres by extending the working hours and shifting of the centres to more needy locations.
- Convergence with Anganwadi Centres of ICDS to make them run in school premises during school hours.
- Capacity building of Anganwadi Worker through training, meets, rallies etc
- TLM to Anganwadi Centres

C) Child Labour

- Campaigns/ rallies at Habitation level sensitizing community, parents on child labour and their education.
- Formation of habitation wise core groups with youth and other Self-Help Groups to campaign on child rights and to relieve child labour and mainstream them.
- Conduct of Residential and Non-Residential Bridge Course camps.

- Convergence with other programmes such as NCI P, Back to School Programmes and NGOs for the mainstreaming of Out of schools children.
- Support to community for their efforts on mobilization for the norm that no child should work – the best place for the child is school.
- Preparation of modules and literature on the process of mainstreaming.
- Special strategies for the street children, platform children and other forms of child labour.
- Exposure visits to the mobilisers, Youth groups and camp volunteers to the successful camps, child labour free habitations to witness and feel the mobilization process and community involvement

D) Child with Special Educational Needs (SEN)

- Name wise lists of children with SEN – Habitation-wise
- Conduct of Assessment camps at Block levels.
- Training to Teachers on IED.
- Resource persons at Block and District level.
- Preparation of module for children of Disabled
- Provision for TLM and Teacher Grants and other forms of Teaching Learning Equipment.

Systems improvement for monitoring and follow-up

A) Database

- Maintain basic information about schools, /teachers, children, enrollment, retention, achievement etc., at school level and maintaining the data at Block point as basic unit.
- Basti wise information on children in the age group of 0-14 years.
- Maintain Basti-wise, Name wise lists of out of school children in the age group of 5-14 years.
- Provision of Computers and Computer Operator at Block level for data management.

B) Validation

- Review the data collected from the field once in a month at Block level and District level.
- Validation of data at village level in Gram Sabhas on quarterly basis.
- Sharing the data in teachers meetings at Block level.

C) Updation

- Provision for regular updating of data on major indicators of UER along with school facilities at Block point through computers.

D) Utilisation

- Data transfer from Block to schools after analysis.

- Discussion of School wise data in CRC meetings and checking the targets and achievements
- Using the data for the purpose of planning at Basti level, Block level and District level
- Data use for target fixing and for planning suitable strategies.
- Data sharing between Blocks, Districts and State on a regular basis through internet.

8. Identification of Schools and Teachers - Supervision and Monitoring

- Identification of schools and teachers by way of categorization of schools into 'A', 'B' and 'C' categories based on the various performance indicators.
- Onsite support to schools and teachers through BRPs, BRGs and DRGs
- Support to teachers networks conduct of academic forums is a way for the involvement of more and more teachers with positive outlook in school development programmes.
- Academic monitoring of schools by DIET staff.
- Identification of effective schools - Alternative Schools, Primary Schools, Upper Primary Schools, FCCI Centres, Child Labour Camps, BRCs, TRCs etc and monitoring for further improvement
- Capacity building of field staff i.e. BPOs, DRGs, CRC Coordinators, DPO staff, Dy. IS and DPOs on pedagogical renewal and school support systems.

Appraisal Comments - Action Taken

Sl. No.	Item	Yes/ No
1	Plan for entire District (All Blocks)	Yes
2	Project proposal upto 2010	Yes
3	A Geographical Map of the District showing Block	Yes
4	Population - Male, Female, Rural, Urban, Distribution s & Percentages of SC & SI Population	Yes
5	Literacy Rates - Male, Female, Literacy Rates (Time Series)	Yes
6	Orientation to functionaries at different levels on the objectives & Guidelines	Yes
7	Planning Process - Mention no. of meeting with various Dept	Yes
8	Convergence with other Departments	Yes
9	No. of NGOs working in the District for the UEI possible areas of convergence	Yes
10	Total habitation	Yes

11	Size and Growth of private schools (Primary, Upper Primary & High School) Trend analysis	Yes
12	No. of Primary & Up. Pry. Schools over a period of time and management wise.	Yes
13	Habitations with Primary, Up. Pry. Schools and Gap	Yes
14	Targets - target for opening of Pry. Schools and Up. Pry. Schools	Yes
15	Boys & Girls enrollment in Pry and UP Pry. Schools GER for Boys, Girls, SC, ST etc.	Yes
16	Break up of age specific child population (Projected at present and in future years up to 2010)	
17	Target - Target to achieve 100% enrollment Primary & Upper Primary (5-14 years)	Yes
19	Mainstreaming of Out of school children (Never enrolled and dropout- Target and coverage)	Yes
20	Target setting - Projected retention in the years to come 2001 - 2007 - Primary and Upper Pry. Schools	Yes
21	Separate targets for Pry & Up. Pry. Schools for 4 objectives of UEE i.e. access, enrollment, retention & Quality of Education	
22	Teachers - No. of teachers (male & female) over a period of time, people teacher ratio at Pry. & UP Pry. I levels of education.	Yes
23	Holistic pedagogic vision for schools - Class Rooms- Pry. & UP Pry. Schools	Yes
24	UPS - All operational areas viz. both content & Pedagogy	Yes
25	Intervention such as curriculum review, textbook review, development of TLM & incorporate them in plan	Yes
26	Table showing/ reflecting various training programmes to be conducted for various areas and levels of functionaries duly mentioning duration, frequency, level, target, group etc.	Yes
27	Pedagogical Strategies Proposed District level only	Yes
28	Plan for focused groups - require special efforts & strategies	Yes

Budget Summary at Table No. 5.1

Kendrapara District falls on the coastal plains and situated on the eastern side of the state

It lies between 86 15' E to 87.15'E latitude and between 20.15'N to 20.52'N longitude. The total geographical area amounts to 2548 Sq. Km. It is bounded on South by Jagatsinghpur, North by Bhadrak, East by Bay of Bengal and West by Jajpur and Cuttack District.

Soil:

The plain region having alluvial soil useful for both Rabi and Kharif type of cultivation.

River System:

The main river of Kendrapara is The Brahmani, which serves the Western boundary with Jajpur District. Rivers like The Kharasrota, The Gobari, The Luna, The Karandia, The Chitropala and The Paika flow through this District

Climate and Rainfall:

The District has a mean elevation of 25 meter above the sea level and the climate of the District is moderate hot in summer along with the rainfall of medium range. The temperature in the month of May is approximately 39 degree Celsius. The average rainfall is 140 cms. per year. From April to August the wind blows from South to North.

Forest:

This has a vast area of forest. Existence of forest in the District is about 248.05 Sq. Kms. including 14.49 Sq Kms. of reserve forest.

Mangroves forests are grown near the sea mainly in two blocks namely Rajnagar & Mahakalapara. Cashew nut, Mango, Coconut, Neem, Baniyan, Karanje & Peepal types of trees are found in the District. Bamboo bushes are commonly found in this District.

C. Language:

Oriya is the major language of this District. Besides Urdu and Bengali are also used in small communities.

Oriya is the mother tongue of 85% of the total population. Urdu is being spoken by Muslims. The people of some pockets, like Rajnagar and Mahakalapada speak in Bengali. Both Urdu and Bengali speaking people do understand and speak Oriya well during their interaction with Oriyas. In short, people in the District can speak and understand Oriya well.

D. Festivals:

Gajalaxmi Puja, Durga Puja, Holi, Raja, Diwali, Badaosha, Moharuni, Id, Ratha Yatra, Ram Nawami, Puspuni are the main festivals observed by the people of the District

E. Tourist Place:

Crocodile sanctuary and Reserve Forest is Bhitarkanika, Light House at Batighar, Barahjew Temple at Aul, Baladevjew Temple at Kendrapara, Hanuman Temple at Garapur Panchu Barahi Temple at Satavaya, Jagannath Temple at Keradagarh and Righagarh etc. are the main tourist places of this District. A large number of Tortoise and Siberian Birds came to Gahiramatha & Bhitarkanika respectively during early winter every year, which are not only attract National Tourists but also tourists of International Level.

F. Administrative Set up:

1.	No. of Sub-Division	-	1
2.	No. of Tahasils	-	7
3.	No. of Blocks	-	9
4.	No. of Grampanchayats	-	230
5.	No. of NAC's	-	1
6.	No of Municipality	-	1
7.	No. of Inhabited Villages	-	1389
8.	No. of Un-inhabited Villages	-	143
9.	No. of Police Stations	-	7
10.	No. of Fire Stations	-	4
11.	No. of Assembly Constituencies	-	6
12.	No. of Parliamentary Constituency	-	1
13.	No. of Post Offices	-	109
	a. No. of Head Post Offices	-	1
	b. No. of Sub-Post Offices	-	18
	c. No. of Branch Post Offices	-	90

G. Road and Communication:

National High Way No 5(A) connects this District with Jajpur, Cuttack and Jagatsinghpur. Though Govt. have started taking steps for the improvements and maintenance of roads, in some villages, people have to use boat for their communication. Mostly rural areas are yet to get good roads and depend upon Kuchha roads and so remain inaccessible mostly during rainy season. Even Municipality and NAC area do not have wide and well-maintained roads for communication.

Road communications to all blocks from District Headquarters except Rajkanika Block are available in the District. In order to go to Rajkanika Block one has to cross the river Kharasota by boat. The bridge over this river is under construction.

Some interior pockets of most of the blocks of this District have not yet been connected with road links due to existence of rivers, canals and other rivulets. Transport and Communication to this place is only by boats and motor lanches.

Land Utilisation and cropping pattern in the Block areas: (Area in Hect.)

Table No. 1.1

Name of Block	Forest Areas	Pasture of Grazing Land	Cultivated Waste Land	Non-agricultural Use	Barren Land	Miscellaneous Crops
AUL	3	1046	172	3773	34	306
DERABIS	92	1192	125	2899	0	278
GARADPUR	0	680	119	2660	0	229
KENDRAPARA	3283	850	53	3869	102	220
MAHAKALAPADA	3283	2847	592	9423	57	1427
MARSHAGHAI	15	724	100	3618	61	201
PATTAMUNDAI	4	1079	579	3954	800	185
RAJKANIKA	0	1181	177	5015	28	379
RAJNAGAR	1188	974	4213	5416	554	25
TOTAL	7868	10573	6130	40627	1636	3250

Occupational Pattern:

The table shows the classification of main workers in different Block and urban areas of the District.

Table No.1.2

Block/ Town	Cultivators	Agricultural Labour	Live Stock, Forestry etc.	Mining and Overjoing	House hold Industry	Trade and Commerce
AUL	13869	5252	756	8	415	1582
DERABIS	13666	9068	231	31	76	1476
GARADPUR	11782	3891	423	9	872	923
KENDRAPARA	16219	7744	320	7	561	1345
MAHAKALAPADA	31634	6044	0	0	382	1272
MARSHAGHAI	13881	4694	423	6	842	1436
PATTAMUNDAI	17278	6542	311	7	588	1070
RAJKANIKA	15028	5216	273	5	579	1541
RAJNAGAR	20679	6717	763	1	355	833
KENDRAPARA MUNICIPALITY	622	637	251	5	156	1139
PATTAMUNDAI NAC	1564	1056	154	8	172	1019
TOTAL	156222	56861	3915	87	4998	13636

Source: District Statistical Handbook (2001 Census data)

Demographic Profile of the District:

1.	Area	2548 Sq. Km		
2.	Population	Total	Male	Female
		1,301,856	646,356	6,55,500
3.	Decadal growth	13.25		
4.	Sex Ratio	1014 female per 1000 male		
5.	Density	492 per Sq. Km.		

Percentage of SC/ ST Population:

Following figure indicate the percentage of SC/ ST population to the total population of the District.

PERCENTAGE OF SC/ST IN THE DISTRICT

1. Scheduled Caste percentage: 19.83
2. Scheduled Tribe percentage: 0.40

Percentage of SC & ST 19.83 & 0.40. As nearly 20.83 of the population belong to SC & ST community, special focus is to be given for the education of the children of these deprived groups. 3.95% of the population comprises Muslim.

Literacy in the District:

As per census 2001 the literacy percentage of Kendrapara District is 77.33%. About 22.67% of the total population are non-literate. The women literacy is 67.29%.

Literacy Rate per 2001 Census

Table No. 1.3

Name of the Block/ Town	All Classes	Scheduled Caste	Scheduled Tribe
AJI	65.74	41.47	38.46
DERABIS	66.42	40.81	16.24
GARADPUR	67.91	49.54	18.18
KENDRAPARA	64.47	41.10	9.42
MAHAKALAPADA	55.40	40.87	13.51
MARSHAGHAI	67.73	49.76	12.62
PATTAMUNDAI	62.39	35.88	46.15
RAJANIKA	65.08	40.53	100.00
RAJNAGAR	57.04	36.82	23.53

Socio Economic Structure:

The District retains the Old caste based society that defines the socio-economic status of the people. The District is highly populated with SC people whose economic condition is yet to be developed. About 40% of people live below the poverty line.

Kendrapara in Bird's Eye View:

In the field of education Kendrapara College, Kendrapara at present has the glory to occupy the top position among the private colleges in the state. One Science College is under construction by the Govt. in this District near Gandakia. One Law College namely Dinabandhu Sahoo Law College after the name of Mr. Dinabandhu Sahoo, worthy child of the soil. Other than these many Sangeet Schools are opened all over the District to educate the learners on music and versatility on lyrical aspects. One blind school is opened at District Head Quarters to enable the blind children getting education.

In the fields of art & literature, this District has incomparable contribution. The arts, carved on the walls of Binod Bihari Temple at Kendrapara Town in a rare similarities on any other monuments or walls through out the State. The Bhakti Songs of Late Nimain Charan Harichandan ever rings the ear of millions of people in and out of the State. The literary aspects of Late Damodar Mishra of Rajkanika has left the memorial imprint on versatile compositions in Sanskrit. No one can forget the lady poet - Night Angle of Orissa - Mrs. Kuntala Kunari Sabat of Kendrapara. Other than these genius of the past days Kendrapara has produced so many of her children to play vital roles in fields of Arts & Literature in modern days, who are worthy and notable enough, as place of mythological and historical importance, Kendrapara has always uphold her own image on spiritualism. So far as the eyes of legends and mythology extents it sees, at the time of Mohabharat war Lord Baladeva wondering as pilgrim and helping the people by killing demons like Kandarasar and establishing the faith in pure love and Bhakti to the common people. In the field of education Kendrapara has paved the way to flourish the university like Puspagiri by 1100 A.D (which were found to be at Lalitagiri & Ratnagiri very closed to Kendrapara) Students came from abroad through Bay of Bengal and Madhusagar river, which flowed in this District then Kendrapara was a meeting place of two great religion - Hinduism & Budhisim and had ever the power of tolerance. This could the people to be enriched spiritually and academically. This flow has still opposed, not stopped to be present time. The founder of Iskon Society Mr. Bhakti Bedanta Swami Prabhupada, Namacharya Srimad Baya and Bhakta Kabi Guru Baikuntha nath Brahmachari could flourish and established the spiritual movement at the modern days in this District.

But to regret that this District could not have a technical education institution even after 55 year of independence. One Engineering School that started in Nineteen hundred sixties collapsed soon after.

CHAPTER - II

History of Educational Development:

Kendrapara as a District came into existences being separated from Cuttack District in the year 1993. It has its special uniqueness as regards to growth and development of Education. After the advent of British in the year 1803, some vernacular schools were established in the town areas, which subsequently came under the control of District board. In pre Independence are in some important places of the District M.E schools were established with the contribution of local Zamindars, which were upgraded into High Schools later. For the development of Vedic culture and to popularize Sanskrit language, Sanskrit Tols were established at different places of the District

After independence during 1955 - 1965 special Finance allocation for Primary schools gave birth to present set up of Primary Education. In the year 1961 the administration of Primary Schools was diverted from local board to the District inspector of schools under Education Department. The conscious inhabitants and the educated people of the District contributed a lot for expansion and development of academic atmosphere and eradication of illiteracy.

Non-formal education system was introduced in the District During 1989 - 90 educate dropouts. Total literacy campaign was lunched in the year 1999 to educate adult learners and to create awareness for education. Some other scheme like Operation Black Board was introduced in the District with increasing allocation expenditure, attempts were made to achieve the goals of universalisation of Elementary Education. But unfortunately it is still remained an elusive goal. Now time has come to review the achievement of the District in the field of education. Attempt has been made to present the educational scenario of the District in this chapter.

Educational institutions of the District:

Education is a co-operative effort. Elementary Education does not function in isolation leaving other educational institutions as those institutions facilitate vertical and horizontal mobility of learners. Table No. 2.14 presents the quantitative magnitude of Elementary Educational Institution of the District.

The above table indicates that a number of educational institutions are engaged in Elementary Education. In addition to this High Schools, Colleges, Vocational, Technical and Music Institutions are also there in the District satisfying a ground taste of the people

The details are given in Table No.2.1

Administrative Structure	Number
No. of District Inspector of Schools	2
No. of Dy. Inspector of Schools	2
No. of Sub-Inspector of Schools	34
No. of Govt. Primary Schools	1258
No. of Govt. Upper Primary Schools	500
No. of Aided Upper Primary Schools	80
No. of recognized Upper Primary Schools	31
No. of TRW Primary Schools	6
No. of Sisu Mandir	22
No. of Integral Schools	10
No. of Public Schools	17
No. of AWCs	661
No. of NCI.P Schools	---
No. of High Schools	324
No. of +2 Colleges	12
No. of Vocational Colleges	2
No. of +3 Colleges	18
No. of ST Schools	2
No. of Teachers (working in the Pry. Schools)	3111
Vacancy	311
No. of Teachers working in UP Schools	1543
Vacancy	346
Total Enrollment (Pry)	172664
Total Enrollment (Upper Pry.)	72361
No. of EGS Centre(prop) Primary	808
No. of EI Centre(prop) Upper Pry.	57
No. of Building less Schools	150

Elementary Education:

The District has 1258 nos. of Primary Schools and 580 nos. of Upper Primary Schools managed directly by the Govt. in the Department of S & ME and SC and ST Development Department.

In the perspective plan under SSA (DEEP) the District considers it necessary to include only Elementary Schools managed by S & ME Department SC & ST Development Dept. and privately managed aided schools.

Pre-school Education:

Pre School Education plays an important role in setting a base for Elementary Education. It creates conducive atmosphere in developing readiness for Elementary Education. A number of school i.e. English Medium School in urban areas imparting pre school Education in private through nursery classes.

Unfortunately there is no provision for pre schooling Education in the District. The Woman and Child Development Department is imparting pre schooling education through 661 nos of Anganwadi Centres under I.C.D.S project in rural areas converting 9 blocks with beneficiaries numbering 32118 in the age group 0-3 years and 63496 nos. in the age group 3-5 years. The details of which is reflected in Table No. 2.2

The centres run under I.C.D.S project are not adequate to cater all the children in the age group 0-5 years. Therefore much attention is needed for establishment of pre schooling centres in the District.

Child population in age group of below 14 years in Kendrapara District is found out by Survey to facilitate the planning how to make every child in this District to get Primary education. Block wise survey is made to achieve above goal. It shall affect every child as to the age group of 0-3, 3-5, 5-11 & 11-14 years. The survey has been made up on every category of children such as General, SC & ST. The numerical data of such population is given in the Table no 2.1(A), 2.1(B), 2.1(C), 2.1(D). Universalisation of Elementary Education targets to educate all these children. Not a single child should get out of this programme and SSA keeps all doors open to educate these children through any means and strategies. Data base for SSA has categorically found out the numerical statistics for General, SC, and ST people of the District. Disable children are also noted through this programme.

Table No. 2.1(A)

Data base for Sarva Shiksha Abhiyan

Child Population in the age group of below 14 year

Categories - Gen

Name of the Block/ Municipality/ NAC	0 - 3 Years			3 - 5 Years			5 - 11 Years			11-14 Years		
	Boys	Girls	Total	Boys	Girls	Total	Boys	Girls	Total	Boys	Girls	Total
Hu	9008	7757	16765	10865	9229	20094	8100	6700	14800	4337	3547	7884
Derabasti	2859	2676	5535	2306	2193	4499	6763	6397	13160	3862	3589	7451
Gardapur	2035	1901	3936	819	784	1603	5697	4977	10674	2879	2571	5450
Kendrapara	5157	5113	10300	4649	4351	9000	8544	7638	16182	5445	5246	10691
Pattamunda	4314	3894	8208	4273	3744	8017	7264	6720	13984	4127	4178	8305
Marsnagna	2473	2240	4713	1269	1169	2438	5792	5445	11237	2329	2321	4650
Manakaipada	5858	5296	11154	5397	4501	9898	9794	9059	18853	5584	5004	10588
Rajkanika	4630	4738	9368	964	1047	2011	12930	12909	25839	3843	3854	7697
Rainagar	5102	4922	10024	3861	3632	7493	9928	10039	19967	4205	3922	8127
Kendrapara Municipality	1286	1185	2471	931	1047	1978	3013	2822	5835	1142	1096	2238
Pattamunda N.A.C.	681	577	1258	627	532	1159	1089	986	2075	460	385	845
TOTAL	43433	40299	83732	35961	32229	68190	78914	73692	152606	38213	35713	73926

Table No. 2.1(B)

Data base for Sarva Shiksha Abhiyan

Child Population in the age group of below 14 year

Categories -SC

Name of the Block/ Municipality/ NAC	0 - 3 Years			3 - 5 Years			5 - 11 Years			11-14 Years		
	Boys	Girls	Total	Boys	Girls	Total	Boys	Girls	Total	Boys	Girls	Total
Aul	3860	3325	7185	3622	3217	6839	2070	1630	3700	1154	945	2099
Derabish	820	715	1535	805	786	1591	1085	987	2072	768	845	1613
Gardapur	502	444	946	208	198	406	1884	1599	3483	666	575	1242
Kendrapara	1538	1419	2957	1378	1202	2580	3399	2893	5292	1602	1461	3063
Pattamundai	2875	2597	5472	2850	2496	5346	8853	3084	11937	962	721	1683
Marshagnai	745	794	1539	759	725	1484	2519	2322	4841	1756	1484	3240
Mahakaipada	1915	1742	3657	1733	1450	3183	3150	2914	6064	1798	1610	3408
Rajkanika	385	400	785	470	340	810	500	380	880	520	380	900
Rajnagar	635	640	1275	884	906	1789	1943	1797	3740	1306	1341	2647
Kendrapara Municipality	79	72	151	67	66	133	102	80	182	93	82	175
Pattamundai N.A.C.	453	384	837	418	355	773	600	484	1084	98	95	193
TOTAL	13807	12532	26339	13194	11740	24934	26105	18170	44275	10723	9540	20263

Table No. 2.1-C

Data base for Sarva Shiksha Abhiyan

Child Population in the age group of below 14 year

Categories -ST

Name of the Block/ Municipality/ NAC	0 - 3 Years			3 - 5 Years			5 - 11 Years			11-14 Years		
	Boys	Girls	Total	Boys	Girls	Total	Boys	Girls	Total	Boys	Girls	Total
...			0			0			0			0
Derabasi	51	45	96	35	26	61	12	11	23	10	9	19
Gardapur			0			0			0			0
Kendrapara	27	23	50	18	14	32	27	31	58	18	15	33
Pattamundai			0			0			0			0
Warsinghai			0			0			0			0
Manakabada	205	218	423	93	91	184	184	169	353	106	95	201
Raikanika			0			0			0			0
Rainagar	43	39	82	46	52	98	146	102	248	24	25	50
Kendrapara Municipality	12	13	25	15	14	29	10	7	17	3	2	5
Pattamundai N A C			0			0			0			0
TOTAL	338	338	576	207	197	404	379	320	699	161	147	308

Source: D'S, Kendrapara and Pattamunda

Table No. 2.1(D)

Data base for Sarva Shiksha Abhiyan

Child Population in the age group of below 14 year

Categories -Disabled

Name of the Block/ Municipality/ NAC	0 - 3 Years			3 - 5 Years			5 - 11 Years			11-14 Years			Total No. of Beneficiaries
	Boys	Girls	Total	Boys	Girls	Total	Boys	Girls	Total	Boys	Girls	Total	
Aul	2	2	4	5	4	9	6	7	13	7	8	15	
Derabish	5	4	9	3	3	6	45	35	80	35	20	55	
Gardapur	13	11	24	5	4	9	48	14	62	29	8	37	
Kendrapara	26	20	46	32	24	56	58	49	107	55	57	122	
Pattamundai	8	5	13	11	9	20	19	10	29	18	12	30	
Marshaghai	20	20	40	25	14	39	50	39	89	20	18	38	
Mahakalpada	192	207	399	88	87	175	50	54	104	70	59	129	
Rajkanika	6	4	10	0	0	0	4	2	6	4	3	7	
Rajnagar	13	11	24	26	31	57	23	41	64	22	27	49	
Kendrapara Municipality	0	1	1	1	0	1	1	1	2	2	1	3	
Pattamundai N.A.C.	3	2	5	4	1	5	4	5	9	4	2	6	
TOTAL	288	287	575	200	177	377	308	257	565	276	215	491	

In Survey some children are detected who have not taken admission in any Educational Institution. They are taken as out of school children. The survey has covered up such type of children in all categories such as General, SC, ST and Disabled children. It is also found out sex wise in all categories. The numerical data of such children are given in Table no. 2.2(A), 2.2(B), 2.2(C), 2.2(D) 2.2(E) to facilitate imparting education of Primary and UP level of schools of the District. It is observed that about 42,869, children are out of school in this district Kendrapara Municipality has a very few no. of children belonging to this criteria, where as Rajnagar has the highest no. of children out of school in the District. 517 disable children of age group 6-14 are out of school in the District due to lack of schooling facility.

Table No. 2.2(A)

Distribution of Out of School Children

Child Population in the age group of below 14 year				Categories - All Category		
Name of the Block/ Municipality/ NAC	6 - 11 Years			11-14 Years		
	Boys	Girls	Total	Boys	Girls	Total
Aul	869	846	1715	666	647	1313
Derabish	901	740	1641	779	744	1523
Gardapur	1011	976	1987	902	714	1616
Kendrapara	1806	1711	3517	1409	1159	2568
Pattamundai	1601	1279	2880	1322	1242	2564
Marshaghai	998	705	1703	777	614	1391
Mahakalpada	1103	1065	2168	1017	814	1831
Rajkanika	1777	1550	3327	1598	1334	2932
Rajnagar	2133	1878	4011	1789	1458	3247
Kendrapara Municipality	92	58	150	141	135	276
Pattamundai N.A.C.	147	125	272	139	98	237
TOTAL	12438	10933	23371	10539	8959	19498

Table No. 2.2-B
Distribution of Out of School Children

General

Name of the Block/ Municipality/ NAC	6 - 11 Years			11-14 Years		
	Boys	Girls	Total	Boys	Girls	Total
Aul	817	804	1621	646	607	1253
Derabisi	794	606	1400	681	618	1299
Gardapur	695	860	1555	456	417	873
Kendrapara	1633	1566	3199	1186	1022	2208
Pattamundai	1083	855	1938	891	949	1740
Marshagni	338	429	767	727	611	1338
Manakapada	578	493	1071	372	375	747
Raikanika	1310	1221	2531	1283	1222	2505
Rainagar	1083	782	1865	966	935	1901
Kendrapara Municipality	70	2	72	75	94	169
Pattamundai N.A.C	139	110	249	114	111	225
TOTAL	8540	7728	16268	7397	6861	14258

Table No. 2.2-C

Distribution of Out of School Children

Name of the Block	Child Population in the age group of below 14 year			Categories - SC		
	6 - 11 Years			11-14 Years		
	Boys	Girls	Total	Boys	Girls	Total
Aul	52	42	94	30	30	60
Derabish	105	130	235	109	108	217
Gardapur	316	116	432	411	332	743
Kendrapara	163	137	300	185	144	329
Pattamundai	518	424	942	437	387	824
Marshaghai	660	276	936	22	31	53
Mahakalpada	462	503	965	445	508	953
Rajkanika	467	329	796	280	147	427
Rajnagar	959	1029	1988	634	694	1328
Kendrapara Municipality	13	34	47	47	23	70
Pattamundai N.A.C.	8	15	23	5	7	12
TOTAL	3723	3035	6758	2605	2411	5016

Table no. 2.2-D

Distribution of Out of School Children

Name of the Block	Child Population in the age group of below 14 year			Categories - ST		
	6 - 11 Years			11-14 Years		
	Boys	Girls	Total	Boys	Girls	Total
Aui	0	0	0	0	0	0
Derabish	2	4	6	4	3	7
Gardapur	0	0	0	0	0	0
Kendrabara	10	8	18	15	16	31
Pattamundai	0	0	0	0	0	0
Marshaghai	0	0	0	0	0	0
Mahakalbada	63	69	132	59	72	131
Raikanika	0	0	0	0	0	0
Rajnagar	91	67	158	9	9	18
Kendrabara Municipality	9	22	31	19	18	37
Pattamundai N A C	0	0	0	0	0	0
TOTAL	175	170	345	106	118	224

Table No. 2.2-E
Distribution of Out of School Children

Name of the Block	Child Population in the age group of below 14 year			Categories - Disabled		
	6 - 11 Years			11-14 Years		
	Boys	Girls	Total	Boys	Girls	Total
Aul	6	7	13	7	8	15
Derabish	12	8	20	7	6	13
Gardapur			0			0
Kendrapara	61	47	108	32	37	69
Pattamundai			0			0
Marshaghai	12	13	25	9	7	16
Mahakaipada	37	30	67	20	22	42
Rajkanika	4	2	6	4	3	7
Rajnagar	23	41	64	22	27	49
Kendrapara Municipality	1	2	3	0	0	0
Pattamundai N.A.C.			0			0
TOTAL	156	150	306	101	110	211

To achieve the goal of universalization of Primary education in the District survey has been made to find out a numerical data of enrollment position from pre Primary level to upper Primary level by which it shall be easier to locate the out of school children in every Block areas- in every GP level and Village Level. It also extents to every door to find out every school going child and non admitted child in any educational institutions it targets to impact education of all irrespective of sex. The numerical data of such children are given in Table no. 2.3(A), 2.3(B), 2.3(C). Class wise and Sex wise enrollment position of the District in Block wise from age group 3-5 years, 5-11 years and 11-14 years has been shown in this table. It includes the children taken admission in Anganwadi Centres, Govt. Primary and Upper Primary Schools with the children admitted in schools opened by Private Sectors in the District. So far the District has 88.69% of children enrolled in different Educational Institutions up to age 14.

Table No. 2.3

Enrolment in AWS, Primary Schools, Upper Primary Schools and above for children below 14 yrs.

Name of the Block/ Municipality/ NAC	3-5 Years			6-11 Years						11-14 Years					
	AWW	Others	Total	Boys		Girls		Total		Boys		Girls		Total	
	Boys	Girls		Pry	Upry	Pry	Upry	Pry	Upry	Pry	Upry	Pry	Upry	Pry	Upry
Aui	3735	3352	7087	10173	0	8327	0	18500	0	160	5898	150	4085	310	9983
Derabish	1098	929	2027	8535	0	7911	0	16446	0	39	5446	32	5164	71	10610
Gardapur	4115	3529	7644	6491	0	6123	0	12614	0	20	2695	22	2350	42	5045
Kendrapara	3979	3709	7688	11160	0	8055	0	19215	0	55	2673	65	2030	120	4703
Pattamundai	7123	6240	13363	10671	0	9855	0	20526	0	42	5089	33	4899	75	9980
Marshaghai	2246	1953	4199	7931	0	7117	0	15048	0	28	3169	26	2684	54	5853
Mahakalpada	7963	3926	11889	12880	0	11657	0	24537	0	45	6096	38	5523	83	11619
Rajkanika	5978	6407	12385	8601	0	7894	0	16495	0	50	4500	76	4104	126	8604
Rajnagar	4545	4543	9088	9608	0	10546	0	20154	0	120	2915	100	3170	220	6085
Kendrapara Municipality	75	64	139	3021	0	2893	0	5914	0	30	1201	32	1150	62	2351
Pattamundai N.A.C.	627	532	1159	1720	0	1495	0	3215	0	6	558	4	480	10	1038
TOTAL	41484	35184	76668	90791	0	81873	0	172664	0	595	40240	578	35639	1173	75879

Table No. 2.3-A

Enrolment Position in Pre Primary Schools (Anganwadi)

Sl. No	Name of the Block/ Municipality/ NAC	Boys	Girls	Total
1	Aul	3735	3352	7087
2	Derabish	1098	929	2027
3	Gardapur	4115	3529	7644
4	Kendrapara	2979	3709	6688
5	Pattamundai	7123	6240	13363
6	Marshagnai	2246	1953	4199
7	Manakaipada	7963	3926	11889
8	Rajkanika	5978	6407	12385
9	Rajnagar	4545	4543	9088
10	Kendrapara Municipality	75	64	139
11	Pattamundai N A C	627	532	1159
	TOTAL	40484	35184	75668

Table No. 2.3-3

Class - wise Enrolment (5- 11Years)

Si No.	Name of the Block/ Municipality/ NAC	Class - I			Class - II			Class - III			Class - IV			Class - V		
		Boys	Girls	Total	Boys	Girls	Total	Boys	Gir's	Total	Boys	Girls	Total	Boys	Girls	Total
1	Aul	2189	1791	3980	2145	1755	3900	2049	1678	3727	1886	1544	3430	1904	1559	3463
2	Derabish	1914	1760	3674	1957	1713	3670	1718	1582	3300	1483	1466	2949	1463	1390	2853
3	Gardapur	1430	1321	2751	1323	1218	2541	1347	1200	2547	1182	1078	2260	1209	984	2193
4	Kendrapara	2618	2404	5022	2476	2238	4714	2292	1993	4285	1942	1626	3568	1832	1611	3443
5	Pattamundai	2075	1917	3992	2215	2045	4260	2534	2340	4874	2043	1887	3930	1804	1666	3470
6	Marshaghai	1576	1505	3081	1707	1525	3232	1726	1532	3258	1453	1245	2698	1469	1310	2779
7	Mahakalpada	2729	2441	5170	2678	2569	5247	2796	2451	5247	2387	2147	4534	2290	2049	4339
8	Rajkanika	1934	1740	3674	1777	1699	3476	1734	1663	3397	1577	1479	3056	1449	1313	2762
9	Rajnagar	2897	2530	5427	2400	2156	4556	2227	2086	4313	2058	1968	4026	1876	1806	3682
10	Kendrapara Municipality	605	617	1222	617	590	1207	657	615	1272	561	518	1079	581	553	1134
11	Pattamundai N.A.C.	372	330	702	429	367	796	350	303	653	299	262	561	270	233	503
TOTAL		20339	18356	38695	19724	17875	37599	19430	17443	36873	16871	15220	32091	16147	14474	30621

Source: DIS, Kendrapara and Pattamundai

Table No. 2.3-C

Class - wise Enrolment (11- 14 Years)

Sl No.	Name of the Block/ Municipality/ NAC	Class - VI			Class - VII			Class - VIII		
		Boys	Girls	Total	Boys	Girls	Total	Boys	Girls	Total
1	Aul	2229	1753	3982	2181	1784	3965	1119	917	2036
2	Derabish	1765	1459	3224	1758	1418	3176	735	728	1463
3	Gardapur	980	889	1869	940	844	1784	775	625	1400
4	Kendrapara	1417	1107	2524	1256	923	2179	847	681	1528
5	Pattamunda	2360	2238	4598	2382	2315	4697	313	390	703
6	Marshaghal	1217	1008	2225	1206	977	2183	746	799	1545
7	Mahakalpada	2580	2296	4876	2540	2202	4742	976	1025	2001
8	Paikanika	1488	1509	2997	1649	1568	3217	842	658	1500
9	Rajnagar	1166	1025	2191	1018	857	1875	869	695	1564
10	Kendrapara Municipality	475	463	938	507	446	953	257	169	426
11	Pattamunda N.A.C.	300	270	570	258	210	468	210	240	450
TOTAL		15977	14017	29994	15695	13544	29239	7689	6927	14616

As Primary Education is a right to every child every habitation should have Primary educational institution by which every child shall get an easy reach to the school. On this view the survey had been made to locate school less habitation in each Block. The numerical data of such habitation is given Block wise here with through the Table no. 2.4. In this table, No. of Revenue villages, No. of Primary Schools, No. of Habitations served by Primary schools, No. of EGS Centres opened, No. of EGS eligible Centres under proposal etc. are shown. Hence the no. of habitations having no school facility can be easily detected. This District has 1525 Revenue Villages, 975 Bastis. These Revenue Villages and Bastis are served by 1258 Primary Schools by which 1217 villages/ hamlets are served by Primary Schools. District has opened 201 EGS centres and has proposed to open more 403 EGS Centres with 334 AIE facilities. It is expected to cover up all the habitations as schooling spots and as Feeder Villages or Hamlets in the District.

Table No. 2.4

School Less Habitations in Each Block (I)

Sl. No	Name of the Block/ Municipality/ NAC	No. of Revenue Village	No. of Habitation	No. pry. Schools	No. of habitation served by Pry. Schools	No. of EGS (Pry. Opened)	No. of Eligible EGS (Pry. Proposed)	Addl. Habitations served by EGS (Pry.) Total	Unsserved Pry. Habitation not qualifying under PS or EGS
1	Aul	121	104	134	130	12	39	0	35
2	Derabish	177	67	147	141	13	37	0	20
3	Gardapur	136	86	115	110	7	59	0	35
4	Kendrapara	136	102	135	131	9	49	0	55
5	Pattamunda	141	96	149	142	10	38	0	49
6	Marshagna	108	81	109	103	10	32	0	42
7	Manakaipada	224	46	142	139	39	53	0	20
8	Rajkanika	168	81	132	126	27	44	0	35
9	Rajnagar	252	60	146	146	72	52	0	29
10	Kendrapara Municipality	0	0	29	29	1	0	0	7
11	Pattamunda N.A.C.	0	0	20	20	1	0	0	7
TOTAL		1463	723	1258	1217	201	403	0	334

No. of school less habitation are shown where is no school within 1 km distance. The survey has been made as per the EGS norms and Block wise School less Habitations have been identified which are to be benefited under the programme. No. of school less habitations, proposed facilities under SSA and EGS with un-served scattered habitations are shown in the Table No. 2.5. Co-ordinating the above schools it is observed that the district has 751 School less habitations where no schooling facility is available within 1 km distance from the residence of the child. Total 604 habitations are brought under this scheme to be benefited and 334 unserved scattered habitations are there which need to be covered under AIE scheme.

Table No. 2.5

School Less Habitations in Each Block (II)

Sl No.	Name of the Block/ Municipality/ NAC	No. of School less habitation (No PS within 1 km. Distance)	Proposed facilities under		Habitation to be benefited under		Unserviced scattered habitation if any
			SSA formal PS school	EGS (Pry) school	Formal PS	EGS PS	
1	Aul	60	3	75	3	75	35
2	Derabish	72	4	80	4	80	20
3	Gardapur	81	4	93	4	93	35
4	Kendrapara	74	3	80	3	60	55
5	Pattamunda	62	3	70	3	70	49
6	Marshaghar	54	3	65	3	65	42
7	Manakalpada	101	7	110	7	110	20
8	Raikanika	93	5	100	5	100	35
9	Rainagar	152	8	135	8	135	29
10	Kendrapara Municipality	1	0		0	0	7
11	Pattamunda N.A.C	1	0		0	0	7
TOTAL		751	40	803	40	808	334

After due survey it was found that a number of children were left out of schools. Some were dropped out from schools, some were disabled who could not attend the schools. District planning have taken steps to bring those children under EGS facilities categorically. As per the age norms of those children they are treated as beneficiaries in Primary schools and UP schools. The categorically figures relating those children are shown in the Table 2.13. Budget has been placed under proposal to give benefits to those children by opening of Primary schools and UP schools under EGS norms. 25,383 children will be benefited by opening of new Primary Schools and Upper Primary Schools under SSA norms. 15,040 children will be benefited by the AIE scheme. The survey has detected 2446 children as irregular schooling children who need special care under the AIE norms by opening Mini Schools, Bridge Course, Residential Bridge Course Centre, Camp Schools, Remedial Coaching Centre and Adolescent Girls Camp in the appropriate spot.

Table No. 2.6

No. of Children to be benefited with the opening of EGS (PS) & Upper Primary Schools

Sl No.	Name of the Block/ Municipality/ NAC	No. of Children to be benefited				Out of School Children in remaingin in scattered habitation	
		Under Proposed Primary		Proposed EGS		6 - 11	11 - 14
		6 - 11	11 - 14	6 - 11	11 - 14		
1	Aul	300	105	1410	125	516	370
2	Derabish	400	315	1487	224	301	292
3	Gardapur	400	280	1910	31	425	312
4	Kendrapara	300	245	2079	237	1610	1541
5	Pattamunda	300	175	1461	213	1507	1437
6	Marsnagna	300	140	1200	163	604	483
7	Manakapada	700	67	2607	0	198	115
8	Rajkanika	500	175	2119	288	1560	1402
9	Rainagar	800	241	3596	377	1092	756
10	Kendrapara Municipality	0	0	26	0	80	44
11	Pattamunda N.A.C.	0	0	27	0	216	179
TOTAL		4000	1743	17922	1718	8109	6931

Table No. 2.6-A
OUT OF SCHOOL CHILDREN TO BE ENROLLED IN EGS AND AIE SCHEME

Name of the Block/ Municipality/ NAC	Child population of age group 6-14	Children enrolled of age group 6- 14	Out of School children of age group 6- 14	No. of new formal school			No. of EGS centres opened			Total Learners	Balance Learners	Irregular Schooling children	Rest learners identified for AIE	No. of AIE centres required
				Pry	Upry	Enrolled	Pry	Upry	Enrolled					
Aul	31511	28483	3028	3	3	405	75	3	2055	2460	568	202	568	35
Derabish	27473	24309	3164	4	9	715	80	9	2251	2966	198	145	198	20
Gardapur	20948	17345	3603	4	8	680	93	3	2616	3296	307	185	307	35
Kendrapara	33548	27263	6285	3	7	545	79	6	2447	2992	3293	273	3293	55
Pattamundai	35968	30524	5444	3	5	475	69	6	2073	2548	2896	351	2896	49
Marshaghai	24095	21001	3094	3	4	440	65	5	1933	2373	721	204	721	42
Mahakaipada	40137	36156	3999	7	2	767	110	0	2971	3738	261	312	261	20
Rajkanika	30338	24079	6259	5	5	675	100	12	3102	3807	2452	215	2452	35
Rajnagar	34892	27634	7258	8	7	1441	135	13	4121	5562	1696	396	1696	29
Kendrapara Municipality	8457	8231	226	0	0	0	1	0	26	26	200	76	200	7
Pattamundai N.A.C.	5212	4703	509	0	0	0	1	0	27	27	482	87	482	7
TOTAL	292579	249728	42869	40	50	6143	808	57	23622	29795	13074	2446	13074	334

N.B:- Out of School Children - Drop out + Non-Enrolled + Irregular Schooling Children.

Source: DIS, Kendrapara Pattamundai

It is observed, the programme on universalisation of Primary education is seriously affected in our District due to non admission, drop outs repeaters of children of various age groups from 5-14 years. In some G.Ps this percentage is higher. The District planning has given special importance on such schools in different GPs to get Cent Percent literacy and schooling progress before 2010 A.D. It plans to take special care on them and by that Cent percent achievement can be gained by 2006-2007 A.D.

Table No. 2.7-A
TARGET SETTING FOR UNIVERSALIZATION OF PRIMARY EDUCATION Kendrapara DISTRICT
 For 6 - 11 Years in Class I - V

Enrolment at the GP Level

Sl. No.	Name of the G.P	60% or Less	Between 60-70%	Between 70-80%	Between 80-90%	Between 90-100%	100%
AUL							
1	Deymal	2002-2003 Yrs	2003-2004 Yrs	2004-2005 Yrs	2005-2006 Yrs	2006-2007 Yrs	2006-2007 Yrs
2	Mendhapur	2002-2003 Yrs	2003-2004 Yrs	2004-2005 Yrs	2005-2006 Yrs	2006-2007 Yrs	2006-2007 Yrs
3	Balakati	2002-2003 Yrs	2003-2004 Yrs	2004-2005 Yrs	2005-2006 Yrs	2006-2007 Yrs	2006-2007 Yrs
4	Nial	2002-2003 Yrs	2003-2004 Yrs	2004-2005 Yrs	2005-2006 Yrs	2006-2007 Yrs	2006-2007 Yrs
5	Batipada	2002-2003 Yrs	2003-2004 Yrs	2004-2005 Yrs	2005-2006 Yrs	2006-2007 Yrs	2006-2007 Yrs
6	Sahira	2002-2003 Yrs	2003-2004 Yrs	2004-2005 Yrs	2005-2006 Yrs	2006-2007 Yrs	2006-2007 Yrs
7	Sanamanga	2002-2003 Yrs	2003-2004 Yrs	2004-2005 Yrs	2005-2006 Yrs	2006-2007 Yrs	2006-2007 Yrs
8	Bhuinpur	2002-2003 Yrs	2003-2004 Yrs	2004-2005 Yrs	2005-2006 Yrs	2006-2007 Yrs	2006-2007 Yrs
9	Patrapur	2002-2003 Yrs	2003-2004 Yrs	2004-2005 Yrs	2005-2006 Yrs	2006-2007 Yrs	2006-2007 Yrs
10	Nuapada	2002-2003 Yrs	2003-2004 Yrs	2004-2005 Yrs	2005-2006 Yrs	2006-2007 Yrs	2006-2007 Yrs
DERABISH							
1	Kusiapal	2002-2003 Yrs	2003-2004 Yrs	2004-2005 Yrs	2005-2006 Yrs	2006-2007 Yrs	2006-2007 Yrs
2	Guaisingh	2002-2003 Yrs	2003-2004 Yrs	2004-2005 Yrs	2005-2006 Yrs	2006-2007 Yrs	2006-2007 Yrs
3	Nahabga	2002-2003 Yrs	2003-2004 Yrs	2004-2005 Yrs	2005-2006 Yrs	2006-2007 Yrs	2006-2007 Yrs
4	Chandol	2002-2003 Yrs	2003-2004 Yrs	2004-2005 Yrs	2005-2006 Yrs	2006-2007 Yrs	2006-2007 Yrs
5	Khamola	2002-2003 Yrs	2003-2004 Yrs	2004-2005 Yrs	2005-2006 Yrs	2006-2007 Yrs	2006-2007 Yrs
6	Narasinghpur	2002-2003 Yrs	2003-2004 Yrs	2004-2005 Yrs	2005-2006 Yrs	2006-2007 Yrs	2006-2007 Yrs
7	Ratadia Khandasahi	2002-2003 Yrs	2003-2004 Yrs	2004-2005 Yrs	2005-2006 Yrs	2006-2007 Yrs	2006-2007 Yrs
8	Danpur	2002-2003 Yrs	2003-2004 Yrs	2004-2005 Yrs	2005-2006 Yrs	2006-2007 Yrs	2006-2007 Yrs
9	Bhagabatpur	2002-2003 Yrs	2003-2004 Yrs	2004-2005 Yrs	2005-2006 Yrs	2006-2007 Yrs	2006-2007 Yrs
10	Basupur	2002-2003 Yrs	2003-2004 Yrs	2004-2005 Yrs	2005-2006 Yrs	2006-2007 Yrs	2006-2007 Yrs
11	Barimul	2002-2003 Yrs	2003-2004 Yrs	2004-2005 Yrs	2005-2006 Yrs	2006-2007 Yrs	2006-2007 Yrs
12	Chatara Chakada	2002-2003 Yrs	2003-2004 Yrs	2004-2005 Yrs	2005-2006 Yrs	2006-2007 Yrs	2006-2007 Yrs
GARADPR							
1	Garadpur	2002-2003 Yrs	2003-2004 Yrs	2004-2005 Yrs	2005-2006 Yrs	2006-2007 Yrs	2006-2007 Yrs
2	Pakhod	2002-2003 Yrs	2003-2004 Yrs	2004-2005 Yrs	2005-2006 Yrs	2006-2007 Yrs	2006-2007 Yrs

3	Patkura	2002-2003 Yrs	2003-2004 Yrs	2004-2005 Yrs	2005-2006 Yrs	2006-2007 Yrs	2006-2007 Yrs
4	Bedan	2002-2003 Yrs	2003-2004 Yrs	2004-2005 Yrs	2005-2006 Yrs	2006-2007 Yrs	2006-2007 Yrs
5	Teyndakura	2002-2003 Yrs	2003-2004 Yrs	2004-2005 Yrs	2005-2006 Yrs	2006-2007 Yrs	2006-2007 Yrs
6	Bangalo Sahi	2002-2003 Yrs	2003-2004 Yrs	2004-2005 Yrs	2005-2006 Yrs	2006-2007 Yrs	2006-2007 Yrs
7	Kalabuda	2002-2003 Yrs	2003-2004 Yrs	2004-2005 Yrs	2005-2006 Yrs	2006-2007 Yrs	2006-2007 Yrs
8	Tikanapur	2002-2003 Yrs	2003-2004 Yrs	2004-2005 Yrs	2005-2006 Yrs	2006-2007 Yrs	2006-2007 Yrs
KENDRAPARA							
1	Kapaleswar	2002-2003 Yrs	2003-2004 Yrs	2004-2005 Yrs	2005-2006 Yrs	2006-2007 Yrs	2006-2007 Yrs
2	Shyamasundarpur	2002-2003 Yrs	2003-2004 Yrs	2004-2005 Yrs	2005-2006 Yrs	2006-2007 Yrs	2006-2007 Yrs
3	Ostapur	2002-2003 Yrs	2003-2004 Yrs	2004-2005 Yrs	2005-2006 Yrs	2006-2007 Yrs	2006-2007 Yrs
4	Kansar	2002-2003 Yrs	2003-2004 Yrs	2004-2005 Yrs	2005-2006 Yrs	2006-2007 Yrs	2006-2007 Yrs
5	Indupur	2002-2003 Yrs	2003-2004 Yrs	2004-2005 Yrs	2005-2006 Yrs	2006-2007 Yrs	2006-2007 Yrs
6	Bagada	2002-2003 Yrs	2003-2004 Yrs	2004-2005 Yrs	2005-2006 Yrs	2006-2007 Yrs	2006-2007 Yrs
7	Bharatpur	2002-2003 Yrs	2003-2004 Yrs	2004-2005 Yrs	2005-2006 Yrs	2006-2007 Yrs	2006-2007 Yrs
8	Nikirai	2002-2003 Yrs	2003-2004 Yrs	2004-2005 Yrs	2005-2006 Yrs	2006-2007 Yrs	2006-2007 Yrs
9	Chakroda	2002-2003 Yrs	2003-2004 Yrs	2004-2005 Yrs	2005-2006 Yrs	2006-2007 Yrs	2006-2007 Yrs
PATTAMUNDAI							
1	Sadamulubasanta	2002-2003 Yrs	2003-2004 Yrs	2004-2005 Yrs	2005-2006 Yrs	2006-2007 Yrs	2006-2007 Yrs
2	Bilikana	2002-2003 Yrs	2003-2004 Yrs	2004-2005 Yrs	2005-2006 Yrs	2006-2007 Yrs	2006-2007 Yrs
3	Chandan Nagar	2002-2003 Yrs	2003-2004 Yrs	2004-2005 Yrs	2005-2006 Yrs	2006-2007 Yrs	2006-2007 Yrs
4	Damarpur	2002-2003 Yrs	2003-2004 Yrs	2004-2005 Yrs	2005-2006 Yrs	2006-2007 Yrs	2006-2007 Yrs
5	Sasan	2002-2003 Yrs	2003-2004 Yrs	2004-2005 Yrs	2005-2006 Yrs	2006-2007 Yrs	2006-2007 Yrs
6	Balabhadrapur	2002-2003 Yrs	2003-2004 Yrs	2004-2005 Yrs	2005-2006 Yrs	2006-2007 Yrs	2006-2007 Yrs
MARSHAGHAI							
1	Marshaghai	2002-2003 Yrs	2003-2004 Yrs	2004-2005 Yrs	2005-2006 Yrs	2006-2007 Yrs	2006-2007 Yrs
2	Silipur	2002-2003 Yrs	2003-2004 Yrs	2004-2005 Yrs	2005-2006 Yrs	2006-2007 Yrs	2006-2007 Yrs
3	Angula	2002-2003 Yrs	2003-2004 Yrs	2004-2005 Yrs	2005-2006 Yrs	2006-2007 Yrs	2006-2007 Yrs
4	Mehendingar	2002-2003 Yrs	2003-2004 Yrs	2004-2005 Yrs	2005-2006 Yrs	2006-2007 Yrs	2006-2007 Yrs
5	Manikunda	2002-2003 Yrs	2003-2004 Yrs	2004-2005 Yrs	2005-2006 Yrs	2006-2007 Yrs	2006-2007 Yrs
6	Kunudi	2002-2003 Yrs	2003-2004 Yrs	2004-2005 Yrs	2005-2006 Yrs	2006-2007 Yrs	2006-2007 Yrs
7	Dumuka	2002-2003 Yrs	2003-2004 Yrs	2004-2005 Yrs	2005-2006 Yrs	2006-2007 Yrs	2006-2007 Yrs
8	Kariipatana	2002-2003 Yrs	2003-2004 Yrs	2004-2005 Yrs	2005-2006 Yrs	2006-2007 Yrs	2006-2007 Yrs
9	Dasipur	2002-2003 Yrs	2003-2004 Yrs	2004-2005 Yrs	2005-2006 Yrs	2006-2007 Yrs	2006-2007 Yrs

1	Bijayanagar	2002-2003 Yrs	2003-2004 Yrs	2004-2005 Yrs	2005-2006 Yrs	2006-2007 Yrs	2006-2007 Yrs
2	Balipal	2002-2003 Yrs	2003-2004 Yrs	2004-2005 Yrs	2005-2006 Yrs	2006-2007 Yrs	2006-2007 Yrs
3	Mahakaipada	2002-2003 Yrs	2003-2004 Yrs	2004-2005 Yrs	2005-2006 Yrs	2006-2007 Yrs	2006-2007 Yrs
4	Rrajagari	2002-2003 Yrs	2003-2004 Yrs	2004-2005 Yrs	2005-2006 Yrs	2006-2007 Yrs	2006-2007 Yrs
5	Mangaipur	2002-2003 Yrs	2003-2004 Yrs	2004-2005 Yrs	2005-2006 Yrs	2006-2007 Yrs	2006-2007 Yrs
6	Tikarpanga	2002-2003 Yrs	2003-2004 Yrs	2004-2005 Yrs	2005-2006 Yrs	2006-2007 Yrs	2006-2007 Yrs
7	Jadupur	2002-2003 Yrs	2003-2004 Yrs	2004-2005 Yrs	2005-2006 Yrs	2006-2007 Yrs	2006-2007 Yrs
8	Badakui	2002-2003 Yrs	2003-2004 Yrs	2004-2005 Yrs	2005-2006 Yrs	2006-2007 Yrs	2006-2007 Yrs
9	Teragaon	2002-2003 Yrs	2003-2004 Yrs	2004-2005 Yrs	2005-2006 Yrs	2006-2007 Yrs	2006-2007 Yrs
RAJKANIKA							
1	Akhuleipada	2002-2003 Yrs	2003-2004 Yrs	2004-2005 Yrs	2005-2006 Yrs	2006-2007 Yrs	2006-2007 Yrs
2	Kantapada	2002-2003 Yrs	2003-2004 Yrs	2004-2005 Yrs	2005-2006 Yrs	2006-2007 Yrs	2006-2007 Yrs
3	Siko	2002-2003 Yrs	2003-2004 Yrs	2004-2005 Yrs	2005-2006 Yrs	2006-2007 Yrs	2006-2007 Yrs
4	Trailokyapur	2002-2003 Yrs	2003-2004 Yrs	2004-2005 Yrs	2005-2006 Yrs	2006-2007 Yrs	2006-2007 Yrs
5	Olabar	2002-2003 Yrs	2003-2004 Yrs	2004-2005 Yrs	2005-2006 Yrs	2006-2007 Yrs	2006-2007 Yrs
6	Katanabania	2002-2003 Yrs	2003-2004 Yrs	2004-2005 Yrs	2005-2006 Yrs	2006-2007 Yrs	2006-2007 Yrs
RAJNAGAR							
1	Rajanagar	2002-2003 Yrs	2003-2004 Yrs	2004-2005 Yrs	2005-2006 Yrs	2006-2007 Yrs	2006-2007 Yrs
2	Bandhapada	2002-2003 Yrs	2003-2004 Yrs	2004-2005 Yrs	2005-2006 Yrs	2006-2007 Yrs	2006-2007 Yrs
3	Sanabada Gopalpur	2002-2003 Yrs	2003-2004 Yrs	2004-2005 Yrs	2005-2006 Yrs	2006-2007 Yrs	2006-2007 Yrs
4	Municipality	2002-2003 Yrs	2003-2004 Yrs	2004-2005 Yrs	2005-2006 Yrs	2006-2007 Yrs	2006-2007 Yrs
5	NAC	2002-2003 Yrs	2003-2004 Yrs	2004-2005 Yrs	2005-2006 Yrs	2006-2007 Yrs	2006-2007 Yrs

Source: DIS, Kendrapara Pattamunda

Table No. 2.7-B
TARGET SETTING FOR UNIVERSALIZATION OF PRIMARY EDUCATION Kendrapara DISTRICT
For 6 - 11 Years in Class I - V

Enrolment at the GP Level									
Sl. No.	Name of the G.P	Between 30-40%	Between 40-50%	Between 50-60%	Between 60-70%	Between 70-80%	Between 80-90%	Between 90-100%	100%
AUL									
1	Badambila	2002-2003 Yrs	2003-2004 Yrs	2004-2005 Yrs	2005-2006 Yrs	2006-2007 Yrs	2007-2008 Yrs	2008-2009 Yrs	2009-2010 Yrs
2	Areikana	2002-2003 Yrs	2003-2004 Yrs	2004-2005 Yrs	2005-2006 Yrs	2006-2007 Yrs	2007-2008 Yrs	2008-2009 Yrs	2009-2010 Yrs
3	Chandiagan	2002-2003 Yrs	2003-2004 Yrs	2004-2005 Yrs	2005-2006 Yrs	2006-2007 Yrs	2007-2008 Yrs	2008-2009 Yrs	2009-2010 Yrs
4	Manikapatana	2002-2003 Yrs	2003-2004 Yrs	2004-2005 Yrs	2005-2006 Yrs	2006-2007 Yrs	2007-2008 Yrs	2008-2009 Yrs	2009-2010 Yrs
5	Padinipal	2002-2003 Yrs	2003-2004 Yrs	2004-2005 Yrs	2005-2006 Yrs	2006-2007 Yrs	2007-2008 Yrs	2008-2009 Yrs	2009-2010 Yrs
6	Sansidha	2002-2003 Yrs	2003-2004 Yrs	2004-2005 Yrs	2005-2006 Yrs	2006-2007 Yrs	2007-2008 Yrs	2008-2009 Yrs	2009-2010 Yrs
7	Singiri	2002-2003 Yrs	2003-2004 Yrs	2004-2005 Yrs	2005-2006 Yrs	2006-2007 Yrs	2007-2008 Yrs	2008-2009 Yrs	2009-2010 Yrs
8	Dimiroba	2002-2003 Yrs	2003-2004 Yrs	2004-2005 Yrs	2005-2006 Yrs	2006-2007 Yrs	2007-2008 Yrs	2008-2009 Yrs	2009-2010 Yrs
9	Narendrapur	2002-2003 Yrs	2003-2004 Yrs	2004-2005 Yrs	2005-2006 Yrs	2006-2007 Yrs	2007-2008 Yrs	2008-2009 Yrs	2009-2010 Yrs
10	Kalidaha	2002-2003 Yrs	2003-2004 Yrs	2004-2005 Yrs	2005-2006 Yrs	2006-2007 Yrs	2007-2008 Yrs	2008-2009 Yrs	2009-2010 Yrs
11	Gopinapur	2002-2003 Yrs	2003-2004 Yrs	2004-2005 Yrs	2005-2006 Yrs	2006-2007 Yrs	2007-2008 Yrs	2008-2009 Yrs	2009-2010 Yrs
12	Manu	2002-2003 Yrs	2003-2004 Yrs	2004-2005 Yrs	2005-2006 Yrs	2006-2007 Yrs	2007-2008 Yrs	2008-2009 Yrs	2009-2010 Yrs
13	Eradanga	2002-2003 Yrs	2003-2004 Yrs	2004-2005 Yrs	2005-2006 Yrs	2006-2007 Yrs	2007-2008 Yrs	2008-2009 Yrs	2009-2010 Yrs
DERABISH									
	Kunjanga	2002-2003 Yrs	2003-2004 Yrs	2004-2005 Yrs	2005-2006 Yrs	2006-2007 Yrs	2007-2008 Yrs	2008-2009 Yrs	2009-2010 Yrs
2	Palei	2002-2003 Yrs	2003-2004 Yrs	2004-2005 Yrs	2005-2006 Yrs	2006-2007 Yrs	2007-2008 Yrs	2008-2009 Yrs	2009-2010 Yrs
3	Mukundapur	2002-2003 Yrs	2003-2004 Yrs	2004-2005 Yrs	2005-2006 Yrs	2006-2007 Yrs	2007-2008 Yrs	2008-2009 Yrs	2009-2010 Yrs
4	Laxminarayanpur	2002-2003 Yrs	2003-2004 Yrs	2004-2005 Yrs	2005-2006 Yrs	2006-2007 Yrs	2007-2008 Yrs	2008-2009 Yrs	2009-2010 Yrs
5	Benipur	2002-2003 Yrs	2003-2004 Yrs	2004-2005 Yrs	2005-2006 Yrs	2006-2007 Yrs	2007-2008 Yrs	2008-2009 Yrs	2009-2010 Yrs
6	Golarahat	2002-2003 Yrs	2003-2004 Yrs	2004-2005 Yrs	2005-2006 Yrs	2006-2007 Yrs	2007-2008 Yrs	2008-2009 Yrs	2009-2010 Yrs
7	Ragnudeipur	2002-2003 Yrs	2003-2004 Yrs	2004-2005 Yrs	2005-2006 Yrs	2006-2007 Yrs	2007-2008 Yrs	2008-2009 Yrs	2009-2010 Yrs
8	Mangalapur	2002-2003 Yrs	2003-2004 Yrs	2004-2005 Yrs	2005-2006 Yrs	2006-2007 Yrs	2007-2008 Yrs	2008-2009 Yrs	2009-2010 Yrs
GARADPR									
1	Sana Odanga	2002-2003 Yrs	2003-2004 Yrs	2004-2005 Yrs	2005-2006 Yrs	2006-2007 Yrs	2007-2008 Yrs	2008-2009 Yrs	2009-2010 Yrs
2	Bhagabanpur	2002-2003 Yrs	2003-2004 Yrs	2004-2005 Yrs	2005-2006 Yrs	2006-2007 Yrs	2007-2008 Yrs	2008-2009 Yrs	2009-2010 Yrs

3	Nadiabare	2002-2003 Yrs	2003-2004 Yrs	2004-2005 Yrs	2005-2006 Yrs	2006-2007 Yrs	2007-2008 Yrs	2008-2009 Yrs	2009-2010 Yrs
4	Taiakusuma	2002-2003 Yrs	2003-2004 Yrs	2004-2005 Yrs	2005-2006 Yrs	2006-2007 Yrs	2007-2008 Yrs	2008-2009 Yrs	2009-2010 Yrs
5	Bantala	2002-2003 Yrs	2003-2004 Yrs	2004-2005 Yrs	2005-2006 Yrs	2006-2007 Yrs	2007-2008 Yrs	2008-2009 Yrs	2009-2010 Yrs
6	Kalasadiha	2002-2003 Yrs	2003-2004 Yrs	2004-2005 Yrs	2005-2006 Yrs	2006-2007 Yrs	2007-2008 Yrs	2008-2009 Yrs	2009-2010 Yrs
KENDRAPARA									
1	Kutaranga	2002-2003 Yrs	2003-2004 Yrs	2004-2005 Yrs	2005-2006 Yrs	2006-2007 Yrs	2007-2008 Yrs	2008-2009 Yrs	2009-2010 Yrs
2	Gangapada	2002-2003 Yrs	2003-2004 Yrs	2004-2005 Yrs	2005-2006 Yrs	2006-2007 Yrs	2007-2008 Yrs	2008-2009 Yrs	2009-2010 Yrs
3	Ayeba	2002-2003 Yrs	2003-2004 Yrs	2004-2005 Yrs	2005-2006 Yrs	2006-2007 Yrs	2007-2008 Yrs	2008-2009 Yrs	2009-2010 Yrs
4	Dhumat	2002-2003 Yrs	2003-2004 Yrs	2004-2005 Yrs	2005-2006 Yrs	2006-2007 Yrs	2007-2008 Yrs	2008-2009 Yrs	2009-2010 Yrs
5	Keshpur	2002-2003 Yrs	2003-2004 Yrs	2004-2005 Yrs	2005-2006 Yrs	2006-2007 Yrs	2007-2008 Yrs	2008-2009 Yrs	2009-2010 Yrs
6	Ghagara	2002-2003 Yrs	2003-2004 Yrs	2004-2005 Yrs	2005-2006 Yrs	2006-2007 Yrs	2007-2008 Yrs	2008-2009 Yrs	2009-2010 Yrs
7	Bhagabatpur	2002-2003 Yrs	2003-2004 Yrs	2004-2005 Yrs	2005-2006 Yrs	2006-2007 Yrs	2007-2008 Yrs	2008-2009 Yrs	2009-2010 Yrs
8	Gulnagar	2002-2003 Yrs	2003-2004 Yrs	2004-2005 Yrs	2005-2006 Yrs	2006-2007 Yrs	2007-2008 Yrs	2008-2009 Yrs	2009-2010 Yrs
9	Dhola	2002-2003 Yrs	2003-2004 Yrs	2004-2005 Yrs	2005-2006 Yrs	2006-2007 Yrs	2007-2008 Yrs	2008-2009 Yrs	2009-2010 Yrs
10	Purusottampur	2002-2003 Yrs	2003-2004 Yrs	2004-2005 Yrs	2005-2006 Yrs	2006-2007 Yrs	2007-2008 Yrs	2008-2009 Yrs	2009-2010 Yrs
PATTAMUNDAI									
1	Badapada	2002-2003 Yrs	2003-2004 Yrs	2004-2005 Yrs	2005-2006 Yrs	2006-2007 Yrs	2007-2008 Yrs	2008-2009 Yrs	2009-2010 Yrs
2	Bada Monanpur	2002-2003 Yrs	2003-2004 Yrs	2004-2005 Yrs	2005-2006 Yrs	2006-2007 Yrs	2007-2008 Yrs	2008-2009 Yrs	2009-2010 Yrs
3	Nilakanthapur	2002-2003 Yrs	2003-2004 Yrs	2004-2005 Yrs	2005-2006 Yrs	2006-2007 Yrs	2007-2008 Yrs	2008-2009 Yrs	2009-2010 Yrs
4	Oupada	2002-2003 Yrs	2003-2004 Yrs	2004-2005 Yrs	2005-2006 Yrs	2006-2007 Yrs	2007-2008 Yrs	2008-2009 Yrs	2009-2010 Yrs
5	Penthapal	2002-2003 Yrs	2003-2004 Yrs	2004-2005 Yrs	2005-2006 Yrs	2006-2007 Yrs	2007-2008 Yrs	2008-2009 Yrs	2009-2010 Yrs
6	Srirampur	2002-2003 Yrs	2003-2004 Yrs	2004-2005 Yrs	2005-2006 Yrs	2006-2007 Yrs	2007-2008 Yrs	2008-2009 Yrs	2009-2010 Yrs
7	Sanajaria	2002-2003 Yrs	2003-2004 Yrs	2004-2005 Yrs	2005-2006 Yrs	2006-2007 Yrs	2007-2008 Yrs	2008-2009 Yrs	2009-2010 Yrs
8	Taradipal	2002-2003 Yrs	2003-2004 Yrs	2004-2005 Yrs	2005-2006 Yrs	2006-2007 Yrs	2007-2008 Yrs	2008-2009 Yrs	2009-2010 Yrs
9	Aradapalli	2002-2003 Yrs	2003-2004 Yrs	2004-2005 Yrs	2005-2006 Yrs	2006-2007 Yrs	2007-2008 Yrs	2008-2009 Yrs	2009-2010 Yrs
10	Gangarampur	2002-2003 Yrs	2003-2004 Yrs	2004-2005 Yrs	2005-2006 Yrs	2006-2007 Yrs	2007-2008 Yrs	2008-2009 Yrs	2009-2010 Yrs
11	Sansarfal	2002-2003 Yrs	2003-2004 Yrs	2004-2005 Yrs	2005-2006 Yrs	2006-2007 Yrs	2007-2008 Yrs	2008-2009 Yrs	2009-2010 Yrs
12	Khadiana	2002-2003 Yrs	2003-2004 Yrs	2004-2005 Yrs	2005-2006 Yrs	2006-2007 Yrs	2007-2008 Yrs	2008-2009 Yrs	2009-2010 Yrs
13	Dosia	2002-2003 Yrs	2003-2004 Yrs	2004-2005 Yrs	2005-2006 Yrs	2006-2007 Yrs	2007-2008 Yrs	2008-2009 Yrs	2009-2010 Yrs
14	Andara	2002-2003 Yrs	2003-2004 Yrs	2004-2005 Yrs	2005-2006 Yrs	2006-2007 Yrs	2007-2008 Yrs	2008-2009 Yrs	2009-2010 Yrs
15	Baluria	2002-2003 Yrs	2003-2004 Yrs	2004-2005 Yrs	2005-2006 Yrs	2006-2007 Yrs	2007-2008 Yrs	2008-2009 Yrs	2009-2010 Yrs

MARSHAGHAI									
1	Gadajanga	2002-2003 Yrs	2003-2004 Yrs	2004-2005 Yrs	2005-2006 Yrs	2006-2007 Yrs	2007-2008 Yrs	2008-2009 Yrs	2009-2010 Yrs
2	Mangarajpur	2002-2003 Yrs	2003-2004 Yrs	2004-2005 Yrs	2005-2006 Yrs	2006-2007 Yrs	2007-2008 Yrs	2008-2009 Yrs	2009-2010 Yrs
3	Talasanga	2002-2003 Yrs	2003-2004 Yrs	2004-2005 Yrs	2005-2006 Yrs	2006-2007 Yrs	2007-2008 Yrs	2008-2009 Yrs	2009-2010 Yrs
4	Batira	2002-2003 Yrs	2003-2004 Yrs	2004-2005 Yrs	2005-2006 Yrs	2006-2007 Yrs	2007-2008 Yrs	2008-2009 Yrs	2009-2010 Yrs
5	Antei	2002-2003 Yrs	2003-2004 Yrs	2004-2005 Yrs	2005-2006 Yrs	2006-2007 Yrs	2007-2008 Yrs	2008-2009 Yrs	2009-2010 Yrs
6	Jamapada	2002-2003 Yrs	2003-2004 Yrs	2004-2005 Yrs	2005-2006 Yrs	2006-2007 Yrs	2007-2008 Yrs	2008-2009 Yrs	2009-2010 Yrs
7	Bacnare	2002-2003 Yrs	2003-2004 Yrs	2004-2005 Yrs	2005-2006 Yrs	2006-2007 Yrs	2007-2008 Yrs	2008-2009 Yrs	2009-2010 Yrs
8	Beruhan	2002-2003 Yrs	2003-2004 Yrs	2004-2005 Yrs	2005-2006 Yrs	2006-2007 Yrs	2007-2008 Yrs	2008-2009 Yrs	2009-2010 Yrs
9	Akhua Dakhina	2002-2003 Yrs	2003-2004 Yrs	2004-2005 Yrs	2005-2006 Yrs	2006-2007 Yrs	2007-2008 Yrs	2008-2009 Yrs	2009-2010 Yrs
10	Jalapoka	2002-2003 Yrs	2003-2004 Yrs	2004-2005 Yrs	2005-2006 Yrs	2006-2007 Yrs	2007-2008 Yrs	2008-2009 Yrs	2009-2010 Yrs
11	Ayatapur	2002-2003 Yrs	2003-2004 Yrs	2004-2005 Yrs	2005-2006 Yrs	2006-2007 Yrs	2007-2008 Yrs	2008-2009 Yrs	2009-2010 Yrs
12	Ragnapur	2002-2003 Yrs	2003-2004 Yrs	2004-2005 Yrs	2005-2006 Yrs	2006-2007 Yrs	2007-2008 Yrs	2008-2009 Yrs	2009-2010 Yrs
MAHAKALAPADA									
1	Deulipada	2002-2003 Yrs	2003-2004 Yrs	2004-2005 Yrs	2005-2006 Yrs	2006-2007 Yrs	2007-2008 Yrs	2008-2009 Yrs	2009-2010 Yrs
2	Haido	2002-2003 Yrs	2003-2004 Yrs	2004-2005 Yrs	2005-2006 Yrs	2006-2007 Yrs	2007-2008 Yrs	2008-2009 Yrs	2009-2010 Yrs
3	Karanja	2002-2003 Yrs	2003-2004 Yrs	2004-2005 Yrs	2005-2006 Yrs	2006-2007 Yrs	2007-2008 Yrs	2008-2009 Yrs	2009-2010 Yrs
4	Badih	2002-2003 Yrs	2003-2004 Yrs	2004-2005 Yrs	2005-2006 Yrs	2006-2007 Yrs	2007-2008 Yrs	2008-2009 Yrs	2009-2010 Yrs
5	Javachandarapur	2002-2003 Yrs	2003-2004 Yrs	2004-2005 Yrs	2005-2006 Yrs	2006-2007 Yrs	2007-2008 Yrs	2008-2009 Yrs	2009-2010 Yrs
6	Fatalpanka	2002-2003 Yrs	2003-2004 Yrs	2004-2005 Yrs	2005-2006 Yrs	2006-2007 Yrs	2007-2008 Yrs	2008-2009 Yrs	2009-2010 Yrs
7	Ameipala	2002-2003 Yrs	2003-2004 Yrs	2004-2005 Yrs	2005-2006 Yrs	2006-2007 Yrs	2007-2008 Yrs	2008-2009 Yrs	2009-2010 Yrs
8	Barakandha	2002-2003 Yrs	2003-2004 Yrs	2004-2005 Yrs	2005-2006 Yrs	2006-2007 Yrs	2007-2008 Yrs	2008-2009 Yrs	2009-2010 Yrs
9	Baradanga	2002-2003 Yrs	2003-2004 Yrs	2004-2005 Yrs	2005-2006 Yrs	2006-2007 Yrs	2007-2008 Yrs	2008-2009 Yrs	2009-2010 Yrs
10	Ramnagar	2002-2003 Yrs	2003-2004 Yrs	2004-2005 Yrs	2005-2006 Yrs	2006-2007 Yrs	2007-2008 Yrs	2008-2009 Yrs	2009-2010 Yrs
RAJKANIKA									
1	Nanuni	2002-2003 Yrs	2003-2004 Yrs	2004-2005 Yrs	2005-2006 Yrs	2006-2007 Yrs	2007-2008 Yrs	2008-2009 Yrs	2009-2010 Yrs
2	Jagulaipada	2002-2003 Yrs	2003-2004 Yrs	2004-2005 Yrs	2005-2006 Yrs	2006-2007 Yrs	2007-2008 Yrs	2008-2009 Yrs	2009-2010 Yrs
3	Siopada	2002-2003 Yrs	2003-2004 Yrs	2004-2005 Yrs	2005-2006 Yrs	2006-2007 Yrs	2007-2008 Yrs	2008-2009 Yrs	2009-2010 Yrs
4	Nantara	2002-2003 Yrs	2003-2004 Yrs	2004-2005 Yrs	2005-2006 Yrs	2006-2007 Yrs	2007-2008 Yrs	2008-2009 Yrs	2009-2010 Yrs
5	Jajanga	2002-2003 Yrs	2003-2004 Yrs	2004-2005 Yrs	2005-2006 Yrs	2006-2007 Yrs	2007-2008 Yrs	2008-2009 Yrs	2009-2010 Yrs
6	Baruna	2002-2003 Yrs	2003-2004 Yrs	2004-2005 Yrs	2005-2006 Yrs	2006-2007 Yrs	2007-2008 Yrs	2008-2009 Yrs	2009-2010 Yrs

7	Balarampur	2002-2003 Yrs	2003-2004 Yrs	2004-2005 Yrs	2005-2006 Yrs	2006-2007 Yrs	2007-2008 Yrs	2008-2009 Yrs	2009-2010 Yrs
8	Baradia	2002-2003 Yrs	2003-2004 Yrs	2004-2005 Yrs	2005-2006 Yrs	2006-2007 Yrs	2007-2008 Yrs	2008-2009 Yrs	2009-2010 Yrs
9	Barunadiha	2002-2003 Yrs	2003-2004 Yrs	2004-2005 Yrs	2005-2006 Yrs	2006-2007 Yrs	2007-2008 Yrs	2008-2009 Yrs	2009-2010 Yrs
10	Bharigada	2002-2003 Yrs	2003-2004 Yrs	2004-2005 Yrs	2005-2006 Yrs	2006-2007 Yrs	2007-2008 Yrs	2008-2009 Yrs	2009-2010 Yrs
11	Chatapada	2002-2003 Yrs	2003-2004 Yrs	2004-2005 Yrs	2005-2006 Yrs	2006-2007 Yrs	2007-2008 Yrs	2008-2009 Yrs	2009-2010 Yrs
12	Hatasahi	2002-2003 Yrs	2003-2004 Yrs	2004-2005 Yrs	2005-2006 Yrs	2006-2007 Yrs	2007-2008 Yrs	2008-2009 Yrs	2009-2010 Yrs

RAJNAGAR

1	Balisahi Patana	2002-2003 Yrs	2003-2004 Yrs	2004-2005 Yrs	2005-2006 Yrs	2006-2007 Yrs	2007-2008 Yrs	2008-2009 Yrs	2009-2010 Yrs
2	Chandi Baunsabana	2002-2003 Yrs	2003-2004 Yrs	2004-2005 Yrs	2005-2006 Yrs	2006-2007 Yrs	2007-2008 Yrs	2008-2009 Yrs	2009-2010 Yrs
3	Poilipur	2002-2003 Yrs	2003-2004 Yrs	2004-2005 Yrs	2005-2006 Yrs	2006-2007 Yrs	2007-2008 Yrs	2008-2009 Yrs	2009-2010 Yrs
4	Brahman Sahi	2002-2003 Yrs	2003-2004 Yrs	2004-2005 Yrs	2005-2006 Yrs	2006-2007 Yrs	2007-2008 Yrs	2008-2009 Yrs	2009-2010 Yrs
5	Dera	2002-2003 Yrs	2003-2004 Yrs	2004-2005 Yrs	2005-2006 Yrs	2006-2007 Yrs	2007-2008 Yrs	2008-2009 Yrs	2009-2010 Yrs
6	Ostia	2002-2003 Yrs	2003-2004 Yrs	2004-2005 Yrs	2005-2006 Yrs	2006-2007 Yrs	2007-2008 Yrs	2008-2009 Yrs	2009-2010 Yrs

Table No. 2.7-C
TARGET SETTING FOR UNIVERSALIZATION OF PRIMARY EDUCATION Kendrapara DISTRICT
 For 6 - 11 Years in Class I - V

Enrolment at the GP Level

Sl. No.	Name of the G.P	30% or Less	Between 30-40%	Between 40-50%	Between 50-60%	Between 60-70%	Between 70-80%	Between 80-90%	Between 90-100%	100%
AUL										
1	Atal	2002-2003 Yrs	2003-2004 Yrs	2004-2005 Yrs	2005-2006 Yrs	2006-2007 Yrs	2007-2008 Yrs	2008-2009 Yrs	2009-2010 Yrs	2010-2011 Yrs
2	Juanga	2002-2003 Yrs	2003-2004 Yrs	2004-2005 Yrs	2005-2006 Yrs	2006-2007 Yrs	2007-2008 Yrs	2008-2009 Yrs	2009-2010 Yrs	2010-2011 Yrs
3	Kalaspur	2002-2003 Yrs	2003-2004 Yrs	2004-2005 Yrs	2005-2006 Yrs	2006-2007 Yrs	2007-2008 Yrs	2008-2009 Yrs	2009-2010 Yrs	2010-2011 Yrs
4	Juania	2002-2003 Yrs	2003-2004 Yrs	2004-2005 Yrs	2005-2006 Yrs	2006-2007 Yrs	2007-2008 Yrs	2008-2009 Yrs	2009-2010 Yrs	2010-2011 Yrs
5	Ketuapal	2002-2003 Yrs	2003-2004 Yrs	2004-2005 Yrs	2005-2006 Yrs	2006-2007 Yrs	2007-2008 Yrs	2008-2009 Yrs	2009-2010 Yrs	2010-2011 Yrs
6	Deysani	2002-2003 Yrs	2003-2004 Yrs	2004-2005 Yrs	2005-2006 Yrs	2006-2007 Yrs	2007-2008 Yrs	2008-2009 Yrs	2009-2010 Yrs	2010-2011 Yrs
7	Palimi	2002-2003 Yrs	2003-2004 Yrs	2004-2005 Yrs	2005-2006 Yrs	2006-2007 Yrs	2007-2008 Yrs	2008-2009 Yrs	2009-2010 Yrs	2010-2011 Yrs
8	Petapada	2002-2003 Yrs	2003-2004 Yrs	2004-2005 Yrs	2005-2006 Yrs	2006-2007 Yrs	2007-2008 Yrs	2008-2009 Yrs	2009-2010 Yrs	2010-2011 Yrs
DERABISH										
1	Kaupada	2002-2003 Yrs	2003-2004 Yrs	2004-2005 Yrs	2005-2006 Yrs	2006-2007 Yrs	2007-2008 Yrs	2008-2009 Yrs	2009-2010 Yrs	2010-2011 Yrs
2	Endara	2002-2003 Yrs	2003-2004 Yrs	2004-2005 Yrs	2005-2006 Yrs	2006-2007 Yrs	2007-2008 Yrs	2008-2009 Yrs	2009-2010 Yrs	2010-2011 Yrs
3	Indaio	2002-2003 Yrs	2003-2004 Yrs	2004-2005 Yrs	2005-2006 Yrs	2006-2007 Yrs	2007-2008 Yrs	2008-2009 Yrs	2009-2010 Yrs	2010-2011 Yrs
4	Harionka	2002-2003 Yrs	2003-2004 Yrs	2004-2005 Yrs	2005-2006 Yrs	2006-2007 Yrs	2007-2008 Yrs	2008-2009 Yrs	2009-2010 Yrs	2010-2011 Yrs
5	Jamara Barmul	2002-2003 Yrs	2003-2004 Yrs	2004-2005 Yrs	2005-2006 Yrs	2006-2007 Yrs	2007-2008 Yrs	2008-2009 Yrs	2009-2010 Yrs	2010-2011 Yrs
6	Ragnadeipur	2002-2003 Yrs	2003-2004 Yrs	2004-2005 Yrs	2005-2006 Yrs	2006-2007 Yrs	2007-2008 Yrs	2008-2009 Yrs	2009-2010 Yrs	2010-2011 Yrs
GARADPR										
1	Ramachandrapur	2002-2003 Yrs	2003-2004 Yrs	2004-2005 Yrs	2005-2006 Yrs	2006-2007 Yrs	2007-2008 Yrs	2008-2009 Yrs	2009-2010 Yrs	2010-2011 Yrs
2	Padmapur	2002-2003 Yrs	2003-2004 Yrs	2004-2005 Yrs	2005-2006 Yrs	2006-2007 Yrs	2007-2008 Yrs	2008-2009 Yrs	2009-2010 Yrs	2010-2011 Yrs
3	Machusasan	2002-2003 Yrs	2003-2004 Yrs	2004-2005 Yrs	2005-2006 Yrs	2006-2007 Yrs	2007-2008 Yrs	2008-2009 Yrs	2009-2010 Yrs	2010-2011 Yrs
4	Badabetara	2002-2003 Yrs	2003-2004 Yrs	2004-2005 Yrs	2005-2006 Yrs	2006-2007 Yrs	2007-2008 Yrs	2008-2009 Yrs	2009-2010 Yrs	2010-2011 Yrs
KENDRAPARA										
1	Chanpur	2002-2003 Yrs	2003-2004 Yrs	2004-2005 Yrs	2005-2006 Yrs	2006-2007 Yrs	2007-2008 Yrs	2008-2009 Yrs	2009-2010 Yrs	2010-2011 Yrs
2	Chandanpur	2002-2003 Yrs	2003-2004 Yrs	2004-2005 Yrs	2005-2006 Yrs	2006-2007 Yrs	2007-2008 Yrs	2008-2009 Yrs	2009-2010 Yrs	2010-2011 Yrs
3	Dhoia	2002-2003 Yrs	2003-2004 Yrs	2004-2005 Yrs	2005-2006 Yrs	2006-2007 Yrs	2007-2008 Yrs	2008-2009 Yrs	2009-2010 Yrs	2010-2011 Yrs
4	Koro	2002-2003 Yrs	2003-2004 Yrs	2004-2005 Yrs	2005-2006 Yrs	2006-2007 Yrs	2007-2008 Yrs	2008-2009 Yrs	2009-2010 Yrs	2010-2011 Yrs

5	Jamdhari	2002-2003 Yrs	2003-2004 Yrs	2004-2005 Yrs	2005-2006 Yrs	2006-2007 Yrs	2007-2008 Yrs	2008-2009 Yrs	2009-2010 Yrs	2010-2011 Yrs
6	Paiaigna	2002-2003 Yrs	2003-2004 Yrs	2004-2005 Yrs	2005-2006 Yrs	2006-2007 Yrs	2007-2008 Yrs	2008-2009 Yrs	2009-2010 Yrs	2010-2011 Yrs
7	Sanamanata	2002-2003 Yrs	2003-2004 Yrs	2004-2005 Yrs	2005-2006 Yrs	2006-2007 Yrs	2007-2008 Yrs	2008-2009 Yrs	2009-2010 Yrs	2010-2011 Yrs
8	Baro	2002-2003 Yrs	2003-2004 Yrs	2004-2005 Yrs	2005-2006 Yrs	2006-2007 Yrs	2007-2008 Yrs	2008-2009 Yrs	2009-2010 Yrs	2010-2011 Yrs
9	Charigaon	2002-2003 Yrs	2003-2004 Yrs	2004-2005 Yrs	2005-2006 Yrs	2006-2007 Yrs	2007-2008 Yrs	2008-2009 Yrs	2009-2010 Yrs	2010-2011 Yrs
PATTAMUNDAI										
1	Alapua	2002-2003 Yrs	2003-2004 Yrs	2004-2005 Yrs	2005-2006 Yrs	2006-2007 Yrs	2007-2008 Yrs	2008-2009 Yrs	2009-2010 Yrs	2010-2011 Yrs
2	Bachharei	2002-2003 Yrs	2003-2004 Yrs	2004-2005 Yrs	2005-2006 Yrs	2006-2007 Yrs	2007-2008 Yrs	2008-2009 Yrs	2009-2010 Yrs	2010-2011 Yrs
3	Balipatana	2002-2003 Yrs	2003-2004 Yrs	2004-2005 Yrs	2005-2006 Yrs	2006-2007 Yrs	2007-2008 Yrs	2008-2009 Yrs	2009-2010 Yrs	2010-2011 Yrs
4	Dihapada	2002-2003 Yrs	2003-2004 Yrs	2004-2005 Yrs	2005-2006 Yrs	2006-2007 Yrs	2007-2008 Yrs	2008-2009 Yrs	2009-2010 Yrs	2010-2011 Yrs
5	Dimdhipur	2002-2003 Yrs	2003-2004 Yrs	2004-2005 Yrs	2005-2006 Yrs	2006-2007 Yrs	2007-2008 Yrs	2008-2009 Yrs	2009-2010 Yrs	2010-2011 Yrs
6	Khanata	2002-2003 Yrs	2003-2004 Yrs	2004-2005 Yrs	2005-2006 Yrs	2006-2007 Yrs	2007-2008 Yrs	2008-2009 Yrs	2009-2010 Yrs	2010-2011 Yrs
7	Narsingha pur	2002-2003 Yrs	2003-2004 Yrs	2004-2005 Yrs	2005-2006 Yrs	2006-2007 Yrs	2007-2008 Yrs	2008-2009 Yrs	2009-2010 Yrs	2010-2011 Yrs
8	Singhagaon	2002-2003 Yrs	2003-2004 Yrs	2004-2005 Yrs	2005-2006 Yrs	2006-2007 Yrs	2007-2008 Yrs	2008-2009 Yrs	2009-2010 Yrs	2010-2011 Yrs
MARSHAGHAI										
1	Bandhakata	2002-2003 Yrs	2003-2004 Yrs	2004-2005 Yrs	2005-2006 Yrs	2006-2007 Yrs	2007-2008 Yrs	2008-2009 Yrs	2009-2010 Yrs	2010-2011 Yrs
2	Parakula	2002-2003 Yrs	2003-2004 Yrs	2004-2005 Yrs	2005-2006 Yrs	2006-2007 Yrs	2007-2008 Yrs	2008-2009 Yrs	2009-2010 Yrs	2010-2011 Yrs
MAHAKALAPADA										
1	Gogua	2002-2003 Yrs	2003-2004 Yrs	2004-2005 Yrs	2005-2006 Yrs	2006-2007 Yrs	2007-2008 Yrs	2008-2009 Yrs	2009-2010 Yrs	2010-2011 Yrs
2	Suniti	2002-2003 Yrs	2003-2004 Yrs	2004-2005 Yrs	2005-2006 Yrs	2006-2007 Yrs	2007-2008 Yrs	2008-2009 Yrs	2009-2010 Yrs	2010-2011 Yrs
3	Khurusia	2002-2003 Yrs	2003-2004 Yrs	2004-2005 Yrs	2005-2006 Yrs	2006-2007 Yrs	2007-2008 Yrs	2008-2009 Yrs	2009-2010 Yrs	2010-2011 Yrs
4	Tikhiri	2002-2003 Yrs	2003-2004 Yrs	2004-2005 Yrs	2005-2006 Yrs	2006-2007 Yrs	2007-2008 Yrs	2008-2009 Yrs	2009-2010 Yrs	2010-2011 Yrs
5	Baulakani	2002-2003 Yrs	2003-2004 Yrs	2004-2005 Yrs	2005-2006 Yrs	2006-2007 Yrs	2007-2008 Yrs	2008-2009 Yrs	2009-2010 Yrs	2010-2011 Yrs
6	Kharinasi	2002-2003 Yrs	2003-2004 Yrs	2004-2005 Yrs	2005-2006 Yrs	2006-2007 Yrs	2007-2008 Yrs	2008-2009 Yrs	2009-2010 Yrs	2010-2011 Yrs
7	Batighar	2002-2003 Yrs	2003-2004 Yrs	2004-2005 Yrs	2005-2006 Yrs	2006-2007 Yrs	2007-2008 Yrs	2008-2009 Yrs	2009-2010 Yrs	2010-2011 Yrs
8	Jamboo	2002-2003 Yrs	2003-2004 Yrs	2004-2005 Yrs	2005-2006 Yrs	2006-2007 Yrs	2007-2008 Yrs	2008-2009 Yrs	2009-2010 Yrs	2010-2011 Yrs
RAJKANIKA										
1	Jayanagar	2002-2003 Yrs	2003-2004 Yrs	2004-2005 Yrs	2005-2006 Yrs	2006-2007 Yrs	2007-2008 Yrs	2008-2009 Yrs	2009-2010 Yrs	2010-2011 Yrs
2	Koranda	2002-2003 Yrs	2003-2004 Yrs	2004-2005 Yrs	2005-2006 Yrs	2006-2007 Yrs	2007-2008 Yrs	2008-2009 Yrs	2009-2010 Yrs	2010-2011 Yrs
3	Panasaganda	2002-2003 Yrs	2003-2004 Yrs	2004-2005 Yrs	2005-2006 Yrs	2006-2007 Yrs	2007-2008 Yrs	2008-2009 Yrs	2009-2010 Yrs	2010-2011 Yrs
4	Baradomanda	2002-2003 Yrs	2003-2004 Yrs	2004-2005 Yrs	2005-2006 Yrs	2006-2007 Yrs	2007-2008 Yrs	2008-2009 Yrs	2009-2010 Yrs	2010-2011 Yrs

5	Pari Nuapada	2002-2003 Yrs	2003-2004 Yrs	2004-2005 Yrs	2005-2006 Yrs	2006-2007 Yrs	2007-2008 Yrs	2008-2009 Yrs	2009-2010 Yrs	2010-2011 Yrs
6	Habalaganda	2002-2003 Yrs	2003-2004 Yrs	2004-2005 Yrs	2005-2006 Yrs	2006-2007 Yrs	2007-2008 Yrs	2008-2009 Yrs	2009-2010 Yrs	2010-2011 Yrs
7	Siopada	2002-2003 Yrs	2003-2004 Yrs	2004-2005 Yrs	2005-2006 Yrs	2006-2007 Yrs	2007-2008 Yrs	2008-2009 Yrs	2009-2010 Yrs	2010-2011 Yrs
RAJNAGAR										
1	Gupti	2002-2003 Yrs	2003-2004 Yrs	2004-2005 Yrs	2005-2006 Yrs	2006-2007 Yrs	2007-2008 Yrs	2008-2009 Yrs	2009-2010 Yrs	2010-2011 Yrs
2	Iswarput	2002-2003 Yrs	2003-2004 Yrs	2004-2005 Yrs	2005-2006 Yrs	2006-2007 Yrs	2007-2008 Yrs	2008-2009 Yrs	2009-2010 Yrs	2010-2011 Yrs
3	Kandira	2002-2003 Yrs	2003-2004 Yrs	2004-2005 Yrs	2005-2006 Yrs	2006-2007 Yrs	2007-2008 Yrs	2008-2009 Yrs	2009-2010 Yrs	2010-2011 Yrs
4	Khurunti	2002-2003 Yrs	2003-2004 Yrs	2004-2005 Yrs	2005-2006 Yrs	2006-2007 Yrs	2007-2008 Yrs	2008-2009 Yrs	2009-2010 Yrs	2010-2011 Yrs
5	Mahulia	2002-2003 Yrs	2003-2004 Yrs	2004-2005 Yrs	2005-2006 Yrs	2006-2007 Yrs	2007-2008 Yrs	2008-2009 Yrs	2009-2010 Yrs	2010-2011 Yrs
6	Rangan.	2002-2003 Yrs	2003-2004 Yrs	2004-2005 Yrs	2005-2006 Yrs	2006-2007 Yrs	2007-2008 Yrs	2008-2009 Yrs	2009-2010 Yrs	2010-2011 Yrs
7	Satabnaya	2002-2003 Yrs	2003-2004 Yrs	2004-2005 Yrs	2005-2006 Yrs	2006-2007 Yrs	2007-2008 Yrs	2008-2009 Yrs	2009-2010 Yrs	2010-2011 Yrs
8	talachua	2002-2003 Yrs	2003-2004 Yrs	2004-2005 Yrs	2005-2006 Yrs	2006-2007 Yrs	2007-2008 Yrs	2008-2009 Yrs	2009-2010 Yrs	2010-2011 Yrs

Table No. 2.8
TARGET SETTING FOR UNIVERSALIZATION OF PRIMARY EDUCATION
for 11-14 years in Class VI-VIII.
Enrollment at the G.P level

KENDRAPARA DISTRICT

Name of the GP	30% or less	Between 30-40%	Between 40-50%	Between 50-60%	Between 60-70%	Between 70-80%	Between 80-90%	Between 90-100%	100%
Aui Block									
Aragal	2001-2002Yr.	2002-2003Yr.	2003-2004Yr.	2004- 2005 Yr.	2005- 2006 Yr.	2006- 2007 Yr.	2007- 2008 Yr.	2008- 2009 Yr.	2009- 2010 Yr.
Dimiripal	2001-2002Yr.	2002-2003Yr.	2003-2004Yr.	2004- 2005 Yr.	2005- 2006 Yr.	2006- 2007 Yr.	2007- 2008 Yr.	2008- 2009 Yr.	2009- 2010 Yr.
Juania	2001-2002Yr.	2002-2003Yr.	2003-2004Yr.	2004- 2005 Yr.	2005- 2006 Yr.	2006- 2007 Yr.	2007- 2008 Yr.	2008- 2009 Yr.	2009- 2010 Yr.
Ketuapal	2001-2002Yr.	2002-2003Yr.	2003-2004Yr.	2004- 2005 Yr.	2005- 2006 Yr.	2006- 2007 Yr.	2007- 2008 Yr.	2008- 2009 Yr.	2009- 2010 Yr.
Eradanga	2001-2002Yr.	2002-2003Yr.	2003-2004Yr.	2004- 2005 Yr.	2005- 2006 Yr.	2006- 2007 Yr.	2007- 2008 Yr.	2008- 2009 Yr.	2009- 2010 Yr.
Palimi	2001-2002Yr.	2002-2003Yr.	2003-2004Yr.	2004- 2005 Yr.	2005- 2006 Yr.	2006- 2007 Yr.	2007- 2008 Yr.	2008- 2009 Yr.	2009- 2010 Yr.
Petapada	2001-2002Yr.	2002-2003Yr.	2003-2004Yr.	2004- 2005 Yr.	2005- 2006 Yr.	2006- 2007 Yr.	2007- 2008 Yr.	2008- 2009 Yr.	2009- 2010 Yr.
Sasidha	2001-2002Yr.	2002-2003Yr.	2003-2004Yr.	2004- 2005 Yr.	2005- 2006 Yr.	2006- 2007 Yr.	2007- 2008 Yr.	2008- 2009 Yr.	2009- 2010 Yr.
Mahoo	2001-2002Yr.	2002-2003Yr.	2003-2004Yr.	2004- 2005 Yr.	2005- 2006 Yr.	2006- 2007 Yr.	2007- 2008 Yr.	2008- 2009 Yr.	2009- 2010 Yr.
Derabish Block									
Janara Barimul	2001-2002Yr.	2002-2003Yr.	2003-2004Yr.	2004- 2005 Yr.	2005- 2006 Yr.	2006- 2007 Yr.	2007- 2008 Yr.	2008- 2009 Yr.	2009- 2010 Yr.
Narsinghpur	2001-2002Yr.	2002-2003Yr.	2003-2004Yr.	2004- 2005 Yr.	2005- 2006 Yr.	2006- 2007 Yr.	2007- 2008 Yr.	2008- 2009 Yr.	2009- 2010 Yr.
Harionka	2001-2002Yr.	2002-2003Yr.	2003-2004Yr.	2004- 2005 Yr.	2005- 2006 Yr.	2006- 2007 Yr.	2007- 2008 Yr.	2008- 2009 Yr.	2009- 2010 Yr.
Mangalpur	2001-2002Yr.	2002-2003Yr.	2003-2004Yr.	2004- 2005 Yr.	2005- 2006 Yr.	2006- 2007 Yr.	2007- 2008 Yr.	2008- 2009 Yr.	2009- 2010 Yr.
Garadpur Block									
Bhagabanpur	2001-2002Yr.	2002-2003Yr.	2003-2004Yr.	2004- 2005 Yr.	2005- 2006 Yr.	2006- 2007 Yr.	2007- 2008 Yr.	2008- 2009 Yr.	2009- 2010 Yr.
Pakhod	2001-2002Yr.	2002-2003Yr.	2003-2004Yr.	2004- 2005 Yr.	2005- 2006 Yr.	2006- 2007 Yr.	2007- 2008 Yr.	2008- 2009 Yr.	2009- 2010 Yr.
Palasudha	2001-2002Yr.	2002-2003Yr.	2003-2004Yr.	2004- 2005 Yr.	2005- 2006 Yr.	2006- 2007 Yr.	2007- 2008 Yr.	2008- 2009 Yr.	2009- 2010 Yr.

Source: DIS, Kendrapara and Pattamunda

Badabetara	2001-2002Yr.	2002-2003Yr.	2003-2004Yr.	2004-2005 Yr.	2005-2006 Yr.	2006-2007 Yr.	2007-2008 Yr.	2008-2009 Yr.	2009-2010 Yr.
Padmapur	2001-2002Yr.	2002-2003Yr.	2003-2004Yr.	2004-2005 Yr.	2005-2006 Yr.	2006-2007 Yr.	2007-2008 Yr.	2008-2009 Yr.	2009-2010 Yr.
Kendrapara Block									
Purusottampur	2001-2002Yr.	2002-2003Yr.	2003-2004Yr.	2004-2005 Yr.	2005-2006 Yr.	2006-2007 Yr.	2007-2008 Yr.	2008-2009 Yr.	2009-2010 Yr.
Baro	2001-2002Yr.	2002-2003Yr.	2003-2004Yr.	2004-2005 Yr.	2005-2006 Yr.	2006-2007 Yr.	2007-2008 Yr.	2008-2009 Yr.	2009-2010 Yr.
Onakroda	2001-2002Yr.	2002-2003Yr.	2003-2004Yr.	2004-2005 Yr.	2005-2006 Yr.	2006-2007 Yr.	2007-2008 Yr.	2008-2009 Yr.	2009-2010 Yr.
Pattamundai Block									
Taradipai	2001-2002Yr.	2002-2003Yr.	2003-2004Yr.	2004-2005 Yr.	2005-2006 Yr.	2006-2007 Yr.	2007-2008 Yr.	2008-2009 Yr.	2009-2010 Yr.
Alapua	2001-2002Yr.	2002-2003Yr.	2003-2004Yr.	2004-2005 Yr.	2005-2006 Yr.	2006-2007 Yr.	2007-2008 Yr.	2008-2009 Yr.	2009-2010 Yr.
Andhara	2001-2002Yr.	2002-2003Yr.	2003-2004Yr.	2004-2005 Yr.	2005-2006 Yr.	2006-2007 Yr.	2007-2008 Yr.	2008-2009 Yr.	2009-2010 Yr.
Sanihara	2001-2002Yr.	2002-2003Yr.	2003-2004Yr.	2004-2005 Yr.	2005-2006 Yr.	2006-2007 Yr.	2007-2008 Yr.	2008-2009 Yr.	2009-2010 Yr.
Marshnaga Block									
Berunan	2001-2002Yr.	2002-2003Yr.	2003-2004Yr.	2004-2005 Yr.	2005-2006 Yr.	2006-2007 Yr.	2007-2008 Yr.	2008-2009 Yr.	2009-2010 Yr.
Paipoka	2001-2002Yr.	2002-2003Yr.	2003-2004Yr.	2004-2005 Yr.	2005-2006 Yr.	2006-2007 Yr.	2007-2008 Yr.	2008-2009 Yr.	2009-2010 Yr.
Menendinagar	2001-2002Yr.	2002-2003Yr.	2003-2004Yr.	2004-2005 Yr.	2005-2006 Yr.	2006-2007 Yr.	2007-2008 Yr.	2008-2009 Yr.	2009-2010 Yr.
Manakalbada Block									
Batiphar	2001-2002Yr.	2002-2003Yr.	2003-2004Yr.	2004-2005 Yr.	2005-2006 Yr.	2006-2007 Yr.	2007-2008 Yr.	2008-2009 Yr.	2009-2010 Yr.
Suniti	2001-2002Yr.	2002-2003Yr.	2003-2004Yr.	2004-2005 Yr.	2005-2006 Yr.	2006-2007 Yr.	2007-2008 Yr.	2008-2009 Yr.	2009-2010 Yr.
Jamboti	2001-2002Yr.	2002-2003Yr.	2003-2004Yr.	2004-2005 Yr.	2005-2006 Yr.	2006-2007 Yr.	2007-2008 Yr.	2008-2009 Yr.	2009-2010 Yr.
Kharinasi	2001-2002Yr.	2002-2003Yr.	2003-2004Yr.	2004-2005 Yr.	2005-2006 Yr.	2006-2007 Yr.	2007-2008 Yr.	2008-2009 Yr.	2009-2010 Yr.
Onakada Gogua	2001-2002Yr.	2002-2003Yr.	2003-2004Yr.	2004-2005 Yr.	2005-2006 Yr.	2006-2007 Yr.	2007-2008 Yr.	2008-2009 Yr.	2009-2010 Yr.
Ramnagar	2001-2002Yr.	2002-2003Yr.	2003-2004Yr.	2004-2005 Yr.	2005-2006 Yr.	2006-2007 Yr.	2007-2008 Yr.	2008-2009 Yr.	2009-2010 Yr.
Baulakani	2001-2002Yr.	2002-2003Yr.	2003-2004Yr.	2004-2005 Yr.	2005-2006 Yr.	2006-2007 Yr.	2007-2008 Yr.	2008-2009 Yr.	2009-2010 Yr.
Khurulia	2001-2002Yr.	2002-2003Yr.	2003-2004Yr.	2004-2005 Yr.	2005-2006 Yr.	2006-2007 Yr.	2007-2008 Yr.	2008-2009 Yr.	2009-2010 Yr.

Rajkanika Block									
Jayanagar	2001-2002Yr.	2002-2003Yr.	2003-2004Yr.	2004- 2005 Yr.	2005- 2006 Yr.	2006- 2007 Yr.	2007- 2008 Yr.	2008- 2009 Yr.	2009- 2010 Yr.
Kantabania	2001-2002Yr.	2002-2003Yr.	2003-2004Yr.	2004- 2005 Yr.	2005- 2006 Yr.	2006- 2007 Yr.	2007- 2008 Yr.	2008- 2009 Yr.	2009- 2010 Yr.
Koilbur	2001-2002Yr.	2002-2003Yr.	2003-2004Yr.	2004- 2005 Yr.	2005- 2006 Yr.	2006- 2007 Yr.	2007- 2008 Yr.	2008- 2009 Yr.	2009- 2010 Yr.
Koranda	2001-2002Yr.	2002-2003Yr.	2003-2004Yr.	2004- 2005 Yr.	2005- 2006 Yr.	2006- 2007 Yr.	2007- 2008 Yr.	2008- 2009 Yr.	2009- 2010 Yr.
Panasaganda	2001-2002Yr.	2002-2003Yr.	2003-2004Yr.	2004- 2005 Yr.	2005- 2006 Yr.	2006- 2007 Yr.	2007- 2008 Yr.	2008- 2009 Yr.	2009- 2010 Yr.
Baradia	2001-2002Yr.	2002-2003Yr.	2003-2004Yr.	2004- 2005 Yr.	2005- 2006 Yr.	2006- 2007 Yr.	2007- 2008 Yr.	2008- 2009 Yr.	2009- 2010 Yr.
Trailokyapur	2001-2002Yr.	2002-2003Yr.	2003-2004Yr.	2004- 2005 Yr.	2005- 2006 Yr.	2006- 2007 Yr.	2007- 2008 Yr.	2008- 2009 Yr.	2009- 2010 Yr.
Siko	2001-2002Yr.	2002-2003Yr.	2003-2004Yr.	2004- 2005 Yr.	2005- 2006 Yr.	2006- 2007 Yr.	2007- 2008 Yr.	2008- 2009 Yr.	2009- 2010 Yr.
Baradomanda	2001-2002Yr.	2002-2003Yr.	2003-2004Yr.	2004- 2005 Yr.	2005- 2006 Yr.	2006- 2007 Yr.	2007- 2008 Yr.	2008- 2009 Yr.	2009- 2010 Yr.
Parinuapada Habalganda	2001-2002Yr.	2002-2003Yr.	2003-2004Yr.	2004- 2005 Yr.	2005- 2006 Yr.	2006- 2007 Yr.	2007- 2008 Yr.	2008- 2009 Yr.	2009- 2010 Yr.
Rajnagar Block									
Taichua	2001-2002Yr.	2002-2003Yr.	2003-2004Yr.	2004- 2005 Yr.	2005- 2006 Yr.	2006- 2007 Yr.	2007- 2008 Yr.	2008- 2009 Yr.	2009- 2010 Yr.
Rangani	2001-2002Yr.	2002-2003Yr.	2003-2004Yr.	2004- 2005 Yr.	2005- 2006 Yr.	2006- 2007 Yr.	2007- 2008 Yr.	2008- 2009 Yr.	2009- 2010 Yr.
Iswarpur	2001-2002Yr.	2002-2003Yr.	2003-2004Yr.	2004- 2005 Yr.	2005- 2006 Yr.	2006- 2007 Yr.	2007- 2008 Yr.	2008- 2009 Yr.	2009- 2010 Yr.
Dangamal	2001-2002Yr.	2002-2003Yr.	2003-2004Yr.	2004- 2005 Yr.	2005- 2006 Yr.	2006- 2007 Yr.	2007- 2008 Yr.	2008- 2009 Yr.	2009- 2010 Yr.
Gupti	2001-2002Yr.	2002-2003Yr.	2003-2004Yr.	2004- 2005 Yr.	2005- 2006 Yr.	2006- 2007 Yr.	2007- 2008 Yr.	2008- 2009 Yr.	2009- 2010 Yr.
Satavaya	2001-2002Yr.	2002-2003Yr.	2003-2004Yr.	2004- 2005 Yr.	2005- 2006 Yr.	2006- 2007 Yr.	2007- 2008 Yr.	2008- 2009 Yr.	2009- 2010 Yr.

No. of existing Primary, Upper Primary, High Schools and New proposed Primary, Upper Primary Schools with EGS Centres has been mentioned in the Table No. 2.9. Requirement of Block and center cluster resource persons are calculated and given in the Table No. 2.10 of District plan. Total 27 Block Resource persons and 153 Cluster Resource persons are required for the District as per the EGS norms. Requirement of additional teachers for resource persons and additional teachers for Primary, UP & Class - 8 are submitted in Table No. 2.11 of the plan. Location of proposed Primary schooling facilities with the name of habitation and No. of out of school children to be benefited is shown in Table No. 2.12. Location of proposed UP schooling facility with Feeder habitation, Feeder Schools and No. of children to be benefited has been shown in the Table No. 2.13 and no. of schools and teachers in each Block of different sector such as S.M.E Department, TRW Department, Other Govt. Dept. and Pvt. Sectors have been given in the Table No. 2.14; requirement of TLM Grants in Govt. Managed schools have been planned in Table No. 2.15; the requirement of additional class rooms for existing schools in Table No. 2.16; List of Building less schools and completely dilapidated is shown in Table No. 2.17 has been given. To the need of the District Primary Education above requirements are felt to be justified as per the survey ^{and} budget proposals to these effects have been placed. By taking appropriate measures to increase the number of enrollment, by giving schooling facilities to each and every child of the District and taking steps to make every school drop-out-less a good no. of children will emerge in to the next higher class in each year and ceasing of the drop outs

Table No. 2.9

Schools in Block

Sl. No	Name of the Block/ Municipality/ NAC	No. of Schools (existing)			No. of EGS Schools (existing)		New Schools proposed		EGS schools proposed	
		Primary	Upper Primary	High School	Primary	Upper Primary	Primary	Upper Primary	Primary	Upper Primary
1	Aul	134	73	39	12	0	3	3	39	3
2	Derabish	147	49	36	13	0	4	9	37	9
3	Gardapur	115	41	26	7	0	4	8	59	3
4	Kendrapara	135	55	35	9	0	3	7	49	6
5	Pattamundai	149	72	40	10	0	3	5	38	6
6	Marshaghai	109	49	30	10	0	3	4	32	5
7	Mahakalpada	142	104	36	39	0	7	2	53	0
8	Rajkanika	132	63	39	27	0	5	5	44	12
9	Rajnagar	146	60	31	72	0	8	7	52	13
10	Kendrapara Municipality	29	6	8	1	0	0	0	0	0
11	Pattamundai N.A.C.	20	8	4	1	0	0	0	0	0
TOTAL		1258	580	324	201	0	40	50	403	57

Table No. 2.10

Requirement of Block/ Cluster Resource Person

Sl. No	Name of the Block/ Municipality/ NAC	Block Resource Person	Cluster Resource Person	Total
1	Aul	1+2	17	20
2	Derabisn	1+2	17	20
3	Gardapur	1+2	17	20
4	Kendrapara	1+2	17	20
5	Pattamundai	1+2	17	20
6	Marshagnai	1+2	17	20
7	Manakaipada	1+2	17	20
8	Rajkanika	1+2	17	20
9	Rainagar	1+2	17	20
10	Kendrapara Municipality	0	0	0
11	Pattamundai N.A.C	0	0	0
TOTAL		27	153	180

Table No. 2.11

Requirement of Additional Teachers In Each Block

Sl. No	Name of the Block/ Municipality/ NAC	Additional Teachers for RPs	Additional Teachers for			Additional Teachers for	
			Primary School	Upper Primary School	High School	New Primary School	New Upper Primary School
1	Aul	20	99	8	39	0	0
2	Derabish	20	48	22	36	0	0
3	Gardapur	20	32	3	26	0	0
4	Kendrapara	20	225	0	35	0	0
5	Pattamundai	20	107	35	40	0	0
6	Marshaghai	20	91	14	30	0	0
7	Mahakalpada	20	322	2	36	0	0
8	Rajkanika	20	109	25	39	0	0
9	Rajnagar	20	195	22	31	0	0
10	Kendrapara Municipality	0	0	0	10	0	0
11	Pattamundai N.A.C.	0	0	0	5	0	0
TOTAL		180	1228	131	327	0	0

Source: DIS, Kendrapara and Pattamundai

Table No. 2.12
PROPOSED PRIMARY SCHOOLS

Name of the Centres	GP Name	Name of Feeder Habitations	No. of out of school childrens to be benefited	
			6-11 years	11-14 years
AUL				
Khendei Patana	Balakati	Khandeipatana	66	2
Deniari	Kolidhia	Deniari	78	1
Bharatpur	Patrapur	Bharatpur	76	
DERABISH				
Badasadeipur	Nahanga	Badasadeipur	65	4
Manesapur	Kurujanga	Maheshpur	82	2
Raipur	Barimul	Raipur	67	
Thakadeuli	Kaupada	Thakadeuli	73	1
GARADPUR				
Mahala	Bangalpur	Mahala	83	5
Rasilabag	Ekanpur	Rasilabag	76	3
Silapat	Begari	Silapat	67	4
Bindalo	Bhagabanpur	Bindalo	81	4
KENDRAPARA				
Padalo	Chakroda	Padaio	73	2
Malpur	Ostapur	Malpur	76	4
Khairabad	Gulnagar	Khairabad	83	6
PATTAMUNDAI				
Kacheripada H Sahi	Taradipai	Kacheripada H Sahi	76	2
Raghapur H Sahi	Damarpur	Raghapur H. Sahi	81	5
Pahal Kela Sahi	Badamulubasant	Pahal Kela Sahi	71	2

Source: DIS, Kendrapara and Pattamunda.

VAHAKALPADA				
Arada	Bijayanagar	Arada	67	3
Kaiatunga	Gogua	Kalatunga	81	
Ameipal	Ameipal	Ameipai	76	3
Raipur	Khurusia	Raipur	79	4
Kansapal	Baulakani	kansapai	75	3
Kajalapatia	Jambo	Kandarpatia	71	
Sasan	Gogua	Sasar	78	2
RAJKANIKA				
Nahuni	Akhalipada	Nahuni	61	
Sikuli	Baradia	Sikuli	73	3
Bajhabuda	Ostia	Bajhabuda	69	2
Bisaghat	Kantabania	Bisaghat	73	5
Singiri	Kantana	Singiri	82	6
RAJNAGAR				
Barunapalli	Koilipur	Barunapalli	61	2
Hatiagadi	Chandi Baunsaban	Hatiagadi	83	5
Guhalkani	Kurunti	Guhalakani	71	3
Harinapokhari	Rangani	Harinapokhari	76	2
Laxmiprasad	Gupti	Laxmiprasad	81	5
Sikharpati	Talchua	Sikharpati	73	
Sailendra Sareni	Talchua	Sailendra Sareni	81	4
Mugakani	Dera	Mugakani	83	2
MARSHAGHAI				
Balana	Dashipur	Balana	81	3
Amrutmanahipatana	Ayatpur	Amrutmanahipatana	73	3
Khardasahi	Talasangha	Khardasahi	84	3

Source: DIS, Kendrapara and Pattamundai

Table No. 2 13

Location of Proposed Upper Primary Schooling Facilities

Name of the Block	Name of The GP	Name of the Centre	Feeder Habitations	Feeder Schools	No. of Children to be benefited	
					Class-V Passouts	Others in 11 14
Aul	Badambila	Dashipur	Dashipur	Dashipur Pry	37	3
	Patrapur	Bharatpur	Bharatpur	Bharatpur Pry	41	5
	Gobindapur	Gobindapur	Gobindapur	Gobindapur Pry	33	2
Derabish	Kurujanga	Mantripada	Mantripada	Mantripada Pry	43	5
	Basupur	Naraharipur	Naraharipur	Naraharipur Pry	39	7
	Kaupada	Bhuinpur	Bhuinpur	Bhuinpur Pry	37	5
	Chatara Chakada	Gobindjewpatana	Gobindjewpatana	Gobindjewpatana Pry	37	4
	Danpur	Gahaga	Gahaga	Gahaga Pry	45	2
	Indaio	Baragudia	Baragudia	Baragudia Pry	39	6
	Ratadia Khandasahi	Kamilodaspur	Kamilodaspur	Kamilodaspur Pry	37	5
	Jamara Barimul	Bilasahi	Bilasahi	Bilasahi Pry	38	2
	Khamoi	Bambilo	Bambilo	Bambilo Pry	36	5
Pattamundai	Damarpur	Adhajori	Adhajori	Adhajori Pry	39	3
	Talapada	Talapada	Talapada	Talapada Pry	36	5
	Talapada	Bishnupur	Bishnupur	Bishnupur Pry	32	4
	Sansarfai	Surendrapada	Surendrapada	Surendrapada Pry	31	5
	Damarpur	Udayapur	Udayapur	Udayapur Pry	42	4
	Marshaghai	Karilopatana	Telengapada	Telengapada Pry	41	4
	Majapada	Gauda Gaon	Gauda Gaon	Gauda Gaon Pry	37	2
	Akhua	Jokia	Jokia	Jokia Pry	40	5
	Manakarapada	Suniti	Uttar Suniti	Uttar Suniti Pry	50	5
	Batighar	Batighar	Batighar	Batighar Pry	47	4

Rajnagar	Iswarpur	Panchuapalli	Panchuapalli	Panchuapalli Pry	44	3
	Rajnagar	Mahisasura	Mahisasura	Mahisasura Pry	37	6
	Brahman Sahi	Pentha	Pentha	Pentha Pry	27	5
	Kandira	Chakamanapur	Chakamanapur	Chakamanapur Pry	40	2
	Rangani	Banipal	Banipal	Banipal Pry	37	9
	Dera	Kathapangara	Kathapangara	Kathapangara Pry	44	2
	Chandi baunsamula	Bhadia	Bhadia	Bhadia Pry	46	1
Kendrapara	Kansar	Chandanpur	Chandanpur	Chandanpur Pry	37	5
	Kapaleswar	Garapur	Garapur	Garapur Pry	44	2
	Bhagabatpur	Poilo	Poilo	Poilo Pry	43	3
	Gangapada	Gangapada	Gangapada	Gangapada Pry	37	8
	Kalapada	Khasadi	Khasadi	Khasadi Pry	40	3
	Kendrapara Municipality	Tala Baranga	Tala Baranga	Tala Baranga Pry	39	5
	Kendrapara Municipality	Chakada	Chakada	Chakada Pry	27	8
Garadpur	Bangalopur	Basudeipur	Basudeipur	Basudeipur Pry	25	9
	Nadiabarai	Ostapur	Ostapur	Ostapur Pry	37	2
	Tikanpur	Marilo	Marilo	Marilo Pry	44	1
	Sana Adhanga	Bijipur	Bijipur	Bijipur Pry	37	0
	Bhagabanpur	Jaipur	Jaipur	Jaipur Pry	44	2
	Bhagabanpur	Kabilpur	Kabilpur	Kabilpur Pry	39	1
	Padmapur	Kinilo	Kinilo	Kinilo Pry	48	3
	Pakhod	Bangalopur	Bangalopur	Bangalopur Pry	33	4
Rajkanika	Katana Bania	Khandeita	Khandeita	Khandeita Pry	52	2
	Koranda	Chalunia	Chalunia	Chalunia Pry	48	3
	Jayanagar	Taneipada	Taneipada	Taneipada Pry	51	5
	Bara Domanda	Manpur	Manpur	Manpur Pry	62	1
	Pari Nuapada Habalaganda	Kaithapal	Kaithapal	Kaithapal Pry	49	3

Source: DIS Kendrapara and Pattamunda

Table No. 2.14

No. of Schools & Teachers in each Block

Name of the Block/ Municipality/ NAC	S & M Department						TRW Department						Other Govt. Department						Pvt. School					
	Schools			Teachers			Schools			TVS			Schools			Teachers			Schools			Teachers		
	Pry.	U. Pry	HS	Pry.	U. Pry	HS	Pry.	U. Pry	HS	Pry.	U. Pry	HS	Pry.	U. Pry	HS	Pry.	U. Pry	HS	Pry.	U. Pry	HS	Pry.	U. Pry	HS
Aul	134	71	30	364	172	67	0	2	0	0	10	0	0	3	0	0	6	0	4	8	9	26	16	27
Derabish	147	49	31	364	165	70	0	0	0	0	0	0	0	1	0	0	3	0	9	8	5	46	16	13
Gardapur	115	41	26	284	124	50	0	0	0	0	0	0	0	0	0	0	0	0	5	3	0	24	6	0
Kendrapara	135	55	31	303	193	70	2	0	0	7	0	0	0	1	0	0	2	0	5	5	4	28	10	12
Pattamundai	149	71	32	362	211	58	1	1	0	2	5	0	0	0	0	0	0	0	1	4	8	4	8	20
Marshaghai	109	49	30	286	150	58	1	0	0	5	0	0	0	0	0	0	0	0	3	0	0	15	0	0
Mahakalpada	142	104	34	291	225	64	1	0	0	4	0	0	0	5	0	0	23	0	5	11	2	20	22	4
Raikanika	132	63	35	304	191	69	0	0	0	0	0	0	0	3	0	0	9	0	3	3	4	17	6	11
Rajnagar	146	60	26	309	134	52	0	0	0	0	0	0	0	4	0	0	12	0	4	5	5	21	12	35
Kendrapara Municipality	29	6	4	101	15	24	0	0	0	0	0	0	0	1	0	0	4	0	5	2	4	52	4	19
Pattamundai N.A.C.	20	8	3	58	30	20	1	0	0	3	0	0	0	0	0	0	0	0	4	0	1	28	0	0
TOTAL	1258	577	282	3036	1621	612	6	3	0	21	15	0	0	18	0	0	59	0	48	50	42	294	100	141

Source: DIS, Kendrapara and Pattamunda

Table No. 2.15
Requirement of TLM Grant In Government Managed Schools

SI No.	Year	Name of the District	Existing Teachers			Additional Teachers		
			Primary	Upper Pry.	H.S 1/3rd of Trs.	Primary	Upper Pry.	H.S 1/3rd of Trs.
1	2002-03	Kendrapara District	3111	1621	632	1228	131	21
2	2003-04		3141	1641	632	1228	131	21
3	2004-05		3161	1661	632	1228	131	21
4	2005-06		3593	1719	632	1228	131	21
5	2006-07		3995	1777	632	1228	131	21
6	2007-08		4399	1835	632	1228	131	21
7	2008-09		4399	1835	632	1228	131	21
8	2009-10		4399	1835	632	1228	131	21
Total						1048	168	

Table No. 2.16

Requirement of additional Class rooms

Name of the Block/ Municipality/ NAC	1 rooms to single room schools	No. of schools requiring additional class rooms											
		1		2		3		4		High schools			
		Pry.	U.Pry.	Pry.	U.Pry.	Pry.	U.Pry.	Pry.	U.Pry.	1	2	3	
Auri		96	18								39		
Derabish		31	48								36		
Gardapur		101	20								26		
Kendrapara		95	39								35		
Pattamunda		53	32								40		
Marshagha		71	67								30		
Mahakalpada		151	101								36		
Rajkanika		52	46								39		
Rajnagar		172	75								31		
Kendrapara Municipality		44	4								10		
Pattamunda N.A.C		14	1								5		
Total		880	451	0	0	0	0	0	0	0	327	0	0

Source: DIS, Kendrapara and Pattamunda

Building less Schools

Kendrapara is a coastal District always suffering from Flood and Cyclone which cause a great loss to the Educational Institutions. Generally the Educational Institutions are built up under the Private help which is hard to be repaired if damaged once either by the flood or cyclone or by any other cause. Therefore it comes to the responsibility of the Govt. to grant financial assistance for reconstruction of damaged buildings and also the building less schools virtually which occurs to the time.

The programme on FGS, SSA and AIE has much alluring prospective to wide spread the Primary Education on the ~~base~~ of Unversalisation. In this planning the construction of New Buildings for Building less Schools with all academical dimensional prospective gets top priority. Hence the District has planned to construct New Buildings for Building less Schools with budget proposal keeping view of the climatic condition of the District.

Table No. 2.17

Buildingless Schools and Completely Dilapidated Class room

Name of the Block/ Municipality/ NAC	No. of buildingless schools		Dilapidated/ Unsafe classrooms					
	Primary	U.Pry.	Pry.		U.Pry.		High Schools	
			School	Class room	School	Class room	School	Class room
Adi	12	5	35		22			15
Derabish	9	5	61		12			16
Gardapur	5	5	21		18			12
Kendrapara	9	1	32		15			14
Pattamunda	10	6	37		7			15
Warsinghna	8	5	12		8			16
Manakapada	16	8	51		50			10
Rajkanika	9	6	16		31			18
Rajnagar	9	8	87		17			19
Kendrapara Municipality	8	1	18		5			2
Pattamunda N.A.C	5	0	4		3			1
Toti	100	50	374		188			138

Source: DIS Kendrapara and Pattamunda

Environment plays a vital role on education. It stimulates the body, mind and spirit of students to achieve the academic success. So due attention should be given towards the upliftment of institutional environment such as Construction of School Building, Class Rooms, Toilets, Resources Centres, Drinking Water facility, Electricity, Furniture, Aids and Equipment and any other Civil work as appropriate towards the programme.

This Civil Work shall not only be confined to the school environment but shall extend to impact resourcefulness to the teachers. The guiding lines for the control of the civil work will be

- i) Timely completion of the proposed work to avoid cost over runs and time over runs
- ii) Proper utilization of allocated funds
- iii) To ensure quality in each work
- iv) Maintenance of transparency in procedure to avoid criticisms and doubts.

It shall cover up the schools at village level up to administrative units at Block and District Levels.

The numerical statistics and survey data of the District is compiled in Table No. 2.18, which is attached here with, and budget planned on this effect.

From survey it is found that a good number of Primary and UP schools have no requisite no. of classrooms. The no. of classrooms somewhere are not sufficient to the enrollment capacity of class / school and somewhere the no. of teachers are more than the classrooms available in the school. Both the situations are not sound for the academic progress of the learners. A statistic is found at every Block level of the District on this effect. The requirement of additional classrooms in each Block for Primary and UP schools in separate category is given in format no. 2.19.

District has planned to maintain and repair the existing, new and upgraded Primary and UP schools of the District. The budget estimate has been set up and shown in the budget sheet and budget has been proposed at the District unit up to 2009-2010 as shown in the Table No. 2.20.

Table No. 2.18

Civil Work Requirement

Name of the Block/ Municipality/ NAC	Total Addl. Classrooms PS+ UPS + HS + Buildingless Schools	New PS	New U.P Schools	Drinking Water	Toilets	Boundary Wall	BRC	CRC
Aul	131	3	3	130	45	157	1	17
Derabish	118	4	9	116	68	121	1	17
Gardapur	131	4	8	70	54	94	1	17
Kendrapara	144	3	7	115	58	101	1	17
Pattamunda	101	3	5	118	52	160	1	17
Marshagha	151	3	4	86	60	181	1	17
Manakaipada	276	7	2	75	72	148	1	17
Rajkanika	113	5	5	131	70	134	1	17
Rajnagar	264	8	7	119	70	166	1	17
Kendrapara Municipality	57	0	0	29	15	35	0	0
Pattamunda N.A.C.	21	0	0	15	10	28	0	0
Total	1507	40	50	1004	574	1325	9	153

Source : DIS Kendrapara and Pattamunda

Table No. 2.19

Block Wise Total Additional Classrooms

Name of the Block/ Municipality/ NAC	Total Additional Classrooms		
	Primary	Upper Primary	High Schools
Aul	96	18	39
Derabish	31	48	36
Gardiapur	101	20	26
Kendrapara	95	39	35
Pattamundai	33	32	40
Marshaghai	71	57	30
Mahakalpada	151	101	36
Rajkanika	52	46	39
Rajnagar	172	75	31
Kendrapara Municipality	44	4	10
Pattamundai N.A.C.	14	1	5
TOTAL	860	451	327

Table No. 2.20

Maintenance and Repair Grants to Schools

District : Kendrapara

Years	Existing		New		Upgraded	
	Primary Schools	Upper Pry. Schools	Primary Schools	Upper Pry. Schools	Primary Schools	Upper Pry. Schools
2002-03	1258	580	0	0	0	0
2003-04	1258	580	15	10	0	0
2004-05	1273	590	10	10	0	0
2005-06	1283	600	15	10	201	19
2006-07	1499	629	0	10	201	19
2007-08	1700	658	0	10	202	19
2008-09	1902	687	0	0	0	0
2009-10	1902	687	0	0	0	0

It is observed that a good no. of students in Primary & UP schools are dropped out and have become repeaters and some don't take admission on reason of poverty to their guardians. Mostly it is in case of students of SC & ST categories. Girl students mostly avoid schooling on this reason on Primary & UP schools. On universalisation of Primary education is an obstacle. In order to attract and motivate such type of students and to avoid dropout etc. girl students and all students of SC & ST categories should be supplied with Free Text Book. No. of such beneficiaries of Kendrapara District are given in Table No. 2.21 . The budget is prepared and proposed accordingly.

Table No. 2.21

Beneficiaries of Free Text Books Upto Class - 8District: - Kendrapara

Years	CC, SC & All Girls upto Class - VIII	Projected Enrollment upto Class - 8 (Total)
2002-03	152650	152650
2003-04	154673	154673
2004-05	156722	156722
2005-06	158799	158799
2006-07	160903	160903
2007-08	163035	163035
2008-09	165195	165195
2009-10	167384	167384
TOTAL	1279359	1279359

Abided by the Survey Report, Kendrapara District has planned to upgrade 661 nos. of EGS Centres to new Primary & UP schools. The plan is shown in the Table No. 2.22. The Block wise up gradation of New Primary & UP schools from EGS Centres are subject to open 1/3rd of total no. of schools after 3 years

Table No. 2.22

Upgradation of EGS Primary Schools or Setting up New Primary Schools

District- Kendrapara

Name of the Block/ Municipality/ NAC	Year	New Primary Schools	New Upper Primary Schools	Year	Upgraded New Pri Schools from EGS (PS)	Upgraded New UP Schools from EGS (UPS)	Year	Upgraded New Pri Schools from EGS (PS)	Upgraded New UP Schools from EGS (UPS)	Year	Upgraded New Pri Schools from EGS (PS)	Upgraded New UP Schools from EGS (UPS)
Aul	2002-03	3	3	2005-06	17	1	2006-07	17	1	2007-08	17	1
Derabish	2002-03	4	9	2005-06	17	3	2006-07	17	3	2007-08	16	3
Gardapur	2002-03	4	8	2005-06	22	1	2006-07	22	1	2007-08	22	1
Kendrapara	2002-03	3	8	2005-06	17	2	2006-07	19	2	2007-08	22	2
Pattamunda	2002-03	3	5	2005-06	16	2	2006-07	16	2	2007-08	16	2
Marshaghai	2002-03	3	4	2005-06	4	2	2006-07	4	2	2007-08	4	1
Mahakalbada	2002-03	7	2	2005-06	31	0	2006-07	31	0	2007-08	30	0
Raikanika	2002-03	5	5	2005-06	24	4	2006-07	24	4	2007-08	23	4
Rainagar	2002-03	8	7	2005-06	41	4	2006-07	41	4	2007-08	42	5
Kendrapara Municipality	2002-03	0	0	2005-06	1	0	2006-07	0	0	2007-08	0	0
Pattamunda NAC	2002-03	0	0	2005-06	1	0	2006-07	0	0	2007-08	0	0

District has planned for Civil Work for upgraded Primary and UP schools as EGS norms. For the upgradation of schools more class rooms, Furniture, teaching aids and equipment shall be needed with other accessories. So District has plan to propose a Budget Estimation as shown in budget Table for the year 2004-2010 and the Numerical Data of such schools are planned from 2004 to 2010 has been shown in Table no. 2.23

Table No. 2.23

Civil Work for Upgraded Primary and Upper Primary Schools (EGS)

Year	Name of the Block	Upgraded PS (Civil Works)	Upgraded UPS (Civil Works)
2005 - 2006	Aul	17	1
2006 - 2007		17	1
2007 - 2008		17	1
2005 - 2006	Derabish	17	3
2006 - 2007		17	3
2007 - 2008		16	3
2005 - 2006	Gardapur	22	1
2006 - 2007		22	1
2007 - 2008		22	1
2005 - 2006	Kendrapara	20	2
2006 - 2007		20	2
2007 - 2008		19	2
2005 - 2006	Pattamunda	16	2
2006 - 2007		16	2
2007 - 2008		17	2
2005 - 2006	Marshaghai	14	2
2006 - 2007		14	2
2007 - 2008		14	1
2005 - 2006	Manakaipada	31	0
2006 - 2007		31	0
2007 - 2008		30	0
2005 - 2006	Rajkanika	24	4
2006 - 2007		24	4
2007 - 2008		23	4
2005 - 2006	Rajnagar	41	4
2006 - 2007		41	4
2007 - 2008		42	5

Kendrapara District has planned to give proper training to all the existing teachers and other teacher to be posted after wards. This training process is to continue from 2003 to 2010 as per the EGS norms. District has placed a Budget Proposal to this purpose. The numerical statistics on this affect is shown in Table No. 2.25, 2.26 and 2.27

The District has planned a budget estimation in favour of TLE required for uncover and New Upgraded Schools (EGS) and the numerical survey plan is shown in the Table No. 2.24.

Table No. 2.24

TLM for uncovered new and Upgraded Schools (EGS)

Year	Name of the Block	New Schools		Upgraded Schools		Total	
		Primary	Upper Primary	Primary	Upper Primary	Primary	Upper Primary
2002 - 2003	Aur	3	3	0	0	3	3
2005 - 2006		0	0	17	1	20	4
2006 - 2007		0	0	17	1	37	5
2007 - 2008		0	0	17	1	54	5
2002 - 2003	Derabish	4	9	0	0	4	9
2005 - 2006		0	0	17	3	21	12
2006 - 2007		0	0	17	3	38	15
2007 - 2008		0	0	16	3	54	18
2002 - 2003	Gardapur	4	8	0	0	4	8
2005 - 2006		0	0	22	1	25	9
2006 - 2007		0	0	22	1	48	10
2007 - 2008		0	0	22	1	70	11
2002 - 2003	Kendrapara	3	7	0	0	3	7
2005 - 2006		0	0	19	2	22	9
2006 - 2007		0	0	20	2	41	11
2007 - 2008		0	0	20	2	61	10
2002 - 2003	Pattamundai	3	5	0	0	3	5
2005 - 2006		0	0	16	2	19	11
2006 - 2007		0	0	16	2	35	9
2007 - 2008		0	0	17	2	51	11
2002 - 2003	Marsnaghai	3	4	0	0	3	4
2005 - 2006		0	0	14	2	17	6
2006 - 2007		0	0	14	2	31	6
2007 - 2008		0	0	14	1	45	6
2002 - 2003	Manakaibada	7	2	0	0	7	2
2005 - 2006		0	0	31	0	38	2
2006 - 2007		0	0	31	0	59	2
2007 - 2008		0	0	30	0	99	2
2002 - 2003	Rajkanika	5	5	0	0	5	5
2005 - 2006		0	0	24	4	29	9
2006 - 2007		0	0	24	4	53	13
2007 - 2008		0	0	23	4	76	17
2002 - 2003	Rainagar	8	7	0	0	8	7
2005 - 2006		0	0	41	4	49	14
2006 - 2007		0	0	41	4	90	15
2007 - 2008		0	0	42	5	132	20

Table No. 2.25
Teachers Training for existing and additional teachers (upto Class - 8)
District : Kendrapara

Years	Primary					
	Trained Teachers	No. of Days	Untrained Teachers	No. of Days	Freshly Trained Teachers	No. of Days
2002-03	2157	20	124	30	80	60
2003-04	2157	20	124	20	80	20
2004-05	2157	20	124	20	80	20
2005-06	2237	20	124	20	80	20
2006-07	2237	20	124	20	80	20
2007-08	2237	20	124	20	80	20
2008-09	2237	20	124	20	80	20
2009-10	2237	20	124	20	80	20

Table No. 2.26
Teachers Training for existing and additional teachers (upto Class - 8)
District : Kendrapara

Years	Upper Primary					
	Trained Teachers	No. of Days	Untrained Teachers	No. of Days	Freshly Trained Teachers	No. of Days
2002-03	1621	20	101	30	100	50
2003-04	1621	20	101	20	100	20
2004-05	1621	20	101	20	100	20
2005-06	1621	20	101	20	100	20
2006-07	1621	20	101	20	100	20
2007-08	1621	20	101	20	100	20
2008-09	1621	20	101	20	100	20
2009-10	1621	20	101	20	100	20

Table No. 2.27
Teachers Training for existing and additional teachers (upto Class - 8)
District : Kendrapara

Years	High Schools for Class - 8					
	Trained Teachers	No. of Days	Untrained Teachers	No. of Days	Freshly Trained Teachers	No. of Days
2002-03	612	20	---	---	---	---
2003-04	612	20	---	---	---	---
2004-05	612	20	---	---	---	---
2005-06	612	20	---	---	---	---
2006-07	612	20	---	---	---	---
2007-08	612	20	---	---	---	---
2008-09	612	20	---	---	---	---
2009-10	612	20	---	---	---	---

Source: DIS Kendrapara and Pattamunda

Database for Sarva Sikshya Abhiyan has shown child population of the District Kendrapara for the age group of children below 14 years. Disabled children of age group from 0-3, 3-5, 5-11 & 11-14 years have been counted in different GPs with the no. of children who have suffered from as repeaters in different classes. Special care is planned for these children. The numerical data of these children are placed in Table No. 2.28 and 2.29. Remedial Coaching Centres are to be provided for the slow learners to avoid repeaters and to take medical care for the disable and door teaching for such children.

Requirement for school grants for the year 2002-03 to 2009-10 is given in Table no. 2.30 of District planning.

Table No. 2.28

No. of Freshers and Repeaters in the Primary Schools												
District - KENDRAPARA												
Name of the Block/ Municipality/ NAC	Class - I		Class - II		Class - III		Class - IV		Class - V		Total	
	Fresh	Repeaters	Fresh	Repeaters	Fresh	Repeaters	Fresh	Repeaters	Fresh	Repeaters	Fresh	Repeaters
Aul	3980	105	3900	20	3727	80	3090	340	3153	310	17850	855
Derabish	3674	107	3605	65	3215	85	2865	64	2782	71	16161	392
Gardapur	2703	48	2499	42	2490	57	2212	48	2151	42	10691	237
Kendrapara	4667	143	4291	403	4001	204	3367	201	3323	120	19649	1071
Pattamundai	3912	80	4175	85	4777	97	3858	72	3395	75	20117	409
Marshaghai	3953	28	3195	37	3212	46	2643	55	2725	54	14828	220
Mahakalpada	5053	117	5090	157	5097	150	4403	131	4256	83	23773	674
Rajkanika	3497	182	3299	177	3219	178	2892	164	2636	126	15615	827
Rajnagar	5029	398	4288	268	4034	279	3809	217	3462	220	20623	1382
Kendrapara Municipality	1219	3	1198	9	1200	72	1024	55	1072	62	5729	189
Pattamundai N.A.C.	667	35	741	55	633	20	545	16	493	10	3079	136
Total	38354	1246	36281	1318	35605	1268	30708	1363	29448	1173	168115	6392

Source: DIS, Kendrapara and Pattamunda.

Table No. 2.29

Data base for Sarva Shiksha Abhiyan

Child Population in the age group of below 14 year

Categories -Disabled

Name of the Block	0 - 3 Years			3 - 5 Years			5 - 11 Years			11-14 Years			Total No. of Beneficiaries
	Boys	Girls	Total	Boys	Girls	Total	Boys	Girls	Total	Boys	Girls	Total	
Aul	2	2	4	5	4	9	6	7	13	7	8	15	
Derabish	5	4	9	3	3	6	45	35	80	35	20	55	
Gardapur			0			0	48	14	62	29	8	37	
Kendrapara	26	20	46	32	24	56	58	49	107	65	57	122	
Pattamunda	8	5	13	11	9	20	19	10	29	18	12	30	
Marshaghai	26	24	50	25	14	39	50	39	89	20	18	38	
Mahakalpada	205	218	423	93	91	184	50	54	104	70	59	129	
Rajkanika			0			0	4	2	6	4	3	7	
Rajnagar	13	11	24	26	31	57	23	41	64	22	27	49	
Kendrapara Municipality	0	1	1	1	0	1	1	1	2	2	1	3	
Pattamunda N.A.C.	3	2	5	4	1	5	4	5	9	4	2	6	
TOTAL	288	287	575	200	177	377	308	257	565	276	215	491	1056

Table No. 2.30

Requirement for Schools GrantsDistrict : Kendrapara

Years	Primary Schools	Upper Pry. Schools	Upgraded PS	Upgraded UPS	New Primary Schools	New Ups	High Schools
2002-03	1258	580	0	0	0	0	319
2003-04	1258	580	0	0	15	10	319
2004-05	1273	590	0	0	10	10	319
2005-06	1283	600	201	19	15	10	319
2006-07	1499	629	201	19	0	10	319
2007-08	1700	658	202	19	0	10	319
2008-09	1902	687	0	0	0	0	319
2009-10	1902	687	0	0	0	0	319

21st Century is the era of Science and Technology. Computer has become the elementary factor for the above cause. So most of the students like to take computer education to meet the future life status of the country. Therefore the District has planned to afford Computer Education to children in some of its prospective schools. The budget proposal agrees too.

Table No. 2.31

Computer Education for Upper Primary Level

Dist.- Kendrapara

SI No.	Name of the Block/ Municipality/ NAC	No. of Schools	Feeder Schools	Targeted no. of beneficiaries	
				Students	Teachers
1	Aul	3	10	715	27
2	Derabish	3	11	784	28
3	Gardapur	3	9	720	24
4	Kendrapara	3	12	900	30
5	Pattamundai	3	11	770	28
6	Marshaghai	3	10	715	26
7	Mahakalpada	3	12	840	30
8	Rajkanika	3	12	845	30
9	Rajnagar	3	11	784	28
10	Kendrapara Municipality	2	7	455	18
11	Pattamundai N.A.C.	1	4	275	10
Total		30	109	7803	279

Table No. 2.33

Urban Area Development Programme

District : Kendrapara

Name of Focus Areas	Problem	Issues
Rikshaw Puller Bstee	Drop out due to Child Labour and participation in parent work	EGS centre to educate them
Bastee of Minority Community	Adolescence Girls lack of education	Girl's awareness camp
Bastee of Sex worker	Children of Sex worker	AIE centre to educate them
Leprosy Colony	Children of Leper	-do-
Children living on Foot Path	Juvenile delinquency	Arrange moral teaching camp for awareness
Labour Colony	Drop out to take care of younger	Mobile teaching camp

The District has planned to mainstreaming out of school children into regular schools through additional camps, bridge course, a remedial course, back to school camps, migration camps and others. The children have been categorically mentioned. No. of camps are planned to be operated are shown in Table 2.34 of the plan Block wise innovation activity for girls students is planned with target area for girls education, no. of girls education target and activities for development of girls shown in the plan Table 2.35 innovation activity with target of ECCE, target no. of children and activities for development of children of 3-5 years is shown in the Table no. 2.36. Innovation activity for SC & ST students have been planned with target area and common unit with activities for development in the plan Table No. 2.37. Expected trend in drop out and non-enrolled children of age group 6-11 & 6-14 have been shown in Table No. 2.38 of the plan.

Table No. 2.34
Mainstreaming out of School Children into Regular School

Year 2005-2006

Total No. of Camps	Addl Camps	Bridge Courses	Remedial Courses	Back to School Camps	Migration Camps	Other Camps
Total Children to be benefited	12500	4700	4800	2950	3500	3000
Focus area/ Habitation (50 + Children in that habitation)	2	5	2	3	4	---
Focus Schools for mainstreaming	According to age it may be mainstreamed in nearby Primary Schools					

Table No. 2.35
Innovation Activity
Girls Education

For the Year - 2006- 2007

Name of the Blocks/ Municipality/ NAC	Target for Girls Education	Target No. of Girls Children	Activities for Development of Girls
Aui	Never Enrolled, Drop out, Irregular Schooling	1200	Covering the area with ICDS Programme in the District. Now 661 centres have been run to provide the pre- primary schooling facilities. Some more nos. of centres may be opened.
Derabish	Never Enrolled, Drop out, Irregular Schooling	1700	
Gardapur	Never Enrolled, Drop out, Irregular Schooling	1350	
Kendrapara	Never Enrolled, Drop out, Irregular Schooling	1450	
Pattamundai	Never Enrolled, Drop out, Irregular Schooling	2100	
Marshaghai	Never Enrolled, Drop out, Irregular Schooling	1200	
Mahakalpada	Never Enrolled, Drop out, Irregular Schooling	1700	
Rajkanika	Never Enrolled, Drop out, Irregular Schooling	1300	
Rajnagar	Never Enrolled, Drop out, Irregular Schooling	1500	
Kendrapara Municipality	Never Enrolled, Drop out, Irregular Schooling	800	
Pattamundari NAC	Never Enrolled, Drop out, Irregular Schooling	1950	

Source: DIS, Kendrapara and Pattamundai

Table No. 2.36
Innovation Activity
ECCE

For the Year - 2006- 2007

Name of the Blocks/ Municipality/ NAC	Target Area for ECCE	Target No. of Children	Activities for Development of 3- 5 Years
Aul	Labour Class Child	1200	Covering the area with ICDS Programme in the District. Now 561 centres have been run to provide the pre- primary schooling facilities. Some more nos. of centres may be opened
Derabish	Mai Nutriated Child etc	1700	
Gardapur	Bai Wadi	1350	
Kendrapara	Children of Bidi Labour	1450	
Pattamundai	Labour Class Child	2100	
Marshnagai	Labour Class Child	1200	
Manakaipada	Migrant Child	1700	
Rajkanika	Mai Nutriated Child etc	1300	
Rainagar	Migrant Child	1950	

Table No. 2.37
Innovative Activity
 SC/ ST

Name of the Blocks/ Municipality/ NAC	Target Area for SC/ ST Education	Target Communities and Nos.		Activities for Development of SC/ ST
		Community	Nos.	
Aul	Bilikana, Balakati, Patrapur, Petapada, Dimiripal, Juania	Kandara, Dewar	57	S.C People convention, S.C Volunteers Trg. Program
Derabish	Barimul, Chatara Chakada, Palei, Khamol, Basupur, Chhoti	Kandara, Pana, Dhobi, Dama	57	S.C community Leader Mobilisation Camp. S C Women Awareness Program
Garadpur	Tikanpur, Padmapur, Pakhod, Bantala, Badabetara	Kandara, Dewar, Pana, Dhobi	79	-do-
Kendrapara	Ostapur, Nikirai, Kansar, Shyamasundarpur, Indupur	Kandara, Gokha Dhobi	89	-do-
Pattamundai	Chandannagar, Sasan, Billikana, Damarpur	Kandara	62	-do-
Marshaghai	Talasangha, Bandhakata, Parakula	Kandara, Gokha, Dhobi	36	-do-
Mahakalapada	Bijayanagar, Mahakalapada, Patalopanka, Jadupur, Baulakani	Kandara, Pana, Gokha	60	-do-
Rajkanika	Panasaganda, Hatasahi, Pradhanpala, Trailokyapur, Koilipur, Siko	Gokham Dewar, Kandara	62	-do-
Rajnagar	Sana Bada Gopalpur, Gupti, Rajnagar, Brahmanasani, Talchua, Rangani	Gokha, Dewar, Kandara, Dama	42	-do-
Kendrapara Municipality	Kendrapara Municipality	Gokha, Mochi, Dama, Pana	17	-do-
Pattamundai NAC	Pattamundai NAC	Gokha, Mochi, Kandi	13	-do-

Source: DIS, Kendrapara and Pattamundai

Total enrollment in the District have been found out for general, SC, ST categories of students those who have taken admission in Govt. schools, Govt. residential schools and Pvt. Schools of the District. The enrollment number of boys and girls have been found out in class wise from Class I to 8. The figure is shown in the Table No 2.39, 2.40 & 2.41 of the plan.

Projection of children till 2010 as to be age group wise and caste categories have been shown in Table No. 2.41. Dropout learners of Block wise have been found out for EGS Centres. This includes the learners who have been never enrolled, irregular schooling children and drop out children. It is shown in the Table No. 2.42 of the plan. Budget is planned to take care of such learners. Trend in drop out students is shown in Table No 2.43. Enrollment ration in Block wise as per the child age group population and age group enrollment with GER and NER have been found out and shown in the planning Table No 2.44 & 2.45. Budget provisions have been proposed on the above aspects.

Table No. 2.38
Expected Trend in Dropout & Non Enrolled

District:- Kendrapara

Years	Dropout			Non-enrolled		
	6 - 11	11 - 14	Total	6 - 11	11 - 14	Total
2002-03	21306	7119	28425	8725	3255	11980
2003-04	15980	5339	21319	6544	2441	8985
2004-05	10653	3560	14213	4363	1628	5990
2005-06	5327	1780	7106	2181	814	2995
2006-07	0	0	0	0	0	0
2007-08	0	0	0	0	0	0
2008-09	0	0	0	0	0	0
2009-10	0	0	0	0	0	0

Source: DIS, Kendrapara and Pattamunda.

Table No. 2.39

District - Kendrapara

Enrollment in the District

Category : Gen

Class	Govt.Schools			Govt.Res.Schools			Private Schools			Total		
	Boys	Girls	Total	Boys	Girls	Total	Boys	Girls	Total	Boys	Girls	Total
I	14332	14096	28428	0	0	0	1126	1022	2148	15458	15118	30576
II	14122	13788	27910	0	0	0	1017	991	2008	15139	14779	29918
III	13900	13662	27562	0	0	0	996	846	1842	14896	14508	29404
IV	11669	11593	23262	0	0	0	906	789	1695	12575	12382	24957
V	11119	11165	22284	0	0	0	828	701	1529	11947	11866	23813
VI	12169	10838	23007	0	0	0	785	668	1453	12950	11506	24456
VII	12192	10536	22728	0	0	0	777	574	1351	12969	11110	24079
VIII	4241	3726	7967	0	0	0	1054	999	2053	5295	4725	10020
IX	3979	3722	7701	0	0	0	968	911	1879	4947	4633	9580
X	3328	3594	6922	0	0	0	893	823	1716	4221	4417	8638
Total	101051	96720	197771	0	0	0	9350	8324	17674	110397	105044	215441

Table No. 2.40

District - Kendrapara

Enrollment in the District

Category : SC

Class	Govt. Schools			Govt. Res. Schools			Private Schools			Total		
	Boys	Girls	Total	Boys	Girls	Total	Boys	Girls	Total	Boys	Girls	Total
I	4445	844	5289	0	0	0	401	368	769	4846	3212	8058
II	4172	2718	6890	0	0	0	390	361	751	4562	3079	7641
III	4208	2629	6837	0	0	0	305	289	594	4513	2918	7431
IV	3976	2622	6598	0	0	0	302	207	509	4273	2829	7107
V	3895	2422	6317	0	0	0	288	177	465	4183	2599	6782
VI	2809	2348	5157	0	0	0	210	158	368	3019	2506	5525
VII	2529	2222	4751	0	0	0	189	149	338	2718	2431	5149
VIII	2073	1904	3977	0	0	0	318	298	616	2391	2202	4593
IX	1883	1783	3666	0	0	0	301	277	578	2184	2060	4244
X	1712	1510	3222	0	0	0	273	201	474	1985	1711	3696
Total	31702	21002	52704	0	0	0	2977	2485	5462	34679	25547	60226

Source: D.S. Kendrapara and Pattamunda

Table No. 2.41

District - Kendrapara

Enrollment in the District

Category : ST

Class	Govt Schools			Govt Res Schools			Private Schools			Total		
	Boys	Girls	Total	Boys	Girls	Total	Boys	Girls	Total	Boys	Girls	Total
I	35	26	61	0	0	0	0	0	0	35	26	61
II	23	17	40	0	0	0	0	0	0	23	17	40
III	21	17	38	0	0	0	0	0	0	21	17	38
IV	18	9	27	0	0	0	0	0	0	18	9	27
V	17	9	26	0	0	0	0	0	0	17	9	26
VI	8	5	13	0	0	0	0	0	0	8	5	13
VII	8	3	11	0	0	0	0	0	0	8	3	11
VIII	3	0	3	0	0	0	0	0	0	3	0	3
IX	1	0	1	0	0	0	0	0	0	1	0	1
X	1	0	1	0	0	0	0	0	0	1	0	1
Total	135	86	221	0	0	0	0	0	0	135	86	221

Table No. 2.41

PROJECTION OF CHILDREN TILL 2010

District : Kendrapara

Caste : Gen + SC + ST

Year	0 -3 years			3 - 5 Years			6 - 11 Years			11 - 14 Years		
	Boys	Girls	Total	Boys	Girls	Total	Boys	Girls	Total	Boys	Girls	Total
2001- 2002	57578	53179	110757	51318	46331	97649	98142	90213	188355	48950	45740	94690
2002- 2003	58341	53884	112225	51998	46945	98943	99442	91408	190851	49599	46346	95945
2003- 2004	59114	54598	113712	52687	47567	100254	100760	92619	193379	50256	46960	97216
2004- 2005	59897	55321	115218	53385	48197	101582	102095	93847	195942	50922	47582	98504
2005- 2006	60691	56054	116745	54092	48836	102928	103448	95090	198538	51596	48213	99809
2006- 2007	61495	56797	118292	54809	49483	104292	104819	96350	201169	52280	48852	101132
2007- 2008	62310	57549	119859	55535	50139	105674	106207	97627	203834	52973	49499	102472
2008- 2009	63135	58312	121447	56271	50803	107074	107615	98920	206535	53675	50155	103829
2009- 2010	63972	59084	123056	57017	51476	108493	109040	100231	209271	54386	50819	105205
TOTAL	546533	504777	1051310	487113	439776	926889	931568	856306	1787874	464636	434166	898802

Source: DIS, Kendrapara and Pattamunda

Table No. 2.41-A
PROJECTION OF CHILDREN TILL 2010

District: Kendrapara							Caste : Gen					
Year	0 - 3 years			3 - 5 Years			6 - 11 Years			11 - 14 Years		
	Boys	Girls	Total	Boys	Girls	Total	Boys	Girls	Total	Boys	Girls	Total
2001- 2002	43601	40460	84061	37653	33844	71497	77661	72353	150014	38120	35918	74038
2002- 2003	44179	40996	85175	38152	34292	72444	78690	73312	152002	38625	36394	75019
2003- 2004	44764	41539	86303	38657	34747	73404	79733	74283	154016	39137	36876	76013
2004- 2005	45057	42090	87147	39170	35207	74377	80789	75267	156056	39655	37365	77020
2005- 2006	45959	42647	88606	39689	35674	75362	81860	76265	158124	40181	37860	78041
2006- 2007	46567	43212	89780	40214	36146	76361	82944	77275	160219	40713	38361	79075
2007- 2008	47184	43785	90969	40747	36625	77373	84043	78299	162342	41253	38870	80122
2008- 2009	47809	44365	92175	41257	37113	78398	85157	79336	164493	41799	39385	81184
2009- 2010	48443	44953	93396	41854	37602	79437	86285	80388	166673	42353	39907	82260
TOTAL	413863	384048	797911	357404	321249	678653	737162	686778	1423940	361837	340935	702772

Table No. 2.41-B

PROJECTION OF CHILDREN TILL 2010

District: Kendrapara

Caste : SC

Year	0 - 3 years			3 - 5 Years			6 - 11 Years			11 - 14 Years		
	Boys	Girls	Total	Boys	Girls	Total	Boys	Girls	Total	Boys	Girls	Total
2001- 2002	13742	12497	26239	13463	12293	25756	20097	17539	37636	10667	9673	20340
2002- 2003	13924	12663	26587	13641	12456	26097	20363	17771	38135	10808	9801	20610
2003- 2004	14109	12830	26939	13822	12621	26443	20633	18007	38640	10952	9931	20883
2004- 2005	14296	13000	27296	14005	12788	26793	20906	18245	39152	11097	10063	21159
2005- 2006	14485	13173	27658	14191	12958	27148	21183	18487	39671	11244	10196	21440
2006- 2007	14677	13347	28024	14379	13129	27508	21464	18732	40196	11393	10331	21724
2007- 2008	14871	13524	28395	14569	13303	27873	21749	18980	40729	11544	10468	22012
2008- 2009	15068	13703	28772	14762	13480	28242	22037	19232	41269	11697	10607	22303
2009- 2010	15268	13885	29153	14958	13658	28616	22329	19487	41815	11852	10747	22599
TOTAL	130440	118622	249062	127791	116686	244477	190762	166481	357243	101252	91817	193068

Source: DIS, Kendrapara and Pattamunda.

Table No. 2.41-C
PROJECTION OF CHILDREN TILL 2010

District: Kendrapara

Caste : ST

Year	0 -3 years			3 - 5 Years			6 - 11 Years			11 - 14 Years		
	Boys	Girls	Total	Boys	Girls	Total	Boys	Girls	Total	Boys	Girls	Total
2001- 2002	235	222	457	202	194	396	384	321	705	163	149	312
2002- 2003	238	225	463	205	197	401	389	325	714	165	151	316
2003- 2004	241	228	469	207	199	407	394	330	724	167	153	320
2004- 2005	244	231	475	210	202	412	399	334	733	170	155	325
2005- 2006	248	234	482	213	204	417	405	338	743	172	157	329
2006- 2007	251	237	488	216	207	423	410	343	753	174	159	333
2007- 2008	254	240	495	219	210	429	416	347	763	176	161	338
2008- 2009	258	243	501	221	213	434	421	352	773	179	163	342
2009- 2010	261	247	508	224	216	440	427	357	783	181	166	347
TOTAL	2231	2107	4338	1917	1841	3759	3645	3047	6692	1547	1414	2962

Table No. 2.42
Distribution of Drop-out Learners

Dist.- Kendrapara

SI No.	Name of the Block/ Municipality/ NAC	Children identified for EGS Centre			
		Never Enrolled	Irregular Schooling Children	Droup out Children	Total
1	Aul	383	202	781	1366
2	Derabish	387	145	986	1518
3	Gardapur	305	185	882	1372
4	Kendrapara	340	273	828	1441
5	Pattamundai	353	351	1087	1791
6	Marshaghai	370	204	1025	1599
7	Mahakalpada	401	312	1095	1808
8	Rajkanika	345	215	1021	1581
9	Rajnagar	438	396	846	1680
10	Kendrapara Municipality	53	76	630	759
11	Pattamundai N.A.C.	78	87	371	536
Total		3453	2446	9552	15451

N.B - In this table drop out for EGS means Droup out + Never enrolled

Source: DIS Kendrapara and Pattamunda

TREND IN DROP OUTS

To go in the Oriya literature of 19th Century we find Rebati in the stories of Fakir Mohan Senapati who was a hatred girl by her Grand Mother as the sin that she had aspired to learn read and write. After independence awareness has developed in the minds of people to get their children educated. By the by no. of enrollments has increased and the rate of drop out children is also reducing to a visionable extent up to date. By 2002-03 drop outs in Kendrapara District was 21,306 and 7,119 of the age group of 6-11 and 11-14 respectively. District has planned through SSA to reduce this trend up to 17,045 and 5,980 to the year 2003-04. Such reducing process to abolish drop outs in age group of 6-11 fully and to reduce drop outs up to 1424 of the age group 11-14 by the year 2007-08 and to get a drop out less District by 2009-2010.

Table No. 243
Trend in Drop out

Dist.- Kendrapara

Sl No.	Name of the Block/ Municipality/ NAC	Total Drop-out	Drop out children identified for EGS in age group 6 - 14	Other Drop out
1	Aul	1106	1071	35
2	Derabish	1083	1050	33
3	Gardapur	1418	1386	32
4	Kendrapara	1249	1218	31
5	Pattamundai	1045	1008	37
6	Marshaghai	918	882	36
7	Mahakalpada	1961	1932	29
8	Rajkanika	1525	1491	34
9	Rajnagar	2649	2604	45
10	Kendrapara Municipality	26	21	5
11	Pattamundai N.A.C.	25	21	4
Total		13005	12684	321

N.B - in this table drop out for EGS means Droup out + Never enrolled

Source: DIS, Kendrapara and Pattamunda;

Table No. 2.44

Enrollment Ratio

Sl. No.	Name of the Block/ Municipality/ NAC	Child Population 6-14 years	Child Enrolment 6 -14 years	GER
1	Aul	18526	18500	99.86
2	Derabish	16446	15335	93.24
3	Gardapur	14281	12292	86.07
4	Kendrapara	22639	21032	92.90
5	Pattamunda	21004	20526	97.72
6	Marshagha	16256	12648	77.81
7	Manakaipada	25021	24537	98.07
8	Rajkanika	26725	16365	61.23
9	Rajnagar	24019	22004	91.61
10	Kendrapara Municipality	6036	5914	97.98
11	Pattamunda N.A.C.	3377	3215	95.20
	TOTAL	194330	172368	991.70

Table No. 44-A
Enrollment Ratio

Category : General

Sl. No	Name of the Block/ Municipality/ NAC	Child Population (6-14)		Child Enrollment (6-14)		G.E.R		N.E.R	
		Boys	Girls	Boys	Girls	Boys	Girls	Boys	Girls
1	Aul	12437	10247	9942	8386	79.94	81.84	74.77	80.19
2	Derabish	10625	9986	7778	6903	73.20	69.13	72.87	68.76
3	Garadpur	8576	7548	6241	5541	72.77	73.41	72.51	73.14
4	Kendrapara	13989	12884	10653	9447	76.15	73.32	75.68	72.89
5	Pattamundai	11391	10998	10335	9167	90.73	83.35	90.45	83.8
6	Marshaghai	8121	7766	6325	5615	77.88	72.30	77.55	71.95
7	Mahakalpada	15378	14063	12311	10918	80.06	77.64	79.84	77.27
8	Rajkanika	16773	16763	8321	7380	49.61	44.03	49.24	43.63
9	Rajnagar	14133	13961	11718	9828	82.91	70.40	82.12	69.61
10	Kendrapara Municipality	4155	3918	3077	2336	74.06	59.62	73.35	58.77
11	Pattamundai NAC	1615	1434	1545	1371	95.67	95.61	95.41	95.18

Source: DIS, Kendrapara and Pattamundai

Table No. 44-A
Enrollment Ratio

Category : SC

Sl. No	Name of the Block/ Municipality/ NAC	Child Population (6-14)		Child Enrollment (6-14)		G.E.R		N.E.R	
		Boys	Girls	Boys	Girls	Boys	Girls	Boys	Girls
1	Aul	3224	1934	2575	1211	79.87	62.62	79.8	61.49
2	Derabish	1853	2375	1832	1595	98.87	67.16	98.65	67.03
3	Garadpur	2550	2191	2175	1248	85.29	56.96	85.21	56.86
4	Kendrapara	5001	3129	4354	1942	87.06	62.06	87.02	62
5	Pattamundai	9815	3398	3805	2985	38.77	87.85	38.75	87.81
6	Marshnagar	4275	2069	3806	1356	89.03	65.54	89	65.51
7	Mahakaibada	4948	2723	4524	1644	91.43	60.37	91.42	60.35
8	Raikanika	1020	2451	760	1558	74.51	63.57	79.45	63.55
9	Rainagar	3249	1288	3138	842	96.58	65.37	96.54	65.35
10	Kendrapara Municipality	195	446	162	283	83.08	63.45	83.05	63.42
11	Pattamundai NAC	698	581	579	458	82.95	78.83	82.94	78.8

Table No. 44-A

Enrollment Ratio

Category : ST

Sl. No	Name of the Block/ Municipality/ NAC	Child Population (6-14)		Child Enrollment (6-14)		G.E.R		N.E.R	
		Boys	Girls	Boys	Girls	Boys	Girls	Boys	Girls
1	Aul	0	0	0	0	0.00	0.00	0	0
2	Derabish	12	11	8	9	66.67	81.82	66.62	81.79
3	Garadpur	0	0	0	0	0.00	0.00	0	0
4	Kendrapara	27	31	25	28	92.59	90.32	95.57	90.3
5	Pattamundai	0	0	0	0	0.00	0.00	0	0
6	Marshaghai	0	0	0	0	0.00	0.00	0	0
7	Mahakalpada	184	169	132	115	71.74	68.05	71.71	60.02
8	Rajkanika	0	0	0	0	0.00	0.00	0	0
9	Rajnagar	146	102	103	98	70.55	96.08	70.52	96.05
10	Kendrapara Municipality	10	7	5	3	50.00	42.86	49	42.84
11	Pattamundai NAC	0	0	0	0	0.00	0.00	0	0

Source: DIS, Kendrapara and Pattamunda:

It is observed the people living in the slum areas of Kendrapara District are not all educated as per the report of various organizations. No. of such type of children of age group 6-11 & 11-14 have been detected. No. of problematic schools in each Block have been found out and shown in the Table no. 2.32 & 2.33.

AIE Centres

The survey has detected a suitable no. of out of school children such Migrants, Adolescent Girls, Physical Handicaps & Child Labours in the District. Necessary steps are to be taken to educate these children through AIE scheme. To achieve this goal, the District Planning has set up to open Adolescent Girls' Camp both Residential and Non-Residential, Bridge Course for Migrant family children, Residential and Non-Residential, Adolescent boys camp, Remedial coaching Centre, Mini Schools, Residential Primary Schools as shown in the *Annexure-II*. Footpath children, Orphans, Slum dweller children, Children of minor communities and refugees are taken into targets. Budget proposals are placed to allot funds to meet the demands of those children.

Table No. 2.45

Block-wise Distribution of AIE Centres

Sl. No	Name of the Block/ Municipality/ NAC	Adolescent Girls Camp (Residential)	Bridge Course for Children of Migrant Families	Adolescent Girls Camp (Non-Residential)	Adolescent Boys Camp (Non-Residential)	Remedial Coaching Centre	Mini School	Residential Primary School	Others	Total
1	Aul	3	2	2	2	17	5	2	2	35
2	Derabish	2	2	2	2	6	2	2	2	20
3	Garadpur	3	2	2	2	17	5	2	2	35
4	Kendrapara	6	3	2	2	28	8	3	3	55
5	Pattamunda	4	3	2	2	26	8	2	2	49
6	Marshaghal	4	2	2	2	22	6	2	2	42
7	Manakaipada	2	2	2	2	6	2	1	3	20
8	Rajkanika	3	2	2	2	17	5	2	2	35
9	Rajnagar	3	2	2	2	12	4	2	2	29
10	Kendrapara Municipality	0	1	0	0	5	0	0	1	7
11	Pattamunda NAC	0	1	0	0	5	0	0	1	7
TOTAL		30	22	18	18	161	45	18	22	334

N.B - Others specifies Children of Street dweller, Slum dweller, Minority Community, Refugee & Orphanage

Table No -

Anticipated Learners of AIE Centres

Sl. No	Name of the Block/ Municipality/ NAC	Adolescent Girls Camp (Residential)	Bridge Course for Children of Migrant Families	Adolescent Girls Camp (Non-Residential)	Adolescent Boys Camp (Non-Residential)	Remedial Coaching Centre	Mini School	Residential Primary School	Others	Total
1	Aul	49	27	41	40	240	88	44	39	568
2	Derabish	37	17	15	18	68	21	17	5	198
3	Garadpur	43	21	41	24	121	42	17	18	327
4	Kendrapara	621	421	402	307	589	417	208	228	3193
5	Pattamundai	601	408	377	281	491	367	194	177	2896
6	Marshaghai	191	91	86	67	123	36	45	32	721
7	Mahakalpada	70	25	25	26	42	31	22	20	261
8	Rajkanika	549	347	345	252	336	352	82	189	2452
9	Rajnagar	244	207	210	256	262	266	107	94	1646
10	Kendrapara Municipality	0	25	260	0	155	0	0	20	460
11	Pattamundai NAC	0	57	0	0	375	0	0	50	482
TOTAL		2405	1645	1802	1271	2802	1670	736	872	13204

N.B:- Others specifies Children of Street dweller, Slum dweller, Minority Community, Refugee & Orphanage.

Source: DIS, Kendrapara and Pattamundai

CHAPTER - III

(Planning Process)

Planning Process

Sarva Shiksha Abhiyan is a National Program aimed at achieving the goal for Universalisation of Elementary Education in an effective manner. Specially emphasizing on community involvement. The Planning process includes grass root Level participation to take the problem and issues of Primary Education. The District Prospective Plan has been prepared on the basis of the Data collected through survey, participatory meeting of different groups the work shops details, discussion and exchange of ideas provided clues for strategies to reach the targets.

The Planning process was conducted with the training of the District Planning team at the State Project Office, Bhubaneswar. The team was assembled in two round orientations in the participating approach of Planing. The following activities were conducted at the village, Block and District Level as pre project activities.

Survey:

The household survey was taken up and completed during August 2001. The Upper Primary School teachers were engaged for collection of household Data. They covered all the houses from door to door in the village and formed for the purpose.

The S.I of Schools of all the Blocks and Municipality devoted their time for compilation of village Data and under their direct supervision the Block Data was submitted during 1st week of Sept. 2001. The District Level Survey Data was completed by the Core Team Member by November.

The survey of School Data was conducted with the assistance of the State Project Office. The Headmaster of all Primary Schools, Upper Primary Schools and High Schools having Elementary Section have tried their best to provide accurate Data during the survey period.

Different Block Level focus group discussions were conducted at District and Block Level from September to October. The B.D.Os, Executive Officers of the local bodies took active part in conducting the meeting. The V E C members, P R I worker groups and all Primary School teachers participated in the meeting in groups. Specific problem of the area and their individual requirements were identified. Those are exhibited in the Plan categorically.

A convergence meeting was conducted at the District Headquarters. All the Sarapanchas of the District were involved. The District Level Officers and Officers of Education Department have attended the meeting. Aims and objectives of the S S A

were discussed in the meeting. They specified their need based problems and their strategies, which are included in the Prospective Plan

In addition to that the Block and District Level convergence meeting were held at different times at the Block Headquarters and District Headquarters. The B.D.Os, D.P.Os and all other Officers of the related Department, N.G.Os, P.R.Is and Teachers Union participated in the meeting. Suggestion was solicited from the grass root Level.

The issues that have been identified in the convergence meeting and workshops are classified and discussed in the Planning process.

Table No. 3.1

Sl. No	Level	Groups	Issues identified
1	Village	Villagers and P R I	Common issues discussed in the
		Issues identified	1. Condition of the building
		1. School building are not safe	2. Inadequate class-rooms
		2. More than 2 classes held in one classroom.	3. Lack of basic infrastructural facilities.
		3. Uncomfortable sitting arrangement	4. In-effecting teaching.
		4. Children fail to gather minimum knowledge.	5. Irregular teachers.
		5. Teachers do not stay in feeder village.	6. Poor quality of teaching
		6. Lack of interaction between villagers/parents.	7. Non-availability of teaching aids.
		7. Improvement of teachers in MDM robs their valuable teaching time.	8. Teachers do not stage in the School premises.
		8. Teachers do not attempt to impart teaching in friendly manner.	9. Involvement of teachers in MDM work
		9. Lack of regular supervision and academic monitoring the School.	10. Lack of proper supervision of Schools.
		10. Teachers are helpless regarding irregular attendance of teachers.	11. Lack of orientation to teachers on modern concept of learning.
		11. Textbooks are not	12. Irregular attendance of the students at the Schools.
			13. Poverty of the parents.
			14. Lack of free text books to poor children.
			15. MDM not qualitative and quantitative.
			16. No step to check the dropouts
			17. Language problem in Muslim and Bengali dominated pockets.
			18. Lack of pre School facility.

		<p>available in time. Some parents find it costly to buy.</p> <p>12. Minority community demand special Education facility.</p> <p>13. Drop-outs: there is no specific provision to teach them beyond Schooling times</p>	<p>19. No provision for beautification of School campus.</p> <p>20. Non involvement of the community for the improvement of enrolment position and other developmental work of the School.</p> <p>21. Lack of Schooling facilities for special class of children like scheduled caste, Muslims.</p> <p>22. Lack of provision for interacting the villagers with authority of Education Department and Block/ District Administration.</p> <p>23. Lack of communication facilities in flood-affected Blocks specifics where River, Rivulets and Nalas exist.</p>
2	Block Level convergence meeting.	All Block Level Officers/ Chairman/ All Members/ Sarpanchs/ Ward Members	<p>1. Provision of adequate contingency for Schools</p> <p>2. Lack of retention for S.C and Muslim children.</p> <p>3. Superstitions of minority groups</p> <p>4. Overloaded syllabus</p> <p>5. Non-availability of Plan ground for each School.</p> <p>6. No regular health check-up for School children.</p> <p>7. Teachers don't adopt child Centred and joyful learning approach.</p> <p>8. VEC and teachers are ignored in infrastructural development.</p>
3	Parents, Teachers and Students of School.		<p>1. Women in the village have little involvement in School activities</p> <p>2. Girl children look after their youngsters when their parents are on cultivation.</p> <p>3. Engagement of teachers in non-</p>

		<p>teaching activities.</p> <ol style="list-style-type: none"> 4. Teaching hampers due to vacancy of teachers. 5. Lack of Schooling facilities in some habitations. 6. Lack of motivation in parents to enroll and retain their children in Schools. 7. No Agency take care of the building of urban areas. 8. There is no coordination among local urban body and Educational supervising authorities. 9. Qualitative difference is found in between English medium Schools and general Primary Schools. 10. Urban area lack of ICDS facility. 11. Lack of SUPW activities in Schools. 12. Curriculum is not need based in rural areas. 13. The School Committee remains inactive to mobilize children. 14. Promotional perspective investments and award to teachers lack scientific judgement of reports to Districts. 15. Lack of achievement Level by rural students due to negligence of the teachers.
4	Teacher group Primary teacher, UGME teachers Welfare Department teachers	<ol style="list-style-type: none"> 1. Pupil teacher ratio is high in places. 2. Difficulty in multigrade teaching. 3. Non-cooperation of villagers in Educational activities. 4. Interference of local politicians in transfer of teachers and School Administration. 5. There is no provision of reward

			<p>and punishment for deserving teachers</p> <p>6 There is no feeling of ownership of the Educational Institutions in the villages.</p> <p>7 No involvement of Youth Clubs and NGOs in environmental building.</p> <p>8 Teacher's irregular in their duty.</p> <p>9 Long staying of a teacher in a place makes the job boring.</p> <p>10. Books are not supplied to the reserve are going of students and poor needy students.</p> <p>11. Imposition of fees for Examination, functions related to Schools discourages the children for attending the Schools sometimes.</p>
5	District Level convergence meeting.	S.P Chairman Block and Municipality/ N A C chair persons, Planning team members B D Os and Dist. Level Officers	<p>1 Different language Oriya, Urdu, Bengali, are spoken in the District.</p> <p>2 Some remote area and inaccessible area are away from the present cultural main stream of the District.</p> <p>3 Teacher's absenteeism inaccessible area</p> <p>4 Dire poverty of the people in the District.</p> <p>5 Most of the families are illiterates.</p> <p>6 Need of coordination among all related Department</p> <p>7 Lack of convergence with different target groups of society</p> <p>8 Lack of adequate incentives to both students and teachers.</p> <p>9 No facility of Early Childhood Care and Education in urban area.</p> <p>10. Lack of P T A and M T A</p>

CHAPTER - IV

(Issues and Strategies)

Introduction:

Since Independence Primary Education has been a focused Area in all our development Program. In spite of our efforts for more than 50 years, we have not been able to achieve the goal of Universalization of Elementary Education. It is not because that we have no adequate manpower or financial viability. But it is because of our inability to handle successfully local problems and identification of issues and the related solution. In this chapter the Planning team has tried to find out issues related to Access, Enrolment and retention, quality Education and capacity building and has tried to Plan accordingly with the strategies to be undertaken. The strategies have been suggested by the stakeholders in volume in the meetings, discussion workshops and minor Planning

Problem	Issues	Strategies
Access related	i) There are 640 no. of unserved habitations in the District which lacks Schooling facilities.	Out of unserved habitations 40 no of habitations justify opening of New Primary School (40 Primary and). Hence to given justice to the unserved villages, the rest 604 villages will be covered with EGS.
	ii) National barriers like Rivers, Nalas, lack of roads and man made barriers like highways create hindbrains for better access of children of these areas.	ii) 604 no of EGSCs are to be opened for children of the said area through DEEP.
	iii) There are 10 building less Primary Schools in the District where Teaching Learning is affected. Also 562 nos. of completely dilapidated buildings have been identified in which new building are to be constructed.	Building for those Schools are to be provided for better Schooling facility by DEEP.
	iv) Out of 1250 no. of Primary Schools and 58 no. of Upper Primary Schools there are 572 no of single room Schools where children cannot be accommodated	Additional classrooms one each for all the Primary Schools are to be provided.
	v) Landless Laborers and families backward areas like Rajnagar & Mahakalpada are	a. 75 condensed bridging courses for children on their return are to be opened to make up for

	more out of their villages in search of lively hood in Calcutta, Surat, Bombay etc. they live their children/ take them with them	Schooling time loss 45 camps for Primary and 30 camps for Upper Primary are to be opened.
	vi) Special focus group like Muslim Girls, Scheduled Caste children are deprived of the Educational facilities.	vi) Special Schooling facilities are to be provided by opening of EGS/ Alternative Schooling facilities
	vii) There are 661 Anganwadi Centres in the Districts, which cannot accommodate 7668 children belonging to the age group of 3-5 for Pre School children care.	vii) a) special provision to be made for such category of children. b) Adequate trained teachers to be posted in some Schools c) New 700 nos of ECCE Centres are to be opened d) Health issues of MTA.
Enrolment Retention	<p>I. As per House hold survey 19256 children in the age group 6-14 are not attending Schools due to household works, family occupation or as child Labour.</p> <p>II. Want of public awareness especially among women and Scheduled Tribe and mainly SC Parents.</p> <p>III. Poverty of Parents. Around 51% of total population are under below poverty line.</p>	<p>1 The problem can be solved by</p> <p>a Opening of Alternative Schools in that habitation.</p> <p>b Rescheduling of time of School.</p> <p>c Free supply of reading writing material including textbooks.</p> <p>II Awareness can be generated by</p> <p>a. Involving NGOs/ Youth clubs/ Mahila Mandals.</p> <p>b Activating VEC's</p> <p>c By organizing Rallies</p> <p>d. Discussion among them with interception by the community members.</p> <p>e Display of poster/ wall painting etc.</p> <p>f Special approach by door to door approach by teaching public personalities, Retired Persons & Elected representatives.</p> <p>g. Micro Planning for identification of issues and problems</p> <p>h. If possible sending children of the same locality to bring their friends</p>

		<ul style="list-style-type: none"> i. Special drive for enrollment.
		III.
	IV. Gender Disparities.	<ul style="list-style-type: none"> a. Providing free textbooks and other reading writing material to the deserving students in the presence of their parents. b. Ensuring of quality and quantity MDM. c. Providing free Hostel facilities. d. Activating Income Generating Program e. Award of merit scholarship/incentives
	V. Engagement of Girl child in taking care of babies/ household works which labour club parents go for work.	IV.
	VI. Minority Community Girls.	<ul style="list-style-type: none"> a. Empowerment of women organization. b. Formation of Kishore Clubs and Girls Group. c. Formation MFA. d. Opening of Adolescent Girls Centres.
	VII. Students are mentally not ready to come to School for learning as there is a happy life at home.	V.
		<ul style="list-style-type: none"> a. Providing a Anganwadi Worker to take care of the babies in Schools with provision of feeding and toys.
		VI. Motivating the community, religious leaders and their representatives.
		<ul style="list-style-type: none"> a. Additional information. b. Camp Schools for specific groups and adolescent girls. c. Community meetings.
		VII.
		<ul style="list-style-type: none"> a. School readings Program to be introduced by ICDS. b. ICDS Centre to be in the School campus or area near by place.
Retention	<ul style="list-style-type: none"> 1. Irregular attendance of students. 2. Want of special care weaker students Development of Fear Psychosis. 	<ul style="list-style-type: none"> 1. a. regular contact of teachers with Parents, VEC interaction, constant assessment by cluster groups and Grama Sevaks.

		<ul style="list-style-type: none"> b. Activities to intervene and bring this back VEC, MTA. 2. a. Unit Test to be conducted to identify such students. b. Special locality for weaker students. c. Remedial measures to be undertaken. d. Special incentives for the teachers taking extra responsibility.
	3. Unfriendly attitude of Teachers.	<ul style="list-style-type: none"> 3. a. Special orientation for the teachers has to deal with young children. b. Proper supervision and assessment of teacher's aptitude.
	4. Monotonous teaching process of teachers	<ul style="list-style-type: none"> 4. a. Orientation of teachers for joyful learning approach. b. Supply of Teaching Aids and other materials.
	5. Non-availability of Text book.	<ul style="list-style-type: none"> 5 a. Books are to be made available in time. b. Free textbook to be supplied for focused groups/ deprived children
	6. Dull School Environment	<ul style="list-style-type: none"> 6 a. Timely repair of School building by community participation b. Plantations and developing flower garden. c. Decorating inside & outside with the photographs of great man. d. Writing of moral lines on the walls e. Erecting of compound walls.
	7. Non involvement of VEC	

	<p>8. Lack of drinking water facilities and Toilet facility for students and teachers.</p> <p>9. Non involvement of NGOs in Education Sector.</p> <p>10. Inadequate provision of extra curricular activities.</p> <p>11. Demand of Examination fees and other fees for cultural functions.</p>	<p>f. Provision of playgrounds and sports equipments.</p> <p>7.</p> <p>a. Training Program of VEC.</p> <p>b. Regular sitting of VEC for check of dropout.</p> <p>c. Establishment of linkage between School and community vis-a-vis teacher and community through community participation in School and participation of School in community functions.</p> <p>8.</p> <p>a. All School should have drinking water facilities. Drinking water facilities are required in 1482 Schools and provision has been made to provide drinking water facilities in 1200 Schools and rest to be undertaken in convergence with RWSS.</p> <p>b. Provision of separate Toilet facilities for boys and girls. 1316 Schools need toilet facilities, out of which provision for construction of 1200 nos. of toilets have been made and rest to be undertaken in convergence with other Departments.</p> <p>9.</p> <p>a. NGOs to be activity associated with development of School.</p> <p>b. School effectiveness can be assured by NGOs.</p> <p>c. Successful NGO interventions to be replicated.</p> <p>10.</p> <p>a. Regular sports activities</p> <p>b. Different competitions like music, art.</p>
--	--	--

	<p>12. Lack of skill oriented Education especially for girls.</p> <p>13. Over burdened curriculum</p> <p>14. Evaluation is in complete</p>	<p>c. Organization of Annual function and other cultural functions.</p> <p>d. Celebration of important events and days.</p> <p>e. News Papers to Schools.</p> <p>11.</p> <p>a. Contingencies to be provided for the purpose.</p> <p>b. Examination / Evaluation to be conducted in a continuous process without imposing task to pupils.</p> <p>12.</p> <p>a. Due emphasis is to be given or work experience under School curriculum.</p> <p>b. Gradual change in environment by introducing Education closer to life skills.</p> <p>13.</p> <p>a. Curriculum to be re organized so as to suit the likening of the pupils</p> <p>14</p> <p>a. Evaluation to be simplified by continuous evaluation.</p> <p>b. Students are not to be serious/ too conscious about evaluation.</p>
<p>Quality of Education</p>	<p>I. Lack of proper method of teaching of teachers in teaching learning process.</p> <p>II. Non-availability of common teaching aids</p>	<p>I.</p> <p>a. Orientation Program on suitable methods of teaching is to be organized.</p> <p>b. Centre School activities to be strengthened.</p> <p>c. Regular supervision and follow up action to be made</p> <p>II. Provision of standard teaching aids to be made</p> <p>a. Teachers to be imparted skill to develop low cost aids</p> <p>b. CRCs to be given charge to impart technique among teachers.</p>

		c. All Schools to be electrified for use of Electronic aids.
	III. Regarding training on context knowledge	III. a. Development of modules of effective training on methodology, evaluation process, preparation of daily diary etc. b. DIET, BRC, CRC Coordinators and resources groups to be empowered.
	IV. Faulty method of teacher selection.	IV. a. A definite rules to be formed for teacher selection giving emphasis on aptitude test b. Transfer/ posting rules to be implemented c. Steps/ action to be taken on teacher absenteeism.
	V. Curriculum not suitable.	V a. Curriculum to be redesigned to suit the present day needs b. Text books to be modified to arrest attention of students and should be of National standard.
	VI. Lack of effective Evaluation.	VI. a. Visit wise evaluation to be made in addition to regular system. b. Records of Evaluation are to be supervised by VFC/ parents/ field functionaries. c. Cumulative progress card is to be maintained.
	VII. Lack of health Education.	VII. a. Special provision to be adopted to look to the Health and Hygiene of students b. Regular medical checks ups by Medical Officers are to be ensured c. Teachers need to be oriented in Health Education.
	VIII. Ineffective and unsatisfactory	VIII

	School readings Program by ICDS	<ul style="list-style-type: none"> a Opening of Anganwadi Centre in each village is to be ensured. (at least 15-20 students) b Special training Program of ICDS functionaries to be ensured c Provision of adequate play Material, Booklet containing Pictures etc. is to be supplied. d Increasing of pre School timing. e Strengthening pre-School Education aspect.
Capacity Building	I. Lack of Provision to enrich the capacity of teachers.	<ul style="list-style-type: none"> I. <ul style="list-style-type: none"> a. Provision of up gradation of ST Schools to DIET to be made with adequate staff to impart training. b. Refresher courses to be organized each year. c. VEC members to be trained on School Management. d. Refresher courses on pedagogy will be imparted to the teachers. e. Untrained teachers to be imparted training. f. Diary of resourceful teachers and their utilization to be ensured
	II. Lack of Resource Centres and Management information system.	<ul style="list-style-type: none"> II <ul style="list-style-type: none"> a Construction of CRC/ BRC/ DPO/ MIS Building to be undertaken. b Strengthening of these Centres c Capacity Building of Field functionaries.
	III. Non Academic engagement of teachers/ supervising Officers.	<ul style="list-style-type: none"> III. <ul style="list-style-type: none"> a Efforts to be made to free the teachers/ supervising Officers free from non-academic work
	IV. Absenteeism of teachers	<ul style="list-style-type: none"> IV. <ul style="list-style-type: none"> a PTA/ VEC to be organized and they are to be made aware of

		<p>their responsibilities.</p> <p>b. Linkage is to be maintained between supervising Officers and VEC</p> <p>c. MIS system to be well organized Evaluation at regular intervals reports from resources group along with supervisory group.</p>
	V Lack of convergence and coordination with other Department.	<p>V.</p> <p>a. Convergence meeting to be organized with the concerned Department for effective organization and execution.</p>
	VI Lack of research activities	<p>VI.</p> <p>a. Research activities relating to innovative practice, better classroom transaction, supervision, monitoring, Institutional Planning, enrolment, identification of specific issues are to be undertaken.</p> <p>b. Empowerment of DIET, BRC & CRC is to be ensured on this score.</p>
	VII. Large number of vacancy in teachers post.	<p>VII.</p> <p>a. Teacher vacancies are to be filled up temporarily by efficient trained teachers gradually.</p> <p>b. Apart from this pupil's teacher ratio, all the Primary Schools will have minimum of 3 teachers.</p>

CHAPTER - V

KENDRAPARA

OBJECTIVES AND TARGETS

INTRODUCTION:

The constitution of India in Article 45 promises to provide free and compulsory Education to all the children of age group 6-14 within ten years from the commencement of the constitution.

The National Education Policy of 1986 and the Program of Action 1992 reiterates the Nation's determination for Universalisation of Primary Education for the age group 6-14. It has been determined in the para 5.12 of the NPE that before entering in the next century all the children will be provided free and compulsory Education up to 14 years of age. Though several steps have been taken for the achievement of the constitutional commitment yet the goals are far away.

AIMS AND OBJECTIVES:

The aims and objectives especially for Kendrapara District in DEEP context are

1. To achieve 100% enrolment targets for the age groups 6-14.
 2. To ensure retention of enrolled children till the completion of Upper Primary Education.
 3. To improve the quality of Primary Education.
 4. To promote the rate of girls Education and to reduce the gender disparities.
 5. To reduce the rate of drop outs up to 0%
 6. To ensure public sharing, cooperation and participation in the achievement of UPE and to bring physical development of Schools.
 7. To establish New Schools and EGS Schools to cater the needs of the un-served habitations and provide facilities for Upper Primary Education by upgrading the Primary School.
 8. To ensure a better and balanced student teacher ratio.
 9. To make coordination for better convergence among different Educational offices and other agencies
 10. To strengthen the District Primary Education system by creating a silent social revolution.
 11. To ensure Education for migratory population special focus group.
 12. To provide better Educational facilities to the children of remote areas and in accessible pockets
 13. To strengthen the infrastructure of the District of the Primary Education.
- For the successful implementation of the Program with above objectives, suitable strategies are to be chalked out.

TARGET GROUPS

The following target groups have been high lighted in the project.

- Deprived and neglected sections (6-14 age group)
- Children from SC (boys & girls)
- Girls from general and minority communities
- Handicapped boys & girls
- Children of inaccessible areas
- Working children
- Street Children

PROGRAMD INTERVENTION:

To achieve the goals of UFE through this project, intensive activities have been purposed to be undertaken under the following 14 interventions of the Program.

1. Project Management
2. Planning & Management
3. Civil Works
4. Access and Alternative Schooling
5. Pedagogical Improvement
6. Education for SC & ST
7. Girls Education
8. Research & Evaluation
9. Early Childhood Care & Education
10. Integrated Education for Disabled
11. Community Mobilization and Participation
12. Media
13. Distance Education
14. Management Information System

1. PROJECT MANAGEMENT:

The purposed District Elementary Education Program is an additionally to the ongoing Educational activities in the District. On the other hand it is also a time bound Program having its well-defined objectives, strategies and interventions that are different from the traditional pattern. It aims at building up capacities for the future sustainability of the activities to be undertaken during the project period through the active participation and cooperation of the people

Further, it emphasizes on the need of restructuring of the traditional administrative structure for radical changes in the outlook of officials and nonofficial functionaries. Unless, until capable and dedicated functionaries come forward, new project cannot function effectively.

Keeping in view the bottom up Planning process, it emphasizes on teamwork, cooperation, participation, understanding, leadership, convergence, discussion, social relation & effective project Management

In view of the above the project will be managed by District Project Office in the District with the collaboration of the State Project Office

DISTRICT PROJECT OFFICE

District Project Office, headed by District Project Officer (DPO) will be the main executive agency for the effective implementation of the project activities in the District. The DPO will be responsible for the Management of funds and the project activities as per the norms prescribed by the State Project Office. The main functions to be executed by the District Project Office are:

- (a) Planning, implementing, supervising and coordinating the Educational activities in the District at different Levels.
- (b) Preparation of District Educational Plan involving DIET/ST Schools, BRC, CRC, VFC and other agencies
- (c) Administrative and financial control over the project.
- (d) Supervision of construction works and academic activities for quality improvement
- (e) Monitoring of the Programmed activities
- (f) Establishing inter sector linkages and convergence
- (g) Capacity building of all key functionaries of the District Level & Field Level Officers.

STRENGTHENING OF DISTRICT PROJECT OFFICE

The District Project Office will be provided with office building, adequate academic and non-academic staff, vehicle and other facilities for its better functioning and Management of project activities. The DPO building will function in the campus of the ST School for better cooperation, coordination and monitoring of project activities. The State Project Office for the Management of Programmed activities will train the DPO staff according to the needs. Library facilities will also be provided at the DPO for providing academic support.

2. PLANNING AND MANAGEMENT:

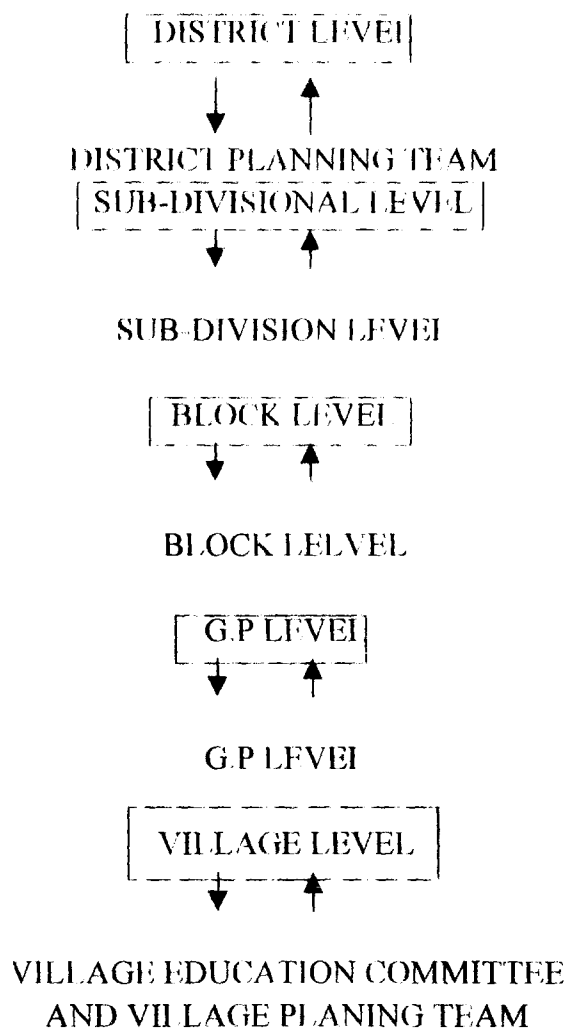
Planning is the basic need for the successful implementation of the Program. It aims at filling up the gaps, reviewing the human resources and available facilities for its best utilization, making adequate provision for effective supervision and monitoring as well as ensuring better cooperation and coordination with other agencies. In view of the above objectives due emphasis has been given for bottom up

Planning process through the right kind of communication net works with different functionaries at all the Levels of the District.

ORGANISATION STRUCTURE

In order to achieve the objectives of the Program through its successful implementation due emphasis has been given to create an effective organizational structure starting from village Level to District Level. The structure of Planning is as follows.

PLANNING MANAGEMENT STRUCTURE



A. DISTRICT LEVEL:

At the District Level there would be a District Planning Team (DPT) which would over see the implementation of the Programmed activities in the District. The DPT will be headed by Collector & District Magistrate and the Additional District Magistrate will act as Vice-Chairman. The Collector & District Magistrate will nominate the members of the DPT from among different communities such as SC &

SI, voluntary organization, members of PRJs, DIET/ST School personnel, District Level Officer of Education Department and other Departments. The meeting of DPT will be held once in every month to review the progress and Plan for future. The functions of the DPT will be as follows:

- (a) To observe the implementation of different components of DPEP.
- (b) To make adequate provision for supervision of civil work.
- (c) Strengthening of Management Information System.
- (d) To have a better linkage between various Departments for effective convergence for Elementary Education at the grass root Level i.e. village Level.
- (e) To establish better coordination between DIET/ST School and Primary Education Management functionaries.
- (f) To formulate and issue policy guidelines for different activities under different components of the Program.
- (g) To develop suitable mechanism for participatory Educational Planning and development.
- (h) To approve the Budget and expenditure of the project

Besides this at the District Level Core Planning team, Core Advisory and purchase Sub-committee, Budget Sub-committee, Plan Preparation Sub-committee, Monitoring and Evaluation Sub-committee, recruitment cell, Task Force for supervision, Resource Groups have been constituted for decentralization of project Management and its effective functioning.

B. VILLAGE LEVEL:

At the village Level village Education Committee has already been set up. This committee will act as the Primary units for the formulation, implementation, and supervision of project activities at the lowest Level. The committee will also be given the responsibilities of micro Planning, Village Education Plan for providing Education to all the children through formal or Alternative Schooling systems. The functions of the VEC will be:

- a) Community involvement and environment building.
- b) Supervision of construction works.
- c) A special measure for the Education of dropout sections specially for girls.
- d) Supervision of the Schools.
- e) Micro Planning, village Education Plan & identification of local issues and problems.
- f) Better implementation and monitoring of activities to increase enrolment.
- g) Organization of cultural Programs, functions, Melas, & special campaigns.
- h) Organization of convergence services for better Primary Education.

3 CIVIL WORKS:

Civil works have a unique place in the Program as it School environment as well as retention of the learners. W estimated cost of the Program will be spent towards civil wor attentions is to be paid for its best utilization with transparency project emphasizes on community participation and cooperati civil works on decentralized manner. The guiding principles for works will be:

- i Timely completion of the purposed works to ave time over runs.
- ii Proper utilization of allocated funds.
- iii Quality insurance in each work.
- iv Maintenance of transparency in procedure to doubts

From the information collected through the house-hof Survey the need for construction of School buildings and constr Residential School, major and minor repair of present School b of B.R.C and C.R.C buildings and boundary walls are as follows

1. Buildings for building less Schools: 226 Primary and 50 Upper Primary.
2. Opening of New Primary Schools with buildings: 40 Primary Schools + 50 Upper Primary Schools.
3. Additional classrooms: Primary 1000 + Upper Primary 50
4. C.R.C Buildings: 153
5. B.R.C Buildings: 09
6. Training Hall at ST School: 01
7. M.I.S Building: 01
8. Major repairs of buildings: 870(Primary School 610 + Upper Pry. Schools 260)
9. Toilets: 574
10. Up gradation of ST School to DIET: 01
11. ECCE Centres
12. EGS to be upgraded to formal Schools - Primary Sch 1201 + Upper Pry Schools 19.
13. Electrification of BRC, CRC, MIS buildings and selected schools.
14. Boundary Wall - 1886
15. Additional Room Headmaster: 580
16. Tube-well - 1004
17. Child friendly element: 2150
18. Model School Disable: 01
19. Resource Room for IED in each Block: 9
20. Maintenance and Repair of School building - Primary 108 + Upper Primary

as at improving the n 33% of the total much care and due For this purpose the in carrying out the e control of the civil

cost over runs and void criticisms and

survey and School tion of class rooms, ldings, construction (in DFEP Plans)

Upper Primary.

Primary Schools + 50

Upper Pry. Schools 260)

1201 + Upper Pry

schools.

108 + Upper Primary

4. ACCESS AND ALTERNATIVE SCHOOLING

In order to cope with the Education of specific and deprived groups the following strategies have been fixed from DEEP Context.

Retention of these children in School by providing residential facilities during the period of migration.

- a) Courses of studies (EGSC curriculum)
- b) Feeding of the children through Mid Day Meal
- c) Additional contingency to be provided through DEEP for teachers to prepare TLM.
- d) School Improvement Grant.

The household survey shows an important reason of non enrolment of children of age group 6 to 14 is engagement of such children in cattle grazing, goat keeping and helping their parents in earning. This practice cannot be stopped because poverty of the parents compel the children to assist in their earning. The following strategies have been fixed to deal with the Education of the children.

Alternative School facility will be provided in shape of EGSC. Timing of such Schools will be 4 hours duration as per the suitability of the students. During this period these children take rest at home with the animals.

153 Primary School teachers will be deputed, as CRC Coordinator and 9 Elementary teacher of Level III will be BRC coordinator. They will be selected through visioning workshops. 18 Upper Primary teacher may act as Training Assistant. As 180 teachers will be deputed and they will not take part in teaching of their respective Schools, this number of new teachers will be appointed as additional teacher. So the teaching is not disturbed. If these numbers remains vacant the teaching work will be disturbed.

ACCESS FOR DEPRIVED CHILDREN

INTERVENTION	OBJECTIVES	STRATEGIES/ ACTIVITIES
ACCESS FOR DEPRIVED CHILDREN	Providing access through better Schooling facilities.	C Opening of New Schools for the un-served habitations.
		II Construction of building for building less Schools
		III Construction of additional class rooms
		IV Appointment of teachers for the New School
		V Opening of Alternative Schools for the un-served habitations which do not come under the norms for opening of formal Schools.

Providing access to the children of un served habitations and areas having natural barriers and for special focus groups.		migratory families, special focus group.	
	VI.	Engagement of instructors for EGS.	
	VII	Provision of Salary for teachers in New Schools.	
	VIII	Provision of Honorarium for EGS instructors.	
	IX.	Contingency grant to EGS Centres.	
	X.	Furniture for New Schools.	
	XI.	Teachers Grant for New School Teachers	
	XII.	Grants for EGS instructors	
	XIII.	Reading writing materials for student of New Schools and EGS Centres.	

5 PEDAGGICAL IMPROVEMENT:

This is the crucial area of the project. The District has not observed much improvement in the quality of elementary Education for the last two decades. While probing the reasons for such stagnation in the quality Education, absolute teaching learning process, may factors came to forefront. The reasons were discussed in the meetings of the teachers' group, parents and Educationists. The strategies are already mentioned in Chapter IV. The renewal of Pedagogic improvement requires holistic approach involving stakeholders at each Level. This multipoint strategy also involves measures to make the project efforts sustainable even after the completion of the project.

The major areas chosen are:

- i. Teacher Empowerment.
- ii. Curriculum and Teaching - Learning Materials
- iii. Continuous academic supervision, support mechanism and evaluation.
- iv. Developing academic support system at Block and Cluster Level.
- v. Empowering a team of resourceful persons.
- vi. Institutional capacity building
- vii. Imparting need-based training to teachers.
- viii. School-efficiency report; and preparations of School development Plans.
- ix. Quality monitoring of Schools

Teacher Empowerment Program:

- Training to teachers on new pedagogic process
- How to evaluate a child
- Attention to poor children
- Process to promote poor academic children
- Preparation of contextual teaching aids

- Action Research Projects by teachers
- Handbooks to teachers
- Supplementary reading materials for teachers
- Resource group to help teachers
- Cluster-Level support group
- Evaluation mechanism which supports pupil's learning growth
- Tele-conferencing
- Exposures to teachers
- Teaching Aids to teachers

Curriculum and Teaching Learning Materials:

- Consultation process in curriculum preparation
- Training for curriculum
- Workshops for teachers
- Continuous support mechanism through resource groups

Developing Academic Support:

- Formation resource groups at District, Block and cluster
- Training and exposures to resource groups
- Material development at the District and Block I level
- Supervision by the resource teams
- Sharing progress reports with community
- Sealing of Schools according to performance and developing support system

Institutional Capacity building:

- Strengthening Block resource Centres and Block resource groups
- Regular interactions at Cluster Level
- Use of teachers profile
- Developing support system for Institutions.
- Development Plans for Institutions.
- Networking between Institutions.

Preparation of School Development Plan:

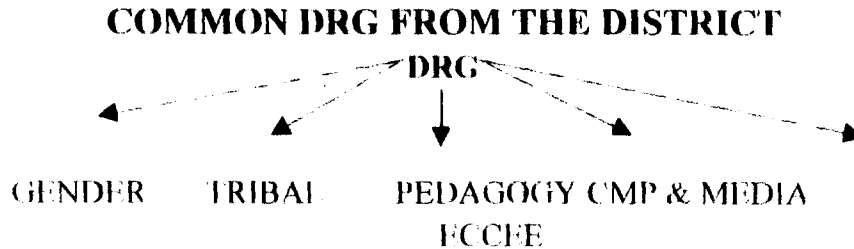
- Involvement of VEC, PTA & MTA.
- Community Involvement in School Management
- Preparation of Community Action Plans.
- Sufficient infrastructure facilities to every Schools.

Imparting need based training to teachers:

- Need assessment survey
- Using Cluster Level Programs according to the findings
- Resource directory of teachers at G.P and Block Level

Formation of Resource Groups:

- a) DRG - One common DRG will be formed consisting of 20 members from DIET/ Secondary Training Schools, Retired Educationists to provide training on different aspects to the Master Trainers (MT) at the District Level in DIFE. All the training Program will be residential in nature.



Organisation of Training Programs:

Three tier training Program at DIFE, BRC, CRC, Level will be organized for, BRGs, MT and teachers on different aspects like Pedagogical, IFD, Gender disparities, attitudinal, pre-School Education in order to acquaint the teachers and other functionaries with activity based teaching learning process & new methods of teaching.

PROVIDING SUPPORT TO DISADVANTAGED GROUPS

In order to check the drop out rate and to increase the retention of the disadvantage groups like girls, SC/ ST (mainly SC), minority communities, handicapped learners & special focused groups material support in the form of reading writing materials will be provide to these children each year for a period of Nine years during the project period. Convergence will be made with Welfare Departments for supply of Text Books.

STRENGTHENING OF ST SCHOOL:

At the District Level as there is no DIET, ST School. Kendrapara is functioning as a Nodal Institute in providing academic as well as managerial support to the Primary Education of the District. It plays a vital role in imparting training to the teachers of the District, conducting activities on Institutional Planning, research studies, designing curriculum, developing audio and Video Programs in the field of Elementary Education. Through the Programmed activities, ST School will be strengthened, so that it can bear the workload of training Programs and other related activities of DEEP. Also the necessary steps will be taken to upgrade the ST School to DIFE.

BLOCK RESOURCE CENTRE (BRC)

BRC acts as a link between STS and CRC. It will be a forum where the CRCs will meet and interact with each other and share their experiences. The difficulties faced at the CRC's Level will be solved at BRC. 09 BRCs will be established in the District one for each Block. Further it will provide guidance and technical support to 205 CRCs and will also monitor and evaluate the functioning of CRCs. The BRC will be provide with office building, whole time coordinator and other official staff, library facilities, furniture, equipment and resources groups. The BRC will have residential facilities. The functions of the BRC are as follows:

- To provide academic, technical support and guidance to CRCs
- To act as a field Laboratory of DRII for testing training materials development at the District Level.
- To develop locally relevant materials.
- To conduct research activities at the Block Level on Block specific issues.
- To organize orientation Program for teachers, other functionaries under the guidance of DRG members.
- To monitor the functioning of the Schools.
- To participate in the monthly meetings of CRCs.
- To hold monthly meeting at BRC for review of academic progress and implementation of Programmed Activities.
- To develop and supply TLM
- To document & disseminate the information.
- To organize seminars discussion workshop.

Cluster Resource Centre (CRC)

Being the lowest Level in the hierarchy, it plays a vital role in organizing the activities of the Program at the grass root Level keeping coordination with the community. For the better and effective functioning of the CRC, all the CRCs will be provided with office building, whole time coordinator, furniture, equipment library facilities etc. It will act as a forum for sharing of experiences of teachers among themselves. Resource support will be provided by the CRC to the teachers for better classroom performance. At the CRC teachers will meet once in a month to solve there academic problems. Each CRC will be provided with grants for conducting of research activities, micro Planning & School mapping.

153 CRCs will be established in the District to cater the academic need of the teachers. The functions of the CRC are as follows.

- Training in multi-grade teaching to teachers.
- Training of VEC members.
- Capacity building of teachers
- Development of TLM.
- Organizing awareness campaign
- Organizing rallies Melas, Padayatra, Patha Pranta Natak etc

- Coordinating with FCCE activities
- Providing feed back to BRC and Schools.
- Organizing meeting of PTA, MTA, NGOs etc.
- Training teachers on different subjects.

SCHOOL IMPROVEMENT ACTIVITIES:

It is a part of pedagogical improvement, which needs to be Planned more carefully. It is no doubt a joint exercise of the teachers, CRC, BRC Coordinator and local community leader. Some of these activities require financial allocations; others can be materialized through participation and contribution of the public and the others under this provision of school Grant. construction of Addl Classroom and repairing of existing School buildings would be taken up.

PEDAGOGICAL IMPROVEMENT TEACHERS TRAINING

Sl No	ACTIVITY	OBJECTIVES	STRATEGY
1	Training of teachers in new pedagogy	To acquaint the teacher with activities based teaching learning approach in mono and multigrade situation.	All Primary School teachers of this District are to be trained in 7 days training each.
2	Intensive training Program for BRG & Coordinators on pedagogy.	To train in the new approach on pedagogy to BRG, BRCCs & CRCCs to impart facility to teachers.	To be trained at the District Level in 7 days duration each year in 9 years.
3	Training of untrained teachers on pedagogy	To acquaint untrained teachers with teaching skills.	To be organized at the District Level during all vacation namely Summer and Puja.
4	Training in development of TLM	To build the capacity of teacher in preparation of contextual TLMs.	3 days teacher training for 9 years.
5	Training of teacher on Action Research Technique.	To enable the teacher to identify problems in class room process.	The teacher one to be master trained at District Level.
6	Orientation of ST School faculty member.	To acquaint DFEP goals & intervention.	To be trained at the S.P.O.
7	Teachers Grant	To assist teacher to prepare teaching learning materials.	Orientation and preparation of content related low cost materials relating to Rs.500/- per teacher.

Capacity Building:

1	Some School exchange Programs.	To enhance pedagogic skills and content knowledge of teachers.	Innovation of teachers will be exposed
2	Exposure visit to other DIET states.	To boost teacher for their enrolment in the Program.	Selected BRC, CRC coordinators and teachers will be sent to DIET STATES.
3	Competition among teachers on innovation teaching, action research development of teaching learning materials, bring out excellence in learning achievement enrollment and retention in the School.	To encourage teachers.	

Sl. No	INTERVENTION	OBJECTIVES	STRATEGY ACTIVITY
1	Salary to BRC Coordinator.	Pedagogical Improvement	Project Management
2	Salary to Training Assistant.	do-	
3	Peon cum messenger	do-	
4	CRC Coordinator	do-	
5	TA/ DA/ RCM/ of BRC/ CRC/ Staff	do-	
6	MATERIAL DFV a) Training package b) Training modules c) Teachers hand book	do-	Pedagogy
7	Furniture for BRC	do-	do-
8	Furniture for CRC	do-	do-
9	Furniture for STS	do-	do-
10	Equipments for BRC	do-	do-
11	Equipments for CRC	do-	do-
12	Equipments for STS	do-	do-
13	Contingency for BRC	do-	do-

14	Contingency for CRC	-do-	-do-
15	Contingency for STS	-do-	-do-
16	Library books for BRC	-do-	-do-
17	Library books for CRC	-do-	-do-
18	Library books for STS	-do-	-do-
19	School improvement @ 3000/- to Upper Primary School	-do-	-do-
20	School improvement @ 2000/- for Primary School	-do-	-do-
21	Hiring of vehicle for academic support for ST School	-do-	-do-

6 EDUCATION FOR SC/ST:

In Kendrapara District only 0.40% of the total population are S.F and 19.62% are SC population.

These SC/ST students, specially SC's need attention for Pny. Education which will be taken up during the project period.

1. Workshop on preparation of TLM Teachers handbook
2. Supply of reading writing materials for SC/ST children.
3. Awareness among parents/ guardians regarding Education.
4. Focus in VEC/ MTA/ PTA.

Sl. No	STRATEGIES	STRATEGIC ACTIVITIES
1	Attitudinal training to teachers	a) Formation of DRG b) Training to SC/ST teachers.
2	Supply of textbooks/ TLM to all SC/ST children	a) Identification of SC/ST children. b) Purchase/ Production/ Transpiration of books
3	Meeting of VEC, MTA/ PTA etc.	Regular meeting of DRG. supervision/ monitoring of Education.
4	Improve SC enrolment/ retention.	a) SC activists in backward District. b) Meeting with Community leaders, opinion makers. c) Orientation to CRCCs/ Convention of SC people.

7 GIRLS' EDUCATION:

DEEP reaffirms the commitment of Universalisation of Primary Education giving emphasis on equal and universal participation of all children irrespective of caste, creed, religion, sex, place of birth etc. In the light of the above commitment it is

obvious that special attention is required to bring the socially disadvantaged groups of children to the main stream for the achievement of desired objectives. Among the disadvantaged groups girls occupy one half of the eligible child population who need special attention for their participation in Primary Education. Because of low enrolment and retention of girls as compared with boys, the gender gap has widened, which is to be reduced through this Programmed activity.

It is a wrong notion that educating girls is unnecessary as they are to run the house and after marriage, they will have to leave their parental house and will take care of the children and also the house-hold activities. In this circumstance the girls do not get adequate support of their respective families to continue their studies.

In Kendrapara District the retention of girls is very poor especially among the poor and backward communities. The obvious reasons behind this are the lack of awareness among the parents, due to low literacy, tendency of engaging the girls to meet the domestic needs like engaging them in sibling care, negative attitude of teachers and parents towards girls' Education, distance of Schools from their residence.

Low Female Literacy:

Kendrapara has 77.33% of literacy out of total population in the District. In the comparison to that the woman literacy is 67.29%, which is approximately 10% less of the total literate. From the survey of enrollment position of age group 5-14 years, it is observed that the rate of enrollment of girls is lower than the enrollment of boys in the District. There are some GPs where the literacy of women is very low which pulls back the total literacy of the GP and downs the percentage women literacy at the Block and District Level. Steps may be taken to literate these women to the NGOs, Mahila Samitis by mobilizing adult Education in these GPs.

LOW FEMALE LITERACY RATE IN G.P

Name of the Block	Name of the GP
Aul	Aragal, Palimi, Petapada Ketuapal Juania
Derabish	Kaupada Indalo
Garadpur	Padmapur Madhusasan
Kendrapara	Baro Ayeba Chakroda
Pattamundai	Singhagaon

	Alapua Khanata Sanajaria
Marshaghai	Bandhakata Parakula
Mahakalpada	Suniti Gogua Kharinasi Batighar Jambu Khuruia
Rajkanika	Koranda Jaynagar Katanabania Siko Habalagandapatana Baradia
Rajnagar	Rangani Talchua Satabhaya Dangamal Iswarpur Gupti

8. RESEARCH & EVALUATION:

1. Research studies on various emerging issues relating to access, enrolment and retention.
2. Action research to be undertaken by teachers on various issues and classroom teaching improvement.
3. Provision of training to teachers on research activities.
4. Involvement of NGOs on research activities, selection of NGOs in the Districts.
5. Area specific research studies on teacher contained knowledge.
6. Action research project to be undertaken by CRC coordinators, BRC coordinators, DIET/ STS faculty members.
7. Action research by teachers.

RESEARCH & EVALUATION

Sl. No	ACTIVITY	OBJECTIVES	STRATEGY
1	Conducting Research on impact studies relating to the major interventions of the	For self-assessment of on the impact studies relating to major interventions.	Research to be conduct at District Level.

	Programs at the District Levels.		
2	Research studies on identification of Block specific problems relating to enrolment, attendance and retentions of the learners and suggestions of action points to be taken for their remediation.	Area specific studies or studies on Block specific subject like migration, SC/ ST language problems etc. to be studies at our Level.	Studies to be made of Block Level of not less than twice a year.
3	Action Research projects on classroom transaction supervision and School Management process to be under taken at the CRC and School Level	Self-assessment of the teachers improves classroom transaction Management and supervision quality.	Research to be under taken at School and CRC Level.
4	Orientation Programs for the distant and Block Level officials, DIET/ ST School faculty members and Block resource coordinators for their exposure to possible research studies on various interventions of the Programs.	To facilitate to know the various interventions of DEEP Programs and to provide their co operation in possible research studies to be under taken during the Programs period	To be undertaken of District and Block Level.
5	Orientation Programs for the cluster resource coordinators on possible Action Research Projects to be under taken on different intervention of the Programs	Action Research to prove the achievement Level on classroom studies various intervention under DEEP.	To be under taken in Cluster Level.
6	Working group meeting of the researchers, Research Project supervisors and experts in conducting research studies of various Levels i. District Level ii. Block Level iii. Cluster Level	To access the coordination on working group, Research and research supervisors in various research Programs on DEEP interventions on such Block & Cluster Level.	To be under taken at cluster, Block and dist. Level
7	One sharing work shops in each year of three days duration at the District Level for dissemination of the	For compilation of research findings at District Level, of different research group to find out	To under taken of District Level.

research finding under taken in the District during the year	the ways and means.	
--	---------------------	--

8. ECCE:

As per the information received from DSO, Kendrapara out of 1532 vilhages in the District only 661 vilhages have AW Centres ECCE Centre will be opened in 700 vilhages and habitation as there are thickly populated habitations in the District.

From the issues identified at different conventions FGD held at different Block the following strategies have been fixed from DEEP context to support Program for Universalisation of Primary Education

The issues relating to girls Educations shows that they are engaged for sibling care at home. This results in non-enrollment of girl children in School. ECCE Centre will make these girl free to be enrolled at Schools.

Meeting and convention at District, Block and GP Level. Supply of Study Materials to ICDS/ AW Centres and new ECCE Centres on early childhood care.

Tining of ICDS and School should be identical.

Location of School building and AW Centres in one campus. Training modules will be developed. Centres to be opened for 6 months to 3 years children.

Purchase of Toys and play materials for ECCE/ AW Centres.

ECCE (Early Child Care Education)

Sl. No	INTERVENTION	OBJECTIVES	STRATEGIC ACTIVITIES
1	Training of child Centreed AWW on pedagogy	To enhance the skill of AWW to make the class room process activities.	The Programs are to be organized at the Block Level in two phases each for duration of 2 days.
2	Supply of play materials to A.W Centres	To attract children to the Centre	The lists of materials are to be ascertained from the concerned Centres.
3	Training of instructors of new ECCE Centres.	To acquaint the instructors with child Centreed teaching technique	Training Programs are to be organized at the District Level in two phases each for duration of 10 days.
4	Orientation of AW supervisors and CDPO on DEEP	To acquaint them with the DEEP goals and importance of ECCE.	The Program is to be organized at District Level for one day.
5	Training and	To develop the skill among	To be organized at Block

	workshop of AWW and instructors of newly ECCE Centres on developmental of low cost toys and T.M.	the AWW and instructors of newly opened ECCE	Level.
6	Five days orientation training to 50 AW workers in 5 Block each year.	To promote awareness and teaching skill of AWW	To achieve the DEEP target in ECCE.
7	Supply of 1361 hand books to AW worker @ Rs.20/- and Toys and learning materials to those Centres @ 50/-.	For better training reference books for better service.	To be progressed in the District by resource person
8	Pre service trg. Of selected AWW in 71 batches.	Necessary trg. For new AWW and supervisors is quite necessary for their service	-do-
9	Meeting of MTAs/ PRIS/ AWW and sharing of Experiences.	To gather experiences among the field functionaries.	-do-
10	Orientation of Supervisors/ CDPOs/ Selected NGOs on pre School Education 6 batches in a year.	To promote awareness and teaching skill of field administrators.	-do-

9. IED:

Following activities and steps are to be taken up through DEEP to attain the advantages of quality Primary Education of children with disabilities

1. Setting up a team comprising medical experts, psychologists, neurologists and special doctors.
2. Appointment of IFD coordinator at District Level
3. Net working with NGOs and special Schools dealing with this aspect.
4. In service teacher training to pre Schools dealing with this aspect and competencies in this District field.
5. Recruitment of three resources teachers at Block Level

6. Provision of essential rehabilitation and Educational aids and appliances to Primary School children with special aids.
7. Recruitment of a parent of disabled children in the VEC.
8. Health check up to School children by convergence
9. Supervision cost of doctors.
10. Medicines.
11. Printing of health cards.
12. Timing once in a month to each School.
13. Health awareness campaign for teachers and guardians once in every six months

IED

Sl. No	INTERVENTION	OBJECTIVES	STRATEGIC ACTIVITIES
1	One day Block Level Training to AWW and Anganwadi Workers for survey of disabled child.	To provide trg. To trace out such child in each village.	To be undertaken in the District
2	Supply of printed forms for above survey & honorarium to each AW workers.	Total 661 AW workers do survey works in 661 forms	To be supplied & developed by DEEP Dist. Authority
3	Training to teachers on IED. For this Master Trainers will be trained.	To aware how to teach disabled children.	To be imparted twice during the project proposal.
4	Medical assessment camp for IED child one camp in each Block. (1 X 9) in each year.	To identify the IED child and their area of disability medically.	To be done once in the project period.
5	Appointment of IED teachers 3 nos. in each Block total 9 teachers.	To provide Primary Education to IED child.	Spl. School in each Block for this category of child.
6	One day counseling to parents of IED child once in each Block	To create awareness in parents to take spl. Attention to IED child.	To be done in every Block.
7	Supply of special equipments to IED children.	To provide spl. Teaching learning materials to disabled children.	To be provided to IED child of the District.

8	Supply of Hand books to 100 Schools having IED children. Construction of Ramps, Handrills etc. for special needs Development of self-learning materials @ 50/- per child to 5000 IED children.	To increase the quality of Education among disabled in Schools It will increase access as well as retention of IED children.	To be provided in each year.
---	--	--	------------------------------

10. COMMUNITY MOBILISATION AND PARTICIPATION:

The major draw back of present Educational system is lack of community involvement in the general Educational system. DEEP lays importance on community and making them aware of their role in Educational system is a must.

The following activities are to be taken up in DEEP for the said purpose.

1. Training of DRG and BRG. Identification of Block/ District.
 - a) 15 DRG member.
 - b) 10 BRG members at each Block Level to be trained.
 - c) VEC, PTA, MTA Tribal leader and women group.
 - d) Empowerment of VEC and their training.
 - e) Three days training to each VEC and their training.
 - f) 3 days training to PTA, MTA, tribal leader and women group at Cluster Level.
2. Convention community mobilization at District Level, Block Level, Cluster Level.
3. Organization of village meetings in each village.
4. News letter publication board at each School
5. School information board at each School,
6. Sishu Samaroha at Dist. Block and CRC Level.
7. Micro Planning and School mapping.
8. Special enrollment drive at village Level.
9. Involvement of NGOs, PRIs and their empowerment
10. Exposure visit of DRG, BRG members to neighboring DEEP District and State
11. Annual enrollment drive week to be conducted in each School during 10 to 15 July each year. A sum of Rs.500/- will be given to each School for conduct of this week.
12. VEC Training Each VEC group comprising of 8 members.
13. PTA/ MTA meeting once a month

COMMUNITY MOBILISATION AND PARTICIPATION:

1	Formation of DRG and BRG for community mobilization	To train VEC, PTA & MTA.	The members of DRG/BRG will be selected on the basis of their experience in community mobilization activities.
2	Involvement of NGOs in community mobilization	For better community mobilization on DEEP	The NGOs working in the District will be selected on the basis of their experience.
3	Preparation of posters for advertisement to be displayed in important places of whole District.	For community mobilization and advertisement for the knowledge of mass.	To be redisplayed throughout the District
4	Wall painting in every Panchayat & Block Head Quarters.	-do-	-do-
5	Printing & distribution of leaflets stating the details of DEEP for the knowledge of people.	-do-	-do-
6	Village Level 1 day student rally (without any cost) for mobilization of the project.	Enrollment drives	-do-
7	Preparation of Video cassettes (Schooling) of local Folk Dance dances, street plays Daskathia etc. for mobilization campaign.	-do-	-do-
8	Preparation of Audio cassettes (100) comprising songs of local dialect advertisement the various aspects of DEEP.	-do-	-do-
9	Training of VEC members at Cluster	Imparting the role and function of VEC for	To be done in each village in the 1 st year of DEEP.

	Level.	achieving UFE.	
10	Exposures visit of VFC members to other DEEP District in Orissa. an expert team consisting of 50 members each year for 9 years	To educate and provide extra knowledge of VFCs working in the state and the acquire the practical knowledge of VFCs functioning	To be done each year from the scheduled VFC members who have motivated and shown works in their respective fields,
11	Street plays and Folk Dance dances consisting 10 members in each group move through out the dist.	To mobilize, realize and create awareness of mass about UFE	To be done in all village, GPs, Block headquarters and selected places by DEEP.
12	District Level convention of 100 members in every year in a project period.	To educate the knowledge of DEEP to the well known people of the District.	To be done in all village, GPs, Block headquarters and selected places by DEEP.
13	Block Level convention each year in every Block in 7 Blocks in 9 years (The convention consisting of 100 members from each Block.)	To highlight the achievement of DEEP and assess its working	To be done in each year in Block Level.
14	Village Level meeting to sanction ownership of public in Primary Schools to be held in villages in all the District with a minimum cost of 500 for each meeting to be done in the 1 st year of the project.	To make aware the people about DEEP and its activities to be done in the coming 9 years. And the role of public for achieving UFE	
15	Huge sign boards in multicolor will be displayed in the 3 entrances of the District Head quarter highlighting the various aspects on ongoing DEEP prog. And also similar big	To provide various activities of DEEP the ongoing projects running in the District for achieving UFE	

	tin signboards with huge stands will be displayed in the main places of 5 Block hqrs.		
16	District Level NGOs workshop on DEEP involving all of them who are master in Educational field will be given priority 50 participants of main NGOs will be organized on the beginning of the project year	Involvement of NGOs in the DEEP Program and to ensure their role on the ongoing project.	To be organized in the District Level in the beginning of project year.

11. MEDIA:

DEEP aims at Universalisation of Elementary Education. The involvement of community is of greater importance for the Access, Enrolment and retention of School children. Hence community needs to be made well aware of all the salient features of DEEP. In order to communicate the message to the community and the policy makers media plays a significant role

The objectives are to:-

- Bring about popularity and credibility of DEEP as National Program which would help the process of UEE.
- Mobilize opinion makers, legislators and policy makers
- Motivate the state and other implementing agencies at different Levels
- Motivate the community, NGOs and other local bodies to participate in the Program.

The following strategies have been fixed through DEEP.

1. Publication of news letter.
2. Preparation of Audio Video materials
3. Preparation of posters banners photos, wall painting.
4. Provision of press meets.
5. Workshops/ seminars for Rural Reporters and Project functionaries.
6. Folk Dance and traditional media activities.
 - i) Selection of cultural troops such as Pala, Daskathia, and Folk Dance.
 - ii) Preparation and presentation of street plays.
7. Provision of Exhibition at District Level and Block Level.
8. Documentation.
9. Field Visit.

MEDIA

Sl No	INTERVENTION	OBJECTIVES	STRATEGIC ACTIVITIES
1	PUBLICATION OF New letters on DEEP.	To make publication on different DEEP activities	Monthly news letters one month.
2	Display of DEEP activities on large sized boards with attractive color and size.	To give wide publicity of the personnel	At bus stop, Block head quarters, populated places Dist. HQ, CRC and traffic square.
3	Development and production of posters banners, slogans wall painting conveying DEEP message.	For wide publicity and motivation.	Through workshop.
4	Preparation of news items on DEEP for local dailies.	Wide publicity.	Articles from teachers researchers & curriculum specialties will be invited.
5	Organization of exhibition on DEEP Activities during important festive days	To spread the messages of DEEP	The play will be displayed with a group of artists in payment of minimum expenses.

12. DISTANCE EDUCATION:

In order to strengthen the on going training activities the following activities will be taken up through DEEP

1. Training of resource persons and meeting of trainers at District and SPO Level.
2. Training of CRC/ BRC coordinators at District Level
3. Orientation to supervisory staff
4. Training of VEC members.
5. Training of EGS functionaries.
6. Development of distant learning materials.
7. Contextual and pedagogical issues for teacher Education and teacher.
8. Materials related to gender sensitization.
9. Orientation to field functionaries such as S.T School facility, DRG BRC and CRC etc.
10. Materials related to community mobilization.
11. Training for script writing.
12. Purchase of TV VCR/ FAX machine.
13. Research activities - conducting need based surveys.
14. Documentation.

DISTANCE EDUCATION

Sl. No	INTERVENTION	OBJECTIVES	STRATEGIC ACTIVITIES
1	Orientation of DIET/ STs facility members S.Is & BRC coordinators. Formation of DRG on distance Education.	To acquaint them with objectives and spirit.	The Programmed will be organized at the District Level.
2	Formation of DRG on Distance Education	To prepare D.L materials for pedagogical contents.	Selection of DRG consisting of 10 members on the basis of these participants from the experts from DIET/ ST Schools teachers, BRC coordinators.
3	Orientation of DRG on distance Education	To enable the member to understand the spirit of D.L materials.	By the state & National Level experts for a duration of 3 days.
4	Training on the use of D.L materials to the Sis/ Coordinators.	To help them to guide teachers on the materials.	The training will be organized at the distance resource support from SPO.
5	Development of package on the basis of School subject EVS/ I language.	To facilitate the teachers to teach basic School subject and technique.	Through services of workers.
6	Development of question bank on different School subjects.	To assist the teachers in the process of evaluation.	Test items on different competency are to be developed and working of the experts consisting of teachers trainers.
7	Equipments. 1) Pentium III, (A.C) - 3 2) Laser Printer - 1 3) Dot-matrix Printer -1 4) Kequareal software- 1 5) U.P.S 6) Modem 7) Fire protection system	To facilitate Data processing and transmission of information, store of information, documentation & remote sensational activities. -do-	To be placed at District Level and in S.T School. -do-

8) Vacuum cleaner		
9) Computer Table - 3		
10) Printer Table - 2		
11) Table - 3		
12) Chair - 3		

14. MANAGEMENT INFORMATION SYSTEM (MIS)

The Management information system provides valuable information about Educational issues and Management of School and information about project Management. In order to analyze dissemination and effective use of Data following steps are to be taken up.

- 1) training for collection of EMIS and PMIS DATA.
- 2) Maintenance and supervision of Data collection.
- 3) Provision for availability of School Data at BRC and CRC Level.
- 4) Capacity building of personal to analyze and understand Data
- 5) Procurement of Hardware/ Software.
- 6) Air Conditioner
- 7) Furniture
- 8) Construction of MIS room

MANAGEMENT INFORMATION SYSTEM

1	Trg. For collection of EMIS & PMIS Data.	To create an up-date Data and reliable Data base.	The Data are to be collected jointly by the teachers and computer personals.
2	Maintaining and supervision of Data collection.	To ensure accuracy in the process of Data collection.	A team of experts to make surprise field visit. 10% of the School.
3	EMIS and PMIS Data entry	To store the Data in computer	Data entry is to be uniformly done by the trained Data entry operator.
4	Availability of the School Level Data at BRC and CRC Level	To use the Data for selection of teachers training.	To report one to be prepared and made available at the BRC & CRC.
5	Updating EMIS & PMIS Data	To make the Data up to date	Every year basing the Data on 30 th Sept.
6	Procurement of Hardware and Software and furniture's etc.	To facilitate the system property.	(As per procurement list)
7	Anusandhan Study COHORT Data analysis	To detect dropout, repeater, internal efficiency of Schools	To be collected from Schools/ villagers in each year

DISTRICT SPECIFIC ISSUES:

Factor related to non enrolment and dropout:

1. Poverty and in different attitude of proper learning
2. Engagement of children in House hold.
3. Lack of awareness of parents in Primary Education
4. Engagement of children as agricultural Labour
5. Low literacy of parents & poverty

Due to repeated flood, cyclone and regular crop failure migration is a major problem in Kendrapara. After careful study and from the statistics of house hold survey, it is found that a large section of School going children remain out of Schools. In this way there is a continuous interruption of Primary Schooling of children year after years. Due to stagnation the age group of children became higher. Opening of Alternative Schooling is only Alternative for such children. The nature of these Alternative Schooling need to be a quasi-residential and may be opened in each Block in the specific area. The Education support may be brought from DEEP and the food will be provided by M.D.M.

1. Suggested Strategies:-

Due to over age and as they were away from formal School only EGS School is suitable where they can study soon and also to reach the minimum Level of learning.

2. Temporary Alternative School:- (AIE)

These temporary camp Schools will be opened in the specific area of each Block. It will be temporary quasi-Residential School having a provision of Mid-Day-Meals facilities. The teachers engaged in that School will reside with the students for the temporary period of six months till their parents return from the migrated area.

1. Mid-Day-Meals will be provided by District authority. It needs convergence with W & CD.
2. The house for camp School will be provided by the community and District Authority and Educational expenditure including contingency in EGC model will be provided by DEEP.
3. The teachers of Alternative Schooling will be paid by DEEP.
4. After completion of course the students are to be allowed to give examination and they will come in to main stream.
5. They may join the formal School if their parents desire to continue their study without interruption.
6. Camp A/S house will be provided by the community support by the District Authority.

RESOURCE SUPPORT

1. Resource support is essential for designing and preparing training materials to fulfill the needs of the different groups of beneficiaries like women, and backward classes children
 - 1) SCERT
 - 2) ST School, Balia

MONITORING AND EVALUATION

There will be Monitoring cell in STS Kendrapara to monitor and evaluate the Program components implemented proper at all Levels. The cell will act under constant advice and direction of the Principal DIET Kendrapara.

1. Headmaster, ST School, Kendrapara
2. Dy. Inspector of Schools, Kendrapara
3. Senior faculty member.
4. One retired Educationist.

BLOCK LEVEL MANAGEMENT

The Blocks will act as the model agency in implementing DEEP Programmed in the concerned area. It will function under the direct supervision of full time coordinator and an attendant. The Block Level executive committee will guide and assist the BRC coordinator. This committee will seek the advise of Dist. Executive committee and where required. The members of the committee are.

- | | |
|--------------------------|-----------------|
| 1. BDO | Chairman |
| 2. SI of Schools | Member convener |
| 3. Coordinator, BRC | Member |
| 4. SI of Schools (other) | Member |
| 5. CDPO | Member |
| 6. GPEO | Member |
| 7. SEO | Member |
| 8. WEO | Member |
| 9. J.E (Civil works) | Member |

A District core group was formed with the following members formation of District

The District Level core groups consists of

- District-Level/ D.P.O Kendrapara
- District Welfare Officer.
- District Social Welfare Officer
- Few School Committee Chairpersons.
- NGOs
- Selected Headmasters and teachers of selected Schools

Village Level Core Groups

The village Level core groups consists of following persons:

- Headmaster of the Primary/ Upper Primary School.
- VEC Chairman.
- Youth Group Members
- Local Village Leader
- Self- Help Group members.
- Anganwadi Worker
- NFE Volunteer
- Community Health Workers (Link Volunteer)

Development of Database – conduct of door to door survey

The accurate details of children, who are in School and out of School and the particulars of out of School children, i.e. the nature of work they are involved with, along with other family background is very much necessary for Planning UEL. This can form the basis to workout various strategies for the Schooling of out of School children i.e. never enrolled and dropped out simultaneously in the age group of 6 - 14 years.

Therefore, family survey was Planned and conducted in all the Bastees of the selected Districts. The required information was collected in a proforma to capture the information of children aged 0 - 14 year family wise and Bastee wise in each and every School catchment area. The information is pertained to children Education viz. enrolment, Institution where studying, dropouts, reasons for out of School children, nature of the handicap if any, social status, in addition to capturing children's family background. Village Level meetings with parents of out of Schools children and never enrolled children, women groups, Bastee elders and youth activists.

Training and capacity building

The District-Level core teams were oriented at state Level by the state-Level core team at State Project Officer. These core teams further trained District-Level core team. Further, all the District-Level core teams have been trained at District Level in a two-day orientation programme.

The District Level core teams have conducted a one-day orientation programme to all village Level core teams at District headquarters along with distribution of survey sheets, and guidelines.

The family survey was conducted during July and August in all the Bastees monitored by District Level core teams. The Bastee core team has developed a list of out of School children manually both never enrolled and dropped out along with other particulars and displayed at every School. However, all the family survey sheets have been computerized and checked the output as a process of validation, involving the community in all the Bastees.

Development of Village Education development Plans

The entire process of generation of Database on children in the age group of 6 - 14 yr. Who are in School and out of School with family background have been developed with involvement of local community. The community along with teachers have displayed the names of out of School children in the village.

A series of village meetings have been conducted during September onwards on a fortnightly basis and take up validation of survey Data as a first measure for UEE. The village meeting is represented by other community based organizations like School Committees, Youth groups, NGOs, etc. After validation, the community discussed the village Educational status and developed village Educational Plans. The nodal Officer of the District and as well as village also participated in the deliberations. All the village Level Plans have been furnished to District Level team.

Development of District Plans

The District-Level core groups have discussed the salient features of village Level Education Plans and consolidated and developed District Level Educational Plan. These Plans again randomly discussed in village. The perceptions of Basteer elders and parents have been taken into consideration to reflect the local spirit for the improvement of Education of children.

Development of District Elementary Education Plan

The District Planning team has gone through the entire process of Planning starting from village Level. The team members have actively participated in the meetings of village, campaigns, District -Level meetings and finally developed District elementary Education Plan in conformity with the guidelines of SSA and as well as State Project Office, to achieve UEE in fourteen Districts. Further, it has also worked out an Annual Work Plan & Budget for 8 years (2002- 2010) showing the prioritized activities to be carried out for the year 2002-2003.

Awareness Programme

Education is a right to all. It is found that some people are there who do not come forward to take Education or want to make their children to be educated. It may be due to poverty or lack of common sense or lack of Schooling facilities. Even today some hatredness is also there among common people towards some categories of people. A child of leprosy parent or a child of sex worker does not fill it sound to attend a School. People do not see them in good eyes. Some migrating times are there whose children do not get a regular Schooling facility. Girls- mostly of SC & ST categories do not come to School. Boys become dropouts. Children at footpath & basteer areas mostly do not come to School even if Schooling facility is there. Child labour is an another factor that for which some do not get chances to come to School.

Social outlook for Education for all is yet in a narrow vision that the common people do not give importance on Primary Education. For which illiteracy is a disease in the society. For this to motivate the common people with a vision to eradicate illiteracy a prime factor Every man or Woman should know the importance of Education as a highly essential factor to live a better life. Education is a light that drives out a darkness to realize a subject as it is.

Keeping the above factors in view District has Planned for wide awareness programme among the people to motivate to get Education near the door or at best at a distance of 1 k.m. from home. For this media services may be availed, cultural Centres at different local places may be utilized, mobilizers may be appointed, placards, wall magazines, leaflets may distributed among the people of such backward habitations and villages. Opera Pendals, Pala, Daskathias etc. may be arranged for community mobilization. The necessities of EGS Centres and AIE programmes are to be widely propagated. NGOs may be requested for the purposes. For this District has Planned and placed Budget proposals to meet the funds

Management & Information System

It is an important component of Planning and implementation SSA. It is to look after the setup of the programme and to look after --

1. Infrastructure facilities, TLM, Furniture, Equipment etc. of the Primary & Upper Primary Schools.
2. Child population.
3. Out of School children.
4. Teachers information.
5. Achievement of pupils.
6. Enrollment, Retention
7. School - Pupil Ratio, Classroom – Pupil Ratio, Teacher – Pupil Ratio
8. Progress in the project.

It objects on the Database Primary Education Level, to minority enrollment and retention, performances, implementation of all programmes and scheme under SSA. As it covers a wide range of service a Budget proposal on unit cost is placed for it in the District Plan.

Research, Evaluation, Supervision & Monitoring

Research under the project is regarded as a valuable and guiding course for taking of various new initiatives for realizing the objectives of Universalisation of Elementary Education.

Mainstreaming of out of School children, improvement of pupil abilities in the language, arithmetic, creating interesting classrooms, disabled children Education, net

working of pictures Education for focused group - SC, ST, Girls, ECFE, Minorities shall be the objectives on research. Necessary training program will be conducted to the field staff.

Evaluation aspects shall include

1. Functional aspects of various initiatives and their impact
2. Progress in forms of achievement of objective of SSA
3. Participatory evaluation through community participation
4. Peoples achievement

District supervision and monitoring shall include the chairs of DIET staff, DPO, DRG, BPO, CRCC. This network of supervising and monitoring will take care of the output of the entire system of the scheme will help of the society.

Girls Education

Education of girls is the Primary focus in Sarva Sikshya Abhiyan . In all the activities of SSA efforts will be made mainstream gender concerns. The proportion of girls in the total enrollment is indicating of their forward march. Still a good number of girls are dropped out and non-admitted. Education for girls of SC and ST categories and other back ward classes is the main focus in SSA and AIE programme. Followings are the strategies purposed for mainstreaming the girls who are out of School.

1. Appointing a local lady as AIE teacher
2. ECC Centres to encourage the adult girls to attend Schools
3. Special bridge Centre for girls (both residential and non-residential)
4. Separate toilet facilities in Schools.
5. Orientation programme for teachers on girls Education
6. Development of forums of women teachers to take up awareness campaigns on girls Education specially on low female literacy areas – village and bastees.

ICDS dept. may be requested to co-operate in convergence.

District has Planned and placed Budget proposals on this connection.

Provision for Cluster persons

Cluster persons are to render valuable services in both EGS and AIE system on Primary Education. Resource Centres are opened at Block Level and Cluster Levels in each Block. Cluster coordinator are to be placed in these Levels who are to help the BPO at BRC. As these persons are to work as whole time coordinators they are to get their salaries, office building (CRC building), furniture, equipment, library facilities etc. It shall be like a forum to interact among the teachers. Teachers are to get direct resource support from these cluster persons and keep wide contact with the BRC. CRCs are therefore to act as via media between the BRC and teachers. Therefore each CRCC will be provided with grants for research activities, micro Planning and School mapping.

The cluster resource Centre has a vital role to play in the total structure of planning to get the cent percent result on enrollment and classroom performances. Hence keeping in view of the above importance the Budget proposals are placed. Block as a unit shall look after the entire process of functioning in Primary Education and BPO as the pivotal of system necessary accommodations are purposed in the Budget for his office. BRC buildings whole time coordination and official staff, library facilities, furniture, equipment and resource groups and residential facilities shall be given to him for this Budget proposal have been placed.

Teachers Training

Teachers are the fast persons to come in direct contact of the learners and to influence them to get proper Education by various of means. The innovative and Alternative Education can basically be fulfilled as the true senesce of the term only by the teachers. The teacher has to act as the friend, philosopher and guide of the learners. As the learning mainly depend upon the child's own attitude and aptitude, the teacher as a first observer is to chanalise the whole thing accordingly successfully. There depends the success of imparting Education. So it is very essential to train up the teacher to modify the child's behaviour and inculcate the essence of Education in him /her. Teachers of different- higher / lower academically qualifications are found in service. They are also of different individual capacities. Taking all differences into accounts teachers training program is to be fixed in a common manner. There should be provision for orientation training program. Sources of information - library facilities, news paper, audio visual instrumentals etc. should be made available to the teacher. A Budget provisional has been placed on this by the District Planning.

Exposures visit

District has Planned to send its resource persons and outstanding calibre's to other states or Districts to know how the respective units managed their Primary Education to achieve the goal of Universalisation. It shall help in earning first hand knowledge on this prospective of different systems of study and Management. It shall enrich the resources and helped to impart Education to all in this District more effectively. Keeping the above in views Budget proposals have been placed to allot financial assistance.

It also shall carry the proposals of inviting exposures and experienced resource personals from other states or Districts and a two hour training camps. Our trainees may hope to gain more ideas on this subject. The interaction between the outers and the inner shall facilitates the exchange of ideas so that the process of Alternative and innovative shall be easier.

AIE to beneficiaries

AIE is a focus program to educate the focus group of out of School children. It has importance to carry regular supervision and monitoring. The beneficiaries under this scheme are scattered in different areas and allotted for different time-fixed Schooling. The educators have to give different time monitoring to the beneficiaries. The Migrants, disabled children, child labours, adult girls students come under this category. A good no of migrants from Bangladesh have settled in the District in a scattered area. Some have Schooling facilities, some EGS Schools are purposed to be opened in slum areas for rest of the villages or Padas. Still there are some scattered house folds are leaving out of EGS norms District has Planned to offer them AIE Schooling facilities and Budget proposal have been placed.

Moral Teaching Camp

It is detected that some students in the age group of 9-14 suffers from adolescence for which they do not like to attend the School rather avoid Schooling and add to drop outs. So also happens to a child suffering from Leprosy. Some times other children at School hate him and on the other hand that child feels unsound to sit with them. In either of the cases illiteracy of the family stands as barrier to know the reasons and causes the drop out of the learner. Hence moral teaching camps are to be arranged to make the child aware of his fault and people not to consider leprosy as sin, but a disease curable under medical treatment. District has planned with Budget proposal to regularize such type of dropout cent percent by 2002 A.D.

IED

As revealed from survey Kendrapara District has 1056 IED children of different age groups from 5-14 years of age. As these children are physically inefficient in comparison to others they generally neglected by guardians and they also feel neglected. To avoid such unhygienic state of mind of the people to educate such child and make him/ her stand with others on foot to foot. Such type of child have equal right to be educated. Keeping above point in view District has Planned with Budget proposals to provide him/ her all kinds of reading writing materials, physically equipment, teacher to teach at home and medical & health check up by Doctors.

Intervention of disabled Children

1. Identification of Children with special Educational need.
2. Mainstreaming of disabled children into special Schools depending upon the type of extent of disability
3. Convergence with other dept working for the disabled viz health, PRW, women & child welfares
4. Efforts for integrating the disabled with the mainstreaming Schools

Appraisal Comments - Action Taken

Sl No.	Item	Yes/ No
1	Plan for entire District (All Block)	Yes
2	Project proposals upto 2010	Yes
3	A geographical map of the District showing Block	Yes
4	Population - Male, Female, Rural, Urban distributions & percentage of SC & ST population	Yes
5	Literacy Rates - Male, Female, Literacy Rates (Time Series)	Yes
6	Orientation to functionaries at different Levels on the objectives & guidelines	Yes
7	Planning process - Mention no. of meeting with various Department	Yes
8	Convergence with other Departments	Yes
9	No. of NGOs working in the District for the UEL - Possible areas of convergence	Yes
10	Total Habitations	Yes
11	Size & Growth of Private Schools (Primary, Up. Pry. & High Schools) - Trend Analysis.	Yes
12	No. of Pry. Up. Pry. Schools over a period of time & Management wise (Time Series)	Yes
13	Habitations with Pry. Up. Pry. Schools and Gap	Yes
14	Targets- Target for opening of Primary Schools & Upper Primary Schools	Yes
15	Boys & Girls enrollment in Primary & Upper Primary Schools - GER for Boys, Girls, SC, ST, etc.	Yes
16	Break up of age specific child population (Projected) at present and in future years up to 2010	Yes
17	Target- Target to achieve 100% enrollment- Primary and Upper Primary (5-14 years)	Yes
18	Mainstreaming of out of School children (Never enrolled and dropout - Target and coverage	Yes
19	Target Setting - Projected retention in the; years to come 2001-2007 Primary & Upper Primary	Yes
20	Separate targets for Primary & Upper Primary Schools for four objectives of UFE i.e. Access, Enrollment, Retention & Quality of Education	Yes
21	Teachers No. of teachers (Male & Female) over a period of time people teacher ratio at Primary & Upper Primary Level of Education (Time Series)	Yes
22	Holistic pedagogic vision for Schools - class rooms - Primary and Upper Primary Schools	Yes
23	UPS all operational areas viz. both content and	Yes

24	pedagogic Intervention such as curriculum review, textbook reviewed, development of TLM and incorporate them in Plan	Yes
25	Table showing reflecting various training programmes to be conducted for various areas and Levels of functionaries duly mentioning duration, frequency, Level, target group etc.	Yes
26	Pedagogical strategies proposed District Level only	Yes
27	Plan for focused groups - require special efforts and strategies	Yes
28	Identification of disabled children- strategies	Yes
29	No. of Pry Schools & Up. Pry. Schools to be sanctioned for providing building and other infrastructure	Yes
30	Major repairs - Toilets, Drinking Water to be given high priority	Yes
31	Additional class rooms as per teacher (include new teachers) and enrollment coverage by other schemes	Yes
32	Cost of repairs and maintenance of School building (Rs.5000/- per School per year) is leaded to be indicated under civil works instead of School improvement head.	Yes
33	Unit cost of School building	Yes
34	Phasing of civil works - phased manner selection of engineers, training, etc. in the 1 st year	Yes
35	Distribution of Schools according to no. of rooms, major and minor repair, Toilets for girls	Yes
36	Costing - Keep civil works cost within 33% of total Project Cost	Yes
37	Separate Section costing give the details of the unit cost for salaries, furniture, training, equipment studies, should be given	Yes

CHAPTER - VI

URBAN AREA DEVELOPMENT PROGRAMME

It is absorved from the Survey Report that a good no. of children are dropped out of the Schools in the Municipal and NAC areas of Kendrapara District. Some have not enrolled in Schools. Child Labour and Migrants constitute the basic factor of such problems. The children in the slum areas come under this category as they do not attend schools on plea of Poverty or Child Labour. District has planned to make easy to every child in the urban areas of the District to get Primary Education to Achieve the goal of universalisation of Primary Education. For this Mini Schools, Bridge Course Centre, Residential Bridge Course Centre, Girls Camp for the Girls children of Minority communities, Communities awareness programme basically on Women awareness in the minority communities, particularly in Muslim Bastis Remedial Coaching Centres are to be opened for low learners in the town areas of the District, who do not attained School regularly

Keeping the above factors in views, the District has planned with budget proposals to reach at the target of universalisation of Primary Education.

Kendrapara Municipality has 150 children of age group 6-11 and 276 children at the age group 11-14 which are out of Municipality to achieve the goal. Pattamundai NAC has 272 children of age group 6-11 and 237 children of age group 11-14. 1 EGS Centre and 9 AIE Centres are planned to be opened for the above purposes.

Table No. 2.32

Urban Area Development Programme

District : Kendrapara

Name of the NAC/ Municipality	Name of the Block	No of Slum Areas	No. of other Units	Out of School Children		Programmes or activities			
				6 - 11	11 - 14	Type	No	Type	No
Kendrapara Municipality	Kendrapara	5	0	150	276	EGS	1	AIE	15
Pattamundai NAC	Pattamundai	2	0	272	237	EGS	1	AIE	9
TOTAL		7	0	422	513		2		24

CHAPTER - VII

General Statements on Budget Provisions of Kendrapara District

Every benevolent and prospective plan needs a progressive and systematic Budget to establish the scheduled target in the proposed way. It is useless to plan a scheme without Budget proposals and to chalk out a Budget proposal without planning the scheme. Money is a power to be utilize in the right way to get the maximum outcome. An up right plan chanalises the treasure house into a vision of success and materializes the financial power in to wealthy symbol of behavioural livelihood.

Keeping the above aspects in view the noble target of industrialization of Primary education in the Kendrapara district, a suitable master planning is chalked out With utmost care to every; corner of demand for getting primary education for everyone in the district. A progressive Budget is placed under proposal by the district to materialized the plan by scheduling physical target to be achieved. In the Budget every care has been taken to allocate funds to every bit of popular target concerned not to exclude any single child of the district, to be deprived of the birth right of education. For the above proposal intervention wise Budget estimate from 2002-03 to 2009-10 has been placed with physical needs and cost units. The summary of such Budget proposals are shown in the table No. 6.1. of the this book.

Intervention wise Budget proposal with cost unit

1. Project Management:

This item comes first as it holds the entire system of planning and key points to management. Total structure of the managements the project includes this item which shows the net work of the system step by step.

One District Project Officer holds offices at the top of the District Level to manage the system. Next to him comes District Project Co-ordinator on the Civil Work of the Project work. As this project intensifies on the universalisation of Pri. Education. The question of Pedagogy is of the most important factor to it. So there is a provision of coordinator at the District Level. Similarly the services of Coordinators , Planning & Management Information System reserves importance, other than these the coordinator Media & IED, Girls Education, ECCE, Community Mobilisation & SC/ST Education, Junior Engineer on Civil Work, Sr. Programme Assistant, Jr. Programme Assistant holds the respective post to carry out the project. Hence the Salary and their service facilities are allocated for these persons. Other than these financial allotments miscellaneous contingency for DPO, his office Consumables, TA & DA for Staff of DPO, Hiring cost of Vehicles and POI charges for three vehicles, Purchase and installation of Fax (One Time), Installation of Phone for DPO(one time) charges for telephone & Fax. Equipments and furniture for DPO, Rent charges for any

hired building, electricity and Water Charges for District Level Offices, Library facility with books and journals and periodicals with daily magazines are to be required. It must include the consultancy charges for experts in pedagogy, involvement, documentation, finance, participatory planning and management, review of the progress by National and State decision, Monitoring and supervision by District Office and Annual Budget Report preparation, Salary for Data Entry Operator, Salary Contingent Peon including the Budget provision to allot funds as per the unit cost stated in the table no. 5 I. Total management cost about 4% of the Total Budget and amounts to Rs.461.76 lakhs from 2002-2003 to 2009-2010 under proposals

2. Civil Work 33%

Special care has been taken towards the civil work of the project which cost the major part of the Budget. It includes the total construction work. It also includes the construction of new school buildings and repairing of old ones, Construction of BRC, CRC, the official residential facilities for DPO, BPO, Supply of drinking water facility, Electricity to all schools and construction of boundary wall. Separate Toilets for Boys & Girls are to be constructed. Other constructive work i.e. needed at places in the net work of the project of UEE are to be included in this item. At present the Budget is proposed in a phased manner from year 2002-03 to 2009-2010 at unit cost meet a demand of Rs.3788.72 lakhs (@ 33% of Total Budget).

3. Pedagogical Improvement

It is the most important element on which the fundamental aspects of the UEE must depend. It directly affects the standard and quality of education to all level of children of the age group 5-11 and 11-14 years in the society. A reasonable amount has been placed in the Budget in phased manner from 2002-03 to 2009-10. It includes teachers training, training of community leaders, provision for research, evaluation, Supervision and Monitoring of the academics aspects of the Budget. It includes the visit of experts and resource persons. As the development of capacity of quality improvement in the view of Primary Education is the basic cause of Pedagogy, every steps concerned to that effect is undertaken. Supply of FTV, TLL, TLE, Proposals of Teachers Training, Hand book for MLI based teaching. Preparation of unit test and their evaluation, materials, improvising the quality of existing pre service teacher education, improvising activity base teaching learning process. Providing remedial teaching and enrichment programme at due accordingly all class rooms. District has planned to spend 454.482 lakhs of rupees from 2002-03 to 2009-10 which is the largest part on the Budget proposals. Contingency to BRC, Furniture to BRC, CRC, 20 days service training to all teachers, 30 days training to fresh recruited teachers & SIG to all schools

4. Access of Deprived Children

District has planned to enroll each and every child of the age group 5-11 and 11-14 into the school with a special focus of the adolescent girls, dropouts, boys and girls of SC/ST and minor communities, Migrant Children, Handicaps, Child Labourers, Children living on Footpath, Orphans. Care has been taken not to deprive any child in the district of the primary education. Every steps are taken through EGS & AIE norms to fulfill the goal of UFE. For this district has planned with a Budget property of Rs. 1027 898 from 2002-03 to 2009-10.

5. Management & Information System

For this section of the Project District has planned to supply MIS equipments to the cell into software, air conditioning to MIS rooms with furniture and other consumable articles Rs. 57 lakhs have been under Budget proposal under unit cost for 2002 to 2010.

6. Planning & Management

District has planned to prepare AWP, BMVR & GP educational profiles and give orientation training to resource persons on the planning process. For this a Budget has been proposed.

7. Community Mobilisation and Participation

Every success of plans depend upon the positive response and cooperation of the community for whom it is served. Hence for the successful of the UFE and formation of EGS & AIE centres units a cordial community participation is to be expected.

8. Girl's Education

Girls are generally neglected mostly in minor communities, SC/ST communities and in illiterate habitations and villages. With an active community mobilization and financial support to the families the girls will come forward to the mainstreaming of UFE. The adolescent girls suffers from certain problems in schools and in habitations which need to be irradiated. Keeping above points in view District has planned to train up the Teachers and administrators, CRCC, VEC and community Leaders to prepare training module of MTA. To achieves the goal district has put a Budget proposal of Rs. 106 lakhs to be spent from 2002-10.

9. SC/ST Education

Formation of DRG and workshop on SC/ST education, Training to community leaders, educated youth in specific GPs, Training workshop to SC mobilizeers are to be undertaken to achieve this goal. This district has planned to spend 96 lakhs in the Budget proposal during the period 2002-10.

10. ECCE

It is very grass root programme to achieve the goal of UBE. District has planned to take care of every child from the time of uttering mother tongue and the see the outer world to get a directive education to make hem/her self stand as a human being on this earth. Training to supervisors and ECCE provision for pre school kit to AWC and ECCE centres, training to AWC workers, opening of new ECCE centres, toys & learning materials to AWC have been given importance at strategies to achieves the goal. District has planned with Budget proposal of Rs.95 lakhs from 2002-10.

11. Computer Education

As it is a progressives part of modern education on Science and technology district has planned to impact education to children in some of selected schools and put a Budget provision of 103 lakhs for the purpose by 2002-10.

12. Integrated Education for Deprived Children

A good number of such children are deprived of getting primary education by the common schooling programme of the present time. They also have every right to get education. Some disable children have proved their outstanding caliber by virtue of their efforts through out the world. The planning of UBE has a focus target on such type of children. So the district planning of Kendrapara has the provision to give them full support by providing uniformity among others, adding appliances, providing medical assistance, health check up and in cases giving residential education to such children. A Budgetary provision of Rs.116.976 lakhs has been placed under the proposal for the year 2002-10.

13. Research & Evaluation

It is very important to evaluate the progress on achievement and find scopes to conduct more research work on the object. It shall be make every participant more resourceful and active in the field of teaching and administration. Hence district planning has a proposal of Budget of Rs. 130 lakhs to be spend from 2002-10.

Chapter - VI

Table No. 6.1

BUDGET SUMMARY

Intervention wise Budget Estimates from 2002-2003 to 2009- 2010

District: Kendrapara

Sl. No.	Intervention Name	Financial in Lakh										
		2002-2003	2003-2004	2004-2005	2005-2006	2006-2007	SUB TOTOTAL (2002-07)	2007-2008	2008-2009	2009-2010	SUB TOTAL (2007-10)	GRAND TOTAL (2002-10)
1	Project Management Cost (4%)	20.240	48.000	50.000	52.000	60.640	230.880	78.880	80.000	72.000	230.880	461.760
2	Civil Work (33%)	185.990	448.550	453.900	503.100	558.540	2150.080	710.380	702.500	722.500	2135.380	4285.460
3	Pedagogical Improvement	201.740	303.268	295.712	300.453	302.407	1403.579	303.272	326.879	330.537	960.687	2364.266
4	Access for Deprived children	189.809	662.299	657.349	638.419	597.989	2745.865	600.635	617.060	616.385	1834.080	4579.945
5	Research & Evaluation	3.800	9.600	6.000	7.000	9.900	35.400	7.000	7.000	6.000	20.000	55.400
6	Planning & Management	3.000	6.000	6.000	7.000	7.000	29.000	7.000	7.000	7.000	21.000	50.000
7	Management Information System	8.364	18.651	14.651	11.951	13.951	67.568	11.951	13.951	11.951	37.853	105.421
8	Community Mobilisation & Participation	10.348	10.348	10.348	11.414	11.414	53.872	11.414	11.414	11.414	34.242	98.114
9	Girls Education	15.000	11.000	13.000	15.000	12.000	66.000	13.000	15.000	12.000	40.000	106.000
10	ST/SC Education	10.000	11.000	13.000	12.000	15.000	61.000	12.000	10.000	13.000	35.000	96.000
11	ECCE	6.707	12.832	12.815	14.894	14.760	62.008	14.760	14.760	14.760	44.280	106.288
12	Computer Education	10.000	15.000	11.000	8.000	8.000	52.000	10.000	10.000	10.000	30.000	82.000
13	Integrated Education for Disabled Children	16.753	23.308	20.908	24.058	23.308	108.335	24.508	25.708	23.308	73.524	181.859
14	Minor Repair & Maintenance	107.850	107.850	107.850	118.900	118.900	561.350	118.900	118.900	118.900	356.700	918.050
TOTAL		789.601	1687.706	1672.533	1724.189	1752.909	7626.937	1923.700	1960.172	1969.755	5853.626	13480.563

% of Management Cost	3%	3%	3%	3%	3%	3%	3%	4%	4%	4%	4%	3%
% of Civil Works	24%	27%	27%	29%	32%	28%	28%	37%	36%	37%	36%	32%
% of Quality Improvement	74%	71%	70%	68%	65%	69%	69%	59%	60%	60%	60%	65%

Project management
Scheduling of Physical Targets to be Achieved

Sl. No	Name of the Intervention	Unit Cost	Total Phy	2002-03	2003-04	2004-05	2005-06	2006-07	2007-08	2008-09	2009-10
1	Salary for D.P.O/ DPC	0.2	96	12	12	12	12	12	12	12	12
2	Salary for Co-ordinatir, Civil Work	0.15	84	0	12	12	12	12	12	12	12
3	Salary for Co-ordinator, Pedagogy	0.15	96	12	12	12	12	12	12	12	12
4	Salary for Co-ordinator, Planing & MIS	0.15	96	12	12	12	12	12	12	12	12
5	Salary for Co-ordinator, Media & IED.	0.15	84	0	12	12	12	12	12	12	12
6	Salary for Grils Education , ECCE, Community mobilisation & SC/ST education	0.15	84	0	12	12	12	12	12	12	12
7	Salary for Junior Engineer, Civil work	0.11	96	12	12	12	12	12	12	12	12
8	Sr, Programme Asst.	0.09	96	12	12	12	12	12	12	12	12
9	Junior Programme Asst.	0.08	84	0	12	12	12	12	12	12	12
10	Miscellaneous Contingency for D.P.O	0.1	96	6	12	12	12	13	13	13	13
11	Cosumables	0.5	94	6	12	12	12	13	13	13	13
12	T.A & D.A for staff of D.P.O	0.2	97	6	13	13	13	13	13	13	13
13	Hiring Cost of Vehile and POL Charges for three Vehicles	0.2	258	6	36	36	36	36	36	36	36
14	Purchase & installation of Fax (one time)	0.25	1	1	0	0	0	0	0	0	0
15	Instalation of Phone for D.P.O	0.01	3	1	0	0	0	0	0	1	1
16	Telephone & Fax Charges	0.1	92	6	12	12	12	12	12	13	13
17	Equipments for D.P.O	1	8	1	1	1	1	1	1	1	1
18	Furniture for D.P.O	1	8	1	1	1	1	1	1	1	1
19	Rent of Hired Building ,Elect. Charges & Water Charges for D.P.O	0.25	93	6	12	12	12	12	13	13	13
20	Books ,Journal & periodicals for D.P.O	0.01	111	12	12	12	12	16	15	16	16
21	Consultancy Charges for experts on pedagogy involvement, Documentation finance, Participatory Planning & Management	5	19	0	1	1	1	2	5	5	4
22	Review of the progress by National & State Mission	2	15	0	1	2	2	2	3	3	2
23	Monitoring & Supervision by District Project Office and Annual Progress Report	1	33	0	1	1	3	6	7	8	7
24	Salary Data entry operator	0.08	96	12	12	12	12	12	12	12	12
25	Salary for Contigent Peon	0.04	178	10	24	24	24	24	24	24	24
TOTAL			2016	134	258	259	261	271	276	280	277

Project Management

Scheduling of Financial Targets to be Achieved

Sl. No	Name of the Intervention	Unit Cost	Total Fina	2002-03	2003-04	2004-05	2005-06	2006-07	2007-08	2008-09	2009-10
1	Salary for D.P.O/ DPC	0.2	19.2	2.4	2.4	2.4	2.4	2.4	2.4	2.4	2.4
2	Salary for Co-ordinator, Civil Work	0.15	12.6	0	1.8	1.8	1.8	1.8	1.8	1.8	1.8
3	Salary for Co-ordinator, Pedagogy	0.15	14.4	1.8	1.8	1.8	1.8	1.8	1.8	1.8	1.8
4	Salary for Co-ordinator, Planing & MIS	0.15	14.4	1.8	1.8	1.8	1.8	1.8	1.8	1.8	1.8
5	Salary for Co-ordinator, Media & IED	0.15	12.6	0	1.8	1.8	1.8	1.8	1.8	1.8	1.8
6	Salary for Grils Education , ECCE, Community mobilisation & SC/ST education	0.15	12.6	0	1.8	1.8	1.8	1.8	1.8	1.8	1.8
7	Salary for Junior Engineer, Civil work	0.11	10.56	1.32	1.32	1.32	1.32	1.32	1.32	1.32	1.32
8	Sr, Programme Asst.	0.09	8.64	1.08	1.08	1.08	1.08	1.08	1.08	1.08	1.08
9	Junior Programme Asst.	0.08	6.72	0	0.96	0.96	0.96	0.96	0.96	0.96	0.96
10	Miscellaneous Contingency for D.P.O	0.1	9.4	0.6	1.2	1.2	1.2	1.3	1.3	1.3	1.3
11	Cosumables	0.5	47	3	6	6	6	6.5	6.5	6.5	6.5
12	T.A & D.A for staff of D.P.O	0.2	19.4	1.2	2.6	2.6	2.6	2.6	2.6	2.6	2.6
13	Hiring Cost of Vehile and POL Charges for three Vehicles	0.2	51.6	1.2	7.2	7.2	7.2	7.2	7.2	7.2	7.2
14	Purchase & installation of Fax (one time)	0.25	0.25	0.25	0	0	0	0	0	0	0
15	Installation of Phone for D.P.O	0.01	0.03	0.01	0	0	0	0	0	0.01	0.01
16	Telephone & Fax Charges	0.1	9.2	0.6	1.2	1.2	1.2	1.2	1.2	1.3	1.3
17	Equipments for D.P.O	1	8	1	1	1	1	1	1	1	1
18	Furniture for D.P.O	1	8	1	1	1	1	1	1	1	1
19	Rent of Hired Building ,Elect. Charges & Water Charges for D.P.O	0.25	23.25	1.5	3	3	3	3	3.25	3.25	3.25
20	Books ,Journal & periodicals for D.P.O	0.01	1.11	0.12	0.12	0.12	0.12	0.16	0.15	0.16	0.16
21	Consultancy Charges for experts on pedagogy involvement, Documentation finance, Participatory Planning & Management	5	95	0	5	5	5	10	25	25	20
22	Review of the progress by National & State Mission	2	30	0	2	4	4	4	6	6	4
23	Monitoring & Supervision by District Project Office and Annual Progress Report	1	33	0	1	1	3	6	7	8	7
24	Salary Data entry operator	0.08	7.68	0.96	0.96	0.96	0.96	0.96	0.96	0.96	0.96
25	Salary for Contigent Peon	0.04	7.12	0.4	0.96	0.96	0.96	0.96	0.96	0.96	0.96
TOTAL			461.76	20.24	48	50	52	60.64	78.88	80	72

Civil Work
Scheduling of Physical Targets to be Achieved

Sl. No	Name of the Intervention	Unit Cost	Physical target for the Project	2002-03	2003-04	2004-05	2005-06	2006-07	2007-08	2008-09	2009-10
1	New School Buildings (Pry. School)	3	40	0	15	10	15	0	0	0	0
2	New School Buildings (UP School) 3 rooms	4.5	50	0	10	10	10	10	10	0	0
3	Building to buildingless Schools (Primary)	3	100	17	13	15	15	20	20	0	0
4	Building to buildingless Schools (Upper Primary)	4.5	50	5	5	10	10	10	10	0	0
5	Addl. Classrooms for Existing Schools (Primary)	1.5	599	8	36	55	80	65	100	90	165
6	Addl. Classrooms for Existing Schools (Upper Primary)	1.5	372	5	33	22	27	40	45	50	150
7	A Room for Head Master in UP Schools	1	396	14	36	25	50	65	50	30	126
8	CRC Building	2	153	20	30	30	10	10	33	10	10
9	BRC Building	6	9	4	1	1	1	1	1	0	0
10	Major Repairs (Primary)	0.5	510	0	0	0	0	50	100	355	5
11	Major Repairs (Upper Primary)	0.5	423	0	0	0	0	28	93	300	2
12	Resource Rooms for IED Equipments	2	9	0	1	1	1	1	2	2	1
13	MIS Room	2	1	1	0	0	0	0	0	0	0
14	Training hall to DIET/ ST School	2	2	0	0	0	0	0	0	1	1
15	Gradation of ST School to DIET	10	1	0	0	0	0	0	0	0	1
16	Tubewell for Schools	0.3	1004	10	99	153	102	150	150	190	150
17	Boundary Walls for road-side and interior schools	0.4	452	0	50	52	50	100	100	50	50
18	Toilets for Schools	0.2	562	40	132	0	100	100	100	90	0
19	Electrification of BRC, CRC and selected Schools.	0.05	873	32	89	94	100	108	100	100	250
20	Childfriendly elements (sliders)	0.03	2147	13	300	300	300	288	346	300	300
TOTAL			7753	169	850	778	871	1046	1260	1568	1211

Civil Work

Scheduling of Financial Targets to be Achieved

Sl. No	Name of the Intervention	Unit Cost	Financial target for the Project	2002-03	2003-04	2004-05	2005-06	2006-07	2007-08	2008-09	2009-10
1	New School Buildings (Pry. School)	3	120	0	45	30	45	0	0	0	0
2	New School Buildings (UP School) 3 rooms	4.5	225	0	45	45	45	45	45	0	0
3	Building to buildingless Schools (Primary)	3	300	51	39	45	45	60	60	0	0
4	Building to buildingless Schools (Upper Primary)	4.5	225	22.5	22.5	45	45	45	45	0	0
5	Addl Classrooms for Existing Schools (Primary)	1.5	898.5	12	54	82.5	120	97.5	150	135	247.5
6	Addl Classrooms for Existing Schools (Upper Primary)	1.5	558	7.5	49.5	33	40.5	60	67.5	75	225
7	A Room for Head Master in UP Schools	1	396	14	36	25	50	65	50	30	126
8	CRC Building	2	306	40	60	60	20	20	66	20	20
9	BRC Building	6	54	24	6	6	6	6	6	0	0
10	Major Repairs (Primary)	0.5	255	0	0	0	0	25	50	177.5	2.5
11	Major Repairs (Upper Primary)	0.5	211.5	0	0	0	0	14	46.5	150	1
12	Resource Rooms for IED Equipments	2	18	0	2	2	2	2	4	4	2
13	MIS Room	2	2	2	0	0	0	0	0	0	0
14	Training hall to DIET/ ST School	2	4	0	0	0	0	0	0	2	2
15	Gradation of ST School to DIET	10	10	0	0	0	0	0	0	0	10
16	Tubewell for Schools	0.3	301.2	3	29.7	45.9	30.6	45	45	57	45
17	Boundary Walls for road-side and interior schools	0.4	180.8	0	20	20.8	20	40	40	20	20
18	Toilets for Schools	0.2	112.4	8	26.4	0	20	20	20	18	0
19	Electrification of BRC, CRC and selected Schools.	0.05	43.65	1.6	4.45	4.7	5	5.4	5	5	12.5
20	Childfriendly elements (sliders)	0.03	64.41	0.39	9	9	9	8.64	10.38	9	9
TOTAL			4285.46	185.99	448.55	453.90	503.10	558.54	710.38	702.50	722.50

Pedagogy Improvement
Scheduling of Physical Targets to be Achieved

Sl. No	Name of the Intervention	Unit Cost	Total Phy	2002-03	2003-04	2004-05	2005-06	2006-07	2007-08	2008-09	2009-10
	BRC/CRC										
1	Contingencies to BRC	0.125	63		9	9	9	9	9	9	9
2	Contingencies to CRC	0.025	1071		153	153	153	153	153	153	153
3	Furniture to BRC	0.5	7		1	1	1	1	1	1	1
4	Furniture to CRC	0.1	7		1	1	1	1	1	1	1
5	Equipment to BRC	0.5	7		1	1	1	1	1	1	1
6	Computer to BRC	0.5	9		2	5	2				
9	TLM Grant to BRC	0.05	63		9	9	9	9	9	9	9
10	TLM Grant to CRC	0.012	7		1	1	1	1	1	1	1
11	Travelling Allowance to BRCC	0.005	189		27	27	27	27	27	27	27
12	Travelling Allowance to CRCC	0.002	1071		153	153	153	153	153	153	153
	Training										
13	Visioning Workshop for BRCC and block resource support group (7 days) (40 members)	0.196	45		9	9	9	9	9		
14	Visioning Workshop for CRCC (3 days) (40 members)	0.084	40		8	8	8	8	8		
15	Induction Training to CRCC (7 days) (40 members) includes new recruits if any	0.196	10		5	5					
16	Capacity Building of 20 Member Resource Support Team for each BRC (3 days) (40 members)	0.084	28		4	4	4	4	4	4	4
17	Capacity Building of 8 Member Resource Support Team for each CRC (3 days) (40 members)	0.084	150		30			30	30	30	30
18	Training to BRG (pedagogy) on teachers training (7 days) (40 members)	0.196	20		5	5	5	5			
19	7 days inservice training to all teachers @ Rs.70 per day	0.0049	40223	1000	5489	5539	5579	5629	5649	5669	5669
20	60 days training to untrained teachers @ Rs.70 per day.	0.042	125	25	100						
21	30 days training to fresh recruited teachers @ Rs. 70 per day.	0.021	180		50	40	50	20	20		
22	Capacity Building of DIET and ST School Personnel (Multiple Programme)	0.125	8		2	2	2	2			
23	Maintenance and development of DIETs/ STS Infrastructure and equipment	0.25	3		1			1	1		
24	Academic supervision and monitoring support to Resource Groups	0.25	26		7				7		12

**Pedagogy Improvement
Scheduling of Financial Targets to be Achieved**

Sl. No	Name of the Intervention	Unit Cost	Total Fina	2002-03	2003-04	2004-05	2005-06	2006-07	2007-08	2008-09	2009-10
	BRC/CRC										
1	Contingencies to BRC	0.125	7.875	0.000	1.125	1.125	1.125	1.125	1.125	1.125	1.125
2	Contingencies to CRC	0.025	26.775	0.000	3.825	3.825	3.825	3.825	3.825	3.825	3.825
3	Furniture to BRC	0.5	3.500	0.000	0.500	0.500	0.500	0.500	0.500	0.500	0.500
4	Furniture to CRC	0.1	0.700	0.000	0.100	0.100	0.100	0.100	0.100	0.100	0.100
5	Equipment to BRC	0.5	3.500	0.000	0.500	0.500	0.500	0.500	0.500	0.500	0.500
6	Computer to BRC	0.5	4.500	0.000	1.000	2.500	1.000	0.000	0.000	0.000	0.000
9	TLM Grant to BRC	0.05	3.150	0.000	0.450	0.450	0.450	0.450	0.450	0.450	0.450
10	TLM Grant to CRC	0.012	0.084	0.000	0.012	0.012	0.012	0.012	0.012	0.012	0.012
11	Travelling Allowance to BRCC	0.005	0.945	0.000	0.135	0.135	0.135	0.135	0.135	0.135	0.135
12	Travelling Allowance to CRCC	0.002	2.142	0.000	0.306	0.306	0.306	0.306	0.306	0.306	0.306
	Training										
13	Visioning Workshop for BRCC and block resource support group (7 days) (40 members)	0.196	8.820	0.000	1.764	1.764	1.764	1.764	1.764	0.000	0.000
14	Visioning Workshop for CRCC (3 days) (40 members)	0.084	3.360	0.000	0.672	0.672	0.672	0.672	0.672	0.000	0.000
15	Induction Training to CRCC (7 days) (40 members) includes new recruits if any	0.196	1.960	0.000	0.980	0.980	0.000	0.000	0.000	0.000	0.000
16	Capacity Building of 20 Member Resource Support Team for each BRC (3 days) (40 members)	0.084	2.352	0.000	0.336	0.336	0.336	0.336	0.336	0.336	0.336
17	Capacity Building of 8 Member Resource Support Team for each CRC (3 days) (40 members)	0.084	12.600	0.000	2.520	0.000	0.000	2.520	2.520	2.520	2.520
18	Training to BRG (pedagogy) on teachers training (7 days) (40 members)	0.196	3.920	0.000	0.980	0.980	0.980	0.980	0.000	0.000	0.000
19	7 days inservice training to all teachers @ Rs.70 per day	0.0049	197.093	4.900	26.896	27.141	27.337	27.582	27.680	27.778	27.778
20	60 days training to untrained teachers @ Rs.70 per day.	0.042	5.250	1.050	4.200	0.000	0.000	0.000	0.000	0.000	0.000
21	30 days training to fresh recruited teachers @ Rs. 70 per day.	0.021	3.780	0.000	1.050	0.840	1.050	0.420	0.420	0.000	0.000
22	Capacity Building of DIET and ST School Personnel (Multiple Programme)	0.125	1.000	0.000	0.250	0.250	0.250	0.250	0.000	0.000	0.000
23	Maintenance and development of DIETs/ STS infrastructure and equipment	0.25	0.750	0.000	0.250	0.000	0.000	0.250	0.250	0.000	0.000
24	Academic supervision and monitoring support to Resource Groups	0.25	6.500	0.000	1.750	0.000	0.000	0.000	1.750	0.000	3.000

**Access for Deprived Children
Scheduling of Physical Targets to be Achieved**

Sl. No	Name of the Intervention	Unit Cost	Total Phy	Phy	Phy	Phy	Phy	Phy	Phy	Phy	Phy
				2002-03	2003-04	2004-05	2005-06	2006-07	2007-08	2008-09	2009-10
1	Mini School Provisions for out of School children to get Primary & Upper Primary education (non res) @ Rs.3000/- per child per year.	0.03	3260		932	732	532	100	100	432	432
2	Adolescent Girl's Camps Primary (non res) each child Rs.3000/- per year for 6 month Cources.	0.015	4460			1340	1140	200	200	840	740
3	Adolescent Girl's Camp Primary (res) @ Rs.3000/- per child per year (for 6 months)	0.015	7670		2870	2000	1200	400	400	400	400
4	Remedial coaching centres for probable drop outs and for children with low level of learning (Pry & UP) (non res) 40 members and 2 months.	0.005	1304	163	163	163	163	163	163	163	163
5	Bridge Course for Children of Migrant Families @ Rs.3000/- per Child per year for 6 months.	0.015	2879	50	1268	468	412	312	334	35	
6	Salary to New Primary School Teachers (2 teachers per school)	0.204	574	14	80	80	80	80	80	80	80
7	Salary to New Upper Primary School Teachers (2 teachers per school)	0.24	700	0	100	100	100	100	100	100	100
8	Salary of Primary School teachers due to upgradation of EGS centres (2 teachers/school)	0.204	1500	0			100	200	300	400	500
9	Salary of UP schools teachers due to upgradation of EGS Centre. (2 teachers /school)	0.24	462	0			40	80	114	114	114
10	Salary of additional teacher for existing Primary schools	0.204	8824	228	1228	1228	1228	1228	1228	1228	1228
11	Salary of additional teacher for Upper Pry schools	0.24	948	31	131	131	131	131	131	131	131
12	Remuneration to E.V.s in EGS Pry	0.12	5406	500	808	808	758	708	658	608	558
13	Remuneration to E.V.s in EGS UP	0.12	386	50	114	114	74	34	0	0	0
14	Training to E.V.s (EGS Pry)	0.021	5714	808	808	808	758	708	658	608	558
15	Training to E.V.s (EGS UP)	0.021	1144	808	114	114	74	34	0	0	0
16	Other Expenditure for children in EGS Pry EGS Pry	0.004	162600	7000	27800	28800	25800	22800	19800	16800	13800
17	Other Expenditure for children in EGS UP	0.004	7860	875	1995	2495	1895	600			

**Access for Deprived Children
Scheduling of Financial Targets to be Achieved**

Sl. No	Name of the Intervention	Unit Cost	Total Fina	Fina	Fina	Fina	Fina	Fina	Fina	Fina	Fina
				2002-03	2003-04	2004-05	2005-06	2006-07	2007-08	2008-09	2009-10
1	Mini School Provisions for out of School children to get Primary & Upper Primary education (non res) @ Rs.3000/- per child per year	0.03	97.8	0	27.96	21.96	15.96	3	3	12.96	12.96
2	Adolescent Girl's Camps Primary (non res) each child Rs.3000/- per year for 6 month Cources.	0.015	66.9	0	0	20.1	17.1	3	3	12.6	11.1
3	Adolescent Girl's Camp Primary (res) @ Rs.3000/- per child per year (for 6 months)	0.015	115.05	0	43.05	30	18	6	6	6	6
4	Remedial coaching centres for probable drop outs and for children with low level of learning (Pry & UP) (non res) 40 members and 2 months	0.005	6.52	0.815	0.815	0.815	0.815	0.815	0.815	0.815	0.815
5	Bridge Course for Children of Migrant Families @ Rs.3000/- per Child per year for 6 months.	0.015	43.185	0.75	19.02	7.02	6.18	4.68	5.01	0.525	0
6	Salary to New Primary School Teachers (2 teachers per school)	0.204	117.096	2.856	16.32	16.32	16.32	16.32	16.32	16.32	16.32
7	Salary to New Upper Primary School Teachers (2 teachers per school)	0.24	168	0	24	24	24	24	24	24	24
8	Salary of Primary School teachers due to upgradation of EGS centres (2 teachers/school)	0.204	306	0	0	0	20.4	40.8	61.2	81.6	102
9	Salary of UP schools teachers due to upgradation of EGS Centre. (2 teachers /school)	0.24	110.88	0	0	0	9.6	19.2	27.36	27.36	27.36
10	Salary of additional teacher for existing Primary schools	0.204	1800.1	46.512	250.512	250.512	250.512	250.512	250.512	250.512	250.512
11	Salary of additional teacher for Upper Pry schools	0.24	227.52	7.44	31.44	31.44	31.44	31.44	31.44	31.44	31.44
12	Remuneration to E.V.s in EGS Pry	0.12	648.72	60	96.96	96.96	90.96	84.96	78.96	72.96	66.96
13	Remuneration to E.V.s in EGS UP	0.12	46.32	6	13.68	13.68	8.88	4.08	0	0	0
14	Training to E.V.s (EGS Pry)	0.021	119.994	16.968	16.968	16.968	15.918	14.868	13.818	12.768	11.718
15	Training to E.V.s (EGS UP)	0.021	24.024	16.968	2.394	2.394	1.554	0.714	0	0	0
16	Other Expenditure for children in EGS Pry EGS Pry	0.004	650.4	28	111.2	115.2	103.2	91.2	79.2	67.2	55.2
17	Other Expenditure for children in EGS UP	0.004	31.44	3.5	7.98	9.98	7.58	2.4	0	0	0
	TOTAL		4579.95	189.809	662.299	657.349	638.419	597.989	600.635	617.06	616.385

Girls' Education
Scheduling of Financial Targets to be Achieved

Sl. No	Name of the Intervention	Unit Cost	Total Fina	Fina	Fina	Fina	Fina	Fina	Fina	Fina	Fina
				2002-03	2003-04	2004-05	2005-06	2006-07	2007-08	2008-09	2009-10
1	Training to MTA members (50 members; 1 day)	0.015	3	0	0	0	0	1.5	0	0	1.5
2	Training to lady PRI member, MTA, Women groups (50 membres 1 day)	0.015	13.68	1.71	1.71	1.71	1.71	1.71	1.71	1.71	1.71
3	Meeting of lady VEC Presidents	0.05	0	0	0	0	0	0	0	0	0
4	Women convention at Block Level (100 members)	0.05	3.6	0.45	0.45	0.45	0.45	0.45	0.45	0.45	0.45
5	Maa Jhia Meia (2 days)	0.03	0	0	0	0	0	0	0	0	0
6	Seminars on Girls Education (2 days) (40 members)	0.15	2.4	0.3	0.3	0.3	0.3	0.3	0.3	0.3	0.3
7	Special coaching camps for girls (1 month, 40 girls)	0.1	7.2	0.9	0.9	0.9	0.9	0.9	0.9	0.9	0.9
8	Sahayikas and Escort Mothers' remuneration (per year) selected GPs	0.096	11.52	1.44	1.44	1.44	1.44	1.44	1.44	1.44	1.44
9	Maatru Samillani at GP Level.	0.015	15.6	3.45	0.45	1.95	3.45	0.45	1.95	3.45	0.45
10	Observation of Gini child week at selected CRCs	0.03	12	1.5	1.5	1.5	1.5	1.5	1.5	1.5	1.5
11	Awards to schools showing improvement in Girl Retention (per GP)	0.05	8	1	1	1	1	1	1	1	1
12	Empowerment of SHGs	0.05	15	2.5	1.5	2	2.5	1	2	2.5	1
13	Health Education to MTA and adolescent girls.	0.05	8	1	1	1	1	1	1	1	1
14	Gender awareness programmes, literature and success stories.	0.15	6	0.75	0.75	0.75	0.75	0.75	0.75	0.75	0.75
16	Improvement of class room culture.	0.25	0	0	0	0	0	0	0	0	0
17	Innovative projects for Urban Area Slum Area Girls and difficult rural pockets.	5	0	0	0	0	0	0	0	0	0
TOTAL			106.000	15.000	11.000	13.000	15.000	12.000	13.000	15.000	12.000

SC/ ST Education
Scheduling of Physical Targets to be Achieved

Sl. No	Name of the Intervention	Unit Cost	Total Phy	Phy	Phy	Phy	Phy	Phy	Phy	Phy	Phy
				2002-03	2003-04	2004-05	2005-06	2006-07	2007-08	2008-09	2009-10
1	Community leaders and Opinion makers meeting in selected Tribal/ SC dominated Gram Panchayats	0.025	240	30	30	30	30	30	30	30	30
2	Engagement of SC Activities in Educationally Backward GPs per norm.	0.06	624	78	78	78	78	78	78	78	78
3	Teachers Requiring Attitudinal Training	0.112	80	10	10	10	10	10	10	10	10
4	Areas of Language Mapping Surveys per Block	0.6	5			1	1	1	1		1
5	Identification of Schools with language Understanding problem with members	0.025	80	10	10	10	10	10	10	10	10
6	Collection of Folklore	1	8	1	1	1	1	1	1	1	1
7	Training to SC volunteers and activists (2 days) and Sahelias	0.05	75	5	5	8	8	28	8	5	8
8	Orientation program for CRCCs with higher concentration of deprived SC/ STs at GP level	0.025	24	3	3	3	3	3	3	3	3
9	Dissemination of DISE report on language problems in Schools (per GP)	0.025	330	30	30	40	40	30	40	30	40
10	Research work on specific issues	0.300	24	3	3	3	3	3	3	3	3
11	SC people convention	0.025	72	9	9	9	9	9	9	9	9
12	Material development and dissemination.	1	9	0	1	2	1	2	1	0	2

SC/ ST Education
Scheduling of Financial Targets to be Achieved

Si. No	Name of the Intervention	Unit Cost	Total Fina	Fina	Fina	Fina	Fina	Fina	Fina	Fina	Fina
				2002-03	2003-04	2004-05	2005-06	2006-07	2007-08	2008-09	2009-10
1	Community leaders and Opinion makers meeting in selected Tribal/ SC dominated Gram Panchayats	0.025	6	0.75	0.75	0.75	0.75	0.75	0.75	0.75	0.75
2	Engagement of SC Activities in Educationally Backward GPs per norm	0.06	37.44	4.68	4.68	4.68	4.68	4.68	4.68	4.68	4.68
3	Teachers Requiring Attitudinal Training	0.112	8.96	1.12	1.12	1.12	1.12	1.12	1.12	1.12	1.12
4	Areas of Language Mapping Surveys per Block	0.5	3	0	0	0.5	0.5	0.5	0.5	0	0.5
5	Identification of Schools with language Understanding problem with members	0.025	2	0.25	0.25	0.25	0.25	0.25	0.25	0.25	0.25
6	Collection of Folklore	1	8	1	1	1	1	1	1	1	1
7	Training to SC volunteers and activists (2 days) and Sahelias	0.05	3.75	0.25	0.25	0.4	0.4	0.4	0.4	0.25	0.4
8	Orientation program for CRCCs with higher concentration of deprived SC/ STs at GP level	0.025	0.6	0.075	0.075	0.075	0.075	0.075	0.075	0.075	0.075
9	Dissemination of DISE report on language problems in Schools (per GP)	0.025	8.25	0.75	0.75	1	1	2	1	0.75	1
10	Research work on specific issues	0.3	7.2	0.9	0.9	0.9	0.9	0.9	0.9	0.9	0.9
11	SC people convention	0.025	1.8	0.225	0.225	0.225	0.225	0.225	0.225	0.225	0.225
12	Material development and dissemination.	1	9	0	1	2	1	2	1	0	2
	Total	0	96	10.000	11.000	13.000	12.000	15.000	12.000	10.000	13.000

**Early Child Care and Education
Scheduling of Physical Targets to be Achieved**

Sl. No	Name of the Intervention	Unit Cost	Total Phy	Phy	Phy	Phy	Phy	Phy	Phy	Phy	Phy
				2002-03	2003-04	2004-05	2005-06	2006-07	2007-08	2008-09	2009-10
1	Training of selected Anganwadi Workers on preschool education (3 days)	0.084	20	3	8	8	1				
2	Indepth study on preschool education and health in the District	0.1	13	3	3	3		1	1	1	1
3	Formation and orientation to DEG (ECCE) (40 members, 2days)	0.06	8	1	1	1	1	1	1	1	1
4	Opening of New ECCE Centres (Salary and contingencies)	0.095	1001	51	100	100	150	150	150	150	150
5	Orientation to CDPO/ Supervisors and selected NGOs. (batches)	0.1	24	6	6	7	1	1	1	1	1
6	Toys and learning materials to AWCs/ ECCE.	0.002	861	50	400	361	50				
7	Hand book on preschool to AWWs/ ECCE	0.001	861	50	400	361	50				
8	Meeting of MTAs, lady PRIs and AWWs on Health Education matters at GP Level	0.005	550	100	100	100	50	50	50	50	50
9	Sharing experiences between escort mothers, AWWs, MTAs (at GP Level)	0.005	0	0	0	0	0	0	0	0	0
TOTAL			3338	264	1018	941	303	203	203	203	203

**Early Child Care and Education
Scheduling of Financial Targets to be Achieved**

Sl. No	Name of the Intervention	Unit Cost	Total Fina	2002-03	2003-04	2004-05	2005-06	2006-07	2007-08	2008-09	2009-10
1	Training of selected Anganwadi Workers on preschool education (3 days)	0.084	1.68	0.252	0.672	0.672	0.084	0	0	0	0
2	Indepth study on preschool education and health in the District	0.1	1.3	0.3	0.3	0.3	0	0.1	0.1	0.1	0.1
3	Formation and orientation to DEG (ECCE) (40 members, 2days)	0.06	0.48	0.06	0.06	0.06	0.06	0.06	0.06	0.06	0.06
4	Opening of New ECCE Centres (Salary and contingencies)	0.095	95.095	4.845	9.5	9.5	14.25	14.25	14.25	14.25	14.25
5	Orientation to CDPO/ Supervisors and selected NGOs. (batches)	0.1	2.4	0.6	0.6	0.7	0.1	0.1	0.1	0.1	0.1
6	Toys and learning materials to AWCs/ ECCE.	0.002	1.722	0.1	0.8	0.722	0.1	0	0	0	0
7	Hand book on preschool to AWWs/ ECCE	0.001	0.861	0.05	0.4	0.361	0.05	0	0	0	0
8	Meeting of MTAs, lady PRIs and AWWs on Health Education matters at GP Level	0.005	2.75	0.5	0.5	0.5	0.25	0.25	0.25	0.25	0.25
9	Sharing experiences between escort mothers, AWWs, MTAs (at GP Level)	0.005	0	0	0	0	0	0	0	0	0
	TOTAL		106.288	6.71	12.832	12.815	14.89	14.76	14.76	14.76	14.76

Community Mobilisation and Participation Scheduling of Physical Targets to be Achieved

Sl. No	Name of the Intervention	Unit Cost	Total Phy	Phy	Phy	Phy	Phy	Phy	Phy	Phy	Phy
				2002-03	2003-04	2004-05	2005-06	2006-07	2007-08	2008-09	2009-10
1	Constitution of VECs according to guidelines (presentation of Women and Cocus Deprived Groups) Primary/ Upper Primary	Non Financial									
2	2-days Orientation programmed for VECs (Functions of VECs and community participation rules 2000) Atleast 5 schools to be covered at one time)	0.03	200	25	25	25	25	25	25	25	25
3	MTA, Self Help Group and lady PRI members meeting at GP level (50 members) 1 day	0.015	240	30	30	30	30	30	30	30	30
4	Women Convention at Block Level	0.05	72	9	9	9	9	9	9	9	9
5	Maa Jheea Mela (for a batch of 60 mothers at GP level) 1 day	0.02	72	9	9	9	9	9	9	9	9
6	Gender Sensitisation programs for Teachers, Administrators, CRCC, BRCC, and Community leaders (for a batch of 60 at GP level)	0.02	165				33	33	33	33	33
7	Enrolment Drive in selected villages/ habitations per school	0.005	824	103	103	103	103	103	103	103	103
8	Community sensitisation programmed "NINAD" (per Block)	2	0	0	0	0	0	0	0	0	0
9	Interaction between village and GP core planning Members, Cluster Resource Group (per GP)	0.01	1600	200	200	200	200	200	200	200	200
10	Wall painting in selected schools	0.015	800	100	100	100	100	100	100	100	100
11	Special Interaction Programme between parents of first generation learners and local resource group at cluster level (to facilitate monthly meeting) (80- 100 parents)	0.024	0								
12	Mass campaign like Health Awareness drive, observance of literacy day, Pada, Yatra, Rallies etc. (any 5 in a year) Block/ Cluster level	0.01	1840	230	230	230	230	230	230	230	230
13	Field visit to VEC to other districts to State (10 members groups)	0.3	40	5	5	5	5	5	5	5	5
14	News letter on DPEP Activities	0.0005	8108	1006	1006	1006	1018	1018	1018	1018	1016
15	Materials for education awareness building like poster, pamphlets, booklets etc.	0.2	8	1	1	1	1	1	1	1	1
16	Audio-visual kit for CRC BRC coordinators for community mobilisation	0.2	10				2	2	2	2	

Community Mobilisation and Participation Scheduling of Financial Targets to be Achieved

Sl. No	Name of the Intervention	Unit Cost	Total Fina	Fina	Fina	Fina	Fina	Fina	Fina	Fina	Fina
				2002-03	2003-04	2004-05	2005-06	2006-07	2007-08	2008-09	2009-10
	Constitution of VECs according to guidelines (presentation of Women and Cocus Deprived Groups) Primary/ Upper Primary	Non Financial									
2	2-days Orientation programmed for VECs (Functions of VECs and community participation rules 2000) Atleast 5 schools to be covered at one time)	0.03	6	0.75	0.75	0.75	0.75	0.75	0.75	0.75	0.75
3	MTA, Self Help Group and lady PRI members meeting at GP level (50 members) 1 day	0.015	3.6	0.45	0.45	0.45	0.45	0.45	0.45	0.45	0.45
4	Women Convention at Block Level	0.05	3.6	0.45	0.45	0.45	0.45	0.45	0.45	0.45	0.45
5	Maa Jheea Mela (for a batch of 60 mothers at GP level) 1 day	0.02	1.44	0.18	0.18	0.18	0.18	0.18	0.18	0.18	0.18
6	Gender Sensitisation programs for Teachers, Administrators, CRCC, BRCC, and Community leaders (for a batch of 60 at GP level)	0.02	3.3	0	0	0	0.66	0.66	0.66	0.66	0.66
7	Enrolment Drive in selected villages/ habitations per school	0.005	4.12	0.515	0.515	0.515	0.515	0.515	0.515	0.515	0.515
8	Community sensitisation programmed "NINAD" (per Block)	2	0	0	0	0	0	0	0	0	0
9	interaction between village and GP core planning Members. Cluster Resource Group (per GP)	0.01	16	2	2	2	2	2	2	2	2
10	Wall painting in selected schools	0.015	12	1.5	1.5	1.5	1.5	1.5	1.5	1.5	1.5
11	Special interaction Programme between parents of first generation learners and local resource group at cluster level (to facilitate monthly meeting) (80- 100 parents)	0.024	0	0	0	0	0	0	0	0	0
12	Mass campaign like Health Awareness drive, observance of literacy day, Paga, Yatra, Rallies etc. (any 5 in a year) Block/ Cluster level	0.01	18.4	2.3	2.3	2.3	2.3	2.3	2.3	2.3	2.3
13	Field visit to VEC to other districts to State (10 members groups)	0.3	12	1.5	1.5	1.5	1.5	1.5	1.5	1.5	1.5
14	News letter on DPEP Activities	0.0005	4.054	0.503	0.503	0.503	0.509	0.509	0.509	0.509	0.509
15	Materials for education awareness building like poster pamphlets, booklets etc.	0.2	1.6	0.2	0.2	0.2	0.2	0.2	0.2	0.2	0.2
16	Audio-visual kit for CRC BRC coordinators for community mobilisation	0.2	2	0	0	0	0.4	0.4	0.4	0.4	0.4
	TOTAL		88.114	10.348	10.348	10.348	11.414	11.414	11.414	11.414	11.414

**Planning and Management
Scheduling of Physical Targets to be Achieved**

Sl. No	Name of the Intervention	Unit Cost	Total Phy	Phy	Phy	Phy	Phy	Phy	Phy	Phy	Phy
				2002-03	2003-04	2004-05	2005-06	2006-07	2007-08	2008-09	2009-10
1	Preparation of Annual Work Plan and Budget	0.3	8	1	1	1	1	1	1	1	-
2	Development of GP Educational Profile for Gram Panchayats (3rd)	0.03	165	11	22	22	22	22	22	22	22
3	Micro Planning in selected Educatinally Deprived Areas (per GP)	0.05	265	11	22	22	42	42	42	42	42
4	Orientation in the Planning Process to be Resource Group (per Block)	0.05	117	5	16	16	16	16	16	16	16
5	Preparation of Block Specific Plan	0.05	135	9	18	18	18	18	18	18	18
6	Preparation of Separate Plans for Urban Areas (Slums and Cities) (to be integrated into the District Plan)	0.05	30	2	4	4	4	4	4	4	4
7	Involving VECs, HMs, CRCs, AWW, MTAs in Cluster Level Planning process 13 days in located GPs.	0.03	300	20	40	40	40	40	40	40	40
8	Training to Headmasters Sis and administrative functionaries on management	0.084	75	5	10	10	10	10	10	10	10

Planning and Management
Scheduling of Financial Targets to be Achieved

Sl. No	Name of the Intervention	Unit Cost	Total Fina	Fina	Fina	Fina	Fina	Fina	Fina	Fina	Fina
				2002-03	2003-04	2004-05	2005-06	2006-07	2007-08	2008-09	2009-10
1	Preparation of Annual Work Plan and Budget	0.3	2.4	0.3	0.3	0.3	0.3	0.3	0.3	0.3	0.3
2	Development of GP Educational Profile for Gram Panchayats (3rd)	0.03	4.95	0.33	0.66	0.66	0.66	0.66	0.66	0.66	0.66
3	Micro Planning in selected Educatinally Deprived Areas (per GP)	0.05	13.25	0.55	1.1	1.1	2.1	2.1	2.1	2.1	2.1
4	Orientation in the Planning Process to be Resource Group (per Block)	0.05	5.85	0.25	0.8	0.8	0.8	0.8	0.8	0.8	0.8
5	Preparation of Block Specific Plan	0.05	6.75	0.45	0.9	0.9	0.9	0.9	0.9	0.9	0.9
6	Preparation of Separate Plans for Urban Areas (Slums and Cities) (to be integrated into the District Plan)	0.05	1.5	0.1	0.2	0.2	0.2	0.2	0.2	0.2	0.2
7	Involving VECs, HMs, CRCs, AWW, MTAs in Cluster Level Planning process 13 days in located GPs	0.03	9	0.6	1.2	1.2	1.2	1.2	1.2	1.2	1.2
8	Training to Headmasters Sis and administrative functionaries on management	0.084	6.3	0.42	0.84	0.84	0.84	0.84	0.84	0.84	0.84
Total			50.000	3.000	6.000	6.000	7.000	7.000	7.000	7.000	7.000

Research & Evaluation
Scheduling of Financial Targets to be Achieved

Sl. No	Name of the Intervention	Unit Cost	Total Fina	Fina	Fina	Fina	Fina	Fina	Fina	Fina	Fina
				2002-03	2003-04	2004-05	2005-06	2006-07	2007-08	2008-09	2009-10
1	Academic assessment of students (GP wise)	0.020	4.640	0.580	0.580	0.580	0.580	0.580	0.580	0.580	0.580
2	Capacity development of Research institutes	1.000	7.000	0.000	1.000	1.000	1.000	1.000	1.000	1.000	1.000
3	Baseline Assessment Study (Pry) including end period	0.200	1.800	0.000	1.800	0.000	0.000	0.000	0.000	0.000	0.000
4	Baseline Assessment Study (UP) including end period	0.200	1.800	0.000	1.800	0.000	0.000	0.000	0.000	0.000	0.000
5	Indepth Studies (subjects)	0.100	3.500	0.000	0.500	0.500	0.500	0.500	0.500	0.500	0.500
6	DRG training on Action Research Projects (3 days) at district	0.080	0.640	0.080	0.080	0.080	0.080	0.080	0.080	0.080	0.080
8	Diagnostic Study For teachers (Pry) per Block	0.100	4.000	0.500	0.500	0.500	0.500	0.500	0.500	0.500	0.500
9	Diagnostic Study for Teachers (UP) per Block	0.100	4.000	0.500	0.500	0.500	0.500	0.500	0.500	0.500	0.500
11	Midterm accessment studies (Pry)	0.500	1.000	0.000	0.000	0.000	0.000	1.000	0.000	0.000	0.000
12	Midterm Accessment studies (UP) per Block	0.500	1.000	0.000	0.000	0.000	0.000	1.000	0.000	0.000	0.000
13	Comparative academic study between Pry. & EGS	0.300	2.100	0.000	0.300	0.300	0.300	0.300	0.300	0.300	0.300
14	Evaluate studies for project	1.000	8.000	1.000	1.000	1.000	1.000	1.000	1.000	1.000	1.000
15	Sharing of Research times	0.500	12.000	1.000	1.000	1.000	2.000	2.000	2.000	2.000	1.000
16	Conduct of Action Research in selected schools	0.020	2.800	0.000	0.400	0.400	0.400	0.400	0.400	0.400	0.400
17	Training of Teachers on Action Research (5 days)	0.140	1.120	0.140	0.140	0.140	0.140	0.140	0.140	0.140	0.140
	Total		55.400	3.800	9.600	6.000	7.000	9.000	7.000	7.000	6.000

**Computer Education
Scheduling of Physical Targets to be Achieved**

Sl. No	Name of the Intervention	Unit Cost	Total Fina	2002-03	2003-04	2004-05	2005-06	2006-07	2007-08	2008-09	2009-10
1	Computer equipment to selected Schools	1	82	10	15	11	8	8	10	10	10
	Total		82	10.000	15.000	11.000	8.000	8.000	10.000	10.000	10.000

**Computer Education
Scheduling of Physical Targets to be Achieved**

Sl. No	Name of the Intervention	Unit Cost	Total Phy	2002-03	2003-04	2004-05	2005-06	2006-07	2007-08	2008-09	2009-10
1	Computer equipment to selected Schools	1	82	10	15	11	8	8	10	10	10

**Management Information System
Scheduling of Physical Targets to be Achieved**

Sl. No	Name of the Intervention	Unit Cost	Total Phy	Phy	Phy	Phy	Phy	Phy	Phy	Phy	Phy
				2002-03	2003-04	2004-05	2005-06	2006-07	2007-08	2008-09	2009-10
1	MIS Equipment to the cell including softwares and training	2	2	1	1	0	0	0	0	0	0
2	AC to MIS	0.4	1		1	0	0	0	0	0	0
3	Strengthening information system of DPO	1	1	0	1	0	0	0	0	0	0
4	Training to District Level Officers/MIS personnels	0.28	30		0	5	5	5	5	5	5
5	Furniture for MIS Room	0.15	1	1	0	0	0	0	0	0	0
6	DISE for Primary and Upper Primary Schools (including EGS)	0.0015	23657	1838	3117	3117	3117	3117	3117	3117	3117
7	Sharing Workshop and Dissemination of DISE	0.1000	31	2	2	2	5	5	5	5	5
8	Telephone Charges for Communication	0.2000	7		1	1	1	1	1	1	1
9	MIS Consumables	0.2500	8	1	1	1	1	1	1	1	1
10	Maintenance and Contingencies	0.2500	8	1	1	1	1	1	1	1	1
11	Anusandhan study COHORT and child Tracking (for 9 years)	0.0015	23657	1838	3117	3117	3117	3117	3117	3117	3117
12	Computerisation of child data/cohort data in outside	2.0000	3		1			1	0	1	0
13	Office Automation system	3.0000	1			1	0	0	0	0	0
14	Geographical information system	3.0000	1		1			0	0	0	0

**Management Information System
Scheduling of Financial Targets to be Achieved**

Sl. No	Name of the Intervention	Unit Cost	Total Fina	Fina	Fina	Fina	Fina	Fina	Fina	Fina	Fina
				2002-03	2003-04	2004-05	2005-06	2006-07	2007-08	2008-09	2009-10
1	MIS Equipment to the cell including softwares and training	2.000	4.000	2.000	2.000	0.000	0.000	0.000	0.000	0.000	0.000
2	AC to MIS	0.400	0.400	0.000	0.400	0.000	0.000	0.000	0.000	0.000	0.000
3	Strengthening information system of DPO	1.000	1.000	0.000	1.000	0.000	0.000	0.000	0.000	0.000	0.000
4	Training to District Level Officers/MIS personnels	0.280	8.400	0.000	0.000	1.400	1.400	1.400	1.400	1.400	1.400
5	Furniture for MIS Room	0.150	0.150	0.150	0.000	0.000	0.000	0.000	0.000	0.000	0.000
6	DISE for Primary and Upper Primary Schools (including EGS)	0.002	35.486	2.757	4.676	4.676	4.676	4.676	4.676	4.676	4.676
7	Sharing Workshop and Dissemination of DISE	0.100	3.100	0.200	0.200	0.200	0.500	0.500	0.500	0.500	0.500
8	Telephone Charges for Communication	0.200	1.400	0.000	0.200	0.200	0.200	0.200	0.200	0.200	0.200
9	MIS Consumables	0.250	2.000	0.250	0.250	0.250	0.250	0.250	0.250	0.250	0.250
10	Maintenance and Contingencies	0.250	2.000	0.250	0.250	0.250	0.250	0.250	0.250	0.250	0.250
11	Anusandhan study COHORT and child Tracking (for 9 years)	0.002	35.486	2.757	4.676	4.676	4.676	4.676	4.676	4.676	4.676
12	Computerisation of child data/cohort data in outside	2.000	6.000	0.000	2.000	0.000	0.000	2.000	0.000	2.000	0.000
13	Office Automation system	3.000	3.000	0.000	0.000	3.000	0.000	0.000	0.000	0.000	0.000
14	Geographical information system	3.000	3.000	0.000	3.000	0.000	0.000	0.000	0.000	0.000	0.000
Total			105.421	8.364	18.651	14.651	11.951	13.951	11.951	13.951	11.951

**Minor Repair & Maintenance
Scheduling of Physical Targets to be Achieved**

Sl. No	Name of the Intervention	Unit Cost	Total Phy	Phy	Phy	Phy	Phy	Phy	Phy	Phy	Phy
				2002-03	2003-04	2004-05	2005-06	2006-07	2007-08	2008-09	2009-10
1	Minor repair and maintenance of Primay & Upper Primary Schools.	0.05	18361	2157	2157	2157	2378	2378	2378	2378	2378

Minor Repair & Maintenance
Scheduling of Physical Targets to be Achieved

Sl. No	Name of the Intervention	Unit Cost	Total Fina	Fina	Fina	Fina	Fina	Fina	Fina	Fina	Fina
				2002-03	2003-04	2004-05	2005-06	2006-07	2007-08	2008-09	2009-10
	Minor repair and maintenance of Primary & Upper Primary Schools	0.05	918.05	107.85	107.85	107.85	118.9	118.9	118.9	118.9	118.9
	Total			107.850	107.850	107.850	118.900	118.900	118.900	118.900	118.900

Chapter - VI

BUDGET SUMMARY

Intervention wise Budget Estimates for 2002-2003 under SSA

District: Kendrapara

Sl. No.	Intervention Name	Financial Outlay in Lakh	Remarks
1	Project Management Cost (4%)	20.240	2.56%
2	Civil Work (33%)	185.990	23.55%
3	Pedagogical Improvement	201.740	25.55%
4	Access for Deprived children	189.809	24.04%
5	Research & Evaluation	3.800	0.48%
6	Planning & Management	3.000	0.38%
7	Management Information System	8.364	1.06%
8	Community Mobilisation & Participation	10.348	1.31%
9	Girls Education	15.000	1.90%
10	ST/SC Education	10.000	1.27%
11	ECCE	6.707	0.85%
12	Computer Education	10.000	1.27%
13	Integrated Education for Disabled Children	16.753	2.12%
14	Minor Repair & Maintenance	107.850	13.66%
	TOTAL	789.601	100.00%

PROPOSAL BUDGET PLAN UNDER SSA FOR THE YEAR 2002-03
DISTRICT : KENDAPARA

(Rs. in Lakhs)

Sl. No	Name of the Intervention	Unit Cost	Physical Target in 2002-03	Financial Outlay	Implementation Period	Remarks
Intervention : Project Management						
1	Salary for D.P.O/ DPC	0.200	12	2.400		
2	Salary for Co-ordinator. Civil Work	0.150	0	0.000		
3	Salary for Co-ordinator. Pedagogy	0.150	12	1.800		
4	Salary for Co-ordinator. Planing & MIS	0.150	12	1.800		
5	Salary for Co-ordinator. Media & IED	0.150	0	0.000		
6	Salary for Junior Engineer, Civil work	0.110	12	1.320		
7	Sr. Programme Asst.	0.090	12	1.080		
8	Junior Programme Asst.	0.080	0	0.000		
9	Miscellaneous Contingency for D.P.O	0.100	6	0.600		
10	Cosumables	0.500	6	3.000		
11	T.A & D.A for staff of D.P.O	0.200	6	1.200		
12	Hiring Cost of Vehile and POL Charges for three Vehicles	0.200	6	1.200		
13	Purchase & Installation of Fax (one time)	0.250	1	0.250		
14	Installation of Phone for D.P.O	0.010	1	0.010		
15	Telephone & Fax Charges	0.100	6	0.600		
16	Equipments for D.P.O	1.000	1	1.000		
17	Furniture for D.P.O	1.000	1	1.000		
18	Rent of Hired Building. Elect. Charges & Water Charges for D.P.O	0.250	6	1.500		
19	Books, Journal & periodicals for D.P.O	0.010	12	0.120		
20	Salary Data entry operator	0.080	12	0.960		
21	Salary for Contigent Peon	0.040	10	0.400		
TOTAL				20.240		

PROPOSAL BUDGET PLAN UNDER SSA FOR THE YEAR 2002-03

DISTRICT : KENDAPARA

(Rs. in Lakhs)

Sl. No	Name of the Intervention	Unit Cost	Physical Target in 2002-03	Financial Outlay	Implementation Period	Remarks
Intervention : Civil Works						
1	Building to buildingless Schools (Primary)	3.000	17	51.000		
2	Building to buildingless Schools (Upper Primary)	4.500	5	22.500		
3	Addl. Classrooms for Existing Schools (Primary)	1.500	8	12.000		
4	Addl. Classrooms for Existing Schools (Upper Primary)	1.500	5	7.500		
5	A Room for Head Master in UP Schools	1.000	14	14.000		
6	CRC Building	2.000	20	40.000		
7	BRC Building	6.000	4	24.000		
8	MIS Room	2.000	1	2.000		
9	Tubewell for Schools	0.300	10	3.000		
10	Toilets for Schools	0.200	40	8.000		
11	Electrification of BRC, CRC and selected Schools.	0.050	32	1.600		
12	Childfriendly elements (sliders)	0.030	13	0.390		
TOTAL			169	185.990		

PROPOSAL BUDGET PLAN UNDER SSA FOR THE YEAR 2002-03
DISTRICT : KENDAPARA

(Rs. in Lakhs)

Sl. No	Name of the Intervention	Unit Cost	Physical Target in 2002-03	Financial Outlay	Implementation Period	Remarks
Intervention : Pedagogical Improvement						
1	7 days inservice training to all teachers @ Rs.70 per day	0.005	1000	4.900		
2	60 days training to untrained teachers @ Rs.70 per day.	0.042	25	1.050		
3	School Improvement Grant to Pry. & UP Schools	0.020	2157	43.140		
4	Free textbooks to SC, ST and girls	0.001	152650	152.650		
TOTAL				201.740		

PROPOSAL BUDGET PLAN UNDER SSA FOR THE YEAR 2002-03
DISTRICT : KENDAPARA

(Rs. in Lakhs)

Sl. No	Name of the Intervention	Unit Cost	Physical Target in 2002-03	Financial Outlay	Implementation Period	Remarks
Intervention : Access for Deprived Children (Out of Schools)						
1	Remedial coaching centres for probable drop outs and for children with low level of learning (Pry & UP) (non res) 40 members and 2 months.	0.005	163	0.815		
2	Bridge Course for Children of Migrant Families @ Rs.3000/- per Child per year for 6 months.	0.015	50	0.750		
3	Salary to New Primary School Teachers (2 teachers per school)	0.204	14	2.856		
4	Salary of additional teacher for existing Primary schools	0.204	228	46.512		
5	Salary of additional teacher for Upper Pry schools	0.240	31	7.440		
6	Remuneration to E.V.s in EGS Pry	0.120	500	60.000		
7	Remuneration to E.V.s in EGS UP	0.120	50	6.000		
8	Training to E.V.s (EGS Pry)	0.021	808	16.968		
9	Training to E.V.s (EGS UP)	0.021	808	16.968		
10	Other Expenditure for children in EGS Pry	0.004	7000	28.000		
11	Other Expenditure for children in EGS UP	0.004	875	3.500		
Total				189.809		

PROPOSAL BUDGET PLAN UNDER SSA FOR THE YEAR 2002-03
DISTRICT : KENDAPARA

(Rs. in Lakhs)

Sl. No	Name of the Intervention	Unit Cost	Physical Target in 2002-03	Financial Outlay	Implementation Period	Remarks
Intervention : Research & Evaluation						
1	Academic assessment of students (GP wise)	0.020	29	0.580		
2	DRG training on Action Research Projects (3 days) at district	0.080	1	0.080		
3	Diagnostic Study for teachers (UP) per Block	0.100	5	0.500		
4	Diagnostic Study for Teachers (UP) per Block	0.100	5	0.500		
5	Evaluate studies for project	1.000	1	1.000		
6	Sharing of Research times	0.500	2	1.000		
7	Training of Teachers on Action Research (5 days)	0.140	1	0.140		
Total				3.800		

PROPOSAL BUDGET PLAN UNDER SSA FOR THE YEAR 2002-03
DISTRICT : KENDAPARA

(Rs. in Lakhs)

Sl. No	Name of the Intervention	Unit Cost	Physical Target in 2002-03	Financial Outlay	Implementation Period	Remarks
Intervention : Planning and Management						
1	Preparation of Annual Work Plan and Budget	0.300	1	0.300		
2	Development of GP Educational Profile for Gram Panchayats (3rd)	0.030	11	0.330		
3	Micro Planning in selected Educatinally Deprived Areas (per GP)	0.050	11	0.550		
4	Orientation in the Planning Process to be Resource Group (per Block)	0.050	5	0.250		
5	Preparation of Block Specific Plan	0.050	9	0.450		
6	Preparation of Separate Plans for Urban Areas (Slums and Cities) (to be integrated into the District Plan)	0.050	2	0.100		
7	Involving VECs, HMs, CRCs, AWW, MTAs in Cluster Level Planning process 13 days in located GPs.	0.030	20	0.600		
8	Training to Headmasters Sis and administrative functionaries on management	0.084	5	0.420		
	Total			3.000		

PROPOSAL BUDGET PLAN UNDER SSA FOR THE YEAR 2002-03
DISTRICT : KENDAPARA

(Rs. in Lakhs)

Sl. No	Name of the Intervention	Unit Cost	Physical Target in 2002-03	Financial Outlay	Implementation Period	Remarks
Intervention : Management Information System						
1	MIS Equipment to the cell including softwares and training	2.000	1	2.000		
2	Furniture for MIS Room	0.150	1	0.150		
3	DISE for Primary and Upper Primary Schools (including EGS)	0.002	1838	2.757		
4	Sharing Workshop and Dissemination of DISE	0.100	2	0.200		
5	MIS Consumables	0.250	1	0.250		
6	Maintenance and Contingencies	0.250	1	0.250		
7	Anusandhan study COHORT and child Tracking (for 9 years)	0.002	1838	2.757		
Total				8.364		

PROPOSAL BUDGET PLAN UNDER SSA FOR THE YEAR 2002-03
DISTRICT : KENDAPARA

(Rs. in Lakhs)

Sl. No	Name of the Intervention	Unit Cost	Physical Target In 2002-03	Financial Outlay	Implementation Period	Remarks
Intervention : Community Mobilisation and Participation						
1	2-days Orientation programmed for VECs (Functions of VECs and community participation rules 2000) Atleast 5 schools to be covered at one time)	0.030	25	0.750		
2	MTA, Self Help Group and lady PRI members meeting at GP level (50 members) 1 day	0.015	30	0.450		
3	Women Convention at Block Level	0.050	9	0.450		
4	Maa Jheea Meela (for a batch of 60 mothers at GP level) 1 day	0.020	9	0.180		
5	Enrolment Drive in selected villages/ habitations per school	0.005	103	0.515		
6	Interaction between village and GP core planning Members, Cluster Resource Group (per GP)	0.010	200	2.000		
7	Wall painting in selected schools	0.015	100	1.500		
8	Mass campaign like Health Awareness drive, observance of literacy day, Pada, Yatra, Rallies etc. (any 5 in a year) Block/ Cluster level	0.010	230	2.300		
9	Field visit to VEC to other districts to State (10 members groups)	0.300	5	1.500		
10	News letter on DPEP Activities	0.001	1006	0.503		
11	Materials for education awareness building like poster, pamphlets, booklets etc.	0.200	1	0.200		
Total				10.348		

PROPOSAL BUDGET PLAN UNDER SSA FOR THE YEAR 2002-03
DISTRICT : KENDAPARA

(Rs. in Lakhs)

Sl. No	Name of the Intervention	Unit Cost	Physical Target in 2002-03	Financial Outlay	Implementation Period	Remarks
Intervention : Girls Education						
1	Training to lady PRI member, MTA, Women groups (50 membres 1 day)	0.015	114	1.710		
2	Women convention at Block Level (100 members)	0.050	9	0.450		
3	Seminars on Girls Education (2 days) (40 members)	0.150	2	0.300		
4	Special coaching camps for girls (1 month, 40 girls)	0.100	9	0.900		
5	Sahayikas and Escort Mothers' remuneration (per year) selected GPs	0.096	15	1.440		
6	Maatru Samillani at GP Level.	0.015	230	3.450		
7	Observation of Girl child week at selected CRCs	0.030	50	1.500		
8	Awards to schools showing improvement in Girl Retention (per GP)	0.050	20	1.000		
9	Empowerment of SHGs	0.050	50	2.500		
10	Health Education to MTA and adolescent girls.	0.050	20	1.000		
11	Gender awareness programmes, literature and success stories.	0.150	5	0.750		
	Total			15.000		

PROPOSAL BUDGET PLAN UNDER SSA FOR THE YEAR 2002-03
DISTRICT : KENDAPARA

(Rs. in Lakhs)

Sl. No.	Name of the Intervention	Unit Cost	Physical Target in 2002-03	Financial Outlay	Implementation Period	Remarks
Intervention : SC/ST Education						
1	Community leaders and Opinion makers meeting in selected Tribal/ SC dominated Gram Panchayats	0.025	30	0.750		
2	Engagement of SC Activities in Educationally Backward GPs per norm	0.060	78	4.680		
3	Teachers Requiring Attitudinal Training	0.112	10	1.120		
4	Identification of Schools with language Understanding problem with members	0.025	10	0.250		
5	Collection of Folklore	1.000	1	1.000		
6	Training to SC volunteers and activists (2 days) and Sahelias	0.050	5	0.250		
7	Orientation program for CRCCs with higher concentration of deprived SC/ STs at GP level	0.025	3	0.075		
8	Dissemination of DISE report on language problems in Schools (per GP)	0.025	30	0.750		
9	Research work on specific issues	0.300	3	0.900		
10	SC people convention	0.025	9	0.225		
	Total			10.000		

PROPOSAL BUDGET PLAN UNDER SSA FOR THE YEAR 2002-03
DISTRICT : KENDAPARA

(Rs. in Lakhs)

Sl. No	Name of the Intervention	Unit Cost	Physical Target in 2002-03	Financial Outlay	Implementation Period	Remarks
Intervention : ECCE						
1	Training of selected Anganwadi Workers on preschool education (3 days)	0.084	3	0.252		
2	In-depth study on preschool education and health in the District	0.100	3	0.300		
3	Formation and orientation to DEG (ECCE) (40 members, 2days)	0.060	1	0.060		
4	Opening of New ECCE Centres (Salary and contingencies)	0.095	51	4.845		
5	Orientation to CDPO/ Supervisors and selected NGOs. (batches)	0.100	6	0.600		
6	Toys and learning materials to AWCs/ ECCE.	0.002	50	0.100		
7	Hand book on preschool to AWWs/ ECCE	0.001	50	0.050		
3	Meeting of MTAs, lady PRIs and AWWs on Health Education matters at GP Level	0.005	100	0.500		
3	Sharing experiences between escort mothers, AWWs, MTAs (at GP Level)	0.005	0	0.000		
Total				6.707		

PROPOSAL BUDGET PLAN UNDER SSA FOR THE YEAR 2002-03
DISTRICT : KENDAPARA

(Rs. in Lakhs)

Sl. No	Name of the intervention	Unit Cost	Physical Target in 2002-03	Financial Outlay	Implementation Period	Remarks
Intervention : Computer Education						
1	Computer equipment to selected Schools	1.000	10	10.000		
Total				10.000		

PROPOSAL BUDGET PLAN UNDER SSA FOR THE YEAR 2002-03
DISTRICT : KENDAPARA

(Rs. in Lakhs)

Sl. No	Name of the Intervention	Unit Cost	Physical Target in 2002-03	Financial Outlay	Implementation Period	Remarks
Intervention : Integrated Education for Disabled						
1	Medical assessment along with fitment camp	0.065	3	0.195		
2	Distribution of Aids & Appliances	0.038	3	0.114		
3	Theme based camps on IED	0.052	15	0.780		
4	On day parents Counselling Programmes	0.024	15	0.360		
5	DRG Meeting	0.006	4	0.024		
6	BRG Meeting	0.005	4	0.020		
7	5-day teachers Training on IED	0.105	10	1.050		
8	2-days Orientation to District & Block level officers	0.065	3	0.195		
9	3-days Pre-Integration camp for Disabled Children	0.045	20	0.900		
10	Speech Training to H.I Children	0.003		0.000		
11	celebration of International Day for the Disabled	0.220	2	0.440		
12	3-days Training to all the AWW.	0.085	1	0.085		
13	Escort Allowance	0.008	500	3.750		
14	Supply of Books & Stationary	0.004	100	0.400		
15	Resource Room at Cluster Level	0.750	5	3.750		
16	Strengthening of Resource Centre	0.250	5	1.250		
17	Engagement of Special teachers in the Schools with more than 10 children	0.015	10	0.150		
18	Installation of ear-mould Laboratory	0.100	1	0.100		
19	Strengthening the District Resource Centre	0.500	1	0.500		
20	Orientation to DIET faculty	0.200	1	0.200		
21	7-days Materials Development on IED	0.350	2	0.700		
22	Surgical Camp for O.I Children	0.180	2	0.360		
23	Construction of Ramps, Hand Rails & Special Toilet.	0.020	25	0.500		
24	Handbook to Primary School Teachers	0.001	405	0.405		
25	Surgical camps for V.I Children	0.005	30	0.150		
26	One-day Parents Training on IED	0.025	15	0.375		

DISTRICT : KENDAPARA

(Rs. in Lakhs)

Total	16.753
-------	--------

PROPOSAL BUDGET PLAN UNDER SSA FOR THE YEAR 2002-03
DISTRICT : KENDAPARA

(Rs. in Lakhs)

Sl. No	Name of the intervention	Unit Cost	Physical Target in 2002-03	Financial Outlay	Implementation Period	Remarks
Intervention : Repair & Maintenance						
	Minor repair and maintenance of Primary & Upper Primary Schools.	0.050	2157	107.850		
	Total			107.850		

Role of NGOs in Kendrapara District

In a democratic set-up Government have been under taking various benevolent activities for the people other than general administration with the maintenance of law and order in the district. Since the days of independence public activities have taken a term towards the better upliftment of livelihood of common mass. As the state is under the development stage various non-government organisations have come forward to take appropriate measure to cooperate with the government under rules and regulations, to work for the benefit of the common people with a dream to enrich the people in various aspects of life. The NGOs through their workers get a first hand chances to be with the common people intimately and understand the exact the deficiencies and locate the problems behind the destitutes. They also limeout the hidden efficiencies and utilise them for the national benefit. Their services touch the wild-lives – birds and animals as well and the totality of the environment. On the above aspects the NGOs in Kendrapara District play vital roles.

Though there are a good numbers of NGOs in Kendrapara District the names of Jyotirmayee Mahila Samiti, Natures Club, Rural Development Society, JanaSeva Parisad, Banadurga Yuba Parisad, Centre for Upliftment of Lower Incomers(CULI), Joy Bharat Sathi Samaj, Gram Utthan, Cuttack Zilla Harijan Adivasi Seva Sanskar Jojana stand ahead. The role of Jyotirmayee Mahila Samiti, Rural Development Society, Janaseva Parisad, Centre for

Annexure - I**LIST OF NGOs IN KENDRAPARA DISTRICT**

Sl. NO	Name & Address of the NGO	Area of Operation (Block)
1	Jyotirmayee Mahila Samiti At- Gualsingh, Po- Thakurpatana	Kendrapara
2	Gram Utthan At/ Po- Pimpuri Rajkanika	Rajkanika
3	Bana Durga Yuba Parishad At- Pradhanpatikira Po- Kusunpur, Kendrapara	Garadpur
4	Dr. Ambedkar Harijan Adivasi Seba Sangha At- Nantar, Mahakalapada	Mahakalapada
5	Palliunnayan Yuba Seva Sangha At- Sanamangarajpur, Po- Dhola, Kendrapara	Kendrapara
6	Rajiv Gandhi Memorial Development Society At- Keyarbanka, Mahakalapada	Mahakalapada
7	Baliyan Yuba Parisada At- Jasuapalli	Mahakalapada
8	Action for Protection of Wild Animal At- Hatpatana, Po- Kadalibana, Kendrapara	Pattamundai
9	CULI At/ Po- Chaudakulat.	Pattamundai
10	RDS, At- Kalatunga, Po- Suniti, Mahakalapada	Mahakalapada
11	Jaya Bharati Sathi Samaj At- Bharati Bihar, Po- Sabalanga, Kanipada	Derabish
12	PRAYAS At- Dumuka. Po- Derabish	Derabish
13	VARAT At- Baulakani,	Mahakalapada

14	Cuttack Zilla Harijan Adivasi Seva Sanskat Yojana At Chhata, Po- Chatara Chakada	Derabish
15	PARR, At- Pakhod, Garadpur	Garadpur
16	AGUP, At/Po Koro	Kendrapara
17	Jana Seva Parishad At/ Po Kendrapara	Kendrapara
18	Bana Durga Sanskrutika Parishad At/ Po Nikirai	Derabish
19	Mother Teresa Sevashram At- Kaumiadiha, Nikirai	Kendrapara
20	Demal Laxmi Baraha Youth Club At/ Po- Aul	Aul
21	SOBHA, At Bharatpur, Kendrapara	Kendrapara
22	Hara Parbati Yubak Sangha At Hatabanapur Po- Chakroda, Kendrapara	Derabish
23	Gopinath Yubak Sangha C/o- Jyotirmayee Mahila Samiti. At- Gualsingh, Po- Thakurpatana	Rajkanika & Rajnagar

LIST OF CLUSTER RESOURCE CENTRE

Aul Block:

1. Sitalleswar Primary School
2. B.S.I.P Primary School
3. Bhuinpur Primary School
4. Nial Gauda Patara Primary School
5. Giribandha Primary School
6. Chandigari Primary School
7. Mahu Primary School
8. Badambila Primary School
9. Gopa Primary School
10. Singiri Primary School
11. Batipada Primary School
12. Kanarpur Primary School
13. Sahira Primary School
14. Thakurpatana Primary School
15. Gobindpur Primary School
16. Eradang Primary School
17. Maharakul Primary School

Derabish Block:

1. Indalo Primary School
2. Danpur Primary School
3. Aripada Primary School
4. Bankimundai Primary School
5. Adhanga Primary School
6. Tilanga Primary School
7. Nilakanthapur Primary School
8. Dumukahat Primary School
9. Laxminarayanpur Primary School
10. Bhagabati Primary School
11. Netua Primary School
12. Santhapura Primary School
13. Amrutmanohi Patana Primary School
14. Gopaljety Patana Primary School

15. Thakupatana Primary School
16. Jamara Barimul Upper Primary School
17. Jugajyoti Upper Primary School

Garadpur Block:

1. Korua Kanchilo Primary School
2. Bhadakamal Primary School
3. Gajipur Primary School
4. Chanpu Primary School
5. Nadiabarai Primary School
6. Pundalo Primary School
7. Andhalo Primary School
8. Garadpur Upper Primary School
9. Pakhod Upper Primary School
10. Patkura Upper Primary School
11. Bedari Upper Primary School
12. Bishnupriya Primary School
13. Naganpur Primary School
14. Pradhan Patikira Upper Primary School
15. B. Maidipur Primary School
16. Chakradharpur Upper Primary School
17. Kharisan Primary School

Kendrapara Block:

1. Deypur Primary School
2. Baligotha Primary School
3. Gulnagar Primary School
4. Trilochanpur Primary School
5. Gateswar Primary School
6. Sobala Primary School
7. Balia Primary School
8. Chakroda Primary School
9. Mehendipur Primary School
10. Tunupur Primary School
11. Dhola Primary School
12. Indupur Primary School

- a-y
13. Nikirai Primary School
 14. Ghagara Primary School
 15. Tamal Primary School
 16. Kakat Primary School
 17. Ajodhyanagar Primary School

Pattamundai Block:

1. Baktarpur Primary School
2. Balipada Primary School
3. Sasan Primary School
4. Damarpur Primary School
5. Chhadeya Primary School
6. Pokhariapada Primary School
7. Oupada Primary School
8. Gunthi Primary School
9. Khadiana Primary School
10. Amrutamanohi Primary School
11. Balipatana Primary School
12. Kulasahi Primary School
13. Badamulubasanta Primary School
14. Badapada Primary School
15. Chandannagar Primary School
16. Aradapalli Primary School
17. Narasinghapur Primary School

Marshaghai Block:

1. Marshaghai Centre Primary School
2. Giranga Upper Primary School
3. Garajanga Primary School
4. Sasanipada Upper Primary School
5. Antei Upper Primary School
6. Manikunda Primary School
7. Kasoti Primary School
8. Kuhudi Upper Primary School
9. Furutunga Primary School
10. Surendra Bidyapitha (Upper Primary School, Rankal)

290

11. Bapuji Bidyapitha (Upper Primary School, Buchharat)
12. Jamapada Upper Primary School
13. Karilopatana Primary School
14. Nankar Primary School
15. Ayatpur Upper Primary School
16. Kapilamuni Upper Primary School, Pinkirali
17. Akhua Abhayapur Upper Primary School

Mahakalapada Block:

1. Nigamananda Upper Primary School, Mahakalapada
2. Rajagarh Primary School
3. Deulipada Primary School
4. Bajra mahakali Upper Primary School, Dahimachha
5. Nigam Upper Primary School, M.G Khamar
6. Patolipanka Upper Primary School
7. Narayan Upper Primary School, Tikarpanga
8. Teragaon Upper Primary School
9. Jadupur Upper Primary School
10. Bijayanagar Primary School
11. Nilakantheswar Upper Primary School, Posei
12. Agni Kumari Upper Primary School, Badihi
13. Kunja Bihari Upper Primary School, Tarapada
14. Kula Lanjuda Primary School
15. Barakanda Chhedakani Upper Primary School
16. Ramnagar Primary School
17. Santimayee Upper Primary School, Baradanga

Rajkanika Block:

1. S. N Primary School, Kantapada
2. Achyutpur Primary School
3. Chhederh Primary School
4. L.B Primary School, Barudiha
5. Madhupada Primary School
6. Madarangapata Primary School
7. Jayanagar Primary School
8. Baratani Primary School

9. Gariya Primary School
10. Patrapur Primary School
11. Ayatapur Primary School
12. Kandia Primary School
13. Pegarpada Primary School
14. Hatasahi Primary School
15. Bhamanda Primary School
16. Panasaganda Primary School
17. Deulatarapatana Primary School

Rajanagar Block:

1. Rajanagar Primary School
2. Kurunti Primary School
3. Brahmanasahi Primary School
4. Manapada Primary School
5. Jarimula Primary School
6. Bhitargarh Primary School
7. Keredagarh Primary School
8. Ostia Bandhapatana Primary School
9. Bandhapada Primary School
10. Gosingha Primary School
11. Baarahpur Primary School
12. Okilapal Primary School
13. Hatina Primary School
14. Iswarpur Primary School
15. Dangamal Primary School
16. Falchua Primary School
17. Rangani Primary School

ABBREVIATIONS

AIE	Alternative and Innovative Education
AWC	Anganwadi Centre
AWW	Anganwadi Worker
BDO	Block Development Officer
BRC	Block Resource Co-ordinator
BRP	Block Resource Person
CDPO	Child Development Programme Officer
CMP	Community Mobilisation and Participation
CRCC	Cluster Resource Centre Co-ordinator
DEEP	District Elementary Education Plan
DIET	District Institute of Educational Training
DPEP	District Primary Education Programme
DPO	District Project Officer
DPT	District Planning Team
DRG	District Resource Group
DSWO	District Social Welfare Officer
ECCE	Early Childhood Care and Education
EGS	Education Guarantee Scheme
EV	Education Volunteer
FTB	Free Text Book
GER	Gross Enrollment Ratio
HRD	Human Resource Development
ICDS	Integrated Child Development Scheme
IED	Integrated Education for Disabled
JE	Junior Engineer
MDM	Mid Day Meal
MIS	Management Information System
MT	Master Trainer
MTA	Mother Teacher Association
NAC	Notified Area Council

NCERT	National Council of Education Research and Training
NCLP	National Child Labour Programme
NER	Net Enrollment Ratio
NGO	Non-Govt. Organisation
NPE	National Policy on Education
OPEPA	Orissa Primary Education Programme Authority
PTA	Parent Teacher Association
RWSS	Rural Water Supply and Swerage
SC	Scheduled Caste
SCERT	State Council of Educational Research and Training
SEN	Special Educatinal Needs
SEO	Social Education Officer
SIET	State Institute of Educational Training
SME	School and Mass Education
SPO	State Project Officer
SSA	Sarva Shiksha Abhiyan
ST	Scheduled Tribe
STS	Secondary Training School
SUPW	Socially useful and Productive Work
TLE	Teaching Learning Equipment
FLM	Teaching Learning Material
TRW	Tribal and Rural Welfare
UEE	Universalisation of Elementary Education
UGME	Up Graded Middle English
UP	Upper Primary
VEC	Village Education Committee
WEO	Welfare Extension Officer

Upliftment of Lower Incomers in the field of Education is notable. The role of Nature Club in the field of Water and Sanitation is significant.

To achieve the goal of universalisation of primary Education is very important as already half a century has passed from the date of India achieves her independence and yet a good number of her children are illiterate as schooling facilities could not reach at them. Now it is the task of every educated person of the country to look into it and think over the matter with a prospective motion. Hence it is no wonder, that the leading NGOs are to come forward to drive away the darkness of illiteracy and to take a forceful drive to afford schooling to every child of the district in a foot to foot match with the government.

List of Proposed EGS Centres in Kendrapara District

Block- Aul			
Name of the G.P.	Sl.No.	Name of the Habitation	No. of learners
Deymala	1	Badamulasahi	26
	2	Giribandha Balichandrapur	25
Niala	3	Niala	26
	4	Paikasahi	25
	5	Kesharaipur Sasan	27
Mendhapur	6	Rasulpur	26
Balakati	7	Khandiapatna	27
Badambila	8	Gambhana	28
	9	Dasipui	30
Mahu	10	Mahu Kumbharasahi	40
	11	Mahu Talasahi	30
Kolidiha	12	Diniary	26
Arehikana	13	Belasarapur	27
	14	Tareipatna	25
	15	Harijansahi Kumaratunka	25
Chandiagari	16	Baladevjewpatna	26
	17	Khileichandichhak	25
Singiri	18	Mansinghpatna Gokhasahi	25
	19	Aliha Niarisahi	26
	20	Mahasani Baniasahi	27
Manikpatna	21	Manikpatna BaliUpur	28
Patrapur	22	Bharatpur	29
	23	Kantabandha Harijansahi	26
Narendrapur	24	Kawarpur Harijansahi	27
	25	Pandarasila	25
Tunga	26	Tunga Nuagaon	28
Bhuinpur	27	Kalamoda Sasan	29
Kalaspur	28	Itipur Harijansahi	26
Batipada	29	Batipada Gopalsahi	26
Samanga	30	Badamanga Bandhasahi	26
Nuapada	31	Rainlo Badheisahi	27
	32	Gheekoili	26
Sansida	33	Gopalsahi Punarbaste	25
Argala	34	Argala sasan Harijansahi	25
Dimiripal	35	Baliupar pada	25
Deysahi	36	Deysahi Harijansahi	26
Gobindapur	37	Gobindapur	28
Erdanga	38	Erdanga Karansahi	31
	39	Kusumidas Pada	30
Palimi	40	Ganeswaripuri Talasahi	29
Niala	41	Gopalraipur	27
	42	Bhatapada	27
	43	Telipatna	26
	44	Pranakrushnapur Sasan	25
Deymal	45	Lokapada	25

	46	Lokapada Rangababugali	25
Mendhapur	47	Tulasi Sasan	25
	48	Mendhapur	26
Atal	49	Kochila	26
	50	Khandal	26
Badambila	51	Mruganayani	26
Chandiagari	52	Sudarshanpur	28
Block DERABIS			
Nahanga G P.	53	Badasaradeipur	26
	54	Nahanga Baniasahi	25
	55	Biranilakanthapur	26
	56	Palli Dhobasahi	27
Gualsingh	57	Bajipada	28
	58	Bhatabag	26
Kusiapal	59	Chitikandi	27
	60	Khasapadia Harijansahi	30
	61	Sekh. Patna	28
	62	Baburam Patna	29
	63	Charigharia	26
	64	Haladia Beherasahi	30
Kurujanga	65	Kurujanga Adibasipada	27
	66	Mantripada	29
	67	Nuagaon Mallik	28
	68	Mahespur	29
Barimul	69	Barimul Adibasisahi	26
	70	Nageswarapur Harijansahi	27
	71	Raypur Harijansahi	26
Kaupada	72	Bhuinpur	27
	73	Baghilobabanpur Harijansahi	25
	74	Barabatia Harijansahi	26
	75	Naranpur	28
	76	Thakeinaula	27
Chatara Chakada	77	Gobindpur Harijansahi	26
Indalo	78	Barabodia Harijansahi	27
	79	Dakhinipari Jenasahi	26
	80	Adhanga Hanumanpada	28
	81	Adhanga Singhalo	26
Harianka	82	Harianka Kula sahi	25
	83	Mundalo Bholasahi	26
	84	Harianka Dhobasahi	27
Janara Barimul	85	Balasaahi	26
	86	Khannagar	26
	87	Malhasahi	26
Mukundapur	88	Dabal	26
	89	Pabitrpada	27
Danpur	90	Suanfo	28
	91	Dohali	29

	92	Dhiasahi	26
	93	Gahaga	26
	94	Narsinghpur Harijansahi	26
Ratadia Khandasahi	95	Kamilo Daspur	26
	96	Mirzapur	27
	97	Isandia	29
	98	Haripur	25
	99	Kaduamahanta Sahi	26
Basupur	100	Basupur Janhimul	27
	101	Bhandilo	26
	102	Dhiabasupur Harijansahi	26
	103	Golasahi	26
Chhoti	104	Netua Mahanti Sahi	26
	105	Chhoti Jenasahi	26
	106	AnantaGopal Harijansahi	28
	107	Satpadhi	29
Mangalpur	108	Sanamangalpur	41
	109	Haladiapatna Harijansahi	27
	110	Tripuraripur Harijansahi	28
Benipur	111	Benipur H. Sahi	32
	112	Dhiasahi H. Sahi	31
	113	Sadanandapur H. Sahi	33
Belarpur	114	Rajnagar	34
	115	Raitundi	25
	116	Belarpur Sahoo Sahi	29
Golarahat	117	Gopinathpur	31
	118	Mathasahi	42
	119	Golarahat H. Sahi	27
Laxminarayanpur	120	Keutakandia H. Sahi	26
	121	Laxminarayanpur H Sahi	28
	122	Nuahat H. Sahi	25
Raghudeipur G. P.	123	Raghudeipur H. Sahi	28
	124	Raghudeipur Bariksahi	29
Chandol	125	Anantapur	30
	126	Narayanpada	31
	127	Bhanagaon Nuapada	27
	128	Mohanty Sahi	26
Khamol	129	Korapada	26
	130	Badafogol	26
	131	Barnhilo	27
	132	Kijangapada	28
	133	Sanakosida	39
	134	Janhimulpatna	30
	135	Kandarpur	31
Palei	136	Derakundi	32
	137	Puripada	26
	138	Kandarpur	29

	139	Kazipur	28
Ender	140	Pachispatna	27
	141	Nilakanthapur	27
Narasingpur	142	Tilanga Harijansahi	28
	143	Baghalo	32
Block-Garadpur			
Sanadhanga	144	Kanchilo	29
Tyendakuda	145	Badanainipur	36
Pakhada	146	Parakana Harijansahi	37
Do	147	Bangalpur malikasahi	37
Do	148	Gadasartola	31
Do	149	Jagadeipur	29
Padmapur	150	Kumbharpara	26
Gardapur	151	Ghodasala	26
Do	152	Ostiasghadeisahi	26
Ramachandrapur	153	Pandiabeherasahi	26
Patkura	154	Jamunabadagobondia	27
Do	155	Sultanpur	26
Do	156	Fatalpur	26
Ramachandrapur	157	Baniasahi	26
Nadiabarei	158	MaharaSahi	26
Talakusama	159	Sikal	26
Do	160	Paridasahi(Bagari)	26
Do	161	Mangalthakuranipada	26
Do	162	Birijanga	26
Tikanapur	163	Kulamarilo	26
Do	164	Sehasahi(Haripur)	26
Kilabuda	165	Brajabhnsashi	40
Palasudha	166	Chatakulsahi	40
Tikanpur	167	Rasilabad	25
Garadpur	168	Dimiria	26
Do	169	Garadapur harijansahi	34
Badabetra	170	Makandara	32
Bhagabanpur	171	Bindalo	33
Bangalopur	172	Malamalliksahi	32
Do	173	Sasana(Basudevpur)	32
Badabetara	174	Bharigolo (Bira Mallok Sahi)	26
Madhu Sasan	175	Balikudapada	26
Bantala	176	Nischinta	26
Garadpur	177	Chandapala	29
Madhusasan,	178	Madhusasan, Chamar Sahi	27
Garadpur	179	Purusottampur, Mallik Sahi	26
Badabetara	180	Mahammadpur	26
Garadpur	181	Lekhanapada	26
Teyndakuda	182	Sananainpur	26
Badabetara	183	Talasan	28
Bangalpur	184	Sasanpada	25
	185	PariBasantapada	25
	186	Hurasahi Mantrisahi	25
	187	Mahala	26
Nadiabarei	188	Nadiabarei Gaudasahipada	28
	189	Ostapur Lenkasahi	27
	190	Ostapur Panasahi	26
Ramachandrapur	191	Ramachandrapur	28

	192	Chaghariapada	27
Tikanpur	193	Mininathapur Malliksahi	28
	194	Risilabad	27
	195	Kamarilo	28
Sana Adhanga	196	Sabalasinghpur	27
	197	Bipur Musalmansahi	28
	198	Tala Korua	27
	199	Nagaripada Malliksahi	28
Bhagabanpur	200	Pudajayapur	27
	201	Bardhalo	26
Bedari	202	Batapada	26
	203	Khatuthi	26
	204	Satapata	27
Padmapur	205	Mahakalpada	27
	206	Santra	26
	207	Bhavana chamharasahi	28
Patkura	208	Lekhanpada	29
	209	Pahasuapada	30
	210	Chakabahakuda	31
	211	Samsurapatnapada	32
	212	Sutanpur	37
Pakhad	213	Bangalpur H Sahi	41
	214	Bamara Lenka sahi	27
	215	Chaulia H Sahi	26
	216	Chaulia Bramhansahi	27
	217	Jagadeipur	26
	218	Majaksahi	27
	219	Pakhad Bramhansahi	28
	220	Natapada	29
	221	Pakhad Beherasahi	30
Padmapur	222	Padmapur Mathasahi	29
	223	Padmapur Santara	30
Bedari	224	Patakana H Sahi	28
Garadpur	225	Purussottampur	27
	226	Beharampur Malliksahi	28
	227	Garadpur Bramhansahi	29
	228	Odia Chamharsahi	
Talakusuma	229	Bangari Parida sahi	31
	230	Bantala	32
	231	Kalapada	38
	232	Gopindpur Malliksahi	41
	233	Aradhala	49
Badabetara	234	Mallikhandra	42
Bangalapur	235	Khatpada Jena Sahi	51
	236	Champur Jenasahi	41
Bantala	237	Nedil	38
	238	Chakhandra	39
Tendakuda	239	Saharbhola	40

	240	Arabhola	30
	241	Badanainipuri	35
	242	Sananainipur	40
Badabetara	243	Mahammadpur	39
Madhusasan	244	Madhusasan Chaharsaahi	32
	245	Similia Malliksahi	35
	246	Madhusasan Dhobasahi	38
	247	Talasaran	37
Block KENDRAPARA			
Kapaleswar	248	Near Kalimandira	26
	249	Garapur Malliksahi	29
Kultaranga	250	Dhiamugabadi	38
	251	Kultaranga	41
Chakroda	252	Gobindjewpatna	42
	253	Saharpur Harijansahi	39
	254	Magurgandapatna Mundabastee	46
Ostapur	255	Biraswati nathasahi	32
	256	Deypur Beherasahi	33
	257	Malpur	36
Charigaon	258	Charigaon Jenasahi(Matha)	38
Gangapada	259	Alipur	27
Shyamsundarpur	260	Kulasahi	39
Ghagara	261	Beruhan(Uper ghagara river bank)	40
Ayaba	262	Narasnpur Harijansahi	32
Dhola	263	Dhola Gudiasahi	33
Bharatpur	264	Jagannathpur Talapada	35
Dhumat	265	Dhumat Jenasahi	36
Kansar	266	Matagajpur	37
	267	Bandhapada	41
	268	Kankadia	38
Gulnagar	269	Khairabad	36
	270	Bhramaradiapatna	35
Koro	271	Pingala	41
	272	Sribantapur	33
	273	KoroHarijansahi	35
Bhagabatpur	274	Singiri	34
Jamadhara	275	Balabhadrapur	28
	276	Kantania	41
	277	Kantapada	30
	278	Kasoti Malliksahi/Nathsahi	32
	279	Juidaspur	29
Palasingha	280	Palasingha Malliksahi	35
	281	Telipatna	42
Kalapada	282	Nagapatna	31
	283	Anandanagar	33
Baro	284	Bhagabatipur	36
	285	Girimatha	35

	286	Tarand Harijansahi	46
Indupur	287	Padmapokhari	33
	288	Indupur Jenasahi	37
	289	Indupur Gokhasahi	35
Chakroda	290	Kacharidiha	29
Do	291	Narilo Padasahi	28
Dhola	292	Muslimsahi/Telisahi	54
Gangapada	293	Gagua H.Sahi	41
Do	294	Varsing Biswalsahi	95
Kalapada	295	Naudi	72
Bagada	296	Artajenapatana	29
	297	Panchagochia	31
Bagada	298	Suryapur	33
Nikirai	299	Nikirai nathasahi	30
	300	Harinababipatna	28
Sanamantia	301	Sanamantia Harijansahi	29
Purusottampur	302	Manapatna	46
	303	Malua	32
Bhagabatpur	304	Patakura Musalmansahi	32
Keshpur	305	Keshpur	33
Bharatpur	306	Ganjakul	29
Kalapada	307	Tubihuda	31
Ghagara	308	Talaghagara	32
	309	Khetrpal	36
Kapaleswar	310	Garual	28
Koro	311	Koro-Mirzapur	30
Ostapur	312	Kadalibadi	33
	313	Chakrodabaranga	32
Chakroda	314	Magurganda Patana (Mundabasti)	46
Gangapada	315	Varsing Biswal Sahi	95
Kalapada	316	Naudi	72
Jamadhar	317	Kantania (Badgaon)	43
Bhagabatpur	318	Singiri	34
Bagada	319	Artajana Patana	29
Purosotampur	320	Sanyaspur Kanheipur (Manapatana)	46
Gangapara	321	Alipur	27
Jamadhar	322	Kasoti Nath Sahi	32
Nikirai	323	Harinababi Patana	28
Palasingha	324	Palasingha Harijan Sahi	35
Bharatpur	325	Talapada (Kadampada)	30
Kansar	326	Bandhapada	83
Kapaleswar	327	Jajanga Patana	25
Nikirai	328	Nikirai Jogi Sahi	28
Kansar/ Ostapur	329	Matagajapur, Kosolpur	26
Chandanpur	330	Tamalsasan (Muslimbasti)	50
Chandanpur	331	Bandhasahi (Tamalsasan)	50
Sanamantia	332	Badamantia (Jena Sahi)	31
Ghagara	333	Jayakrishnapur (Matha Sahi)	63
Indupur	334	Padmapur (Harijan Sahi)	63
Indupur	335	Indupur Jena Sahi	57
Dhumat	336	Baliajoti (Jena Sahi)	26
Nikirai	337	Nikirai Sasan	29

Nikirai	338	Nikirai (Mahadev Sahi)	32
Dhumat	339	Nuasahi	27
Indupur	340	Indupur Muslim Sahi	28
Kendrapara Muncipalty	341	Tinipada	29
	342	Maneihagicha	31
	343	Akanakhandi	33
	344	Gobindjewmandir lane	32
Block-Patamundal			
Aradapalli	345	Bhoipada	28
	346	Otarabanka	31
Badamahanipur	347	Kanipal	32
	348	Mangalapada	30
	349	Nilakanthaour	31
Dihudipur	350	Sarajabag	32
	351	Kainkula	29
	352	Jamukunda	30
Gangarampur	353	Gunupurpatna	28
Bilikana	354	Dhaniapalli	29
	355	Baliajodi	31
	356	Baliapalli	32
	357	Anoli	36
	358	Badheipada	35
	359	Satkudia Colony	33
Oupada	360	Baghataila	29
	361	Kajalabandha Harijansahi	33
Chandannagar	362	Bhedisahi	30
	363	Andharua	32
Khanata	364	Naranpur	33
Khadianata	365	Gigarana Colony	40
	366	Bawladevnagar	39
Sansaraphala	367	Adhadeuria	30
	368	Surendrapada	33
Andhara	369	Dandiupar	31
	370	Kula upar	32
Alapua	371	Pahanta Singhasahi	33
	372	Alapuadia	31
Penthapal	373	Sanaraulidia	33
	374	Penthapal H.Sahi	31
Taradipal	375	Kjacheripada H.Sahi	39
	376	Mahadevbasti H.Sahi	41
	377	Ramanayakdia	40
Amrutamanohi	378	Amrutamanohi Sethysahi	43
	379	Amrutamanohi Samal Sahi	39
Singhagaon	380	Singhagaon Mathasahi	36
	381	Panisaulia	28
Baluria	382	Baluria Phulapatna	39

	383	Jhalakula	37
Bachhara	384	Bachhara Sahoo sahi	36
Nilakanthapur	385	Nuapatna	33
	386	Kailasi	40
Sasan	387	Pokharisahi	38
	388	Malipur H Sahi	37
Damarapur	389	Badadanda	36
	390	Raghahapur H Sahi	34
Balabhadrapur	391	Taladandi	33
Srirampur	392	Srirampur Benipur	37
	393	Srirampur H Sahi	32
Badamulbasanta	394	Basudevpur	33
	395	Pohala Kelasahi	29
Narasinghpur	396	Adhakhanda Mathasahi (Harijansahi)	31
Do	397	Adhakhanda Mathasahi (Bhoisahi)	70
Dhiapada	398	Gandakul Kelasahi	25
Badamulabasant	399	Batipada	46
Nilakanthapur	400	Nuapatana	29
Do	401	Totasani Harijanapada	50
Do	402	Kadaliban	60
Aradapalli	403	Bandhasahi	40
Do	404	Aradapalli Beherasahi	30
Narasinghpur	405	Ainipada Patanasahi	25
Badamulabasant	406	Bhediupper Mulabasant	25
Balipatana	407	Agadia	47
Chandan Naga	408	Bantabhedi Sahi	28
Balabhadrapur	409	Taladandi (Damarapur)	29
Sasan	410	Pokharia Sahi	25
Srirampur	411	Benipur	59
Srirampur	412	Kadamandi Bilasahi	45
Aradapalli	413	Haradapalli, (Harijan Sahi)	47
Bilikana	414	Dhaniapalli	53
Bilikana	415	Colony satokodia	28
Do	416	Teroi Harijansahi	26
Do	417	Baliapalli	44
Khanata	418	Naranpur	26
Sasarful	419	Refuggecolony, Madanapur	29
Do	420	Adhajori	28
Dosia	421	Baulagaon, Harijan Sahi	70
Oupada	422	Kajalabandha Harijan Sahi	45
	423		
Pattamundai N.A.C.	424	Kakudi palli	41
Do	425	Chunidihia	29
Do	426	Sandhapali H Sahi	36
Do	427	Kakharuni Balisahi	37
Do	428	Girisahi	25
Do	429	Chunidhia	50
Do	430	Sandhapali Harijan Basti	50
Block- Marshaghai			
Talasanga	431	Matha Sahi	38

Talasangha	432	Patra Sahi	41
Manikunda	433	Badapata	48
Parakula	434	Kumbhadi	45
Parakula	435	Anko	29
Talasangha	436	Talasangha Kharuda Sahi	33
Garjanga	437	Athabatia	35
Talasangha	438	Beruhan	39
Garjanga	439	Bali Sahi	51
Garjanga	440	Rana Singh Sahi	42
Angulai	441	Narayanpur	39
Manikunda	442	Bhandarikana (Derabachha)	25
Raghabpur	443	Narsinghpur Malla Sahi	34
Marshaghai	444	Juna	32
	445	Jenasahi	33
Silipur	446	Silipur Jenasahi	38
Dumuka	447	Giranga Nuasahi	36
	448	Goseinbandha	34
	449	Giranga H. Sahi	37
Garjanga	450	Athabatia	38
	451	Ransingsahi	34
Mangarajpur	452	Potari	36
Talasangha	453	Alibha	37
	454	Bilasahi	38
	455	Khardasahi	38
	456	Manikpur Gopalsahi	39
Batira	457	Upperbatira	37
Antei	458	Pailakeutasahi	35
	459	Antei Bramhansahi	37
Dasipur	460	Balana	38
Jalapoka	461	Jalapoka H. Sahi	35
	462	Basupur H. Pada	39
	463	Jalapoka Kumbharsahi	43
Ayatapur	464	Amrutamanohipatna	46
	465	Bilabalarampur Pradhansahi	35
Kariopatna	466	RaychandNayakssahi	41
Jamapada	467	Jamapada Lenkasahi	39
Akhua	468	Akhua	37
Raghavpur	469	Hajaripatna	38
	470	Narasinghpur Maqthasahi	27
Parakula	471	Anko	30
	472	Kantagobindo	26
	473	Kumaradi	29
Kuhudi	474	Narayanpur	30
	475	Niladripur	36
Angulai	476	Arakhia	37

	477	Belamaia	30
	478	Angulai Matiasahi	34
Manikunda	479	Pehenta	40
	480	Parapat	39
	481	Kunjakothe	41
	482	Hajari	43
	483	Nandi	37
	484	Bhandarikana	39
Mehendinagar	485	Arimul	34
Block-Mohakalpada			
Badakul	486	Ashrambalikuda	40
	487	Dahimachh	25
	488	Aitipur	29
	489	Gopinathpur	30
	490	Badakul	28
Karanja	491	Karanja Majhisahi	27
	492	Upper Karanja	25
Alai	493	Alailo H. Sahi	26
	494	Dia Rajgarh	29
Rajgarh	495	Bandhasahi	25
	496	Nachhipada	26
	497	Orata	27
Bijonagar	498	Malianch H Pada	29
	499	Puruna Taramunda	29
	500	Sahabazpur H Sahi	30
	501	Arada	61
Balipal	502	Godisahi	39
	503	Ghantiapalli H. Sahi	29
	504	Balisahi	38
Badh	505	Bangalipada	28
	506	Naibandha	26
	507	Paripatia	30
Guga	508	Badarahama	49
	509	Sasan	76
	510	Kalatunga	110
Smit	511	Kharianta	42
Tikarjanja	512	Purusottampur	35
	513	Tikarpanga Harijansahi	29
	514	Madrangadia	28
	515	Nuasahi	31
Khuria	516	Raipur	42
Paljanva	517	Patalipanka H Sahi	42
Tihir	518	Naladiapalanda	31
	519	Tikhiri bilapada	39
	520	Dhaniapada H Sahi	39
Manglu	521	Gualpani	38

Barakanda	522	Sarumuhi	37
	523	Kentia	38
Ramnagar	524	Balipata	29
	525	Sarakaripada	31
	526	Brundaban Colony	35
Kharisasi	527	Kharinasi 13 Nos	35
	528	Kharinasi Onkarnath Temple	38
Batighar	529	Sanatubi	39
	530	South Barakolikhola	41
	531	North Barakplikhola	32
Jambu	532	Kandarapatia	33
	533	North Jambu	34
	534	Haladhara pada	33
Baulakani	535	Petachela	32
	536	Kansapal	39
Baradanga	537	Maladia	41
Jadupur	538	Gopabandhunagar	30
Badakul	539	Dandasahipada	26
Jadupur	540	Mathasahi (Jaychandrapur)	29
Rajgarh	541	Nachhipada (Bandha Sahi)	60
Barakanda	542	Habilapahi	30
Baulakani	543	Kansapala Harenpada	56
Do	544	Singhapada	30
Do	545	Ambabelari	52
Deulipada	546	Thakurpatna	31
Ramnagar	547	Sarkarpada	47
Do	548	Nuacolony	35
Do	549	Uttarapada Ramnagar	30
Do	550	Ward no-10, Ramnagar	30
Do	551	Brundaban Colony	31
Do	552	Nalagoth	32
Chakadagogua	553	Ostira	57
Tikarpanga	554	Mathargadia	30
Chakadagogua	555	Majhipada (Kaltunga)	29
Do	556	Kaltunga Dakhinapada	28
Batighar	557	Sana Nipania	30
Ramnagar	558	North Pitapat	43
Jambo	559	Haladarpada	31
Barakanda	560	Kentia	31
Do	561	Rajendra Nagar	30
Baulakani	562	Lunagheri	55
Badihi	563	Badihi Bangalipada	35
Do	564	Itakandhia (Sasan)	35
Do	565	Ranki	29
Balipal	566	Basaghar	34
Chakadagogua	567	Kalatunga (Paschimapada)	59
Khurusia	568	Raipui	30
Karanja	569	Majhisahi	30
Do	570	Medinapurpada	31
Kharinasi	571	Kharinasi Ward no-4	27
Do	572	Daspada	28
Baradanga	573	Baradnaga Harijasahi	29
Ramanagar	574	Medinapurpada	29
Bijonagar	575	Bharkhadia	29

Batighar	576	Kajalpatia	51
Do	577	Sanatubi	30
Alaila	578	Dianrajarah	70
Dauripada	579	Ayatpur	34
Khrinasi	580	Kharjwasi-Ward no-8	29
Suniti	581	Kharianta	37
Baradanga	582	Nantar Harijasahi	29
Baulakani	583	Betabelari	28
Baulakai	584	Pandarmile	32
Baradanga	585	Maladihi	49
Do	586	Olapada	30
Barkanda	587	Sabarpada	29
Batighar	588	Kochilabelari	30
Do	589	Uttar Barkolikhala	50
Do	590	South Barkolikhala	32
Barakandha	591	Sarumachin	30
Baulakani	592	Baghuamadi	32
Do	593	Kansapal	35
Do	594	Lunimatia	34
Mangalpur	595	Tentuli	51
Do	596	Guhalakani	55
Chakadagogua	597	Ostira Jenasahi	30
Block-Rajkanika			
Akhulaipada	598	Nahulia	33
	599	Akhulaipada	37
	600	Kalisipada	34
	601	Pandiapalli	38
Baruna	602	Eswarapur	37
Baradia	603	Sikudi	38
	604	Sialia	36
	605	Hariharpur Sasan	38
	606	Sanadeuli	39
Barunadia	607	Nadisahi	41
	608	Bilasahio	32
Balarampur	609	Rajeenagar	33
	610	Kothasahi	36
	611	Balisahi Nayaksahi	37
Baghabuda	612	Baghabuda	38
	613	Barada	31
	614	Ostia	32
	615	Jenasahi	33
	616	Sevasahi	34
	617	Talasahi	35
	618	Nuasahi	33
Bharigada	619	Beherasahi	31
	620	Biswalsahi	32
	621	Majhisahi	29
Charapada	622	Kandimalliksahi	31
Hatasahi	623	Majhisahi	33

	624	Jenasahi	36
Joynagai	625	Eswarpur	35
	626	Anantapur	37
	627	Gangapur	33
	628	Endulapur	31
	629	Raulia	34
	630	Kujipur	36
	631	Batagaon	33
	632	Nuagaon	35
	633	Maliksahi	31
	634	Silapokhari	33
	635	Chaulia Kolha	35
Jaguleipada	636	Akataila	36
	637	Bazar Pokhari	37
Kanthapada	638	Gokarneswar	38
	639	Badaghara	29
	640	Cherantapada	33
	641	Jharamuhani	29
	642	Kalikapur	35
	643	Gobindpur	37
	644	Indiranagar	32
	645	Nuarasa	33
	646	Porala	32
Katana Bania	647	Bajapur	35
	648	Dhamara	36
	649	Bisaghata	37
	650	Nuagaon	33
	651	Singidi	35
	652	Pondarkoili	36
Poilipur	653	Mallipur	32
	654	Bramhanpokhari	29
	655	Gobinda Kana	30
Koranda	656	Bansuriapatna	28
	657	Nandimahara	29
	658	Gualasahi	30
Nahuni	659	Brahmansahi	31
	660	Adhasahi	32
	661	Madanmohanpatna	33
	662	Amrutapur	32
Panasaganda	663	Malliksahi	33
Pari	664	Kulasahi	35
Nuapada Habaleganda			
Siko	665	Gunduchipada	36
	666	Siko Purba	37
Siopada	667	Gaudabisi	38
	668	Harijansahi	39
Trilokyapur	669	Trilokyapur	33
	670	Kanthapadasassan	42

Trilokyapur	671	Maliksahi	33
Block - Rajnagar			
Rangani	672	Sourendrapur	35
	673	Gumura	38
	674	Sourendranarayanpur	36
	675	Gopaljew Patana	37
	676	Giriahapahi	41
Talchua	677	Sikharapahi	43
	678	Bira Bhanjaprasad	45
	679	Bhanja Prasad	29
	680	Jyoti Prasad	33
Dangamal	681	Baradia	31
	682	Gobindpur	41
	683	Balungapatia	46
Kandira	684	Bishnupada	51
	685	Chauasanpur	54
	686	Balarampur	52
	687	Badahansua	32
Dera	688	Hatina Harijan Sahi	34
	689	Lunia	33
Balisahi Patana	690	Ragpur Nuasahi	37
Gopalpur	691	Jagannathpur	29
Balisahipatna	692	Madhupur	39
	693	Rajpur H. Sahi	35
	694	Keradagarh H. Sahi	38
	695	Keradagarh Jenasahi	33
	696	Keradagarh Gundichasahi	29
	697	Balichandrapur Jenasahi	31
	698	Balisahipatna Bhedisahi	28
	699	Itakana	33
Bandhapada	700	Gobindpur H. Sahi	38
	701	Pokharisahi	37
	702	Madhyapada Jenasahi	39
	703	Phirikdandi H. Sahi	33
Bramhan Sahi	704	Bhedisahi	38
	705	Olasahi	33
	706	Gajarajpur	40
	707	Bindha Naukana	33
	708	Sundaripal	31
	709	Bandhapur	28
	710	Jaypur	29
ChandiBaunsamul	711	Palanda	40
	712	Chandibaunsamul Colony	31
	713	Chandibaunsamul Chandi	35

	714	Charadia	42
	715	Jharakata	39
	716	Hatiagari	5
	717	Chakrabarty	31
Danggamal	718	Khamarsdahi	33
	719	Saradaprasad	35
	720	Badadia	31
	721	Nuageon	33
	722	Trilochanpur	32
	723	Pinchapatia	31
	724	Kanaknagar	33
	725	Gobindpur	30
Dera	726	Padmanavpatna	39
	727	Dhobeigarh	37
	728	Mugakani	36
	729	Dahaniadi	33
	730	Badhi	31
	731	Lunia	32
	732	Sendha kani	33
Gupti	733	Laxmiprasad	29
	734	Nachipada	30
	735	Kainphulia	31
	736	Kanakpur	29
	737	Singadapal	30
	738	Gartagadia	32
	739	Debendranarayanpur	37
	740	Krushnapriyapur	36
	741	Hariharpur	41
	742	Utarbaghatia	37
	743	Baghatia colony	32
Mahullia	744	Benudharapur	27
	745	BaghutailaJali	28
	746	Pokharia	51
	747	Eswarapur	43
	748	Padmanavpur	41
	749	Panchuapalli	43
	750	Sanagokhani	33
	751	Rajeebnagar	29
	752	Paramanandapur	32
	753	Balarampur	33
	754	Purusottampur	32
Kandira	755	Chakamanapur	31
	756	Hansuadia	32
	757	Amanapari	33
	758	Dudhia	36
	759	Badhinakola	37

	760	Madhupur	39
	761	Baruna	31
	762	Balarampur	33
	763	Eswarpur	33
	764	Nalajori	36
	765	Padmanavpur	35
	766	Badpal	37
	767	BisunNagar	33
	768	Bheketakola	31
	769	Bishnupada	29
Ostia	770	Talaostia	30
	771	Belapala Talantandi	33
	772	Nagarh Jenasahi	29
Kpilipur	773	Kankadia H Sahi	31
	774	Gankalpada	29
	775	Barunipada	31
	776	Nalini Nagar	43
Kurunti	777	Khamarasahi	46
	778	Jhikiria	31
	779	Guhalakani	33
	780	Peta	35
	781	Dhagua	26
	782	Tiar	36
RajNagar	783	Barugudi Danda	31
	784	Baghua	32
	785	Chandiapali	33
	786	Lajunda Munda	37
	787	Tantipokhari	33
	788	Pokarihuda H Sahi	35
	789	Gokhadandi	37
	790	Diapani	28
Rangani	791	Pravali	29
	792	SirRajendrapur	33
	793	Antakeshari	33
	794	Giriapahi	32
	795	Surendrapur	37
	796	Narayanpur	29
	797	Harinapokhari	36
	798	Gopaljewpatna	39
	799	Sailendranarayanpur	40
	800	Gumura	46
	801	Balungapalia	41
Sanahada Gopalpur	802	Nurugaon Pokharisashi	27
	803	SanaGopalpur	29
	804	Sanaolara	31
Satabhaya	805	Balsahi	32
	806	Rabindrapali	33

	807	Barahipur	36
	808	Nagarakhanda	37
Taltultua	809	Rajeswarinagar	39
	810	TiyatNagar	38
	811	Birabhanjapur	39
	812	Bhanjaprasad	41
	813	Sailendrasarai	31
	814	Radhamalipur	36
	815	Jyotiprasad	37
	816	Sikharapahi	39

NIEPA DC



D11742