



GOVERNMENT OF KERALA


Supplement
to the revised
Project Proposal
March 1994.

25th
March 1994.

DPEP

Kasaragod

-54835
372
KER-S



- 54835
372
KER - 5

LIBRARY & DOCUMENTATION CENTRE

National Institute of Educational

Planning and Administration

17-B, Sri Aurobindo Marg.

New Delhi-110016

DOC. No D-9993

Date 28-9-98.

DPEP-KASARGOD

Erratum-2

C O N T E N T

I T E M S	PAGE NO.
- Summary of Participatory Process	1
- Project Cost by Component	4
- Project Cost by Expenditure	6
- Project Cost by Category of Expenditure	7
- Panchayat Maps Showing Location of New Schools & Gurukula School	8
- Programme of Action 1994-95	14
- Cellendar of Activities 1994-95	31
- Civil Works Programme 1994-95 (Priority-I)	34
- Civil Works Programme 1995-2000 (Priority-II)	44
- First year activities and mode of Fund Flow	55
- Suggested List of Teaching learning equipments, Play materials in the project school	57

PARTICIPATORY PROCESS

ANNEXURE NO.

DPEP
KASARGOD

No. of meeting	Date	participants No./ Category	Main issues	Suggestions incorporated in the project
1.	29.3.93	4. DPI: Principals of Kasargod, Malappuram, Wynad.	Presentation of the problems in primary education.	Introduction of D P E P Project for quality improvement of pr. education.
2.	2.4.93	15. Principals, Sr. lectures, lecturers of Kasargod, Wynad and Malappuram Dt.	Existing conditions of Primary Schools, academic problems etc.	Conduct of sample survey.
3.	8.5.93	12. Principals and staff of 3 Project districts.	Preparation of draft document of the	Guidelines-discussions of Project document.
4.	20.5.93	-do-	-do-	-do-
5.	7.7.93	8. DEO, AEOs of the seven Sub sub districts and Principal DIET.	Presentation of the DPEP Programme and discussion.	Measures are to be taken for improving Physical facilities of Schools. Sample survey, Preparation of proforma.

No. of	date	Participants No./ Category	Main Issues	Suggestions incorporated in the project
6.	23.8.93	10 Dt. Core Group	Various aspects of the manner of drafting scope of the project strategies of operation.	Details of drafting the projects project heads etc. are developed. Strategies-discussed.
7.	10-9-93	7. DIET Staff	Formulation of policies Programme of public participation composition of Committees.	General format for forming school level and panchayat level committees. Decided to conduct separate meetings of MLAs and Panchayat Presidents and dt. Officers.
8.	14-9-93	17. Heads of department dt. level including Tribal welfare I C D S etc.	Note of other departments in the project preparation and implementation. Starting of E C C E Centre. N F E Centre.	Decided to start more E C C E Centres in 2 blocks other than that covered by I C D S and tribal dept. locations to be selected where no Balwadi/Anganwadi's are functioning.
9.	17.9.93	11 D. E. O. AEOs and extension officers principal. DIET.	Initial discussions of the problems of Pr. Schools non enrolment retention, achievement.	Campaign work for awareness creation like in L.T.C. Projects like Aksharapulari were highlighted. Similar programmes are incorporated.

No. of meeting	Date	Participants No./ Category	Main Issues	Suggestions incorporated in the project
10.	4.10.93	19. District Council President and members M.L.A.'s and Panchayat president.	Presentation of academic and other problems in Pr. education.	Suggested to open new Schools in localities where it is essentially needed; Special care to tribal and coastal areas. 'Koraga' community and 'Vettura' community are to be specially taken care of.
11.	18.11.93	12. DDE, DEO, AEOs and DIET staff.	Existing facilities and requirements in Schools.	Consolidated the existing facilities and requirements of schools in terms of building, furniture etc.
12.	20.12.93	31. Collector, and Panchayat presidents. DIET Staff.	Location of area where schools are required.	Panchayat level consolidations of requirements of schools.

PROJECT COST BY COMPONENT

 Sl. No. Component - Sub component Rs. in lakhs

I. Acess:

SC1	- Opening of new schools	71.0776
SC2	- Gurukula school	116.252
SC3	- Non formal Education Centres	21.4315
SC4	- Community mobilisation	22.7
	Total	231.4611

II. RETENTION AND LEARNER ACHIEVEMENT

SC5	- Teacher Training	97.2388
SC6	- Preparation of Teachers hand book	4.992
SC7	- Supply of Furniture and teaching learning equipments	196.
SC8	- Construction of additional Class room	102.276
SC9	- Replacing thatched and Rented Buildings	372.
SC10	- Construction of seperation walls	7.2
SC11	- Preparation of teaching and aids based on rural technology	103.44
SC12	- Drinking water facilities	21.692
SC13	- Opening of Pre-Primary classes	76.475
SC14	- Reference library Kannada	2.64136
SC15	- Hand book - Tribal Language linker	0.55
SC16	- Upliftment of socially disadvantaged groups	15.1
SC17	- Preperation and supply of Reading materials	50.02
SC18	- Compensatory Education	157.17
SC19	- Action Research	7.0
SC20	- Levelling of Play ground	6.25
SC21	- Girls Education	27.3
SC22	- Quality fund	20.0

-7-

SC23- Distance Education	100.0
SC24- Children's Journal	39.6

Total	1406.94566
	=====

III. CAPACITY BUILDING:

SC25- District Management System	127.77085
SC26- Augmentation of DIET	25.
SC27- Establishment of BRC	50.15917
SC28- School Complex	102.83
SC29- Research and Evaluation Unit	559.9676
SC30- Formation of V E C	29.23
SC31- Documentation Centre	28.2789
Sub Total	923.23752

Grand Total.	2561.64428

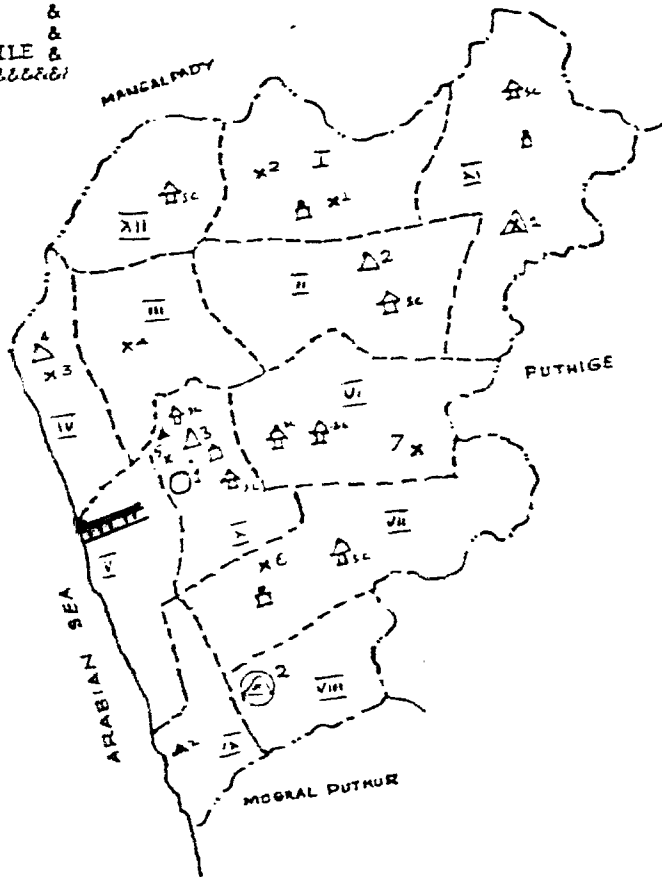
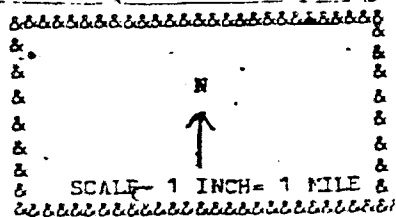
PROJECT COST BY EXPENDITURE

Sl. No.	Category of expenditure	Rs. in lakhs	Remarks
<u>INVESTMENT COST</u>			
1.	Civil works	615.0	
2.	Furniture	243.7675	
3.	Equipment	34.23	
4.	Books	79.58	
5.	vehicle	6.0	
6.	Local fellowship	342.4258	
	Sub Total	1321.0033	
<u>RECURRENT COST</u>			
1.	Salary/Incentives	381.10208	
2.	Consumable materials	268.819	
3.	Operation and Maintenance	590.7199	
	Sub total	1240.641	
	Total cost	2561.64428	

PROJECT COST BY COMPONENTS
CATEGORY OF EXPENDITURE

Sl No:	Category	SC1	SC2	SC3	SC4	SC5	SC6	SC7	SC8	SC9	SC10	SC11	SC12	SC13	SC14	SC15	SC16	SC17	SC18	SC19	SC20	SC21	SC22	SC23	SC24	SC25	SC26	SC27	SC28	SC29	SC30	SC31		
1.	Civil works	50.25	60.00						90.00	372.00	7.20		15.00								6.25						0.50						615.0000	
2.	Furniture	5.675	3.73				196.00							25.00													1.6625	1.35	4.5	5.85			243.7675	
3.	Equipments	5.0	2.91																			17.3					4.47						34.2300	
4.	Books		0.5												2.0			48.8						20.0			0.7	2.24	1.44	3.90			79.5800	
5.	Vehicle																									3.0	3.0						6.0000	
6.	Local fellowship			6.435	22.31	97.2388	1.76					94.08	1.35			0.32	8.00	1.22	0.465	7.0				80.0			0.7	8.7					342.4258	
	Sub-Total	60.925	67.14	64.3156	22.31	97.2388	1.76	196.0	90.0	372.0	7.2	94.08	15.0	26.35	2.0	0.32	8.00	50.02	0.465	7.0	6.25	17.3	--	100.0	--	10.6125	20.26	19.74	9.75	--	19.865	12.8505	1321.0033	
	Recurrent Cost																																	
1.	Salary/Incentive	10.1526	3.612						12.276					50.025	0.64186		5.94		96.24								2.58		30.497	58.76	2.7476			381.10263
2.	Consumable materials		45.0	15.0	0.39		3.232					9.36	6.692	0.1		0.23	1.16		60.465				10.0	20.0		39.6	2.45	1.44		34.32	3.0	16.38		268.814
3.	Operations and Maintenance		0.5																							7.0	0.72							590.7199
	Sub-total	10.15265	49.112	15.0	0.39		3.232		12.276			9.36	6.692	50.125	0.64186	0.23	7.1		156.705			10.0	20.0		39.6	117.15835	4.74	30.41917	93.08	554.22	16.38		1240.64	
	Grand-total	71.07765	116.252	21.4315	22.7	97.2388	4.492	196.000	102.276	372.000	7.2	103.44	21.692	76.425	2.64186	0.550	15.800	50.02	157.17	7.00	6.25	27.3	20.0	100.0	39.6	122.77085	25.0	50.15917	102.83	559.9696	29.2385	28.2799	2561.644	

KUMBALA PANCHAYATH



▨ New school

L.P.S.

1. G.B.L.P.S. UTRUL WAR
2. G.B.L.P.S. BAMBRANA.
3. G.B.L.P.S. ARIKKADY.
4. G.M.L.P.S. ARIKKADY
5. G.S.B.S. KUMBALA
6. G.W.L.P.S. KUMBALA.
7. A.L.P.S. NARAYANAMANGALAM.

U.P.S.

1. A.S.E.S. ICHILAMPADY.
2. G.U.P.S. KODIAMME
3. A.S.B.S. KUMBALA (HOLY FAMILY)
4. KUMBOL MUSLIM AUPS ARIKKADY.

HIGHSCHOOLS

1. GHS KUMBALA.
2. GHS MOGRAL.

NURSERY

- ▲ LITTLE LILLY NURSERY
- ▲ ESSAE NURSERY

- ⊡ NUMBER OF BALAVADIES - 4.
- ⊡ NUMBER OF COLONIES - 8.

8
36

UDMA PANCHAYATH



SCALE 1 INCH = 1 MILE

- NEW SCHOOL

G.L.P. SCHOOLS.

1. G.W.L.P.S. BARA.
2. G.L.P.S. THIRUVAKOLI
3. G.L.P.S. UDMA.
4. G.L.P.S. MUDIAKAL.
5. G.L.P.S. ARAMANGAM.
6. G.F.L.P.S. BEKKAL.

A.L.P. SCHOOLS.

7. A.L.P.S. KARIPODY.
8. A.L.P.S. BEKAL.
9. A.L.P. AMBIKA. UDMA.
10. ISLAM. ALPS. UDMA.

G.U.P. SCHOOLS

1. G.U.P.S. BARA.
2. G.U.P.S. KOTTIKULAM.
3. G.U.P.S. KOTTIKULAM.

A.U.P. SCHOOLS - NIL

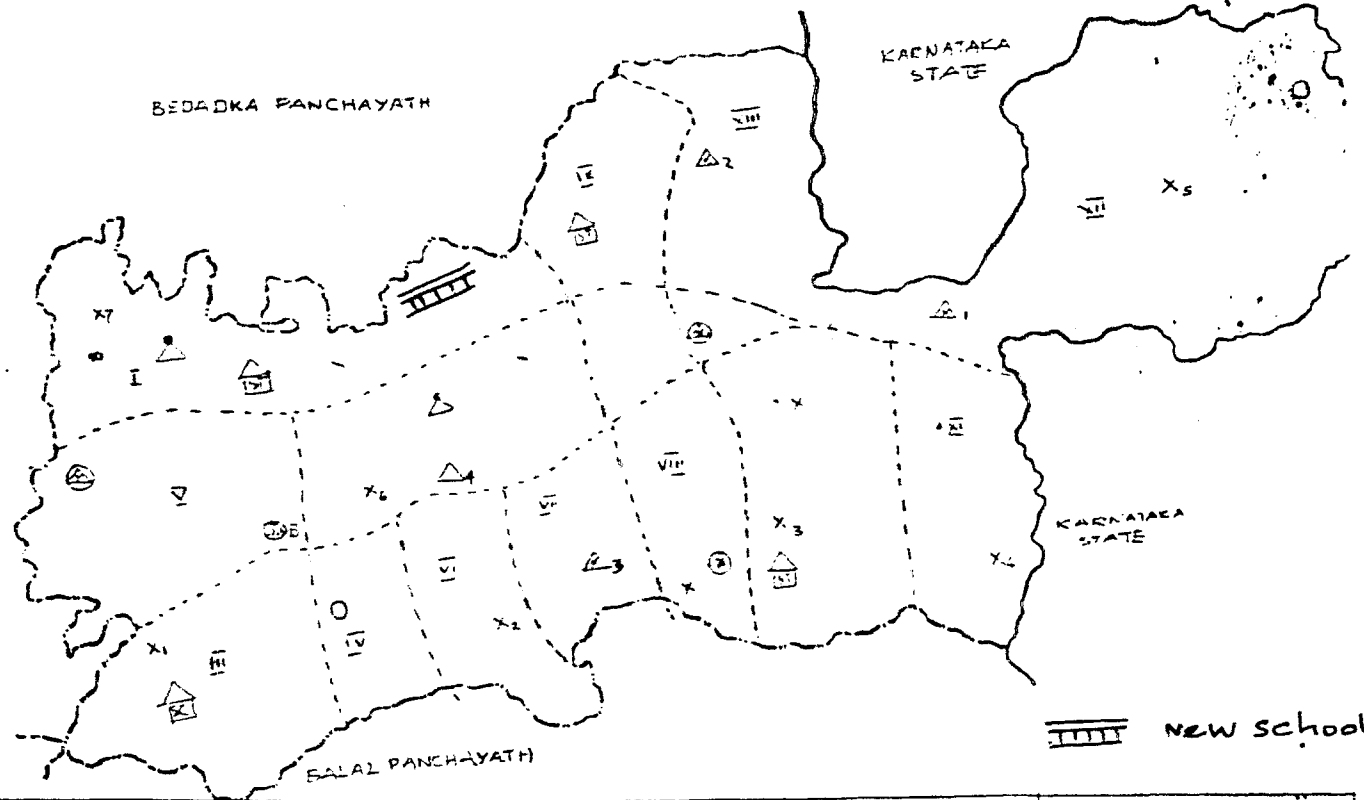

G.H. SCHOOLS.

1. G.H.S. UDMA.
2. G.F.H.S. BEKAL

SC HABITATION - 4.

49 10

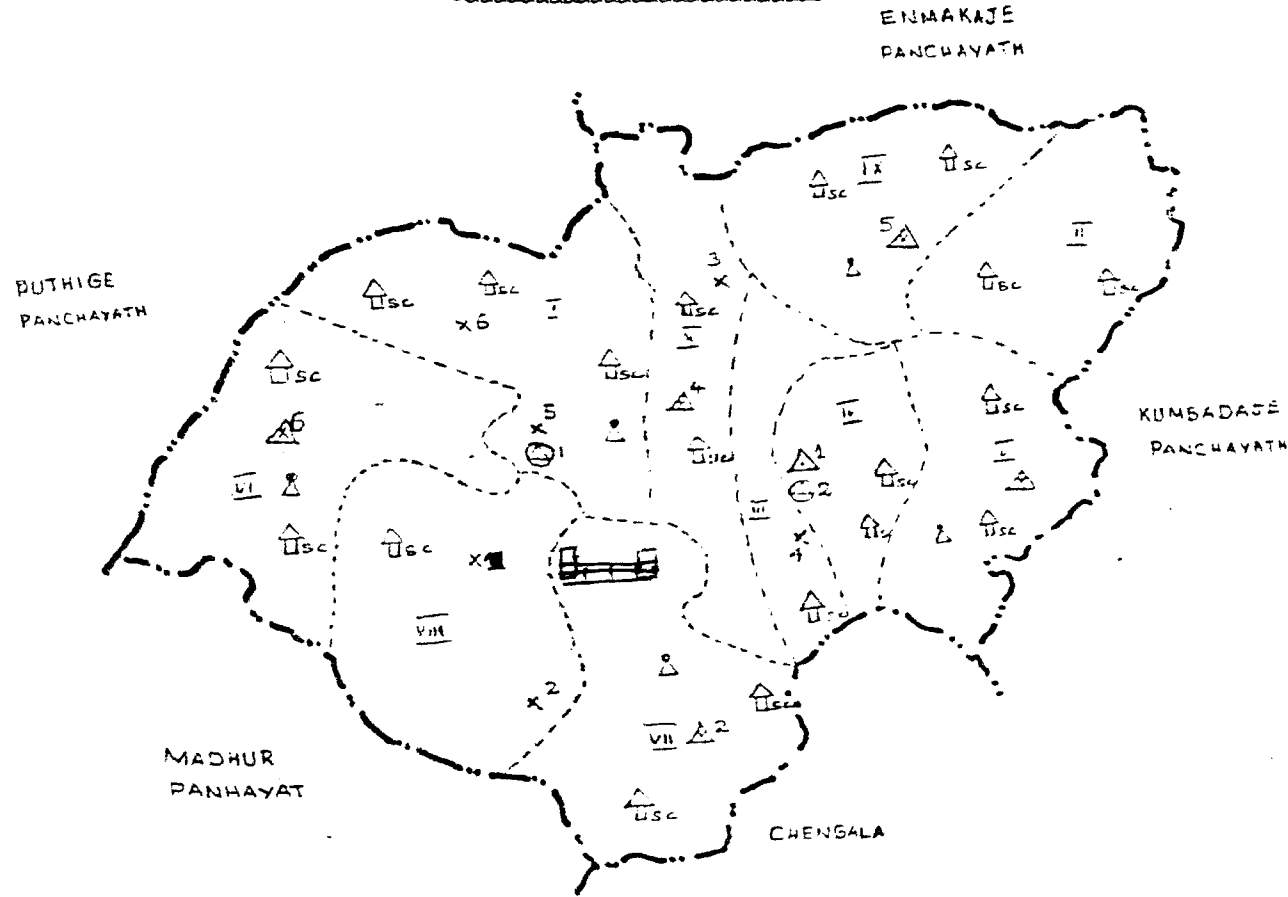
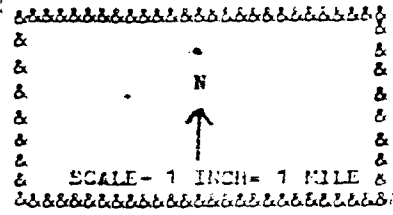
PANATHADY PANCHAYATH



12
53

<p><u>GU.P.SCHOOL</u></p> <ol style="list-style-type: none"> 1. G.L.P.S. CHULLIKARA 2. G.W.L.P.S. ADOTTUKAUA 3. G.L.P.S. PERUTHADY. 4. G.L.P.S. RAJIPURAM. 5. G.L.P.S. KALAPPALU. 6. A.L.P.S. KALLAR. 	<p><u>A.L.P.SCHOOL</u></p> <p>7. TRIBAL A.L.P.S. KUDUMBOOR.</p> <p><u>GU.P.SCHOOL</u></p> <ol style="list-style-type: none"> 1. G.U.P.S. PANATHUE. 2. G.U.P.S. CHAMUNDIKUNNU 3. G.U.P.S. PRANTHARIKAVU. 	<p><u>A.U.P.SCHOOL : MALAKKALU.</u></p> <p>1. TRIBAL SCHOOL KUDUMBOOR</p>	<p><u>GH SCHOOLS</u></p> <ol style="list-style-type: none"> 1. GH S. KUTTOOY 2. GH S. PANATHADY <p><u>PRIVATE H.S.</u></p> <ol style="list-style-type: none"> 3. H.F.H.S. RAJARURAM. 	<p><u>ANGANVADYI.</u> 2</p> <p>BALAVADI -</p> <p><u>SI HABITATION.</u> 3</p> <p>SC .. - 1.</p>
---	--	---	---	--

BADIADKA PANCHAYATH



PLP SCHOOLS

1. GWLPS. BELA.
2. ZIALPS. KUNJAR.
3. S.S.P. ALPS UDAYAGIRI
4. A.J.S.SCHEDIKANA
5. M.S.C.L.P.S. NEERCHAL.
6. ALPS KILINGAR.

UP SCHOOLS

1. G.B.U.P.S. PERDALA.
2. J.A.S.B.S. MANNYA.
3. S.A.B.M.P.U.P.S. VIDYAGIRI
4. A.S.B.S. KUNDIKANA.
5. A.U.P.S. PALLATHADUKKA.
6. ST. B.P.S. B.S. BELA.

HIGH SCHOOLS

1. M.S.E. H.S. NEERCHAL.
2. NAVJEEVANA H.S. PERDALA.

NUMBER OF COLONIES - 19

13 87

- Programme of actions - 1994-95 and
- civil works

- Brochure

- March 1994

- Department of General Education
Government of Kerala.

- DPEP
Kasargod

Programme of action

- opening of new schools
- N.F.E. centres
- community mobilisation
- Teacher training
- supply of teaching learning equipments
- Replacing thatched / rented / dilapidated buildings/rooms.
- construction of separation walls
- Drinking water facility
- opening Pre-Primary class.
- Reference library - Kannada.
- Girls education
- District management structure
- Augment of DIET
- school complex
- village education committee
- Documentation centre

- * Time schedule
- * Nodal agency
- * Implementing body
- * Cost.

DPEP - KASARAGOD

IMPROVING ACCESS: OPENING OF NEW SCHOOLS

No.	Activity	Time Schedule	Nodal Agency	Implementing Body	Cost in lakhs
1.	Identification of location	Identified	DPEDSK	DPEDSK	
2.	Deciding on the number of schools to be opened in I year	Decided	DPEDSK	DPESK	
3.	Sending Proposal & getting sanction	June '94	DPI	DPESK	
4.	Identification of Agency	July, '94	DPEDSK	DPESK	
5.	Completion of formalities	July '94	DPEDSK	DPESK	
6.	Releasing of funds	Aug. '94	DPEDSK	DPESK	
7.	Starting construction schools & urinals & well & Play ground	Aug. '94	PEDSK	PWD	10.05
8.	Monitoring	Aug. '94	DPEDSK	VEC	
9.	Completion of constructions	Mar. '95	DPEDSK	PWD/PTA	
10.	Purchase of furniture & equipments	April '95	DPEDSK	DPEDSK	
11.	Starting of classes	June '95	DPESK	DIET/PTA	
	Total				10.05

COST ESTIMATE

Non recurring		Recurring		Total	
I year	Project cost	I Year	Project cost	I year	Project cost
10.05	60.925		10.1526	10.05	71.0776

IMPLEMENTATION SCHEDULE OF THE FIRST YEAR
WORK PLAN

STATE : KERALA
DISTRICT : KASARAGOD
WORK PLAN : YEAR 1994-95

IMPROVING ACCESS: N.F.E. CENTRES

No.	Activity	Time Schedule	Nodal agency	Implementing Body	Cost in Lakhs
1.	Village Survey	June '94	DPEDSK	DIET	
2.	No. of Centres to be opened in the first year	5	DPESK	DIET	
3.	Location of centres	July '94	DPESK	DIET	
4.	Proposals to open centres	July '94	DPESK	DIET	
5.	Identification of instructors	Aug. '94	DPESK	DIET	
6.	Training of Key persons	Aug. '94	DPESK	DIET	0.41
7.	Development of teaching learning materials	Sept. '94	DPESK	DIET	
8.	Development of training materials	Sept. '94	DPESK	DIET	
9.	Training of instructors	Oct. '94	DPESK	DIET	
10.	Purchase of equipment	Oct. '94	DPESK	ADIET	
11.	Distribution of Equipment	Nov. '94	DPESK	DIET	
12.	Starting of NFE Centres	Nov. '94	DPESK	DIET	0.075
Total					0.485

Non recurring		Recurring		Total	
I year	Total for Proj. cost	I year	Total Proj. cost	I year	Total Proj. Cost
0.075	5.5375	0.41	15.894	0.485	21.4315

**IMPLEMENTATION SCHEDULE OF THE
FIRST YEAR WORK PLAN**

STATE : KERALA
DISTRICT : KASARAGOD
WORK PLAN : YEAR 1994-95

IMPROVING ACCESS : Community Mobilisation

No.	Activity	Time Schedule	Nodal Agency	Implementing Body	Cost in Lakhs
1.	Identifying voluntary workers	April '94	DPEDSK	DIET-VEC/PTA	
2.	Locating pockets	May '94	DPESK	DIET/VEC PTA	
3.	Deciding techniques of mobilisation	May '94	DPESK	DIET/VEC PTA	
4.	Preparation and Planning	June '94	DPESK	DIET	2.0085
5.	Mobilisation	June)'94 Nov.	DPESK	DIET/VEC/PTA	9.0
6.	Completion	Dec.'94	DPESK	DIET/VEC/PTA	
	Total				11.0085

Non recurring		Recurring		Total	
I year	Total Proj. cost	I year	Total Proj. cost	I year	Total Proj. cost
2.0085	8.034	9.0	14.666	11.0085	22.7

IMPLEMENTATION SCHEDULE OF THE
FIRST YEAR WORK PLAN

STATE : KERALA
DISTRICT : KASARAGOD
WORK PLAN : Year 1994-95

RETENTION AND LEARNER ACHIEVEMENT: TEACHER TRAINING

No.	Activity	Time Schedule	Notal Agency	Implementing Body	Cost in Lakhs
1.	Identification of Training needs	June '94	DPESK	DIET	
2.	Customisation of Proto type material	June '94	DPESK	DIET	
3.	Field test & revision	July '94	DPESK	DIET	
4.	Development of training materials	Aug.'94	DPESK	DPESK	0.05
5.	Training of key resource Persons	Sept.'94	DPESK	DPESK	0.05
6.	Training of Resource Persons	Oct.'94	DPESK	DIET	
7.	Setting procedures for selecting teachers for training	Nov.'94	DPESK	BRC	
8.	Starting of teacher training programmes	Dec.'94	DPESK	BRC	1.959
Total					2.059

COST ESTIMATE

Non Recurring		Recurring		Total	
I Year	Project Period	I Year	Project Period	I Year	Project Period
2.059	97.2388	-	-	2.059	97.2388

DEPEP-KASARABOD

RETENTION AND QUALITY : SUPPLY OF TEACHING LEARNING EQUIPMENTS

No.	Activity	Time Schedule	Nodal Agency	Implementing Body	Cost in lakhs
1.	Finding out the member of teachers in each school	Aug. '94	DPESK	DIET	
2.	Preparing list of items for purchase	Sept. '94	DPEDSK	DIET	
3.	Release of funds	Sept. '94	PEDSK	DPEDSK	
4.	Disbursing funds	Oct '94	PEDSK	DPEDSK	28.0
5.	Utilising funds	Nov. '94	DPEDSK	PTA	
6.	Monitoring	Nov. '94	DPESK	VEC	
7.	Completion of purchase of items	Dec. '94	DPESK	PTA	

Non Recurring		Recurring		Total	
I Year	Project period	I year	Project period	I year	Project period
28.0	196.00	—	—	28.0	196.0

DEPEP - KASAR GOD

RETENTION AND QUALITY: REPLACING THATCHED/RENTED BUILDINGS (30 Rooms)

No.	Activity	Time Schedule	Nodal Agency	Implementing Body	Cost in lakhs
1.	Deciding the No.	30 rooms			
1.	Identification of the schools	June '94	DPEDSK	DIET	
2.	Site survey	June '94	DPEDSK	PWD	
3.	Preparing Plan and cost estimate	July '94	DPEDSK	PWD	
4.	Inviting the tenders	July '94	DPEDSK	PTA	
5.	Releasing funds	Aug. '94	DPEDSK	DPEDSK (Finance)	36.00
6.	Starting construction	Sept '94	DPEDSK	PTA	
7.	Monitoring	Oct. '94	DPEDSK	VEC/DPEDSK	
8.	Completion of work	Feb. '95	DPEDSK	PTA	
Total					36.00

COST ESTIMATE

Non Recurring		Recurring		Total	
I year	Project period	I year	Project period	I year	Project period
36.00	372.00			36.00	372.00

DEPEP - KASARAGOD

RETENTION AND LEARNER ACHIEVEMENT: CONSTRUCTION OF SEPERATION WALLS (60 walls)

No.	Activity	Time Schedule	Nodal Agency	Implementing Body	Cost in lakhs
1.	Deciding the number of schools where seperation walls are required	June '94	DPEDSK	DIET	
2.	Identifying the schools	July '94	DPEDSK	DIET	
3.	Sending proposal & getting sanction	July '94	DPEDSK	DIET	
4.	Identification of agency	Aug. '94	DPEDSK	DIET	
5.	Completion of formalities	Aug. '94	DPEDSK	DPEDSK	
6.	Releasing of funds	Sept. '94	DPEDSK	DPEDSK (Finance)	
7.	Starting construction	sept. '94	DPEDSK	PTA	
8.	Monitoring	sept. '94	DPEDSK	VEC	
9.	Completion of construction	Dec. '94	DPEDSK	PTA	
Total					2.16

COST ESTIMATE

Non Recurring		Recurring		T o t a l	
I year	Project cost	I year	Project cost	I year	Project cost
2.16	7.2			2.16	7.2

DHBP - KASARAGOD

RETENTION AND QUALITY: PROVIDING DRINKING WATER FACILITY

No.	Activity	Time Schedule	Nodal Agency	Implementing Body	Cost in lakhs
1.	Identifying schools where facilities are to be supplied (Earthen pots, buckets, mugs etc.)	July '94	DPEDSK	DIET	
2.	Release of funds	Aug. '94	DPEDSK	DPEDSK (Finance)	0.1
3.	Purchase of items	Sept. '94	DPEDSK	PTA	
4.	Supplying of items	Sept. '94	DPEDSK	PTA	
Total					0.1

COST ESTIMATE

Non Recurring		Recurring		Total	
I year	Project period	I year	Project period	I year	Project period
	15.0	0.1	6.692	0.1	21.692

DPEP- KASARAGOD

RETENTION AND QUALITY: OPENING PRE PRIMARY CLASS

No.	Activity	Time Schedule	Nodal Agency	Implementing Body	Cost in lakhs
1.	Identifying the number of locations to start pre-primary class	May '94	DPEDSK	DIET	
2.	Selecting trainees for training	June '94	DPEDSK	DIET	
3.	Starting of training class	June '94	DPEDSK	DIET	
4.	Monitoring	June '94	DPEDSK	DPEDSK	
5.	Completion of training course	Mar. '95	DPEDSK	DIET	2.65
	Total				2.65

COST ESTIMATE

Non recurring		Recurring		Total	
I year	Project period	I year	Project period	I year	Project period
2.65	2.8		73.675	2.65	76.475

DPEP - KASARAGOD

RETENTION AND QUALITY : REFERENCE LIBRARY - KANNADA

No.	Activity	Time Schedule	Nodal Agency	Implementing Body	Cost in Lakhs
1.	Location for establishing the library	Aug. '94	DPEDSK	DIET	
2.	Selection of books	Sept. '94	DPEDSK	DIET	
3.	Completion of formalities	Oct. '94	DPEDSK	DIET	
4.	Release of funds	Oct. '94	DPEDSK	DPEDSK (Finance)	
5.	Purchasing Books & shelves	Nov. '94	DPEDSK	DPEDSK (Finance)	
6.	Supply of books & shelves	Nov. '94	DPEDSK	DPEDSK	2.0
7.	Monitoring	Dec. '94	DPEDSK	DPEDSK	0.088
8.	Posting of librarian	Dec. '94	DDI	DDE	
Total					2.088

COST ESTIMATE

Non Recurring		Recurring		Total	
I Year	Project period	I year	Project period	I year	Project period
2.0	2.00	0.088	0.64186	2.088	2.64186

CAPACITY BUILDING: GIRLS EDUCATION

No.	Activity	Time Schedule	Nodal Agency	Implementing Body	Cost in lakhs
1.	Identifying poor girls	Aug. '94	DPEDSK	VEC/PTA	
2.	Supplying clothes and kits to poor girls	Sept. 94	DPEDSK	VEC/PTA	1.00
3.	Identifying - meritorious* girls-S.T. and	Oct. '94	DPEDSK	VEC/PTA	
4.	Release of funds	Oct. '94	DPEDSK	VEC/PTA	
5.	Supplying Awards and incentives	Jan. '95	DPEDSK	VEC/PTA	1.00
Total					2.0

COST ESTIMATE

Non recurring		Recurring		Total	
I year	Project period	I year	Project period	I year	Project period
		2.	27.3	2.00	27.3

CAPACITY BUILDING: ESTABLISHMENT OF DISTRICT MANAGEMENT STRUCTURE

No.	Activity	Time Schedule	Nodal Agency	Implementing Body	Cost in lakhs
1.	Registration of District Primary Education development Society, Kerala	April '94	GOVT	DPEDSK	
2.	Supply of furniture, equipments vehicle and other infrastructural facilities	May '94	DPEDSK	DPEDSK	8.0625
3.	Appointment of staff	June '94	DPI	DDE	14.0595
4.	Starting function	June '94			
	Total				22.1220

COST ESTIMATE

Non recurring		Recurring		Total	
I year	Project period	I year	Project period	I year	Project period
8.0625	20.0625	14.0595	107.70835	22.1220	127.77085

DEEP - KASARAGOD

CAPACITY BUILDING : AUGMENTATION OF DIET

No	Activity	Time Schedule	Nodal Agency	Implementing Body	Cost in lakhs
1.	Sending proposal for purchase of vehicle	July '94	DPEDSK	DPEDSK	
2.	Releasing of fund		DPEDSK	DPEDSK	
3.	Purchase of vehicle	Aug. '94	DPEDSK	DPEDSK	3.0
4.	Instalment of telephone	Aug. '94	DPEDSK	DPEDSK	0.10
5.	Purchase of equipments	Sept. '94	DPEDSK	DPEDSK	
6.	Monitoring	Sept. '94	DPEDSK	DPEDSK	1.9
	Total				5.00

COST ESTIMATE

Non recurring		Recurring		Total	
I year	Project period	I year	Project period	I year	Project period
5.00	25.00			5.00	25.00

DPEP - KASARAGOD

Capacity Building : FORMATION OF SCHOOL COMPLEX

No.	Activity	Time Schedule	Nodal Agency	Implementing Body	Cost in lakhs
1.	Identification organising of complex centres	Sept. '94	DHESK	DHESK	0.1
2.	Releasing of funds for library books, etc. to lead school	Oct. '94	DHESK	DHESK	
3.	Purchase of library books lab equipments, etc.	Nov. '94	DHESK	DHESK	0.5
4.	Organising Activities	Jan. '95	DHESK	DHESK	0.4
Total					1.00

COST ESTIMATE

Non recurring		Recurring		Total	
I year	Project period	I year	Project period	I year	Project period
	44.07	1.00	58.76	1.00	102.83

DEPEP - KASARAGOD

Capacity Building : FORMATION OF V.E.C.

No	Activity	Time Schedule	Nodal Agency	Implementing Body	Cost in lakhs
1.	Formation of the V E C	Aug. '94	DPEDSK	DPEDSK	0.1
2.	Release of fund for the activities	Aug. '94	DPEDSK	DPEDSK	
3.	Conducting activities on the complex area	Sept. '94	DPEDSK	DPEDSK	0.5
4.	Monitoring programme	Sept. '94	DPEDSK	DPEDSK	0.4
Total					1.00

COST ESTIMATE

Non recurring		Recurring		Total	
I year	Project period	I year	Project period	1 year	Project period
		1.0	29.23	1.00	29.23

DEPEP - KASARAGOD

Capacity building: DOCUMENTATION CENTRE

No.	Activity	Time Schedule	Nodal Agency	Implementing Body	Cost in lakhs
1.	Sending proposals		DPEDSK	DPEDSK	
2.	Purchase of equipments		DPEDSK	DPEDSK	10.00
3.	Documentation Programmes		DPEDSK	DPEDSK	3.6
Total					13.6

COST ESTIMATE

Non Recurring		Recurring		Total	
I year	Project period	I year	Project period	I year	Project period
13.6	28,2799			13.6	28,2799

Calendar
of
Activities
for first year
1994-95

DPEP - KASARAGOD

CALENDAR OF ACTIVITIES FOR FIRST YEAR 1994-95

Sl. No.	Intervention	June 1994	July 1994	Aug. 1994	Sept. 1994	Oct. 1994	Nov. 1994	Dec. 1994	Jan. 1995	Feb. 1995	March 1995
(1)	(2)	(3)	(4)	(5)	(6)	(7)	(8)	(8)	(10)	(11)	(12)
1.	Opening new School	Proposal		Release fund	Start construction						Completion
2.	Opening NFE Centre	Village survey	Location centre	Training			Starting Class centres				
3.	Community mobilisation	Planning	Start					Comple- tion	Edl. survey		
4.	Teacher Trg. a) R.P.Trg. b) H.R.C. HM Trg. c) Teachers Trg.					R.P.Trg.	BRC HM Complex H.M.	Teachers training starts			
5.	Supply of furniture and teaching learning equipments				Prepare list of items	Fund release	Start purchase	Comple- tion			
6.	Replacing Thatched/rented buildings	Identi- fication schools		Fund release	Const- ruction starts					Completion work	
7.	Construction of seperation walls	Locating schools	Proposal		Fund release start			Comple- tion			

(1)	(2)	(3)	(4)	(5)	(6)	(7)	(8)	(9)	(10)	(11)	(12)
8.	Providing Drinking water facilities	Locating schools		Fund release	Purchase and supply						
9.	Opening pre-primary class	Selection trainees - Start Class									Completion of Trg.
10.	Establishing reference library Kannada			Location	Selection books	Fund release	Purchase & supply	Posting Librarian			
11.	Girls education			Identification	Supply clothes					Awards incentives	
12.	Dist. management system	Furniture & equipments	Appoint-ment staff								
13.	Augmentation DIET		Propo-sal	Purc-hase vehicle	Tele-phone & equip-ment						
14.	Organisation of School complex				Orga-nising	Fund release	equipme-nts supply				
15.	Formation of VEC				Forma-tion fund release						
16.	Documentation Centre	Propo-sal	Star-ting Pro-grammes	equip-ments pur-chase							

33

* Civil Works Programme

* Schedule for construction.

- village
 - Block
 - Present Primary school facilities
 - scope of new work
 - Cost estimate
 - site details
 - site survey
 - Design document
 - Construction method.
-
-

DPEP
KASARGOD

COST - ABSTRACT

DPEP - CIVIL WORKS PROGRAMME
SCHEDULE FOR CONSTRUCTION

Construction works	Cost Rs. in lakhs	
	<u>1994-95</u>	<u>1995-2000</u>
1. New Schools	10.05	40.20
2. Gurukula School		60.00
3. Additional Class Rooms		90.00
4. Replacing Thatched/Rented/ Dilapidated Buildings/ Class Rooms	36.00	336.00
5. Seperation walls	2.16	5.04
6. walls		15.00
7. Play Ground		6.25
Total	48.21	552.49

LIBRARY & DOCUMENTATION CENTRE
National Institute of Educational
Planning and Administration
17-A, Ansari Road, Daryaganj, New Delhi-110016
D-9993
28-9-98

DPEP - CIVIL WORKS PROGRAMME

KASARGOD DISTRICT

Schedule for Construction - 1994-95

PRIORITY - I
PROJECT

Sl. No.	Village/City Name	Block	Present primary school facilities	Scope of New work	Cost estimate for New work (in Lakhs)	Site secured	Engineering site survey completed	Design documents	Construction method
(1)	(2)	(3)	(4)	(5)	(6)	(7)	(8)	(9)	(10)

I. CONSTRUCTION OF NEW SCHOOL:

1.	Kumbla	Kumbla	Nil	7 class rooms (20'x20')	8.5	Yes	Yes	Standard Plan of the State Govt.	P.W.D.
----	--------	--------	-----	-------------------------	-----	-----	-----	----------------------------------	--------

Total

8.5 lakhs

II. CONSTRUCTION OF PLAY GROUND FOR NEW SCHOOL:

1.	Kumbla	Kumbla	None	One Play Ground	0.25	Yes	Yes	Standard Plan of the State Govt.	P.T.A.
----	--------	--------	------	-----------------	------	-----	-----	----------------------------------	--------

Total

0.25 lakhs

36

Contd.... 2

(1)	(2)	(3)	(4)	(5)	(6)	(7)	(8)	(9)	(10)
-----	-----	-----	-----	-----	-----	-----	-----	-----	------

III. CONSTRUCTION OF WELL (FOR NEW SCHOOL)

1.	Kumbla	Kumbla	None	One well	0.3	Yes	Yes	Standard Plan of State Govt.	P.T.A.
Total					0.3 lakhs				

IV. CONSTRUCTION OF URINALS (FOR NEW SCHOOL)

1.	Kumbla	Kumbla	None	Urinals/ Toilets	1.0	Yes	Yes	Standard Plan of State Govt.	P.T.A.
Total					1.0 lakhs				

V. REPLACEMENT OF THATCHED BUILDINGS:

1.	Bedadka	Kasargod	Thatched	3 class rooms (20'x20')	3.6	Yes	Yes	Standard Plan of State Govt.	P.T.A.
2.	Machur	Kasargod	Thatched & dilapidated (Insuffi- cient)	3 class rooms (20'x20')	3.6	Yes	Yes		P.T.A.

37-

(1)	(2)	(3)	(4)	(5)	(6)	(7)	(8)	(9)	(10)
3.	Chengala	Kasargod	Rented/Insufficiency of accommodation	3 Class rooms (20'x20')	3.6	Yes	Yes	Standard Plan of State Govt.	P.T.A.
4.	Madikai	Hosdurg	Thatched	3 Class rooms (20'x20')	3.6	Yes	Yes	-do-	P.T.A.
5.	Pullur	Bekal	-do-	3 Class rooms (20'x20')	3.6	Yes	Yes	-do-	P.T.A.
6.	Puthige		-do-	3 Class rooms (20'x20')	3.6	Yes	Yes	-do-	P.T.A.
7.	Enmakage	Manjeshwar	-do-	3 Class rooms (20'x20')	3.6	Yes	Yes	-do-	P.T.A.
8.	Meenja	Manjeshwar	-do-	3 Class rooms (20'x20')	3.6	Yes	Yes	-do-	P.T.A.
9.	Pallikare	Bekal	-do-	3 Class rooms (20'x20')	3.6	Yes	Yes	-do-	P.T.A.
10.	East Eleri	Chittarikal	-do-	3 Class rooms (20'x20')	3.6	Yes	Yes	-do-	P.T.A.
Total									

(1)	(2)	(3)	(4)	(5)	(6)	(7)	(8)	(9)	(10)
VI. CONSTRUCTION OF SEPERATION WALLS:									
1.	Kumbla	Kumbla	Nil	3	.108	Yes	Yes	Standard Plan of State Govt.	P.T.A.
2.	Mangalpadi	Manjeshwar	Nil	6	0.216	Yes	Yes	-do-	P.T.A.
3.	Trikaripoor	Chervathoor	Nil	3	0.108	Yes	Yes	-do-	P.T.A.
4.	Padne	Chervathoor	None	3	0.108	Yes	Yes	-do-	P.T.A.
5.	Kayyoor cheemeni	Cheruvathoor	None	3	0.108	Yes	Yes	-do-	P.T.A.
6.	Pilikode	Cheruvathoor	None	3	0.108	Yes	Yes	-do-	P.T.A.
7.	Cheruvathoor	Cheruvathoor	No	3	0.108	Yes	Yes	-do-	P.T.A. 39
8.	Kinanoor- Karinthalam	Cheruvathoor	No	3	0.108	Yes	Yes	-do-	P.T.A.
9.	Panathadi	Chittarikal	No	3	0.108	Yes	Yes	-do-	P.T.A.
10.	Kodombelur	Kasaragod	No	3	0.108	Yes	Yes	-do-	P.T.A.
11.	Kanhangad	Hosdurg	No	3	0.108	Yes	Yes	-do-	P.T.A.
12.	Ajanur	Bekal	No	3	0.108	Yes	Yes	-do-	P.T.A.

(1)	(2)	(3)	(4)	(5)	(6)	(7)	(8)	(9)	(10)
13.	Udma	Bekal	No	3	0.108	Yes	Yes	Standard plan of State Govt.	P.T.A.
14.	Muliyar	Chittarikal	No	3	0.108	Yes	Yes	-do-	P.T.A.
15.	Bedadka	Kasaragod	No	3	0.108	Yes	Yes	-do-	P.T.A.
16.	Kasaragod Municipality	Kasaragod	Nil	3	0.108	Yes	Yes	-do-	P.T.A.
17.	Chemnad	Kasaragod	Nil	3	0.108	Yes	Yes	-do-	P.T.A.
18.	Mogral Puthur	Kumbla	Nil	3	0.108	Yes	Yes	-do-	P.T.A.
19.	Puthige	Kumbla	Nil	3	0.108	Yes	Yes	-do-	P.T.A.
Total					2.16 lakhs				

DPEP-CIVIL WORKS PROGRAMME
KASARAGOD

CONSTRUCTION OF NEW SCHOOL

List of location-1994-95

Sl. No.	Panchayat	Location	No.	Cost (Rs. in lakhs)
1.	Kumbla	Koyippadikadapuram	1	8.5
Total				8.5

CONSTRUCTION OF URINALS - FOR THE NEW SCHOOL

1.	Kumbla	Koyippadikadapuram	1	1.0
Total				1.0

CONSTRUCTION OF WELL

1.	Kumbla	Koyippadikadapuram	1	0.3
Total				0.3

LEVELLING OF PLAY GROUND

1.	Kumbla	Koyippadikadapuram	1	0.25
Total				0.25
Total				10.05 lakhs

Contd.... 2

REPLACING THATCHED/RENTED BUILDINGS

List of Schools: 1994-95

Sl. No.	Panchayat	Name of Schools	No. of rooms	Cost (Rs. in lakhs)
1.	Bedadka	1. G.H.S.Kundankuzhi	3	3.6
2.	Madhur	2. Labschool, Mayipadi	3	3.6
3.	Chengala	3. G.H.S. Alampadi	3	3.6
4.	Madikal	4. G.H.S. Kakkal	3	3.6
5.	Pullur Periya	5. G.H.S.Kalliot	3	3.6
6.	Puthige	6. G.J.B.S.Magu	3	3.6
7.	Enmakaje	7. G.WLPS Kajjampadol	3	3.6
8.	Meenja	8. GUPS Kadambur	3	3.6
9.	Pallikera	9. G.UPS Keekan	3	3.6
10.	East Eleri	10. GUPS Kannivayal	3	3.6
Total			30	36 lakhs

CONSTRUCTION OF SEPARATION WALLS

List of schools - 1994-95

Sl. No.	Panchayat	Name of School	No. of Separation walls	Cost (Rs. lakhs)
1.	Kumbla	1. GOVT. J.B.S. Kumbadje	3	.108
2.	Mangalpadai	2. G.B.L.P.S.Mangalpadai	3	.108
		3. G.L.P.S. Mulinja	3	.108
3.	Trikaripur	4. G.U.P.S.Methannei	3	.108
4.	Padne	5. G.U.P.S. Padne	3	.108
5.	Kayoorcheemeni	6. G.U.P.S.Nalilankandan	3	.108
6.	Pilikode	7. G.U.P.S. Ghandera	3	.108
7.	Cheruvathur	8. G.W.U.P.S.Cheruvathur	3	.108
8.	Kinanoor Karinthalam	9. G.U.P.S.Chavakuzhi- Koovatti	3	.108
9.	Panathady	10. G.U.P.S.Chamundikunnu	3	.108
10.	Kodombelur	11. G.U.P.S. Paraklai	3	.108
11.	Kanhangad	12. G.L.P.S. Padnekad	3	.108
12.	Ajanur	13. G.U.P.S. Pathiyakandan	3	.108
13.	Udma	14. G.F.U.P.S. Kottikulam	3	.108
14.	Muliyar	15. G.U.P.S. Muliyar Mapla	3	.108
15.	Bedadka	16. G.U.P.S. Manadakam	3	.108
16.	Kasaragod	17. G.U.P.S. Kasaragod	3	.108
17.	Chamnad	18. G.U.P.S. Bendichal	3	.108
18.	Mogral Puthur	19. G.U.P.S. Mogral Puthur	3	.108
19.	Puthige	20. G.S.B.S. Soorambail	3	.108
Total			60	2.16 lakh

DPEP-CIVIL WORKS PROGRAMME
Schedule for Construction 1995 to 2000

PRIORITY II
PROJECTS
KASARAGOD

Sl. No.	Village/City Name	Block	Present Primary School facilities	Scope of new works	Cost estimate for New work (in lakhs)	Site secured	Engineering site survey completed	Design documents	Construction method
(1)	(2)	(3)	(4)	(5)	(6)	(7)	(8)	(9)	(10)
I. CONSTRUCTION OF NEW SCHOOL									
1.	Adriguli	Kasargod	Nil	7 class rooms 20'x20'	8.5	Yes	Yes	Standard plan of State Govt	P.W.D.
2.	Nekthe	Bekal	Nil	7 Class rooms	8.5	Yes	Yes	-do-	P.W.D.
3.	Pilankatta	Hosdurg	Nil	7 Class rooms	8.5	Yes	Yes	-do-	P.W.D.
4.	Aloor	Kasargod	Nil	7 Class rooms	8.5	Yes	Yes	-do-	P.W.D.
A. Construction of well in New Schools (4x0.3)					1.2	Yes	Yes	-do-	P.W.D.
B. Construction of Urinals (4x1.0)					4.0	Yes	Yes	-do-	P.W.D.
C. Construction of Play Ground (4x0.25)					1.0	Yes	Yes	-do-	P.W.D.
Total					40.2 lakhs				

Contd..... 2

(1)	(2)	(3)	(4)	(5)	(6)	(7)	(8)	(9)	(10)
<u>CONSTRUCTION OF GURUKULA SCHOOLS</u>									
1. Badia@ka	Kumbla		Nil	Residential Schools	60.00	Yes	Yes	Standard Plan of State Govt.	P.W.D.
Total					60 lakhs				

CONSTRUCTION OF ADDITIONAL ROOMS

1. Belluru	Manjeswar	4 Rooms	3 Rooms		3.60	Yes	Yes	-do-	P.T.A.
2. Kumbadge	Manjeshwar	4	3		3.60	Yes	Yes	-do-	P.T.A.
3. Mangdpadi	Manjeshwar	8	6		7.20	Yes	Yes	-do-	P.T.A.
4. Puthige	Kumbla	4	3		3.60	Yes	Yes	-do-	P.T.A. ⁴⁵
5. Meenja	Manjeswar	4	3		3.60	Yes	Yes	-do-	P.T.A.
6. Manjeswar	Manjeswar	5	4		5.80	Yes	Yes	-do-	P.T.A.
7. Kumbla	Kumbla	8	3		3.60	Yes	Yes	-do-	P.T.A.
8. Badiedka	Kasargod	8	3		3.60	Yes	Yes	-do-	P.T.A.
9. Muliyai	Kasaragod	8	4		4.80	Yes	Yes	-do-	P.T.A.

(1)	(2)	(3)	(4)	(5)	(6)	(7)	(8)	(9)	(10)
10.	Delampadi	Kasaragod	8 rooms	4 rooms	4.80	Yes	Yes	Standard Plan of State Govt.	P.T.A.
11.	Chengla	Kasaragod	4	3	3.60	Yes	Yes	-do-	P.T.A.
12.	Chemnad	Kasaragod	5	3	3.60	Yes	Yes	-do-	P.T.A.
13.	Bedadka	Kasaragod	3	3	3.60	Yes	Yes	-do-	P.T.A.
14.	Mogral Puthur Kumbala		4	2	2.40	Yes	Yes	-do-	P.T.A.
15.	Udma	Bekal	9	4	4.80	Yes	Yes	-do-	P.T.A.
16.	Ajanur	Bekal	4	3	3.60	Yes	Yes	-do-	P.T.A. ⁴
17.	Balal	Chittarikal	6	4	4.80	Yes	Yes	-do-	P.T.A.
18.	Kodom Belur	Chittarikal	3	3	3.60	Yes	Yes	-do-	P.T.A.
19.	Madikai	Hosdurg	5	6	7.20	Yes	Yes	-do-	P.T.A.
20.	Pallikare	Bekal	4	3	3.60	Yes	Yes	-do-	P.T.A.
21.	Panathadi	Chittarikal	7	3	3.60	Yes	Yes	-do-	P.T.A.
Total				75 rooms	90.0 lakhs				

(1)	(2)	(3)	(4)	(5)	(6)	(7)	(8)	(9)	(10)
<u>CONSTRUCTION OF DILAPIDATED/THATCHED/RENTED BUILDINGS</u>									
1.	Mangalpada	Manjeswar	Thatched	9 rooms	10.8	Yes	Yes	Standard Plan of State Govt	P.T.A.
2.	Vorkadi	Manjeswar	"	3	3.6	Yes	Yes	-do-	P.T.A.
3.	Pothige	Kumbla	"	6	7.20	Yes	Yes	-do-	P.T.A.
4.	Meenja	Manjeswar	"	12	14.4	Yes	Yes	-do-	P.T.A.
5.	Manjeswar	Manjeswar	"	9	10.8	yes	Yes	-do-	P.T.A.
6.	Kumbla	Kumbla	"	18	21.6	yes	Yes	-do-	P.T.A.
7.	Enmakje	Kumbla	"	3	3.6	Yes	Yes	-do-	P.T.A.
8.	Bedadka	Kasaragod	"	3	3.6	ye	Yes	-do-	P.T.A. 47
9.	Muliyar	Kasaragod	"	-	-	Yes	Yes	-do-	P.T.A.
10.	Karadka	Kasaragod	"	3	3.6	Yes	Yes	-do-	P.T.A.
11.	Belampadi	Kasaragod	"	6	7.2	yes	Yes	-do-	P.T.A.
12.	Chengala	Kasaragod	"	9	10.8	yes	Yes	-do-	P.T.A.
13.	Chemnad	Kasaragod	"	12	14.4	Yes	Yes	-do-	P.T.A.
14.	Bedadka	Kasaragod	"	15	18.0	Yes	Yes	-do-	P.T.A.
15.	Madhur	Kasaragod	"	12	14.4	Yes	Yes	-do-	P.T.A.

(1)	(2)	(3)	(4)	(5)	(6)	(7)	(8)	(9)	(10)
16.	Mogral Puthur	Kumbla	Thatched	3	3.6	Yes	Yes	Standard Plan of State Govt.	P.T.A.
17.	Udma	Bekal	"	9	10.80	Yes	Yes	-do-	P.T.A.
18.	Ajanur	Bekal	Rented	9	10.80	Yes	Yes	-do-	P.T.A.
19.	Kedom Belur	Chittarikal	Thatched	6	7.20	Yes	Yes	-do-	P.T.A.
20.	Madikai	Cheruvathur	"	15	18.00	Yes	Yes	-do-	P.T.A.
21.	Pallikare	Bekal	"	9	10.80	Yes	Yes	-do-	P.T.A.
22.	Panathadi	Chittarikal	"	6	7.20	Yes	Yes	-do-	P.T.A.
23.	Pullur Periyē	Bekal	"	9	10.30	Yes	Yes	-do-	P.T.A.
24.	Cheruvathur	Cheruvathur	"	9	10.80	Yes	Yes	-do-	P.T.A.
25.	Kayyoor Chee- meni	Cheruvathur	"	12	140.4	Yes	Yes	-do-	P.T.A.
26.	Neeleswar	Cheruvathur	"	6	7.2	Yes	Yes	-do-	P.T.A.
27.	East Eleri	Chittarikal	"	6	7.2	Yes	Yes	-do-	P.T.A.
28.	Pellicode	Cheruvathur	"	6	7.2	Yes	Yes	-do-	P.T.A.
29.	West Eleri	Chittarikal	"	6	7.2	Yes	Yes	-do-	P.T.A.
30.	Kinanoor Karinthalam	Chittarikal	"	3	3.6	Yes	Yes	-do-	P.T.A.

(1)	(2)	(3)	(4)	(5)	(6)	(7)	(8)	(9)	(10)
31.	Trikaripur	Cheruvathur	Thatched	9	10.8	Yes	Yes	Standard Plan of State Govt	P.T.A.
32.	Valiyaparambil	Cheruvathur	"	12	14.4	Yes	Yes	-do-	P.T.A.
33.	Kanhangad	Bekal	"	9	10.8	Yes	Yes	-do-	P.T.A.
34.	Kasaragod	Kasaragod	"	17	20.4	Yes	Yes	-do-	P.T.A.
Total				280 rooms	336 lakhs				

CONSTRUCTION OF SEPARATION WALLS (No.140 walls)

DFEP - KASARAGOD

69

1.	Bellur	Manjeswar	Open Hall 3 walls		0.108	Yes	Yes	-do-	P.T.A.
2.	Kumbadaji	Manjeswar	-do- (20'x20')	3	0.108	Yes	Yes	-do-	P.T.A.
3.	Mangalpadi	Manjeswar	-do-	3	0.108	Yes	Yes	-do-	P.T.A.
4.	Vorkadi	Manjeswar	-do-	3	0.108	Yes	Yes	-do-	P.T.A.
5.	Puthige	Kumbla	-do-	3	0.108	Yes	Yes	-do-	P.T.A.
6.	meenja	Manjeswar	-do-	6	0.216	Yes	Yes	-do-	P.T.A.
7.	Manjeswar	Manjeswar	-do-	9	.324	Yes	Yes	-do-	P.T.A.

Contd.....7

(1)	(2)	(3)	(4)	(5)	(6)	(7)	(8)	(9)	(10)
8.	Kumbla	Kumbla	Open Hall	12 walls (20'x20'x6')	.432	Yes	Yes	Standard Plan of State Govt	P.T.A.
9.	Enmakaje	Kumbla	"	3	.108	Yes	Yes	-do-	P.T.A.
10.	Badiyadk	Kasaragod	"	6	.216	Yes	Yes	-do-	P.T.A.
11.	Muliyar	Kasaragod	"	6	.216	Yes	Yes	-do-	P.T.A.
12.	Delampadi	Kasaragod	"	6	.216	Yes	Yes	-do-	P.T.A.
13.	Chemnad	Kasaragod	"	15	.54	Yes	Yes	-do-	P.T.A.
14.	Panathadi	Chittarikal	"	3	.108	Yes	Yes	-do-	P.T.A.
15.	Pullur Periyē	Bekal	"	6	.216	Yes	Yes	-do-	P.T.A.
16.	Cheruvathur	Cheruvathur	"	3	.108	Yes	Yes	-do-	P.T.A.
17.	Kayoor Cheemeni	Cheruvathur	"	12	.432	Yes	Yes	-do-	P.T.A.
18.	Neeleswar	Cheruvathur	"	3	.108	Yes	Yes	-do-	P.T.A.
19.	East Eleri	Chittarikal	"	3	.108	Yes	Yes	-do-	P.T.A.
20.	Pilikode	Cheruvathur	"	6	.216	Yes	Yes	-do-	P.T.A.
21.	Kinanur Karinthalam	Chittarikal	"	3	.108	Yes	Yes	-do-	P.T.A.
22.	Trikaripur	Cheruvathur	"	6	.216	Yes	Yes	-do-	P.T.A.
23.	Padae	Hosdurg	"	3	.108	Yes	Yes	-do-	P.T.A.

50

(1)	(2)	(3)	(4)	(5)	(6)	(7)	(8)	(9)	(10)
24.	Valiyaparamba	Cheruvathur	Open hall	8 walls (20'x20'x6')	.288	Yes	Yes	Standard Plan of State Govt	P.T.A.
25.	Kanhangad	Kanhangad	"	3	.108	Yes	Yes	-do-	P.T.A.
26.	Ksaragod	Kasaragod	"	6	.36	Yes	Yes	-do-	P.T.A.
Total				140 walls 5.04 lakhs					

CONSTRUCTION OF WELLS (No.50)

1.	Belluru	Manjeswar	No water faci- lity	New well 1	.3	Yes	Yes	-do-	P.T.A.
2.	Kumbadage	Manjeswar	"	1	.3	Yes	Yes	-do-	P.T.A.
3.	Mangalpady	Manjeswar	"	4	1.2	Yes	Yes	-do-	P.T.A.
4.	Vorkadi	Manjeswar	"	1	.3	Yes	Yes	-do-	P.T.A.
5-	Puthike	Kumbala	"	1	.3	Yes	Yes	-do-	P.T.A.
6.	Meenja	Manjeswar	"	2	.6	Yes	Yes	-do-	P.T.A.
7.	Manjeswar	Manjeswar	"	5	1.5	Yes	Yes	-do-	P.T.A.
8.	Kumbla	Kumbla	"	4	1.2	Yes	Yes	-do-	P.T.A.
9.	Muliyar	Kasaragod	"	2	.6	Yes	Yes	-do-	P.T.A.

(1)	(2)	(3)	(4)	(5)	(6)	(7)	(8)	(9)	(10)
10. Karadka	Kasaragod	No water facility	New well	1	.3	Yes	Yes	Standard Plan of State Govt	P.T.A.
11. Udma	Bekal	"	"	4	1.2	Yes	Yes	-do-	P.T.A.
12. Ajanur	Bekal	"	"	4	1.2	Yes	Yes	-do-	P.T.A.
13. Balal	Chittarikal	"	"	2	1.2	Yes	Yes	-do-	P.T.A.
14. Pullur Periyé	Bekal	"	"	2	.6	yes	Yes	-do-	P.T.A.
15. Cheruvathur	Cheruvathur	"	"	1	.3	Yes	Yes	-do-	P.T.A.
16. Kayyoor Chemeni	Cheruvathur	"	"	2	.6	Yes	Yes	-do-	P.T.A.
17. Neeleswar	Cheruvathur	"	"	1	.3	Yes	Yes	-do-	P.T.A.
18. East Eleri	Cheruvathur	"	"	1	.3	Yes	Yes	-do-	P.T.A.
19. Pilikode	Cheruvathur	"	"	1	.3	Yes	Yes	-do-	P.T.A.
20. West Eleri	Chittarikal	"	"	3	.9	Yes	Yes	-do-	P.T.A.
21. Kinanur Karinthalam	Chittarikal	"	"	2	.6	Yes	Yes	-do-	P.T.A.
22. Trikaripur	Cheruvathur	"	"	1	.3	Yes	Yes	-do-	P.T.A.
23. Valiyaparamba	Cheruvathur	"	"	3	.9	Yes	Yes	-do-	P.T.A.
24. Kanhangad	Bekal	"	"	1	.3	Yes	Yes	-do-	P.T.A.
25. Kasaragod	Kasaragod	"	"	2	.6	Yes	Yes	-do-	P.T.A.
Total				50 wells 15 lakhs					

(1)	(2)	(3)	(4)	(5)	(6)	(7)	(8)	(9)	(10)
<u>CONSTRUCTION OF PLAYGROUND (Nos. 25)</u>									
1. Karadka	Kasaragod	No facility for sport	Ground levelling - 1	.25	Yes	Yes	Standard Plan of State Govt	P.T.A.	
2. Delampady	Kasaragod	"	2	.50	Yes	Yes	-do-	P.T.A.	
3. Chemnad	Kasaragod	"	2	.50	Yes	Yes	-do-	P.T.A.	
4. Chengla	Kasaragod	"	2	.50	Yes	Yes	-do-	P.T.A.	
5. Bedadka	Kasaragod	"	2	.50	Yes	Yes	-do-	P.T.A.	
6. Madhur	Kasaragod	"	2	.50	Yes	Yes	-do-	P.T.A.	
7. Mogral Puthur	Kumbla	"	1	.25	Yes	Yes	-do-	P.T.A.	
8. Udma	Bekal	"	3	.75	Yes	Yes	-do-	P.T.A.	5
9. Ajanur	Bekal	"	1	.25	Yes	Yes	-do-	P.T.A.	
10. Belal	Chittarikal	"	1	.25	Yes	Yes	-do-	P.T.	
11. Kodombelur	Chittarikal	"	2	.50	Yes	Yes	-do-	P.T.A.	
12. Makikal	Cheruvathur	"	2	.50	Yes	Yes	-do-	P.T.A.	
13. Pallikara	Bekal	"	1	.25	Yes	Yes	-do-	P.T.A.	
14. Cheruvathur	Cheruvathur	"	1	.25	Yes	Yes	-do-	P.T.A.	
15. Kayyoorcheemani	Cheruvathur	"	2	.50	Yes	Yes	-do-	P.T.A.	
Total				25 Play grounds	6.25 lakhs				

First year activities

Interventions
and

flow of money channel

DPEP - KASARGOD

FIRST YEAR ACTIVITIES - INTERVENTIONS AND MODE OF FUND FLOW - 1994-95

Sl. No.	Objectives and Interventions	Funding Agency	Mature of funding	Monitoring and Evaluation	Remarks
(1)	(2)	(3)	(4)	(5)	(6)
<u>IMPROVING ACCESS:</u>					
1.	Opening of new schools	DPEDSK	Cheque issued to the P.W.D.	VEC/DPEDSK	Construction starts in Sept.1994 Completion on March '95 - periodical monitoring by VEC
2.	Opening Nonformal Education centres	DPEDSK	Cheque issued to Principal DIET	DPEDSK	Training programme for instructors - conducted at DIET - Starting 5 centres as pilot project
3.	Community mobilisation	DPEDSK	Cheque to DIET	DPEDSK	Familiarisation of the Project is done initially through meetings continued with mobilisation Programmes
<u>RETENTION AND QUALITY:</u>					
4.	Teacher Training (a) BRC HMS Trg. (b) R.P. Training (c) Teachers Trg.	DPEDSK	Cheque to Principal and DIET and cash to Participants	DPEDSK	R.P.S. are given training by DIET Staff. RPS in turn orient BRC HMS, Complex H.M.S. and teachers
5.	Supply of furniture and teaching learning equipments	DPEDSK	Cheque to the PTA	V.E.C.	VEC - should ensure quality of the items.

(1)	(2)	(3)	(4)	(5)	(6)
6.	Replacing thatched/ rented buildings	DPEDSK	Cheque to PTA	VEC	VEC should ensure the strength and efficiency of the work.
7.	Construction of Separation walls	DPEDSK	Cheque to PTA	VEC	VEC to ensure the efficiency of work
8.	Drinking water facility	DPEDSK	Cheque to PTA	VEC	VEC to ensure quality of the items supplied.
9.	Opening of Pre- primary class	DPEDSK	Cheque to Principal DIET	DPEDSK	Training Programme for teacher trainees. Pre-primary conducted in DIET.
10.	Establishing refe- rence library-Kannada	DPEDSK	Cheque issued to Principal DIET	DPEDSK	Selection of relevant books to be done by DIET faculty.
11.	Girls education	DPEDSK	Cheque issued to VEC Chairman	DPEDSK	Selection to be relevant by VEC
12.	District Manage- ment system	PEDSK	Direct payment to DPEDSK	State Project Advisory body	
13.	Augmentation of DIET	PEDSK	Direct payment to DPEDSK	State Project Advisory body	
14.	Organisation of School complex	DPEDSK	Cheque to VEC Chairman	DPEDSK	Complex activities to be co-ordinated by VEC and Complex co-ordinator.
15.	Formation of VEC	DPEDSK	Cheque to Chairman VEC	Evaluation wing of DPEDSK	
16.	Documentation centre	DPEDSK	Cheque to Principal DIET	DPEDSK	Installation of equipments to be done in the initial stage itself.

AS

SUGGESTED LIST OF TEACHING LEARNING EQUIPMENTS,
FURNITURE AND PLAY MATERIALS FOR PURCHASE
TO PROJECT SCHOOLS

.....

1. TEACHING LEARNING EQUIPMENTS:

1. Spring balance
2. Common balance
3. weight box
4. Set of weights
5. Meter scales
6. Weighing machine
7. Measuring tape
8. Magnete - all types
9. Mirrors - Plane, convex, concave.
10. Mirror stand
11. Lense - convex - concave
12. Compound bar
13. Ebonite rod.
14. Electroscope
15. Galvano meter
16. Beakers
17. Test tubes
18. Measuring Jar
19. watch glass
20. China dish
21. Ounce glass
22. Pippette

Contd..... 2

23. Mathematical instrument set
24. Microscope - compound
25. Magnifying glass
26. Slides - set
27. Dissection set
28. Globe
29. Maps & Charts
30. Spirit lamp
31. Test tube holder
32. Test tube brush
33. Tripod stand
34. Any other essential items.

CONSUMABLE MATERIALS

1. Hydrochloric acid
2. Sulphuric acid
3. Nitric acid
4. Magnesium ribbon
5. Copper sulphate
6. Potassium Permanganate
7. Cobaltine
8. Spirit
9. Phenolphthalein

-59-

10. Methyl Orange
11. Methylene blue
12. Acetyo Carmine
13. Cover glass
14. Any other essential items.

FURNITURE

1. Bench
2. Desk
3. Table
4. Stool
5. Chair
6. Blackboard with easel
7. Duster
8. wrack - wooden
9. shelf/Almirah
10. Any other essential items.

PLAY MATERIALS

1. Ball
2. Ring
3. Skipping rope
4. Other essential items.

LIBRARY & DOCUMENTATION CENTRE
National Institute of Educational
Planning and Administration,
17-B, Netaji Subhas Marg,
New Delhi-110016

D-9993
28-9-98