

**ANALYSIS
OF
BUDGETED EXPENDITURE
ON EDUCATION
2007-08 TO 2009-10**



सत्यमेव जयते

**GOVERNMENT OF INDIA
MINISTRY OF HUMAN RESOURCE DEVELOPMENT
(DEPARTMENT OF HIGHER EDUCATION)
PLANNING, MONITORING & STATISTICS BUREAU
NEW DELHI
2011**

ANALYSIS
OF
BUDGETED EXPENDITURE
ON EDUCATION
2007-08 to 2009-10



GOVERNMENT OF INDIA
MINISTRY OF HUMAN RESOURCE DEVELOPMENT
(DEPARTMENT OF HIGHER EDUCATION)
PLANNING , MONITORING & STATISTICS BUREAU
NEW DELHI
2011

PROJECT TEAM

Miss RUCHIKA GUPTA		DY. DIRECTOR
Shri MITRA SAIN		ASSISTANT DIRECTOR
Shri V.S. NAGAR		SR. STATISTICAL OFFICER
Smt.PRITI TRIVEDI		SR. STATISTICAL OFFICER
Shri P.S.DHUNNA		UPPER DIVISION CLERK

C.M.I.S STAFF

Shri OM PRAKASH		PROGRAMMER
Shri E. KRISHNA KUMARAN		DATA PROCESSING ASSISTANT
Mrs. NEERU BALA		DATA ENTRY OPERATOR

PREFACE

This Publication brought out annually, analyses the Budget provisions made by the States/UTs and the Central Ministries for the development of education in their Budgets as placed below before the Legislatures and Parliament. The present issue gives information in respect of actual expenditure for the year 2007-08 revised estimates of the expenditure for the year 2008-09 and the budget estimates for the year 2009-10. An analysis of the budget documents (Demands for Grants) for the year 2009-10 has also been presented in the document.

Total expenditure on education as incurred by the Centre, States and Union Territories have been taken into account. Effort is always made to take precaution against double counting of expenditure because the whole of actual expenditure, both central grant and State's share, under Centrally Sponsored Schemes (CSS) of Education Department is made by States/UTs and shown as such in their budget documents. The expenditure incurred on Centrally Sponsored Schemes of the department has been included in the Central Budget and has been excluded from the State's Budget.

Special features of graphic representation of data and its analysis has been added. Bar charts and pie charts have been used as tools to portray the salient and unique features of the analysis. In this publication a statement indicating the Public Expenditure on Education as percentage of GDP from 1999-00 to 2009-10 is also added. We are sure that this will help in putting more emphasis and focus on the salient observations thrown up by the analysis. This will also make the publication more lively and useful.

(Vijay P. Goel)
Deputy Director General

CONTENTS**A.**

I. Introduction	1
II. Analysis of Budgeted Expenditure	4
III. Expenditure on Education as percentage of Gross Domestic Product (GDP)/Gross State Domestic Product (GSDP)	11
IV. Budgeted Expenditure on Education (Capital Accounts)	13
V. Budgeted Expenditure on Education(Revenue and Capital Account)	14
VI. Appendix:-Method of Estimation of Sector-wise Expenditure on Education	16

B.**Analytical Tables No.1 to 9**

Table 1	Budgeted Expenditure on Education by Education Department and other Departments.
Table 2	Budgeted Expenditure (Plan and Non Plan by Education Department and other Departments (Revenue Account)
Table 3	Budgeted Expenditure on Education and Training (Revenue Accounts)
Table 4	Budgeted Expenditure on Education by Education Department of Central Government (Revenue Account)
Table 5	Statement indicating the Public Expenditure on Education as percentage of GDP
Table 6	Statement indicating the sector-wise Public Expenditure on Education as percentage of GDP for States/Uts and Centre
Table 7	Relationship between Budgeted Expenditure on Education and Gross Domestic Product of States/Uts
Table 8	Percentage of Capital Expenditure on Education to Total Budget (Capital Account)State-wise
Table 9	Total Budget (States and Centre) (Revenue, Capitals and Loan &Advances)

(ii)

C. Statistical Statements No. 1 to 33

Statement No.1	Budgeted Provision for Education & Training at the Centre (Revenue Account).	1
Statement No.2	Budgeted Expenditure on Education, Training by Education and other departments (Revenue Account).	5
Statement No.3	Plan and Non-Plan Budget Provision for Education by all departments (Revenue Account)	8
Statement No.3A	Percentage share of total Plan and Non-Plan Budgeted Expenditure of Education Department in the total State Plan and Non-Plan Budgeted Expenditure (Revenue Account)	11
Statement No.3B	Percentage share of Total Plan and Non-Plan Budgeted Expenditure of Education and other departments in the total State Plan & Non-Plan Budgeted Expenditure (Revenue Account)	12
Statement No.4	Total State Budget and Budgeted Expenditure on Education and Training (Revenue Account)	13
Statement No.5	Plan and Non-Plan Budgeted Expenditure on Education by Education Departments (Revenue Account)	14
Statement No.6	Total Plan Budgeted Expenditure on education by all departments (Revenue Account).	17
Statement No.7	Plan and Non-Plan Budgeted Expenditure on Elementary Education (Revenue Account).	18

(iii)

Statement No.8	Plan and Non-Plan Budgeted Expenditure on Elementary Education by Sub heads (Revenue Account)	19
Statement No.9	Plan and Non-Plan Budgeted Expenditure on Secondary Education (Revenue Account)	28
Statement No.10	Plan and Non-Plan Budgeted Expenditure by sub heads on Secondary Education (Revenue Account)	29
Statement No.11	Plan and Non-Plan Budgeted Expenditure on Adult Education (Revenue Account).	38
Statement No.12	Plan and Non-Plan Budgeted Expenditure on Adult Education by sub-heads (Revenue Account)	39
Statement No.13	Plan and Non-Plan Budgeted Expenditure on University and other Higher Education (Revenue Account)	44
Statement No.14	Plan and Non-Plan Budgeted Expenditure on University and other Higher Education by Sub-Heads (Revenue Account)	45
Statement No.15	Plan and Non-Plan Budgeted Expenditure on Technical Education (Revenue Account)	51
Statement No.16	Plan and Non-Plan Budgeted Expenditure on Technical Education by Sub-Heads (Revenue Account)	52
Statement No.17	Plan and Non-Plan Budgeted Expenditure on Physical Education (Revenue Account)	61
Statement No.18	Plan and Non-Plan Budgeted Expenditure on Physical Education by Sub-Heads (Revenue Account)	62

Statement No.19	Plan and Non-Plan Budgeted Expenditure on other General Education Programme (Revenue Account)	63
Statement No.20	Plan and Non-Plan Budgeted Expenditure on other General Education Programme by Sub-Heads (Revenue Account)	64
Statement No.21	Plan and Non-Plan Budgeted Expenditure on Language Development (Revenue Accounts)	69
Statement No.22	Plan and Non-Plan Budgeted Expenditure on Language Development by Sub-Heads (Revenue Accounts)	70
Statement No.23	Budgeted Expenditure on Education of the Education Departments according to heads of charges (Revenue Account) for 2007-08 (Actuals).	75
Statement No.23A	Capital Account for 2007-08 (Actuals) (Statewise).	76
Statement No.23B	Loans & Advances 2007-08 (Actuals) (Statewise).	77
Statement No.24	Budgeted Expenditure on Education of the Education Departments according to Heads of charges (Revenue Account) for 2008-09(Revised Estimates).	78
Statement No.24A	Capital Account 2008-09(Revised Estimates) (Statewise).	79
Statement No.24B	Loans & Advances 2008-09(Revised Estimates) (Statewise).	80
Statement No.25	Budgeted Expenditure on Education of the Education Department according to Heads of charges (Revenue Account) for 2009-10 (Budget Estimates).	81
Statement No.25A	Capital Account 2009-10 (Budget Estimates) (Statewise).	82

Statement No.25B	Loans & Advances 2009-10 (Budget Estimates) (Statewise).	83
Statement No.26	Sectorwise Plan and Non-Plan Actual Expenditure of Education Departments of States/UTs and Centre (Revenue Account) for 2007-08.	84
Statement No.27	Sectorwise Plan and Non-Plan Revised Estimates for Education Departments of States/UTs and Centre (Revenue Account) for 2008-09.	85
Statement No.28	Sectorwise Plan and Non-Plan Budget Estimates for Education Departments of States/UTs and Centre (Revenue Account) for 2009-10.	86
Statement No.29	Budgeted Expenditure on Education of Education Department (Capital Account) for 2007-08 (Actuals).	87
Statement No.30	Budgeted Expenditure on Education of Education Department (Capital Account) for 2008-09(Revised Estimates).	88
Statement No.31	Budgeted Expenditure on Education of Education Department (Capital Account) for 2009-10 (Budget Estimates).	89
Statement No.32	Budget Provision for Centre and State/UTs Education Departments under Revenue Account, Capital Accounts and Loans and Advances for 2009-10.	90
Statement No.33	Total Budget (Plan and Non-Plan) Centre & States/UTs	92

INTRODUCTION

This publication gives the details of the Plan and Non Plan expenditure budgeted by the education departments of the States/UTs and the Centre for various sub-sectors of Education. Departments other than the Department of Education also incur some expenditure on education and an effort has been made to include the budget estimates of their expenditure on education in order to get the total picture of public expenditure on education in the country. The expenditure of other departments also includes the expenditure on training (formal and non-formal).

The total amount of budget provisions on the revenue account made for education for the year 2009-10 by education departments for the States/UTs and the Centre works out to Rs. 194642.91 crore (Rs. 150110.70 crore in State Sector and Rs. 44532.21 crore in the Central sector) which is 20.15% more than the revised estimates of Rs.161998.02 crore for 2008-09. This amount constitutes 11.07% of the total budget provisions made on the revenue account in the States and at the Centre.

Apart from the revenue account, the Education Departments also make some provisions for capital works. The total budget estimates on the capital accounts (including loans) accounted for only Rs.3786.87 crore (Rs.3786.87 crore in the State Sector and Rs.0.00 crore in the Central Sector). Taking into account both the revenue as well as the capital account, the total budget estimates for education for 2009-10 of the State Education Departments and the Education Departments of the Centre works out to Rs.198429.78 crore, which is 9.60% of the total budget estimates.

The total budget provisions (Revenue Account) for 2009-10 made by the departments other than Education works out to Rs. 41353.30 crore. Accordingly including the expenditure on Education by all the Departments, the total budget provisions for education is given in the following table.

Expenditure on Education (2009-10 BE Revenue Account)
Rs in crore

	Centre	States/UT	Total
Expenditure (Rs. in crore)	61180.55	174815.66	235996.21
Share with respect to total (%)	25.92	74.08	100

It is observed from the table that the States are contributing about 74.08%

of the total revenue expenditure on education in the country while centre contributes about 25.92% to the education sector as a whole. The total revenue account of Rs.235966.21 crore constitutes 13.42% of the total budget of the Centre and the States for 2009-10 (20.31% for the State sector and 6.81% for the Central Sector).

The budget provisions (Revenue Account) for the Education department of the Central and the State Governments are indicated in the table which follows:-

Budgeted Expenditure (Plan & Non Plan) (Revenue Account) By Education Departments (Rs. in crore)

Year →	2007-08(Actual)		2008-09(RE)		2009-10(BE)	
	Centre	State	Centre	State	Centre	State
Plan	22659.30	12790.62	31941.54	17873.05	36400.00	21219.32
Non Plan	4110.45	85819.26	6066.57	106116.86	8132.21	128891.38
Total	26769.75	98609.88	38008.11	123989.91	44532.21	150110.70
Share of Plan Exp. to total exp. On education (%)	84.65	12.97	84.04	14.41	81.74	14.14

About 81.74% of the Central expenditure on education is under plan whereas in the case of States/UTs it is only 14.14 % in the year 2009-10.

The following table indicates the Sector-wise Expenditure on Education by Education Department incurred by both Centre and States.

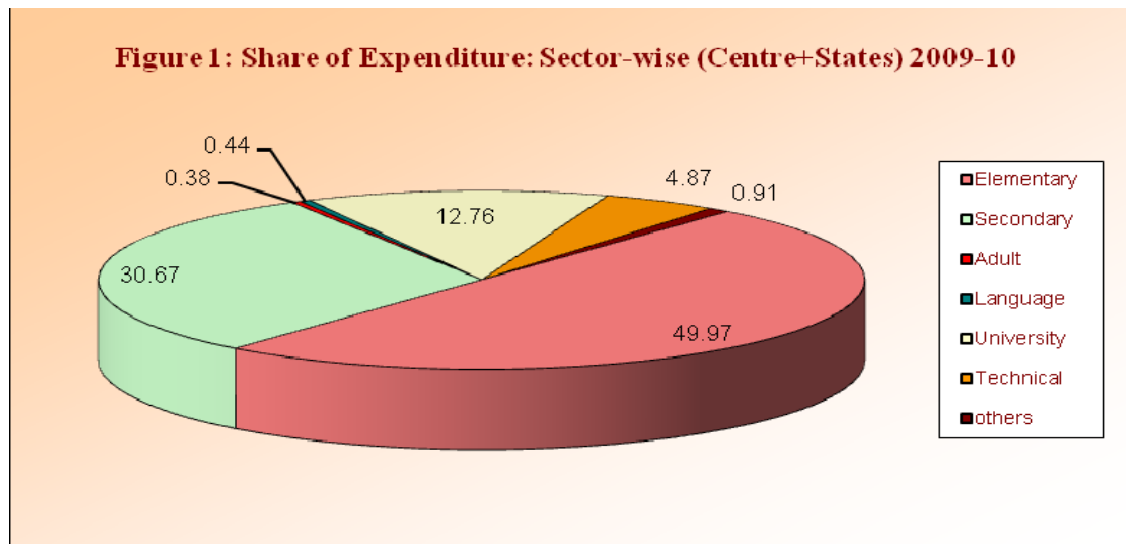
**Sector-wise Expenditure (Plan & Non Plan) on Education by Education
Department (Revenue Account) with percentage-
Centre and States/UTs 2009-10 (BE)**

(Rs.in crore)

	Plan Expenditure	Plan %age share	Non-Plan Expenditure	Non-Plan %age Share	Total Expenditure	Total %age Share
1	2	3	4	5	6	7
Elementary Education	34329.95	59.58	62925.28	45.92	97255.23	49.97
Secondary Education	9505.96	16.50	50199.52	36.64	59705.48	30.67
Adult Education	543.44	0.94	195.34	0.14	738.78	0.38
Language Development	215.78	0.38	637.54	0.47	853.32	0.44
University & Hr. Education	7226.59	12.54	17605.35	12.85	24831.94	12.76
Technical Education	5136.04	8.91	4333.31	3.16	9469.35	4.87
General Education	601.99	1.05	1032.00	0.75	1633.99	0.84
Physical Education	59.57	0.10	95.26	0.07	154.83	0.07
Total Education	57619.32	100.00	137023.60	100.00	194642.92	100.00

Elementary Education accounted for 49.97% of the total expenditure on education in 2009-10, followed by Secondary Education, which was 30.67%. The share of University & Higher Education and Technical Education was 12.76% and 4.87% respectively.

Sector wise expenditure on education for 2009-10 has been depicted in the pie-chart (Figure-1).



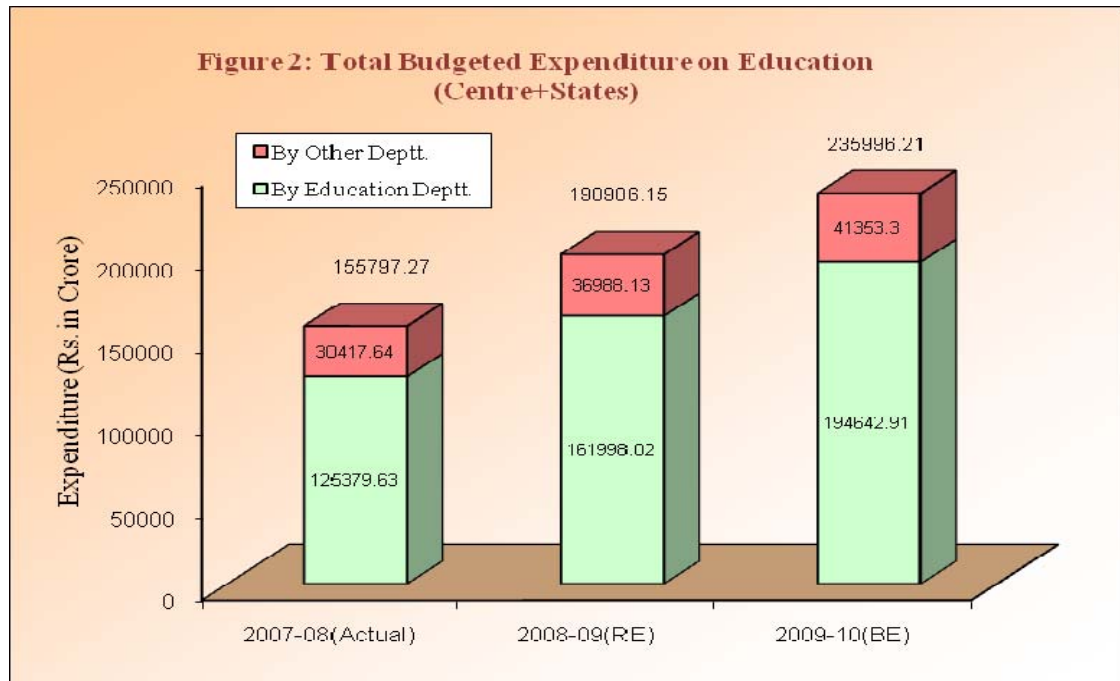
II. ANALYSIS OF BUDGETED EXPENDITURE

Table (1) summarizes the budget provisions for education by the Education Departments and other Departments under all the three accounts viz. (i) Revenue Account, (ii) Capital Account and (iii) Loans and Advances. Besides, provisions for Centre and States/Union Territories have also been indicated separately.

Budget provisions for education and training in 2009-10 have gone up to Rs.239783.08 crore (Rs.235996.21 crore under the Revenue Account, Rs. 3758.07 crore under the capital Account and Rs. 28.80 crore under Loans and Advances), forming 11.61% of the total budget provisions. Percentage provisions for education and training for the respective accounts are 13.42% under the Revenue Account, 1.30% under the Capital Account and under Loans and Advances is 0.16 %.

The Budget Estimates 2009-10 for education by the Education Departments of the Centre and the States under all the three accounts rose to Rs. 198429.78 crore (Rs. 44532.21 crore for the Centre and Rs. 153897.57 crore for the States). This amount consists of Rs. 194642.91 crore under the Revenue Account, Rs.3758.07 crore under the Capital Account and Rs. 28.80 crore under Loans & Advances. The corresponding percentage of these accounts to the respective total budget provisions works out to 11.07%, 1.30% and 0.16%.

Figure-2 - a bar diagram indicates the extent and progress of Budgeted expenditure on education by education and other departments (Revenue Account) during 2007-08 (Actual) to 2009-10 (BE).



The Revised Estimates of 2008-09 for expenditure on education by the Centre and States/Union Territories amounted to Rs.202562.18 crore (Rs.198986.15 crore under Revenue Account, Rs.3548.48 crore under Capital Account and Rs. 27.55 crore under Loans & Advances), comprising Rs.51550.03 crore by the Centre and Rs.151012.15 crore by the States/ UTs. The total Revised Estimates for education formed 11.05% of the total Revised Estimates of expenditure. The corresponding percentages for Revenue, Capital Account and Loans & Advances are 12.82%, 1.37% and 0.12% respectively.

The Revised Estimates of 2008-09 provided by the Education Departments of the Centre and States rose to Rs.165574.05 crore (Rs.38008.11 crore for the Centre and Rs.127565.94 crore for the States) constituting 9.03% of the total Revised Estimates on all the three accounts. This amount comprised Rs.161998.02 crore under the Revenue Account, Rs.3548.48 crore under the Capital Account and Rs.27.55 crore under Loans and Advances. The corresponding percentages of these accounts to the respective total Revised Estimates are 10.44%, 1.37% and 0.12%.

The total Actual Expenditure on education by the Centre and the States/Union Territories for the year 2007-08 amounted to Rs.157684.31 crore (Rs.155797.27 crore under Revenue Account, Rs.1878.08 crore under Capital Account and Rs.8.96 crore under Loans & Advances), comprising Rs.39919.37 crore by the Centre and Rs. 117764.94 crore by States/ UTs. The total expenditure on education constituted 10.86% of the total actual expenditure during 2007-08. The corresponding percentages for Revenue, Capital Account and Loans & Advances are 13.08%, 0.78% and 0.04% respectively

The total expenditure on education during the year 2007-08 (Actual) incurred by the Education Departments of the Centre and the States under all the three accounts; (Revenue Account, Capital Account, & Loans and Advances) amounted to Rs. 127266.67 crore (Rs.26769.75 crore for Centre and Rs.100496.92 crore for States) forming 8.77% of the total expenditure of Centre and States on all the three accounts. Out of this amount, Rs. 125379.63 crore is under the Revenue Account, Rs. 1878.08 crore under the Capital Account (outside Revenue Account) and Rs.8.96 crore under Loans and Advances. The corresponding percentages of expenditure on education under these accounts with reference to the respective total expenditure are 10.52%, 0.78% and 0.04%.

Figure-3 shows the share of expenditure on education by education department with respect the total budget on all the three accounts (Revenue Account, Capital Account, & Loans and Advances) separately for Centre and State. The figure also depicts the total share of expenditure on education by education department by both centre and state together.

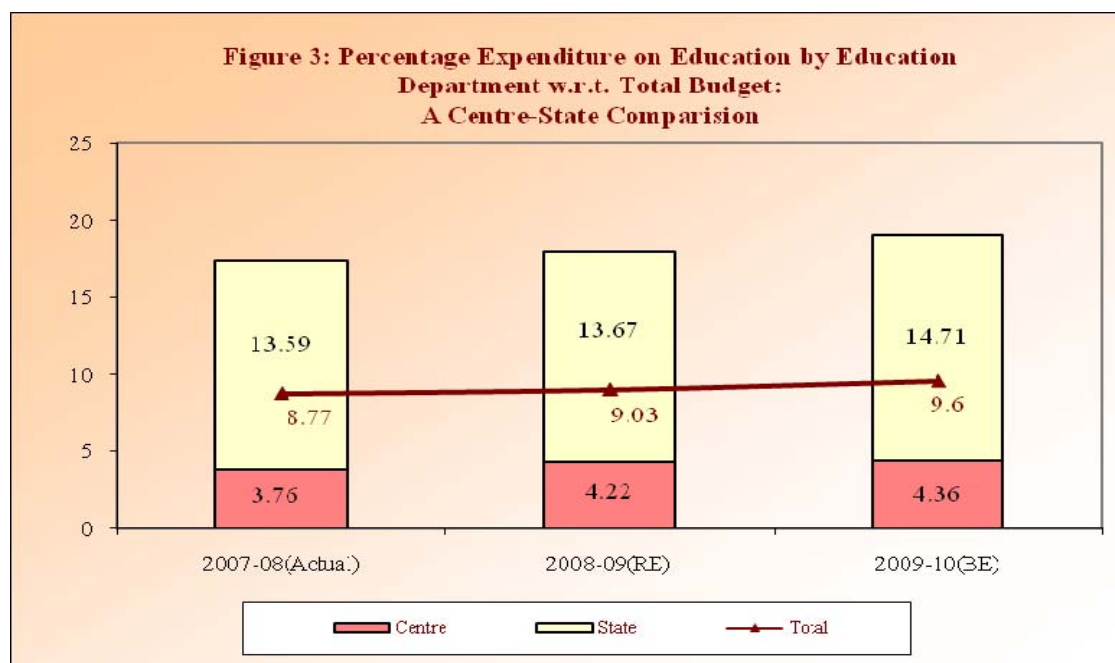
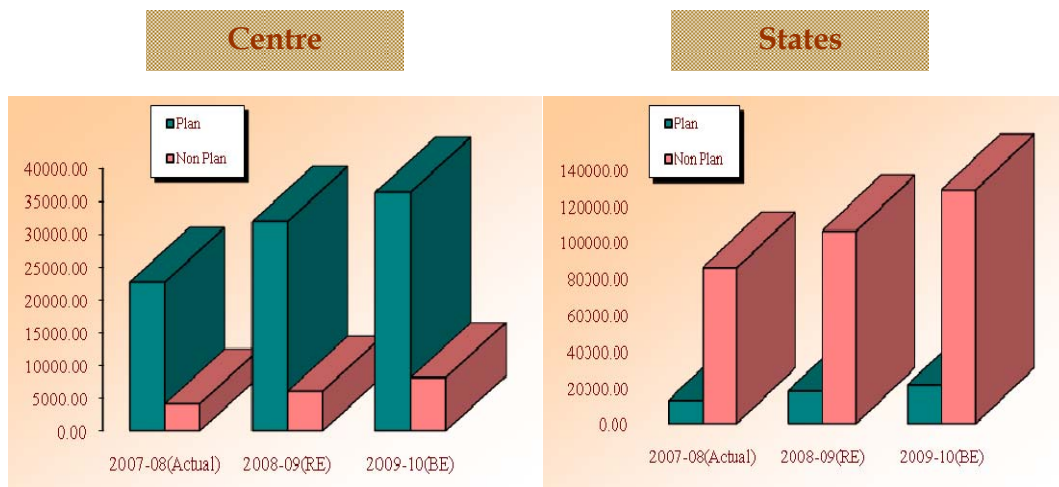


Table (2) summarizes the total budget provisions (Revenue Account) for expenditure on education in respect of Education Departments as well as other departments with the break-up of Plan and Non-Plan provisions for the year 2007-08 (Actuals), 2008-09 (Revised Estimates) and 2009-10 (Budget Estimates). Figure-4 - a bar chart, depicts the Plan and non-Plan Expenditure of Centre and State incurred by Education Department. It brings out contrast in emphasis on Plan and Non-Plan expenditure by Centre and States.

Figure-4: Plan and Non Plan Expenditure on Education: Centre -State Comparison



The Actual Expenditure on education by the Centre under the Revenue Account was Rs.39919.37 crore (Rs.32903.28 crore for Plan and Rs 7016.09 crore for Non-Plan) which constituted 6.72% of the total central expenditure (Revenue Account).

The Actual Expenditure on education by the States/Union Territories was Rs.115877.90 crore (Rs. 19374.43 crore for Plan and Rs. 96503.47 crore for Non-Plan) and formed 19.41% of the total expenditure (Revenue Account) for all States/Union Territories.

In 2007-08, the actual expenditure (Revenue Account) of Education Departments of the Centre and the States/Union Territories amounted to Rs.125379.63 crore, comprising Rs.35449.92 crore for Plan and Rs.89929.71 crore for Non-Plan, forming 10.52 % of the total expenditure on all sectors. The Central expenditure for the education departments was Rs.26769.75 crore (Rs.22659.30 crore Plan and Rs. 4110.45 crore for Non-Plan) whereas expenditure of the States/Union Territories was Rs.98609.88 crore (Rs. 12790.62 crore for Plan and Rs. 85819.26 crore for Non-Plan).

In 2008-09 the Revised Estimates for education by the Centre under the Revenue Account amounted to Rs.51550.03 crore (Rs.41759.72 crore for Plan and Rs.9790.31 crore for Non-Plan). The Revised Estimates for education by the Centre constituted 6.42% (17.28% for plan and 1.74% for Non-Plan) of the total Revised Estimates of the Centre.

The Revised Estimates for education by the States/Union Territories was Rs. 147436.12 crore (Rs.26954.15 crore for Plan and Rs. 120481.97 crore for Non-Plan) forming 19.70% of the total Revised Estimates (Revenue Account) for all States/Union Territories.

The Revised Estimates of 2008-09 of the Education Departments of Centre and States/UTs rose to Rs. 161998.09 crore (Rs 49814.59 crore for Plan and Rs.112183.42 crore for Non-Plan) constituting 10.44% of the total Revised Estimates of expenditure on all sectors. The Revised Estimates for the Central Education Departments were Rs. 38008.11 crore (Rs.31941.54 crore for plan and Rs.6066.57 crore for Non-Plan) whereas the Revised Estimates for the States/Union Territories were Rs. 123989.91 crore (Rs. 17873.06 crore for Plan and Rs.106116.85 crore for Non-Plan). The percentage of Central Plan for the Education Departments (Revised Estimates) to the total Central Plan budget (Revised Estimates) was 13.22% while it was 1.08% in case of Non-Plan expenditure on education.

The budget estimates for 2009-10 (Revenue Account) for expenditure on education of the Centre and States/Union Territories amounted to Rs.235996.21 crore comprising Rs.194642.91 crore by the education departments and Rs. 41353.30 crore by the other departments. The total budget for education constitutes 13.42 % of the total respective budget under the Revenue Account.

The Central budget provision (Revenue Account) for education is Rs.61180.55 crore, comprising Rs.48382.71 crore for plan and Rs.12797.84 crore for Non-Plan. This amount constituted 6.81% (17.38% for Plan and 2.07% for Non-Plan) of the total central budget (Revenue Account) for the year 2009-10.

The total budget provision (Revenue Account) of all States/Union territories for education and training is Rs.174815.66 crore (Rs.30331.64 crore for plan and Rs.144484.02 crore for Non-Plan) constituting 20.30% of the total budget (Revenue Account) for all States and Union Territories.

The total budget provision (Revenue Account) of Education Departments of the Centre and the States/Union Territories for the year 2009-10 amounted to Rs.194642.91 crore, comprising Rs.57619.32 crore for Plan and Rs.137023.59 crore for Non-Plan forming 11.07% to the total budget of all sectors. The Central budget for the Education Departments was Rs.44532.21 crore (Rs.36400.00 crore

for Plan and Rs.8132.21 crore for Non-Plan) whereas the budget provision for the States/Union Territories was Rs.150110.70 crore (Rs.21219.32 crore for Plan and Rs.128891.38 crore for Non-Plan). The percentage provision of Centre plan expenditure to the total plan budget was 13.07%, while it was 1.31% for Non-Plan.

Figure-5 indicates Plan and Non-Plan expenditure on education by the Education and other Departments of the Centre and the States/Union Territories vis-à-vis their respective total budget expenditure on all sectors.

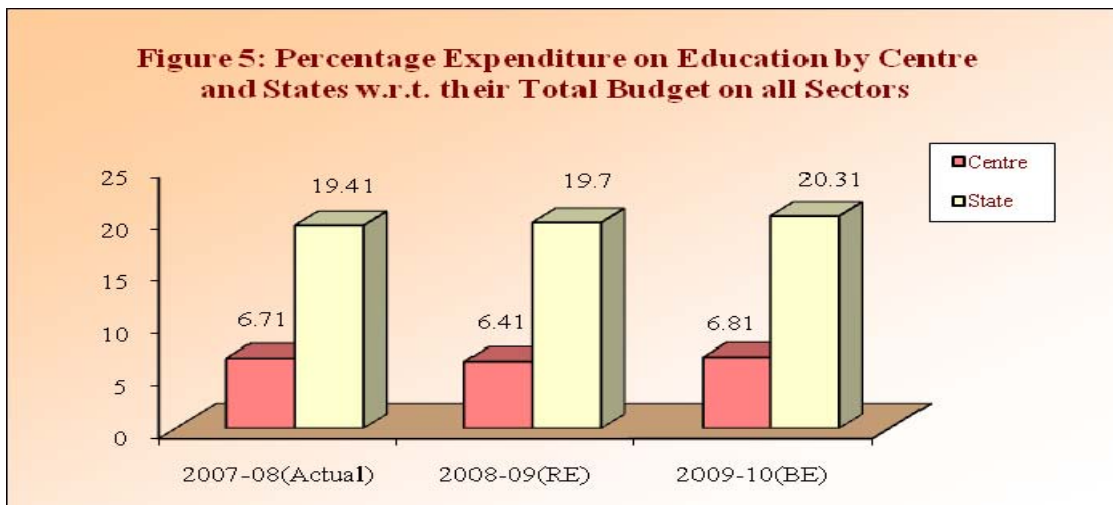


Table (3) depicts the budget provisions (Revenue Account) for education vis-à-vis training (Formal & Informal) at the Centre and in the States/Union Territories for the year 2009-10. The Figure-6(i) and Figure-6(ii) - pie-charts, corresponding to this table show that meager 2.07% of the total Centre Budget for Education spent on Training. The respective figure for States is 2.86%.

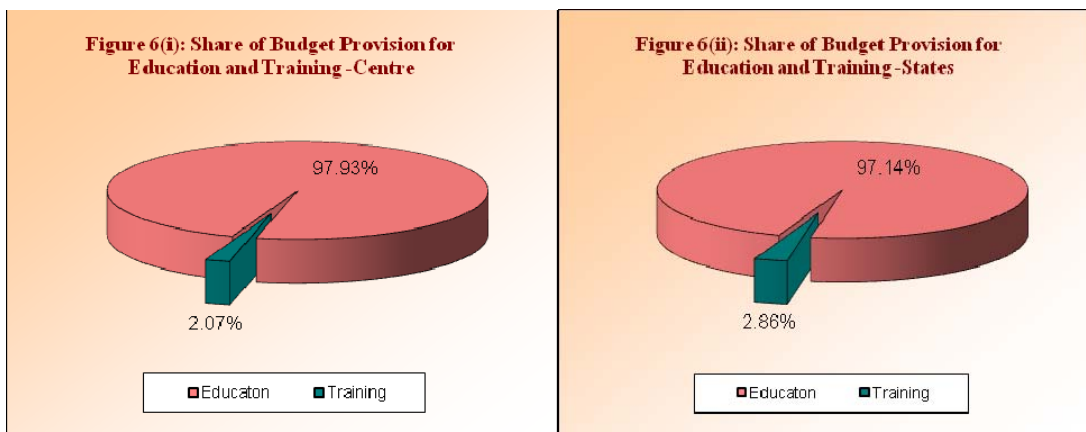
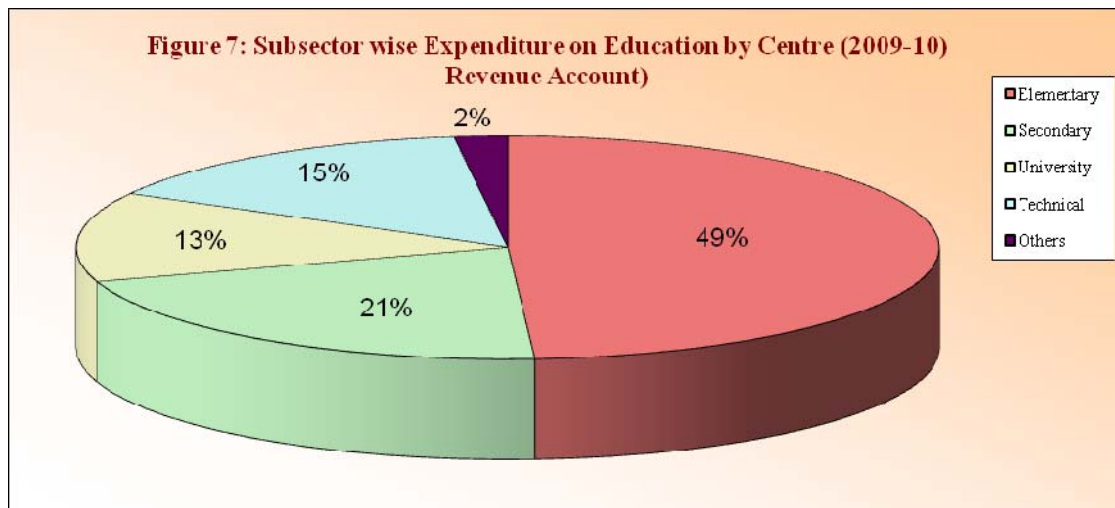


Table (4) gives the sector-wise break-up of the budgeted expenditure on education in the Central Sector of the Ministry of Human Resource Development, Departments of Education for the years 2007-08 (Actuals), 2008-09 (Revised Estimates) and 2009-10 (Budget Estimates). Besides, break-up of Plan and Non-Plan expenditure is also given.

Table (4) indicates that in 2009-10 a major share of Rs. 21705.24 crores or 48.74% of the total budget of the Department of Education is provided for Elementary Education. The second priority is given to University & Higher Education which is Rs. 9278.32 crores or 20.84%, of which the lion's share of Rs.7824.56 crore is to be operated through the University Grants Commission. The third priority is given to Secondary Education which is Rs.6939.14 crore or 15.58%; Rs.5792.02 crore or 13.01% for Technical Education and Rs.454.83 crore forming 1.02% for Adult Education and Rs.211.60 crores or 0.48% for Language Development Programmes and Rs.151.06 crores or 0.34% for general purposes including research, scholarships, international co-operation. Figure-7 - a pie-chart also depicts relative emphasis on various sub-sectors in the Central Budget (Revenue Account).

Out of the total central budget (Revenue Account), Rs. 7559.55¹ crore (Rs. 7307.30 crore for Plan and Rs. 252.25 crore for Non-Plan) has been provided for Grants-in-aid to States and Union Territories, which is about 16.98 % of the total budget of Rs. 44532.21 crore (Rs. 36400.00 crore for Plan and Rs. 8132.21 crore for Non-Plan) of the Education Department for the year 2009-10.



Statement (1) of the Appendices gives Ministry/Department wise details of the central budget provision for education including training (formal & informal). This provision, which was Rs.61180.55 crore in 2009-10 constituted 6.81% of the

¹ Figures has been taken from Demand for Grants for Ministry of Human Resource Development for the year 2009-10

total central budget. The corresponding percentage of budget provision in 2007-08 and 2008-09 as 6.71 and 6.41 respectively.

The Departments/Ministries, other than Education Department also contribute towards education. Details may be seen in Statement 1.

III. EXPENDITURE ON EDUCATION AS PERCENTAGE OF GROSS DOMESTIC PRODUCT (GDP)/ GROSS STATE DOMESTIC PRODUCT (GSDP)

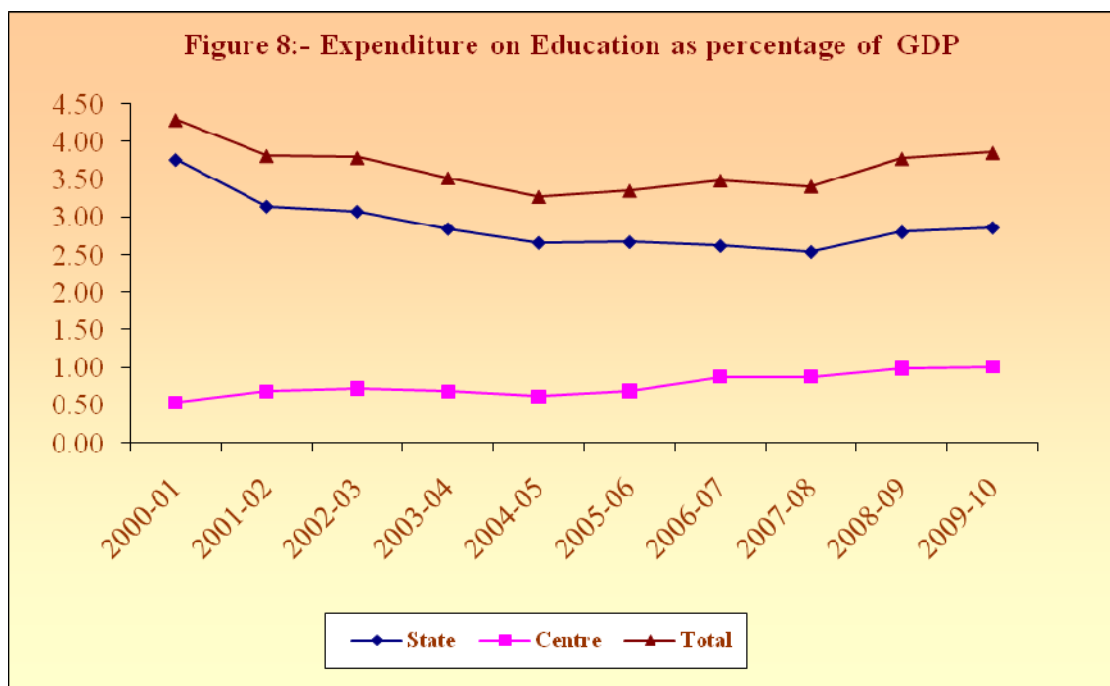


Figure-8 based on Table 5 indicates the year-wise expenditure on education as percentage of National GDP for States, Centre and Total. It may be seen here that total expenditure on education as percentage of GDP was highest (4.28%) in 2000-01 but this level could not be sustained in the following year and comes down to 3.26% in the year 2004-05. After that it again started increasing but at a very slow rate.

If we look at the percentage for Centre and States separately, we found that centre's share showing an increasing trend over the years and gone up from 0.53% in 2000-01 to 1.00% in 2008-09, while state's share has declined from 3.76% in the year 2000-01 to 2.85% in 2009-10.

The total expenditure on the Revenue Account at the all India level during 2009-10 formed 28.67% of the total Gross Domestic Product (GDP) and only 3.17% of the GDP was provided in the budgets of the education departments. When the provision for education for all departments including education departments is taken into account this percentage works out to be 3.85%.

Table - 6 shows the absolute estimated public expenditure and estimated public expenditure on Education as percentage of Gross Domestic Product (GDP) sector wise as well as with the break up of States/UTs. and Center for the year 2007-08(Actual), 2008-09(Revised Estimates) and 2009-10(Budget Estimates). The expenditure on elementary education is about 1.61% of GDP which is maximum among all other sub sectors of education followed by secondary education which is hovering around 0.98% of GDP. Contribution made by adult education (0.01) as percentage of GDP is lowest among all the sub sectors followed by university & Higher Education and Technical education for which it is around 0.91% and 0.34% respectively.

The percentage of total budgeted expenditure of States/UTs to their Gross State Domestic Product is worked out in Table-7.

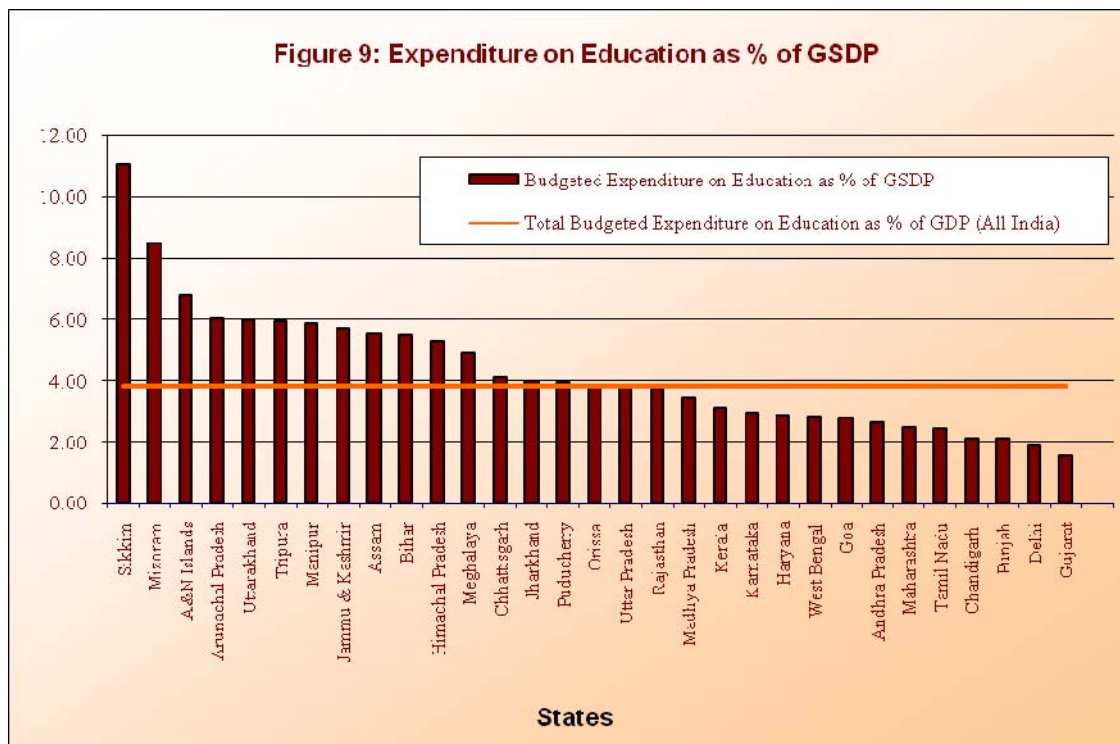


Figure-9 indicates the State-wise relationship between budgeted expenditure on education for all departments on Revenue Account in terms of the Gross State Domestic Product for the available years of various States and Union Territories for the purpose of comparative study. It is observed from the graph that the

percentage of expenditure on education is below the National GDP in respect of the major states such as Delhi, Haryana, Gujarat, Punjab, West Bengal, Goa, Maharashtra, Andhra Pradesh, Orissa, Kerla, Tamil Nadu, Karnataka, Rajasthan, Madhya Pradesh, Uttar Pradesh and Chandigarh.

IV. BUDGETED EXPENDITURE ON EDUCATION (CAPITAL ACCOUNT)

This head accommodates the capital expenditure outside the Revenue Account and loans and advances for all States/UTs and at the centre. Capital expenditure and loans for education are quite meager in comparison with the expenditure under Revenue Account.

Statement (29) in the Appendices indicates the State-wise capital expenditure outside the Revenue Account and loans for education made by the Education Departments of all States/UTs for the year 2007-08 (Actual) which amounted to Rs.1878.08 crore constituting 1.51 of the total capital account outside the Revenue Account. Among States, this percentage is highest in the case of Himachal Pradesh(8.36%) and no provision was made in Jammu & Kashmir and Assam. Among Union Territories, this percentage is in the range of 1.24% for Lakshadweep and 5.36% in Delhi.

During 2007-08 (Actuals), the total loans provided by the Education Departments of all States/UTs amounted to Rs.8.96 crore forming 0.05% of the total loan and advances. None of the Union Territory had provided for loans.

Statement (30) in the Appendices shows the Revised Estimates of capital expenditure on education for all States/UTs in 2008-09 which increased to Rs.3548.48 crore forming 2.17% of the total capital expenditure outside the Revenue Account for all States/UTs. This percentage varies from 0.11% in Meghalaya to 10.29% in Himachal Pradesh. Among Union Territories, the highest percentage is observed in Puducherry 15.62% and the lowest in Andaman & Nicobar Islands 1.90.

Loans and advances for education provided by education departments of all States/UTs amounted to Rs.27.55 crore or 0.13% of the total loans and advances for all States/UTs. Among States, this percentage is highest in the case of Sikkim (88.89%) and lowest in the case of West Bengal (0.01). No provision has been made other than the States of Assam, Goa, Haryana, Madhya Pradesh, Sikkim ,Uttar Pradesh and West Bengal under this head. Among the Union Territories only Delhi had made some provision under this head.

Statement (31) in the Appendices shows State/UT-wise capital expenditure outside the Revenue Account and loans for education provided by the Education Departments for the years 2009-10 (Budget Estimates). The total budgeted capital expenditure outside the Revenue Account proposed for education amounts to Rs.3758.07 crore forming 2.25% of the total capital expenditure outside the Revenue Account for all States/UTs. This percentage is highest in the case of Himachal Pradesh (12.01%) and the lowest in the case of Maharashtra (0.12%). Among Union Territories, it ranged from 1.43% in Andaman & Nicobar Islands to 15.13 % in Puducherry.

A provision of Rs.28.80 crore was made for loans for education by the Education Departments of all States/UTs taken together, constituting 0.16% of the total loans and advances for Education department. The highest percentage is in the case of Sikkim (25.15%) and lowest in the case of West Bengal (0.01%). No provision for loans was made other than the States of Assam, Goa, Haryana, Madhya Pradesh , Orissa ,Sikkim, UP and West Bengal .No provision for loans was made by the Union Territories except Delhi.

Table (8) indicates the State/Union Territory-wise percentage provision for education to the total State budget under the capital account and loans and advances for the year 2007-08 (Actuals), 2008-09(Revised estimates) and 2009-10 (Budget Estimates).

V. BUDGETED EXPENDITURE ON EDUCATION (REVENUE AND CAPITAL ACCOUNT)

Statement (32) in the Appendices gives in summary form the budget provision for education by the Education Departments under all the three accounts i.e. (i) Revenue Account, (ii) capital Account (outside Revenue Account) and (iii) Loans & Advances during the year 2009-10 (BE). The provisions have been indicated separately for each State and Union Territory and for the Centre.

Col. (3) of the Statement indicates the total Revenue Account for the Education Departments Rs.194642.91 crore which comprises Rs. 145544.24 crore for States, Rs.4566.46 crore for Union Territories and Rs. 44532.21 crore for the Centre. According to the State-wise distribution of funds for education by the Education Departments under the Revenue Account, the highest amount of Rs.18964.09 crore is proposed by Maharashtra followed by Uttar Pradesh Rs. 17026.62 crore and West Bengal Rs. 10951.63 crore.

Similarly, under Col.(6), the total capital expenditure on education comes to Rs.3758.07 crore comprising Rs. 3357.94 crore for the State Education Departments, Rs.400.13 crore for the Union Territories Education Departments and Rs. 0.00 crore for the Centre.

A total amount of Rs. 28.80 crore is shown as loans for education under col.(9) comprising for State education Departments and Union Territories Education Departments and the Centre have no provision under this head.

In terms of percentages, 17.44% of the total Revenue Account of all Departments for all States/UTs has been provided for education while 4.96% is proposed for the Centre. The combined percentage of education departments of the States/UTs and the centre to the total budget (Revenue Account) works out to 11.07%.

The percentage provision on the capital account outside the Revenue Account of the Education Departments for all States/UTs works out to 2.25% while for the Centre, it was nil. The combined percentage provision for States/UTs and the Centre is 1.30%.

The share of loans for education by the Education Departments of all States to the total loans and advances is 0.16% and no amount is proposed for the Centre and Union Territories departments.

The combined percentage provision made by the Education Departments of all States/UTs and the Centre on Revenue account, Capital Account and Loans to the total Revenue Account, Capital Account and Loans and Advances works out to 9.60% (14.71% for States/UTs and 4.36% for the centre).

Statement No.33 in the Appendices shows the Total State Budget of all States/UTs and Centre for the year 2007-08 (Actuals), 2008-09 (Revised Estimates) and Budget-Estimates for 2009-10.

VI. METHOD OF ESTIMATION OF SECTOR-WISE EXPENDITURE ON EDUCATION.

In Table-6 the sector-wise Public expenditure for various sectors viz. Elementary Education, Secondary Education, University & Higher Education, Adult Education and Technical Education contains expenditure on these sectors by other departments also included while incorporating the expenditure of other Departments in various sectors, the expenditure incurred by Ministries of Railways, Defence, Labour and Employment, Social Justice & Empowerment, Culture, Tribal Development, Development of North Eastern Region and Department of Women & Child Development mainly goes towards Elementary and Secondary Education sectors and therefore expenditure incurred by these Ministries has been counted towards Elementary & Secondary Education sectors. This expenditure has been thereafter segregated into Elementary and Secondary in the same proportion as that of the expenditure incurred by the Education Department on these two sectors.

Expenditure incurred by the Ministries of Agriculture, Civil Aviation, Finance, Home Affairs, External Affairs, Environment & Forests, Rural Development, Panchayat Raj, Shipping, Road Transport & Highways, Tourism, Urban Development, Water Resources, Youth Affairs & Sports and Consumer Affairs, Food & Public Distribution presumably mainly goes to towards Higher Education sector and therefore expenditure incurred by these Ministries has been counted towards University & Higher Education sector.

Expenditure incurred by the Ministries of Health & Family Welfare, Information & Broadcasting, Power, Science & Technology, Small Scale Industries, Earth Science and Mines goes towards Technical Education sector same as above.

As regard to expenditure incurred by other departments of States, separate ministry wise break up is not available. Therefore to arrive at the sub sector wise expenditure of other departments of States Governments, same ratio has been used as found in case of other departments' expenditure of education at the centre.

The above methodology has been adopted with the approval of Secretary (HE) in file No. 7-1/2008-P&M.

ANALYTICAL TABLES

Table No. (1) - Budgeted Expenditure on Education by Education Department and Other Department

(Rupees in Crores)

	2007-08(Actual)			2008-09(R E)			2009-10(B E)		
	Education Department	Other Department	Total	Education Department	Other Department	Total	Education Department	Other Department	Total
1	2	3	4	5	6	7	8	9	10
Centre									
Revenue	26769.75	13149.62	39919.37	38008.11	13541.92	51550.03	44532.21	16648.34	61180.55
	(4.50)	(2.21)	(6.71)	(4.73)	(1.68)	(6.41)	(4.96)	(1.85)	(6.81)
Capital	0.00	0.00	0.00	0.00	0.00	0.00	0.00	0.00	0.00
	(0.00)	(0.00)	(0.00)	(0.00)	(0.00)	(0.00)	(0.00)	(0.00)	(0.00)
Loans and Advances	0.00	0.00	0.00	0.00	0.00	0.00	0.00	0.00	0.00
	(0.00)	(0.00)	(0.00)	(0.00)	(0.00)	(0.00)	(0.00)	(0.00)	(0.00)
Total	26769.75	13149.62	39919.37	38008.11	13541.92	51550.03	44532.21	16648.34	61180.55
	(3.76)	(1.46)	(5.22)	(4.22)	(1.50)	(5.72)	(4.36)	(1.63)	(5.99)
States/UTs									
Revenue	98609.88	17268.02	115877.90	123989.91	23446.21	147436.12	150110.70	24704.96	174815.66
	(16.52)	(2.89)	(19.41)	(16.57)	(3.13)	(19.70)	(17.44)	(2.87)	(20.31)
Capital	1878.08	0.00	1878.08	3548.48	0.00	3548.48	3758.07	0.00	3758.07
	(1.51)	(0.00)	(1.51)	(2.17)	(0.00)	(2.17)	(2.25)	(0.00)	(2.25)
Loans and Advances	8.96	0.00	8.96	27.55	0.00	27.55	28.80	0.00	28.80
	(0.05)	(0.00)	(0.05)	(0.13)	(0.00)	(0.13)	(0.16)	(0.00)	(0.16)
Total	100496.92	17268.02	117764.94	127565.94	23446.21	151012.15	153897.57	24704.96	178602.53
	(13.59)	(2.34)	(15.93)	(13.67)	(2.51)	(16.19)	(14.71)	(2.36)	(17.07)
Total(Centre + States/UTs)									
Revenue	125379.63	30417.64	155797.27	161998.02	36988.13	198986.15	194642.91	41353.30	235996.21
	(10.52)	(2.55)	(13.08)	(10.44)	(2.38)	(12.82)	(11.07)	(2.35)	(13.42)
Capital	1878.08	0.00	1878.08	3548.48	0.00	3548.48	3758.07	0.00	3758.07
	(0.78)	(0.00)	(0.78)	(1.37)	(0.00)	(1.37)	(1.30)	(0.00)	(1.30)
Loans and Advances	8.96	0.00	8.96	27.55	0.00	27.55	28.80	0.00	28.80
	(0.04)	(0.00)	(0.04)	(0.12)	(0.00)	(0.12)	(0.16)	(0.00)	(0.16)
Total	127266.67	30417.64	157684.31	165574.05	36988.13	202562.18	198429.78	41353.30	239783.08
	(8.77)	(2.10)	(10.86)	(9.03)	(2.02)	(11.05)	(9.60)	(2.00)	(11.61)

NOTE---Figures in brackets indicate percentage to total Budget of all Sectors.

Table No. (2) - Budgeted Expenditure (Plan and Non-Plan) by Education and Other Departments (Revenue Account)

(Rupees in Crores)

	2007-08(Actual) Expenditure on Education			2008-09(R E) Expenditure on Education			2009-10(B E) Expenditure on Education		
	Education Department	Other Department	Total	Education Department	Other Department	Total	Education Department	Other Department	Total
1	2	3	4	5	6	7	8	9	10
Centre									
Plan	22659.30 (13.05)	10243.98 (5.90)	32903.28 (18.95)	31941.54 (13.22)	9818.18 (4.06)	41759.72 (17.28)	36400.00 (13.07)	11982.71 (4.30)	48382.71 (17.38)
Non Plan	4110.45 (0.98)	2905.64 (0.69)	7016.09 (1.67)	6066.57 (1.08)	3723.74 (0.66)	9790.31 (1.74)	8132.21 (1.31)	4665.63 (0.75)	12797.84 (2.07)
Total	26769.75 (4.50)	13149.62 (2.21)	39919.37 (6.71)	38008.11 (4.73)	13541.92 (1.68)	51550.03 (6.41)	44532.21 (4.96)	16648.34 (1.85)	61180.55 (6.81)
States/Uts									
Plan	12790.62 (10.74)	6583.81 (5.53)	19374.43 (16.27)	17873.05 (10.21)	9081.10 (5.19)	26954.15 (15.39)	21219.32 (10.97)	9112.32 (4.71)	30331.64 (15.68)
Non Plan	85819.26 (17.95)	10684.21 (2.24)	96503.47 (20.19)	106116.86 (18.51)	14365.11 (2.51)	120481.97 (21.02)	128891.38 (19.31)	15592.64 (2.34)	144484.02 (21.64)
Total	98609.88 (16.52)	17268.02 (2.89)	115877.90 (19.41)	123989.91 (16.57)	23446.21 (3.13)	147436.12 (19.70)	150110.70 (17.44)	24704.96 (2.87)	174815.66 (20.31)
Total(Centre + States/Uts)									
Plan	35449.92 (12.11)	16827.79 (5.75)	52277.71 (17.86)	49814.59 (11.95)	18899.28 (4.53)	68713.87 (16.49)	57619.32 (12.21)	21095.03 (4.47)	78714.35 (16.68)
Non Plan	89929.71 (10.00)	13589.85 (1.51)	103519.56 (11.52)	112183.43 (9.88)	18088.85 (1.59)	130272.28 (11.48)	137023.59 (10.65)	20258.27 (1.57)	157281.86 (12.23)
Total	125379.63 (10.52)	30417.64 (2.55)	155797.27 (13.08)	161998.02 (10.44)	36988.13 (2.38)	198986.15 (12.82)	194642.91 (11.07)	41353.30 (2.35)	235996.21 (13.42)

NOTE---Figures in brackets indicate percentage to total Budget of all Sectors.

Table No. (3) - Budgeted Expenditure on Education and Training (Revenue Account)

(Rupees in Crores)

1	2007-08(Actual)			2008-09(R.E)			2009-10(B.E)		
	Centre 2	States/Uts 3	Total 4	Centre 5	States/Uts 6	Total 7	Centre 8	States/Uts 9	Total 10
Education									
Education Deptts	26769.75 (4.50)	98609.88 (16.52)	125379.63 (10.52)	38008.11 (4.73)	123989.91 (16.57)	161998.02 (10.44)	44532.21 (4.96)	150110.70 (17.45)	194642.91 (11.07)
Other Depts	12372.98 (2.08)	13950.09 (2.33)	26323.07 (2.21)	12383.93 (1.54)	18871.88 (2.52)	31255.81 (2.01)	15382.68 (1.71)	19712.79 (2.29)	35095.47 (2.00)
Total	39142.73 (6.58)	112559.97 (18.85)	151702.70 (12.73)	50392.04 (6.27)	142861.79 (19.09)	193253.83 (12.45)	59914.89 (6.68)	169823.49 (19.72)	229738.38 (13.07)
Training									
Formal	601.30 (0.10)	3245.05 (0.54)	3846.35 (0.32)	968.13 (0.12)	4466.04 (0.60)	5434.17 (0.35)	1074.19 (0.12)	4870.22 (0.57)	5944.41 (0.34)
Informal	175.34 (0.03)	72.88 (0.02)	248.22 (0.02)	189.86 (0.02)	108.28 (0.01)	298.14 (0.02)	191.47 (0.02)	121.95 (0.01)	313.42 (0.02)
Total	776.64 (0.13)	3317.93 (0.56)	4094.57 (0.34)	1157.99 (0.14)	4574.32 (0.61)	5732.31 (0.37)	1265.66 (0.14)	4992.17 (0.58)	6257.83 (0.36)
Grand Total	39919.37 (6.71)	115877.90 (19.41)	155797.27 (13.08)	51550.03 (6.41)	147436.11 (19.70)	198986.14 (12.82)	61180.55 (6.81)	174815.66 (20.31)	235996.21 (13.42)

NOTE---Figures in brackets indicate percentage to total Budget of all Sectors.

Table-4 Budgeted Expenditure on Education by Education Department of Centre Government (Revenue Account)

(Rs.in Thousands)

S.No.	Sub-Sector	Actuals (2007-08)			Revised Estimates(2008-09)			Budget Estimates(2009-10)		
		Plan	Non-Plan	total	Plan	Non-Plan	total	Plan	Non-Plan	total
1	2	3	4	5	6	7	8	9	10	11
1	Elementary Education	177639100	57000	177696100	214673400	40500	214713900	217000100	52300	217052400
2	Secondary Education	15349600	9923300	25272900	34724900	15195700	49920600	46489900	22901500	69391400
3	Adult Education	2189200	20800	2210000	2017100	29500	2046600	4510000	38300	4548300
4	TOTAL ELEMENTARY	195177900	10001100	205179000	251415400	15265700	266681100	268000000	22992100	290992100
5	University Education	18354800	19909382	38264182	31480100	28357300	59837400	44190000	37560100	81750100
6	Languages	1500300	438400	1938700	1960200	596400	2556600	1450000	666000	2116000
7	Technical Education	10667900	10152718	20820618	28852200	15469500	44321700	39020000	18900200	57920200
8	Book Promotion	80500	103000	183500	100100	120600	220700	130000	147000	277000
9	Planning &Administration	135000	487100	622100	150600	822000	972600	210000	1023600	1233600
10	Scholarship	0	12800	12800	346000	24200	370200	1100000	23100	1123100
11	Distance Learning	676600	0	676600	5110800	10000	5120800	9900000	10000	9910000
	Total HIGHER	31415100	31103400	62518500	68000000	45400000	113400000	96000000	58330000	154330000
	GRAND TOTAL	226593000	41104500	267697500	319415400	60665700	380081100	364000000	81322100	445322100

Table-4 Budgeted Expenditure on Education by Education Department of Centre Government (Revenue Account)

(Rs.in Thousands)

S.No.	Sub-Sector	Actuals (2007-08)			Revised Estimates(2008-09)			Budget Estimates(2009-10)		
		Plan	Non-Plan	total	Plan	Non-Plan	total	Plan	Non-Plan	total
1	2	3	4	5	6	7	8	9	10	11
1	Elementary Education	177639100	57000	177696100	214673400	40500	214713900	217000100	52300	217052400
2	Secondary Education	15349600	9923300	25272900	34724900	15195700	49920600	46489900	22901500	69391400
3	Adult Education	2189200	20800	2210000	2017100	29500	2046600	4510000	38300	4548300
4	University/DL/Scholarship	19031400	19922182	38953582	36936900	28391500	65328400	55190000	37593200	92783200
5	Languages	1500300	438400	1938700	1960200	596400	2556600	1450000	666000	2116000
6	Technical Education	10667900	10152718	20820618	28852200	15469500	44321700	39020000	18900200	57920200
7	General	215500	590100	805600	250700	942600	1193300	340000	1170600	1510600
	TOTAL	226593000	41104500	267697500	319415400	60665700	380081100	364000000	81322100	445322100

Table-4 Budgeted Expenditure on Education by Education Department of Central Government (Revenue Account)
(Rs in thousands)

		Actuals (2007-08)			Revised Estimates(2008-09)			Budget Estimates(2009-10)		
		Plan	Non-Plan	total	Plan	Non-Plan	total	Plan	Non-Plan	total
S.No.	1	2	3	4	5	6	7	8	9	10
	Elementary Education									
1	Teachers Training(Strengthening of Teachers Training Institutions)	3149500	0	3149500	3073400	0	3073400	5000000	0	5000000
2	Sarva Siksha Abhiyan	114773900	0	114773900	131000000	0	131000000	131000000	0	131000000
3	Mid Day Meal	58317200	0	58317200	80000000	0	80000000	80000000	0	80000000
4	National Bal Bhawan Society	82500	57000	139500	120000	40500	160500	70000	52300	122300
5	Mahila Samakhya(EAP)	337800	0	337800	380000	0	380000	0	0	0
6	DPEP(EAP)	978200	0	978200	100000	0	100000	100	0	100
7	Mahila Samakhya(general component)	0	0	0	0	0	0	380000	0	380000
8	Scheme for providing Quality Education in Madrassas	0	0	0	0	0	0	500000	0	500000
9	Infrastructure Development In Minority Institution	0	0	0	0		0	50000	0	50000
	TOTAL Elementary Education	177639100	57000	177696100	214673400	40500	214713900	217000100	52300	216502400

Table-4 Budgeted Expenditure on Education by Education Department of Central Government (Revenue Account)
(Rs in thousands)

S.No.	1	Actuals (2007-08)			Revised Estimates(2008-09)			Budget Estimates(2009-10)		
		Plan	Non-Plan	total	Plan	Non-Plan	total	Plan	Non-Plan	total
	2	3	4	5	6	7	8	9	10	
	Secondary Education									
1	NCERT	290000	619500	909500	211300	782100	993400	400000	974100	1374100
2	KVS	2500000	7140000	9640000	3000000	11510000	14510000	3000000	18128300	21128300
3	NIOS	60000	0	60000	150000	0	150000	150000	0	150000
4	Navodaya Vidyalaya Samiti	9100000	1948000	11048000	12900000	2598700	15498700	13000000	3412900	16412900
5	New Model School	0	0	0	1500000	0	1500000	0	0	0
6	CTSA	60000	194000	254000	60000	247100	307100	60000	320000	380000
7	Integrated Edn for Disabled Children-Voluntary Organisation	759700	0	759700	700000	0	700000	700000	0	700000
8	Information & Communication Technology (ICT)in Schools	2534600	0	2534600	3000000	0	3000000	3000000	0	3000000
9	Access & Equity	5400	0	5400	2700	0	2700	100	0	100
10	Setting up of joint Indo Mongolian School at Ulaanbaator,Mongolia	0	0	0	0	0	0	10000	0	10000
11	Vocationalisation of Education	0	0	0	70000	0	70000	370000	0	370000
12	Scheme for Universal Access & Quality at the Secondary Stage	0	0	0	2600000	0	2600000	0	0	0

Table-4 Budgeted Expenditure on Education by Education Department of Central Government (Revenue Account)
(Rs in thousands)

S.No.	1	Actuals (2007-08)			Revised Estimates(2008-09)			Budget Estimates(2009-10)		
		Plan	Non-Plan	total	Plan	Non-Plan	total	Plan	Non-Plan	total
		2	3	4	5	6	7	8	9	10
13	Loans to National Merit Scholarship	0	0	0	7615400	0	7615400	0	0	0
14	National Scheme for Incentive to the Girl Child for Sec Edn(SUCCESS)	0	0	0	2505500	0	2505500	500000		500000
15	Residential School,Hostels/Girls Hostels	0	0	0	400000	0	400000	0	0	0
16	National Award to Teachers	0	21800	21800	0	22800	22800	0	26000	26000
17	Other Programme	10000	0	10000	10000	0	10000	0	0	0
18	Rashtriya Madhyamic Shiksha Abhiyan	0	0	0	0	0	0	13539800	0	13539800
19	Setting up of 6000 Model Schools at Block Level	0	0	0	0	0	0	3500000	0	3500000
20	National Means cum Merit Scholarship for Studying in Class IX-XII	0	0	0	0	0	0	7500000	0	7500000
21	Scheme for Construction of Girls Hostel for Sec/Hr Sec Schools.	0	0	0	0	0	0	600000	0	600000
22	Appointment of Language Teachers	0	0	0	0	0	0	160000	0	160000
23	Secretariat	29900	0	29900	0	35000	35000	0	40200	40200
	Total Secondary Education	15349600	9923300	25272900	34724900	15195700	49920600	46489900	22901500	69391400

Table-4 Budgeted Expenditure on Education by Education Department of Central Government (Revenue Account)
(Rs in thousands)

S.No.	1	Actuals (2007-08)			Revised Estimates(2008-09)			Budget Estimates(2009-10)		
		Plan	Non-Plan	total	Plan	Non-Plan	total	Plan	Non-Plan	total
	2	3	4	5	6	7	8	9	10	
	University & Higher Education									
1	UGC	18051000	19488700	37539700	31059500	27208600	58268100	43749500	34496100	78245600
2	Establishment of Rural University	13000	5000	18000	22500	10600	33100	25000	12000	37000
3	AIU	0	2500	2500	5500	3200	8700	5500	3200	8700
4	Zakir Hussain Memorial College	0	4800	4800	20000	5500	25500	20000	5500	25500
5	Setting up of Commonwealth University	0	40000	40000	0	40000	40000	0	40000	40000
6	Shastri Indo-Canadian Institute	0	25000	25000	0	27700	27700	0	27700	27700
7	IIAS Simla	22000	35900	57900	30000	57900	87900	30000	70600	100600
8	Financial Assistance to National Research Professors		3982	3982		5200	5200	0	5200	5200
9	Project of History of Indian Science,Philosophy & Culture	0	0	0	17500	0	17500	15000	0	15000
10	National Institute of Studies in Guru Granth Sahib	0	0	0	0	0	0	19000	0	19000

Table-4 Budgeted Expenditure on Education by Education Department of Central Government (Revenue Account)
(Rs in thousands)

		Actuals (2007-08)			Revised Estimates(2008-09)			Budget Estimates(2009-10)		
		Plan	Non-Plan	total	Plan	Non-Plan	total	Plan	Non-Plan	total
S.No.	1	2	3	4	5	6	7	8	9	10
11	Education Loan Interest Subsidy	0	0	0	100	0	100	1000	0	1000
12	ICSSR	187200	212000	399200	250000	280200	530200	250000	260000	510000
13	ICHR	40000	52500	92500	45000	79200	124200	45000	94600	139600
14	ICPR	19100	25000	44100	30000	31000	61000	30000	33000	63000
15	Others	22500	0	22500	0	100	100	0	100	100
16	Improvement in Salary Scale of University/College Teachers	0	0	0	0	595400	595400	0	2500100	2500100
17	Refund of Income Tax	0	14000	14000	0	12700	12700	0	12000	12000
18	Assistance to Central University	0	0	0	0	0	0	0	0	0
19	Deemed University Promoted by Central University	0	0	0	0	0	0	0	0	0
20	National Council of Rural Institute,Hyderabad	0	0	0	0	0	0	0	0	0
	TOTAL University & Higher Education	18354800	19909382	38264182	31480100	28357300	59837400	44190000	37560100	81750100

Table-4 Budgeted Expenditure on Education by Education Department of Central Government (Revenue Account)
(Rs in thousands)

S.No.	1	Actuals (2007-08)			Revised Estimates(2008-09)			Budget Estimates(2009-10)		
		Plan	Non-Plan	total	Plan	Non-Plan	total	Plan	Non-Plan	total
	2	3	4	5	6	7	8	9	10	
	Language Development									
1	Directorate of Hindi	86800	58100	144900	88200	91700	179900	100000	110500	210500
2	Grants to Hindi Shiksha Mandal Agra(KHS)	60000	82000	142000	55600	102800	158400	75000	125000	200000
3	Education in Human Values	28500	0	28500	19720	0	19720	30000	0	30000
4	Area Intensive and Madarsa Modernisation programme	449500	0	449500	750000	0	750000	0	0	0
5	National Council For Promotion Of Urdu	174000	0	174000	174780	0	174780	190000	0	190000
6	Commission for Scientific & Technical Terminology	31600	15500	47100	41800	25500	67300	50000	28500	78500
7	Central Institute of Indian Languages Mysore	149500	75800	225300	269100	96500	365600	350000	101300	451300
8	Appointment of Language Teacher	80000	0	80000	50000	0	50000	0	0	0
9	CIEFL	9000	0	9000	0	0	0	0	0	0
10	Promotion of Sindhi Language	17000	0	17000	6000	0	6000	15000	0	15000

Table-4 Budgeted Expenditure on Education by Education Department of Central Government (Revenue Account)
(Rs in thousands)

		Actuals (2007-08)			Revised Estimates(2008-09)			Budget Estimates(2009-10)		
		Plan	Non-Plan	total	Plan	Non-Plan	total	Plan	Non-Plan	total
S.No.	1	2	3	4	5	6	7	8	9	10
11	Development of Tamil Language	39900	0	39900	45000	0	45000	150000	0	150000
12	Rashtriya Sanskrit Sansthan	322500	199500	522000	350000	272400	622400	370000	293200	663200
13	Maharishi Sandipani Rashtriya Ved Vidya Pratisthan	52000	0	52000	110000	0	110000	120000	0	120000
14	Promotion of Modern Indian Languages& Literature	0	7500	7500	0	7500	7500	0	7500	7500
	TOTAL Language Development	1500300	438400	1938700	1960200	596400	2556600	1450000	666000	2116000
	Book Promotion									
1	National Book Trust	80500	103000	183500	80000	120600	200600	100000	147000	247000
2	Intellectual Property Education,Research & Public Outreach	0	0	0	20100	0	20100	30000	0	30000
	TOTAL Book Promotion	80500	103000	183500	100100	120600	220700	130000	147000	277000

Table-4 Budgeted Expenditure on Education by Education Department of Central Government (Revenue Account)
(Rs in thousands)

		Actuals (2007-08)			Revised Estimates(2008-09)			Budget Estimates(2009-10)		
		Plan	Non-Plan	total	Plan	Non-Plan	total	Plan	Non-Plan	total
S.No.	1	2	3	4	5	6	7	8	9	10
	Planning & Administration									
1	Auroville Management	36700	10800	47500	57000	12700	69700	62000	15600	77600
2	Strengthening of External Academic Relation	900	0	900	1000	0	1000	2000	0	2000
3	UNESCO related Activities	15000	79700	94700	2500	94900	97400	15000	102500	117500
4	Expansion of Maison de Linde (MDL) in Paris	0	0	0	0	0	0	1000	0	1000
5	NEUPA	75600	28400	104000	65100	66800	131900	100000	81400	181400
6	Scheme of Studies ,Seminars/Evaluation etc	0	0	0	0	0	0	0	0	0
7	NNMME	0	0	0	0	0	0	0	2600	2600
8	National Commission for Minority Education Institutions	0	19500	19500	0	22600	22600	0	24000	24000
9	Measures towards IT applicantions (incl of Rs 50 Lakh for strengthening of Statistical System)	6800	3200	10000	25000	59400	84400	30000	64600	94600
10	Secretariat	0	345500	345500	0	565600	565600	0	732900	732900
	TOTAL (Planning & Administration)	135000	487100	622100	150600	822000	972600	210000	1023600	1233600

Table-4 Budgeted Expenditure on Education by Education Department of Central Government (Revenue Account)
(Rs in thousands)

S.No.	1	Actuals (2007-08)			Revised Estimates(2008-09)			Budget Estimates(2009-10)		
		Plan	Non-Plan	total	Plan	Non-Plan	total	Plan	Non-Plan	total
	2	3	4	5	6	7	8	9	10	
Scholarship										
1	Scholarship to Students from Non Hindi Speaking Area	0	4700	4700	0	15000	15000	0	15000	15000
2	Scholarship to Indian Students going Abroad	0	7600	7600	0	9000	9000	0	7000	7000
3	Scholarship for College/University students	0	0	0	346000	0	346000	1100000	0	1100000
4	National Loan Scholarship	0	0	0	0	200	200	0	200	200
5	Other Charges	0	500	500	0	0	0	0	900	900
	TOTAL Scholarship	0	12800	12800	346000	24200	370200	1100000	23100	1123100
Distance Learning										
1	IGNOU	676600	0	676600	460000	10000	470000	500000	10000	510000
2	National Mission in Education through ICT	0	0	0	4186400	0	4186400	9000000	0	9000000
3	State Open University	0	0	0	464400	0	464400	400000	0	400000
	Total Distance Learning	676600	0	676600	5110800	10000	5120800	9900000	10000	9910000

Table-4 Budgeted Expenditure on Education by Education Department of Central Government (Revenue Account)
(Rs in thousands)

S.No.	1	Actuals (2007-08)			Revised Estimates(2008-09)			Budget Estimates(2009-10)		
		Plan	Non-Plan	total	Plan	Non-Plan	total	Plan	Non-Plan	total
	2	3	4	5	6	7	8	9	10	
	Technical Education									
1	AICTE	3274100	2630000	5904100	1969700	100	1969800	2000000	10000	2010000
2	NIT	0	0	0	7975400	4020000	11995400	8630000	5239000	13869000
3	NITTTRs	147000	167200	314200	270000	260000	530000	300000	485200	785200
4	Programme for Apprenticeship Training-Scholarship & Stipends	187500	133000	320500	351500	140000	491500	377500	182200	559700
5	Board of Apprenticeship Training Bombay, Calcutta, Kanpur & Madras	20000	40000	60000	20000	61900	81900	22500	71000	93500
6	IIS Bangalore	400000	860000	1260000	750000	1340000	2090000	750000	1490000	2240000
7	Polytechnic	11800	0	11800	1241000	0	1241000	7515000	0	7515000
8	Polytechnic for Disabled	21700	0	21700	40000	0	40000	40000	0	40000
9	IIT	4040000	4900000	8940000	10341400	7913900	18255300	8000000	9195700	17195700
10	IIM (Including Shillong)	455000	422000	877000	959500	300900	1260400	980000	427100	1407100
11	National Institute of Industrial Engineering Mumbai	220000	127600	347600	290000	189000	479000	370000	330000	700000
12	National Institute of Foundry & Forge Technology Ranchi	40000	81000	121000	119600	101500	221100	100000	85700	185700

Table-4 Budgeted Expenditure on Education by Education Department of Central Government (Revenue Account)
(Rs in thousands)

S.No.	1	Actuals (2007-08)			Revised Estimates(2008-09)			Budget Estimates(2009-10)		
		Plan	Non-Plan	total	Plan	Non-Plan	total	Plan	Non-Plan	total
2	3	4	5	6	7	8	9	10		
13	School of Planning & Architechture	40000	60000	100000	74700	89400	164100	80000	110400	190400
14	Sant Longowal Institute of Engineering & Technology	15000	72500	87500	155000	147500	302500	150000	189700	339700
15	IIIT Allahabad	220000	60000	280000	450800	101700	552500	480000	72500	552500
16	Indian School of Mines ,Dhanbad	321400	171300	492700	782000	280000	1062000	850000	430000	1280000
17	IIITM Gwalior	60000	52000	112000	165600	74900	240500	180000	68000	248000
18	Support to New & Emerging Technology Areas	0	0	0	100	0	100	10000	0	10000
19	Support to Distance Education Web based Learning	0	0	0	100	0	100	0	0	0
20	INDEST/Indian Nat Digi Lib in Eng Sci & Tech Consortium	0	250000	250000		250000	250000	0	250000	250000
21	IIIT, Desigh & Manufacturing at Kanchipuram	20000	0	20000	20000	0	20000	50000	0	50000
22	IIIT at Jabalpur	110000	0	110000	239200	0	239200	260000	0	260000
23	CIT Kokrajhar	81000	0	81000	100000	0	100000	100000	0	100000
24	Setting up of New IIT	0	0	0	600000	0	600000	4000000	0	4000000

Table-4 Budgeted Expenditure on Education by Education Department of Central Government (Revenue Account)
(Rs in thousands)

S.No.	1	Actuals (2007-08)			Revised Estimates(2008-09)			Budget Estimates(2009-10)		
		Plan	Non-Plan	total	Plan	Non-Plan	total	Plan	Non-Plan	total
		2	3	4	5	6	7	8	9	10
25	Setting up of New SPA	0	0	0	70000	0	70000	200000	0	200000
26	IISER	600000	0	600000	1750000	0	1750000	2150000	0	2150000
27	Setting up of New IIIT	0	0	0	200	0	200	600000	0	600000
28	Setting up of New IIMs	0	0	0	1200	0	1200	200000	0	200000
29	Setting up of New NIT	0	0	0	10000	0	10000	500000	0	500000
30	Setting up of New Workers Technical University	2800	0	2800	0	0	0	10000	0	10000
31	International Technical Cooperation	0	0	0	5000	100	5100	5000	100	5100
32	Tech Edn Quality Improvement Project of GOI(EAP)	272100	0	272100	30000	0	30000	30000	0	30000
33	NERIST Itanagar	100000	125000	225000	70000	195000	265000	70000	260000	330000
34	Establishment of 50 Centres for Training & Research in Frontier Areas	0	0	0	200	0	200	10000	0	10000
35	Asian Institute of Technology Bangkok	0	1118	1118	0	3600	3600	0	3600	3600
36	Payment of Professionals & Special Services	8500	0	8500	0	0	0	0	0	0
	TOTAL Technical Education.	10667900	10152718	20820618	28852200	15469500	44321700	39020000	18900200	57920200

Table-4 Budgeted Expenditure on Education by Education Department of Central Government (Revenue Account)
(Rs in thousands)

S.No.	1	Actuals (2007-08)			Revised Estimates(2008-09)			Budget Estimates(2009-10)		
		Plan	Non-Plan	total	Plan	Non-Plan	total	Plan	Non-Plan	total
	2	3	4	5	6	7	8	9	10	
	ADULT EDUCATION									
1	Directorate of Adult Education	50200	17500	67700	120000	24100	144100	120000	31800	151800
2	Support to NGO in the field of Adult Education	635700	0	635700	897100	0	897100	1215800	0	1215800
3	Jan Shikshan Sansthan Delhi	0	3300	3300	0	4800	4800	0	5800	5800
4	National Literacy Mission	22200	0	22200	0	600	600	24200	700	24900
5	Adult Education & Skill Development Scheme	1481100	0	1481100	1000000	0	1000000	0	0	0
6	Literacy Programme for 35+ age Groups	0	0	0	0	0	0	3150000	0	3150000
	Total Adult Education	2189200	20800	2210000	2017100	29500	2046600	4510000	38300	4548300

Table-4 Budgeted Expenditure on Education by Education Department of Central Government (Revenue Account)
(Rs in thousands)

		Actuals (2007-08)			Revised Estimates(2008-09)			Budget Estimates(2009-10)		
		Plan	Non-Plan	total	Plan	Non-Plan	total	Plan	Non-Plan	total
S.No.	1	2	3	4	5	6	7	8	9	10
1	Elementary Education	177639100	57000	177696100	214673400	40500	214713900	217000100	52300	217052400
2	Secondary Education	15349600	9923300	25272900	34724900	15195700	49920600	46489900	22901500	69391400
3	University Education	18354800	19909382	38264182	31480100	28357300	59837400	44190000	37560100	81750100
4	Adult Education	2189200	20800	2210000	2017100	29500	2046600	4510000	38300	4548300
5	Language Development	1500300	438400	1938700	1960200	596400	2556600	1450000	666000	2116000
6	Technical Education	10667900	10152718	20820618	28852200	15469500	44321700	39020000	18900200	57920200
7	Book Promotion	80500	103000	183500	100100	120600	220700	130000	147000	277000
8	Planning &Administration	135000	487100	622100	150600	822000	972600	210000	1023600	1233600
9	Scholarship	0	12800	12800	346000	24200	370200	1100000	23100	1123100
10	Distance Learning	676600	0	676600	5110800	10000	5120800	9900000	10000	9910000
12	TOTAL	226593000	41104500	267697500	319415400	60665700	380081100	364000000	81322100	445322100

Table-4 Budgeted Expenditure on Education by Education Department of Central Government (Revenue Account)
(Rs in thousands)

S.No.		Actuals (2007-08)			Revised Estimates(2008-09)			Budget Estimates(2009-10)		
		Plan	Non-Plan	total	Plan	Non-Plan	total	Plan	Non-Plan	total
1	2	3	4	5	6	7	8	9	10	
1	Elementary Education	177639100	57000	177696100	214673400	40500	214713900	217000100	52300	217052400
2	Secondary Education	15349600	9923300	25272900	34724900	15195700	49920600	46489900	22901500	69391400
3	Adult Education	2189200	20800	2210000	2017100	29500	2046600	4510000	38300	4548300
	TOTAL Elementary Education	195177900	10001100	205179000	251415400	15265700	266681100	268000000	22992100	290992100
4	University Education	18354800	19909382	38264182	31480100	28357300	59837400	44190000	37560100	81750100
5	Language Development	1500300	438400	1938700	1960200	596400	2556600	1450000	666000	2116000
6	Technical Education	10667900	10152718	20820618	28852200	15469500	44321700	39020000	18900200	57920200
7	Book Promotion	80500	103000	183500	100100	120600	220700	130000	147000	277000
8	Planning & Administration	135000	487100	622100	150600	822000	972600	210000	1023600	1233600
9	Scholarship	0	12800	12800	346000	24200	370200	1100000	23100	1123100
10	Distance Learning	676600	0	676600	5110800	10000	5120800	9900000	10000	9910000
	TOTAL Higher Education	31415100	31103400	62518500	68000000	45400000	113400000	96000000	58330000	154330000
	GRAND TOTAL(Elementary+Higher)	226593000	41104500	267697500	319415400	60665700	380081100	364000000	81322100	445322100

Table-4 Budgeted Expenditure on Education by Education Department of Central Government (Revenue Account)
(Rs in thousands)

S.No.	1	Actuals (2007-08)			Revised Estimates(2008-09)			Budget Estimates(2009-10)		
		Plan	Non-Plan	total	Plan	Non-Plan	total	Plan	Non-Plan	total
		2	3	4	5	6	7	8	9	10
1	Elementary Education	177639100	57000	177696100	214673400	40500	214713900	217000100	52300	217052400
2	Secondary Education	15349600	9923300	25272900	34724900	15195700	49920600	46489900	22901500	69391400
3	Adult Education	2189200	20800	2210000	2017100	29500	2046600	4510000	38300	4548300
4	University/DL/Scholarship	19031400	19922182	38953582	36936900	28391500	65328400	55190000	37593200	92783200
5	Language Development	1500300	438400	1938700	1960200	596400	2556600	1450000	666000	2116000
6	Technical Education	10667900	10152718	20820618	28852200	15469500	44321700	39020000	18900200	57920200
7	General	215500	590100	805600	250700	942600	1193300	340000	1170600	1510600
8	TOTAL	226593000	41104500	267697500	319415400	60665700	380081100	364000000	81322100	445322100

Table No. (5) - Statement Indicating the Public Expenditure on Education as percentage of GDP

S.No.	Year	G D P at current prices (at factor cost) (Rs. in crore)	Total Expenditure on Education by Education Department (Rs. in crore)						Total Expenditure on Education by Education & Other Department (Rs. in crore)					
			States	Centre	States+Centre	States as %age GDP	Centre as %age GDP	(States+Centre) as %age GDP	States	Centre	States+Centre	States as %age GDP	Centre as %age GDP	(States+Centre) as %age G D P
1	2	3	4	5	6	7	8	9	10	11	12	13	14	15
1	1999-2000	1786525	53948.84	7332.62	61281.46	3.02	0.41	3.43	63909.23	10906.86	74816.09	3.58	0.61	4.19
2	2000-01	1925017	54572.84	7925.25	62498.09	2.83	0.41	3.25	72290.53	10195.95	82486.48	3.76	0.53	4.28
3	2001-02	2097726	56810.73	8036.98	64847.71	2.71	0.38	3.09	65746.19	14119.52	79865.71	3.13	0.67	3.81
4	2002-03	2261415	59472.29	9089.25	68561.54	2.63	0.40	3.03	69350.7	16156.63	85507.33	3.07	0.71	3.78
5	2003-04	2538170	62867.46	10177.47	73044.93	2.48	0.40	2.88	71978.28	17100.97	89079.25	2.84	0.67	3.51
6	2004-05	2971464	68169.62	13111.23	81280.85	2.29	0.44	2.73	78668.14	18025.96	96694.1	2.65	0.61	3.26
7	2005-06	3389621	76660.54	17823.16	94483.7	2.26	0.53	2.79	90018.94	23209.77	113228.71	2.66	0.68	3.34
8	2006-07	3952241	86466.89	23873.47	110340.36	2.19	0.60	2.79	103147.47	34236.52	137383.99	2.61	0.87	3.48
9	2007-08	4581422	98609.88	26769.75	125379.63	2.15	0.58	2.74	115877.9	39919.37	155797.27	2.53	0.87	3.40
10	2008-09 (RE)	5282086	123989.91	38008.11	161998.02	2.35	0.72	3.07	147436.12	51550.03	198986.15	2.79	0.98	3.77
11	2009-10 (BE)	6133230	150110.7	44532.21	194642.91	2.45	0.73	3.17	174815.66	61180.55	235996.21	2.85	1.00	3.85

p= provisional estimates

RE = Revised Estimates

BE = Budgeted Expenditure

Note:- GDP figures are on the base year 1999-00 series.From 2004-05onwards GDP figures are on the base year 2004-05 Series

Source :- GDP figures are taken from National Accounts Statistics 2011 published by C S O.

Table 6: Statement indicating Public expenditure on Education as percentage of GDP Sector-wise (Estimated)

SNo.	Sector	Expenditure (Rs in crore)			Expenditure(As % of GDP)		
		States/Uts	Centre	Total	States/Uts	Centre	Total
Year 2007-08(Actual) GDP :- Rs. 4581422 crore(Provisional)							
1	Elementary Education	51403.56	18122.68	69526.25	1.12	0.40	1.52
2	Secondary Education	33228.43	2577.51	35805.94	0.73	0.06	0.78
3	University & Higher Education	24373.34	13761.93	38135.27	0.53	0.30	0.83
4	Adlut Education	155.16	221.00	376.16	0.00	0.00	0.01
5	Technical Education	6717.41	5236.25	11953.65	0.15	0.11	0.26
Total (Education)		115877.90	39919.37	155797.27	2.53	0.87	3.40
Year 2008-09(RE) GDP :- Rs. 5282086 crore(quick estimates)							
1	Elementary Education	64833.28	21942.84	86776.12	1.23	0.42	1.64
2	Secondary Education	41759.74	5101.67	46861.41	0.79	0.10	0.89
3	University & Higher Education	31233.42	16369.37	47602.79	0.59	0.31	0.90
4	Adlut Education	262.54	204.66	467.20	0.00	0.00	0.01
5	Technical Education	9347.13	7931.49	17278.62	0.18	0.15	0.33
Total (Education)		147436.11	51550.03	198986.14	2.79	0.98	3.77
Year 2009-10(BE) GDP :- Rs. 6133230 crore(advance estimates)							
1	Elementary Education	76389.18	22270.76	98659.94	1.25	0.36	1.61
2	Secondary Education	53189.46	7119.94	60309.39	0.87	0.12	0.98
3	University & Higher Education	34538.29	21002.72	55541.02	0.56	0.34	0.91
4	Adlut Education	283.95	454.83	738.78	0.00	0.01	0.01
5	Technical Education	10414.79	10332.30	20747.09	0.17	0.17	0.34
Total (Education)		174815.67	61180.55	235996.22	2.85	1.00	3.85

Table No (7) - Relationship between Budgeted Expenditure on Education and Gross State Domestic Product (GSDP) of States and Uts during 2009-10

(Rs.in crores)										
Sl. No.	States/UTs	Gross State Domestic Product at Current Prices	Total State Revenue Budget	Total Expenditure on Education & Training by Education & Other Department	Total Expenditure on Education by Education Department	% of Total Revenue Budget to GSDP	% of Education & Training Budget to Total Revenue Budget	% of Education Budget of Education Department to Total Revenue Budget	% of Education & Training Budget of Education & Other Department to Total GSDP	% of Education Budget of Education Department to GSDP
1	2	3	4	5	6	7	8	9	10	11
1	Andhra Pradesh	475267	76557.18	12473.4	8725.67	16.11	16.29	11.40	2.62	1.84
2	Arunachal Pradesh	7241	3607.08	437.22	372.49	49.81	12.12	10.33	6.04	5.14
3	Assam	92472	29269.86	5094.86	4371.55	31.65	17.41	14.94	5.51	4.73
4	Bihar	168603	35715.04	9218.12	7966.83	21.18	25.81	22.31	5.47	4.73
5	Chhattisgarh	109823	18091.05	4491.65	3427.08	16.47	24.83	18.94	4.09	3.12
6	Goa	25882	4485.14	711.55	590.22	17.33	15.86	13.16	2.75	2.28
7	Gujarat	429356	45728.36	6560.58	5626.37	10.65	14.35	12.30	1.53	1.31
8	Haryana	216287	25821.06	6190.13	5261.4	11.94	23.97	20.38	2.86	2.43
9	Himachal Pradesh	43281	10221.76	2270.32	2044.10	23.62	22.21	20.00	5.25	4.72
10	Jammu & Kashmir	43236	14725.79	2469.22	2050.06	34.06	16.77	13.92	5.71	4.74
11	Jharkhand	106358	18212.94	4224.69	3531.79	17.12	23.20	19.39	3.97	3.32
12	Karnataka	335747	47237.66	9789.69	8487.51	14.07	20.72	17.97	2.92	2.53
13	Kerala	230316	31161.84	7138.16	6117.86	13.53	22.91	19.63	3.10	2.66
14	Madhya Pradesh	216958	38262.12	7394.86	5995.87	17.64	19.33	15.67	3.41	2.76
15	Maharashtra	901330	96184.03	22065.72	18964.09	10.67	22.94	19.72	2.45	2.10
16	Manipur	8687	3055.91	507.32	448.95	35.18	16.60	14.69	5.84	5.17
17	Meghalaya	12502	3588.27	612.41	502.15	28.70	17.07	13.99	4.90	4.02
18	Mizoram	5633	2831.68	478.08	417.17	50.27	16.88	14.73	8.49	7.41
19	Orissa	162327	28919.17	6238.50	5426.08	17.82	21.57	18.76	3.84	3.34
20	Punjab	199459	30306.25	4134.84	3635.45	15.19	13.64	12.00	2.07	1.82
21	Rajasthan	255440	39676.61	9397.53	8827.43	15.53	23.69	22.25	3.68	3.46
22	Sikkim	3475	2567.15	382.98	338.13	73.87	14.92	13.17	11.02	9.73
23	Tamil Nadu	464009	59295.29	11142.48	10442.84	12.78	18.79	17.61	2.40	2.25
24	Tripura	14604	4266.86	868.24	784.38	29.22	20.35	18.38	5.95	5.37
25	Uttarakhand	62214	11161.11	3719.77	2841.33	17.94	33.33	25.46	5.98	4.57
26	Uttar Pradesh	519899	92866.65	19706.10	17026.62	17.86	21.22	18.33	3.79	3.27
27	West Bengal	400561	60252.53	11309.54	10951.63	15.04	18.77	18.18	2.82	2.73
28	A&N Islands	3841	1808.29	260.24	243.98	47.08	14.39	13.49	6.78	6.35
29	Chandigarh	18341	1712.24	382.92	295.64	9.34	22.36	17.27	2.09	1.61
30	Delhi	217851	13703.31	4077.35	3508.58	6.29	29.75	25.60	1.87	1.61
31	Puducherry	11255	3193.62	442.24	360.68	28.38	13.85	11.29	3.93	3.20
	All India (2009-10)	6133230	1758202.74	235996.21	194642.91	28.67	13.42	11.07	3.85	3.17
Note:	(i) GSDP figures pertain to the year 2009-10 and have been taken from Statement uploaded on the website of National Accounts Division, CSO, MOSPI (as on 08.03.2011)									
	(ii) GDP figures are taken from National Accounts Statistics 2010 published by C S O.									

Table No. (8):Percentage of Capital Expenditure on Education to Total Budget (CAPITAL ACCOUNT) State - Wise

S.NO.	STATE/ UNION TERRITORY	% of Capital Expenditure on Education to Total Capital Expenditure Outside Revenue Account			% of Loans for Education to Total Loans and Advances		
		2007-08	2008-09	2009-10	2007-08	2008-09	2009-10
	1	2	3	4	5	6	7
1	ANDHRA PRADESH	0.52	0.78	1.30	0.00	0.00	0.00
2	ARUNACHAL PRADESH	2.53	6.67	1.35	0.00	0.00	0.00
3	ASSAM	0.00	0.00	0.00	0.00	0.04	0.12
4	BIHAR	0.68	1.37	1.96	0.00	0.00	0.00
5	CHHATTISGARH	6.26	8.82	5.98	0.00	0.00	0.00
6	GOA	4.92	3.44	3.05	18.29	16.76	8.14
7	GUJARAT	2.22	1.59	3.79	0.00	0.00	0.00
8	HARYANA	2.36	1.90	2.22	0.00	0.00	0.00
9	HIMACHAL PRADESH	8.36	10.29	12.01	0.00	0.00	0.00
10	JAMMU & KASHMIR	0.00	5.33	5.14	0.00	0.00	0.00
11	JHARKHAND	1.65	3.05	2.24	0.00	0.00	0.00
12	KARNATAKA	1.28	1.30	2.36	0.00	0.00	0.00
13	KERALA	2.14	2.84	2.41	0.00	0.00	0.00
14	MADHYA PRADESH	1.62	3.47	1.26	0.35	0.21	0.29
15	MAHARASHTRA	0.29	0.39	0.12	0.00	0.00	0.00
16	MANIPUR	5.38	4.01	0.99	0.00	0.00	0.00
17	MEGHALAYA	1.30	0.11	0.27	0.00	0.00	0.00
18	MIZORAM	0.73	0.42	1.68	7.49	0.00	0.00
19	NAGALAND	1.56	1.90	1.19	0.00	0.00	0.00
20	ORISSA	0.13	0.16	0.92	0.00	0.39	0.53
21	PUNJAB	2.45	9.35	6.57	0.00	0.00	0.00
22	RAJASTHAN	0.63	0.43	0.32	0.00	0.00	0.00
23	SIKKIM	5.04	5.12	5.63	0.00	88.89	25.15
24	TAMIL NADU	1.51	1.21	2.39	0.00	0.00	0.00
25	TRIPURA	3.07	4.81	1.85	0.00	0.00	0.00
26	UTTARAKHAND	4.92	3.80	1.81	0.00	0.00	0.00
27	UTTAR PRADESH	0.72	0.93	1.91	0.00	0.00	0.00
28	WEST BENGAL	0.21	1.00	2.37	0.00	0.01	0.01
	TOTAL (STATES)	1.38	2.03	2.10	0.06	0.08	0.10
29	A. & N. ISLANDS	1.94	1.90	1.43	0.00	0.00	0.00
30	CHANDIGARH	4.31	3.37	2.66	0.00	0.00	0.00
31	DADRA & NAGAR HAVELI	2.64	5.54	11.86	0.00	0.00	0.00
32	DAMAN & DIU	4.49	4.09	3.23	0.00	0.00	0.00
33	DELHI	5.36	6.18	5.63	0.00	0.35	0.35
34	LAKSHADWEEP	1.24	1.99	2.11	0.00	0.00	0.00
35	PUDUCHERRY	3.43	15.62	15.13	0.00	0.00	0.00
	TOTAL (U.T.s)	4.54	5.69	5.79	0.00	0.35	0.35
	TOTAL (STATES & U.T.)	1.51	2.17	2.25	0.05	0.13	0.16

Table 9:-Total Budget (States and Centre)(Revenue, Capitals and Loan & Advances)

(Rs.in crores)

1	2007-08 (Actuals)			2008-09 (RE)			2009-10 (BE)		
	2 Plan	3 Non-Plan	4 Total	5 Plan	6 Non-Plan	7 Total	8 Plan	9 Non-Plan	10 Total
REVENUE									
States	114244.35	466560.41	580804.76	168576.33	558588.37	727164.7	186631.37	650607.09	837238.46
UTs.	4843.03	11433.90	16276.93	6522.74	14691.38	21214.12	6804.93	16927.35	23732.28
Total (State + UTs)	119087.38	477994.31	597081.69	175099.07	573279.75	748378.82	193436.3	667534.44	860970.74
Centre	173572.00	420861.00	594433.00	241656.00	561790.00	803446.00	278398.00	618834.00	897232.00
TOTAL(C+S)	292659.38	898855.31	1191514.69	416755.07	1135069.75	1551824.82	471834.3	1286368.44	1758202.74
CAPITALS									
States	108545.76	10316.32	118862.08	143470.48	13783.63	157254.11	153514.17	6732.86	160247.03
UTs.	5234.97	122.23	5357.20	6177.31	114.97	6292.28	6613.42	299.09	6912.51
Total (State + UTs)	113780.73	10438.55	124219.28	149647.79	13898.6	163546.39	160127.59	7031.95	167159.54
Centre	31510.00	84395.00	115905.00	41301.00	54694.00	95995.00	46751.00	75880.00	122631.00
TOTAL(C+S)	145290.73	94833.55	240124.28	190948.79	68592.6	259541.39	206878.59	82911.95	289790.54
LOAN & ADVANCES									
States	8541.72	5719.05	14260.77	11229.87	5447.9	16677.77	9254.37	4538.05	13792.42
UTs.	1694.79	1957.45	3652.24	1728.77	2521.14	4249.91	1438.51	2828.11	4266.62
Total (State + UTs)	10236.51	7676.5	17913.01	12958.64	7969.04	20927.68	10692.88	7366.16	18059.04
Centre	0.00	2333.00	2333.00	0.00	1512.00	1512.00	0.00	975.00	975.00
TOTAL(C+S)	10236.51	10009.5	20246.01	12958.64	9481.04	22439.68	10692.88	8341.16	19034.04

APPENDICES
STATISTICAL
TABLES

STATEMENT NO.(1): BUDGETED PROVISION FOR EDUCATION & TRAINING AT THE CENTRE (REVENUE ACCOUNT)

SCHEME: EDUCATION

(RUPEES IN THOUSANDS)

S.No.	MINISTRY/DEPARTMENT	2007-08(ACTUALS)			2008-09(R.E.)			2009-10(B.E.)		
		PLAN	NON-PLAN	TOTAL	PLAN	NON-PLAN	TOTAL	PLAN	NON-PLAN	TOTAL
1	MINISTRY OF RAILWAYS	969011	...	969011	1856234	...	1856234	2858985	...	2858985
2	MINISTRY OF AGRICULTURE	25314241	15078986	40393227	29906300	19968246	49874546	30841500	24247142	55088642
3	MINISTRY OF CIVIL AVIATION	25314241	16677	25330918	100	26765	26865	...	31080	31080
4	MINISTRY OF FINANCE	...	692625	692625	...	546566	546566	...	634927	634927
5	MINISTRY OF DEFENCE	...	6281	6281	...	8030	8030	...	8612	8612
6	MINISTRY OF HOME AFFAIRS	...	313471	313471	20000	441560	461560	50000	481900	531900
7	MINISTRY OF ENVIRONMENT & FORESTS	736790	192700	929490	970700	214100	1184800	970700	257100	1227800
8	MINISTRY OF HEALTH & FAMILY WELFARE	11915102	7911998	19827100	10996800	9644800	20641600	14154200	14181700	28335900
9	MINISTRY OF INFORMATION & BROADCASTING	1494	12819	14313	2300	16256	18556	11800	20000	31800
10	MINISTRY OF POWER	678100	10523	688623	300000	16641	316641	550000	21206	571206
11	MINISTRY OF RURAL DEVELOPMENT	16776481	...	16776481	21225000	...	21225000	21182500	...	21182500
12	MINISTRY OF SCIENCE & TECHNOLOGY	3774284	23847	3798131	4250000	18000	4268000	5450000	20000	5470000
13	MINISTRY OF MICRO, SMALL & MEDIUM ENTERPRIS	107000	...	107000	96000	...	96000	106000	...	106000
14	MINISTRY OF LABOUR AND EMPLOYMENT	46900	961862	1008762	81700	1142981	1224681	75000	1188977	1263977
15	MINISTRY OF SHIPNG, RD.TRANSPORT & HIGHWAYS	496099	21203	517302	1863300	36000	1899300	2559000	107400	2666400
16	MINISTRY OF SOCIAL JUSTICE & EMPOWERMENT	878218	...	878218	1131400	...	1131400	1247000	...	1247000
17	MINISTRY OF CULTURE	11731	17389	29120	30000	25927	55927	30000	29000	59000
18	MINISTRY OF TRIBAL AFFAIRS	464855	25758	490613	489900	50200	540100	670700	50800	721500
19	MINISTRY OF URBAN DEVELOPMENT	142720	10864	153584	176600	22500	199100	220000	30100	250100
20	MINISTRY OF WATER RESOURCES	408588	400435	809023	853203	477196	1330399	916000	509995	1425995
21	MINISTRY OF YOUTH AFFAIRS & SPORTS	5367007	688922	6055929	11683400	960220	12643620	22729000	913800	23642800
22	MINISTRY OF EARTH SCIENCES	3028780	648476	3677256	3195000	712600	3907600	5536200	378500	5914700
23	MINISTRY OF MINES	29865	...	29865	59900	...	59900	93000	...	93000
24	DEPARTMENT OF WOMEN AND CHILD DEVELOPMENT	5327	...	5327	37100	...	37100	18000	...	18000
25	MINISTRY OF COAL	50813	147408	198221	55400	230356	285756	114100	330850	444950
26	MINISTRY OF NEW & RENEWABLE ENERGY	29865	...	29865
27	MINISTRY OF HRD (BOTH DEPTS.)	226593000	41104500	267697500	319415400	60665700	380081100	364000000	81322100	445322100
	TOTAL	323140512	68286744	391427256	408695737	95224644	503920381	474383685	124765189	599148874

. . NICNET . .

STATEMENT NO.(1): BUDGETED PROVISION FOR EDUCATION & TRAINING AT THE CENTRE (REVENUE ACCOUNT)

SCHEME: TRAINING (FORMAL)

(RUPEES IN THOUSANDS)

S.No.	MINISTRY/DEPARTMENT	2007-08(ACTUALS)			2008-09(R.E.)			2009-10(B.E.)		
		PLAN	NON-PLAN	TOTAL	PLAN	NON-PLAN	TOTAL	PLAN	NON-PLAN	TOTAL
1	MINISTRY OF AGRICULTURE	2472774	211578	2684352	3262716	272603	3535319	4136800	323421	4460221
2	MINISTRY OF CIVIL AVIATION	863	59264	60127	5000	92460	97460	15000	110070	125070
3	MINISTRY OF FINANCE	7500	22506	30006	23000	34200	57200	36000	33200	69200
4	MINISTRY OF HOME AFFAIRS	53270	240831	294101	66290	338334	404624	215200	458000	673200
5	MINISTRY OF EXTERNAL AFFAIRS	...	85596	85596	...	67700	67700	...	98200	98200
6	MINISTRY OF ENVIRONMENT & FORESTS	13451	...	13451	20000	...	20000	100000	...	100000
7	MINISTRY OF HEALTH & FAMILY WELFARE	1236045	305717	1541762	3044439	479510	3523949	2237500	564275	2801775
8	MINISTRY OF POWER	87100	20500	107600	187500	73800	261300	200000	20600	220600
9	MINISTRY OF SCIENCE & TECHNOLOGY	39967	67893	107860	50000	94534	144534	50000	99332	149332
10	MINISTRY OF MICRO, SMALL & MEDIUM ENTERPRIS	37326	...	37326	64800	17400	82200	100000	19500	119500
11	MINISTRY OF LABOUR AND EMPLOYMENT	182689	440236	622925	278660	663484	942144	447500	801356	1248856
12	MINISTRY OF SHIPNG, RD.TRANSPORT & HIGHWAYS	10000	10000	...	90000	90000
13	MINISTRY OF WATER RESOURCES	20483	248295	268778	26400	355863	382263	26000	401000	427000
14	M/O CONSUMER AFFAIRS, FOOD & PUB. DISTRIBU.	242	131289	131531	3000	109899	112899	2000	114622	116622
15	MINISTRY OF EARTH SCIENCES	3147	15329	18476	3300	24100	27400	5000	25000	30000
16	MINISTRY OF MINES	9024	9	9033	12100	180	12280	12000	200	12200
17	MINISTRY OF DEVELOPMENT OF N. E. REGION	100	...	100
18	DEPARTMENT OF WOMEN AND CHILD DEVELOPMENT	135	...	135
	TOTAL	4164016	1849043	6013059	7047205	2634067	9681272	7583100	3158776	10741876

..NICNET..

STATEMENT NO.(1): BUDGETED PROVISION FOR EDUCATION & TRAINING AT THE CENTRE (REVENUE ACCOUNT)

SCHEME: TRAINING (INFORMAL)

(RUPEES IN THOUSANDS)

S.No.	MINISTRY/DEPARTMENT	2007-08(ACTUALS)			2008-09(R.E.)			2009-10(B.E.)		
		PLAN	NON-PLAN	TOTAL	PLAN	NON-PLAN	TOTAL	PLAN	NON-PLAN	TOTAL
1	MINISTRY OF HEALTH & FAMILY WELFARE	1705782	25122	1730904	1839300	44340	1883640	1823100	54410	1877510
2	MINISTRY OF TRIBAL AFFAIRS	22500	...	22500	15000	...	15000	37200	...	37200
	TOTAL	1728282	25122	1753404	1854300	44340	1898640	1860300	54410	1914710

..NICNET..

STATEMENT NO.(1): BUDGETED PROVISION FOR EDUCATION & TRAINING AT THE CENTRE (REVENUE ACCOUNT)

SCHEME: TOTAL

(RUPEES IN THOUSANDS)

S.No.	MINISTRY/DEPARTMENT	2007-08(ACTUALS)			2008-09(R.E.)			2009-10(B.E.)		
		PLAN	NON-PLAN	TOTAL	PLAN	NON-PLAN	TOTAL	PLAN	NON-PLAN	TOTAL
1	MINISTRY OF RAILWAYS	969011	...	969011	1856234	...	1856234	2858985	...	2858985
2	MINISTRY OF AGRICULTURE	27787015	15290564	43077579	33169016	20240849	53409865	34978300	24570563	59548863
3	MINISTRY OF CIVIL AVIATION	25315104	75941	25391045	5100	119225	124325	15000	141150	156150
4	MINISTRY OF FINANCE	7500	715131	722631	23000	580766	603766	36000	668127	704127
5	MINISTRY OF DEFENCE	...	6281	6281	...	8030	8030	...	8612	8612
6	MINISTRY OF HOME AFFAIRS	53270	554302	607572	86290	779894	866184	265200	939900	1205100
7	MINISTRY OF EXTERNAL AFFAIRS	...	85596	85596	...	67700	67700	...	98200	98200
8	MINISTRY OF ENVIRONMENT & FORESTS	750241	192700	942941	990700	214100	1204800	1070700	257100	1327800
9	MINISTRY OF HEALTH & FAMILY WELFARE	14856929	8242837	23099766	15880539	10168650	26049189	18214800	14800385	33015185
10	MINISTRY OF INFORMATION & BROADCASTING	1494	12819	14313	2300	16256	18556	11800	20000	31800
11	MINISTRY OF POWER	765200	31023	796223	487500	90441	577941	750000	41806	791806
12	MINISTRY OF RURAL DEVELOPMENT	16776481	...	16776481	21225000	...	21225000	21182500	...	21182500
13	MINISTRY OF SCIENCE & TECHNOLOGY	3814251	91740	3905991	4300000	112534	4412534	5500000	119332	5619332
14	MINISTRY OF MICRO, SMALL & MEDIUM ENTERPRIS	144326	...	144326	160800	17400	178200	206000	19500	225500
15	MINISTRY OF LABOUR AND EMPLOYMENT	229589	1402098	1631687	360360	1806465	2166825	522500	1990333	2512833
16	MINISTRY OF SHIPNG, RD.TRANSPORT & HIGHWAYS	496099	21203	517302	1863300	46000	1909300	2559000	197400	2756400
17	MINISTRY OF SOCIAL JUSTICE & EMPOWERMENT	878218	...	878218	1131400	...	1131400	1247000	...	1247000
18	MINISTRY OF CULTURE	11731	17389	29120	30000	25927	55927	30000	29000	59000
19	MINISTRY OF TRIBAL AFFAIRS	487355	25758	513113	504900	50200	555100	707900	50800	758700
20	MINISTRY OF URBAN DEVELOPMENT	142720	10864	153584	176600	22500	199100	220000	30100	250100
21	MINISTRY OF WATER RESOURCES	429071	648730	1077801	879603	833059	1712662	942000	910995	1852995
22	MINISTRY OF YOUTH AFFAIRS & SPORTS	5367007	688922	6055929	11683400	960220	12643620	22729000	913800	23642800
23	M/O CONSUMER AFFAIRS, FOOD & PUB. DISTRIBU.	242	131289	131531	3000	109899	112899	2000	114622	116622
24	MINISTRY OF EARTH SCIENCES	3031927	663805	3695732	3198300	736700	3935000	5541200	403500	5944700
25	MINISTRY OF MINES	38889	9	38898	72000	180	72180	105000	200	105200
26	MINISTRY OF DEVELOPMENT OF N. E. REGION	100	...	100
27	DEPARTMENT OF WOMEN AND CHILD DEVELOPMENT	5462	...	5462	37100	...	37100	18000	...	18000
28	MINISTRY OF COAL	50813	147408	198221	55400	230356	285756	114100	330850	444950
29	MINISTRY OF NEW & RENEWABLE ENERGY	29865	...	29865
30	MINISTRY OF HRD (BOTH DEPTS.)	226593000	41104500	267697500	319415400	60665700	380081100	364000000	81322100	445322100
	TOTAL	329032810	70160909	399193719	417597242	97903051	515500293	483827085	127978375	611805460

..NICNET..

STATEMENT NO. (2): BUDGET EXPENDITURE ON EDUCATION & TRAINING BY EDUCATION & OTHER DEPARTMENTS (REVENUE ACCOUNT)

BUDGET : 2007-08(ACTUAL)

(RUPEES IN THOUSANDS)

S. NO.	STATE / UNION TERRITORY	EDUCATION DEPARTMENT	OTHER DEPARTMENTS			GRAND TOTAL	
			EDUCATION	FORMAL	INFORMAL		TOTAL
1	ANDHRA PRADESH	57939477.00	20235464.00	590354.00	14754.00	20840572.00	78780049.00
2	ARUNACHAL PRADESH	2806733.00	171365.00	190788.00	7758.00	369911.00	3176644.00
3	ASSAM	27992400.00	2628818.00	319392.00	15335.00	2963545.00	30955945.00
4	BIHAR	50623601.00	6102143.00	1438945.00	...	7541088.00	58164689.00
5	CHHATTISGARH	17864016.00	6011917.00	330009.00	147045.00	6488971.00	24352987.00
6	GOA	3671887.00	562427.00	132259.00	4171.00	698857.00	4370744.00
7	GUJARAT	51319884.00	5148827.00	697625.00	159701.00	6006153.00	57326037.00
8	HARYANA	26849410.00	3664586.00	1985166.00	35091.00	5684843.00	32534253.00
9	HIMACHAL PRADESH	14486215.00	1157807.00	746400.00	...	1904207.00	16390422.00
10	JAMMU & KASHMIR	10973173.00	1834499.00	690975.00	1532.00	2527006.00	13500179.00
11	JHARKHAND	23459332.00	1345940.00	1205492.00	43877.00	2595309.00	26054641.00
12	KARNATAKA	65966148.00	5708221.00	2973393.00	93086.00	8774700.00	74740848.00
13	KERALA	44295819.00	6208768.00	1989477.00	5275.00	8203520.00	54299339.00
14	MADHYA PRADESH	35470164.00	9025865.00	2250487.00	...	11276352.00	46746516.00
15	MAHARASHTRA	133994726.00	22914751.00	5413235.00	52581.00	28380567.00	162375293.00
16	MANIPUR	3682574.00	368377.00	117947.00	...	486324.00	4168898.00
17	MEGHALAYA	3274914.00	295187.00	394913.00	170.00	690270.00	3965184.00
18	MIZORAM	2824783.00	217625.00	127031.00	6274.00	350930.00	3175713.00
19	NAGALAND	3352606.00	585039.00	211307.00	622.00	796968.00	4149574.00
20	ORISSA	29488274.00	4058993.00	539950.00	...	4598943.00	34087217.00
21	PUNJAB	26326930.00	2768336.00	897586.00	51753.00	3717675.00	30044605.00
22	RAJASTHAN	53509691.00	2516158.00	1364986.00	25593.00	3906737.00	57416428.00
23	SIKKIM	2271014.00	165483.00	195966.00	...	361449.00	2632463.00
24	TAMIL NADU	67135235.00	4034065.00	1142950.00	16350.00	5193365.00	72328600.00
25	TRIPURA	4945365.00	318409.00	187612.00	116.00	506137.00	5451502.00
26	UTTARAKHAND	15315577.00	2034264.00	3131686.00	...	5165950.00	20481527.00
27	UTTAR PRADESH	112328733.00	22575848.00	1832704.00	...	24408552.00	136737285.00
28	WEST BENGAL	66039362.00	1995553.00	871200.00	...	2866753.00	68906115.00
TOTAL (STATES)		958208043.00	134654735.00	31969835.00	681084.00	167305654.00	1125513697.00
29	A. & N. ISLANDS	1288917.00	43698.00	59991.00	73.00	103762.00	1392679.00
30	CHANDIGARH	2196769.00	425733.00	210585.00	...	636318.00	2833087.00
31	DADRA & NAGAR HAVELI	299170.00	5598.00	7398.00	...	12996.00	312166.00
32	DAMAN & DIU	210193.00	9971.00	20837.00	...	30808.00	241001.00
33	DELHI	21240144.00	3492136.00	96890.00	44477.00	3633503.00	24873647.00
34	LAKSHADWEEP	346552.00	61724.00	8635.00	...	70359.00	416911.00
35	PUDUCHERRY	2308972.00	807314.00	76384.00	3123.00	886821.00	3195793.00
TOTAL (U.T.s)		27890717.00	4846174.00	480720.00	47673.00	5374567.00	33265284.00
TOTAL (STATES & U.T.s)		986098760.00	139500909.00	32450555.00	728757.00	172680221.00	1158778981.00
CENTRE TOTAL		267697500.00	123729756.00	6013059.00	1753404.00	131496219.00	399193719.00
GRAND TOTAL		1253796260.00	263230665.00	38463614.00	2482161.00	304176440.00	1557972700.00

..NICNET..

STATEMENT NO. (2): BUDGET EXPENDITURE ON EDUCATION & TRAINING BY EDUCATION & OTHER DEPARTMENTS (REVENUE ACCOUNT)

BUDGET : 2008-09(REVISED ESTIMATES)

(RUPEES IN THOUSANDS)

S. NO.	STATE / UNION TERRITORY	EDUCATION DEPARTMENT	OTHER DEPARTMENTS				GRAND TOTAL
			EDUCATION	FORMAL	INFORMAL	TOTAL	
1	ANDHRA PRADESH	73135217.00	27184121.00	867805.00	16441.00	28068367.00	101203584.00
2	ARUNACHAL PRADESH	3115636.00	349593.00	297586.00	9941.00	657120.00	3772756.00
3	ASSAM	36835567.00	6514090.00	443368.00	20212.00	6977670.00	43813237.00
4	BIHAR	67068336.00	9580011.00	2181604.00	...	11761615.00	78829951.00
5	CHHATTISGARH	27288691.00	7553771.00	563878.00	197870.00	8315519.00	35604210.00
6	GOA	5508316.00	849108.00	216334.00	1776.00	1067218.00	6575534.00
7	GUJARAT	54518332.00	6567297.00	871788.00	155995.00	7595080.00	62113412.00
8	HARYANA	39533885.00	4491456.00	3575132.00	123488.00	8190076.00	47723961.00
9	HIMACHAL PRADESH	19031697.00	1288588.00	844656.00	...	2133244.00	21164941.00
10	JAMMU & KASHMIR	14867570.00	2528107.00	722498.00	1650.00	3252255.00	18119825.00
11	JHARKHAND	28699997.00	5431291.00	2907173.00	33000.00	8371464.00	37071461.00
12	KARNATAKA	83103951.00	6364220.00	4383029.00	134024.00	10881273.00	93985224.00
13	KERALA	53791157.00	6862294.00	2250480.00	10662.00	9123436.00	62914593.00
14	MADHYA PRADESH	52586773.00	9921434.00	2766235.00	...	12687669.00	65274442.00
15	MAHARASHTRA	159450099.00	29654051.00	5722952.00	6710.00	35383713.00	194833812.00
16	MANIPUR	3995385.00	375328.00	126984.00	...	502312.00	4497697.00
17	MEGHALAYA	4117246.00	528347.00	749671.00	500.00	1278518.00	5395764.00
18	MIZORAM	3266310.00	267915.00	110815.00	7008.00	385738.00	3652048.00
19	NAGALAND	3498320.00	491400.00	246289.00	622.00	738311.00	4236631.00
20	ORISSA	44498878.00	6049524.00	587917.00	...	6637441.00	51136319.00
21	PUNJAB	30609598.00	4346131.00	1122888.00	193812.00	5662831.00	36272429.00
22	RAJASTHAN	73583131.00	3424300.00	1868552.00	26100.00	5318952.00	78902083.00
23	SIKKIM	2733151.00	265325.00	414187.00	...	679512.00	3412663.00
24	TAMIL NADU	91421208.00	5143554.00	1719062.00	15125.00	6877741.00	98298949.00
25	TRIPURA	5963463.00	360242.00	280026.00	310.00	640578.00	6604041.00
26	UTTARAKHAND	11266260.00	2327915.00	4135937.00	...	6463852.00	17730112.00
27	UTTAR PRADESH	135496704.00	31258036.00	2401943.00	...	33659979.00	169156683.00
28	WEST BENGAL	72959594.00	2465454.00	1628732.00	...	4094186.00	77053780.00
TOTAL (STATES)		1201944472.00	182442903.00	44007521.00	955246.00	227405670.00	1429350142.00
29	A. & N. ISLANDS	1968200.00	57844.00	88731.00	510.00	147085.00	2115285.00
30	CHANDIGARH	2422460.00	509990.00	233882.00	...	743872.00	3166332.00
31	DADRA & NAGAR HAVELI	443300.00	7400.00	9690.00	...	17090.00	460390.00
32	DAMAN & DIU	275100.00	13400.00	27000.00	...	40400.00	315500.00
33	DELHI	28909145.00	5103197.00	155897.00	123910.00	5383004.00	34292149.00
34	LAKSHADWEEP	582500.00	70330.00	19753.00	...	90083.00	672583.00
35	PUDUCHERRY	3353890.00	513782.00	117977.00	3143.00	634902.00	3988792.00
TOTAL (U.T.s)		37954595.00	6275943.00	652930.00	127563.00	7056436.00	45011031.00
TOTAL (STATES & U.T.s)		1239899067.00	188718846.00	44660451.00	1082809.00	234462106.00	1474361173.00
CENTRE TOTAL		380081100.00	123839281.00	9681272.00	1898640.00	135419193.00	515500293.00
GRAND TOTAL		1619980167.00	312558127.00	54341723.00	2981449.00	369881299.00	1989861466.00

..NICNET..

STATEMENT NO. (2): BUDGET EXPENDITURE ON EDUCATION & TRAINING BY EDUCATION & OTHER DEPARTMENTS (REVENUE ACCOUNT)

BUDGET : 2009-10(BUDGET ESTIMATES)

(RUPEES IN THOUSANDS)

S. NO.	STATE / UNION TERRITORY	EDUCATION DEPARTMENT	OTHER DEPARTMENTS			GRAND TOTAL	
			EDUCATION	FORMAL	INFORMAL		TOTAL
1	ANDHRA PRADESH	87256738.00	36039198.00	1419237.00	18852.00	37477287.00	124734025.00
2	ARUNACHAL PRADESH	3724881.00	220694.00	416029.00	10550.00	647273.00	4372154.00
3	ASSAM	43715546.00	6612947.00	596192.00	23898.00	7233037.00	50948583.00
4	BIHAR	79668265.00	9807116.00	2705798.00	...	12512914.00	92181179.00
5	CHHATTISGARH	34270771.00	9337135.00	1038638.00	269910.00	10645683.00	44916454.00
6	GOA	5902167.00	1021096.00	190197.00	2059.00	1213352.00	7115519.00
7	GUJARAT	56263708.00	8244016.00	957772.00	140265.00	9342053.00	65605761.00
8	HARYANA	52613960.00	5518329.00	3599662.00	169303.00	9287294.00	61901254.00
9	HIMACHAL PRADESH	20441010.00	1401615.00	860571.00	...	2262186.00	22703196.00
10	JAMMU & KASHMIR	20500589.00	3262538.00	927385.00	1657.00	4191580.00	24692169.00
11	JHARKHAND	35317905.00	3605575.00	3288423.00	35000.00	6928998.00	42246903.00
12	KARNATAKA	84875123.00	7501978.00	5426676.00	93123.00	13021777.00	97896900.00
13	KERALA	61178626.00	7686948.00	2503764.00	12256.00	10202968.00	71381594.00
14	MADHYA PRADESH	59958651.00	11077813.00	2912154.00	...	13989967.00	73948618.00
15	MAHARASHTRA	189640926.00	25909832.00	5101353.00	5073.00	31016258.00	220657184.00
16	MANIPUR	4489500.00	430413.00	153278.00	...	583691.00	5073191.00
17	MEGHALAYA	5021454.00	473283.00	628545.00	800.00	1102628.00	6124082.00
18	MIZORAM	4171700.00	444753.00	156634.00	7738.00	609125.00	4780825.00
19	NAGALAND	3691938.00	431876.00	346868.00	14032.00	792776.00	4484714.00
20	ORISSA	54260839.00	7182410.00	941790.00	...	8124200.00	62385039.00
21	PUNJAB	36354536.00	3502234.00	1303172.00	188450.00	4993856.00	41348392.00
22	RAJASTHAN	88274324.00	3427957.00	2254860.00	18200.00	5701017.00	93975341.00
23	SIKKIM	3381305.00	228703.00	219823.00	...	448526.00	3829831.00
24	TAMIL NADU	104428364.00	5137263.00	1842632.00	16518.00	6996413.00	111424777.00
25	TRIPURA	7843850.00	395315.00	442951.00	310.00	838576.00	8682426.00
26	UTTARAKHAND	28413286.00	3384449.00	5399988.00	...	8784437.00	37197723.00
27	UTTAR PRADESH	170266155.00	25216580.00	1578334.00	...	26794914.00	197061069.00
28	WEST BENGAL	109516307.00	2843008.00	736089.00	...	3579097.00	113095404.00
TOTAL (STATES)		1455442424.00	190345074.00	47948815.00	1027994.00	239321883.00	1694764307.00
29	A. & N. ISLANDS	2439800.00	57080.00	104927.00	640.00	162647.00	2602447.00
30	CHANDIGARH	2956400.00	600938.00	271890.00	...	872828.00	3829228.00
31	DADRA & NAGAR HAVELI	564600.00	7300.00	14275.00	...	21575.00	586175.00
32	DAMAN & DIU	353300.00	21600.00	30500.00	...	52100.00	405400.00
33	DELHI	35085798.00	5327754.00	172675.00	187282.00	5687711.00	40773509.00
34	LAKSHADWEEP	657900.00	84200.00	31090.00	...	115290.00	773190.00
35	PUDUCHERRY	3606826.00	683926.00	128004.00	3634.00	815564.00	4422390.00
TOTAL (U.T.s)		45664624.00	6782798.00	753361.00	191556.00	7727715.00	53392339.00
TOTAL (STATES & U.T.s)		1501107048.00	197127872.00	48702176.00	1219550.00	247049598.00	1748156646.00
CENTRE TOTAL		445322100.00	153826774.00	10741876.00	1914710.00	166483360.00	611805460.00
GRAND TOTAL		1946429148.00	350954646.00	59444052.00	3134260.00	413532958.00	2359962106.00

..NICNET..

STATEMENT NO (3) : PLAN & NON-PLAN BUDGET PROVISION FOR EDUCATION BY ALL DEPARTMENTS
(REVENUE ACCOUNT)
2007-08(ACTUAL)

(RUPEES IN THOUSANDS)

S.NO.	STATE/ UNION TERRITORY	EDUCATION DEPARTMENT			OTHER DEPARTMENTS			TOTAL		
		PLAN	NON-PLAN	TOTAL	PLAN	NON-PLAN	TOTAL	PLAN	NON-PLAN	TOTAL
1	ANDHRA PRADESH	5373304.00	52566173.00	57939477.00	9588863.00	11251709.00	20840572.00	14962167.00	63817882.00	78780049.00
2	ARUNACHAL PRADESH	1794070.00	1012663.00	2806733.00	89228.00	280683.00	369911.00	1883298.00	1293346.00	3176644.00
3	ASSAM	381610.00	27610790.00	27992400.00	360766.00	2602779.00	2963545.00	742376.00	30213569.00	30955945.00
4	BIHAR	2974481.00	47649120.00	50623601.00	3025811.00	4515277.00	7541088.00	6000292.00	52164397.00	58164689.00
5	CHHATTISGARH	10165813.00	7698203.00	17864016.00	853537.00	5635434.00	6488971.00	11019350.00	13333637.00	24352987.00
6	GOA	685507.00	2986380.00	3671887.00	224345.00	474512.00	698857.00	909852.00	3460892.00	4370744.00
7	GUJARAT	3132324.00	48187560.00	51319884.00	3335685.00	2670468.00	6006153.00	6468009.00	50858028.00	57326037.00
8	HARYANA	7391601.00	19457809.00	26849410.00	2344436.00	3340407.00	5684843.00	9736037.00	22798216.00	32534253.00
9	HIMACHAL PRADESH	1099771.00	13386444.00	14486215.00	1022005.00	882202.00	1904207.00	2121776.00	14268646.00	16390422.00
10	JAMMU & KASHMIR	..	10973173.00	10973173.00	75348.00	2451658.00	2527006.00	75348.00	13424831.00	13500179.00
11	JHARKHAND	8333149.00	15126183.00	23459332.00	986715.00	1608594.00	2595309.00	9319864.00	16734777.00	26054641.00
12	KARNATAKA	12967943.00	52998205.00	65966148.00	4164583.00	4610117.00	8774700.00	17132526.00	57608322.00	74740848.00
13	KERALA	1161965.00	43133854.00	44295819.00	2531246.00	5672274.00	8203520.00	3693211.00	48806128.00	52499339.00
14	MADHYA PRADESH	6527565.00	28942599.00	35470164.00	5897272.00	5379080.00	11276352.00	12424837.00	34321679.00	46746516.00
15	MAHARASHTRA	5592611.00	128402115.00	133994726.00	8885309.00	19495258.00	28380567.00	14477920.00	147897373.00	162375293.00
16	MANIPUR	485702.00	3196872.00	3682574.00	262755.00	223569.00	486324.00	748457.00	3420441.00	4168898.00
17	MEGHALAYA	924117.00	2350797.00	3274914.00	422027.00	268243.00	690270.00	1346144.00	2619040.00	3965184.00
18	MIZORAM	1088265.00	1736518.00	2824783.00	200790.00	150140.00	350930.00	1289055.00	1886658.00	3175713.00
19	NAGALAND	294932.00	3057674.00	3352606.00	222407.00	574561.00	796968.00	517339.00	3632235.00	4149574.00
20	ORISSA	3867116.00	25621158.00	29488274.00	1722642.00	2876301.00	4598943.00	5589758.00	28497459.00	34087217.00
21	PUNJAB	664897.00	25662033.00	26326930.00	299351.00	3418324.00	3717675.00	964248.00	29080357.00	30044605.00
22	RAJASTHAN	5582410.00	47927281.00	53509691.00	982108.00	2924629.00	3906737.00	6564518.00	50851910.00	57416428.00
23	SIKKIM	937516.00	1333498.00	2271014.00	244180.00	117269.00	361449.00	1181696.00	1450767.00	2632463.00
24	TAMIL NADU	5248348.00	61886887.00	67135235.00	3110097.00	2083268.00	5193365.00	8358445.00	63970155.00	72328600.00
25	TRIPURA	223208.00	4722157.00	4945365.00	323940.00	182197.00	506137.00	547148.00	4904354.00	5451502.00
26	UTTARAKHAND	4048469.00	11267108.00	15315577.00	1698856.00	3467094.00	5165950.00	5747325.00	14734202.00	20481527.00
27	UTTAR PRADESH	21666341.00	90662392.00	112328733.00	8724522.00	15684030.00	24408552.00	30390863.00	106346422.00	136737285.00
28	WEST BENGAL	8599790.00	57439572.00	66039362.00	829596.00	2037157.00	2866753.00	9429386.00	59476729.00	68906115.00
TOTAL (STATES)		121212825.00	836995218.00	958208043.00	62428420.00	104877234.00	167305654.00	183641245.00	941872452.00	1125513697.00
29	A. & N. ISLANDS	389688.00	899229.00	1288917.00	53804.00	49958.00	103762.00	443492.00	949187.00	1392679.00
30	CHANDIGARH	373990.00	1822779.00	2196769.00	230017.00	406301.00	636318.00	604007.00	2229080.00	2833087.00
31	DADRA & NAGAR HAVELI	158911.00	140259.00	299170.00	9018.00	3978.00	12996.00	167929.00	144237.00	312166.00
32	DAMAN & DIU	51187.00	159006.00	210193.00	12232.00	18576.00	30808.00	63419.00	177582.00	241001.00
33	DELHI	4707124.00	16533020.00	21240144.00	2343181.00	1290322.00	3633503.00	7050305.00	17823342.00	24873647.00
34	LAKSHADWEEP	51617.00	294935.00	346552.00	48125.00	22234.00	70359.00	99742.00	317169.00	416911.00
35	PUDUCHERRY	960840.00	1348132.00	2308972.00	713337.00	173484.00	886821.00	1674177.00	1521616.00	3195793.00
TOTAL (U.T.s)		6693357.00	21197360.00	27890717.00	3409714.00	1964853.00	5374567.00	10103071.00	23162213.00	33265284.00
TOTAL (STATES & U.T.)		127906182.00	858192578.00	986098760.00	65838134.00	106842087.00	172680221.00	193744316.00	965034665.00	1158778981.00
CENTRAL TOTAL		226593000.00	41104500.00	267697500.00	102439810.00	29056409.00	131496219.00	329032810.00	70160909.00	399193719.00
GRAND TOTAL		354499182.00	899297078.00	1253796260.00	168277944.00	135898496.00	304176440.00	522777126.00	1035195574.00	1557972700.00

..NICNET..

STATEMENT NO (3) : PLAN & NON-PLAN BUDGET PROVISION FOR EDUCATION BY ALL DEPARTMENTS
(REVENUE ACCOUNT)
2008-09(REVISED ESTIMATES)

(RUPEES IN THOUSANDS)

S.NO.	STATE/ UNION TERRITORY	EDUCATION DEPARTMENT			OTHER DEPARTMENTS			TOTAL		
		PLAN	NON-PLAN	TOTAL	PLAN	NON-PLAN	TOTAL	PLAN	NON-PLAN	TOTAL
1	ANDHRA PRADESH	7423340.00	65711877.00	73135217.00	9665847.00	18402520.00	28068367.00	17089187.00	84114397.00	101203584.00
2	ARUNACHAL PRADESH	957463.00	2158173.00	3115636.00	123893.00	533227.00	657120.00	1081356.00	2691400.00	3772756.00
3	ASSAM	1399720.00	35435847.00	36835567.00	1927522.00	5050148.00	6977670.00	3327242.00	40485995.00	43813237.00
4	BIHAR	13258520.00	53809816.00	67068336.00	5632477.00	6129138.00	11761615.00	18890997.00	59938954.00	78829951.00
5	CHHATTISGARH	17360696.00	9927995.00	27288691.00	1619302.00	6696217.00	8315519.00	18979998.00	16624212.00	35604210.00
6	GOA	958053.00	4550263.00	5508316.00	427731.00	639487.00	1067218.00	1385784.00	5189750.00	6575534.00
7	GUJARAT	5772258.00	48746074.00	54518332.00	4752408.00	2842672.00	7595080.00	10524666.00	51588746.00	62113412.00
8	HARYANA	10110489.00	29423396.00	39533885.00	3759469.00	4430607.00	8190076.00	13869958.00	33854003.00	47723961.00
9	HIMACHAL PRADESH	768616.00	18263081.00	19031697.00	671197.00	1462047.00	2133244.00	1439813.00	19725128.00	21164941.00
10	JAMMU & KASHMIR	1455149.00	13412421.00	14867570.00	266591.00	2985664.00	3252255.00	1721740.00	16398085.00	18119825.00
11	JHARKHAND	6810083.00	21889914.00	28699997.00	4557684.00	3813780.00	8371464.00	11367767.00	25703694.00	37071461.00
12	KARNATAKA	16866508.00	66237443.00	83103951.00	5817931.00	5063342.00	10881273.00	22684439.00	71300785.00	93985224.00
13	KERALA	1929603.00	51861554.00	53791157.00	2961432.00	6162004.00	9123436.00	4891035.00	58023558.00	62914593.00
14	MADHYA PRADESH	11909879.00	40676894.00	52586773.00	6488401.00	6199268.00	12687669.00	18398280.00	46876162.00	65274442.00
15	MAHARASHTRA	8476818.00	150973281.00	159450099.00	9850743.00	25532970.00	35383713.00	18327561.00	176506251.00	194833812.00
16	MANIPUR	295719.00	3699666.00	3995385.00	250678.00	251634.00	502312.00	546397.00	3951300.00	4497697.00
17	MEGHALAYA	1521350.00	2595896.00	4117246.00	963023.00	315495.00	1278518.00	2484373.00	2911391.00	5395764.00
18	MIZORAM	1156782.00	2109528.00	3266310.00	221670.00	164068.00	385738.00	1378452.00	2273596.00	3652048.00
19	NAGALAND	293537.00	3204783.00	3498320.00	406406.00	331905.00	738311.00	699943.00	3536688.00	4236631.00
20	ORISSA	5588007.00	38910871.00	44498878.00	2432539.00	4204902.00	6637441.00	8020546.00	43115773.00	51136319.00
21	PUNJAB	2436137.00	28173461.00	30609598.00	1110794.00	4552037.00	5662831.00	32725498.00	3546931.00	36272429.00
22	RAJASTHAN	7876631.00	65706500.00	73583131.00	1340480.00	3978472.00	5318952.00	9217111.00	69684972.00	78902083.00
23	SIKKIM	1163624.00	1569527.00	2733151.00	367297.00	312215.00	679512.00	1530921.00	1881742.00	3412663.00
24	TAMIL NADU	5447011.00	85974197.00	91421208.00	3644777.00	3232964.00	6877741.00	9091788.00	89207161.00	98298949.00
25	TRIPURA	346833.00	5616630.00	5963463.00	524747.00	115831.00	640578.00	871580.00	5732461.00	6604041.00
26	UTTARAKHAND	2499718.00	8766542.00	11266260.00	2168933.00	4294919.00	6463852.00	4668651.00	13061461.00	17730112.00
27	UTTAR PRADESH	28429671.00	107067033.00	135496704.00	12828266.00	20831713.00	33659979.00	41257937.00	127898746.00	169156683.00
28	WEST BENGAL	8347598.00	64611996.00	72959594.00	1654860.00	2439326.00	4094186.00	10002458.00	67051322.00	77053780.00
TOTAL (STATES)		170859813.00	1031084659.00	1201944472.00	86437098.00	140968572.00	227405670.00	257296911.00	1172053231.00	1429350142.00
29	A. & N. ISLANDS	552900.00	1415300.00	1968200.00	68187.00	78898.00	147085.00	621087.00	1494198.00	2115285.00
30	CHANDIGARH	430950.00	1991510.00	2422460.00	288750.00	455122.00	743872.00	719700.00	2446632.00	3166332.00
31	DADRA & NAGAR HAVELI	219500.00	223800.00	443300.00	11690.00	5400.00	17090.00	231190.00	229200.00	460390.00
32	DAMAN & DIU	80500.00	194600.00	275100.00	16700.00	23700.00	40400.00	97200.00	218300.00	315500.00
33	DELHI	5199200.00	23709945.00	28909145.00	3514097.00	1868907.00	5383004.00	8713297.00	25578852.00	34292149.00
34	LAKSHADWEEP	115600.00	466900.00	582500.00	53698.00	36385.00	90083.00	169298.00	503285.00	672583.00
35	PUDUCHERRY	1272072.00	2081818.00	3353890.00	420763.00	214139.00	634902.00	1692835.00	2295957.00	3988792.00
TOTAL (U.T.s)		7870722.00	30083873.00	37954595.00	4373885.00	2682551.00	7056436.00	12244607.00	32766424.00	45011031.00
TOTAL (STATES & U.T.)		178730535.00	1061168532.00	1239899067.00	90810983.00	143651123.00	234462106.00	269541518.00	1204819655.00	1474361173.00
CENTRAL TOTAL		319415400.00	60665700.00	380081100.00	98181842.00	37237351.00	135419193.00	417597242.00	97903051.00	515500293.00
GRAND TOTAL		498145935.00	1121834232.00	1619980167.00	188992825.00	180888474.00	369881299.00	687138760.00	1302722706.00	1989861466.00

..NICNET..

STATEMENT NO (3) : PLAN & NON-PLAN BUDGET PROVISION FOR EDUCATION BY ALL DEPARTMENTS
(REVENUE ACCOUNT)
2009-10(BUDGET ESTIMATES)

(RUPEES IN THOUSANDS)

S.NO.	STATE/ UNION TERRITORY	EDUCATION DEPARTMENT			OTHER DEPARTMENTS			TOTAL		
		PLAN	NON-PLAN	TOTAL	PLAN	NON-PLAN	TOTAL	PLAN	NON-PLAN	TOTAL
1	ANDHRA PRADESH	18026098.00	69230640.00	87256738.00	18032231.00	19445056.00	37477287.00	36058329.00	88675696.00	124734025.00
2	ARUNACHAL PRADESH	1011208.00	2713673.00	3724881.00	148976.00	498297.00	647273.00	1160184.00	3211970.00	4372154.00
3	ASSAM	2549000.00	41166546.00	43715546.00	2298160.00	4934877.00	7233037.00	4847160.00	46101423.00	50948583.00
4	BIHAR	13452300.00	66215965.00	79668265.00	5345350.00	7167564.00	12512914.00	18797650.00	73383529.00	92181179.00
5	CHHATTISGARH	22273985.00	11996786.00	34270771.00	2337224.00	8308459.00	10645683.00	24611209.00	20305245.00	44916454.00
6	GOA	899499.00	5002668.00	5902167.00	487911.00	725441.00	1213352.00	1387410.00	5728109.00	7115519.00
7	GUJARAT	7750275.00	48513433.00	56263708.00	5683149.00	3658904.00	9342053.00	13433424.00	52172337.00	65605761.00
8	HARYANA	12941943.00	39672017.00	52613960.00	4437977.00	4849317.00	9287294.00	17379920.00	44521334.00	61901254.00
9	HIMACHAL PRADESH	768896.00	19672114.00	20441010.00	802387.00	1459799.00	2262186.00	1571283.00	21131913.00	22703196.00
10	JAMMU & KASHMIR	2881264.00	17619325.00	20500589.00	580248.00	3611332.00	4191580.00	3461512.00	21230657.00	24692169.00
11	JHARKHAND	8609300.00	26708605.00	35317905.00	3288518.00	3640480.00	6928998.00	11897818.00	30349085.00	42246903.00
12	KARNATAKA	18690552.00	66184571.00	84875123.00	7579146.00	5442631.00	13021777.00	26269698.00	71627202.00	97896900.00
13	KERALA	3160838.00	58017788.00	61178626.00	3623800.00	6579168.00	10202968.00	6784638.00	64596956.00	71381594.00
14	MADHYA PRADESH	15008532.00	44950119.00	59958651.00	6994801.00	6995166.00	13989967.00	22003333.00	51945285.00	73948618.00
15	MAHARASHTRA	2772658.00	186868268.00	189640926.00	3412455.00	27603803.00	31016258.00	6185113.00	214472071.00	220657184.00
16	MANIPUR	637439.00	3852061.00	4489500.00	284227.00	299464.00	583691.00	921666.00	4151525.00	5073191.00
17	MEGHALAYA	1656150.00	3365304.00	5021454.00	666722.00	435906.00	1102628.00	2322872.00	3801210.00	6124082.00
18	MIZORAM	1395040.00	2776660.00	4171700.00	422893.00	186232.00	609125.00	1817933.00	2962892.00	4780825.00
19	NAGALAND	373000.00	3318938.00	3691938.00	392778.00	399998.00	792776.00	3718936.00	4484714.00	4484714.00
20	ORISSA	5675959.00	48584880.00	54260839.00	2422859.00	5701341.00	8124200.00	8098818.00	54286221.00	62385039.00
21	PUNJAB	2856460.00	33498076.00	36354536.00	823871.00	4169985.00	4993856.00	37668031.00	41348392.00	41348392.00
22	RAJASTHAN	7417318.00	80857006.00	88274324.00	1022988.00	4678029.00	5701017.00	8440306.00	85535035.00	93975341.00
23	SIKKIM	1273921.00	2107384.00	3381305.00	333416.00	115110.00	448526.00	1607337.00	2222494.00	3829831.00
24	TAMIL NADU	7910752.00	96517612.00	104428364.00	3590853.00	3405560.00	6996413.00	11501605.00	99923172.00	111424777.00
25	TRIPURA	457768.00	7386082.00	7843850.00	686487.00	152089.00	838576.00	1144255.00	7538171.00	8682426.00
26	UTTARAKHAND	3136149.00	25277137.00	28413286.00	3181261.00	5603176.00	8784437.00	6317410.00	30880313.00	37197723.00
27	UTTAR PRADESH	28607492.00	141658663.00	170266155.00	7008959.00	19785955.00	26794914.00	35616451.00	161444618.00	197061069.00
28	WEST BENGAL	11565581.00	97950726.00	109516307.00	838165.00	2740932.00	3579097.00	12403746.00	100691658.00	113095404.00
TOTAL (STATES)		203759377.00	1251683047.00	1455442424.00	86727812.00	152594071.00	239321883.00	290487189.00	1404277118.00	1694764307.00
29	A. & N. ISLANDS	686200.00	1753600.00	2439800.00	73496.00	89151.00	162647.00	759696.00	1842751.00	2602447.00
30	CHANDIGARH	314800.00	2641600.00	2956400.00	203800.00	669028.00	872828.00	518600.00	3310628.00	3829228.00
31	DADRA & NAGAR HAVELI	305300.00	259300.00	564600.00	15575.00	6000.00	21575.00	320875.00	265300.00	586175.00
32	DAMAN & DIU	111100.00	242200.00	353300.00	25000.00	27100.00	52100.00	136100.00	269300.00	405400.00
33	DELHI	5318400.00	29767398.00	35085798.00	3405850.00	2281861.00	5687711.00	8724250.00	32049259.00	40773509.00
34	LAKSHADWEEP	128200.00	529700.00	657900.00	66934.00	48356.00	115290.00	195134.00	578056.00	773190.00
35	PUDUCHERRY	1569869.00	2036957.00	3606826.00	604712.00	210852.00	815564.00	2174581.00	2247809.00	4422390.00
TOTAL (U.T.s)		8433869.00	37230755.00	45664624.00	4395367.00	3332348.00	7727715.00	12829236.00	40563103.00	53392339.00
TOTAL (STATES & U.T.)		212193246.00	1288913802.00	1501107048.00	91123179.00	155926419.00	247049598.00	303316425.00	1444840221.00	1748156646.00
CENTRAL TOTAL		364000000.00	81322100.00	445322100.00	119827085.00	46656275.00	166483360.00	483827085.00	127978375.00	611805460.00
GRAND TOTAL		576193246.00	1370235902.00	1946429148.00	210950264.00	202582694.00	413532958.00	787143510.00	1572818596.00	2359962106.00

..NICNET..

STATEMENT NO (3-A) : PERCENTAGE OF TOTAL PLAN & NON-PLAN BUDGETED EXPENDITURE ON EDUCATION
DEPARTMENT TO THE TOTAL STATE PLAN & NON-PLAN BUDGETED EXPENDITURE
(REVENUE ACCOUNT)

(RUPEES IN CRORES)

S.NO	STATE/UNION TERRITORY	2007-08(ACTUALS)			2008-09(R.E.)			2009-10(B.E.)		
		PLAN	NON-PLAN	TOTAL	PLAN	NON-PLAN	TOTAL	PLAN	NON-PLAN	TOTAL
1	ANDHRA PRADESH	3.87	13.11	10.73	3.10	15.04	10.82	8.40	12.57	11.40
2	ARUNACHAL PRADESH	17.19	8.33	12.42	9.28	11.48	10.70	6.03	14.06	10.33
3	ASSAM	1.93	25.65	21.96	2.37	22.84	17.20	3.83	18.20	14.94
4	BIHAR	4.88	27.28	21.48	15.87	21.94	20.40	17.35	23.68	22.31
5	CHHATTISGARH	28.43	10.60	16.48	25.78	11.04	17.35	27.61	11.97	18.94
6	GOA	12.09	13.51	13.22	13.80	15.02	14.80	10.51	13.78	13.16
7	GUJARAT	4.12	18.58	15.30	5.36	17.02	13.83	5.88	14.90	12.30
8	HARYANA	23.28	13.56	15.32	22.49	17.09	18.21	23.03	19.64	20.38
9	HIMACHAL PRADESH	9.15	18.88	17.47	8.49	20.72	19.58	7.60	21.36	20.00
10	JAMMU & KASHMIR	...	9.84	9.39	32.47	11.18	11.94	40.97	12.56	13.92
11	JHARKHAND	18.43	17.64	17.91	12.70	21.64	18.54	15.23	21.26	19.39
12	KARNATAKA	15.60	18.24	17.65	15.97	21.04	19.76	13.32	19.93	17.97
13	KERALA	5.09	19.08	17.80	5.26	20.64	18.68	7.44	21.56	19.63
14	MADHYA PRADESH	9.59	15.40	13.85	14.07	17.45	16.55	13.30	16.66	15.67
15	MAHARASHTRA	5.44	23.56	20.68	5.55	23.84	20.28	1.27	25.11	19.72
16	MANIPUR	10.12	17.64	16.06	5.07	16.55	14.17	10.63	15.68	14.69
17	MEGHALAYA	12.81	15.34	14.53	9.79	15.96	12.95	10.64	16.56	13.99
18	MIZORAM	16.77	13.79	14.80	13.24	13.27	13.26	14.15	15.04	14.73
19	NAGALAND	6.11	14.64	13.03	4.13	13.55	11.38	4.73	13.94	11.65
20	ORISSA	9.46	18.79	16.64	9.14	19.52	17.08	8.98	21.50	18.76
21	PUNJAB	5.71	11.72	11.42	11.33	11.46	11.45	12.79	11.93	12.00
22	RAJASTHAN	10.87	19.97	18.37	12.99	22.97	21.23	11.34	24.40	22.25
23	SIKKIM	22.33	6.91	9.67	19.39	8.81	11.48	21.92	10.61	13.17
24	TAMIL NADU	6.33	17.85	15.62	5.24	19.10	16.50	7.22	19.97	17.61
25	TRIPURA	3.87	21.29	17.70	4.79	20.57	17.26	6.19	20.94	18.38
26	UTTARAKHAND	22.08	20.79	21.11	11.85	14.50	13.82	13.71	28.49	25.46
27	UTTAR PRADESH	18.45	16.95	17.22	13.59	17.81	16.72	16.46	18.77	18.33
28	WEST BENGAL	12.73	18.20	17.24	9.10	14.59	13.65	9.87	20.18	18.18
TOTAL (STATES)		10.66	17.94	16.50	10.14	18.46	16.53	10.92	19.24	17.38
29	A. & N. ISLANDS	11.09	10.48	10.66	12.47	12.30	12.35	11.88	14.25	13.49
30	CHANDIGARH	22.97	15.71	16.60	26.40	15.40	16.63	26.78	16.56	17.27
31	DADRA & NAGAR HAVELI	28.99	1.59	3.20	27.37	1.63	3.05	30.27	1.38	2.84
32	DAMAN & DIU	16.36	3.48	4.31	16.05	3.26	4.25	16.23	3.39	4.51
33	DELHI	14.11	25.70	21.74	12.09	29.26	23.31	12.27	31.78	25.60
34	LAKSHADWEEP	8.75	10.10	9.87	12.50	11.28	11.50	12.79	11.88	12.04
35	PUDUCHERRY	11.35	9.96	10.49	9.13	11.83	10.64	10.44	12.06	11.29
TOTAL (U.T.)		13.82	18.54	17.14	12.07	20.48	17.89	12.39	21.99	19.24
TOTAL (STATES & U.T.)		10.74	17.95	16.52	10.21	18.51	16.57	10.97	19.31	17.44

..NICNET..

STATEMENT NO (3-B) : PERCENTAGE OF TOTAL PLAN & NON-PLAN BUDGETED EXPENDITURE ON EDUCATION & OTHER DEPARTMENT TO THE TOTAL STATE PLAN & NON-PLAN BUDGETED EXPENDITURE (REVENUE ACCOUNT)

(RUPEES IN CRORES)

S.NO.	STATE/ UNION TERRITORY	2007-08(ACTUALS)			2008-09(R.E.)			2009-10(B.E.)		
		PLAN	NON-PLAN	TOTAL	PLAN	NON-PLAN	TOTAL	PLAN	NON-PLAN	TOTAL
1	ANDHRA PRADESH	10.76	15.92	14.59	7.14	19.25	14.97	16.80	16.10	16.29
2	ARUNACHAL PRADESH	18.04	10.64	14.06	10.48	14.31	12.96	6.92	16.64	12.12
3	ASSAM	3.75	28.07	24.29	5.64	26.09	20.45	7.29	20.38	17.41
4	BIHAR	9.84	29.87	24.68	22.61	24.44	23.97	24.24	26.25	25.81
5	CHHATTISGARH	30.82	18.36	22.47	28.19	18.48	22.64	30.51	20.26	24.83
6	GOA	16.04	15.66	15.73	19.96	17.14	17.66	16.21	15.78	15.86
7	GUJARAT	8.51	19.61	17.09	9.77	18.01	15.76	10.20	16.02	14.35
8	HARYANA	30.66	15.89	18.56	30.86	19.66	21.98	30.92	22.04	23.97
9	HIMACHAL PRADESH	17.65	20.13	19.77	15.91	22.38	21.77	15.54	22.94	22.21
10	JAMMU & KASHMIR	1.40	12.04	11.55	38.41	13.67	14.56	49.22	15.14	16.77
11	JHARKHAND	20.62	19.52	19.90	21.20	25.40	23.95	21.05	24.16	23.20
12	KARNATAKA	20.61	19.82	20.00	21.47	22.64	22.35	18.72	21.57	20.72
13	KERALA	16.17	21.59	21.09	13.32	23.10	21.85	15.97	24.00	22.91
14	MADHYA PRADESH	18.25	18.26	18.26	21.74	20.10	20.54	19.50	19.26	19.33
15	MAHARASHTRA	14.07	27.14	25.07	11.99	27.87	24.79	2.84	28.81	22.94
16	MANIPUR	15.60	18.87	18.18	9.36	17.67	15.95	15.37	16.90	16.60
17	MEGHALAYA	18.66	17.09	17.59	15.99	17.90	16.97	14.92	18.71	17.07
18	MIZORAM	19.86	14.98	16.64	15.78	14.30	14.83	18.44	16.05	16.88
19	NAGALAND	10.71	17.39	16.13	9.85	14.96	13.78	9.71	15.62	14.15
20	ORISSA	13.67	20.90	19.23	13.12	21.62	19.63	12.81	24.03	21.57
21	PUNJAB	8.29	13.28	13.03	16.49	13.31	13.57	16.48	13.42	13.64
22	RAJASTHAN	12.79	21.19	19.71	15.20	24.36	22.76	12.90	25.81	23.69
23	SIKKIM	28.15	7.52	11.21	25.51	10.57	14.33	27.66	11.19	14.92
24	TAMIL NADU	10.07	18.45	16.83	8.75	19.82	17.74	10.50	20.67	18.79
25	TRIPURA	9.49	22.11	19.51	12.03	20.99	19.11	15.48	21.37	20.35
26	UTTARAKHAND	31.34	27.18	28.23	22.13	21.61	21.74	27.62	34.80	33.33
27	UTTAR PRADESH	25.88	19.89	20.96	19.72	21.27	20.87	20.49	21.39	21.22
28	WEST BENGAL	13.96	18.85	17.98	10.91	15.14	14.41	10.59	20.75	18.77
TOTAL (STATES)		16.07	20.19	19.38	15.26	20.98	19.66	15.56	21.58	20.24
29	A. & N. ISLANDS	12.63	11.06	11.52	14.01	12.98	13.27	13.15	14.97	14.39
30	CHANDIGARH	37.09	19.21	21.41	44.09	18.92	21.74	44.12	20.76	22.36
31	DADRA & NAGAR HAVELI	30.63	1.64	3.34	28.82	1.67	3.16	31.81	1.41	2.95
32	DAMAN & DIU	20.27	3.89	4.94	19.38	3.66	4.87	19.89	3.77	5.17
33	DELHI	21.13	27.70	25.46	20.26	31.57	27.65	20.12	34.21	29.75
34	LAKSHADWEEP	16.91	10.86	11.87	18.31	12.16	13.28	19.47	12.96	14.15
35	PUDUCHERRY	19.77	11.24	14.52	12.16	13.05	12.65	14.46	13.30	13.85
TOTAL (U.T.)		20.86	20.26	20.44	18.77	22.30	21.22	18.85	23.96	22.50
TOTAL (STATES & U.T.)		18.19	20.19	19.41	15.39	21.02	19.70	15.68	21.64	20.30

STATEMENT NO (4) : TOTAL STATE BUDGETED EXPENDITURE ON EDUCATION & TRAINING (REVENUE ACCOUNT)

(RUPEES IN THOUSANDS)

S.NO.	STATE/ UNION TERRITORY	2007-08(ACTUALS)			2008-09(R.E.)			2009-10(B.E.)		
		TOTAL STATE BUDGET	EXP. ON TRAN. & OTHER DEPT.	EDN. & % AGE OF COL(3) TO COL(2)	TOTAL STATE BUDGET	EXP. ON TRAN. & OTHER DEPT.	EDN. & % AGE OF COL(6) TO COL(5)	TOTAL STATE BUDGET	EXP. ON TRAN. & OTHER DEPT.	EDN. & % AGE OF COL(9) TO COL(8)
1	2	3	4	5	6	7	8	9	10	
1	ANDHRA PRADESH	539835700.00	78780049.00	14.59	676190400.00	101203584.00	14.97	765571800.00	124734025.00	16.29
2	ARUNACHAL PRADESH	22595500.00	3176644.00	14.06	29118500.00	3772756.00	12.96	36070800.00	4372154.00	12.12
3	ASSAM	127441600.00	30955945.00	24.29	214210900.00	43813237.00	20.45	292698600.00	50948583.00	17.41
4	BIHAR	235648600.00	58164689.00	24.68	328826500.00	78829951.00	23.97	357150400.00	92181179.00	25.81
5	CHHATTISGARH	108398500.00	24352987.00	22.47	157291800.00	35604210.00	22.64	180910500.00	44916454.00	24.83
6	GOA	27777600.00	4370744.00	15.73	37228500.00	6575534.00	17.66	44851400.00	7115519.00	15.86
7	GUJARAT	335395300.00	57326037.00	17.09	394149600.00	62113412.00	15.76	457283600.00	65605761.00	14.35
8	HARYANA	175268700.00	32534253.00	18.56	217151900.00	47723961.00	21.98	258210600.00	61901254.00	23.97
9	HIMACHAL PRADESH	82917600.00	16390422.00	19.77	97201200.00	21164941.00	21.77	102217600.00	22703196.00	22.21
10	JAMMU & KASHMIR	116850400.00	13500179.00	11.55	124468600.00	18119825.00	14.56	147257900.00	24692169.00	16.77
11	JHARKHAND	130956800.00	26054641.00	19.90	154792100.00	37071461.00	23.95	182129400.00	42246903.00	23.20
12	KARNATAKA	373747700.00	74740848.00	20.00	420503700.00	93985224.00	22.35	472376600.00	97896900.00	20.72
13	KERALA	248916300.00	52499339.00	21.09	287921200.00	62914593.00	21.85	311618400.00	71381594.00	22.91
14	MADHYA PRADESH	256011100.00	46746516.00	18.26	317789400.00	65274442.00	20.54	382621200.00	73948618.00	19.33
15	MAHARASHTRA	647800500.00	162375293.00	25.07	786068900.00	194833812.00	24.79	961840300.00	220657184.00	22.94
16	MANIPUR	22925200.00	4168898.00	18.18	28195500.00	4497697.00	15.95	30559100.00	5073191.00	16.60
17	MEGHALAYA	22536600.00	3965184.00	17.59	31804700.00	5395764.00	16.97	35882700.00	6124082.00	17.07
18	MIZORAM	19083900.00	3175713.00	16.64	24629400.00	3652048.00	14.83	28316800.00	4780825.00	16.88
19	NAGALAND	25722600.00	4149574.00	16.13	30751100.00	4236631.00	13.78	31700700.00	4484714.00	14.15
20	ORISSA	177232700.00	34087217.00	19.23	260496900.00	51136319.00	19.63	289191700.00	62385039.00	21.57
21	PUNJAB	230608600.00	30044605.00	13.03	267310500.00	36272429.00	13.57	303062500.00	41348392.00	13.64
22	RAJASTHAN	291276500.00	57416428.00	19.71	346662000.00	78902083.00	22.76	396766100.00	93975341.00	23.69
23	SIKKIM	23485600.00	2632463.00	11.21	23807500.00	3412663.00	14.33	25671500.00	3829831.00	14.92
24	TAMIL NADU	429750100.00	72328600.00	16.83	554025600.00	98298949.00	17.74	592952900.00	111424777.00	18.79
25	TRIPURA	27942000.00	5451502.00	19.51	34552200.00	6604041.00	19.11	42668600.00	8682426.00	20.35
26	UTTARAKHAND	72545600.00	20481527.00	28.23	81539200.00	17730112.00	21.74	111611100.00	37197723.00	33.33
27	UTTAR PRADESH	652232100.00	136737285.00	20.96	810409000.00	169156683.00	20.87	928666500.00	197061069.00	21.22
28	WEST BENGAL	383144200.00	68906115.00	17.98	534550200.00	77053780.00	14.41	602525300.00	113095404.00	18.77
	TOTAL (STATES)	5808047600.00	1125513697.00	19.38	7271647000.00	1429350142.00	19.66	8372384600.00	1694764307.00	20.24
29	A. & N. ISLANDS	12091560.00	1392679.00	11.52	15941400.00	2115285.00	13.27	18082900.00	2602447.00	14.39
30	CHANDIGARH	13229928.00	2833087.00	21.41	14566200.00	3166332.00	21.74	17122400.00	3829228.00	22.36
31	DADRA & NAGAR HAVELI	9344299.00	312166.00	3.34	14548700.00	460390.00	3.16	19849100.00	586175.00	2.95
32	DAMAN & DIU	4881020.00	241001.00	4.94	6473300.00	315500.00	4.87	7836700.00	405400.00	5.17
33	DELHI	97705300.00	24873647.00	25.46	124027500.00	34292149.00	27.65	137033100.00	40773509.00	29.75
34	LAKSHADWEEP	3511264.00	416911.00	11.87	5064300.00	672583.00	13.28	5462400.00	773190.00	14.15
35	PUDUCHERRY	22005900.00	3195793.00	14.52	31519800.00	3988792.00	12.65	31936200.00	4422390.00	13.85
	TOTAL (U.T.s)	162769271.00	33265284.00	20.44	212141200.00	45011031.00	21.22	237322800.00	53392339.00	22.50
	TOTAL (STATES & U.T.)	5970816871.00	1158778981.00	19.41	7483788200.00	1474361173.00	19.70	8609707400.00	1748156646.00	20.30
	TOTAL (CENTRE)	5944330000.00	399193719.00	6.72	8034460000.00	515500293.00	6.42	8972320000.00	611805460.00	6.82
	GRAND TOTAL	11915146871.00	1557972700.00	13.08	15518248200.00	1989861466.00	12.82	17582027400.00	2359962106.00	13.42

...NICNET...

STATEMENT NO (5) : PLAN & NONPLAN BUDGETED EXPENDITURE ON EDUCATION OF EDUCATION DEPARTMENT
(REVENUE ACCOUNT)

(RUPEES IN THOUSANDS)

2007-08 (ACTUALS)						
S.NO.	STATE/ UNION TERRITORY	TOTAL EXP. ON EDN. OF THE EDN. DEPARTMENT	PLAN EXP. ON EDN. OF THE EDUCATION DEPARTMENT	% AGE OF COL. (3) TO COL. (2)	NON-PLAN EXP. ON EDN. OF THE EDN. DEPARTMENT	% AGE OF COL. (5) TO COL. (2)
1		2	3	4	5	6
1	ANDHRA PRADESH	57939477.00	5373304.00	9.27	52566173.00	90.73
2	ARUNACHAL PRADESH	2806733.00	1794070.00	63.92	1012663.00	36.08
3	ASSAM	27992400.00	381610.00	1.36	27610790.00	98.64
4	BIHAR	50623601.00	2974481.00	5.88	47649120.00	94.12
5	CHHATTISGARH	17864016.00	10165813.00	56.91	7698203.00	43.09
6	GOA	3671887.00	685507.00	18.67	2986380.00	81.33
7	GUJARAT	51319884.00	3132324.00	6.10	48187560.00	93.90
8	HARYANA	26849410.00	7391601.00	27.53	19457809.00	72.47
9	HIMACHAL PRADESH	14486215.00	1099771.00	7.59	13386444.00	92.41
10	JAMMU & KASHMIR	10973173.00	0.00	0.00	10973173.00	100.00
11	JHARKHAND	23459332.00	8333149.00	35.52	15126183.00	64.48
12	KARNATAKA	65966148.00	12967943.00	19.66	52998205.00	80.34
13	KERALA	44295819.00	1161965.00	2.62	43133854.00	97.38
14	MADHYA PRADESH	35470164.00	6527565.00	18.40	28942599.00	81.60
15	MAHARASHTRA	133994726.00	5592611.00	4.17	128402115.00	95.83
16	MANIPUR	3682574.00	485702.00	13.19	3196872.00	86.81
17	MEGHALAYA	3274914.00	924117.00	28.22	2350797.00	71.78
18	MIZORAM	2824783.00	1088265.00	38.53	1736518.00	61.47
19	NAGALAND	3352606.00	294932.00	8.80	3057674.00	91.20
20	ORISSA	29488274.00	3867116.00	13.11	25621158.00	86.89
21	PUNJAB	26326930.00	664897.00	2.53	25662033.00	97.47
22	RAJASTHAN	53509691.00	5582410.00	10.43	47927281.00	89.57
23	SIKKIM	2271014.00	937516.00	41.28	1333498.00	58.72
24	TAMIL NADU	67135235.00	5248348.00	7.82	61886887.00	92.18
25	TRIPURA	4945365.00	223208.00	4.51	4722157.00	95.49
26	UTTARAKHAND	15315577.00	4048469.00	26.43	11267108.00	73.57
27	UTTAR PRADESH	112328733.00	21666341.00	19.29	90662392.00	80.71
28	WEST BENGAL	66039362.00	8599790.00	13.02	57439572.00	86.98
TOTAL (STATES)		958208043.00	121212825.00	12.65	836995218.00	87.35
29	A. & N. ISLANDS	1288917.00	389688.00	30.23	899229.00	69.77
30	CHANDIGARH	2196769.00	373990.00	17.02	1822779.00	82.98
31	DADRA & NAGAR HAVELI	299170.00	158911.00	53.12	140259.00	46.88
32	DAMAN & DIU	210193.00	51187.00	24.35	159006.00	75.65
33	DELHI	21240144.00	4707124.00	22.16	16533020.00	77.84
34	LAKSHADWEEP	346552.00	51617.00	14.89	294935.00	85.11
35	PUDUCHERRY	2308972.00	960840.00	41.61	1348132.00	58.39
TOTAL (U.T.s)		27890717.00	6693357.00	24.00	21197360.00	76.00
TOTAL (STATES & U.T.)		986098760.00	127906182.00	12.97	858192578.00	87.03
TOTAL (CENTRE)		267697500.00	226593000.00	84.65	41104500.00	15.35
GRAND TOTAL		1253796260.00	354499182.00	28.27	899297078.00	71.73

...NICNET...

STATEMENT NO (5) : PLAN & NONPLAN BUDGETED EXPENDITURE ON EDUCATION OF EDUCATION DEPARTMENT
(REVENUE ACCOUNT)

(RUPEES IN THOUSANDS)

2008-09 (REVISED ESTIMATES)						
S.NO.	STATE/ UNION TERRITORY	TOTAL EXP. ON EDN. OF THE EDN. DEPARTMENT	PLAN EXP. ON EDN. OF THE EDUCATION DEPARTMENT	% AGE OF COL.(8) TO COL.(7)	NON-PLAN EXP. ON EDN. OF THE EDN. DEPARTMENT	% AGE OF COL.(10) TO COL.(7)
1		7	8	9	10	11
1	ANDHRA PRADESH	73135217.00	7423340.00	10.15	65711877.00	89.85
2	ARUNACHAL PRADESH	3115636.00	957463.00	30.73	2158173.00	69.27
3	ASSAM	36835567.00	1399720.00	3.80	35435847.00	96.20
4	BIHAR	67068336.00	13258520.00	19.77	53809816.00	80.23
5	CHHATTISGARH	27288691.00	17360696.00	63.62	9927995.00	36.38
6	GOA	5508316.00	958053.00	17.39	4550263.00	82.61
7	GUJARAT	54518332.00	5772258.00	10.59	48746074.00	89.41
8	HARYANA	39533885.00	10110489.00	25.57	29423396.00	74.43
9	HIMACHAL PRADESH	19031697.00	768616.00	4.04	18263081.00	95.96
10	JAMMU & KASHMIR	14867570.00	1455149.00	9.79	13412421.00	90.21
11	JHARKHAND	28699997.00	6810083.00	23.73	21889914.00	76.27
12	KARNATAKA	83103951.00	16866508.00	20.30	66237443.00	79.70
13	KERALA	53791157.00	1929603.00	3.59	51861554.00	96.41
14	MADHYA PRADESH	52586773.00	11909879.00	22.65	40676894.00	77.35
15	MAHARASHTRA	159450099.00	8476818.00	5.32	150973281.00	94.68
16	MANIPUR	3995385.00	295719.00	7.40	3699666.00	92.60
17	MEGHALAYA	4117246.00	1521350.00	36.95	2595896.00	63.05
18	MIZORAM	3266310.00	1156782.00	35.42	2109528.00	64.58
19	NAGALAND	3498320.00	293537.00	8.39	3204783.00	91.61
20	ORISSA	44498878.00	5588007.00	12.56	38910871.00	87.44
21	PUNJAB	30609598.00	2436137.00	7.96	28173461.00	92.04
22	RAJASTHAN	73583131.00	7876631.00	10.70	65706500.00	89.30
23	SIKKIM	2733151.00	1163624.00	42.57	1569527.00	57.43
24	TAMIL NADU	91421208.00	5447011.00	5.96	85974197.00	94.04
25	TRIPURA	5963463.00	346833.00	5.82	5616630.00	94.18
26	UTTARAKHAND	11266260.00	2499718.00	22.19	8766542.00	77.81
27	UTTAR PRADESH	135496704.00	28429671.00	20.98	107067033.00	79.02
28	WEST BENGAL	72959594.00	8347598.00	11.44	64611996.00	88.56
	TOTAL (STATES)	1201944472.00	170859813.00	14.22	1031084659.00	85.78
29	A. & N. ISLANDS	1968200.00	552900.00	28.09	1415300.00	71.91
30	CHANDIGARH	2422460.00	430950.00	17.79	1991510.00	82.21
31	DADRA & NAGAR HAVELI	443300.00	219500.00	49.52	223800.00	50.48
32	DAMAN & DIU	275100.00	80500.00	29.26	194600.00	70.74
33	DELHI	28909145.00	5199200.00	17.98	23709945.00	82.02
34	LAKSHADWEEP	582500.00	115600.00	19.85	466900.00	80.15
35	PUDUCHERRY	3353890.00	1272072.00	37.93	2081818.00	62.07
	TOTAL (U.T.s)	37954595.00	7870722.00	20.74	30083873.00	79.26
	TOTAL (STATES & U.T.)	1239899067.00	178730535.00	14.41	1061168532.00	85.59
	TOTAL (CENTRE)	380081100.00	319415400.00	84.04	60665700.00	15.96
	GRAND TOTAL	1619980167.00	498145935.00	30.75	1121834232.00	69.25

STATEMENT NO (5) : PLAN & NONPLAN BUDGETED EXPENDITURE ON EDUCATION OF EDUCATION DEPARTMENT
(REVENUE ACCOUNT)

(RUPEES IN THOUSANDS)

2009-10 (BUDGET ESTIMATES)

S.NO.	STATE/ UNION TERRITORY	TOTAL EXP. ON EDN. OF THE EDN. DEPARTMENT	PLAN EXP. ON EDN. OF THE EDUCATION DEPARTMENT	% AGE OF COL.(13) TO COL.(12)	NON-PLAN ON EDN. O F THE EDN. DEPARTMENT	EXP. F	% AGE OF COL.(15) TO COL.(12)
1		12	13	14	15		16
1	ANDHRA PRADESH	87256738.00	18026098.00	20.66	69230640.00		79.34
2	ARUNACHAL PRADESH	3724881.00	1011208.00	27.15	2713673.00		72.85
3	ASSAM	43715546.00	2549000.00	5.83	41166546.00		94.17
4	BIHAR	79668265.00	13452300.00	16.89	66215965.00		83.11
5	CHHATTISGARH	34270771.00	22273985.00	64.99	11996786.00		35.01
6	GOA	5902167.00	899499.00	15.24	5002668.00		84.76
7	GUJARAT	56263708.00	7750275.00	13.77	48513433.00		86.23
8	HARYANA	52613960.00	12941943.00	24.60	39672017.00		75.40
9	HIMACHAL PRADESH	20441010.00	768896.00	3.76	19672114.00		96.24
10	JAMMU & KASHMIR	20500589.00	2881264.00	14.05	17619325.00		85.95
11	JHARKHAND	35317905.00	8609300.00	24.38	26708605.00		75.62
12	KARNATAKA	84875123.00	18690552.00	22.02	66184571.00		77.98
13	KERALA	61178626.00	3160838.00	5.17	58017788.00		94.83
14	MADHYA PRADESH	59958651.00	15008532.00	25.03	44950119.00		74.97
15	MAHARASHTRA	189640926.00	2772658.00	1.46	186868268.00		98.54
16	MANIPUR	4489500.00	637439.00	14.20	3852061.00		85.80
17	MEGHALAYA	5021454.00	1656150.00	32.98	3365304.00		67.02
18	MIZORAM	4171700.00	1395040.00	33.44	2776660.00		66.56
19	NAGALAND	3691938.00	373000.00	10.10	3318938.00		89.90
20	ORISSA	54260839.00	5675959.00	10.46	48584880.00		89.54
21	PUNJAB	36354536.00	2856460.00	7.86	33498076.00		92.14
22	RAJASTHAN	88274324.00	7417318.00	8.40	80857006.00		91.60
23	SIKKIM	3381305.00	1273921.00	37.68	2107384.00		62.32
24	TAMIL NADU	104428364.00	7910752.00	7.58	96517612.00		92.42
25	TRIPURA	7843850.00	457768.00	5.84	7386082.00		94.16
26	UTTARAKHAND	28413286.00	3136149.00	11.04	25277137.00		88.96
27	UTTAR PRADESH	170266155.00	28607492.00	16.80	141658663.00		83.20
28	WEST BENGAL	109516307.00	11565581.00	10.56	97950726.00		89.44
	TOTAL (STATES)	1455442424.00	203759377.00	14.00	1251683047.00		86.00
29	A. & N. ISLANDS	2439800.00	686200.00	28.13	1753600.00		71.87
30	CHANDIGARH	2956400.00	314800.00	10.65	2641600.00		89.35
31	DADRA & NAGAR HAVELI	564600.00	305300.00	54.07	259300.00		45.93
32	DAMAN & DIU	353300.00	111100.00	31.45	242200.00		68.55
33	DELHI	35085798.00	5318400.00	15.16	29767398.00		84.84
34	LAKSHADWEEP	657900.00	128200.00	19.49	529700.00		80.51
35	PUDUCHERRY	3606826.00	1569869.00	43.52	2036957.00		56.48
	TOTAL (U.T.s)	45664624.00	8433869.00	18.47	37230755.00		81.53
	TOTAL (STATES & U.T.)	1501107048.00	212193246.00	14.14	1288913802.00		85.86
	TOTAL (CENTRE)	445322100.00	364000000.00	81.74	81322100.00		18.26
	GRAND TOTAL	1946429148.00	576193246.00	29.60	1370235902.00		70.40

STATEMENT NO. (6): TOTAL PLAN BUDGETED EXPENDITURE ON EDUCATION BY ALL DEPARTMENTS
(REVENUE ACCOUNT)

(RUPEES IN THOUSANDS)

SL. NO.	STATE/UNION TERRITORY	2007-08(ACTUALS)				2008-09(R.E.)				2009-10(B.E.)			
		PLAN EXP. BY EDN. DEPARTMENT	PLAN EXP. BY OTHER DEPARTMENT	TOTAL PLAN EXPENDITURE	%AGE OF PLAN EXP. TO TOTAL EXP. ON EDN.	PLAN EXP. BY EDN. DEPARTMENT	PLAN EXP. BY OTHER DEPARTMENT	TOTAL PLAN EXPENDITURE	%AGE OF PLAN EXP. TO TOTAL EXP. ON EDN.	PLAN EXP. BY EDN. DEPARTMENT	PLAN EXP. BY OTHER DEPARTMENT	TOTAL PLAN EXPENDITURE	%AGE OF PLAN EXP. TO TOTAL EXP. ON EDN.
1	ANDHRA PRADESH	5373304.00	9588863.00	14962167.00	18.99	7423340.00	9665847.00	17089187.00	16.89	18026098.00	18032231.00	36058329.00	28.91
2	ARUNACHAL PRADESH	1794070.00	89228.00	1883298.00	59.29	957463.00	123893.00	1081356.00	28.66	1011208.00	148976.00	1160184.00	26.54
3	ASSAM	381610.00	360766.00	742376.00	2.40	1399720.00	1927522.00	3327242.00	7.59	2549000.00	2298160.00	4847160.00	9.51
4	BIHAR	2974481.00	3025811.00	6000292.00	10.32	13258520.00	5632477.00	18890997.00	23.96	13452300.00	5345350.00	18797650.00	20.39
5	CHHATTISGARH	10165813.00	853537.00	11019350.00	45.25	17360696.00	1619302.00	18979998.00	53.31	22273985.00	2337224.00	24611209.00	54.79
6	GOA	685507.00	224345.00	909852.00	20.82	958053.00	427731.00	1385784.00	21.07	899499.00	487911.00	1387410.00	19.50
7	GUJARAT	3132324.00	3335685.00	6468009.00	11.28	5772258.00	4752408.00	10524666.00	16.94	7750275.00	5683149.00	13433424.00	20.48
8	HARYANA	7391601.00	2344436.00	9736037.00	29.93	10110489.00	3759469.00	13869958.00	29.06	12941943.00	4437977.00	17379920.00	28.08
9	HIMACHAL PRADESH	1099771.00	1022005.00	2121776.00	12.95	768616.00	671197.00	1439813.00	6.80	768896.00	802387.00	1571283.00	6.92
10	JAMMU & KASHMIR	...	75348.00	75348.00	0.56	1455149.00	266591.00	1721740.00	9.50	2881264.00	580248.00	3461512.00	14.02
11	JHARKHAND	8333149.00	986715.00	9319864.00	35.77	6810083.00	4557684.00	11367767.00	30.66	8609300.00	3288518.00	11897818.00	28.16
12	KARNATAKA	12967943.00	4164583.00	17132526.00	22.92	16866508.00	5817931.00	22684439.00	24.14	18690552.00	7579146.00	26269698.00	26.83
13	KERALA	1161965.00	2531246.00	3693211.00	7.03	1929693.00	2961432.00	4891035.00	7.77	3160838.00	3623800.00	6784638.00	9.50
14	MADHYA PRADESH	6527565.00	5897272.00	12424837.00	26.58	11909879.00	6488401.00	18398280.00	28.19	15008532.00	6994801.00	22003333.00	29.75
15	MAHARASHTRA	5592611.00	8885309.00	14477920.00	8.92	8476818.00	9850743.00	18327561.00	9.41	2772658.00	3412455.00	6185113.00	2.80
16	MANIPUR	485702.00	262755.00	748457.00	17.95	295719.00	250678.00	546397.00	12.15	637439.00	284227.00	921666.00	18.17
17	MEGHALAYA	924117.00	422027.00	1346144.00	33.95	1521350.00	963023.00	2484373.00	46.04	1656150.00	666722.00	2322872.00	37.93
18	MIZORAM	1088265.00	200790.00	1289055.00	40.59	1156782.00	221670.00	1378452.00	37.74	1395040.00	422893.00	1817933.00	38.03
19	NAGALAND	294932.00	222407.00	517339.00	12.47	293537.00	406406.00	699943.00	16.52	373000.00	392778.00	765778.00	17.08
20	ORISSA	3867116.00	1722642.00	5589758.00	16.40	5588007.00	2432539.00	8020546.00	15.68	5675959.00	2422859.00	8098818.00	12.98
21	PUNJAB	664897.00	299351.00	964248.00	3.21	2436137.00	1110794.00	3546931.00	9.78	2856460.00	823871.00	3680331.00	8.90
22	RAJASTHAN	5582410.00	982108.00	6564518.00	11.43	7876631.00	1340480.00	9217111.00	11.68	7417318.00	1022988.00	8440306.00	8.98
23	SIKKIM	937516.00	244180.00	1181696.00	44.89	1163624.00	367297.00	1530921.00	44.86	1273921.00	333416.00	1607337.00	41.97
24	TAMIL NADU	5248348.00	3110097.00	8358445.00	11.56	5447011.00	3644777.00	9091788.00	9.25	7910752.00	3590853.00	11501605.00	10.32
25	TRIPURA	223208.00	323940.00	547148.00	10.04	346833.00	524747.00	871580.00	13.20	457768.00	686487.00	1144255.00	13.18
26	UTTARAKHAND	4048469.00	1698856.00	5747325.00	28.06	2499718.00	2168933.00	4668651.00	26.33	3136149.00	3181261.00	6317410.00	16.98
27	UTTAR PRADESH	21666341.00	8724522.00	30390863.00	22.23	28429671.00	12828266.00	41257937.00	24.39	28607492.00	7008959.00	35616451.00	18.07
28	WEST BENGAL	8599790.00	829596.00	9429386.00	13.68	8347598.00	1654860.00	10002458.00	12.98	11565581.00	838165.00	12403746.00	10.97
	TOTAL STATES	121212825.00	62428420.00	183641245.00	16.32	170859813.00	86437098.00	257296911.00	18.00	203759377.00	86727812.00	290487189.00	17.14
29	A. & N. ISLANDS	389688.00	53804.00	443492.00	31.84	552900.00	68187.00	621087.00	29.36	686200.00	73496.00	759696.00	29.19
30	CHANDIGARH	373990.00	230017.00	604007.00	21.32	430950.00	288750.00	719700.00	22.73	314800.00	203800.00	518600.00	13.54
31	DADRA & NAGAR HAVELI	158911.00	9018.00	167929.00	53.79	219500.00	11690.00	231190.00	50.22	305300.00	15575.00	320875.00	54.74
32	DAMAN & DIU	51187.00	12232.00	63419.00	26.31	80500.00	16700.00	97200.00	30.81	111100.00	25000.00	136100.00	33.57
33	DELHI	4707124.00	2343181.00	7050305.00	28.34	5199200.00	3514097.00	8713297.00	25.41	5318400.00	3405850.00	8724250.00	21.40
34	LAKSHADWEEP	51617.00	48125.00	99742.00	23.92	115600.00	53698.00	169298.00	25.17	128200.00	66934.00	195134.00	25.24
35	PUDUCHERRY	960840.00	713337.00	1674177.00	52.39	1272072.00	420763.00	1692835.00	42.44	1569869.00	604712.00	2174581.00	49.17
	TOTAL U. T.	6693357.00	3409714.00	10103071.00	30.37	7870722.00	4373885.00	12244607.00	27.20	8433869.00	4395367.00	12829236.00	24.03
	TOTAL (STATES & UTS)	127906182.00	65838134.00	193744316.00	16.72	178730535.00	90810983.00	269541518.00	18.28	212193246.00	91123179.00	303316425.00	17.35
	TOTAL (CENTRE)	226593000.00	102439810.00	329032810.00	82.42	319415400.00	98181842.00	417597242.00	81.01	364000000.00	119827085.00	483827085.00	79.08
	GRAND TOTAL	354499182.00	168277944.00	522777126.00	33.55	498145935.00	188992825.00	687138760.00	34.53	576193246.00	210950264.00	787143510.00	33.35

..NICNET..

STATEMENT NO. (7): PLAN & NON-PLAN BUDGETED EXPENDITURE ON ELEMENTARY EDUCATION

ACCOUNT: REVENUE ACCOUNT													
PROGRAM: TOTAL EXPENDITURE													
(RUPEES IN THOUSANDS)													
SL. NO.	STATE/UNION TERRITORY	2007-08(ACTUALS)				2008-09(R.E.)				2009-10(B.E.)			
		PLAN	NON-PLAN	TOTAL	% AGE TO TOTAL EXP. ON EDUCATION	PLAN	NON-PLAN	TOTAL	% AGE TO TOTAL EXP. ON EDUCATION	PLAN	NON-PLAN	TOTAL	% AGE TO TOTAL EXP. ON EDUCATION
1	ANDHRA PRADESH	3253486.00	23291088.00	26544574.00	45.81	3945659.00	29959588.00	33905247.00	46.36	5300478.00	33748919.00	39049397.00	44.75
2	ARUNACHAL PRADESH	1255456.00	648119.00	1903575.00	67.82	701769.00	1425597.00	2127366.00	68.28	542861.00	1698629.00	2241490.00	60.18
3	ASSAM	30334.00	14928449.00	14958783.00	53.44	986000.00	19306477.00	20292477.00	55.09	1243500.00	23393520.00	24637020.00	56.36
4	BIHAR	2051031.00	30753596.00	32804627.00	64.80	11952111.00	33760458.00	45712569.00	68.16	12203439.00	41108143.00	53311582.00	66.92
5	CHHATTISGARH	7444651.00	5355385.00	12800036.00	71.65	11939702.00	6994840.00	18934542.00	69.39	13811020.00	8169200.00	21980220.00	64.14
6	GOA	168997.00	712366.00	881363.00	24.00	132462.00	919198.00	1051660.00	19.09	99234.00	1161397.00	1260631.00	21.36
7	GUJARAT	1474463.00	27265021.00	28739484.00	56.00	2069773.00	27382875.00	29452648.00	54.02	2397482.00	28033399.00	30430881.00	54.09
8	HARYANA	2578060.00	9318111.00	11896171.00	44.31	4722679.00	13989507.00	18712186.00	47.33	6616523.00	18144337.00	24760860.00	47.06
9	HIMACHAL PRADESH	756929.00	8100358.00	8857287.00	61.14	562791.00	11479982.00	12042773.00	63.28	571349.00	12402894.00	12974243.00	63.47
10	JAMMU & KASHMIR	0.00	4294191.00	4294191.00	39.13	880201.00	6099951.00	6980152.00	46.95	2189999.00	7505571.00	9695570.00	47.29
11	JHARKHAND	6787244.00	9805967.00	16593211.00	70.73	5562000.00	13576396.00	19138396.00	66.68	5412100.00	18901293.00	24313393.00	68.84
12	KARNATAKA	7600533.00	29457374.00	37057907.00	56.18	9588878.00	36669647.00	46258525.00	55.66	8871557.00	36697990.00	45569547.00	53.69
13	KERALA	114416.00	18476634.00	18591050.00	41.97	439227.00	21104705.00	21543932.00	40.05	141800.00	23082597.00	23224397.00	37.96
14	MADHYA PRADESH	5136448.00	18126184.00	23262632.00	65.58	8551647.00	25074020.00	33625667.00	63.94	11247559.00	26828510.00	38076069.00	63.50
15	MAHARASHTRA	2807391.00	58039527.00	60846918.00	45.41	4419432.00	69544127.00	73963559.00	46.39	1473144.00	83851634.00	85324778.00	44.99
16	MANIPUR	291859.00	1638763.00	1930622.00	52.43	122255.00	1877678.00	1999933.00	50.06	341485.00	1628448.00	1969933.00	43.88
17	MEGHALAYA	623900.00	1238385.00	1862285.00	56.87	688000.00	1322154.00	2010154.00	48.82	903000.00	1538336.00	2441336.00	48.62
18	MIZORAM	464523.00	997931.00	1462454.00	51.77	456483.00	1172845.00	1629328.00	49.88	567690.00	1588000.00	2155690.00	51.67
19	NAGALAND	144100.00	1912564.00	2056664.00	61.35	153952.00	2102173.00	2256125.00	64.49	173400.00	2129664.00	2303064.00	62.38
20	ORISSA	668165.00	16076073.00	16744238.00	56.78	3965137.00	21314870.00	25280007.00	56.81	3602654.00	25787889.00	29390543.00	54.17
21	PUNJAB	151110.00	5416964.00	5568074.00	21.15	1792417.00	5232567.00	7024984.00	22.95	2351660.00	6026592.00	8378252.00	23.05
22	RAJASTHAN	4883693.00	27087446.00	31971139.00	59.75	6872916.00	37472310.00	44345226.00	60.27	6296693.00	46163115.00	52459808.00	59.43
23	SIKKIM	454333.00	668545.00	1122878.00	49.44	468717.00	788123.00	1256840.00	45.99	383471.00	795644.00	1179115.00	34.87
24	TAMIL NADU	3072984.00	25796094.00	28869078.00	43.00	3782902.00	35560021.00	39342923.00	43.03	4594396.00	40272451.00	44866847.00	42.96
25	TRIPURA	79684.00	1800823.00	1880507.00	38.03	104341.00	2210446.00	2314787.00	38.82	149893.00	2836690.00	2986583.00	38.08
26	UTTARAKHAND	1624910.00	5348091.00	6973001.00	45.53	1178133.00	6242182.00	7420315.00	65.86	1260217.00	11642515.00	12902732.00	45.41
27	UTTAR PRADESH	18814776.00	54768165.00	73582941.00	65.51	22123716.00	63576260.00	85699976.00	63.25	23127169.00	85437906.00	108565075.00	63.76
28	WEST BENGAL	7284339.00	18643706.00	25928045.00	39.26	5556342.00	20217391.00	25773733.00	35.33	7865000.00	30207351.00	38072351.00	34.76
	TOTAL STATES	80017815.00	419965920.00	499983735.00	52.18	113719642.00	516376388.00	630096030.00	52.42	123738773.00	620782634.00	744521407.00	51.15
29	A. & N. ISLANDS	171468.00	471679.00	643147.00	49.90	232900.00	815957.00	1048857.00	53.29	315500.00	976086.00	1291586.00	52.94
30	CHANDIGARH	171471.00	467682.00	639153.00	29.10	214800.00	558000.00	772800.00	31.90	130500.00	800600.00	931100.00	31.49
31	DADRA & NAGAR HAVELI	100539.00	105635.00	206174.00	68.92	146300.00	177400.00	323700.00	73.02	170100.00	201400.00	371500.00	65.80
32	DAMAN & DIU	11562.00	79181.00	90743.00	43.17	21100.00	104300.00	125400.00	45.58	35600.00	127800.00	163400.00	46.25
33	DELHI	2128500.00	4834390.00	6962890.00	32.78	1494250.00	4993656.00	6487906.00	22.44	1470000.00	5420359.00	6890359.00	19.64
34	LAKSHADWEEP	19062.00	6297.00	25359.00	7.32	31200.00	5300.00	36500.00	6.27	43400.00	6100.00	49500.00	7.52
35	PUDUCHERRY	273115.00	574811.00	847926.00	36.72	333461.00	945532.00	1278993.00	38.13	395538.00	885497.00	1281035.00	35.52
	TOTAL U.T.	2875717.00	6539675.00	9415392.00	33.76	2474011.00	7600145.00	10074156.00	26.54	2560638.00	8417842.00	10978480.00	24.04
	TOTAL (STATE & UTS)	82893532.00	426505595.00	509399127.00	51.66	116193653.00	523976533.00	640170186.00	51.63	126299411.00	629200476.00	755499887.00	50.33
	CENTRE TOTAL	177639100.00	57000.00	177696100.00	66.38	214673400.00	40500.00	214713900.00	56.49	217000100.00	52300.00	217052400.00	48.74
	GRAND TOTAL	260532632.00	426562595.00	687095227.00	54.80	330867053.00	524017033.00	854884086.00	52.77	343299511.00	629252776.00	972552287.00	49.97

STATEMENT NO. (8): PLAN & NON-PLAN BUDGETED EXPENDITURE ON ELEMENTARY EDUCATION (Sub-head wise)

ACCOUNT: REVENUE ACCOUNT
PROGRAM: DIRECTION, INSPECTION & ADMINISTRATION

(RUPEES IN THOUSANDS)

SL. NO.	STATE/UNION TERRITORY	2007-08(ACTUALS)				2008-09(R.E.)				2009-10(B.E.)			
		PLAN	NON-PLAN	TOTAL	% AGE TO TOTAL EXP. ON PMY. EDN.	PLAN	NON-PLAN	TOTAL	% AGE TO TOTAL EXP. ON PMY. EDN.	PLAN	NON-PLAN	TOTAL	% AGE TO TOTAL EXP. ON PMY. EDN.
1	ANDHRA PRADESH	180787.00	0.00	180787.00	0.68	483382.00	0.00	483382.00	1.43	819021.00	0.00	819021.00	2.10
2	ARUNACHAL PRADESH	698023.00	648119.00	1346142.00	70.72	311185.00	1362329.00	1673514.00	78.67	60900.00	1698629.00	1759529.00	78.50
3	ASSAM	497.00	725960.00	726457.00	4.86	2500.00	1812028.00	1814528.00	8.94	3139.00	1677906.00	1681045.00	6.82
4	BIHAR	868.00	305910.00	306778.00	0.94	1000.00	385250.00	386250.00	0.84	118939.00	1156360.00	1275299.00	2.39
5	CHHATTISGARH	95668.00	153267.00	248935.00	1.94	125200.00	208570.00	333770.00	1.76	162660.00	268350.00	431010.00	1.96
6	GOA	0.00	29179.00	29179.00	3.31	0.00	37808.00	37808.00	3.60	0.00	45583.00	45583.00	3.62
7	GUJARAT	21995.00	118213.00	140208.00	0.49	18785.00	121850.00	140635.00	0.48	6660.00	155393.00	162053.00	0.53
8	HARYANA	2820.00	242954.00	245774.00	2.07	820.00	338069.00	338889.00	1.81	3000.00	428178.00	431178.00	1.74
9	HIMACHAL PRADESH	10875.00	196400.00	207275.00	2.34	0.00	832222.00	832222.00	6.91	0.00	786169.00	786169.00	6.06
10	JAMMU & KASHMIR	0.00	2469291.00	2469291.00	57.50	0.00	3297801.00	3297801.00	47.25	0.00	4042948.00	4042948.00	41.70
11	JHARKHAND	0.00	155617.00	155617.00	0.94	0.00	243097.00	243097.00	1.27	0.00	306210.00	306210.00	1.26
12	KARNATAKA	6723.00	4757.00	11480.00	0.03	7000.00	5738.00	12738.00	0.03	6000.00	5674.00	11674.00	0.03
13	KERALA	0.00	272050.00	272050.00	1.46	0.00	316968.00	316968.00	1.47	0.00	323874.00	323874.00	1.39
14	MADHYA PRADESH	713932.00	2019983.00	2733915.00	11.75	887955.00	3365319.00	4253274.00	12.65	1001472.00	3812783.00	4814255.00	12.64
15	MAHARASHTRA	0.00	662994.00	662994.00	1.09	0.00	804143.00	804143.00	1.09	0.00	1012248.00	1012248.00	1.19
16	MANIPUR	8633.00	86086.00	94719.00	4.91	9410.00	61638.00	71048.00	3.55	10000.00	71750.00	81750.00	4.15
17	MEGHALAYA	8696.00	49076.00	57772.00	3.10	9400.00	41056.00	50456.00	2.51	14800.00	49570.00	64370.00	2.64
18	MIZORAM	88364.00	20353.00	108717.00	7.43	18400.00	25580.00	43980.00	2.70	19150.00	31300.00	50450.00	2.34
19	NAGALAND
20	ORISSA	0.00	317024.00	317024.00	1.89	0.00	494951.00	494951.00	1.96	0.00	595019.00	595019.00	2.02
21	PUNJAB	0.00	104716.00	104716.00	1.88	0.00	88178.00	88178.00	1.26	0.00	126297.00	126297.00	1.51
22	RAJASTHAN	5227.00	754570.00	759797.00	2.38	3707.00	936418.00	940125.00	2.12	9400.00	1071418.00	1080818.00	2.06
23	SIKKIM
24	TAMIL NADU	0.00	760126.00	760126.00	2.63	0.00	1065108.00	1065108.00	2.71	0.00	1182296.00	1182296.00	2.64
25	TRIPURA	67.00	81702.00	81769.00	4.35	768.00	94551.00	95319.00	4.12	3900.00	114770.00	118670.00	3.97
26	UTTARAKHAND	0.00	0.00	0.00	0.00	928.00	0.00	928.00	0.01	0.00	0.00	0.00	0.00
27	UTTAR PRADESH	437.00	1592939.00	1593376.00	2.17	0.00	1253011.00	1253011.00	1.46	0.00	758566.00	758566.00	0.70
28	WEST BENGAL	37327.00	290512.00	327839.00	1.26	34000.00	344960.00	378960.00	1.47	11800.00	489608.00	501408.00	1.32
TOTAL STATES		1880939.00	12061798.00	13942737.00	2.79	1914440.00	17536643.00	19451083.00	3.09	2250841.00	20210899.00	22461740.00	3.02
29	A. & N. ISLANDS
30	CHANDIGARH	91473.00	427348.00	518821.00	81.17	119117.00	506660.00	625777.00	80.98	52400.00	753700.00	806100.00	86.58
31	DADRA & NAGAR HAVELI	11839.00	91531.00	103370.00	50.14	25300.00	162100.00	187400.00	57.89	74100.00	186100.00	260200.00	70.04
32	DAMAN & DIU	1365.00	78181.00	79546.00	87.66	2000.00	102300.00	104300.00	83.17	3000.00	125800.00	128800.00	78.82
33	DELHI
34	LAKSHADWEEP
35	PUDUCHERRY
TOTAL U.T.		104677.00	597060.00	701737.00	7.45	146417.00	771060.00	917477.00	9.11	129500.00	1065600.00	1195100.00	10.89
TOTAL (STATE & UTS)		1985616.00	12658858.00	14644474.00	2.87	2060857.00	18307703.00	20368560.00	3.18	2380341.00	21276499.00	23656840.00	3.13

STATEMENT NO. (8): PLAN & NON-PLAN BUDGETED EXPENDITURE ON ELEMENTARY EDUCATION (Sub-head wise)

ACCOUNT: REVENUE ACCOUNT
PROGRAM: GOVERNMENT PRIMARY SCHOOLS

(RUPEES IN THOUSANDS)

SL. NO.	STATE/UNION TERRITORY	2007-08 (ACTUALS)				2008-09 (R.E.)				2009-10 (B.E.)			
		PLAN	NON-PLAN	TOTAL	% AGE TO TOTAL EXP. ON PMY. EDN.	PLAN	NON-PLAN	TOTAL	% AGE TO TOTAL EXP. ON PMY. EDN.	PLAN	NON-PLAN	TOTAL	% AGE TO TOTAL EXP. ON PMY. EDN.
1	ANDHRA PRADESH	33294.00	1448203.00	1481497.00	5.58	5000.00	1733278.00	1738278.00	5.13	0.00	1966604.00	1966604.00	5.04
2	ARUNACHAL PRADESH
3	ASSAM	5152.00	13276118.00	13281270.00	88.79	0.00	17366088.00	17366088.00	85.58	0.00	21521616.00	21521616.00	87.35
4	BIHAR	2038700.00	18317948.00	20356648.00	62.05	3101111.00	21325681.00	24426792.00	53.44	4050000.00	26080665.00	30130665.00	56.52
5	CHHATTISGARH	2963806.00	4435999.00	7399805.00	57.81	3580654.00	5733970.00	9314624.00	49.19	6342640.00	6721670.00	13064310.00	59.44
6	GOA	0.00	481789.00	481789.00	54.66	1010.00	613117.00	614127.00	58.40	210.00	749017.00	749227.00	59.43
7	GUJARAT
8	HARYANA	1285107.00	8728754.00	10013861.00	84.18	1190509.00	13060063.00	14250572.00	76.16	1845723.00	17137778.00	18983501.00	76.67
9	HIMACHAL PRADESH	27838.00	7628129.00	7655967.00	86.44	0.00	9790706.00	9790706.00	81.30	0.00	10699313.00	10699313.00	82.47
10	JAMMU & KASHMIR	0.00	1824900.00	1824900.00	42.50	880201.00	2802150.00	3682351.00	52.75	2189999.00	3462623.00	5652622.00	58.30
11	JHARKHAND	594410.00	8914653.00	9509063.00	57.31	153300.00	12622272.00	12775572.00	66.75	454400.00	17824353.00	18278753.00	75.18
12	KARNATAKA
13	KERALA	0.00	6095091.00	6095091.00	32.79	0.00	7399944.00	7399944.00	34.35	0.00	7802744.00	7802744.00	33.60
14	MADHYA PRADESH	3434945.00	12645095.00	16080040.00	69.12	6497293.00	15125393.00	21622686.00	64.30	8984328.00	15910584.00	24894912.00	65.38
15	MAHARASHTRA
16	MANIPUR	26210.00	978161.00	1004371.00	52.02	26210.00	1301249.00	1327459.00	66.38	0.00	1443181.00	1443181.00	73.26
17	MEGHALAYA	137287.00	724181.00	861468.00	46.26	158947.00	768968.00	927915.00	46.16	219368.00	894246.00	1113614.00	45.61
18	MIZORAM	267378.00	968594.00	1235972.00	84.51	278000.00	1136370.00	1414370.00	86.81	329990.00	1542230.00	1872220.00	86.85
19	NAGALAND	2600.00	1901089.00	1903689.00	92.56	600.00	2098660.00	2099260.00	93.05	73200.00	2126151.00	2199351.00	95.50
20	ORISSA	38055.00	12232826.00	12270881.00	73.28	41510.00	20346790.00	20388300.00	80.65	230385.00	24284004.00	24514389.00	83.41
21	PUNJAB	151110.00	5284738.00	5435848.00	97.63	1792417.00	5097989.00	6890406.00	98.08	791685.00	5851585.00	6643270.00	79.29
22	RAJASTHAN	6631.00	13467703.00	13474334.00	42.15	46942.00	19227065.00	19274007.00	43.46	76500.00	24082870.00	24159370.00	46.05
23	SIKKIM	58359.00	0.00	58359.00	5.20	88420.00	0.00	88420.00	7.04	48000.00	0.00	48000.00	4.07
24	TAMIL NADU	1914151.00	17348085.00	19262236.00	66.72	2201938.00	24065362.00	26267300.00	66.76	2798529.00	27620211.00	30418740.00	67.80
25	TRIPURA	23901.00	0.00	23901.00	1.27	38543.00	0.00	38543.00	1.67	55080.00	0.00	55080.00	1.84
26	UTTARAKHAND	724539.00	4997432.00	5721971.00	82.06	459576.00	5924414.00	6383990.00	86.03	500000.00	10922839.00	11422839.00	88.53
27	UTTAR PRADESH	0.00	148023.00	148023.00	0.20	0.00	197705.00	197705.00	0.23	0.00	184076.00	184076.00	0.17
28	WEST BENGAL	0.00	29840.00	29840.00	0.12	0.00	35024.00	35024.00	0.14	0.00	49425.00	49425.00	0.13
TOTAL STATES		13733473.00	141877351.00	155610824.00	31.12	20542181.00	187772258.00	208314439.00	33.06	28990037.00	228877785.00	257867822.00	34.64
29	A. & N. ISLANDS	104556.00	456412.00	560968.00	87.22	161851.00	779354.00	941205.00	89.74	245571.00	927340.00	1172911.00	90.81
30	CHANDIGARH	0.00	13937.00	13937.00	2.18	0.00	19300.00	19300.00	2.50	0.00	14000.00	14000.00	1.50
31	DADRA & NAGAR HAVELI
32	DAMAN & DIU
33	DELHI
34	LAKSHADWEEP	19062.00	5871.00	24933.00	98.32	31200.00	5300.00	36500.00	100.00	43400.00	6100.00	49500.00	100.00
35	PUDUCHERRY	145.00	573054.00	573199.00	67.60	152.00	942542.00	942694.00	73.71	213.00	882507.00	882720.00	68.91
TOTAL U.T.		123763.00	1049274.00	1173037.00	12.46	193203.00	1746496.00	1939699.00	19.25	289184.00	1829947.00	2119131.00	19.30
TOTAL (STATE & UTS)		13857236.00	142926625.00	156783861.00	30.78	20735384.00	189518754.00	210254138.00	32.84	29279221.00	230707732.00	259986953.00	34.41

..NICNET..

STATEMENT NO. (8): PLAN & NON-PLAN BUDGETED EXPENDITURE ON ELEMENTARY EDUCATION (Sub-head wise)

ACCOUNT: REVENUE ACCOUNT
PROGRAM: ASSISTANCE TO NON-GOVT. PRIMARY SCHOOLS

(RUPEES IN THOUSANDS)

SL. NO.	STATE/UNION TERRITORY	2007-08(ACTUALS)				2008-09(R.E.)				2009-10(B.E.)			
		PLAN	NON-PLAN	TOTAL	% AGE TO TOTAL EXP. ON PMY. EDN.	PLAN	NON-PLAN	TOTAL	% AGE TO TOTAL EXP. ON PMY. EDN.	PLAN	NON-PLAN	TOTAL	% AGE TO TOTAL EXP. ON PMY. EDN.
1	ANDHRA PRADESH	0.00	1480427.00	1480427.00	5.58	0.00	1623262.00	1623262.00	4.79	0.00	1752295.00	1752295.00	4.49
2	ARUNACHAL PRADESH	5000.00	0.00	5000.00	0.26	0.00	0.00	0.00	0.00	15000.00	0.00	15000.00	0.67
3	ASSAM	0.00	24099.00	24099.00	0.16	0.00	65834.00	65834.00	0.32	0.00	80056.00	80056.00	0.32
4	BIHAR	0.00	55360.00	55360.00	0.17	0.00	56000.00	56000.00	0.12	0.00	97921.00	97921.00	0.18
5	CHHATTISGARH	9510.00	115789.00	125299.00	0.98	16000.00	185000.00	201000.00	1.06	20000.00	200000.00	220000.00	1.00
6	GOA
7	GUJARAT
8	HARYANA	0.00	98080.00	98080.00	0.82	0.00	111580.00	111580.00	0.60	0.00	192575.00	192575.00	0.78
9	HIMACHAL PRADESH	0.00	27097.00	27097.00	0.31	0.00	27128.00	27128.00	0.23	0.00	19356.00	19356.00	0.15
10	JAMMU & KASHMIR
11	JHARKHAND	144.00	696746.00	696890.00	4.20	2600.00	650000.00	652600.00	3.41	2800.00	690000.00	692800.00	2.85
12	KARNATAKA
13	KERALA	0.00	11029712.00	11029712.00	59.33	0.00	11962434.00	11962434.00	55.53	0.00	13189739.00	13189739.00	56.79
14	MADHYA PRADESH	180.00	137924.00	138104.00	0.59	114955.00	146298.00	261253.00	0.78	120000.00	162553.00	282553.00	0.74
15	MAHARASHTRA	0.00	28004.00	28004.00	0.05	0.00	30938.00	30938.00	0.04	0.00	42625.00	42625.00	0.05
16	MANIPUR	69143.00	176229.00	245372.00	12.71	79300.00	108347.00	187647.00	9.38	80000.00	113506.00	193506.00	9.82
17	MEGHALAYA	477192.00	463727.00	940919.00	50.52	511053.00	509610.00	1020663.00	50.78	667532.00	589490.00	1257022.00	51.49
18	MIZORAM	71144.00	8984.00	80128.00	5.48	71983.00	10895.00	82878.00	5.09	80800.00	14470.00	95270.00	4.42
19	NAGALAND	4000.00	3513.00	7513.00	0.37	5000.00	3513.00	8513.00	0.38	10000.00	3513.00	13513.00	0.59
20	ORISSA	130278.00	89316.00	219594.00	1.31	49725.00	311243.00	360968.00	1.43	59091.00	496835.00	555926.00	1.89
21	PUNJAB	0.00	27510.00	27510.00	0.49	0.00	46400.00	46400.00	0.66	0.00	48710.00	48710.00	0.58
22	RAJASTHAN	0.00	296649.00	296649.00	0.93	1.00	299000.00	299001.00	0.67	5000.00	299000.00	304000.00	0.58
23	SIKKIM	500.00	0.00	500.00	0.04	540.00	0.00	540.00	0.04	500.00	0.00	500.00	0.04
24	TAMIL NADU	0.00	7630450.00	7630450.00	26.43	0.00	10330381.00	10330381.00	26.26	0.00	11385592.00	11385592.00	25.38
25	TRIPURA	0.00	42000.00	42000.00	2.23	0.00	52200.00	52200.00	2.26	300.00	61400.00	61700.00	2.07
26	UTTARAKHAND	269073.00	319416.00	588489.00	8.44	328197.00	312389.00	640586.00	8.63	160216.00	718600.00	878816.00	6.81
27	UTTAR PRADESH	18773818.00	52974749.00	71748567.00	97.51	22073805.00	55669659.00	77743464.00	90.72	13756569.00	67990022.00	81746591.00	75.30
28	WEST BENGAL	0.00	17372500.00	17372500.00	67.00	0.00	19079511.00	19079511.00	74.03	0.00	28811136.00	28811136.00	75.67
TOTAL STATES		19809982.00	93098281.00	112908263.00	22.58	23253159.00	101591622.00	124844781.00	19.81	14977808.00	126959394.00	141937202.00	19.06
29	A. & N. ISLANDS
30	CHANDIGARH	0.00	13937.00	13937.00	2.18	0.00	19300.00	19300.00	2.50	0.00	14000.00	14000.00	1.50
31	DADRA & NAGAR HAVELI
32	DAMAN & DIU
33	DELHI
34	LAKSHADWEEP
35	PUDUCHERRY
TOTAL U.T.		0.00	13937.00	13937.00	0.15	0.00	19300.00	19300.00	0.19	0.00	14000.00	14000.00	0.13
TOTAL (STATE & UTS)		19809982.00	93112218.00	112922200.00	22.17	23253159.00	101610922.00	124864081.00	19.50	14977808.00	126973394.00	141951202.00	18.79

STATEMENT NO. (8): PLAN & NON-PLAN BUDGETED EXPENDITURE ON ELEMENTARY EDUCATION (Sub-head wise)

ACCOUNT: REVENUE ACCOUNT
PROGRAM: ASSISTANCE TO LOCAL BODIES FOR PRIMARY EDUCATION

(RUPEES IN THOUSANDS)

SL. NO.	STATE/UNION TERRITORY	2007-08(ACTUALS)				2008-09(R.E.)				2009-10(B.E.)			
		PLAN	NON-PLAN	TOTAL	% AGE TO TOTAL EXP. ON PMY. EDN.	PLAN	NON-PLAN	TOTAL	% AGE TO TOTAL EXP. ON PMY. EDN.	PLAN	NON-PLAN	TOTAL	% AGE TO TOTAL EXP. ON PMY. EDN.
1	ANDHRA PRADESH	4001.00	20257322.00	20261323.00	76.33	0.00	25681371.00	25681371.00	75.74	0.00	29034894.00	29034894.00	74.35
2	ARUNACHAL PRADESH
3	ASSAM
4	BIHAR	0.00	3186540.00	3186540.00	9.71	0.00	7621566.00	7621566.00	16.67	0.00	8826540.00	8826540.00	16.56
5	CHHATTISGARH	197568.00	545257.00	742825.00	5.80	346200.00	810000.00	1156200.00	6.11	173000.00	870000.00	1043000.00	4.75
6	GOA	0.00	0.00	0.00	0.00	0.00	0.00	0.00	0.00	2000.00	0.00	2000.00	0.16
7	GUJARAT	0.00	1240000.00	1240000.00	4.31	0.00	1400000.00	1400000.00	4.75	0.00	1420000.00	1420000.00	4.67
8	HARYANA	0.00	3217.00	3217.00	0.03	0.00	1520.00	1520.00	0.01	0.00	1520.00	1520.00	0.01
9	HIMACHAL PRADESH
10	JAMMU & KASHMIR
11	JHARKHAND
12	KARNATAKA	4934990.00	29140922.00	34075912.00	91.95	4540848.00	36381939.00	40922787.00	88.47	6166557.00	36282994.00	42449551.00	93.15
13	KERALA	0.00	972022.00	972022.00	5.23	0.00	1242242.00	1242242.00	5.77	0.00	1609911.00	1609911.00	6.93
14	MADHYA PRADESH	0.00	3317871.00	3317871.00	14.26	0.00	6413227.00	6413227.00	19.07	0.00	6917907.00	6917907.00	18.17
15	MAHARASHTRA	817858.00	57049770.00	57867628.00	95.10	394431.00	67667717.00	68062148.00	92.02	131477.00	81898581.00	82030058.00	96.14
16	MANIPUR
17	MEGHALAYA	0.00	588.00	588.00	0.03	0.00	1160.00	1160.00	0.06	0.00	1600.00	1600.00	0.07
18	MIZORAM
19	NAGALAND
20	ORISSA
21	PUNJAB
22	RAJASTHAN	24907.00	11010133.00	11035040.00	34.52	55779.00	14734701.00	14790480.00	33.35	13500.00	17900001.00	17913501.00	34.15
23	SIKKIM	0.00	800.00	800.00	0.07	250338.00	780074.00	1030412.00	81.98	242200.00	787221.00	1029421.00	87.30
24	TAMIL NADU	0.00	57433.00	57433.00	0.20	0.00	59775.00	59775.00	0.15	0.00	59775.00	59775.00	0.13
25	TRIPURA
26	UTTARAKHAND
27	UTTAR PRADESH
28	WEST BENGAL
TOTAL STATES		5979324.00	126781875.00	132761199.00	26.55	5587596.00	162795292.00	168382888.00	26.72	6728734.00	185610944.00	192339678.00	25.83
29	A. & N. ISLANDS
30	CHANDIGARH
31	DADRA & NAGAR HAVELI	88700.00	14104.00	102804.00	49.86	121000.00	15300.00	136300.00	42.11	96000.00	15300.00	111300.00	29.96
32	DAMAN & DIU	9500.00	100.00	9600.00	10.58	18300.00	1100.00	19400.00	15.47	31800.00	1100.00	32900.00	20.13
33	DELHI	2018500.00	4834390.00	6852890.00	98.42	1394250.00	4993356.00	6387606.00	98.45	1350000.00	5419959.00	6769959.00	98.25
34	LAKSHADWEEP
35	PUDUCHERRY
TOTAL U.T.		2116700.00	4848594.00	6965294.00	73.98	1533550.00	5009756.00	6543306.00	64.95	1477800.00	5436359.00	6914159.00	62.98
TOTAL (STATE & UTS)		8096024.00	131630469.00	139726493.00	27.43	7121146.00	167805048.00	174926194.00	27.32	8206534.00	191047303.00	199253837.00	26.37

..NICNET..

STATEMENT NO. (8): PLAN & NON-PLAN BUDGETED EXPENDITURE ON ELEMENTARY EDUCATION (Sub-head wise)

ACCOUNT: REVENUE ACCOUNT
PROGRAM: TEACHER'S TRAINING

(RUPEES IN THOUSANDS)

SL. NO.	STATE/UNION TERRITORY	2007-08(ACTUALS)				2008-09(R.E.)				2009-10(B.E.)			
		PLAN	NON-PLAN	TOTAL	% AGE TO TOTAL EXP. ON PMY. EDN.	PLAN	NON-PLAN	TOTAL	% AGE TO TOTAL EXP. ON PMY. EDN.	PLAN	NON-PLAN	TOTAL	% AGE TO TOTAL EXP. ON PMY. EDN.
1	ANDHRA PRADESH	0.00	-1.00	-1.00	0.00	163995.00	353.00	164348.00	0.48	123520.00	353.00	123873.00	0.32
2	ARUNACHAL PRADESH
3	ASSAM	0.00	230.00	230.00	0.00	0.00	101.00	101.00	0.00	0.00	101.00	101.00	0.00
4	BIHAR	0.00	143600.00	143600.00	0.44	0.00	191845.00	191845.00	0.42	0.00	236541.00	236541.00	0.44
5	CHHATTISGARH	139356.00	6004.00	145360.00	1.14	128880.00	7080.00	135960.00	0.72	156620.00	9060.00	165680.00	0.75
6	GOA	0.00	3010.00	3010.00	0.34	0.00	3754.00	3754.00	0.36	0.00	4844.00	4844.00	0.38
7	GUJARAT	463095.00	25864175.00	26327270.00	91.61	672860.00	25813000.00	26485860.00	89.93	579570.00	26397544.00	26977114.00	88.65
8	HARYANA
9	HIMACHAL PRADESH	48586.00	0.00	48586.00	0.55	57372.00	0.00	57372.00	0.48	47216.00	0.00	47216.00	0.36
10	JAMMU & KASHMIR
11	JHARKHAND	0.00	38951.00	38951.00	0.23	0.00	61027.00	61027.00	0.32	0.00	80730.00	80730.00	0.33
12	KARNATAKA	0.00	136291.00	136291.00	0.37	0.00	189701.00	189701.00	0.41	0.00	210444.00	210444.00	0.46
13	KERALA	90503.00	0.00	90503.00	0.49	89400.00	0.00	89400.00	0.41	116800.00	0.00	116800.00	0.50
14	MADHYA PRADESH	0.00	2929.00	2929.00	0.01	0.00	3783.00	3783.00	0.01	0.00	4683.00	4683.00	0.01
15	MAHARASHTRA	0.00	298759.00	298759.00	0.49	0.00	1041329.00	1041329.00	1.41	0.00	898180.00	898180.00	1.05
16	MANIPUR	978.00	0.00	978.00	0.05	1230.00	0.00	1230.00	0.06	1180.00	0.00	1180.00	0.06
17	MEGHALAYA
18	MIZORAM
19	NAGALAND	10000.00	0.00	10000.00	0.49	0.00	0.00	0.00	0.00	10200.00	0.00	10200.00	0.44
20	ORISSA
21	PUNJAB
22	RAJASTHAN
23	SIKKIM	278901.00	667745.00	946646.00	84.31	24218.00	8049.00	32267.00	2.57	14171.00	8423.00	22594.00	1.92
24	TAMIL NADU
25	TRIPURA	55716.00	1606432.00	1662148.00	88.39	65030.00	1991210.00	2056240.00	88.83	90513.00	2564840.00	2655353.00	88.91
26	UTTARAKHAND	298.00	30568.00	30866.00	0.44	0.00	3519.00	3519.00	0.05	0.00	75.00	75.00	0.00
27	UTTAR PRADESH	0.00	419.00	419.00	0.00	0.00	700.00	700.00	0.00	0.00	700.00	700.00	0.00
28	WEST BENGAL	0.00	68479.00	68479.00	0.26	86500.00	98773.00	185273.00	0.72	49840.00	130451.00	180291.00	0.47
TOTAL STATES		1087433.00	28867591.00	29955024.00	5.99	1289485.00	29414224.00	30703709.00	4.87	1189630.00	30546969.00	31736599.00	4.26
29	A. & N. ISLANDS	3825.00	6985.00	10810.00	1.68	5128.00	11457.00	16585.00	1.58	8929.00	14846.00	23775.00	1.84
30	CHANDIGARH	1500.00	9504.00	11004.00	1.72	1500.00	9832.00	11332.00	1.47	1600.00	15800.00	17400.00	1.87
31	DADRA & NAGAR HAVELI
32	DAMAN & DIU
33	DELHI
34	LAKSHADWEEP
35	PUDUCHERRY
TOTAL U.T.		5325.00	16489.00	21814.00	0.23	6628.00	21289.00	27917.00	0.28	10529.00	30646.00	41175.00	0.38
TOTAL (STATE & UTS)		1092758.00	28884080.00	29976838.00	5.88	1296113.00	29435513.00	30731626.00	4.80	1200159.00	30577615.00	31777774.00	4.21

STATEMENT NO. (8): PLAN & NON-PLAN BUDGETED EXPENDITURE ON ELEMENTARY EDUCATION (Sub-head wise)

ACCOUNT: REVENUE ACCOUNT
PROGRAM: NON FORMAL EDUCATION

(RUPEES IN THOUSANDS)

SL. NO.	STATE/UNION TERRITORY	2007-08(ACTUALS)				2008-09(R.E.)				2009-10(B.E.)			
		PLAN	NON-PLAN	TOTAL	% AGE TO TOTAL EXP. ON PMY. EDN.	PLAN	NON-PLAN	TOTAL	% AGE TO TOTAL EXP. ON PMY. EDN.	PLAN	NON-PLAN	TOTAL	% AGE TO TOTAL EXP. ON PMY. EDN.
1	ANDHRA PRADESH
2	ARUNACHAL PRADESH
3	ASSAM
4	BIHAR
5	CHHATTISGARH	7039.00	0.00	7039.00	0.05	8000.00	0.00	8000.00	0.04	8000.00	0.00	8000.00	0.04
6	GOA
7	GUJARAT
8	HARYANA
9	HIMACHAL PRADESH
10	JAMMU & KASHMIR
11	JHARKHAND
12	KARNATAKA
13	KERALA
14	MADHYA PRADESH
15	MAHARASHTRA
16	MANIPUR
17	MEGHALAYA	0.00	0.00	0.00	0.00	8000.00	0.00	8000.00	0.40	0.00	0.00	0.00	0.00
18	MIZORAM
19	NAGALAND
20	ORISSA
21	PUNJAB
22	RAJASTHAN	4277823.00	10550.00	4288373.00	13.41	6205830.00	17223.00	6223053.00	14.03	5700000.00	21423.00	5721423.00	10.91
23	SIKKIM	0.00	0.00	0.00	0.00	1.00	0.00	1.00	0.00	0.00	0.00	0.00	0.00
24	TAMIL NADU
25	TRIPURA
26	UTTARAKHAND
27	UTTAR PRADESH	40359.00	0.00	40359.00	0.05	49911.00	0.00	49911.00	0.06	100000.00	0.00	100000.00	0.09
28	WEST BENGAL	15.00	183.00	198.00	0.00	0.00	398.00	398.00	0.00	0.00	562.00	562.00	0.00
TOTAL STATES		4325236.00	10733.00	4335969.00	0.87	6271742.00	17621.00	6289363.00	1.00	5808000.00	21985.00	5829985.00	0.78
29	A. & N. ISLANDS
30	CHANDIGARH
31	DADRA & NAGAR HAVELI
32	DAMAN & DIU
33	DELHI
34	LAKSHADWEEP
35	PUDUCHERRY
TOTAL U.T.		0.00	0.00	0.00	0.00	0.00	0.00	0.00	0.00	0.00	0.00	0.00	0.00
TOTAL (STATE & UTS)		4325236.00	10733.00	4335969.00	0.85	6271742.00	17621.00	6289363.00	0.98	5808000.00	21985.00	5829985.00	0.77

STATEMENT NO. (8): PLAN & NON-PLAN BUDGETED EXPENDITURE ON ELEMENTARY EDUCATION (Sub-head wise)

ACCOUNT: REVENUE ACCOUNT
PROGRAM: SCHOLARSHIPS

(RUPEES IN THOUSANDS)

SL. NO.	STATE/UNION TERRITORY	2007-08(ACTUALS)				2008-09(R.E.)				2009-10(B.E.)			
		PLAN	NON-PLAN	TOTAL	% AGE TO TOTAL EXP. ON PMY. EDN.	PLAN	NON-PLAN	TOTAL	% AGE TO TOTAL EXP. ON PMY. EDN.	PLAN	NON-PLAN	TOTAL	% AGE TO TOTAL EXP. ON PMY. EDN.
1	ANDHRA PRADESH	97907.00	0.00	97907.00	5.14	70300.00	63268.00	133568.00	6.28	110500.00	0.00	110500.00	4.93
2	ARUNACHAL PRADESH	0.00	9486.00	9486.00	0.06	0.00	7656.00	7656.00	0.04	0.00	7811.00	7811.00	0.03
3	ASSAM
4	BIHAR	84481.00	81.00	84562.00	0.66	104500.00	120.00	104620.00	0.55	103500.00	120.00	103620.00	0.47
5	CHHATTISGARH
6	GOA
7	GUJARAT	552565.00	1249.00	553814.00	4.66	86500.00	3050.00	89550.00	0.48	1056500.00	3050.00	1059550.00	4.28
8	HARYANA
9	HIMACHAL PRADESH
10	JAMMU & KASHMIR
11	JHARKHAND	634290.00	0.00	634290.00	1.71	700000.00	0.00	700000.00	1.51	550000.00	0.00	550000.00	1.21
12	KARNATAKA
13	KERALA
14	MADHYA PRADESH
15	MAHARASHTRA	0.00	0.00	0.00	0.00	250.00	0.00	250.00	0.01	300.00	0.00	300.00	0.02
16	MANIPUR	533.00	198.00	731.00	0.04	400.00	200.00	600.00	0.03	500.00	250.00	750.00	0.03
17	MEGHALAYA
18	MIZORAM
19	NAGALAND	0.00	2008.00	2008.00	0.01	49998.00	2640.00	52638.00	0.21	38500.00	2640.00	41140.00	0.14
20	ORISSA
21	PUNJAB	0.00	31829.00	31829.00	0.10	0.00	32476.00	32476.00	0.07	0.00	32476.00	32476.00	0.06
22	RAJASTHAN
23	SIKKIM
24	TAMIL NADU
25	TRIPURA
26	UTTARAKHAND	0.00	675.00	675.00	0.01	0.00	560.00	560.00	0.01	0.00	1000.00	1000.00	0.01
27	UTTAR PRADESH	162.00	48184.00	48346.00	0.07	0.00	7147.00	7147.00	0.01	0.00	4000.00	4000.00	0.00
28	WEST BENGAL	130000.00	6518.00	136518.00	0.53	0.00	3850.00	3850.00	0.01	6800.00	4200.00	11000.00	0.03
	TOTAL STATES	1499938.00	100228.00	1600166.00	0.32	1011948.00	120967.00	1132915.00	0.18	1866600.00	55547.00	1922147.00	0.26
29	A. & N. ISLANDS
30	CHANDIGARH
31	DADRA & NAGAR HAVELI
32	DAMAN & DIU
33	DELHI
34	LAKSHADWEEP	0.00	93.00	93.00	0.01	0.00	101.00	101.00	0.01	0.00	101.00	101.00	0.01
35	PUDUCHERRY
	TOTAL U.T.	0.00	93.00	93.00	0.00	0.00	101.00	101.00	0.00	0.00	101.00	101.00	0.00
	TOTAL (STATE & UTS)	1499938.00	100321.00	1600259.00	0.31	1011948.00	121068.00	1133016.00	0.18	1866600.00	55648.00	1922248.00	0.25

STATEMENT NO. (8): PLAN & NON-PLAN BUDGETED EXPENDITURE ON ELEMENTARY EDUCATION (Sub-head wise)

ACCOUNT: REVENUE ACCOUNT
PROGRAM: TEXTS BOOKS

(RUPEES IN THOUSANDS)

SL. NO.	STATE/UNION TERRITORY	2007-08 (ACTUALS)				2008-09 (R.E.)				2009-10 (B.E.)			
		PLAN	NON-PLAN	TOTAL	% AGE TO TOTAL EXP. ON PMY. EDN.	PLAN	NON-PLAN	TOTAL	% AGE TO TOTAL EXP. ON PMY. EDN.	PLAN	NON-PLAN	TOTAL	% AGE TO TOTAL EXP. ON PMY. EDN.
1	ANDHRA PRADESH	50000.00	0.00	50000.00	2.63	90000.00	0.00	90000.00	4.23	70000.00	0.00	70000.00	3.12
2	ARUNACHAL PRADESH	0.00	0.00	0.00	0.00	0.00	330.00	330.00	0.00	0.00	50245.00	50245.00	0.20
3	ASSAM	0.00	0.00	0.00	0.00	0.00	330.00	330.00	0.00	0.00	50245.00	50245.00	0.20
4	BIHAR	150000.00	0.00	150000.00	1.17	303200.00	100.00	303300.00	1.60	295000.00	0.00	295000.00	1.34
5	CHHATTISGARH	150000.00	0.00	150000.00	1.17	303200.00	100.00	303300.00	1.60	295000.00	0.00	295000.00	1.34
6	GOA	414823.00	0.00	414823.00	1.44	394999.00	0.00	394999.00	1.34	492680.00	0.00	492680.00	1.62
7	GUJARAT	205.00	93757.00	93962.00	0.79	650.00	325125.00	325775.00	1.74	800.00	231136.00	231936.00	0.94
8	HARYANA	205.00	93757.00	93962.00	0.79	650.00	325125.00	325775.00	1.74	800.00	231136.00	231936.00	0.94
9	HIMACHAL PRADESH
10	JAMMU & KASHMIR
11	JHARKHAND
12	KARNATAKA
13	KERALA
14	MADHYA PRADESH	533147.00	0.00	533147.00	2.29	509518.00	0.00	509518.00	1.52	531703.00	0.00	531703.00	1.40
15	MAHARASHTRA	533147.00	0.00	533147.00	2.29	509518.00	0.00	509518.00	1.52	531703.00	0.00	531703.00	1.40
16	MANIPUR	0.00	0.00	0.00	0.00	150.00	0.00	150.00	0.01	150.00	0.00	150.00	0.01
17	MEGHALAYA
18	MIZORAM
19	NAGALAND
20	ORISSA	0.00	127256.00	127256.00	0.76	0.00	158346.00	158346.00	0.63	0.00	178516.00	178516.00	0.61
21	PUNJAB
22	RAJASTHAN
23	SIKKIM	19112.00	0.00	19112.00	1.70	26000.00	0.00	26000.00	2.07	2600.00	0.00	2600.00	0.22
24	TAMIL NADU	256342.00	0.00	256342.00	0.89	321894.00	0.00	321894.00	0.82	321894.00	0.00	321894.00	0.72
25	TRIPURA	0.00	10.00	10.00	0.00	0.00	0.00	0.00	0.00	100.00	0.00	100.00	0.00
26	UTTARAKHAND
27	UTTAR PRADESH
28	WEST BENGAL	242002.00	223124.00	465126.00	1.79	260000.00	60486.00	320486.00	1.24	260000.00	73022.00	333022.00	0.87
	TOTAL STATES	1665631.00	444147.00	2109778.00	0.42	1906411.00	544387.00	2450798.00	0.39	1974927.00	532919.00	2507846.00	0.34
29	A. & N. ISLANDS
30	CHANDIGARH
31	DADRA & NAGAR HAVELI
32	DAMAN & DIU
33	DELHI
34	LAKSHADWEEP	91516.00	0.00	91516.00	10.79	72552.00	0.00	72552.00	5.67	113340.00	0.00	113340.00	8.85
35	PUDUCHERRY	91516.00	0.00	91516.00	10.79	72552.00	0.00	72552.00	5.67	113340.00	0.00	113340.00	8.85
	TOTAL U.T.	91516.00	0.00	91516.00	0.97	72552.00	0.00	72552.00	0.72	113340.00	0.00	113340.00	1.03
	TOTAL (STATE & UTS)	1757147.00	444147.00	2201294.00	0.43	1978963.00	544387.00	2523350.00	0.39	2088267.00	532919.00	2621186.00	0.35

STATEMENT NO. (8): PLAN & NON-PLAN BUDGETED EXPENDITURE ON ELEMENTARY EDUCATION (Sub-head wise)

ACCOUNT: REVENUE ACCOUNT
PROGRAM: OTHER EXPENDITURE

(RUPEES IN THOUSANDS)

SL. NO.	STATE/UNION TERRITORY	2007-08 (ACTUALS)				2008-09 (R.E.)				2009-10 (B.E.)			
		PLAN	NON-PLAN	TOTAL	% AGE TO TOTAL EXP. ON PMY. EDN.	PLAN	NON-PLAN	TOTAL	% AGE TO TOTAL EXP. ON PMY. EDN.	PLAN	NON-PLAN	TOTAL	% AGE TO TOTAL EXP. ON PMY. EDN.
1	ANDHRA PRADESH	3035404.00	105137.00	3140541.00	11.83	3293282.00	921324.00	4214606.00	12.43	4357937.00	994773.00	5352710.00	13.71
2	ARUNACHAL PRADESH	404526.00	0.00	404526.00	21.25	230284.00	0.00	230284.00	10.82	286461.00	0.00	286461.00	12.78
3	ASSAM	24685.00	892556.00	917241.00	6.13	983500.00	54440.00	1037940.00	5.11	1240361.00	55785.00	1296146.00	5.26
4	BIHAR	11463.00	8744238.00	8755701.00	26.69	8850000.00	4180116.00	13030116.00	28.50	8034500.00	4710116.00	12744616.00	23.91
5	CHHATTISGARH	3797223.00	98988.00	3896211.00	30.44	7327068.00	50000.00	7377068.00	38.96	6549600.00	100000.00	6649600.00	30.25
6	GOA	168997.00	198388.00	367385.00	41.68	131452.00	264519.00	395971.00	37.65	97024.00	361953.00	458977.00	36.41
7	GUJARAT	574550.00	42633.00	617183.00	2.15	983129.00	48025.00	1031154.00	3.50	1318572.00	60462.00	1379034.00	4.53
8	HARYANA	737363.00	150100.00	887463.00	7.46	3444200.00	150100.00	3594300.00	19.21	3710500.00	150100.00	3860600.00	15.59
9	HIMACHAL PRADESH	669630.00	248732.00	918362.00	10.37	505419.00	829926.00	1335345.00	11.09	524133.00	898056.00	1422189.00	10.96
10	JAMMU & KASHMIR
11	JHARKHAND	6192690.00	0.00	6192690.00	37.32	5406100.00	0.00	5406100.00	28.25	4954900.00	0.00	4954900.00	20.38
12	KARNATAKA	2024530.00	175404.00	2199934.00	5.94	4341030.00	92269.00	4433299.00	9.58	2149000.00	198878.00	2347878.00	5.15
13	KERALA	23913.00	107759.00	131672.00	0.71	349827.00	183117.00	532944.00	2.47	25000.00	156329.00	181329.00	0.78
14	MADHYA PRADESH	454244.00	2382.00	456626.00	1.96	541926.00	20000.00	561926.00	1.67	610056.00	20000.00	630056.00	1.65
15	MAHARASHTRA	1989533.00	0.00	1989533.00	3.27	4025001.00	0.00	4025001.00	5.44	1341667.00	0.00	1341667.00	1.57
16	MANIPUR	186895.00	398287.00	585182.00	30.31	5705.00	406444.00	412149.00	20.61	249855.00	11.00	249866.00	12.68
17	MEGHALAYA	192.00	615.00	807.00	0.04	200.00	1160.00	1360.00	0.07	800.00	3180.00	3980.00	0.16
18	MIZORAM	37637.00	0.00	37637.00	2.57	88100.00	0.00	88100.00	5.41	137750.00	0.00	137750.00	6.39
19	NAGALAND	127500.00	7962.00	135462.00	6.59	148352.00	0.00	148352.00	6.58	80000.00	0.00	80000.00	3.47
20	ORISSA	499832.00	3307643.00	3807475.00	22.74	3823904.00	900.00	3824804.00	15.13	3274678.00	230875.00	3505553.00	11.93
21	PUNJAB	0.00	0.00	0.00	0.00	0.00	0.00	0.00	0.00	1559975.00	0.00	1559975.00	18.62
22	RAJASTHAN	569105.00	1516012.00	2085117.00	6.52	560657.00	2225427.00	2786084.00	6.28	492293.00	2755927.00	3248220.00	6.19
23	SIKKIM	97461.00	0.00	97461.00	8.68	79200.00	0.00	79200.00	6.30	76000.00	0.00	76000.00	6.45
24	TAMIL NADU	902491.00	0.00	902491.00	3.13	1259070.00	39395.00	1298465.00	3.30	1473973.00	24577.00	1498550.00	3.34
25	TRIPURA	0.00	70679.00	70679.00	3.76	0.00	72485.00	72485.00	3.13	0.00	95680.00	95680.00	3.20
26	UTTARAKHAND	631000.00	0.00	631000.00	9.05	389432.00	1300.00	390732.00	5.27	600001.00	1.00	600002.00	4.65
27	UTTAR PRADESH	0.00	3851.00	3851.00	0.01	0.00	6448038.00	6448038.00	7.52	9270600.00	16500542.00	25771142.00	23.74
28	WEST BENGAL	6874995.00	652550.00	7527545.00	29.03	5175842.00	594389.00	5770231.00	22.39	7536560.00	648947.00	8185507.00	21.50
	TOTAL STATES	30035859.00	16723916.00	46759775.00	9.35	51942680.00	16583374.00	68526054.00	10.88	59952196.00	27966192.00	87918388.00	11.81
29	A. & N. ISLANDS	63087.00	8282.00	71369.00	11.10	65921.00	25146.00	91067.00	8.68	61000.00	33900.00	94900.00	7.35
30	CHANDIGARH	78498.00	2956.00	81454.00	12.74	94183.00	2908.00	97091.00	12.56	76500.00	3100.00	79600.00	8.55
31	DADRA & NAGAR HAVELI
32	DAMAN & DIU	697.00	900.00	1597.00	1.76	800.00	900.00	1700.00	1.36	800.00	900.00	1700.00	1.04
33	DELHI	110000.00	0.00	110000.00	1.58	100000.00	300.00	100300.00	1.55	120000.00	400.00	120400.00	1.75
34	LAKSHADWEEP	0.00	426.00	426.00	1.68	0.00	0.00	0.00	0.00	0.00	0.00	0.00	0.00
35	PUDUCHERRY	181454.00	1664.00	183118.00	21.60	260757.00	2889.00	263646.00	20.61	281985.00	2889.00	284874.00	22.24
	TOTAL U.T.	433736.00	14228.00	447964.00	4.76	521661.00	32143.00	553804.00	5.50	540285.00	41189.00	581474.00	5.30
	TOTAL (STATE & UTS)	30469595.00	16738144.00	47207739.00	9.27	52464341.00	16615517.00	69079858.00	10.79	60492481.00	28007381.00	88499862.00	11.71

STATEMENT NO. (9): PLAN & NON-PLAN BUDGETED EXPENDITURE ON SECONDARY EDUCATION

ACCOUNT: REVENUE ACCOUNT		(RUPEES IN THOUSANDS)											
PROGRAM: TOTAL EXPENDITURE		2007-08 (ACTUALS)				2008-09 (R.E.)				2009-10 (B.E.)			
SL. NO.	STATE/UNION TERRITORY	PLAN	NON-PLAN	TOTAL	% AGE TO TOTAL EXP. ON EDUCATION	PLAN	NON-PLAN	TOTAL	% AGE TO TOTAL EXP. ON EDUCATION	PLAN	NON-PLAN	TOTAL	% AGE TO TOTAL EXP. ON EDUCATION
1	ANDHRA PRADESH	524534.00	17521862.00	18046396.00	31.15	1400576.00	21314863.00	22715439.00	31.06	7191198.00	23756203.00	30947401.00	35.47
2	ARUNACHAL PRADESH	400944.00	251746.00	652690.00	23.25	152652.00	498628.00	651280.00	20.90	248789.00	461902.00	710691.00	19.08
3	ASSAM	283174.00	7680868.00	7964042.00	28.45	202000.00	9920588.00	10122588.00	27.48	699500.00	10354548.00	11054048.00	25.29
4	BIHAR	11000.00	8578167.00	8589167.00	16.97	56000.00	9584247.00	9640247.00	14.37	248501.00	14183751.00	14432252.00	18.12
5	CHHATTISGARH	2005468.00	1269213.00	3274681.00	18.33	3760626.00	1620410.00	5381036.00	19.72	6829220.00	2033280.00	8862500.00	25.86
6	GOA	232686.00	1739788.00	1972474.00	53.72	396746.00	2259829.00	2656575.00	48.23	403504.00	2895698.00	3299202.00	55.90
7	GUJARAT	437127.00	15626889.00	16064016.00	31.30	1259156.00	15222333.00	16481489.00	30.23	1887396.00	13766132.00	15653528.00	27.82
8	HARYANA	1478238.00	7313075.00	8791313.00	32.74	2445001.00	11207579.00	13652580.00	34.53	3066420.00	14856543.00	17922963.00	34.07
9	HIMACHAL PRADESH	229108.00	4234328.00	4463436.00	30.81	188569.00	5220761.00	5409330.00	28.42	186936.00	5509595.00	5696531.00	27.87
10	JAMMU & KASHMIR	0.00	4946571.00	4946571.00	45.08	73100.00	5544628.00	5617728.00	37.79	400000.00	7529683.00	7929683.00	38.68
11	JHARKHAND	456160.00	2496251.00	2952411.00	12.59	277000.00	4623232.00	4900232.00	17.07	1227300.00	3841807.00	5069107.00	14.35
12	KARNATAKA	3083003.00	17048417.00	20131420.00	30.52	3993062.00	22100398.00	26093460.00	31.40	5956298.00	22363479.00	28319777.00	33.37
13	KERALA	403759.00	17046825.00	17450584.00	39.40	571467.00	21195356.00	21766823.00	40.47	1762638.00	24671642.00	26434280.00	43.21
14	MADHYA PRADESH	686164.00	6695714.00	7381878.00	20.81	1979374.00	10637592.00	12616966.00	23.99	2506787.00	12618122.00	15124909.00	25.23
15	MAHARASHTRA	1766192.00	52355384.00	54121576.00	40.39	2372494.00	60201393.00	62573887.00	39.24	790816.00	78786144.00	79576960.00	41.96
16	MANIPUR	86372.00	923798.00	1010170.00	27.43	76469.00	1117940.00	1194409.00	29.89	154830.00	1338805.00	1493635.00	33.27
17	MEGHALAYA	183438.00	663650.00	847088.00	25.87	437560.00	780894.00	1218454.00	29.59	378360.00	1136921.00	1515281.00	30.18
18	MIZORAM	310916.00	403137.00	714053.00	25.28	358717.00	528300.00	887017.00	27.16	443140.00	647040.00	1090180.00	26.13
19	NAGALAND	94300.00	787055.00	881355.00	26.29	84648.00	711620.00	796268.00	22.76	105100.00	771500.00	876600.00	23.74
20	ORISSA	1175888.00	5766873.00	6942761.00	23.54	913330.00	11147644.00	12060974.00	27.10	1035159.00	13328109.00	14363268.00	26.47
21	PUNJAB	414842.00	17129009.00	17543851.00	66.64	597000.00	19400281.00	19997281.00	65.33	430400.00	22023367.00	22453767.00	61.76
22	RAJASTHAN	279538.00	17234091.00	17513629.00	32.73	632150.00	23391953.00	24024103.00	32.65	836745.00	29317772.00	30154517.00	34.16
23	SIKKIM	372608.00	626526.00	999134.00	44.00	530536.00	739522.00	1270058.00	46.47	404545.00	747169.00	1151714.00	34.06
24	TAMIL NADU	2000129.00	25032917.00	27033046.00	40.27	1223270.00	34712275.00	35935545.00	39.31	2669345.00	39669790.00	42339135.00	40.54
25	TRIPURA	118323.00	2259296.00	2377619.00	48.08	174324.00	2605736.00	2780060.00	46.62	251950.00	3505152.00	3757102.00	47.90
26	UTTARAKHAND	1505824.00	4857100.00	6362924.00	41.55	609738.00	1380833.00	1990571.00	17.67	1347418.00	12106730.00	13454148.00	47.35
27	UTTAR PRADESH	831701.00	27365094.00	28196795.00	25.10	3471114.00	32934072.00	36405186.00	26.87	3818664.00	43151337.00	46970001.00	27.59
28	WEST BENGAL	162183.00	29878054.00	30040237.00	45.49	456900.00	33965182.00	34422082.00	47.18	257513.00	49923545.00	50181058.00	45.82
TOTAL STATES		19533619.00	297731698.00	317265317.00	33.11	28693579.00	364568089.00	393261668.00	32.72	45538472.00	455295766.00	500834238.00	34.41
29	A. & N. ISLANDS	114625.00	345269.00	459894.00	35.68	179254.00	485509.00	664763.00	33.78	224123.00	637805.00	861928.00	35.33
30	CHANDIGARH	61156.00	362602.00	423758.00	19.29	76943.00	410650.00	487593.00	20.13	61900.00	595786.00	657686.00	22.25
31	DADRA & NAGAR HAVELI	34292.00	28826.00	63118.00	21.10	45500.00	39700.00	85200.00	19.22	103000.00	49300.00	152300.00	26.97
32	DAMAN & DIU	16437.00	64165.00	80602.00	38.35	24600.00	70600.00	95200.00	34.61	35000.00	91400.00	126400.00	35.78
33	DELHI	1292269.00	9990117.00	11282386.00	53.12	2037250.00	16083583.00	18120833.00	62.68	2149600.00	21153372.00	23302972.00	66.42
34	LAKSHADWEEP	27082.00	247582.00	274664.00	79.26	60560.00	411227.00	471787.00	80.99	61959.00	481200.00	543159.00	82.56
35	PUDUCHERRY	235553.00	516757.00	752310.00	32.58	383459.00	826505.00	1209964.00	36.08	395642.00	789082.00	1184724.00	32.85
TOTAL U.T.		1781414.00	11555318.00	13336732.00	47.82	2807566.00	18327774.00	21135340.00	55.69	3031224.00	23797945.00	26829169.00	58.75
TOTAL (STATE & UTS)		21315033.00	309287016.00	330602049.00	33.53	31501145.00	382895863.00	414397008.00	33.42	48569696.00	479093711.00	527663407.00	35.15
CENTRE TOTAL		15349600.00	9923300.00	25272900.00	9.44	34724900.00	15195700.00	49920600.00	13.13	46489900.00	22901500.00	69391400.00	15.58
GRAND TOTAL		36664633.00	319210316.00	355874949.00	28.38	66226045.00	398091563.00	464317608.00	28.66	95059596.00	501995211.00	597054807.00	30.67

STATEMENT NO. (10): PLAN & NON-PLAN BUDGETED EXPENDITURE ON SECONDARY EDUCATION (Sub-head wise)

ACCOUNT: REVENUE ACCOUNT
PROGRAM: DIRECTION, INSPECTION & ADMINISTRATION

(RUPEES IN THOUSANDS)

SL. NO.	STATE/UNION TERRITORY	2007-08(ACTUALS)				2008-09(R.E.)				2009-10(B.E.)			
		PLAN	NON-PLAN	TOTAL	% AGE TO TOTAL EXP. ON SEC. EDN.	PLAN	NON-PLAN	TOTAL	% AGE TO TOTAL EXP. ON SEC. EDN.	PLAN	NON-PLAN	TOTAL	% AGE TO TOTAL EXP. ON SEC. EDN.
1	ANDHRA PRADESH	0.00	6936.00	6936.00	0.04	0.00	7877.00	7877.00	0.03	0.00	7742.00	7742.00	0.03
2	ARUNACHAL PRADESH
3	ASSAM	273978.00	738312.00	1012290.00	12.71	1000.00	1187357.00	1188357.00	11.74	2000.00	806272.00	808272.00	7.31
4	BIHAR	1000.00	200396.00	201396.00	2.34	2500.00	229714.00	232214.00	2.41	155001.00	280997.00	435998.00	3.02
5	CHHATTISGARH
6	GOA	0.00	0.00	0.00	0.00	0.00	302.00	302.00	0.01	0.00	302.00	302.00	0.01
7	GUJARAT	0.00	41123.00	41123.00	0.26	0.00	37639.00	37639.00	0.23	1847.00	49108.00	50955.00	0.33
8	HARYANA	191661.00	152748.00	344409.00	3.92	192700.00	247041.00	439741.00	3.22	138100.00	314810.00	452910.00	2.53
9	HIMACHAL PRADESH	0.00	75905.00	75905.00	1.70	0.00	120144.00	120144.00	2.22	0.00	129197.00	129197.00	2.27
10	JAMMU & KASHMIR	0.00	4919242.00	4919242.00	99.45	0.00	5516791.00	5516791.00	98.20	0.00	7499946.00	7499946.00	94.58
11	JHARKHAND	0.00	72673.00	72673.00	2.46	0.00	102626.00	102626.00	2.09	0.00	130259.00	130259.00	2.57
12	KARNATAKA	18547.00	155889.00	174436.00	0.87	21525.00	194473.00	215998.00	0.83	26506.00	191816.00	218322.00	0.77
13	KERALA	7303.00	585384.00	592687.00	3.40	71500.00	637652.00	709152.00	3.26	73000.00	703419.00	776419.00	2.94
14	MADHYA PRADESH	0.00	36374.00	36374.00	0.49	40450.00	56785.00	97235.00	0.77	25500.00	53961.00	79461.00	0.53
15	MAHARASHTRA	0.00	202010.00	202010.00	0.37	0.00	218408.00	218408.00	0.35	0.00	277497.00	277497.00	0.35
16	MANIPUR	8101.00	9331.00	17432.00	1.73	9944.00	4241.00	14185.00	1.19	5500.00	4990.00	10490.00	0.70
17	MEGHALAYA	2765.00	30563.00	33328.00	3.93	6281.00	34210.00	40491.00	3.32	12100.00	51401.00	63501.00	4.19
18	MIZORAM	7545.00	13254.00	20799.00	2.91	3040.00	16520.00	19560.00	2.21	3040.00	19270.00	22310.00	2.05
19	NAGALAND	20100.00	178071.00	198171.00	22.48	20448.00	188020.00	208468.00	26.18	25700.00	205378.00	231078.00	26.36
20	ORISSA	0.00	87092.00	87092.00	1.25	0.00	134350.00	134350.00	1.11	0.00	161696.00	161696.00	1.13
21	PUNJAB	0.00	193490.00	193490.00	1.10	0.00	225978.00	225978.00	1.13	0.00	242028.00	242028.00	1.08
22	RAJASTHAN	18336.00	363346.00	381682.00	2.18	25401.00	533379.00	558780.00	2.33	34160.00	631925.00	666085.00	2.21
23	SIKKIM	25365.00	33374.00	58739.00	5.88	25930.00	40803.00	66733.00	5.25	28200.00	38123.00	66323.00	5.76
24	TAMIL NADU	112.00	433533.00	433645.00	1.60	80.00	550108.00	550188.00	1.53	80.00	614678.00	614758.00	1.45
25	TRIPURA	0.00	1122.00	1122.00	0.05	0.00	1250.00	1250.00	0.04	50.00	1625.00	1675.00	0.04
26	UTTARAKHAND	120035.00	90843.00	210878.00	3.31	65008.00	30003.00	95011.00	4.77	154303.00	153072.00	307375.00	2.28
27	UTTAR PRADESH	32413.00	442498.00	474911.00	1.68	4.00	471487.00	471491.00	1.30	0.00	586754.00	586754.00	1.25
28	WEST BENGAL	75.00	451454.00	451529.00	1.50	10000.00	581432.00	591432.00	1.72	5000.00	625979.00	630979.00	1.26
TOTAL STATES		727336.00	9514963.00	10242299.00	3.23	495811.00	11368590.00	11864401.00	3.02	690087.00	13782245.00	14472332.00	2.89
29	A. & N. ISLANDS
30	CHANDIGARH	0.00	11022.00	11022.00	2.60	0.00	8900.00	8900.00	1.83	0.00	13150.00	13150.00	2.00
31	DADRA & NAGAR HAVELI	28043.00	27526.00	55569.00	88.04	39450.00	38200.00	77650.00	91.14	70250.00	47750.00	118000.00	77.48
32	DAMAN & DIU	15188.00	36625.00	51813.00	64.28	18700.00	42900.00	61600.00	64.71	26600.00	53700.00	80300.00	63.53
33	DELHI	8604.00	70459.00	79063.00	0.70	10100.00	107478.00	117578.00	0.65	10100.00	146134.00	156234.00	0.67
34	LAKSHADWEEP
35	PUDUCHERRY	3290.00	25517.00	28807.00	3.83	4502.00	37179.00	41681.00	3.44	6795.00	37179.00	43974.00	3.71
TOTAL U.T.		55125.00	171149.00	226274.00	1.70	72752.00	234657.00	307409.00	1.45	113745.00	297913.00	411658.00	1.53
TOTAL (STATE & UTS)		782461.00	9686112.00	10468573.00	3.17	568563.00	11603247.00	12171810.00	2.94	803832.00	14080158.00	14883990.00	2.82

STATEMENT NO. (10): PLAN & NON-PLAN BUDGETED EXPENDITURE ON SECONDARY EDUCATION (Sub-head wise)

ACCOUNT: REVENUE ACCOUNT
PROGRAM: GOVERNMENT SECONDARY SCHOOLS

(RUPEES IN THOUSANDS)

SL. NO.	STATE/UNION TERRITORY	2007-08(ACTUALS)				2008-09(R.E.)				2009-10(B.E.)			
		PLAN	NON-PLAN	TOTAL	% AGE TO TOTAL EXP. ON SEC. EDN.	PLAN	NON-PLAN	TOTAL	% AGE TO TOTAL EXP. ON SEC. EDN.	PLAN	NON-PLAN	TOTAL	% AGE TO TOTAL EXP. ON SEC. EDN.
1	ANDHRA PRADESH	119558.00	1841813.00	1961371.00	10.87	452260.00	2228876.00	2681136.00	11.80	2460151.00	2542832.00	5002983.00	16.17
2	ARUNACHAL PRADESH	206781.00	249274.00	456055.00	69.87	61355.00	434343.00	495698.00	76.11	69600.00	458902.00	528502.00	74.36
3	ASSAM	0.00	246326.00	246326.00	3.09	500.00	390373.00	390873.00	3.86	0.00	430114.00	430114.00	3.89
4	BIHAR	10000.00	6010566.00	6020566.00	70.09	20000.00	7902449.00	7922449.00	82.18	0.00	9845902.00	9845902.00	68.22
5	CHHATTISGARH	1735489.00	894336.00	2629825.00	80.31	2926435.00	1065100.00	3991535.00	74.18	6002830.00	1345700.00	7348530.00	82.92
6	GOA	6918.00	200197.00	207115.00	10.50	8000.00	262111.00	270111.00	10.17	10000.00	304146.00	314146.00	9.52
7	GUJARAT	17160.00	570388.00	587548.00	3.66	114908.00	541585.00	656493.00	3.98	714552.00	660146.00	1374698.00	8.78
8	HARYANA	777648.00	6590490.00	7368138.00	83.81	1106908.00	10221182.00	11328090.00	82.97	1414213.00	13475670.00	14889883.00	83.08
9	HIMACHAL PRADESH	51222.00	3690970.00	3742192.00	83.84	0.00	4322365.00	4322365.00	79.91	0.00	4727921.00	4727921.00	83.00
10	JAMMU & KASHMIR	0.00	0.00	0.00	0.00	73100.00	0.00	73100.00	1.30	400000.00	0.00	400000.00	5.04
11	JHARKHAND	145121.00	1906163.00	2051284.00	69.48	34900.00	3976430.00	4011330.00	81.86	534150.00	3184813.00	3718963.00	73.37
12	KARNATAKA	759001.00	1528838.00	2287839.00	11.36	599434.00	2045534.00	2644968.00	10.14	1045244.00	2440345.00	3485589.00	12.31
13	KERALA	95951.00	5326925.00	5422876.00	31.08	120000.00	7318168.00	7438168.00	34.17	258000.00	8882387.00	9140387.00	34.58
14	MADHYA PRADESH	477433.00	5635332.00	6112765.00	82.81	1215338.00	6804511.00	8019849.00	63.56	1216792.00	8347663.00	9564455.00	63.24
15	MAHARASHTRA	0.00	75045.00	75045.00	0.14	200.00	87555.00	87755.00	0.14	67.00	95070.00	95137.00	0.12
16	MANIPUR	0.00	848898.00	848898.00	84.04	0.00	1060442.00	1060442.00	88.78	0.00	1272259.00	1272259.00	85.18
17	MEGHALAYA	31619.00	139210.00	170829.00	20.17	46158.00	146580.00	192738.00	15.82	68367.00	218746.00	287113.00	18.95
18	MIZORAM	152621.00	351143.00	503764.00	70.55	187200.00	456550.00	643750.00	72.57	218600.00	574530.00	793130.00	72.75
19	NAGALAND	24100.00	569354.00	593454.00	67.33	25900.00	483107.00	509007.00	63.92	23350.00	522612.00	545962.00	62.28
20	ORISSA	179476.00	5463759.00	5643235.00	81.28	239033.00	8925324.00	9164357.00	75.98	275323.00	10709140.00	10984463.00	76.48
21	PUNJAB	403981.00	15407059.00	15811040.00	90.12	597000.00	18090198.00	18687198.00	93.45	253250.00	20694524.00	20947774.00	93.29
22	RAJASTHAN	233656.00	15393833.00	15627489.00	89.23	566177.00	21022151.00	21588328.00	89.86	756317.00	26563357.00	27319674.00	90.60
23	SIKKIM	9756.00	0.00	9756.00	0.98	93068.00	0.00	93068.00	7.33	12100.00	0.00	12100.00	1.05
24	TAMIL NADU	1554118.00	15324825.00	16878943.00	62.44	694479.00	21610025.00	22304504.00	62.07	1668366.00	24636827.00	26305193.00	62.13
25	TRIPURA	18293.00	0.00	18293.00	0.77	33833.00	0.00	33833.00	1.22	47499.00	0.00	47499.00	1.26
26	UTTARAKHAND	1154846.00	3697114.00	4851960.00	76.25	402081.00	1280025.00	1682106.00	84.50	900969.00	9591470.00	10492439.00	77.99
27	UTTAR PRADESH	20078.00	2416599.00	2436677.00	8.64	198467.00	2744015.00	2942482.00	8.08	157279.00	3429344.00	3586623.00	7.64
28	WEST BENGAL	3488.00	378706.00	382194.00	1.27	10000.00	420134.00	430134.00	1.25	0.00	601405.00	601405.00	1.20
	TOTAL STATES	8188314.00	94757163.00	102945477.00	32.45	9826734.00	123839133.00	133665867.00	33.99	18507019.00	155555825.00	174062844.00	34.75
29	A. & N. ISLANDS	88773.00	312389.00	401162.00	87.23	139768.00	429365.00	569133.00	85.61	184900.00	566312.00	751212.00	87.15
30	CHANDIGARH	42852.00	325471.00	368323.00	86.92	57543.00	359768.00	417311.00	85.59	45900.00	555165.00	601065.00	91.39
31	DADRA & NAGAR HAVELI
32	DAMAN & DIU
33	DELHI	0.00	3680094.00	3680094.00	32.62	0.00	8020450.00	8020450.00	44.26	0.00	10482250.00	10482250.00	44.98
34	LAKSHADWEEP	19582.00	117436.00	137018.00	49.89	46110.00	181027.00	227137.00	48.14	61958.00	220450.00	282408.00	51.99
35	PUDUCHERRY	208255.00	361255.00	569510.00	75.70	327502.00	566087.00	893589.00	73.85	376999.00	536097.00	913096.00	77.07
	TOTAL U.T.	359462.00	4796645.00	5156107.00	38.66	570923.00	9556697.00	10127620.00	47.92	669757.00	12360274.00	13030031.00	48.57
	TOTAL (STATE & UTS)	8547776.00	99553808.00	108101584.00	32.70	10397657.00	133395830.00	143793487.00	34.70	19176776.00	167916099.00	187092875.00	35.46

STATEMENT NO. (10): PLAN & NON-PLAN BUDGETED EXPENDITURE ON SECONDARY EDUCATION (Sub-head wise)

ACCOUNT: REVENUE ACCOUNT
PROGRAM: ASSISTANCE TO NON-GOVT. SECONDARY SCHOOLS

(RUPEES IN THOUSANDS)

SL. NO.	STATE/UNION TERRITORY	2007-08(ACTUALS)				2008-09(R.E.)				2009-10(B.E.)			
		PLAN	NON-PLAN	TOTAL	% AGE TO TOTAL EXP. ON SEC. EDN.	PLAN	NON-PLAN	TOTAL	% AGE TO TOTAL EXP. ON SEC. EDN.	PLAN	NON-PLAN	TOTAL	% AGE TO TOTAL EXP. ON SEC. EDN.
1	ANDHRA PRADESH	1930.00	2537801.00	2539731.00	14.07	2123.00	2970769.00	2972892.00	13.09	40623.00	3195944.00	3236567.00	10.46
2	ARUNACHAL PRADESH	114249.00	0.00	114249.00	17.50	0.00	60015.00	60015.00	9.21	60000.00	0.00	60000.00	8.44
3	ASSAM	7172.00	6667604.00	6674776.00	83.81	128000.00	8332363.00	8460363.00	83.58	14150.00	9106519.00	9120669.00	82.51
4	BIHAR	0.00	227859.00	227859.00	2.65	0.00	252000.00	252000.00	2.61	0.00	354952.00	354952.00	2.46
5	CHHATTISGARH	82981.00	187784.00	270765.00	8.27	109685.00	290000.00	399685.00	7.43	117600.00	400000.00	517600.00	5.84
6	GOA	2626.00	1464607.00	1467233.00	74.39	4052.00	1891954.00	1896006.00	71.37	4050.00	2474201.00	2478251.00	75.12
7	GUJARAT	309520.00	14166625.00	14476145.00	90.12	583486.00	13859600.00	14443086.00	87.63	791977.00	12188036.00	12980013.00	82.92
8	HARYANA	0.00	405129.00	405129.00	4.61	0.00	547000.00	547000.00	4.01	0.00	830000.00	830000.00	4.63
9	HIMACHAL PRADESH	0.00	73321.00	73321.00	1.64	0.00	55000.00	55000.00	1.02	0.00	55000.00	55000.00	0.97
10	JAMMU & KASHMIR	0.00	7200.00	7200.00	0.15	0.00	7000.00	7000.00	0.12	0.00	7500.00	7500.00	0.09
11	JHARKHAND	0.00	507420.00	507420.00	17.19	0.00	520000.00	520000.00	10.61	0.00	499535.00	499535.00	9.85
12	KARNATAKA	99125.00	1672214.00	1771339.00	8.80	150000.00	2230771.00	2380771.00	9.12	202400.00	2320002.00	2522402.00	8.91
13	KERALA	0.00	10255745.00	10255745.00	58.77	0.00	11897005.00	11897005.00	54.66	0.00	13650760.00	13650760.00	51.64
14	MADHYA PRADESH	0.00	125315.00	125315.00	1.70	0.00	164876.00	164876.00	1.31	0.00	183195.00	183195.00	1.21
15	MAHARASHTRA	1672968.00	49092475.00	50765443.00	93.80	1921355.00	56198258.00	58119613.00	92.88	640451.00	73774124.00	74414575.00	93.51
16	MANIPUR	34400.00	59669.00	94069.00	9.31	11900.00	45385.00	57285.00	4.80	5600.00	47546.00	53146.00	3.56
17	MEGHALAYA	144756.00	488497.00	633253.00	74.76	214971.00	587128.00	802099.00	65.83	198343.00	849290.00	1047633.00	69.14
18	MIZORAM	91687.00	1687.00	93374.00	13.08	99900.00	5940.00	105840.00	11.93	165500.00	0.00	165500.00	15.18
19	NAGALAND	40000.00	0.00	40000.00	4.54	4000.00	0.00	4000.00	0.50	25000.00	0.00	25000.00	2.85
20	ORISSA	572641.00	96031.00	668672.00	9.63	265457.00	1368756.00	1634213.00	13.55	679900.00	2049243.00	2729143.00	19.00
21	PUNJAB	0.00	1452234.00	1452234.00	8.28	0.00	996246.00	996246.00	4.98	0.00	996246.00	996246.00	4.44
22	RAJASTHAN	305.00	460063.00	460368.00	2.63	1.00	457815.00	457816.00	1.91	1.00	457100.00	457101.00	1.52
23	SIKKIM	7575.00	0.00	7575.00	0.76	11885.00	0.00	11885.00	0.94	7000.00	0.00	7000.00	0.61
24	TAMIL NADU	0.00	8749472.00	8749472.00	32.37	0.00	11996523.00	11996523.00	33.38	0.00	13836626.00	13836626.00	32.68
25	TRIPURA	0.00	0.00	0.00	0.00	0.00	0.00	0.00	0.00	2100.00	0.00	2100.00	0.06
26	UTTARAKHAND	141558.00	991678.00	1133236.00	17.81	42280.00	19229.00	61509.00	3.09	125491.00	2245000.00	2370491.00	17.62
27	UTTAR PRADESH	665126.00	23251078.00	23916204.00	84.82	678764.00	25259536.00	25938300.00	71.25	484763.00	31156252.00	31641015.00	67.36
28	WEST BENGAL	79170.00	28798515.00	28877685.00	96.13	226300.00	32538762.00	32765062.00	95.19	57548.00	48167873.00	48225421.00	96.10
TOTAL STATES		4067789.00	151740023.00	155807812.00	49.11	4454159.00	172551931.00	177006090.00	45.01	3622497.00	218844944.00	222467441.00	44.42
29	A. & N. ISLANDS	15756.00	21331.00	37087.00	8.06	28436.00	40670.00	69106.00	10.40	29300.00	55111.00	84411.00	9.79
30	CHANDIGARH	0.00	25870.00	25870.00	6.10	0.00	41500.00	41500.00	8.51	0.00	27000.00	27000.00	4.11
31	DADRA & NAGAR HAVELI	0.00	0.00	0.00	0.00	0.00	0.00	0.00	0.00	22700.00	0.00	22700.00	14.90
32	DAMAN & DIU	0.00	27540.00	27540.00	34.17	0.00	27700.00	27700.00	29.10	0.00	37700.00	37700.00	29.83
33	DELHI	0.00	1265053.00	1265053.00	11.21	0.00	0.00	0.00	0.00	0.00	0.00	0.00	0.00
34	LAKSHADWEEP	0.00	0.00	0.00	0.00	0.00	0.00	0.00	0.00	0.00	0.00	0.00	0.00
35	PUDUCHERRY	0.00	126957.00	126957.00	16.88	0.00	219315.00	219315.00	18.13	0.00	209829.00	209829.00	17.71
TOTAL U.T.		15756.00	1466751.00	1482507.00	11.12	28436.00	329185.00	357621.00	1.69	52000.00	329640.00	381640.00	1.42
TOTAL (STATE & UTs)		4083545.00	153206774.00	157290319.00	47.58	4482595.00	172881116.00	177363711.00	42.80	3674497.00	219174584.00	222849081.00	42.23

STATEMENT NO. (10): PLAN & NON-PLAN BUDGETED EXPENDITURE ON SECONDARY EDUCATION (Sub-head wise)

ACCOUNT: REVENUE ACCOUNT
PROGRAM: ASSISTANCE TO LOCAL BODIES FOR SECONDARY EDUCATION

(RUPEES IN THOUSANDS)

SL. NO.	STATE/UNION TERRITORY	2007-08(ACTUALS)				2008-09(R.E.)				2009-10(B.E.)			
		PLAN	NON-PLAN	TOTAL	% AGE TO TOTAL EXP. ON SEC. EDN.	PLAN	NON-PLAN	TOTAL	% AGE TO TOTAL EXP. ON SEC. EDN.	PLAN	NON-PLAN	TOTAL	% AGE TO TOTAL EXP. ON SEC. EDN.
1	ANDHRA PRADESH	0.00	11959977.00	11959977.00	66.27	0.00	14719969.00	14719969.00	64.80	0.00	16551368.00	16551368.00	53.48
2	ARUNACHAL PRADESH
3	ASSAM
4	BIHAR	0.00	686937.00	686937.00	8.00	0.00	940884.00	940884.00	9.76	0.00	2372100.00	2372100.00	16.44
5	CHHATTISGARH	122999.00	151199.00	274198.00	8.37	564515.00	220000.00	784515.00	14.58	466500.00	235000.00	701500.00	7.92
6	GOA
7	GUJARAT	0.00	669584.00	669584.00	4.17	0.00	629000.00	629000.00	3.82	0.00	684456.00	684456.00	4.37
8	HARYANA
9	HIMACHAL PRADESH
10	JAMMU & KASHMIR
11	JHARKHAND
12	KARNATAKA	924581.00	13276426.00	14201007.00	70.54	1744054.00	17090004.00	18834058.00	72.18	2371251.00	16824009.00	19195260.00	67.78
13	KERALA	0.00	24888.00	24888.00	0.14	0.00	23600.00	23600.00	0.11	0.00	28450.00	28450.00	0.11
14	MADHYA PRADESH	0.00	857137.00	857137.00	11.61	267572.00	3560505.00	3828077.00	30.34	180559.00	3974433.00	4154992.00	27.47
15	MAHARASHTRA	32349.00	2750128.00	2782477.00	5.14	2937.00	3381576.00	3384513.00	5.41	979.00	4255344.00	4256323.00	5.35
16	MANIPUR	12695.00	170.00	12865.00	1.27	19500.00	270.00	19770.00	1.66	20000.00	270.00	20270.00	1.36
17	MEGHALAYA
18	MIZORAM
19	NAGALAND
20	ORISSA
21	PUNJAB
22	RAJASTHAN
23	SIKKIM
24	TAMIL NADU	0.00	0.00	0.00	0.00	1.00	0.00	1.00	0.00	1.00	0.00	1.00	0.00
25	TRIPURA	0.00	9000.00	9000.00	0.38	0.00	15300.00	15300.00	0.55	200.00	20000.00	20200.00	0.54
26	UTTARAKHAND
27	UTTAR PRADESH
28	WEST BENGAL
TOTAL STATES		1092624.00	30385446.00	31478070.00	9.92	2598579.00	40581108.00	43179687.00	10.98	3039490.00	44945430.00	47984920.00	9.58
29	A. & N. ISLANDS	1482.00	0.00	1482.00	0.32	6530.00	0.00	6530.00	0.98	6550.00	0.00	6550.00	0.76
30	CHANDIGARH
31	DADRA & NAGAR HAVELI
32	DAMAN & DIU
33	DELHI	1200.00	192202.00	193402.00	1.71	0.00	198512.00	198512.00	1.10	0.00	476238.00	476238.00	2.04
34	LAKSHADWEEP	7500.00	130000.00	137500.00	50.06	14450.00	230000.00	244450.00	51.81	1.00	260000.00	260001.00	47.87
35	PUDUCHERRY
TOTAL U.T.		10182.00	322202.00	332384.00	2.49	20980.00	428512.00	449492.00	2.13	6551.00	736238.00	742789.00	2.77
TOTAL (STATE & UTs)		1102806.00	30707648.00	31810454.00	9.62	2619559.00	41009620.00	43629179.00	10.53	3046041.00	45681668.00	48727709.00	9.23

STATEMENT NO. (10): PLAN & NON-PLAN BUDGETED EXPENDITURE ON SECONDARY EDUCATION (Sub-head wise)

ACCOUNT: REVENUE ACCOUNT
PROGRAM: SCHOLARSHIPS

(RUPEES IN THOUSANDS)

SL. NO.	STATE/UNION TERRITORY	2007-08(ACTUALS)				2008-09(R.E.)				2009-10(B.E.)			
		PLAN	NON-PLAN	TOTAL	% AGE TO TOTAL EXP. ON SEC. EDN.	PLAN	NON-PLAN	TOTAL	% AGE TO TOTAL EXP. ON SEC. EDN.	PLAN	NON-PLAN	TOTAL	% AGE TO TOTAL EXP. ON SEC. EDN.
1	ANDHRA PRADESH	0.00	13633.00	13633.00	0.08	0.00	15383.00	15383.00	0.07	0.00	15383.00	15383.00	0.05
2	ARUNACHAL PRADESH	39374.00	0.00	39374.00	6.03	30000.00	0.00	30000.00	4.61	60500.00	0.00	60500.00	8.51
3	ASSAM	0.00	24674.00	24674.00	0.31	1275.00	7600.00	8875.00	0.09	2300.00	8600.00	10900.00	0.10
4	BIHAR	0.00	15226.00	15226.00	0.18	0.00	22000.00	22000.00	0.23	0.00	22000.00	22000.00	0.15
5	CHHATTISGARH	84.00	627.00	711.00	0.02	14971.00	1000.00	15971.00	0.30	13000.00	1000.00	14000.00	0.16
6	GOA	0.00	3430.00	3430.00	0.17	0.00	2750.00	2750.00	0.10	0.00	2750.00	2750.00	0.08
7	GUJARAT	399.00	0.00	399.00	0.00	600.00	0.00	600.00	0.00	1800.00	0.00	1800.00	0.01
8	HARYANA	244223.00	550.00	244773.00	2.78	58970.00	550.00	59520.00	0.44	433330.00	550.00	433880.00	2.42
9	HIMACHAL PRADESH
10	JAMMU & KASHMIR	0.00	20129.00	20129.00	0.41	0.00	20837.00	20837.00	0.37	0.00	22237.00	22237.00	0.28
11	JHARKHAND	150.00	0.00	150.00	0.01	150.00	0.00	150.00	0.00	150.00	0.00	150.00	0.00
12	KARNATAKA	23000.00	27090.00	50090.00	0.25	13000.00	28174.00	41174.00	0.16	15000.00	28174.00	43174.00	0.15
13	KERALA	48647.00	7135.00	55782.00	0.32	20001.00	9000.00	29001.00	0.13	665338.00	9000.00	674338.00	2.55
14	MADHYA PRADESH
15	MAHARASHTRA	0.00	28720.00	28720.00	0.05	0.00	38373.00	38373.00	0.06	0.00	40418.00	40418.00	0.05
16	MANIPUR	0.00	2473.00	2473.00	0.24	0.00	3624.00	3624.00	0.30	0.00	9024.00	9024.00	0.60
17	MEGHALAYA	0.00	0.00	0.00	0.00	0.00	2951.00	2951.00	0.24	5100.00	3096.00	8196.00	0.54
18	MIZORAM	9000.00	8000.00	17000.00	2.38	12367.00	8150.00	20517.00	2.31	16000.00	8250.00	24250.00	2.22
19	NAGALAND	0.00	4043.00	4043.00	0.46	300.00	4035.00	4335.00	0.54	0.00	4035.00	4035.00	0.46
20	ORISSA	0.00	3860.00	3860.00	0.06	2.00	3860.00	3862.00	0.03	11700.00	3860.00	3860.00	0.03
21	PUNJAB	0.00	218.00	218.00	0.00	0.00	5765.00	5765.00	0.03	0.00	8265.00	8265.00	0.04
22	RAJASTHAN	12596.00	144195.00	156791.00	0.90	12700.00	147400.00	160100.00	0.67	14700.00	146500.00	161200.00	0.53
23	SIKKIM	199.00	0.00	199.00	0.02	2750.00	0.00	2750.00	0.22	1200.00	0.00	1200.00	0.10
24	TAMIL NADU	15883.00	13568.00	29451.00	0.11	56846.00	17634.00	74480.00	0.21	62685.00	17634.00	80319.00	0.19
25	TRIPURA	11595.00	0.00	11595.00	0.49	17729.00	0.00	17729.00	0.64	18500.00	0.00	18500.00	0.49
26	UTTARAKHAND	277.00	2191.00	2468.00	0.04	243.00	2356.00	2599.00	0.13	610.00	2854.00	3464.00	0.03
27	UTTAR PRADESH	2368.00	10147.00	12515.00	0.04	18141.00	14000.00	32141.00	0.09	0.00	14000.00	14000.00	0.03
28	WEST BENGAL	0.00	176.00	176.00	0.00	20000.00	2183.00	22183.00	0.06	20000.00	2218.00	22218.00	0.04
	TOTAL STATES	407795.00	330085.00	737880.00	0.23	280045.00	357625.00	637670.00	0.16	1341913.00	369848.00	1711761.00	0.34
29	A. & N. ISLANDS	751.00	549.00	1300.00	0.28	400.00	1000.00	1400.00	0.21	400.00	1000.00	1400.00	0.16
30	CHANDIGARH	0.00	9.00	9.00	0.00	0.00	231.00	231.00	0.05	0.00	231.00	231.00	0.04
31	DADRA & NAGAR HAVELI	359.00	0.00	359.00	0.57	0.00	0.00	0.00	0.00	0.00	0.00	0.00	0.00
32	DAMAN & DIU
33	DELHI
34	LAKSHADWEEP
35	PUDUCHERRY	9883.00	1786.00	11669.00	1.55	9949.00	2004.00	11953.00	0.99	10877.00	2000.00	12877.00	1.09
	TOTAL U.T.	10993.00	2344.00	13337.00	0.10	10349.00	3235.00	13584.00	0.06	11277.00	3231.00	14508.00	0.05
	TOTAL (STATE & UTs)	418788.00	332429.00	751217.00	0.23	290394.00	360860.00	651254.00	0.16	1353190.00	373079.00	1726269.00	0.33

STATEMENT NO. (10): PLAN & NON-PLAN BUDGETED EXPENDITURE ON SECONDARY EDUCATION (Sub-head wise)

ACCOUNT: REVENUE ACCOUNT
PROGRAM: TEACHER'S TRAINING

(RUPEES IN THOUSANDS)

SL. NO.	STATE/UNION TERRITORY	2007-08(ACTUALS)				2008-09(R.E.)				2009-10(B.E.)			
		PLAN	NON-PLAN	TOTAL	% AGE TO TOTAL EXP. ON SEC. EDN.	PLAN	NON-PLAN	TOTAL	% AGE TO TOTAL EXP. ON SEC. EDN.	PLAN	NON-PLAN	TOTAL	% AGE TO TOTAL EXP. ON SEC. EDN.
1	ANDHRA PRADESH	403.00	134401.00	134804.00	0.75	8106.00	160824.00	168930.00	0.74	19280.00	172224.00	191504.00	0.62
2	ARUNACHAL PRADESH	14712.00	0.00	14712.00	2.25	33267.00	0.00	33267.00	5.11	25689.00	0.00	25689.00	3.61
3	ASSAM	45.00	3849.00	3894.00	0.05	1000.00	1118.00	2118.00	0.02	500.00	1266.00	1766.00	0.02
4	BIHAR
5	CHHATTISGARH	20159.00	20553.00	40712.00	1.24	39320.00	26810.00	66130.00	1.23	34390.00	34080.00	68470.00	0.77
6	GOA
7	GUJARAT	0.00	8328.00	8328.00	0.05	0.00	6670.00	6670.00	0.04	0.00	6441.00	6441.00	0.04
8	HARYANA	118348.00	34158.00	152506.00	1.73	218529.00	61801.00	280330.00	2.05	302823.00	85508.00	388331.00	2.17
9	HIMACHAL PRADESH
10	JAMMU & KASHMIR
11	JHARKHAND
12	KARNATAKA	3846.00	1660.00	5506.00	0.03	1000.00	1726.00	2726.00	0.01	1000.00	1795.00	2795.00	0.01
13	KERALA
14	MADHYA PRADESH	78416.00	41556.00	119972.00	1.63	199214.00	50915.00	250129.00	1.98	199844.00	58870.00	258714.00	1.71
15	MAHARASHTRA	2136.00	196982.00	199118.00	0.37	2400.00	265466.00	267866.00	0.43	800.00	329410.00	330210.00	0.41
16	MANIPUR	0.00	3257.00	3257.00	0.32	50.00	3978.00	4028.00	0.34	150.00	4716.00	4866.00	0.33
17	MEGHALAYA	2322.00	2825.00	5147.00	0.61	3000.00	5430.00	8430.00	0.69	5000.00	8042.00	13042.00	0.86
18	MIZORAM	7319.00	5811.00	13130.00	1.84	8150.00	7520.00	15670.00	1.77	40000.00	43740.00	83740.00	7.68
19	NAGALAND
20	ORISSA	0.00	107771.00	107771.00	1.55	0.00	172183.00	172183.00	1.43	0.00	206524.00	206524.00	1.44
21	PUNJAB	10861.00	200.00	11061.00	0.06	0.00	6094.00	6094.00	0.03	0.00	6304.00	6304.00	0.03
22	RAJASTHAN
23	SIKKIM	294630.00	593152.00	887782.00	88.86	284391.00	698719.00	983110.00	77.41	284800.00	709046.00	993846.00	86.29
24	TAMIL NADU	4625.00	49101.00	53726.00	0.20	1.00	66771.00	66772.00	0.19	1.00	71179.00	71180.00	0.17
25	TRIPURA	86595.00	2074236.00	2160831.00	90.88	116854.00	2381651.00	2498505.00	89.87	178701.00	3223987.00	3402688.00	90.57
26	UTTARAKHAND
27	UTTAR PRADESH	0.00	11753.00	11753.00	0.04	0.00	138.00	138.00	0.00	0.00	138.00	138.00	0.00
28	WEST BENGAL	0.00	38457.00	38457.00	0.13	0.00	50826.00	50826.00	0.15	0.00	56652.00	56652.00	0.11
TOTAL STATES		644417.00	3328050.00	3972467.00	1.25	915282.00	3968640.00	4883922.00	1.24	1092978.00	5019922.00	6112900.00	1.22
29	A. & N. ISLANDS
30	CHANDIGARH	0.00	230.00	230.00	0.05	0.00	251.00	251.00	0.05	0.00	240.00	240.00	0.04
31	DADRA & NAGAR HAVELI	30.00	0.00	30.00	0.05	50.00	0.00	50.00	0.06	50.00	0.00	50.00	0.03
32	DAMAN & DIU
33	DELHI	58282.00	0.00	58282.00	0.52	87000.00	0.00	874000.00	4.82	92000.00	0.00	92000.00	0.39
34	LAKSHADWEEP
35	PUDUCHERRY	4790.00	0.00	4790.00	0.64	9937.00	0.00	9937.00	0.82	1.00	0.00	1.00	0.00
TOTAL U.T.		63102.00	230.00	63332.00	0.47	96987.00	251.00	97238.00	0.46	92051.00	240.00	92291.00	0.34
TOTAL (STATE & UTs)		707519.00	3328280.00	4035799.00	1.22	1012269.00	3968891.00	4981160.00	1.20	1185029.00	5020162.00	6205191.00	1.18

STATEMENT NO. (10): PLAN & NON-PLAN BUDGETED EXPENDITURE ON SECONDARY EDUCATION (Sub-head wise)

ACCOUNT: REVENUE ACCOUNT
PROGRAM: TEXTS BOOKS

(RUPEES IN THOUSANDS)

SL. NO.	STATE/UNION TERRITORY	2007-08(ACTUALS)				2008-09(R.E.)				2009-10(B.E.)			
		PLAN	NON-PLAN	TOTAL	% AGE TO TOTAL EXP. ON SEC. EDN.	PLAN	NON-PLAN	TOTAL	% AGE TO TOTAL EXP. ON SEC. EDN.	PLAN	NON-PLAN	TOTAL	% AGE TO TOTAL EXP. ON SEC. EDN.
1	ANDHRA PRADESH	0.00	651706.00	651706.00	3.61	0.00	866117.00	866117.00	3.81	0.00	873916.00	873916.00	2.82
2	ARUNACHAL PRADESH	24499.00	0.00	24499.00	3.75	25000.00	0.00	25000.00	3.84	30000.00	0.00	30000.00	4.22
3	ASSAM
4	BIHAR
5	CHHATTISGARH	41057.00	0.00	41057.00	1.25	73200.00	0.00	73200.00	1.36	90400.00	0.00	90400.00	1.02
6	GOA
7	GUJARAT	19200.00	0.00	19200.00	0.12	19200.00	0.00	19200.00	0.12	19200.00	0.00	19200.00	0.12
8	HARYANA
9	HIMACHAL PRADESH
10	JAMMU & KASHMIR
11	JHARKHAND
12	KARNATAKA	0.00	0.00	0.00	0.00	0.00	92596.00	92596.00	0.35	0.00	121290.00	121290.00	0.43
13	KERALA	0.00	392946.00	392946.00	2.25	0.00	552849.00	552849.00	2.54	0.00	505269.00	505269.00	1.91
14	MADHYA PRADESH	105234.00	0.00	105234.00	1.43	118000.00	0.00	118000.00	0.94	400549.00	0.00	400549.00	2.65
15	MAHARASHTRA
16	MANIPUR
17	MEGHALAYA	0.00	1169.00	1169.00	0.14	0.00	1297.00	1297.00	0.11	0.00	1574.00	1574.00	0.10
18	MIZORAM
19	NAGALAND	0.00	22678.00	22678.00	2.57	8000.00	23767.00	31767.00	3.99	0.00	25650.00	25650.00	2.93
20	ORISSA
21	PUNJAB
22	RAJASTHAN
23	SIKKIM	11151.00	0.00	11151.00	1.12	24000.00	0.00	24000.00	1.89	7000.00	0.00	7000.00	0.61
24	TAMIL NADU	182022.00	0.00	182022.00	0.67	182026.00	0.00	182026.00	0.51	200228.00	0.00	200228.00	0.47
25	TRIPURA
26	UTTARAKHAND
27	UTTAR PRADESH
28	WEST BENGAL	0.00	323.00	323.00	0.00	0.00	352.00	352.00	0.00	0.00	526.00	526.00	0.00
TOTAL STATES		383163.00	1068822.00	1451985.00	0.46	449426.00	1536978.00	1986404.00	0.51	747377.00	1528225.00	2275602.00	0.45
29	A. & N. ISLANDS	4366.00	1941.00	6307.00	1.37	3000.00	3574.00	6574.00	0.99	2773.00	4782.00	7555.00	0.88
30	CHANDIGARH
31	DADRA & NAGAR HAVELI
32	DAMAN & DIU
33	DELHI	227637.00	0.00	227637.00	2.02	392700.00	0.00	392700.00	2.17	370000.00	0.00	370000.00	1.59
34	LAKSHADWEEP
35	PUDUCHERRY
TOTAL U.T.		232003.00	1941.00	233944.00	1.75	395700.00	3574.00	399274.00	1.89	372773.00	4782.00	377555.00	1.41
TOTAL (STATE & UTs)		615166.00	1070763.00	1685929.00	0.51	845126.00	1540552.00	2385678.00	0.58	1120150.00	1533007.00	2653157.00	0.50

STATEMENT NO. (10): PLAN & NON-PLAN BUDGETED EXPENDITURE ON SECONDARY EDUCATION (Sub-head wise)

ACCOUNT: REVENUE ACCOUNT
PROGRAM: NON FORMAL EDUCATION

(RUPEES IN THOUSANDS)

SL. NO.	STATE/UNION TERRITORY	2007-08(ACTUALS)				2008-09(R.E.)				2009-10(B.E.)			
		PLAN	NON-PLAN	TOTAL	% AGE TO TOTAL EXP. ON SEC. EDN.	PLAN	NON-PLAN	TOTAL	% AGE TO TOTAL EXP. ON SEC. EDN.	PLAN	NON-PLAN	TOTAL	% AGE TO TOTAL EXP. ON SEC. EDN.
1	ANDHRA PRADESH
2	ARUNACHAL PRADESH
3	ASSAM
4	BIHAR
5	CHHATTISGARH
6	GOA
7	GUJARAT
8	HARYANA
9	HIMACHAL PRADESH
10	JAMMU & KASHMIR
11	JHARKHAND
12	KARNATAKA
13	KERALA
14	MADHYA PRADESH	25081.00	0.00	25081.00	0.34	80000.00	0.00	80000.00	0.63	80000.00	0.00	80000.00	0.53
15	MAHARASHTRA
16	MANIPUR
17	MEGHALAYA
18	MIZORAM	0.00	11553.00	11553.00	1.62	0.00	13220.00	13220.00	1.49	0.00	1250.00	1250.00	0.11
19	NAGALAND
20	ORISSA
21	PUNJAB
22	RAJASTHAN
23	SIKKIM
24	TAMIL NADU
25	TRIPURA
26	UTTARAKHAND
27	UTTAR PRADESH
28	WEST BENGAL
TOTAL STATES		25081.00	11553.00	36634.00	0.01	80000.00	13220.00	93220.00	0.02	80000.00	1250.00	81250.00	0.02
29	A. & N. ISLANDS	400.00	0.00	400.00	0.09	180.00	0.00	180.00	0.03	200.00	0.00	200.00	0.02
30	CHANDIGARH	18304.00	0.00	18304.00	4.32	19400.00	0.00	19400.00	3.98	16000.00	0.00	16000.00	2.43
31	DADRA & NAGAR HAVELI
32	DAMAN & DIU
33	DELHI
34	LAKSHADWEEP
35	PUDUCHERRY
TOTAL U.T.		18704.00	0.00	18704.00	0.14	19580.00	0.00	19580.00	0.09	16200.00	0.00	16200.00	0.06
TOTAL (STATE & UTs)		43785.00	11553.00	55338.00	0.02	99580.00	13220.00	112800.00	0.03	96200.00	1250.00	97450.00	0.02

STATEMENT NO. (10): PLAN & NON-PLAN BUDGETED EXPENDITURE ON SECONDARY EDUCATION (Sub-head wise)

ACCOUNT: REVENUE ACCOUNT
PROGRAM: OTHER EXPENDITURE

(RUPEES IN THOUSANDS)

SL. NO.	STATE/UNION TERRITORY	2007-08(ACTUALS)				2008-09(R.E.)				2009-10(B.E.)			
		PLAN	NON-PLAN	TOTAL	% AGE TO TOTAL EXP. ON SEC. EDN.	PLAN	NON-PLAN	TOTAL	% AGE TO TOTAL EXP. ON SEC. EDN.	PLAN	NON-PLAN	TOTAL	% AGE TO TOTAL EXP. ON SEC. EDN.
1	ANDHRA PRADESH	402643.00	375595.00	778238.00	4.31	938087.00	345048.00	1283135.00	5.65	4671144.00	396794.00	5067938.00	16.38
2	ARUNACHAL PRADESH	1329.00	2472.00	3801.00	0.58	3030.00	4270.00	7300.00	1.12	3000.00	3000.00	6000.00	0.84
3	ASSAM	1979.00	103.00	2082.00	0.03	70225.00	1777.00	72002.00	0.71	680550.00	1777.00	682327.00	6.17
4	BIHAR	0.00	1437183.00	1437183.00	16.73	33500.00	237200.00	270700.00	2.81	93500.00	1307800.00	1401300.00	9.71
5	CHHATTISGARH	2699.00	14714.00	17413.00	0.53	32500.00	17500.00	50000.00	0.93	104500.00	17500.00	122000.00	1.38
6	GOA	223142.00	71554.00	294696.00	14.94	384694.00	102712.00	487406.00	18.35	389454.00	114299.00	503753.00	15.27
7	GUJARAT	90848.00	170841.00	261689.00	1.63	540962.00	147839.00	688801.00	4.18	358020.00	177945.00	535965.00	3.42
8	HARYANA	146358.00	130000.00	276358.00	3.14	867894.00	130005.00	997899.00	7.31	777954.00	150005.00	927959.00	5.18
9	HIMACHAL PRADESH	177886.00	394132.00	572018.00	12.82	188569.00	723252.00	911821.00	16.86	186936.00	597477.00	784413.00	13.77
10	JAMMU & KASHMIR
11	JHARKHAND	310889.00	9995.00	320884.00	10.87	241950.00	24176.00	266126.00	5.43	693000.00	27200.00	720200.00	14.21
12	KARNATAKA	1254903.00	386300.00	1641203.00	8.15	1464049.00	417120.00	1881169.00	7.21	2294897.00	436048.00	2730945.00	9.64
13	KERALA	251858.00	453802.00	705660.00	4.04	359966.00	757082.00	1117048.00	5.13	766300.00	892357.00	1658657.00	6.27
14	MADHYA PRADESH	0.00	0.00	0.00	0.00	58800.00	0.00	58800.00	0.47	403543.00	0.00	403543.00	2.67
15	MAHARASHTRA	58739.00	10024.00	68763.00	0.13	445602.00	11757.00	457359.00	0.73	148519.00	14281.00	162800.00	0.20
16	MANIPUR	31176.00	0.00	31176.00	3.09	35075.00	0.00	35075.00	2.94	123580.00	0.00	123580.00	8.27
17	MEGHALAYA	1976.00	1386.00	3362.00	0.40	167150.00	3298.00	170448.00	13.99	89450.00	4772.00	94222.00	6.22
18	MIZORAM	42744.00	11689.00	54433.00	7.62	48060.00	20400.00	68460.00	7.72	0.00	0.00	0.00	0.00
19	NAGALAND	10100.00	12909.00	23009.00	2.61	26000.00	12691.00	38691.00	4.86	31050.00	13825.00	44875.00	5.12
20	ORISSA	423771.00	8360.00	432131.00	6.22	408838.00	543171.00	952009.00	7.89	68236.00	197646.00	265882.00	1.85
21	PUNJAB	0.00	75808.00	75808.00	0.43	0.00	76000.00	76000.00	0.38	177150.00	76000.00	253150.00	1.13
22	RAJASTHAN	14645.00	872654.00	887299.00	5.07	27871.00	1231208.00	1259079.00	5.24	31567.00	1518890.00	1550457.00	5.14
23	SIKKIM	23932.00	0.00	23932.00	2.40	88512.00	0.00	88512.00	6.97	64245.00	0.00	64245.00	5.58
24	TAMIL NADU	243369.00	462418.00	705787.00	2.61	289837.00	471214.00	761051.00	2.12	737984.00	492846.00	1230830.00	2.91
25	TRIPURA	1840.00	174938.00	176778.00	7.44	5908.00	207535.00	213443.00	7.68	4900.00	259540.00	264440.00	7.04
26	UTTARAKHAND	89108.00	75274.00	164382.00	2.58	100126.00	49220.00	149346.00	7.50	166045.00	114334.00	280379.00	2.08
27	UTTAR PRADESH	111716.00	1233019.00	1344735.00	4.77	2575738.00	4444896.00	7020634.00	19.28	3176622.00	7964849.00	11141471.00	23.72
28	WEST BENGAL	79450.00	210423.00	289873.00	0.96	190600.00	371493.00	562093.00	1.63	174965.00	468892.00	643857.00	1.28
TOTAL STATES		3997100.00	6595593.00	10592693.00	3.34	9593543.00	10350864.00	19944407.00	5.07	16417111.00	15248077.00	31665188.00	6.32
29	A. & N. ISLANDS	3097.00	9059.00	12156.00	2.64	940.00	10900.00	11840.00	1.78	0.00	10600.00	10600.00	1.23
30	CHANDIGARH
31	DADRA & NAGAR HAVELI	5860.00	1300.00	7160.00	11.34	6000.00	1500.00	7500.00	8.80	10000.00	1550.00	11550.00	7.58
32	DAMAN & DIU	1249.00	0.00	1249.00	1.55	5900.00	0.00	5900.00	6.20	8400.00	0.00	8400.00	6.65
33	DELHI	996546.00	4782309.00	5778855.00	51.22	1547450.00	7757143.00	9304593.00	51.35	1677500.00	10048750.00	11726250.00	50.32
34	LAKSHADWEEP	0.00	146.00	146.00	0.05	0.00	200.00	200.00	0.04	0.00	750.00	750.00	0.14
35	PUDUCHERRY	9335.00	1242.00	10577.00	1.41	31569.00	1920.00	33489.00	2.77	970.00	3977.00	4947.00	0.42
TOTAL U.T.		1016087.00	4794056.00	5810143.00	43.56	1591859.00	7771663.00	9363522.00	44.30	1696870.00	10065627.00	11762497.00	43.84
TOTAL (STATE & UTs)		5013187.00	11389649.00	16402836.00	4.96	11185402.00	18122527.00	29307929.00	7.07	18113981.00	25313704.00	43427685.00	8.23

STATEMENT NO. (11): PLAN & NON-PLAN BUDGETED EXPENDITURE ON ADULT EDUCATION

ACCOUNT: REVENUE ACCOUNT
PROGRAM: TOTAL EXPENDITURE

(RUPEES IN THOUSANDS)

SL. NO.	STATE/UNION TERRITORY	2007-08 (ACTUALS)				2008-09 (R. E.)				2009-10 (B. E.)			
		PLAN	NON-PLAN	TOTAL	% AGE TO TOTAL EXP. ON EDUCATION	PLAN	NON-PLAN	TOTAL	% AGE TO TOTAL EXP. ON EDUCATION	PLAN	NON-PLAN	TOTAL	% AGE TO TOTAL EXP. ON EDUCATION
1	ANDHRA PRADESH	122165.00	0.00	122165.00	0.21	10000.00	120385.00	130385.00	0.18	13800.00	139958.00	153758.00	0.18
2	ARUNACHAL PRADESH	16680.00	6674.00	23354.00	0.83	11300.00	19533.00	30833.00	0.99	18000.00	32614.00	50614.00	1.36
3	ASSAM	553.00	114524.00	115077.00	0.41	13200.00	148793.00	161993.00	0.44	13000.00	156452.00	169452.00	0.39
4	BIHAR	0.00	41836.00	41836.00	0.08	50000.00	45117.00	95117.00	0.14	120000.00	54336.00	174336.00	0.22
5	CHHATTISGARH	2362.00	0.00	2362.00	0.01	31315.00	0.00	31315.00	0.11	5600.00	0.00	5600.00	0.02
6	GOA	246.00	7542.00	7788.00	0.21	525.00	10165.00	10690.00	0.19	520.00	12165.00	12685.00	0.21
7	GUJARAT	12429.00	10672.00	23101.00	0.05	5775.00	10860.00	16635.00	0.03	214900.00	12916.00	227816.00	0.40
8	HARYANA	12500.00	5334.00	17834.00	0.07	7500.00	10274.00	17774.00	0.04	5000.00	13295.00	18295.00	0.03
9	HIMACHAL PRADESH	703.00	5480.00	6183.00	0.04	1505.00	8866.00	10371.00	0.05	1505.00	9685.00	11190.00	0.05
10	JAMMU & KASHMIR	0.00	0.00	0.00	0.00	360000.00	0.00	360000.00	2.42	20000.00	0.00	20000.00	0.10
11	JHARKHAND	0.00	0.00	0.00	0.00	0.00	0.00	0.00	0.00	0.00	0.00	0.00	0.00
12	KARNATAKA	116609.00	27139.00	143748.00	0.22	167740.00	27683.00	195423.00	0.24	122742.00	29061.00	151803.00	0.18
13	KERALA	21000.00	1000.00	22000.00	0.05	37800.00	0.00	37800.00	0.07	56000.00	0.00	56000.00	0.09
14	MADHYA PRADESH	5446.00	0.00	5446.00	0.02	8000.00	0.00	8000.00	0.02	8000.00	0.00	8000.00	0.01
15	MAHARASHTRA	60.00	109257.00	109317.00	0.08	3200.00	128556.00	131756.00	0.08	1067.00	160059.00	161126.00	0.08
16	MANIPUR	4877.00	23332.00	28209.00	0.77	6000.00	30652.00	36652.00	0.92	6000.00	36643.00	42643.00	0.95
17	MEGHALAYA	1330.00	21364.00	22694.00	0.69	3000.00	21876.00	24876.00	0.60	4000.00	28069.00	32069.00	0.64
18	MIZORAM	8089.00	13414.00	21503.00	0.76	8460.00	15170.00	23630.00	0.72	8460.00	21755.00	30215.00	0.72
19	NAGALAND	2500.00	7492.00	9992.00	0.30	2500.00	7775.00	10275.00	0.29	0.00	9681.00	9681.00	0.26
20	ORISSA	14005.00	0.00	14005.00	0.05	13628.00	0.00	13628.00	0.03	35500.00	0.00	35500.00	0.07
21	PUNJAB	0.00	9818.00	9818.00	0.04	10.00	8200.00	8210.00	0.03	10000.00	8500.00	18500.00	0.05
22	RAJASTHAN	92157.00	36240.00	128397.00	0.24	96316.00	53188.00	149504.00	0.20	60000.00	64208.00	124208.00	0.14
23	SIKKIM	0.00	0.00	0.00	0.00	2000.00	0.00	2000.00	0.07	0.00	0.00	0.00	0.00
24	TAMIL NADU	0.00	4960.00	4960.00	0.01	3812.00	8895.00	12707.00	0.01	1492.00	10140.00	11632.00	0.01
25	TRIPURA	3304.00	220466.00	223770.00	4.52	3200.00	235188.00	238388.00	4.00	300.00	309744.00	310044.00	3.95
26	UTTARAKHAND	0.00	0.00	0.00	0.00	0.00	0.00	0.00	0.00	0.00	0.00	0.00	0.00
27	UTTAR PRADESH	0.00	0.00	0.00	0.00	0.00	0.00	0.00	0.00	0.00	0.00	0.00	0.00
28	WEST BENGAL	24201.00	25634.00	49835.00	0.08	134500.00	27088.00	161588.00	0.22	143000.00	39815.00	182815.00	0.17
TOTAL STATES		461216.00	692178.00	1153394.00	0.12	981286.00	938264.00	1919550.00	0.16	868886.00	1149096.00	2017982.00	0.14
29	A. & N. ISLANDS	0.00	3225.00	3225.00	0.25	0.00	7843.00	7843.00	0.40	0.00	10314.00	10314.00	0.42
30	CHANDIGARH	2845.00	393.00	3238.00	0.15	9000.00	500.00	9500.00	0.39	10000.00	500.00	10500.00	0.36
31	DADRA & NAGAR HAVELI	0.00	356.00	356.00	0.12	0.00	400.00	400.00	0.09	0.00	500.00	500.00	0.09
32	DAMAN & DIU	30.00	480.00	510.00	0.24	200.00	500.00	700.00	0.25	500.00	700.00	1200.00	0.34
33	DELHI	25702.00	361739.00	387441.00	1.82	40000.00	643060.00	683060.00	2.36	45000.00	749600.00	794600.00	2.26
34	LAKSHADWEEP	0.00	0.00	0.00	0.00	0.00	0.00	0.00	0.00	0.00	0.00	0.00	0.00
35	PUDUCHERRY	800.00	2665.00	3465.00	0.15	0.00	4348.00	4348.00	0.13	0.00	4348.00	4348.00	0.12
TOTAL U.T.		29377.00	368858.00	398235.00	1.43	49200.00	656651.00	705851.00	1.86	55500.00	765962.00	821462.00	1.80
TOTAL (STATE & UTS)		490593.00	1061036.00	1551629.00	0.16	1030486.00	1594915.00	2625401.00	0.21	924386.00	1915058.00	2839444.00	0.19
CENTRE TOTAL		2189200.00	20800.00	2210000.00	0.83	2017100.00	29500.00	2046600.00	0.54	4510000.00	38300.00	4548300.00	1.02
GRAND TOTAL		2679793.00	1081836.00	3761629.00	0.30	3047586.00	1624415.00	4672001.00	0.29	5434386.00	1953358.00	7387744.00	0.38

STATEMENT NO. (12): PLAN & NON-PLAN BUDGETED EXPENDITURE ON ADULT EDUCATION (Sub-head wise)

ACCOUNT: REVENUE ACCOUNT
PROGRAM: DIRECTION & ADMINISTRATION

(RUPEES IN THOUSANDS)

SL. NO.	STATE/UNION TERRITORY	2007-08(ACTUALS)				2008-09(R. E.)				2009-10(B. E.)			
		PLAN	NON-PLAN	TOTAL	% AGE TO TOTAL EXP. ON ADL. EDN.	PLAN	NON-PLAN	TOTAL	% AGE TO TOTAL EXP. ON ADL. EDN.	PLAN	NON-PLAN	TOTAL	% AGE TO TOTAL EXP. ON ADL. EDN.
1	ANDHRA PRADESH	100365.00	0.00	100365.00	82.16	0.00	120385.00	120385.00	92.33	0.00	139958.00	139958.00	91.02
2	ARUNACHAL PRADESH	16246.00	6674.00	22920.00	98.14	11300.00	19533.00	30833.00	100.00	16500.00	32614.00	49114.00	97.04
3	ASSAM	403.00	114524.00	114927.00	99.87	1100.00	148793.00	149893.00	92.53	1100.00	151452.00	152552.00	90.03
4	BIHAR	0.00	6069.00	6069.00	14.51	0.00	8576.00	8576.00	9.02	0.00	10021.00	10021.00	5.75
5	CHHATTISGARH
6	GOA
7	GUJARAT	0.00	901.00	901.00	3.90	0.00	900.00	900.00	5.41	0.00	660.00	660.00	0.29
8	HARYANA
9	HIMACHAL PRADESH
10	JAMMU & KASHMIR
11	JHARKHAND
12	KARNATAKA	113609.00	5411.00	119020.00	82.80	159040.00	5955.00	164995.00	84.43	115000.00	6464.00	121464.00	80.01
13	KERALA	1000.00	1000.00	2000.00	9.09	3000.00	0.00	3000.00	7.94	6000.00	0.00	6000.00	10.71
14	MADHYA PRADESH
15	MAHARASHTRA
16	MANIPUR	4877.00	23332.00	28209.00	100.00	6000.00	30652.00	36652.00	100.00	6000.00	36643.00	42643.00	100.00
17	MEGHALAYA	610.00	1694.00	2304.00	10.15	1550.00	1505.00	3055.00	12.28	1900.00	2263.00	4163.00	12.98
18	MIZORAM	7989.00	11674.00	19663.00	91.44	8360.00	13070.00	21430.00	90.69	8360.00	18835.00	27195.00	90.00
19	NAGALAND
20	ORISSA	8378.00	0.00	8378.00	59.82	9085.00	0.00	9085.00	66.66	13959.00	0.00	13959.00	39.32
21	PUNJAB
22	RAJASTHAN
23	SIKKIM
24	TAMIL NADU	0.00	4960.00	4960.00	100.00	0.00	8895.00	8895.00	70.00	0.00	10140.00	10140.00	87.17
25	TRIPURA
26	UTTARAKHAND
27	UTTAR PRADESH
28	WEST BENGAL	99.00	7169.00	7268.00	14.58	0.00	7517.00	7517.00	4.65	0.00	11242.00	11242.00	6.15
TOTAL STATES		253576.00	183408.00	436984.00	37.89	199435.00	365781.00	565216.00	29.44	168819.00	420292.00	589111.00	29.19
29	A. & N. ISLANDS
30	CHANDIGARH
31	DADRA & NAGAR HAVELI
32	DAMAN & DIU
33	DELHI	0.00	475.00	475.00	0.12	0.00	1010.00	1010.00	0.15	0.00	1050.00	1050.00	0.13
34	LAKSHADWEEP
35	PUDUCHERRY
TOTAL U.T.		0.00	475.00	475.00	0.12	0.00	1010.00	1010.00	0.14	0.00	1050.00	1050.00	0.13
TOTAL (STATE & UTs)		253576.00	183883.00	437459.00	28.19	199435.00	366791.00	566226.00	21.57	168819.00	421342.00	590161.00	20.78

STATEMENT NO. (12): PLAN & NON-PLAN BUDGETED EXPENDITURE ON ADULT EDUCATION (Sub-head wise)

ACCOUNT: REVENUE ACCOUNT
PROGRAM: RURAL FUNCTIONAL LITERACY PROGRAMME

(RUPEES IN THOUSANDS)

SL. NO.	STATE/UNION TERRITORY	2007-08(ACTUALS)				2008-09(R.E.)				2009-10(B.E.)			
		PLAN	NON-PLAN	TOTAL	% AGE TO TOTAL EXP. ON ADL. EDN.	PLAN	NON-PLAN	TOTAL	% AGE TO TOTAL EXP. ON ADL. EDN.	PLAN	NON-PLAN	TOTAL	% AGE TO TOTAL EXP. ON ADL. EDN.
1	ANDHRA PRADESH	0.00	0.00	0.00	0.00	0.00	0.00	0.00	0.00	4608.00	0.00	4608.00	3.00
2	ARUNACHAL PRADESH
3	ASSAM	0.00	0.00	0.00	0.00	0.00	0.00	0.00	0.00	0.00	5000.00	5000.00	2.95
4	BIHAR
5	CHHATTISGARH
6	GOA
7	GUJARAT	0.00	9771.00	9771.00	42.30	0.00	9960.00	9960.00	59.87	0.00	12256.00	12256.00	5.38
8	HARYANA
9	HIMACHAL PRADESH
10	JAMMU & KASHMIR
11	JHARKHAND
12	KARNATAKA
13	KERALA	20000.00	0.00	20000.00	90.91	34800.00	0.00	34800.00	92.06	50000.00	0.00	50000.00	89.29
14	MADHYA PRADESH
15	MAHARASHTRA
16	MANIPUR
17	MEGHALAYA	0.00	0.00	0.00	0.00	0.00	225.00	225.00	0.90	0.00	200.00	200.00	0.62
18	MIZORAM	100.00	1740.00	1840.00	8.56	100.00	1980.00	2080.00	8.80	100.00	2800.00	2900.00	9.60
19	NAGALAND	2500.00	7492.00	9992.00	100.00	2500.00	7775.00	10275.00	100.00	0.00	9681.00	9681.00	100.00
20	ORISSA
21	PUNJAB
22	RAJASTHAN
23	SIKKIM
24	TAMIL NADU
25	TRIPURA
26	UTTARAKHAND
27	UTTAR PRADESH
28	WEST BENGAL
TOTAL STATES		22600.00	19003.00	41603.00	3.61	37400.00	19940.00	57340.00	2.99	54708.00	29937.00	84645.00	4.19
29	A. & N. ISLANDS
30	CHANDIGARH
31	DADRA & NAGAR HAVELI
32	DAMAN & DIU
33	DELHI
34	LAKSHADWEEP
35	PUDUCHERRY
TOTAL U.T.		0.00	0.00	0.00	0.00	0.00	0.00	0.00	0.00	0.00	0.00	0.00	0.00
TOTAL (STATE & UTs)		22600.00	19003.00	41603.00	2.68	37400.00	19940.00	57340.00	2.18	54708.00	29937.00	84645.00	2.98

STATEMENT NO. (12): PLAN & NON-PLAN BUDGETED EXPENDITURE ON ADULT EDUCATION (Sub-head wise)

ACCOUNT: REVENUE ACCOUNT
PROGRAM: STATE ADULT EDUCATION PROGRAMME

(RUPEES IN THOUSANDS)

SL. NO.	STATE/UNION TERRITORY	2007-08 (ACTUALS)				2008-09 (R.E.)				2009-10 (B.E.)			
		PLAN	NON-PLAN	TOTAL	% AGE TO TOTAL EXP. ON ADL. EDN.	PLAN	NON-PLAN	TOTAL	% AGE TO TOTAL EXP. ON ADL. EDN.	PLAN	NON-PLAN	TOTAL	% AGE TO TOTAL EXP. ON ADL. EDN.
1	ANDHRA PRADESH
2	ARUNACHAL PRADESH
3	ASSAM
4	BIHAR
5	CHHATTISGARH
6	GOA
7	GUJARAT
8	HARYANA
9	HIMACHAL PRADESH
10	JAMMU & KASHMIR
11	JHARKHAND
12	KARNATAKA	0.00	0.00	0.00	0.00	2700.00	0.00	2700.00	1.38	2742.00	0.00	2742.00	1.81
13	KERALA
14	MADHYA PRADESH
15	MAHARASHTRA
16	MANIPUR
17	MEGHALAYA
18	MIZORAM
19	NAGALAND
20	ORISSA
21	PUNJAB	0.00	9818.00	9818.00	100.00	0.00	8200.00	8200.00	99.88	0.00	8500.00	8500.00	45.95
22	RAJASTHAN
23	SIKKIM
24	TAMIL NADU	0.00	0.00	0.00	0.00	3812.00	0.00	3812.00	30.00	1492.00	0.00	1492.00	12.83
25	TRIPURA
26	UTTARAKHAND
27	UTTAR PRADESH
28	WEST BENGAL	0.00	1628.00	1628.00	3.27	0.00	1668.00	1668.00	1.03	0.00	2339.00	2339.00	1.28
TOTAL STATES		0.00	11446.00	11446.00	0.99	6512.00	9868.00	16380.00	0.85	4234.00	10839.00	15073.00	0.75
29	A. & N. ISLANDS
30	CHANDIGARH
31	DADRA & NAGAR HAVELI
32	DAMAN & DIU
33	DELHI
34	LAKSHADWEEP
35	PUDUCHERRY
TOTAL U.T.		0.00	0.00	0.00	0.00	0.00	0.00	0.00	0.00	0.00	0.00	0.00	0.00
TOTAL (STATE & UTS)		...	11446.00	11446.00	0.74	6512.00	9868.00	16380.00	0.62	4234.00	10839.00	15073.00	0.53

STATEMENT NO. (12): PLAN & NON-PLAN BUDGETED EXPENDITURE ON ADULT EDUCATION (Sub-head wise)

ACCOUNT: REVENUE ACCOUNT
PROGRAM: OTHER ADULT EDUCATION PROGRAMME

(RUPEES IN THOUSANDS)

SL. NO.	STATE/UNION TERRITORY	2007-08(ACTUALS)				2008-09(R.E.)				2009-10(B.E.)			
		PLAN	NON-PLAN	TOTAL	% AGE TO TOTAL EXP. ON ADL. EDN.	PLAN	NON-PLAN	TOTAL	% AGE TO TOTAL EXP. ON ADL. EDN.	PLAN	NON-PLAN	TOTAL	% AGE TO TOTAL EXP. ON ADL. EDN.
1	ANDHRA PRADESH	0.00	0.00	0.00	0.00	0.00	0.00	0.00	0.00	5990.00	0.00	5990.00	3.90
2	ARUNACHAL PRADESH
3	ASSAM	150.00	0.00	150.00	0.13	600.00	0.00	600.00	0.37	900.00	0.00	900.00	0.53
4	BIHAR	0.00	35767.00	35767.00	85.49	0.00	36541.00	36541.00	38.42	0.00	44315.00	44315.00	25.42
5	CHHATTISGARH	2362.00	0.00	2362.00	100.00	31315.00	0.00	31315.00	100.00	5600.00	0.00	5600.00	100.00
6	GOA	167.00	7542.00	7709.00	98.99	250.00	10165.00	10415.00	97.43	250.00	12165.00	12415.00	97.87
7	GUJARAT	5030.00	0.00	5030.00	21.77	2142.00	0.00	2142.00	12.88	179700.00	0.00	179700.00	78.88
8	HARYANA	12500.00	5334.00	17834.00	100.00	7500.00	10274.00	17774.00	100.00	5000.00	13295.00	18295.00	100.00
9	HIMACHAL PRADESH	703.00	5338.00	6041.00	97.70	1505.00	8295.00	9800.00	94.49	1505.00	9058.00	10563.00	94.40
10	JAMMU & KASHMIR
11	JHARKHAND
12	KARNATAKA	3000.00	21728.00	24728.00	17.20	6000.00	21728.00	27728.00	14.19	5000.00	22597.00	27597.00	18.18
13	KERALA
14	MADHYA PRADESH
15	MAHARASHTRA	60.00	10476.00	10536.00	9.64	3200.00	31355.00	34555.00	26.23	1067.00	32101.00	33168.00	20.59
16	MANIPUR
17	MEGHALAYA	720.00	19670.00	20390.00	89.85	1450.00	20146.00	21596.00	86.81	2100.00	25606.00	27706.00	86.39
18	MIZORAM	0.00	0.00	0.00	0.00	0.00	120.00	120.00	0.51	0.00	120.00	120.00	0.40
19	NAGALAND
20	ORISSA	0.00	0.00	0.00	0.00	300.00	0.00	300.00	2.20	4826.00	0.00	4826.00	13.59
21	PUNJAB
22	RAJASTHAN	75563.00	33192.00	108755.00	84.70	68938.00	48822.00	117760.00	78.76	45000.00	58822.00	103822.00	83.59
23	SIKKIM	0.00	0.00	0.00	0.00	2000.00	0.00	2000.00	100.00	0.00	0.00	0.00	0.00
24	TAMIL NADU
25	TRIPURA	3304.00	220466.00	223770.00	100.00	3200.00	235188.00	238388.00	100.00	300.00	309744.00	310044.00	100.00
26	UTTARAKHAND
27	UTTAR PRADESH
28	WEST BENGAL	0.00	16777.00	16777.00	33.67	0.00	17297.00	17297.00	10.70	0.00	25377.00	25377.00	13.88
TOTAL STATES		103559.00	376290.00	479849.00	41.60	128400.00	439931.00	568331.00	29.61	257238.00	553200.00	810438.00	40.16
29	A. & N. ISLANDS	0.00	2865.00	2865.00	88.84	0.00	7157.00	7157.00	91.25	0.00	9431.00	9431.00	91.44
30	CHANDIGARH
31	DADRA & NAGAR HAVELI	0.00	356.00	356.00	100.00	0.00	400.00	400.00	100.00	0.00	500.00	500.00	100.00
32	DAMAN & DIU	30.00	480.00	510.00	100.00	200.00	500.00	700.00	100.00	500.00	700.00	1200.00	100.00
33	DELHI
34	LAKSHADWEEP
35	PUDUCHERRY	800.00	2665.00	3465.00	100.00	0.00	4348.00	4348.00	100.00	0.00	4348.00	4348.00	100.00
TOTAL U.T.		830.00	6366.00	7196.00	1.81	200.00	12405.00	12605.00	1.79	500.00	14979.00	15479.00	1.88
TOTAL (STATE & UTs)		104389.00	382656.00	487045.00	31.39	128600.00	452336.00	580936.00	22.13	257738.00	568179.00	825917.00	29.09

STATEMENT NO. (12): PLAN & NON-PLAN BUDGETED EXPENDITURE ON ADULT EDUCATION (Sub-head wise)

ACCOUNT: REVENUE ACCOUNT
PROGRAM: OTHER EXPENDITURE

(RUPEES IN THOUSANDS)

SL. NO.	STATE/UNION TERRITORY	2007-08(ACTUALS)				2008-09(R.E.)				2009-10(B.E.)			
		PLAN	NON-PLAN	TOTAL	% AGE TO TOTAL EXP. ON ADL. EDN.	PLAN	NON-PLAN	TOTAL	% AGE TO TOTAL EXP. ON ADL. EDN.	PLAN	NON-PLAN	TOTAL	% AGE TO TOTAL EXP. ON ADL. EDN.
1	ANDHRA PRADESH	21800.00	0.00	21800.00	17.84	10000.00	0.00	10000.00	7.67	3202.00	0.00	3202.00	2.08
2	ARUNACHAL PRADESH	434.00	0.00	434.00	1.86	0.00	0.00	0.00	0.00	1500.00	0.00	1500.00	2.96
3	ASSAM	0.00	0.00	0.00	0.00	11500.00	0.00	11500.00	7.10	11000.00	0.00	11000.00	6.49
4	BIHAR	0.00	0.00	0.00	0.00	50000.00	0.00	50000.00	52.57	120000.00	0.00	120000.00	68.83
5	CHHATTISGARH
6	GOA	79.00	0.00	79.00	1.01	275.00	0.00	275.00	2.57	270.00	0.00	270.00	2.13
7	GUJARAT	7399.00	0.00	7399.00	32.03	3633.00	0.00	3633.00	21.84	35200.00	0.00	35200.00	15.45
8	HARYANA
9	HIMACHAL PRADESH	0.00	142.00	142.00	2.30	0.00	571.00	571.00	5.51	0.00	627.00	627.00	5.60
10	JAMMU & KASHMIR	0.00	0.00	0.00	0.00	360000.00	0.00	360000.00	100.00	20000.00	0.00	20000.00	100.00
11	JHARKHAND
12	KARNATAKA
13	KERALA
14	MADHYA PRADESH	5446.00	0.00	5446.00	100.00	8000.00	0.00	8000.00	100.00	8000.00	0.00	8000.00	100.00
15	MAHARASHTRA	0.00	98781.00	98781.00	90.36	0.00	97201.00	97201.00	73.77	0.00	127958.00	127958.00	79.41
16	MANIPUR
17	MEGHALAYA
18	MIZORAM
19	NAGALAND
20	ORISSA	5627.00	0.00	5627.00	40.18	4243.00	0.00	4243.00	31.13	16715.00	0.00	16715.00	47.08
21	PUNJAB	0.00	0.00	0.00	0.00	10.00	0.00	10.00	0.12	10000.00	0.00	10000.00	54.05
22	RAJASTHAN	16594.00	3048.00	19642.00	15.30	27378.00	4366.00	31744.00	21.23	15000.00	5386.00	20386.00	16.41
23	SIKKIM
24	TAMIL NADU
25	TRIPURA
26	UTTARAKHAND
27	UTTAR PRADESH
28	WEST BENGAL	24102.00	60.00	24162.00	48.48	134500.00	606.00	135106.00	83.61	143000.00	857.00	143857.00	78.69
TOTAL STATES		81481.00	102031.00	183512.00	15.91	609539.00	102744.00	712283.00	37.11	383887.00	134828.00	518715.00	25.70
29	A. & N. ISLANDS	0.00	360.00	360.00	11.16	0.00	686.00	686.00	8.75	0.00	883.00	883.00	8.56
30	CHANDIGARH	2845.00	393.00	3238.00	100.00	9000.00	500.00	9500.00	100.00	10000.00	500.00	10500.00	100.00
31	DADRA & NAGAR HAVELI
32	DAMAN & DIU
33	DELHI	25702.00	361264.00	386966.00	99.88	40000.00	642050.00	682050.00	99.85	45000.00	748550.00	793550.00	99.87
34	LAKSHADWEEP
35	PUDUCHERRY
TOTAL U.T.		28547.00	362017.00	390564.00	98.07	49000.00	643236.00	692236.00	98.07	55000.00	749933.00	804933.00	97.99
TOTAL (STATE & UTs)		110028.00	464048.00	574076.00	37.00	658539.00	745980.00	1404519.00	53.50	438887.00	884761.00	1323648.00	46.62

STATEMENT NO. (13): PLAN & NON-PLAN BUDGETED EXPENDITURE ON UNIVERSITY/DL/SCHOLARSHIPS

ACCOUNT: REVENUE ACCOUNT
PROGRAM: TOTAL EXPENDITURE

(RUPEES IN THOUSANDS)

SL. NO.	STATE/UNION TERRITORY	2007-08(ACTUALS)				2008-09(R.E.)				2009-10(B.E.)			
		PLAN	NON-PLAN	TOTAL	% AGE TO TOTAL EXP. ON EDUCATION	PLAN	NON-PLAN	TOTAL	% AGE TO TOTAL EXP. ON EDUCATION	PLAN	NON-PLAN	TOTAL	% AGE TO TOTAL EXP. ON EDUCATION
1	ANDHRA PRADESH	633148.00	9945323.00	10578471.00	18.26	1100224.00	12214907.00	13315131.00	18.21	4352181.00	9704899.00	14057080.00	16.11
2	ARUNACHAL PRADESH	91397.00	62661.00	154058.00	5.49	69954.00	141311.00	211265.00	6.78	73558.00	206449.00	280007.00	7.52
3	ASSAM	58031.00	3845712.00	3903743.00	13.95	109500.00	4595156.00	4704656.00	12.77	209000.00	5750914.00	5959914.00	13.63
4	BIHAR	740054.00	7365577.00	8105631.00	16.01	912075.00	8910619.00	9822694.00	14.65	744800.00	9310006.00	10054806.00	12.62
5	CHHATTISGARH	494198.00	876257.00	1370455.00	7.67	656180.00	1020820.00	1677000.00	6.15	789150.00	1412530.00	2201680.00	6.42
6	GOA	129013.00	343697.00	472710.00	12.87	240721.00	415040.00	655761.00	11.90	184069.00	681450.00	865519.00	14.66
7	GUJARAT	338292.00	3823153.00	4161445.00	8.11	499000.00	4625214.00	5124214.00	9.40	1012600.00	5078440.00	6091040.00	10.83
8	HARYANA	2405229.00	2235996.00	4641225.00	17.29	1455638.00	3027139.00	4482777.00	11.34	1712500.00	4821901.00	6534401.00	12.42
9	HIMACHAL PRADESH	6456.00	929821.00	936277.00	6.46	2218.00	1313215.00	1315433.00	6.91	2606.00	1480876.00	1483482.00	7.26
10	JAMMU & KASHMIR	0.00	1348406.00	1348406.00	12.29	88600.00	1342877.00	1431477.00	9.63	120000.00	2001380.00	2121380.00	10.35
11	JHARKHAND	283056.00	1697053.00	1980109.00	8.44	151000.00	3327511.00	3478511.00	12.12	1190400.00	3549921.00	4740321.00	13.42
12	KARNATAKA	593938.00	5472332.00	6066270.00	9.20	902090.00	6183576.00	7085666.00	8.53	1328577.00	5957683.00	7286260.00	8.58
13	KERALA	355375.00	5675142.00	6030517.00	13.61	456308.00	7296556.00	7752864.00	14.41	587400.00	7880904.00	8468304.00	13.84
14	MADHYA PRADESH	313351.00	3397143.00	3710494.00	10.46	537192.00	4052473.00	4589665.00	8.73	340025.00	4505570.00	4845595.00	8.08
15	MAHARASHTRA	342117.00	12854236.00	13196353.00	9.85	417430.00	15077478.00	15494908.00	9.72	109809.00	16911235.00	17021044.00	8.98
16	MANIPUR	90976.00	519113.00	610089.00	16.57	69420.00	567869.00	637289.00	15.95	109320.00	732355.00	841675.00	18.75
17	MEGHALAYA	70083.00	320752.00	390835.00	11.93	226140.00	334775.00	560915.00	13.62	227940.00	489795.00	717735.00	14.29
18	MIZORAM	171198.00	153875.00	325073.00	11.51	191890.00	189580.00	381470.00	11.68	196390.00	246340.00	442730.00	10.61
19	NAGALAND	15295.00	216841.00	232136.00	6.92	21800.00	236702.00	258502.00	7.39	75100.00	248406.00	323506.00	8.76
20	ORISSA	1740662.00	3397362.00	5138024.00	17.42	506118.00	5913025.00	6419143.00	14.43	834245.00	8635008.00	9469253.00	17.45
21	PUNJAB	92500.00	2504689.00	2597189.00	9.87	27010.00	2851143.00	2878153.00	9.40	14800.00	4706360.00	4721160.00	12.99
22	RAJASTHAN	151856.00	2628533.00	2780389.00	5.20	99337.00	3507424.00	3606761.00	4.90	104732.00	3791291.00	3896023.00	4.41
23	SIKKIM	47258.00	13997.00	61255.00	2.70	57335.00	16434.00	73769.00	2.70	62900.00	15880.00	78780.00	2.33
24	TAMIL NADU	47425.00	6303386.00	6350811.00	9.46	94923.00	10474720.00	10569643.00	11.56	66394.00	11456662.00	11523056.00	11.03
25	TRIPURA	9343.00	215151.00	224494.00	4.54	22300.00	269115.00	291415.00	4.89	23600.00	351155.00	374755.00	4.78
26	UTTARAKHAND	674940.00	660256.00	1335196.00	8.72	475464.00	750777.00	1226241.00	10.88	215109.00	918577.00	1133686.00	3.99
27	UTTAR PRADESH	981276.00	6770265.00	7751541.00	6.90	924922.00	8767249.00	9692171.00	7.15	461667.00	10906341.00	11368008.00	6.68
28	WEST BENGAL	264435.00	7548203.00	7812638.00	11.83	894830.00	8400343.00	9295173.00	12.74	1097110.00	14724550.00	15821660.00	14.45
TOTAL STATES		11140902.00	91124932.00	102265834.00	10.67	11209619.00	115823048.00	127032667.00	10.57	16245982.00	136476878.00	152722860.00	10.49
29	A. & N. ISLANDS	36620.00	44681.00	81301.00	6.31	64203.00	53331.00	117534.00	5.97	63120.00	61679.00	124799.00	5.12
30	CHANDIGARH	29670.00	733300.00	762970.00	34.73	27557.00	752443.00	780000.00	32.20	19200.00	900411.00	919611.00	31.11
31	DADRA & NAGAR HAVELI
32	DAMAN & DIU	965.00	10669.00	11634.00	5.53	3000.00	12700.00	15700.00	5.71	6400.00	14900.00	21300.00	6.03
33	DELHI	62452.00	490650.00	553102.00	2.60	260000.00	620000.00	880000.00	3.04	301000.00	700000.00	1001000.00	2.85
34	LAKSHADWEEP	5473.00	33075.00	38548.00	11.12	23340.00	38500.00	61840.00	10.62	22292.00	30000.00	52292.00	7.95
35	PUDUCHERRY	250718.00	196654.00	447372.00	19.38	247795.00	225513.00	473308.00	14.11	417912.00	276392.00	694304.00	19.25
TOTAL U.T.		385898.00	1509029.00	1894927.00	6.79	625895.00	1702487.00	2328382.00	6.13	829924.00	1983382.00	2813306.00	6.16
TOTAL (STATE & UTs)		11526800.00	92633961.00	104160761.00	10.56	11835514.00	117525535.00	129361049.00	10.43	17075906.00	138460260.00	155536166.00	10.36
CENTRE TOTAL		19031400.00	19922182.00	38953582.00	14.55	36936900.00	28391500.00	65328400.00	17.19	55190000.00	37593200.00	92783200.00	20.84
GRAND TOTAL		30558200.00	112556143.00	143114343.00	11.41	48772414.00	145917035.00	194689449.00	12.02	72265906.00	176053460.00	248319366.00	12.76

..NICNET..

STATEMENT NO. (14): PLAN & NON-PLAN BUDGETED EXPENDITURE ON UNIVERSITY/DL/SCHOLARSHIPS (Sub-head wise)

ACCOUNT: REVENUE ACCOUNT
PROGRAM: DIRECTION & ADMINISTRATION

(RUPEES IN THOUSANDS)

SL. NO.	STATE/UNION TERRITORY	2007-08(ACTUALS)				2008-09(R.E.)				2009-10(B.E.)			
		PLAN	NON-PLAN	TOTAL	% AGE TO TOTAL EXP. ON UNV. EDN.	PLAN	NON-PLAN	TOTAL	% AGE TO TOTAL EXP. ON UNV. EDN.	PLAN	NON-PLAN	TOTAL	% AGE TO TOTAL EXP. ON UNV. EDN.
1	ANDHRA PRADESH	14098.00	75252.00	89350.00	0.84	43115.00	177639.00	220754.00	1.66	10013.00	183390.00	193403.00	1.38
2	ARUNACHAL PRADESH	9856.00	62661.00	72517.00	47.07	5362.00	141311.00	146673.00	69.43	3910.00	15083.00	18993.00	6.78
3	ASSAM	237.00	785032.00	785269.00	20.12	500.00	1047250.00	1047750.00	22.27	800.00	1096948.00	1097748.00	18.42
4	BIHAR	0.00	8259.00	8259.00	0.10	0.00	9321.00	9321.00	0.09	0.00	10613.00	10613.00	0.11
5	CHHATTISGARH	27399.00	15658.00	43057.00	3.14	29220.00	17160.00	46380.00	2.77	35050.00	22920.00	57970.00	2.63
6	GOA	1313.00	0.00	1313.00	0.28	5807.00	25.00	5832.00	0.89	8975.00	0.00	8975.00	1.04
7	GUJARAT	0.00	5271.00	5271.00	0.13	0.00	5225.00	5225.00	0.10	750.00	6285.00	7035.00	0.12
8	HARYANA	22127.00	72833.00	94960.00	2.05	30176.00	164505.00	194681.00	4.34	42975.00	215056.00	258031.00	3.95
9	HIMACHAL PRADESH
10	JAMMU & KASHMIR
11	JHARKHAND	1056.00	4055.00	5111.00	0.26	0.00	8018.00	8018.00	0.23	0.00	10191.00	10191.00	0.21
12	KARNATAKA	5240.00	54342.00	59582.00	0.98	9119.00	67662.00	76781.00	1.08	9000.00	52571.00	61571.00	0.85
13	KERALA	0.00	59714.00	59714.00	0.99	0.00	78496.00	78496.00	1.01	1500.00	82033.00	83533.00	0.99
14	MADHYA PRADESH	37394.00	45612.00	83006.00	2.24	41512.00	59515.00	101027.00	2.20	40634.00	68342.00	108976.00	2.25
15	MAHARASHTRA
16	MANIPUR	3927.00	16426.00	20353.00	3.34	7040.00	11134.00	18174.00	2.85	4800.00	14575.00	19375.00	2.30
17	MEGHALAYA	17.00	3096.00	3113.00	0.80	500.00	4670.00	5170.00	0.92	1000.00	7247.00	8247.00	1.15
18	MIZORAM	1990.00	12653.00	14643.00	4.50	2349.00	21990.00	24339.00	6.38	4819.00	15305.00	20124.00	4.55
19	NAGALAND	1874.00	19339.00	21213.00	9.14	2390.00	17957.00	20347.00	7.87	28050.00	12648.00	40698.00	12.58
20	ORISSA	20441.00	26878.00	47319.00	0.92	25672.00	40181.00	65853.00	1.03	32050.00	48019.00	80069.00	0.85
21	PUNJAB	0.00	409.00	409.00	0.02	0.00	470.00	470.00	0.02	0.00	1590.00	1590.00	0.03
22	RAJASTHAN	807.00	35121.00	35928.00	1.29	1435.00	51052.00	52487.00	1.46	1000.00	57137.00	58137.00	1.49
23	SIKKIM
24	TAMIL NADU	0.00	67277.00	67277.00	1.06	13.00	96356.00	96369.00	0.91	862.00	113632.00	114494.00	0.99
25	TRIPURA	0.00	17311.00	17311.00	7.71	0.00	21490.00	21490.00	7.37	0.00	27670.00	27670.00	7.38
26	UTTARAKHAND	0.00	9330.00	9330.00	0.70	0.00	10268.00	10268.00	0.84	0.00	12159.00	12159.00	1.07
27	UTTAR PRADESH	0.00	43443.00	43443.00	0.56	0.00	51275.00	51275.00	0.53	0.00	58236.00	58236.00	0.51
28	WEST BENGAL	0.00	51785.00	51785.00	0.66	0.00	59203.00	59203.00	0.64	0.00	88137.00	88137.00	0.56
TOTAL STATES		147776.00	1491757.00	1639533.00	1.60	204210.00	2162173.00	2366383.00	1.86	226188.00	2219787.00	2445975.00	1.60
29	A. & N. ISLANDS
30	CHANDIGARH
31	DADRA & NAGAR HAVELI
32	DAMAN & DIU	965.00	10669.00	11634.00	100.00	3000.00	12700.00	15700.00	100.00	6400.00	14900.00	21300.00	100.00
33	DELHI	17264.00	0.00	17264.00	3.12	37000.00	0.00	37000.00	4.20	28800.00	0.00	28800.00	2.88
34	LAKSHADWEEP
35	PUDUCHERRY
TOTAL U.T.		18229.00	10669.00	28898.00	1.53	40000.00	12700.00	52700.00	2.26	35200.00	14900.00	50100.00	1.78
TOTAL (STATE & UTs)		166005.00	1502426.00	1668431.00	1.60	244210.00	2174873.00	2419083.00	1.87	261388.00	2234687.00	2496075.00	1.60

STATEMENT NO. (14): PLAN & NON-PLAN BUDGETED EXPENDITURE ON UNIVERSITY/DL/SCHOLARSHIPS (Sub-head wise)

ACCOUNT: REVENUE ACCOUNT
PROGRAM: ASSISTANCE TO UNIVERSITIES

(RUPEES IN THOUSANDS)

SL. NO.	STATE/UNION TERRITORY	2007-08(ACTUALS)				2008-09(R.E.)				2009-10(B.E.)			
		PLAN	NON-PLAN	TOTAL	% AGE TO TOTAL EXP. ON UNV. EDN.	PLAN	NON-PLAN	TOTAL	% AGE TO TOTAL EXP. ON UNV. EDN.	PLAN	NON-PLAN	TOTAL	% AGE TO TOTAL EXP. ON UNV. EDN.
1	ANDHRA PRADESH	518810.00	3068702.00	3587512.00	33.91	845678.00	3558735.00	4404413.00	33.08	3797175.00	313736.00	4110911.00	29.24
2	ARUNACHAL PRADESH
3	ASSAM	49644.00	451843.00	501487.00	12.85	5000.00	436525.00	441525.00	9.38	2500.00	455625.00	458125.00	7.69
4	BIHAR	629206.00	7163686.00	7792892.00	96.14	794975.00	8678602.00	9473577.00	96.45	744800.00	9048001.00	9792801.00	97.39
5	CHHATTISGARH	195374.00	127500.00	322874.00	23.56	111500.00	127500.00	239000.00	14.25	119500.00	127500.00	247000.00	11.22
6	GOA	58400.00	47500.00	105900.00	22.40	83400.00	55000.00	138400.00	21.11	60000.00	150000.00	210000.00	24.26
7	GUJARAT	226015.00	934760.00	1160775.00	27.89	299905.00	1016300.00	1316205.00	25.69	878700.00	1305215.00	2183915.00	35.85
8	HARYANA	2064150.00	429425.00	2493575.00	53.73	990168.00	429425.00	1419593.00	31.67	580000.00	1060500.00	1640500.00	25.11
9	HIMACHAL PRADESH	0.00	300000.00	300000.00	32.04	0.00	360000.00	360000.00	27.37	0.00	450000.00	450000.00	30.33
10	JAMMU & KASHMIR	0.00	661067.00	661067.00	49.03	0.00	621650.00	621650.00	43.43	0.00	964603.00	964603.00	45.47
11	JHARKHAND	101000.00	1619006.00	1720006.00	86.86	61000.00	3218985.00	3279985.00	94.29	54000.00	3410000.00	3464000.00	73.08
12	KARNATAKA	268300.00	1610371.00	1878671.00	30.97	344500.00	1644097.00	1988597.00	28.07	513000.00	1734033.00	2247033.00	30.84
13	KERALA	217500.00	1327213.00	1544713.00	25.61	272000.00	1421100.00	1693100.00	21.84	296000.00	1562200.00	1858200.00	21.94
14	MADHYA PRADESH	78754.00	650185.00	728939.00	19.65	143138.00	537313.00	680451.00	14.83	87090.00	534600.00	621690.00	12.83
15	MAHARASHTRA	187743.00	1180475.00	1368218.00	10.37	293886.00	1418457.00	1712343.00	11.05	86395.00	1616330.00	1702725.00	10.00
16	MANIPUR	11190.00	0.00	11190.00	1.83	0.00	0.00	0.00	0.00	0.00	0.00	0.00	0.00
17	MEGHALAYA	541.00	0.00	541.00	0.14	600.00	12.00	612.00	0.11	600.00	13.00	613.00	0.09
18	MIZORAM
19	NAGALAND
20	ORISSA	50000.00	950432.00	1000432.00	19.47	80001.00	802418.00	882419.00	13.75	50002.00	1159869.00	1209871.00	12.78
21	PUNJAB	92500.00	575347.00	667847.00	25.71	27000.00	635638.00	662638.00	23.02	11250.00	586742.00	597992.00	12.67
22	RAJASTHAN	73505.00	589675.00	663180.00	23.85	33300.00	913700.00	947000.00	26.26	37000.00	913700.00	950700.00	24.40
23	SIKKIM
24	TAMIL NADU	14453.00	926804.00	941257.00	14.82	12746.00	647170.00	659916.00	6.24	10946.00	626422.00	637368.00	5.53
25	TRIPURA
26	UTTARAKHAND	577896.00	189876.00	767772.00	57.50	282234.00	178630.00	460864.00	37.58	80475.00	140001.00	220476.00	19.45
27	UTTAR PRADESH	802980.00	712882.00	1515862.00	19.56	624498.00	599482.00	1223980.00	12.63	256197.00	562481.00	818678.00	7.20
28	WEST BENGAL	126475.00	3114489.00	3240964.00	41.48	354409.00	3494288.00	3848697.00	41.41	534100.00	6095350.00	6629450.00	41.90
TOTAL STATES		6344436.00	26631238.00	32975674.00	32.25	5659938.00	30795027.00	36454965.00	28.70	8199730.00	32816921.00	41016651.00	26.86
29	A. & N. ISLANDS
30	CHANDIGARH	0.00	365877.00	365877.00	47.95	0.00	335900.00	335900.00	43.06	0.00	340000.00	340000.00	36.97
31	DADRA & NAGAR HAVELI
32	DAMAN & DIU
33	DELHI	0.00	0.00	0.00	0.00	115000.00	0.00	115000.00	13.07	110000.00	0.00	110000.00	10.99
34	LAKSHADWEEP
35	PUDUCHERRY	35.00	0.00	35.00	0.01	520.00	0.00	520.00	0.11	275.00	0.00	275.00	0.04
TOTAL U.T.		35.00	365877.00	365912.00	19.31	115520.00	335900.00	451420.00	19.39	110275.00	340000.00	450275.00	16.01
TOTAL (STATE & UTs)		6344471.00	26997115.00	33341586.00	32.01	5775458.00	31130927.00	36906385.00	28.53	8310005.00	33156921.00	41466926.00	26.66

STATEMENT NO. (14): PLAN & NON-PLAN BUDGETED EXPENDITURE ON UNIVERSITY/DL/SCHOLARSHIPS (Sub-head wise)

ACCOUNT: REVENUE ACCOUNT
PROGRAM: GOVERNMENT COLLEGES

(RUPEES IN THOUSANDS)

SL. NO.	STATE/UNION TERRITORY	2007-08(ACTUALS)				2008-09(R.E.)				2009-10(B.E.)			
		PLAN	NON-PLAN	TOTAL	% AGE TO TOTAL EXP. ON UNV. EDN.	PLAN	NON-PLAN	TOTAL	% AGE TO TOTAL EXP. ON UNV. EDN.	PLAN	NON-PLAN	TOTAL	% AGE TO TOTAL EXP. ON UNV. EDN.
1	ANDHRA PRADESH	38849.00	3285027.00	3323876.00	31.42	102423.00	4582780.00	4685203.00	35.19	89964.00	5216994.00	5306958.00	37.75
2	ARUNACHAL PRADESH	41275.00	0.00	41275.00	26.79	16960.00	0.00	16960.00	8.03	21480.00	191366.00	212846.00	76.01
3	ASSAM	0.00	2448362.00	2448362.00	62.72	2300.00	3073653.00	3075953.00	65.38	0.00	4121017.00	4121017.00	69.15
4	BIHAR	110848.00	180832.00	291680.00	3.60	117100.00	195450.00	312550.00	3.18	0.00	236507.00	236507.00	2.35
5	CHHATTISGARH	235652.00	620505.00	856157.00	62.47	481930.00	740410.00	1222340.00	72.89	608100.00	1121410.00	1729510.00	78.55
6	GOA	52897.00	35675.00	88572.00	18.74	56963.00	38900.00	95863.00	14.62	90700.00	49950.00	140650.00	16.25
7	GUJARAT	23781.00	231432.00	255213.00	6.13	143425.00	231289.00	374714.00	7.31	51650.00	283370.00	335020.00	5.50
8	HARYANA	72261.00	614405.00	686666.00	14.79	102124.00	1171258.00	1273382.00	28.41	568025.00	1535744.00	2103769.00	32.20
9	HIMACHAL PRADESH	0.00	553430.00	553430.00	59.11	0.00	858376.00	858376.00	65.25	0.00	933177.00	933177.00	62.90
10	JAMMU & KASHMIR	0.00	602960.00	602960.00	44.72	88600.00	622335.00	710935.00	49.66	120000.00	922582.00	1042582.00	49.15
11	JHARKHAND	0.00	73992.00	73992.00	3.74	0.00	100508.00	100508.00	2.89	0.00	129730.00	129730.00	2.74
12	KARNATAKA	273807.00	1026041.00	1299848.00	21.43	445971.00	1564908.00	2010879.00	28.38	517077.00	1157911.00	1674988.00	22.99
13	KERALA	31209.00	847750.00	878959.00	14.58	20900.00	1062406.00	1083306.00	13.97	26000.00	1138221.00	1164221.00	13.75
14	MADHYA PRADESH	183232.00	2422206.00	2605438.00	70.22	338800.00	3141431.00	3480231.00	75.83	193601.00	3545056.00	3738657.00	77.16
15	MAHARASHTRA	58642.00	357149.00	415791.00	3.15	38791.00	410820.00	449611.00	2.90	8597.00	481861.00	490458.00	2.88
16	MANIPUR	57168.00	469422.00	526590.00	86.31	42404.00	510067.00	552471.00	86.69	80300.00	668565.00	748865.00	88.97
17	MEGHALAYA	16188.00	45463.00	61651.00	15.77	28914.00	54766.00	83680.00	14.92	74434.00	81436.00	155870.00	21.72
18	MIZORAM	31713.00	138122.00	169835.00	52.25	176051.00	164090.00	340141.00	89.17	178447.00	226775.00	405222.00	91.53
19	NAGALAND	3421.00	173900.00	177321.00	76.39	9410.00	191377.00	200787.00	77.67	27050.00	208390.00	235440.00	72.78
20	ORISSA	10458.00	1146365.00	1156823.00	22.51	16254.00	1756277.00	1772531.00	27.61	22430.00	2149636.00	2172066.00	22.94
21	PUNJAB	0.00	655913.00	655913.00	25.25	10.00	878554.00	878564.00	30.53	3550.00	864939.00	868489.00	18.40
22	RAJASTHAN	62526.00	1632519.00	1695045.00	60.96	45112.00	2046992.00	2092104.00	58.01	46442.00	2412924.00	2459366.00	63.13
23	SIKKIM	47258.00	13997.00	61255.00	100.00	57335.00	16434.00	73769.00	100.00	62900.00	15880.00	78780.00	100.00
24	TAMIL NADU	10946.00	1588881.00	1599827.00	25.19	48377.00	2588500.00	2636877.00	24.95	20799.00	3308651.00	3329450.00	28.89
25	TRIPURA	3738.00	197710.00	201448.00	89.73	15300.00	247205.00	262505.00	90.08	16600.00	323030.00	339630.00	90.63
26	UTTARAKHAND	89598.00	286772.00	376370.00	28.19	112626.00	300990.00	413616.00	33.73	114618.00	475747.00	590365.00	52.07
27	UTTAR PRADESH	477.00	694832.00	695309.00	8.97	50795.00	837224.00	888019.00	9.16	52636.00	975638.00	1028274.00	9.05
28	WEST BENGAL	46514.00	618146.00	664660.00	8.51	111749.00	635819.00	747568.00	8.04	100000.00	1186356.00	1286356.00	8.13
TOTAL STATES		1502458.00	20961808.00	22464266.00	21.97	2670624.00	28022819.00	30693443.00	24.16	3095400.00	33962863.00	37058263.00	24.27
29	A. & N. ISLANDS	36172.00	32790.00	68962.00	84.82	63853.00	41331.00	105184.00	89.49	62720.00	49679.00	112399.00	90.06
30	CHANDIGARH	26271.00	243836.00	270107.00	35.40	24057.00	262543.00	286600.00	36.74	16200.00	418411.00	434611.00	47.26
31	DADRA & NAGAR HAVELI
32	DAMAN & DIU
33	DELHI	23334.00	0.00	23334.00	4.22	18500.00	0.00	18500.00	2.10	22740.00	0.00	22740.00	2.27
34	LAKSHADWEEP	5473.00	33075.00	38548.00	100.00	23340.00	38500.00	61840.00	100.00	22292.00	30000.00	52292.00	100.00
35	PUDUCHERRY	75820.00	196611.00	272431.00	60.90	96144.00	225443.00	321587.00	67.94	260936.00	276342.00	537278.00	77.38
TOTAL U.T.		167070.00	506312.00	673382.00	35.54	225894.00	567817.00	793711.00	34.09	384888.00	774432.00	1159320.00	41.21
TOTAL (STATE & UTS)		1669528.00	21468120.00	23137648.00	22.21	2896518.00	28590636.00	31487154.00	24.34	3480288.00	34737295.00	38217583.00	24.57

STATEMENT NO. (14): PLAN & NON-PLAN BUDGETED EXPENDITURE ON UNIVERSITY/DL/SCHOLARSHIPS (Sub-head wise)

ACCOUNT: REVENUE ACCOUNT
PROGRAM: ASSISTANCE TO NON-GOVT. COLLEGES

(RUPEES IN THOUSANDS)

SL. NO.	STATE/UNION TERRITORY	2007-08 (ACTUALS)				2008-09 (R.E.)				2009-10 (B.E.)			
		PLAN	NON-PLAN	TOTAL	% AGE TO TOTAL EXP. ON UNV. EDN.	PLAN	NON-PLAN	TOTAL	% AGE TO TOTAL EXP. ON UNV. EDN.	PLAN	NON-PLAN	TOTAL	% AGE TO TOTAL EXP. ON UNV. EDN.
1	ANDHRA PRADESH	0.00	3507154.00	3507154.00	33.15	0.00	3835837.00	3835837.00	28.81	0.00	3929214.00	3929214.00	27.95
2	ARUNACHAL PRADESH	500.00	0.00	500.00	0.32	0.00	0.00	0.00	0.00	0.00	0.00	0.00	0.00
3	ASSAM	0.00	61304.00	61304.00	1.57	85000.00	25902.00	110902.00	2.36	80000.00	65103.00	145103.00	2.43
4	BIHAR
5	CHHATTISGARH	24766.00	112343.00	137109.00	10.00	23000.00	135000.00	158000.00	9.42	15000.00	140000.00	155000.00	7.04
6	GOA	16100.00	259698.00	275798.00	58.34	8000.00	287000.00	295000.00	44.99	23389.00	480000.00	503389.00	58.16
7	GUJARAT	4000.00	2639068.00	2643068.00	63.51	4000.00	3358800.00	3362800.00	65.63	4000.00	3472225.00	3476225.00	57.07
8	HARYANA	0.00	1113300.00	1113300.00	23.99	0.00	1252000.00	1252000.00	27.93	10000.00	2003000.00	2013000.00	30.81
9	HIMACHAL PRADESH	0.00	56048.00	56048.00	5.99	0.00	40000.00	40000.00	3.04	0.00	40000.00	40000.00	2.70
10	JAMMU & KASHMIR	0.00	83167.00	83167.00	6.17	0.00	97680.00	97680.00	6.82	0.00	112983.00	112983.00	5.33
11	JHARKHAND
12	KARNATAKA	6459.00	2760393.00	2766852.00	45.61	7000.00	2881280.00	2888280.00	40.76	10000.00	2988867.00	2998867.00	41.16
13	KERALA	2326.00	3372258.00	3374584.00	55.96	1000.00	4654696.00	4655696.00	60.05	31500.00	5015718.00	5047218.00	59.60
14	MADHYA PRADESH	10383.00	270885.00	281268.00	7.58	6942.00	309479.00	316421.00	6.89	1800.00	352045.00	353845.00	7.30
15	MAHARASHTRA	95732.00	11310859.00	11406591.00	86.44	22200.00	13237651.00	13259851.00	85.58	7400.00	14802291.00	14809691.00	87.01
16	MANIPUR	11498.00	26518.00	38016.00	6.23	11256.00	37950.00	49206.00	7.72	12000.00	39755.00	51755.00	6.15
17	MEGHALAYA	19441.00	269503.00	288944.00	73.93	37926.00	256766.00	294692.00	52.54	77986.00	377940.00	455926.00	63.52
18	MIZORAM	136295.00	0.00	136295.00	41.93	12240.00	0.00	12240.00	3.21	11874.00	0.00	11874.00	2.68
19	NAGALAND	10000.00	6500.00	16500.00	7.11	10000.00	6500.00	16500.00	6.38	20000.00	6500.00	26500.00	8.19
20	ORISSA	667772.00	1269060.00	1936832.00	37.70	123112.00	3139746.00	3262858.00	50.83	368164.00	4886133.00	5254297.00	55.49
21	PUNJAB	0.00	1194305.00	1194305.00	45.98	0.00	1187710.00	1187710.00	41.27	0.00	3103657.00	3103657.00	65.74
22	RAJASTHAN	0.00	283390.00	283390.00	10.19	0.00	388800.00	388800.00	10.78	0.00	283800.00	283800.00	7.28
23	SIKKIM
24	TAMIL NADU	0.00	3707179.00	3707179.00	58.37	0.00	7123075.00	7123075.00	67.39	0.00	7388339.00	7388339.00	64.12
25	TRIPURA	0.00	0.00	0.00	0.00	0.00	300.00	300.00	0.10	0.00	300.00	300.00	0.08
26	UTTARAKHAND	5672.00	156876.00	162548.00	12.17	76543.00	257131.00	333674.00	27.21	16400.00	265150.00	281550.00	24.83
27	UTTAR PRADESH	171519.00	5310396.00	5481915.00	70.72	201902.00	5911951.00	6113853.00	63.08	12650.00	7598558.00	7611208.00	66.95
28	WEST BENGAL	28017.00	3735832.00	3763849.00	48.18	322200.00	4155648.00	4477848.00	48.17	330000.00	7275819.00	7605819.00	48.07
TOTAL STATES		1210480.00	41506036.00	42716516.00	41.77	952321.00	52580902.00	53533223.00	42.14	1032163.00	64627397.00	65659560.00	42.99
29	A. & N. ISLANDS
30	CHANDIGARH	3399.00	121587.00	124986.00	16.38	3500.00	152000.00	155500.00	19.94	3000.00	140000.00	143000.00	15.55
31	DADRA & NAGAR HAVELI
32	DAMAN & DIU
33	DELHI	21679.00	490650.00	512329.00	92.63	46500.00	620000.00	666500.00	75.74	47260.00	700000.00	747260.00	74.65
34	LAKSHADWEEP
35	PUDUCHERRY
TOTAL U.T.		25078.00	612237.00	637315.00	33.63	50000.00	772000.00	822000.00	35.30	50260.00	840000.00	890260.00	31.64
TOTAL (STATE & UTs)		1235558.00	42118273.00	43353831.00	41.62	1002321.00	53352902.00	54355223.00	42.02	1082423.00	65467397.00	66549820.00	42.79

STATEMENT NO. (14): PLAN & NON-PLAN BUDGETED EXPENDITURE ON UNIVERSITY/DL/SCHOLARSHIPS (Sub-head wise)

ACCOUNT: REVENUE ACCOUNT
PROGRAM: SCHOLARSHIPS

(RUPEES IN THOUSANDS)

SL. NO.	STATE/UNION TERRITORY	2007-08 (ACTUALS)				2008-09 (R. E.)				2009-10 (B. E.)			
		PLAN	NON-PLAN	TOTAL	% AGE TO TOTAL EXP. ON UNV. EDN.	PLAN	NON-PLAN	TOTAL	% AGE TO TOTAL EXP. ON UNV. EDN.	PLAN	NON-PLAN	TOTAL	% AGE TO TOTAL EXP. ON UNV. EDN.
1	ANDHRA PRADESH	31900.00	0.00	31900.00	0.30	30200.00	30000.00	60200.00	0.45	277700.00	30000.00	307700.00	2.19
2	ARUNACHAL PRADESH	37316.00	0.00	37316.00	24.22	44300.00	0.00	44300.00	20.97	45000.00	0.00	45000.00	16.07
3	ASSAM	0.00	1389.00	1389.00	0.04	300.00	5893.00	6193.00	0.13	300.00	5893.00	6193.00	0.10
4	BIHAR
5	CHHATTISGARH	9007.00	251.00	9258.00	0.68	8030.00	750.00	8780.00	0.52	9000.00	700.00	9700.00	0.44
6	GOA
7	GUJARAT
8	HARYANA	187177.00	6033.00	193210.00	4.16	249970.00	9951.00	259921.00	5.80	408700.00	7601.00	416301.00	6.37
9	HIMACHAL PRADESH
10	JAMMU & KASHMIR	0.00	1212.00	1212.00	0.09	0.00	1212.00	1212.00	0.08	0.00	1212.00	1212.00	0.06
11	JHARKHAND
12	KARNATAKA	20872.00	2780.00	23652.00	0.39	30000.00	3284.00	33284.00	0.47	35000.00	3415.00	38415.00	0.53
13	KERALA	20110.00	12285.00	32395.00	0.54	73907.00	18546.00	92453.00	1.19	120100.00	17796.00	137896.00	1.63
14	MADHYA PRADESH	3588.00	2055.00	5643.00	0.15	6800.00	1945.00	8745.00	0.19	16900.00	2127.00	19027.00	0.39
15	MAHARASHTRA	0.00	5753.00	5753.00	0.04	62553.00	10550.00	73103.00	0.47	7417.00	10753.00	18170.00	0.11
16	MANIPUR	0.00	1691.00	1691.00	0.28	220.00	2002.00	2222.00	0.35	220.00	2002.00	2222.00	0.26
17	MEGHALAYA	0.00	2590.00	2590.00	0.66	100.00	18236.00	18336.00	3.27	120.00	22653.00	22773.00	3.17
18	MIZORAM	1200.00	3100.00	4300.00	1.32	1250.00	3500.00	4750.00	1.25	1250.00	4260.00	5510.00	1.24
19	NAGALAND	0.00	17102.00	17102.00	7.37	0.00	20868.00	20868.00	8.07	0.00	20868.00	20868.00	6.45
20	ORISSA	2615.00	4127.00	6742.00	0.13	84063.00	6401.00	90464.00	1.41	33882.00	6400.00	40282.00	0.43
21	PUNJAB	0.00	1402.00	1402.00	0.05	0.00	3289.00	3289.00	0.11	0.00	3950.00	3950.00	0.08
22	RAJASTHAN	2378.00	1897.00	4275.00	0.15	7000.00	1100.00	8100.00	0.22	7000.00	1050.00	8050.00	0.21
23	SIKKIM
24	TAMIL NADU	20809.00	13161.00	33970.00	0.53	23587.00	18587.00	42174.00	0.40	23587.00	18587.00	42174.00	0.37
25	TRIPURA	5605.00	0.00	5605.00	2.50	7000.00	0.00	7000.00	2.40	7000.00	0.00	7000.00	1.87
26	UTTARAKHAND	580.00	2.00	582.00	0.04	2000.00	50.00	2050.00	0.17	1001.00	50.00	1051.00	0.09
27	UTTAR PRADESH	6300.00	0.00	6300.00	0.08	9250.00	0.00	9250.00	0.10	132601.00	0.00	132601.00	1.17
28	WEST BENGAL
TOTAL STATES		349457.00	76830.00	426287.00	0.42	640530.00	156164.00	796694.00	0.63	1126778.00	159317.00	1286095.00	0.84
29	A. & N. ISLANDS	448.00	11891.00	12339.00	15.18	350.00	12000.00	12350.00	10.51	400.00	12000.00	12400.00	9.94
30	CHANDIGARH
31	DADRA & NAGAR HAVELI
32	DAMAN & DIU
33	DELHI
34	LAKSHADWEEP
35	PUDUCHERRY	151515.00	43.00	151558.00	33.88	148631.00	70.00	148701.00	31.42	151701.00	50.00	151751.00	21.86
TOTAL U.T.		151963.00	11934.00	163897.00	8.65	148981.00	12070.00	161051.00	6.92	152101.00	12050.00	164151.00	5.83
TOTAL (STATE & UTs)		501420.00	88764.00	590184.00	0.57	789511.00	168234.00	957745.00	0.74	1278879.00	171367.00	1450246.00	0.93

STATEMENT NO. (14): PLAN & NON-PLAN BUDGETED EXPENDITURE ON UNIVERSITY/DL/SCHOLARSHIPS (Sub-head wise)

ACCOUNT: REVENUE ACCOUNT
PROGRAM: OTHER EXPENDITURE

(RUPEES IN THOUSANDS)

SL. NO.	STATE/UNION TERRITORY	2007-08(ACTUALS)				2008-09(R. E.)				2009-10(B. E.)			
		PLAN	NON-PLAN	TOTAL	% AGE TO TOTAL EXP. ON UNV. EDN.	PLAN	NON-PLAN	TOTAL	% AGE TO TOTAL EXP. ON UNV. EDN.	PLAN	NON-PLAN	TOTAL	% AGE TO TOTAL EXP. ON UNV. EDN.
1	ANDHRA PRADESH	29491.00	9188.00	38679.00	0.37	78808.00	29916.00	108724.00	0.82	177329.00	31565.00	208894.00	1.49
2	ARUNACHAL PRADESH	2450.00	0.00	2450.00	1.59	3332.00	0.00	3332.00	1.58	3168.00	0.00	3168.00	1.13
3	ASSAM	8150.00	97782.00	105932.00	2.71	16400.00	5933.00	22333.00	0.47	125400.00	6328.00	131728.00	2.21
4	BIHAR	0.00	12800.00	12800.00	0.16	0.00	27246.00	27246.00	0.28	0.00	14885.00	14885.00	0.15
5	CHHATTISGARH	2000.00	0.00	2000.00	0.15	2500.00	0.00	2500.00	0.15	2500.00	0.00	2500.00	0.11
6	GOA	303.00	824.00	1127.00	0.24	86551.00	34115.00	120666.00	18.40	1005.00	1500.00	2505.00	0.29
7	GUJARAT	84496.00	12622.00	97118.00	2.33	51670.00	13600.00	65270.00	1.27	77500.00	11345.00	88845.00	1.46
8	HARYANA	59514.00	0.00	59514.00	1.28	83200.00	0.00	83200.00	1.86	102800.00	0.00	102800.00	1.57
9	HIMACHAL PRADESH	6456.00	20343.00	26799.00	2.86	2218.00	54839.00	57057.00	4.34	2606.00	57699.00	60305.00	4.07
10	JAMMU & KASHMIR
11	JHARKHAND	181000.00	0.00	181000.00	9.14	90000.00	0.00	90000.00	2.59	1136400.00	0.00	1136400.00	23.97
12	KARNATAKA	19260.00	18405.00	37665.00	0.62	65500.00	22345.00	87845.00	1.24	244500.00	20886.00	265386.00	3.64
13	KERALA	84230.00	55922.00	140152.00	2.32	88501.00	61312.00	149813.00	1.93	112300.00	64936.00	177236.00	2.09
14	MADHYA PRADESH	0.00	6200.00	6200.00	0.17	0.00	2790.00	2790.00	0.06	0.00	3400.00	3400.00	0.07
15	MAHARASHTRA
16	MANIPUR	7193.00	5056.00	12249.00	2.01	8500.00	6716.00	15216.00	2.39	12000.00	7458.00	19458.00	2.31
17	MEGHALAYA	33896.00	100.00	33996.00	8.70	158100.00	325.00	158425.00	28.24	73800.00	506.00	74306.00	10.35
18	MIZORAM
19	NAGALAND
20	ORISSA	989376.00	500.00	989876.00	19.27	177016.00	168002.00	345018.00	5.37	327717.00	384951.00	712668.00	7.53
21	PUNJAB	0.00	77313.00	77313.00	2.98	0.00	145482.00	145482.00	5.05	0.00	145482.00	145482.00	3.08
22	RAJASTHAN	12640.00	85931.00	98571.00	3.55	12490.00	105780.00	118270.00	3.28	13290.00	122680.00	135970.00	3.49
23	SIKKIM
24	TAMIL NADU	1217.00	84.00	1301.00	0.02	10200.00	1032.00	11232.00	0.11	10200.00	1031.00	11231.00	0.10
25	TRIPURA	0.00	130.00	130.00	0.06	0.00	120.00	120.00	0.04	0.00	155.00	155.00	0.04
26	UTTARAKHAND	1194.00	17400.00	18594.00	1.39	2061.00	3708.00	5769.00	0.47	2615.00	25470.00	28085.00	2.48
27	UTTAR PRADESH	0.00	8712.00	8712.00	0.11	38477.00	1367317.00	1405794.00	14.50	7583.00	1711428.00	1719011.00	15.12
28	WEST BENGAL	63429.00	27951.00	91380.00	1.17	106472.00	55342.00	161814.00	1.74	133010.00	78840.00	211850.00	1.34
TOTAL STATES		1586295.00	457263.00	2043558.00	2.00	1081996.00	2105920.00	3187916.00	2.51	2565723.00	2690545.00	5256268.00	3.44
29	A. & N. ISLANDS
30	CHANDIGARH	0.00	2000.00	2000.00	0.26	0.00	2000.00	2000.00	0.26	0.00	2000.00	2000.00	0.22
31	DADRA & NAGAR HAVELI
32	DAMAN & DIU
33	DELHI	175.00	0.00	175.00	0.03	43000.00	0.00	43000.00	4.89	92200.00	0.00	92200.00	9.21
34	LAKSHADWEEP
35	PUDUCHERRY	23348.00	0.00	23348.00	5.22	2500.00	0.00	2500.00	0.53	5000.00	0.00	5000.00	0.72
TOTAL U.T.		23523.00	2000.00	25523.00	1.35	45500.00	2000.00	47500.00	2.04	97200.00	2000.00	99200.00	3.53
TOTAL (STATE & UTs)		1609818.00	459263.00	2069081.00	1.99	1127496.00	2107920.00	3235416.00	2.50	2662923.00	2692545.00	5355468.00	3.44

STATEMENT NO. (15): PLAN & NON-PLAN BUDGETED EXPENDITURE ON TECHNICAL EDUCATION

ACCOUNT: REVENUE ACCOUNT
PROGRAM: TOTAL EXPENDITURE

(RUPEES IN THOUSANDS)

SL. NO.	STATE/UNION TERRITORY	2007-08 (ACTUALS)				2008-09 (R. E.)				2009-10 (B. E.)			
		PLAN	NON-PLAN	TOTAL	% AGE TO TOTAL EXP. ON EDUCATION	PLAN	NON-PLAN	TOTAL	% AGE TO TOTAL EXP. ON EDUCATION	PLAN	NON-PLAN	TOTAL	% AGE TO TOTAL EXP. ON EDUCATION
1	ANDHRA PRADESH	806362.00	1216461.00	2022823.00	3.49	819250.00	1449334.00	2268584.00	3.10	1092255.00	1150685.00	2242940.00	2.57
2	ARUNACHAL PRADESH	1000.00	18686.00	19686.00	0.70	675.00	27448.00	28123.00	0.90	600.00	242187.00	242787.00	6.52
3	ASSAM	2104.00	451869.00	453973.00	1.62	57720.00	474298.00	532018.00	1.44	208800.00	468332.00	677132.00	1.55
4	BIHAR	121430.00	231541.00	352971.00	0.70	271434.00	351537.00	622971.00	0.93	43000.00	304348.00	347348.00	0.44
5	CHHATTISGARH	60380.00	171855.00	232235.00	1.30	237190.00	255810.00	493000.00	1.81	311340.00	343930.00	655270.00	1.91
6	GOA	126804.00	120733.00	247537.00	6.74	153735.00	147647.00	301382.00	5.47	170761.00	163501.00	334262.00	5.66
7	GUJARAT	484007.00	1052721.00	1536728.00	2.99	1476133.00	1114620.00	2590753.00	4.75	1628351.00	1180742.00	2809093.00	4.99
8	HARYANA	721773.00	407692.00	1129465.00	4.21	1210000.00	958553.00	2168553.00	5.49	1299000.00	1577136.00	2876136.00	5.47
9	HIMACHAL PRADESH	95040.00	37396.00	132436.00	0.91	13533.00	138833.00	152366.00	0.80	6500.00	155448.00	161948.00	0.79
10	JAMMU & KASHMIR	0.00	289380.00	289380.00	2.64	23248.00	336735.00	359983.00	2.42	51386.00	460018.00	511404.00	2.49
11	JHARKHAND	806689.00	963714.00	1770403.00	7.55	820083.00	228999.00	1049082.00	3.66	779500.00	275760.00	1055260.00	2.99
12	KARNATAKA	792341.00	825575.00	1617916.00	2.45	538661.00	1081904.00	1620565.00	1.95	618077.00	947933.00	1566010.00	1.85
13	KERALA	175283.00	1661296.00	1836579.00	4.15	325101.00	1978562.00	2303663.00	4.28	443100.00	2079124.00	2522224.00	4.12
14	MADHYA PRADESH	176671.00	615945.00	792616.00	2.23	424466.00	780928.00	1205394.00	2.29	755505.00	854518.00	1610023.00	2.69
15	MAHARASHTRA	458149.00	4264226.00	4722375.00	3.52	734881.00	5164019.00	5898900.00	3.70	2213600.00	6238597.00	6459957.00	3.41
16	MANIPUR	5663.00	26623.00	32286.00	0.88	12800.00	33153.00	45953.00	1.15	9300.00	37219.00	46519.00	1.04
17	MEGHALAYA	17758.00	19407.00	37165.00	1.13	135500.00	16500.00	152000.00	3.69	105000.00	25300.00	130300.00	2.59
18	MIZORAM	33809.00	9141.00	42950.00	1.52	32832.00	16523.00	49355.00	1.51	30000.00	18260.00	48260.00	1.16
19	NAGALAND	38737.00	35387.00	74124.00	2.21	30637.00	43385.00	74022.00	2.12	19400.00	48479.00	67879.00	1.84
20	ORISSA	182338.00	261392.00	443730.00	1.50	108140.00	331101.00	439241.00	0.99	117300.00	483356.00	602656.00	1.11
21	PUNJAB	0.00	415149.00	415149.00	1.58	0.00	452813.00	452813.00	1.48	20000.00	483134.00	503134.00	1.38
22	RAJASTHAN	135512.00	387037.00	522549.00	0.98	136276.00	399530.00	535806.00	0.73	89606.00	439671.00	529277.00	0.60
23	SIKKIM	25571.00	0.00	25571.00	1.13	25180.00	0.00	25180.00	0.92	19600.00	0.00	19600.00	0.58
24	TAMIL NADU	78955.00	1587500.00	1666455.00	2.48	240300.00	1994890.00	2235190.00	2.44	435684.00	1864592.00	2300276.00	2.20
25	TRIPURA	4667.00	27355.00	32022.00	0.65	16125.00	37880.00	54005.00	0.91	17575.00	47060.00	64635.00	0.82
26	UTTARAKHAND	171412.00	264761.00	436173.00	2.85	168329.00	230766.00	399095.00	3.54	119734.00	300606.00	420340.00	1.48
27	UTTAR PRADESH	691275.00	797212.00	1488487.00	1.33	1330940.00	899923.00	2230863.00	1.65	457254.00	1050656.00	1507910.00	0.89
28	WEST BENGAL	740190.00	730074.00	1470264.00	2.23	1136337.00	892486.00	2028823.00	2.78	1954323.00	1565415.00	3519738.00	3.21
TOTAL STATES		6953920.00	16890128.00	23844048.00	2.49	10479506.00	19838177.00	30317683.00	2.52	11024311.00	22808007.00	33832318.00	2.32
29	A. & N. ISLANDS	39148.00	12360.00	51508.00	4.00	50200.00	19700.00	69900.00	3.55	54000.00	24600.00	78600.00	3.22
30	CHANDIGARH	56616.00	205709.00	262325.00	11.94	51600.00	211600.00	263200.00	10.86	39800.00	258500.00	298300.00	10.09
31	DADRA & NAGAR HAVELI	11220.00	0.00	11220.00	3.75	17300.00	0.00	17300.00	3.90	17400.00	0.00	17400.00	3.08
32	DAMAN & DIU	15657.00	3342.00	18999.00	9.04	20400.00	5300.00	25700.00	9.34	22400.00	6000.00	28400.00	8.04
33	DELHI	742578.00	622798.00	1365376.00	6.43	853500.00	1042900.00	1896400.00	6.56	843200.00	1308000.00	2151200.00	6.13
34	LAKSHADWEEP	0.00	0.00	0.00	0.00	0.00	0.00	0.00	0.00	0.00	0.00	0.00	0.00
35	PUDUCHERRY	181491.00	18454.00	199945.00	8.66	268495.00	26035.00	294530.00	8.78	339303.00	27820.00	367123.00	10.18
TOTAL U.T.		1046710.00	862663.00	1909373.00	6.85	1261495.00	1305535.00	2567030.00	6.76	1316103.00	1624920.00	2941023.00	6.44
TOTAL (STATE & UTs)		8000630.00	17752791.00	25753421.00	2.61	11741001.00	21143712.00	32884713.00	2.65	12340414.00	24432927.00	36773341.00	2.45
CENTRE TOTAL		10667900.00	10152718.00	20820618.00	7.78	28852200.00	15469500.00	44321700.00	11.66	39020000.00	18900200.00	57920200.00	13.01
GRAND TOTAL		18668530.00	27905509.00	46574039.00	3.71	40593201.00	36613212.00	77206413.00	4.77	51360414.00	43333127.00	94693541.00	4.86

..NICNET..

STATEMENT NO. (16): PLAN & NON-PLAN BUDGETED EXPENDITURE ON TECHNICAL EDUCATION (Sub-head wise)

ACCOUNT: REVENUE ACCOUNT
PROGRAM: DIRECTION & ADMINISTRATION

(RUPEES IN THOUSANDS)

SL. NO.	STATE/UNION TERRITORY	2007-08(ACTUALS)				2008-09(R.E.)				2009-10(B.E.)			
		PLAN	NON-PLAN	TOTAL	% AGE TO TOTAL EXP. ON TEC. EDN.	PLAN	NON-PLAN	TOTAL	% AGE TO TOTAL EXP. ON TEC. EDN.	PLAN	NON-PLAN	TOTAL	% AGE TO TOTAL EXP. ON TEC. EDN.
1	ANDHRA PRADESH	4354.00	35994.00	40348.00	1.99	4450.00	37103.00	41553.00	1.83	5752.00	44552.00	50304.00	2.24
2	ARUNACHAL PRADESH	0.00	18686.00	18686.00	94.92	100.00	27448.00	27548.00	97.96	100.00	242187.00	242287.00	99.79
3	ASSAM	603.00	146670.00	147273.00	32.44	1020.00	127241.00	128261.00	24.11	166800.00	18378.00	185178.00	27.35
4	BIHAR	30456.00	15534.00	45990.00	13.03	6235.00	18477.00	24712.00	3.97	0.00	26276.00	26276.00	7.56
5	CHHATTISGARH	0.00	8256.00	8256.00	3.56	0.00	13640.00	13640.00	2.77	0.00	17460.00	17460.00	2.66
6	GOA
7	GUJARAT	23334.00	42835.00	66169.00	4.31	285957.00	38350.00	324307.00	12.52	39265.00	40958.00	80223.00	2.86
8	HARYANA	15286.00	22208.00	37494.00	3.32	10000.00	29982.00	39982.00	1.84	11900.00	38791.00	50691.00	1.76
9	HIMACHAL PRADESH	6256.00	5133.00	11389.00	8.60	0.00	15628.00	15628.00	10.26	0.00	16520.00	16520.00	10.20
10	JAMMU & KASHMIR	0.00	255213.00	255213.00	88.19	23248.00	302777.00	326025.00	90.57	51386.00	385972.00	437358.00	85.52
11	JHARKHAND	99.00	963714.00	963813.00	54.44	0.00	9528.00	9528.00	0.91	0.00	13127.00	13127.00	1.24
12	KARNATAKA	8774.00	39614.00	48388.00	2.99	10421.00	42713.00	53134.00	3.28	10503.00	41177.00	51680.00	3.30
13	KERALA	3976.00	34965.00	38941.00	2.12	4500.00	38261.00	42761.00	1.86	4000.00	40058.00	44058.00	1.76
14	MADHYA PRADESH	362.00	22112.00	22474.00	2.84	3200.00	31112.00	34312.00	2.85	5000.00	33781.00	38781.00	2.41
15	MAHARASHTRA	12661.00	138008.00	150669.00	3.19	1900.00	173303.00	175203.00	2.97	633.00	189372.00	190005.00	2.94
16	MANIPUR	455.00	1929.00	2384.00	7.38	600.00	2200.00	2800.00	6.09	600.00	2586.00	3186.00	6.85
17	MEGHALAYA	2682.00	2224.00	4906.00	13.20	3069.00	1504.00	4573.00	3.01	4700.00	2211.00	6911.00	5.30
18	MIZORAM	4719.00	0.00	4719.00	10.99	7203.00	0.00	7203.00	14.59	5750.00	0.00	5750.00	11.91
19	NAGALAND	1699.00	3891.00	5590.00	7.54	4925.00	7018.00	11943.00	16.13	3900.00	7413.00	11313.00	16.67
20	ORISSA	0.00	19862.00	19862.00	4.48	0.00	28565.00	28565.00	6.50	0.00	32654.00	32654.00	5.42
21	PUNJAB	0.00	23613.00	23613.00	5.69	0.00	28903.00	28903.00	6.38	0.00	29982.00	29982.00	5.96
22	RAJASTHAN	0.00	27302.00	27302.00	5.22	0.00	37767.00	37767.00	7.05	0.00	44832.00	44832.00	8.47
23	SIKKIM	12231.00	0.00	12231.00	47.83	25180.00	0.00	25180.00	100.00	19600.00	0.00	19600.00	100.00
24	TAMIL NADU	0.00	116703.00	116703.00	7.00	0.00	175319.00	175319.00	7.84	0.00	191364.00	191364.00	8.32
25	TRIPURA	0.00	0.00	0.00	0.00	0.00	10000.00	10000.00	18.52	0.00	11000.00	11000.00	17.02
26	UTTARAKHAND	89.00	3200.00	3289.00	0.75	30.00	5211.00	5241.00	1.31	1472.00	5557.00	7029.00	1.67
27	UTTAR PRADESH	1726.00	34599.00	36325.00	2.44	200.00	39742.00	39942.00	1.79	0.00	51257.00	51257.00	3.40
28	WEST BENGAL	0.00	21904.00	21904.00	1.49	0.00	24201.00	24201.00	1.19	0.00	35713.00	35713.00	1.01
TOTAL STATES		129762.00	2004169.00	2133931.00	8.95	392238.00	1265993.00	1658231.00	5.47	331361.00	1563178.00	1894539.00	5.60
29	A. & N. ISLANDS	0.00	5751.00	5751.00	2.19	0.00	6258.00	6258.00	2.38	100.00	10105.00	10205.00	3.42
30	CHANDIGARH
31	DADRA & NAGAR HAVELI	11220.00	0.00	11220.00	100.00	17300.00	0.00	17300.00	100.00	17400.00	0.00	17400.00	100.00
32	DAMAN & DIU	4364.00	3342.00	7706.00	40.56	5520.00	5300.00	10820.00	42.10	5050.00	6000.00	11050.00	38.91
33	DELHI	23751.00	25248.00	48999.00	3.59	27900.00	35009.00	62909.00	3.32	27900.00	41975.00	69875.00	3.25
34	LAKSHADWEEP
35	PUDUCHERRY
TOTAL U.T.		39335.00	34341.00	73676.00	3.86	50720.00	46567.00	97287.00	3.79	50450.00	58080.00	108530.00	3.69
TOTAL (STATE & UTs)		169097.00	2038510.00	2207607.00	8.57	442958.00	1312560.00	1755518.00	5.34	381811.00	1621258.00	2003069.00	5.45

STATEMENT NO. (16): PLAN & NON-PLAN BUDGETED EXPENDITURE ON TECHNICAL EDUCATION (Sub-head wise)

ACCOUNT: REVENUE ACCOUNT
PROGRAM: TECHNICAL SCHOOLS

(RUPEES IN THOUSANDS)

SL. NO.	STATE/UNION TERRITORY	2007-08(ACTUALS)				2008-09(R.E.)				2009-10(B.E.)			
		PLAN	NON-PLAN	TOTAL	% AGE TO TOTAL EXP. ON TEC. EDN.	PLAN	NON-PLAN	TOTAL	% AGE TO TOTAL EXP. ON TEC. EDN.	PLAN	NON-PLAN	TOTAL	% AGE TO TOTAL EXP. ON TEC. EDN.
1	ANDHRA PRADESH
2	ARUNACHAL PRADESH
3	ASSAM	616.00	9046.00	9662.00	2.13	200.00	14558.00	14758.00	2.77	1020.00	16931.00	17951.00	2.65
4	BIHAR	0.00	35440.00	35440.00	10.04	0.00	37298.00	37298.00	5.99	0.00	9359.00	9359.00	2.69
5	CHHATTISGARH
6	GOA	54206.00	11979.00	66185.00	26.74	62800.00	15229.00	78029.00	25.89	64882.00	19105.00	83987.00	25.13
7	GUJARAT	3190.00	149977.00	153167.00	9.97	3633.00	155150.00	158783.00	6.13	7091.00	161815.00	168906.00	6.01
8	HARYANA
9	HIMACHAL PRADESH
10	JAMMU & KASHMIR	0.00	34167.00	34167.00	11.81	0.00	33958.00	33958.00	9.43	0.00	74046.00	74046.00	14.48
11	JHARKHAND	531.00	0.00	531.00	0.03	400.00	2054.00	2454.00	0.23	620.00	2640.00	3260.00	0.31
12	KARNATAKA	1.00	17038.00	17039.00	1.05	0.00	20736.00	20736.00	1.28	0.00	21080.00	21080.00	1.35
13	KERALA	2732.00	187217.00	189949.00	10.34	7000.00	232786.00	239786.00	10.41	7500.00	251045.00	258545.00	10.34
14	MADHYA PRADESH	0.00	203.00	203.00	0.03	0.00	0.00	0.00	0.00	0.00	0.00	0.00	0.00
15	MAHARASHTRA	38189.00	355676.00	393865.00	8.34	4023.00	395830.00	399853.00	6.78	1341.00	485352.00	486693.00	7.53
16	MANIPUR
17	MEGHALAYA	0.00	0.00	0.00	0.00	100050.00	0.00	100050.00	65.82	70050.00	0.00	70050.00	53.76
18	MIZORAM
19	NAGALAND
20	ORISSA	0.00	1352.00	1352.00	0.30	0.00	2760.00	2760.00	0.63	0.00	2744.00	2744.00	0.46
21	PUNJAB
22	RAJASTHAN	34431.00	232235.00	266666.00	51.03	54275.00	279763.00	334038.00	62.34	64100.00	312839.00	376939.00	71.22
23	SIKKIM
24	TAMIL NADU
25	TRIPURA	1552.00	21971.00	23523.00	73.46	7200.00	20170.00	27370.00	50.68	7775.00	25825.00	33600.00	51.98
26	UTTARAKHAND
27	UTTAR PRADESH	0.00	3106.00	3106.00	0.21	0.00	4565.00	4565.00	0.20	0.00	4869.00	4869.00	0.32
28	WEST BENGAL	913.00	50132.00	51045.00	3.47	1255.00	55522.00	56777.00	2.80	3060.00	81707.00	84767.00	2.41
TOTAL STATES		136361.00	1109539.00	1245900.00	5.23	240836.00	1270379.00	1511215.00	4.98	227439.00	1469357.00	1696796.00	5.02
29	A. & N. ISLANDS
30	CHANDIGARH
31	DADRA & NAGAR HAVELI
32	DAMAN & DIU
33	DELHI
34	LAKSHADWEEP
35	PUDUCHERRY	0.00	4979.00	4979.00	2.49	0.00	8245.00	8245.00	2.80	0.00	7491.00	7491.00	2.04
TOTAL U.T.		0.00	4979.00	4979.00	0.26	0.00	8245.00	8245.00	0.32	0.00	7491.00	7491.00	0.25
TOTAL (STATE & UTs)		136361.00	1114518.00	1250879.00	4.86	240836.00	1278624.00	1519460.00	4.62	227439.00	1476848.00	1704287.00	4.64

..NICNET..

STATEMENT NO. (16): PLAN & NON-PLAN BUDGETED EXPENDITURE ON TECHNICAL EDUCATION (Sub-head wise)

ACCOUNT: REVENUE ACCOUNT
PROGRAM: POLYTECHNICS

(RUPEES IN THOUSANDS)

SL. NO.	STATE/UNION TERRITORY	2007-08(ACTUALS)				2008-09(R.E.)				2009-10(B.E.)			
		PLAN	NON-PLAN	TOTAL	% AGE TO TOTAL EXP. ON TEC. EDN.	PLAN	NON-PLAN	TOTAL	% AGE TO TOTAL EXP. ON TEC. EDN.	PLAN	NON-PLAN	TOTAL	% AGE TO TOTAL EXP. ON TEC. EDN.
1	ANDHRA PRADESH	609358.00	812927.00	1422285.00	70.31	320300.00	990004.00	1310304.00	57.76	75894.00	1047789.00	1123683.00	50.10
2	ARUNACHAL PRADESH
3	ASSAM	6.00	193808.00	193814.00	42.69	1600.00	198233.00	199833.00	37.56	6000.00	260043.00	266043.00	39.29
4	BIHAR	19720.00	107823.00	127543.00	36.13	65069.00	133498.00	198567.00	31.87	5000.00	150665.00	155665.00	44.82
5	CHHATTISGARH	18579.00	100419.00	118998.00	51.24	145790.00	153990.00	299780.00	60.81	205240.00	198740.00	403980.00	61.65
6	GOA	43740.00	43473.00	87213.00	35.23	54510.00	43080.00	97590.00	32.38	58864.00	56766.00	115630.00	34.59
7	GUJARAT	220628.00	466530.00	687158.00	44.72	563746.00	500850.00	1064596.00	41.09	642420.00	529097.00	1171517.00	41.70
8	HARYANA	403900.00	216195.00	620095.00	54.90	635000.00	397640.00	1032640.00	47.62	847100.00	613742.00	1460842.00	50.79
9	HIMACHAL PRADESH	68856.00	32263.00	101119.00	76.35	7533.00	98567.00	106100.00	69.63	500.00	106835.00	107335.00	66.28
10	JAMMU & KASHMIR
11	JHARKHAND	8769.00	0.00	8769.00	0.50	3400.00	131086.00	134486.00	12.82	9920.00	161594.00	171514.00	16.25
12	KARNATAKA	117578.00	433226.00	550804.00	34.04	255117.00	637580.00	892697.00	55.09	250023.00	483894.00	733917.00	46.87
13	KERALA	23949.00	524797.00	548746.00	29.88	32231.00	650971.00	683202.00	29.66	26000.00	683835.00	709835.00	28.39
14	MADHYA PRADESH	107758.00	341332.00	449090.00	56.66	281203.00	443585.00	724788.00	60.13	219703.00	489606.00	709309.00	44.06
15	MAHARASHTRA	29082.00	737596.00	766678.00	16.24	107749.00	926251.00	1034000.00	17.53	35916.00	1035014.00	1070930.00	16.58
16	MANIPUR	5208.00	24641.00	29849.00	92.45	7000.00	30603.00	37603.00	81.83	8700.00	34283.00	42983.00	92.40
17	MEGHALAYA	10944.00	16818.00	27762.00	74.70	28980.00	14728.00	43708.00	28.76	23699.00	22808.00	46507.00	35.69
18	MIZORAM	29090.00	9141.00	38231.00	89.01	25629.00	16523.00	42152.00	85.41	24250.00	18260.00	42510.00	88.09
19	NAGALAND	29682.00	24871.00	54553.00	73.60	5100.00	28408.00	33508.00	45.27	6000.00	31672.00	37672.00	55.50
20	ORISSA	30178.00	99567.00	129745.00	29.24	14939.00	133409.00	148348.00	33.77	13502.00	151999.00	165501.00	27.46
21	PUNJAB	0.00	238139.00	238139.00	57.36	0.00	275703.00	275703.00	60.89	20000.00	315037.00	335037.00	66.59
22	RAJASTHAN
23	SIKKIM	13340.00	0.00	13340.00	52.17	0.00	0.00	0.00	0.00	0.00	0.00	0.00	0.00
24	TAMIL NADU	670.00	700884.00	701554.00	42.10	43440.00	1035626.00	1079066.00	48.28	89874.00	1077388.00	1167262.00	50.74
25	TRIPURA	1432.00	0.00	1432.00	4.47	6825.00	0.00	6825.00	12.64	7350.00	0.00	7350.00	11.37
26	UTTARAKHAND	16725.00	136361.00	153086.00	35.10	26266.00	106605.00	132871.00	33.29	52262.00	168778.00	221040.00	52.59
27	UTTAR PRADESH	2474.00	422658.00	425132.00	28.56	157225.00	515027.00	672252.00	30.13	159450.00	649967.00	809417.00	53.68
28	WEST BENGAL	29805.00	363555.00	393360.00	26.75	271300.00	409975.00	681275.00	33.58	198500.00	597840.00	796340.00	22.62
TOTAL STATES		1841471.00	6047024.00	7888495.00	33.08	3059952.00	7871942.00	10931894.00	36.06	2986167.00	8885652.00	11871819.00	35.11
29	A. & N. ISLANDS	28491.00	12360.00	40851.00	79.31	44359.00	19700.00	64059.00	91.64	51400.00	24600.00	76000.00	96.69
30	CHANDIGARH	14216.00	44354.00	58570.00	22.33	19200.00	47542.00	66742.00	25.36	17300.00	72795.00	90095.00	30.20
31	DADRA & NAGAR HAVELI
32	DAMAN & DIU	10086.00	0.00	10086.00	53.09	13380.00	0.00	13380.00	52.06	15650.00	0.00	15650.00	55.11
33	DELHI	55907.00	196960.00	252867.00	18.52	51400.00	334230.00	385630.00	20.33	53700.00	423330.00	477030.00	22.18
34	LAKSHADWEEP
35	PUDUCHERRY	44516.00	13403.00	57919.00	28.97	109095.00	17665.00	126760.00	43.04	129301.00	20169.00	149470.00	40.71
TOTAL U.T.		153216.00	267077.00	420293.00	22.01	237434.00	419137.00	656571.00	25.58	267351.00	540894.00	808245.00	27.48
TOTAL (STATE & UTS)		1994687.00	6314101.00	8308788.00	32.26	3297386.00	8291079.00	11588465.00	35.24	3253518.00	9426546.00	12680064.00	34.50

..NICNET..

STATEMENT NO. (16): PLAN & NON-PLAN BUDGETED EXPENDITURE ON TECHNICAL EDUCATION (Sub-head wise)

ACCOUNT: REVENUE ACCOUNT
PROGRAM: ASSISTANCE TO UNIVERSITIES FOR TECHNICAL EDUCATION

(RUPEES IN THOUSANDS)

SL. NO.	STATE/UNION TERRITORY	2007-08(ACTUALS)				2008-09(R.E.)				2009-10(B.E.)			
		PLAN	NON-PLAN	TOTAL	% AGE TO TOTAL EXP. ON TEC. EDN.	PLAN	NON-PLAN	TOTAL	% AGE TO TOTAL EXP. ON TEC. EDN.	PLAN	NON-PLAN	TOTAL	% AGE TO TOTAL EXP. ON TEC. EDN.
1	ANDHRA PRADESH	175000.00	333796.00	508796.00	25.15	450000.00	366362.00	816362.00	35.99	725680.00	0.00	725680.00	32.35
2	ARUNACHAL PRADESH
3	ASSAM
4	BIHAR	0.00	11600.00	11600.00	3.29	0.00	60000.00	60000.00	9.63	0.00	20000.00	20000.00	5.76
5	CHHATTISGARH	16000.00	0.00	16000.00	6.89	40000.00	0.00	40000.00	8.11	40000.00	0.00	40000.00	6.10
6	GOA
7	GUJARAT
8	HARYANA	230000.00	0.00	230000.00	20.36	240000.00	0.00	240000.00	11.07	200000.00	0.00	200000.00	6.95
9	HIMACHAL PRADESH
10	JAMMU & KASHMIR
11	JHARKHAND	35959.00	0.00	35959.00	2.03	16748.00	0.00	16748.00	1.60	58900.00	0.00	58900.00	5.58
12	KARNATAKA
13	KERALA	25000.00	183589.00	208589.00	11.36	40000.00	192984.00	232984.00	10.11	80000.00	212000.00	292000.00	11.68
14	MADHYA PRADESH
15	MAHARASHTRA	10000.00	21377.00	31377.00	0.66	0.00	50643.00	50643.00	0.86	0.00	53743.00	53743.00	0.83
16	MANIPUR
17	MEGHALAYA
18	MIZORAM
19	NAGALAND
20	ORISSA
21	PUNJAB
22	RAJASTHAN	38581.00	45000.00	83581.00	15.99	5500.00	56500.00	62000.00	11.57	15500.00	56500.00	72000.00	13.60
23	SIKKIM
24	TAMIL NADU	0.00	290489.00	290489.00	17.43	1.00	245770.00	245771.00	11.00	1.00	230770.00	230771.00	10.03
25	TRIPURA
26	UTTARAKHAND
27	UTTAR PRADESH
28	WEST BENGAL	46908.00	143338.00	190246.00	12.94	39760.00	176480.00	216240.00	10.66	52000.00	439503.00	491503.00	13.96
	TOTAL STATES	577448.00	1029189.00	1606637.00	6.74	832009.00	1148739.00	1980748.00	6.53	1172081.00	1012516.00	2184597.00	6.46
29	A. & N. ISLANDS
30	CHANDIGARH
31	DADRA & NAGAR HAVELI
32	DAMAN & DIU
33	DELHI
34	LAKSHADWEEP
35	PUDUCHERRY
	TOTAL U.T.	0.00	0.00	0.00	0.00	0.00	0.00	0.00	0.00	0.00	0.00	0.00	0.00
	TOTAL (STATE & UTs)	577448.00	1029189.00	1606637.00	6.24	832009.00	1148739.00	1980748.00	6.02	1172081.00	1012516.00	2184597.00	5.94

STATEMENT NO. (16): PLAN & NON-PLAN BUDGETED EXPENDITURE ON TECHNICAL EDUCATION (Sub-head wise)

ACCOUNT: REVENUE ACCOUNT
PROGRAM: ASSISTANCE TO NON-GOVT. COLLEGES

(RUPEES IN THOUSANDS)

SL. NO.	STATE/UNION TERRITORY	2007-08(ACTUALS)				2008-09(R.E.)				2009-10(B.E.)			
		PLAN	NON-PLAN	TOTAL	% AGE TO TOTAL EXP. ON TEC. EDN.	PLAN	NON-PLAN	TOTAL	% AGE TO TOTAL EXP. ON TEC. EDN.	PLAN	NON-PLAN	TOTAL	% AGE TO TOTAL EXP. ON TEC. EDN.
1	ANDHRA PRADESH	2000.00	5529.00	7529.00	0.37	2000.00	23861.00	25861.00	1.14	1544.00	24272.00	25816.00	1.15
2	ARUNACHAL PRADESH
3	ASSAM
4	BIHAR
5	CHHATTISGARH	900.00	0.00	900.00	0.39	1000.00	0.00	1000.00	0.20	1000.00	0.00	1000.00	0.15
6	GOA
7	GUJARAT
8	HARYANA	69673.00	103102.00	172775.00	15.30	60000.00	313939.00	373939.00	17.24	61000.00	560035.00	621035.00	21.59
9	HIMACHAL PRADESH
10	JAMMU & KASHMIR
11	JHARKHAND
12	KARNATAKA	385521.00	273138.00	658659.00	40.71	167500.00	323261.00	490761.00	30.28	172000.00	336191.00	508191.00	32.45
13	KERALA	1045.00	279795.00	280840.00	15.29	1500.00	320651.00	322151.00	13.98	1700.00	344613.00	346313.00	13.85
14	MADHYA PRADESH	36400.00	152500.00	188900.00	23.83	63041.00	153950.00	216991.00	18.00	456802.00	186000.00	642802.00	39.93
15	MAHARASHTRA
16	MANIPUR
17	MEGHALAYA
18	MIZORAM
19	NAGALAND
20	ORISSA
21	PUNJAB
22	RAJASTHAN	62500.00	82500.00	145000.00	27.75	76500.00	25500.00	102000.00	19.04	10005.00	25500.00	35505.00	6.71
23	SIKKIM
24	TAMIL NADU	0.00	126291.00	126291.00	7.58	0.00	203120.00	203120.00	9.09	0.00	186691.00	186691.00	8.12
25	TRIPURA
26	UTTARAKHAND	5002.00	14000.00	19002.00	4.36	5001.00	14000.00	19001.00	4.76	10000.00	19000.00	29000.00	6.90
27	UTTAR PRADESH	0.00	166643.00	166643.00	11.20	50001.00	170128.00	220129.00	9.87	50000.00	170128.00	220128.00	14.60
28	WEST BENGAL
	TOTAL STATES	563041.00	1203498.00	1766539.00	7.41	426543.00	1548410.00	1974953.00	6.51	764051.00	1852430.00	2616481.00	7.74
29	A. & N. ISLANDS	10657.00	0.00	10657.00	20.69	5841.00	0.00	5841.00	8.36	2600.00	0.00	2600.00	3.31
30	CHANDIGARH
31	DADRA & NAGAR HAVELI
32	DAMAN & DIU
33	DELHI	0.00	1709.00	1709.00	0.13	0.00	3750.00	3750.00	0.20	0.00	3750.00	3750.00	0.17
34	LAKSHADWEEP
35	PUDUCHERRY
	TOTAL U.T.	10657.00	1709.00	12366.00	0.65	5841.00	3750.00	9591.00	0.37	2600.00	3750.00	6350.00	0.22
	TOTAL (STATE & UTs)	573698.00	1205207.00	1778905.00	6.91	432384.00	1552160.00	1984544.00	6.03	766651.00	1856180.00	2622831.00	7.14

STATEMENT NO. (16): PLAN & NON-PLAN BUDGETED EXPENDITURE ON TECHNICAL EDUCATION (Sub-head wise)

ACCOUNT: REVENUE ACCOUNT
PROGRAM: ENGINEERING COLLEGES AND INSTITUTIONS

(RUPEES IN THOUSANDS)

SL. NO.	STATE/UNION TERRITORY	2007-08(ACTUALS)				2008-09(R.E.)				2009-10(B.E.)			
		PLAN	NON-PLAN	TOTAL	% AGE TO TOTAL EXP. ON TEC. EDN.	PLAN	NON-PLAN	TOTAL	% AGE TO TOTAL EXP. ON TEC. EDN.	PLAN	NON-PLAN	TOTAL	% AGE TO TOTAL EXP. ON TEC. EDN.
1	ANDHRA PRADESH	0.00	17041.00	17041.00	0.84	0.00	18191.00	18191.00	0.80	0.00	20572.00	20572.00	0.92
2	ARUNACHAL PRADESH	1000.00	0.00	1000.00	5.08	575.00	0.00	575.00	2.04	500.00	0.00	500.00	0.21
3	ASSAM	415.00	100734.00	101149.00	22.28	53150.00	129716.00	182866.00	34.37	8430.00	168430.00	176860.00	26.12
4	BIHAR	3408.00	61158.00	64566.00	18.29	48930.00	102264.00	151194.00	24.27	8000.00	98048.00	106048.00	30.53
5	CHHATTISGARH	22175.00	52190.00	74365.00	32.02	43900.00	75730.00	119630.00	24.27	58800.00	115680.00	174480.00	26.63
6	GOA	28858.00	65281.00	94139.00	38.03	36425.00	73620.00	110045.00	36.51	47015.00	87630.00	134645.00	40.28
7	GUJARAT	194780.00	362032.00	556812.00	36.23	541211.00	384660.00	925871.00	35.74	794651.00	411102.00	1205753.00	42.92
8	HARYANA	0.00	51001.00	51001.00	4.52	0.00	205590.00	205590.00	9.48	0.00	360358.00	360358.00	12.53
9	HIMACHAL PRADESH	14824.00	0.00	14824.00	11.19	0.00	24638.00	24638.00	16.17	0.00	32093.00	32093.00	19.82
10	JAMMU & KASHMIR
11	JHARKHAND	8102.00	0.00	8102.00	0.46	11000.00	86231.00	97231.00	9.27	9300.00	98299.00	107599.00	10.20
12	KARNATAKA	32039.00	10224.00	42263.00	2.61	30025.00	12232.00	42257.00	2.61	90000.00	13019.00	103019.00	6.58
13	KERALA	78881.00	408271.00	487152.00	26.52	150819.00	487291.00	638110.00	27.70	93000.00	497020.00	590020.00	23.60
14	MADHYA PRADESH	5616.00	94485.00	100101.00	12.63	32500.00	144700.00	177200.00	14.70	16500.00	138841.00	155341.00	9.65
15	MAHARASHTRA	264285.00	248709.00	512994.00	10.86	109600.00	298302.00	407902.00	6.91	36533.00	321909.00	358442.00	5.55
16	MANIPUR
17	MEGHALAYA
18	MIZORAM
19	NAGALAND
20	ORISSA	137160.00	134380.00	271540.00	61.19	93200.00	159867.00	253067.00	57.61	103797.00	284959.00	388756.00	64.51
21	PUNJAB
22	RAJASTHAN
23	SIKKIM
24	TAMIL NADU	54344.00	242117.00	296461.00	17.79	142697.00	186486.00	329183.00	14.73	296808.00	27640.00	324448.00	14.10
25	TRIPURA	80.00	3000.00	3080.00	9.62	0.00	4000.00	4000.00	7.41	0.00	5500.00	5500.00	8.51
26	UTTARAKHAND	146646.00	100988.00	247634.00	56.77	136032.00	93964.00	229996.00	57.63	55000.00	90500.00	145500.00	34.61
27	UTTAR PRADESH	687075.00	150833.00	837908.00	56.29	1123514.00	150013.00	1273527.00	57.09	246004.00	150562.00	396566.00	26.30
28	WEST BENGAL	29458.00	116613.00	146071.00	9.94	68010.00	132132.00	200142.00	9.86	76510.00	271455.00	347965.00	9.89
TOTAL STATES		1709146.00	2219057.00	3928203.00	16.47	2621588.00	2769627.00	5391215.00	17.78	1940848.00	3193617.00	5134465.00	15.19
29	A. & N. ISLANDS
30	CHANDIGARH	42400.00	155604.00	198004.00	75.48	32400.00	157800.00	190200.00	72.26	22400.00	175600.00	198000.00	66.38
31	DADRA & NAGAR HAVELI
32	DAMAN & DIU
33	DELHI	526190.00	168597.00	694787.00	50.89	638200.00	295840.00	934040.00	49.25	604200.00	338510.00	942710.00	43.82
34	LAKSHADWEEP
35	PUDUCHERRY	90200.00	0.00	90200.00	45.11	151900.00	0.00	151900.00	51.57	195002.00	0.00	195002.00	53.12
TOTAL U.T.		658790.00	324201.00	982991.00	51.48	822500.00	453640.00	1276140.00	49.71	821602.00	514110.00	1335712.00	45.42
TOTAL (STATE & UTs)		2367936.00	2543258.00	4911194.00	19.07	3444088.00	3223267.00	6667355.00	20.27	2762450.00	3707727.00	6470177.00	17.61

STATEMENT NO. (16): PLAN & NON-PLAN BUDGETED EXPENDITURE ON TECHNICAL EDUCATION (Sub-head wise)

ACCOUNT: REVENUE ACCOUNT
PROGRAM: SCHOLARSHIPS

(RUPEES IN THOUSANDS)

SL. NO.	STATE/UNION TERRITORY	2007-08(ACTUALS)				2008-09(R.E.)				2009-10(B.E.)			
		PLAN	NON-PLAN	TOTAL	% AGE TO TOTAL EXP. ON TEC. EDN.	PLAN	NON-PLAN	TOTAL	% AGE TO TOTAL EXP. ON TEC. EDN.	PLAN	NON-PLAN	TOTAL	% AGE TO TOTAL EXP. ON TEC. EDN.
1	ANDHRA PRADESH	15048.00	11174.00	26222.00	1.30	40000.00	13813.00	53813.00	2.37	30880.00	13500.00	44380.00	1.98
2	ARUNACHAL PRADESH
3	ASSAM	464.00	1611.00	2075.00	0.46	1750.00	4550.00	6300.00	1.18	1750.00	4550.00	6300.00	0.93
4	BIHAR
5	CHHATTISGARH	104.00	87.00	191.00	0.08	1200.00	250.00	1450.00	0.29	1000.00	50.00	1050.00	0.16
6	GOA
7	GUJARAT
8	HARYANA	2377.00	3751.00	6128.00	0.54	5000.00	3751.00	8751.00	0.40	7000.00	4000.00	11000.00	0.38
9	HIMACHAL PRADESH
10	JAMMU & KASHMIR
11	JHARKHAND
12	KARNATAKA	108030.00	17726.00	125756.00	7.77	60000.00	6505.00	66505.00	4.10	80000.00	6765.00	86765.00	5.54
13	KERALA	0.00	0.00	0.00	0.00	1.00	100.00	101.00	0.00	105300.00	100.00	105400.00	4.22
14	MADHYA PRADESH	0.00	321.00	321.00	0.04	0.00	1001.00	1001.00	0.08	0.00	700.00	700.00	0.04
15	MAHARASHTRA	0.00	310251.00	310251.00	6.57	74839.00	316621.00	391460.00	6.64	24946.00	316621.00	341567.00	5.29
16	MANIPUR	0.00	53.00	53.00	0.16	0.00	350.00	350.00	0.76	0.00	350.00	350.00	0.75
17	MEGHALAYA	2865.00	4.00	2869.00	7.72	1000.00	257.00	1257.00	0.83	3500.00	269.00	3769.00	2.89
18	MIZORAM
19	NAGALAND	5506.00	5897.00	11403.00	15.38	13995.00	6900.00	20895.00	28.23	7800.00	8100.00	15900.00	23.42
20	ORISSA
21	PUNJAB	0.00	33.00	33.00	0.01	0.00	66.00	66.00	0.01	0.00	124.00	124.00	0.02
22	RAJASTHAN
23	SIKKIM
24	TAMIL NADU	23014.00	12.00	23026.00	1.38	45000.00	105.00	45105.00	2.02	45000.00	120.00	45120.00	1.96
25	TRIPURA	234.00	0.00	234.00	0.73	600.00	0.00	600.00	1.11	600.00	0.00	600.00	0.93
26	UTTARAKHAND
27	UTTAR PRADESH
28	WEST BENGAL	0.00	0.00	0.00	0.00	150.00	121.00	271.00	0.01	2000.00	182.00	2182.00	0.06
	TOTAL STATES	157642.00	350920.00	508562.00	2.13	243535.00	354390.00	597925.00	1.97	309776.00	355431.00	665207.00	1.97
29	A. & N. ISLANDS
30	CHANDIGARH
31	DADRA & NAGAR HAVELI
32	DAMAN & DIU
33	DELHI
34	LAKSHADWEEP
35	PUDUCHERRY	0.00	72.00	72.00	0.04	0.00	125.00	125.00	0.04	0.00	160.00	160.00	0.04
	TOTAL U.T.	0.00	72.00	72.00	0.00	0.00	125.00	125.00	0.00	0.00	160.00	160.00	0.01
	TOTAL (STATE & UTs)	157642.00	350992.00	508634.00	1.98	243535.00	354515.00	598050.00	1.82	309776.00	355591.00	665367.00	1.81

STATEMENT NO. (16): PLAN & NON-PLAN BUDGETED EXPENDITURE ON TECHNICAL EDUCATION (Sub-head wise)

ACCOUNT: REVENUE ACCOUNT
PROGRAM: TRAINING

(RUPEES IN THOUSANDS)

SL. NO.	STATE/UNION TERRITORY	2007-08 (ACTUALS)				2008-09 (R. E.)				2009-10 (B. E.)			
		PLAN	NON-PLAN	TOTAL	% AGE TO TOTAL EXP. ON TEC. EDN.	PLAN	NON-PLAN	TOTAL	% AGE TO TOTAL EXP. ON TEC. EDN.	PLAN	NON-PLAN	TOTAL	% AGE TO TOTAL EXP. ON TEC. EDN.
1	ANDHRA PRADESH	302.00	0.00	302.00	0.01	700.00	0.00	700.00	0.03	1544.00	0.00	1544.00	0.07
2	ARUNACHAL PRADESH
3	ASSAM
4	BIHAR
5	CHHATTISGARH
6	GOA
7	GUJARAT	717.00	0.00	717.00	0.05	1800.00	0.00	1800.00	0.07	3000.00	10.00	3010.00	0.11
8	HARYANA	537.00	0.00	537.00	0.05	5000.00	0.00	5000.00	0.23	1000.00	0.00	1000.00	0.03
9	HIMACHAL PRADESH
10	JAMMU & KASHMIR
11	JHARKHAND	17520.00	0.00	17520.00	0.99	14000.00	0.00	14000.00	1.33	3000.00	0.00	3000.00	0.28
12	KARNATAKA
13	KERALA	26842.00	19903.00	46745.00	2.55	10450.00	23645.00	34095.00	1.48	12000.00	25043.00	37043.00	1.48
14	MADHYA PRADESH	0.00	0.00	0.00	0.00	1000.00	80.00	1080.00	0.09	500.00	90.00	590.00	0.04
15	MAHARASHTRA
16	MANIPUR
17	MEGHALAYA
18	MIZORAM
19	NAGALAND
20	ORISSA
21	PUNJAB
22	RAJASTHAN
23	SIKKIM
24	TAMIL NADU
25	TRIPURA
26	UTTARAKHAND
27	UTTAR PRADESH
28	WEST BENGAL	5869.00	0.00	5869.00	0.40	6642.00	0.00	6642.00	0.33	9813.00	0.00	9813.00	0.28
	TOTAL STATES	51787.00	19903.00	71690.00	0.30	39592.00	23725.00	63317.00	0.21	30857.00	25143.00	56000.00	0.17
29	A. & N. ISLANDS
30	CHANDIGARH
31	DADRA & NAGAR HAVELI
32	DAMAN & DIU
33	DELHI	68923.00	230284.00	299207.00	21.91	67900.00	374071.00	441971.00	23.31	86900.00	500435.00	587335.00	27.30
34	LAKSHADWEEP
35	PUDUCHERRY
	TOTAL U.T.	68923.00	230284.00	299207.00	15.67	67900.00	374071.00	441971.00	17.22	86900.00	500435.00	587335.00	19.97
	TOTAL (STATE & UTs)	120710.00	250187.00	370897.00	1.44	107492.00	397796.00	505288.00	1.54	117757.00	525578.00	643335.00	1.75

STATEMENT NO. (16): PLAN & NON-PLAN BUDGETED EXPENDITURE ON TECHNICAL EDUCATION (Sub-head wise)

ACCOUNT: REVENUE ACCOUNT
PROGRAM: OTHER EXPENDITURE

(RUPEES IN THOUSANDS)

SL. NO.	STATE/UNION TERRITORY	2007-08(ACTUALS)				2008-09(R.E.)				2009-10(B.E.)			
		PLAN	NON-PLAN	TOTAL	% AGE TO TOTAL EXP. ON TEC. EDN.	PLAN	NON-PLAN	TOTAL	% AGE TO TOTAL EXP. ON TEC. EDN.	PLAN	NON-PLAN	TOTAL	% AGE TO TOTAL EXP. ON TEC. EDN.
1	ANDHRA PRADESH	300.00	0.00	300.00	0.01	1800.00	0.00	1800.00	0.08	250961.00	0.00	250961.00	11.19
2	ARUNACHAL PRADESH
3	ASSAM	0.00	0.00	0.00	0.00	0.00	0.00	0.00	0.00	24800.00	0.00	24800.00	3.66
4	BIHAR	67846.00	-14.00	67832.00	19.22	151200.00	0.00	151200.00	24.27	30000.00	0.00	30000.00	8.64
5	CHHATTISGARH	2622.00	10903.00	13525.00	5.82	5300.00	12200.00	17500.00	3.55	5300.00	12000.00	17300.00	2.64
6	GOA	0.00	0.00	0.00	0.00	0.00	15718.00	15718.00	5.22	0.00	0.00	0.00	0.00
7	GUJARAT	41358.00	31347.00	72705.00	4.73	79786.00	35610.00	115396.00	4.45	141924.00	37760.00	179684.00	6.40
8	HARYANA	0.00	11435.00	11435.00	1.01	255000.00	7651.00	262651.00	12.11	171000.00	210.00	171210.00	5.95
9	HIMACHAL PRADESH	5104.00	0.00	5104.00	3.85	6000.00	0.00	6000.00	3.94	6000.00	0.00	6000.00	3.70
10	JAMMU & KASHMIR
11	JHARKHAND	735709.00	0.00	735709.00	41.56	774535.00	100.00	774635.00	73.84	697760.00	100.00	697860.00	66.13
12	KARNATAKA	140398.00	34609.00	175007.00	10.82	15598.00	38877.00	54475.00	3.36	15551.00	45807.00	61358.00	3.92
13	KERALA	12858.00	22759.00	35617.00	1.94	78600.00	31873.00	110473.00	4.80	113600.00	25410.00	139010.00	5.56
14	MADHYA PRADESH	26535.00	4992.00	31527.00	3.98	43522.00	6500.00	50022.00	4.15	57000.00	5500.00	62500.00	3.88
15	MAHARASHTRA	103932.00	11625.00	115557.00	2.45	361770.00	16058.00	377828.00	6.41	120324.00	17596.00	137920.00	2.13
16	MANIPUR	0.00	0.00	0.00	0.00	5200.00	0.00	5200.00	11.32	0.00	0.00	0.00	0.00
17	MEGHALAYA	1267.00	361.00	1628.00	4.38	2401.00	11.00	2412.00	1.59	3051.00	12.00	3063.00	2.35
18	MIZORAM
19	NAGALAND	1850.00	728.00	2578.00	3.48	6617.00	1059.00	7676.00	10.37	1700.00	1294.00	2994.00	4.41
20	ORISSA	15000.00	6231.00	21231.00	4.78	1.00	6500.00	6501.00	1.48	1.00	13000.00	13001.00	2.16
21	PUNJAB	0.00	153364.00	153364.00	36.94	0.00	148141.00	148141.00	32.72	0.00	137991.00	137991.00	27.43
22	RAJASTHAN
23	SIKKIM
24	TAMIL NADU	927.00	111004.00	111931.00	6.72	9162.00	148464.00	157626.00	7.05	4001.00	150619.00	154620.00	6.72
25	TRIPURA	1369.00	2384.00	3753.00	11.72	1500.00	3710.00	5210.00	9.65	1850.00	4735.00	6585.00	10.19
26	UTTARAKHAND	2950.00	10212.00	13162.00	3.02	1000.00	10986.00	11986.00	3.00	1000.00	16771.00	17771.00	4.23
27	UTTAR PRADESH	0.00	19373.00	19373.00	1.30	0.00	20448.00	20448.00	0.92	1800.00	23873.00	25673.00	1.70
28	WEST BENGAL	627237.00	34532.00	661769.00	45.01	749220.00	94055.00	843275.00	41.56	1612440.00	139015.00	1751455.00	49.76
TOTAL STATES		1787262.00	465845.00	2253107.00	9.45	2548212.00	597961.00	3146173.00	10.38	3260063.00	631693.00	3891756.00	11.51
29	A. & N. ISLANDS
30	CHANDIGARH
31	DADRA & NAGAR HAVELI
32	DAMAN & DIU	1207.00	0.00	1207.00	6.35	1500.00	0.00	1500.00	5.84	1700.00	0.00	1700.00	5.99
33	DELHI	67807.00	0.00	67807.00	4.97	68100.00	0.00	68100.00	3.59	70500.00	0.00	70500.00	3.28
34	LAKSHADWEEP
35	PUDUCHERRY	46775.00	0.00	46775.00	23.39	7500.00	0.00	7500.00	2.55	15000.00	0.00	15000.00	4.09
TOTAL U.T.		115789.00	0.00	115789.00	6.06	77100.00	0.00	77100.00	3.00	87200.00	0.00	87200.00	2.96
TOTAL (STATE & UTs)		1903051.00	465845.00	2368896.00	9.20	2625312.00	597961.00	3223273.00	9.80	3347263.00	631693.00	3978956.00	10.83

STATEMENT NO. (17): PLAN & NON-PLAN BUDGETED EXPENDITURE ON PHYSICAL EDUCATION

ACCOUNT: REVENUE ACCOUNT
PROGRAM: TOTAL EXPENDITURE

(RUPEES IN THOUSANDS)

SL. NO.	STATE/UNION TERRITORY	2007-08 (ACTUALS)				2008-09 (R. E.)				2009-10 (B. E.)			
		PLAN	NON-PLAN	TOTAL	% AGE TO TOTAL EXP. ON EDUCATION	PLAN	NON-PLAN	TOTAL	% AGE TO TOTAL EXP. ON EDUCATION	PLAN	NON-PLAN	TOTAL	% AGE TO TOTAL EXP. ON EDUCATION
1	ANDHRA PRADESH	0.00	13354.00	13354.00	0.02	950.00	14778.00	15728.00	0.02	950.00	18676.00	19626.00	0.02
2	ARUNACHAL PRADESH	18046.00	7442.00	25488.00	0.91	13713.00	24520.00	38233.00	1.23	120000.00	41871.00	161871.00	4.35
3	ASSAM	38.00	66175.00	66213.00	0.24	0.00	89304.00	89304.00	0.24	0.00	110081.00	110081.00	0.25
4	BIHAR
5	CHHATTISGARH	0.00	2402.00	2402.00	0.01	0.00	3940.00	3940.00	0.01	0.00	4450.00	4450.00	0.01
6	GOA	20791.00	32742.00	53533.00	1.46	26363.00	33011.00	59374.00	1.08	31410.00	39800.00	71210.00	1.21
7	GUJARAT	0.00	20054.00	20054.00	0.04	0.00	14100.00	14100.00	0.03	0.00	16535.00	16535.00	0.03
8	HARYANA	173400.00	23439.00	196839.00	0.73	219520.00	32285.00	251805.00	0.64	182000.00	37318.00	219318.00	0.42
9	HIMACHAL PRADESH	0.00	2495.00	2495.00	0.02	0.00	2719.00	2719.00	0.01	0.00	2977.00	2977.00	0.01
10	JAMMU & KASHMIR	0.00	61763.00	61763.00	0.56	0.00	52500.00	52500.00	0.35	0.00	74160.00	74160.00	0.36
11	JHARKHAND	0.00	0.00	0.00	0.00	0.00	6920.00	6920.00	0.02	0.00	8766.00	8766.00	0.02
12	KARNATAKA	0.00	1559.00	1559.00	0.00	0.00	2853.00	2853.00	0.00	0.00	2694.00	2694.00	0.00
13	KERALA	5838.00	3306.00	9144.00	0.02	1500.00	5441.00	6941.00	0.01	2000.00	5783.00	7783.00	0.01
14	MADHYA PRADESH
15	MAHARASHTRA	0.00	46330.00	46330.00	0.03	0.00	54758.00	54758.00	0.03	0.00	71337.00	71337.00	0.04
16	MANIPUR	785.00	21861.00	22646.00	0.61	1000.00	16502.00	17502.00	0.44	1500.00	19399.00	20899.00	0.47
17	MEGHALAYA	238.00	0.00	238.00	0.01	150.00	60.00	210.00	0.01	150.00	80.00	230.00	0.00
18	MIZORAM
19	NAGALAND
20	ORISSA	26600.00	4463.00	31063.00	0.11	70754.00	6969.00	77723.00	0.17	11501.00	8301.00	19802.00	0.04
21	PUNJAB	0.00	10327.00	10327.00	0.04	0.00	13347.00	13347.00	0.04	0.00	14850.00	14850.00	0.04
22	RAJASTHAN	19958.00	20017.00	39975.00	0.07	28750.00	36304.00	65054.00	0.09	4600.00	44114.00	48714.00	0.06
23	SIKKIM
24	TAMIL NADU	18528.00	10759.00	29287.00	0.04	44067.00	15713.00	59780.00	0.07	100027.00	17839.00	117866.00	0.11
25	TRIPURA	7279.00	144522.00	151801.00	3.07	13038.00	190332.00	203370.00	3.41	11850.00	249754.00	261604.00	3.34
26	UTTARAKHAND	8794.00	44084.00	52878.00	0.35	38893.00	43460.00	82353.00	0.73	21500.00	57950.00	79450.00	0.28
27	UTTAR PRADESH	0.00	352.00	352.00	0.00	0.00	500.00	500.00	0.00	0.00	400.00	400.00	0.00
28	WEST BENGAL	14574.00	32494.00	47068.00	0.07	31800.00	35541.00	67341.00	0.09	26500.00	49328.00	75828.00	0.07
TOTAL STATES		314869.00	569940.00	884809.00	0.09	490498.00	695857.00	1186355.00	0.10	513988.00	896463.00	1410451.00	0.10
29	A. & N. ISLANDS	1825.00	0.00	1825.00	0.14	2650.00	0.00	2650.00	0.13	2600.00	0.00	2600.00	0.11
30	CHANDIGARH	49162.00	28046.00	77208.00	3.51	46350.00	33010.00	79360.00	3.28	51600.00	46900.00	98500.00	3.33
31	DADRA & NAGAR HAVELI
32	DAMAN & DIU
33	DELHI	50910.00	1068.00	51978.00	0.24	22500.00	1715.00	24215.00	0.08	22500.00	2260.00	24760.00	0.07
34	LAKSHADWEEP
35	PUDUCHERRY	2381.00	4637.00	7018.00	0.30	3149.00	6913.00	10062.00	0.30	5025.00	6938.00	11963.00	0.33
TOTAL U.T.		104278.00	33751.00	138029.00	0.49	74649.00	41638.00	116287.00	0.31	81725.00	56098.00	137823.00	0.30
TOTAL (STATE & UTs)		419147.00	603691.00	1022838.00	0.10	565147.00	737495.00	1302642.00	0.11	595713.00	952561.00	1548274.00	0.10
CENTRE TOTAL		0.00	0.00	0.00	0.00	0.00	0.00
GRAND TOTAL		419147.00	603691.00	1022838.00	0.08	565147.00	737495.00	1302642.00	0.08	595713.00	952561.00	1548274.00	0.08

STATEMENT NO. (18): PLAN & NON-PLAN BUDGETED EXPENDITURE ON PHYSICAL EDUCATION (Sub-head wise)

ACCOUNT: REVENUE ACCOUNT
PROGRAM: PHYSICAL EDUCATION

(RUPEES IN THOUSANDS)

SL. NO.	STATE/UNION TERRITORY	2007-08 (ACTUALS)				2008-09 (R. E.)				2009-10 (B. E.)			
		PLAN	NON-PLAN	TOTAL	% AGE TO TOTAL EXP. ON PHY. EDN.	PLAN	NON-PLAN	TOTAL	% AGE TO TOTAL EXP. ON PHY. EDN.	PLAN	NON-PLAN	TOTAL	% AGE TO TOTAL EXP. ON PHY. EDN.
1	ANDHRA PRADESH	0.00	13354.00	13354.00	100.00	950.00	14778.00	15728.00	100.00	950.00	18676.00	19626.00	100.00
2	ARUNACHAL PRADESH	18046.00	7442.00	25488.00	100.00	13713.00	24520.00	38233.00	100.00	120000.00	41871.00	161871.00	100.00
3	ASSAM	38.00	66175.00	66213.00	100.00	0.00	89304.00	89304.00	100.00	0.00	110081.00	110081.00	100.00
4	BIHAR
5	CHHATTISGARH	0.00	2402.00	2402.00	100.00	0.00	3940.00	3940.00	100.00	0.00	4450.00	4450.00	100.00
6	GOA	20791.00	32742.00	53533.00	100.00	26363.00	33011.00	59374.00	100.00	31410.00	39800.00	71210.00	100.00
7	GUJARAT	0.00	20054.00	20054.00	100.00	0.00	14100.00	14100.00	100.00	0.00	16535.00	16535.00	100.00
8	HARYANA	173400.00	23439.00	196839.00	100.00	219520.00	32285.00	251805.00	100.00	182000.00	37318.00	219318.00	100.00
9	HIMACHAL PRADESH	0.00	2495.00	2495.00	100.00	0.00	2719.00	2719.00	100.00	0.00	2977.00	2977.00	100.00
10	JAMMU & KASHMIR	0.00	61763.00	61763.00	100.00	0.00	52500.00	52500.00	100.00	0.00	74160.00	74160.00	100.00
11	JHARKHAND	0.00	0.00	0.00	0.00	0.00	6920.00	6920.00	100.00	0.00	8766.00	8766.00	100.00
12	KARNATAKA	0.00	1559.00	1559.00	100.00	0.00	2853.00	2853.00	100.00	0.00	2694.00	2694.00	100.00
13	KERALA	5838.00	3306.00	9144.00	100.00	1500.00	5441.00	6941.00	100.00	2000.00	5783.00	7783.00	100.00
14	MADHYA PRADESH
15	MAHARASHTRA	0.00	46330.00	46330.00	100.00	0.00	54758.00	54758.00	100.00	0.00	71337.00	71337.00	100.00
16	MANIPUR	785.00	21861.00	22646.00	100.00	1000.00	16502.00	17502.00	100.00	1500.00	19399.00	20899.00	100.00
17	MEGHALAYA	238.00	0.00	238.00	100.00	150.00	60.00	210.00	100.00	150.00	80.00	230.00	100.00
18	MIZORAM
19	NAGALAND
20	ORISSA	26600.00	4463.00	31063.00	100.00	70754.00	6969.00	77723.00	100.00	11501.00	8301.00	19802.00	100.00
21	PUNJAB	0.00	10327.00	10327.00	100.00	0.00	13347.00	13347.00	100.00	0.00	14850.00	14850.00	100.00
22	RAJASTHAN	19958.00	20017.00	39975.00	100.00	28750.00	36304.00	65054.00	100.00	4600.00	44114.00	48714.00	100.00
23	SIKKIM
24	TAMIL NADU	18528.00	10759.00	29287.00	100.00	44067.00	15713.00	59780.00	100.00	100027.00	17839.00	117866.00	100.00
25	TRIPURA	7279.00	144522.00	151801.00	100.00	13038.00	190332.00	203370.00	100.00	11850.00	249754.00	261604.00	100.00
26	UTTARAKHAND	8794.00	44084.00	52878.00	100.00	38893.00	43460.00	82353.00	100.00	21500.00	57950.00	79450.00	100.00
27	UTTAR PRADESH	0.00	352.00	352.00	100.00	0.00	500.00	500.00	100.00	0.00	400.00	400.00	100.00
28	WEST BENGAL	14574.00	32494.00	47068.00	100.00	31800.00	35541.00	67341.00	100.00	26500.00	49328.00	75828.00	100.00
TOTAL STATES		314869.00	569940.00	884809.00	100.00	490498.00	695857.00	1186355.00	100.00	513988.00	896463.00	1410451.00	100.00
29	A. & N. ISLANDS	1825.00	0.00	1825.00	100.00	2650.00	0.00	2650.00	100.00	2600.00	0.00	2600.00	100.00
30	CHANDIGARH	49162.00	28046.00	77208.00	100.00	46350.00	33010.00	79360.00	100.00	51600.00	46900.00	98500.00	100.00
31	DADRA & NAGAR HAVELI
32	DAMAN & DIU
33	DELHI	50910.00	1068.00	51978.00	100.00	22500.00	1715.00	24215.00	100.00	22500.00	2260.00	24760.00	100.00
34	LAKSHADWEEP
35	PUDUCHERRY	2381.00	4637.00	7018.00	100.00	3149.00	6913.00	10062.00	100.00	5025.00	6938.00	11963.00	100.00
TOTAL U.T.		104278.00	33751.00	138029.00	100.00	74649.00	41638.00	116287.00	100.00	81725.00	56098.00	137823.00	100.00
TOTAL (STATE & UTS)		419147.00	603691.00	1022838.00	100.00	565147.00	737495.00	1302642.00	100.00	595713.00	952561.00	1548274.00	100.00

.. NICNET ..

STATEMENT NO. (19): PLAN & NON-PLAN BUDGETED EXPENDITURE ON GENERAL

ACCOUNT: REVENUE ACCOUNT
PROGRAM: TOTAL EXPENDITURE

(RUPEES IN THOUSANDS)

SL. NO.	STATE/UNION TERRITORY	2007-08(ACTUALS)				2008-09(R.E.)				2009-10(B.E.)			
		PLAN	NON-PLAN	TOTAL	% AGE TO TOTAL EXP. ON EDUCATION	PLAN	NON-PLAN	TOTAL	% AGE TO TOTAL EXP. ON EDUCATION	PLAN	NON-PLAN	TOTAL	% AGE TO TOTAL EXP. ON EDUCATION
1	ANDHRA PRADESH	33497.00	395016.00	428513.00	0.74	141016.00	445496.00	586512.00	0.80	69736.00	506033.00	575769.00	0.66
2	ARUNACHAL PRADESH	10547.00	17335.00	27882.00	0.99	7400.00	21136.00	28536.00	0.92	7400.00	30021.00	37421.00	1.00
3	ASSAM	4542.00	270788.00	275330.00	0.98	5300.00	295562.00	300862.00	0.82	16400.00	272034.00	288434.00	0.66
4	BIHAR	50966.00	87436.00	138402.00	0.27	16900.00	118778.00	135678.00	0.20	92560.00	143554.00	236114.00	0.30
5	CHHATTISGARH	151254.00	17134.00	168388.00	0.94	730420.00	21750.00	752170.00	2.76	518770.00	26340.00	545110.00	1.59
6	GOA	4162.00	29511.00	33673.00	0.92	4500.00	765173.00	769673.00	13.97	7000.00	48457.00	55457.00	0.94
7	GUJARAT	375590.00	352602.00	728192.00	1.42	450685.00	345447.00	796132.00	1.46	596774.00	395085.00	991859.00	1.76
8	HARYANA	2401.00	154162.00	156563.00	0.58	29851.00	198059.00	227910.00	0.58	40000.00	221487.00	261487.00	0.50
9	HIMACHAL PRADESH	4500.00	44422.00	48922.00	0.34	0.00	58939.00	58939.00	0.31	0.00	67569.00	67569.00	0.33
10	JAMMU & KASHMIR	0.00	32862.00	32862.00	0.30	30000.00	35730.00	65730.00	0.44	99879.00	48513.00	148392.00	0.72
11	JHARKHAND
12	KARNATAKA	775724.00	44326.00	820050.00	1.24	1648577.00	42494.00	1691071.00	2.03	1711301.00	51613.00	1762914.00	2.08
13	KERALA	68815.00	61920.00	130735.00	0.30	74700.00	48806.00	123506.00	0.23	136500.00	52683.00	189183.00	0.31
14	MADHYA PRADESH	209485.00	76644.00	286129.00	0.81	404200.00	88113.00	492313.00	0.94	150655.00	97732.00	248387.00	0.41
15	MAHARASHTRA	218702.00	731823.00	950525.00	0.71	529381.00	802458.00	1331839.00	0.84	176462.00	848474.00	1024936.00	0.54
16	MANIPUR	4139.00	42267.00	46406.00	1.26	6315.00	53307.00	59622.00	1.49	6624.00	56184.00	62808.00	1.40
17	MEGHALAYA	27070.00	87239.00	114309.00	3.49	30600.00	119629.00	150229.00	3.65	37200.00	146795.00	183995.00	3.66
18	MIZORAM	25220.00	29747.00	54967.00	1.95	21150.00	38500.00	59650.00	1.83	27090.00	47420.00	74510.00	1.79
19	NAGALAND
20	ORISSA	10883.00	14000.00	24883.00	0.08	9300.00	26257.00	35557.00	0.08	30000.00	31156.00	61156.00	0.11
21	PUNJAB	0.00	122221.00	122221.00	0.46	0.00	149425.00	149425.00	0.49	0.00	164066.00	164066.00	0.45
22	RAJASTHAN	9634.00	83900.00	93534.00	0.17	2050.00	119373.00	121423.00	0.17	5402.00	147674.00	153076.00	0.17
23	SIKKIM	37026.00	24430.00	61456.00	2.71	73433.00	25448.00	98881.00	3.62	402837.00	548691.00	951528.00	28.14
24	TAMIL NADU	6435.00	300000.00	3006435.00	4.48	28812.00	300000.00	3028812.00	3.31	28878.00	300000.00	3028878.00	2.90
25	TRIPURA	608.00	44675.00	45283.00	0.92	1521.00	56003.00	57524.00	0.96	1900.00	70427.00	72327.00	0.92
26	UTTARAKHAND	62326.00	58308.00	120634.00	0.79	29161.00	52300.00	81461.00	0.72	165294.00	131238.00	296532.00	1.04
27	UTTAR PRADESH	342369.00	314795.00	657164.00	0.59	577196.00	226716.00	803912.00	0.59	741537.00	250725.00	992262.00	0.58
28	WEST BENGAL	66360.00	405092.00	471452.00	0.71	45269.00	885823.00	931092.00	1.28	123895.00	1170633.00	1294528.00	1.18
TOTAL STATES		2502255.00	6542655.00	9044910.00	0.94	4897737.00	8040722.00	12938459.00	1.08	5194094.00	8574604.00	13768698.00	0.95
29	A. & N. ISLANDS	22680.00	22015.00	44695.00	3.47	18593.00	32930.00	51523.00	2.62	21357.00	43086.00	64443.00	2.64
30	CHANDIGARH	0.00	19097.00	19097.00	0.87	1600.00	18387.00	19987.00	0.83	100.00	29093.00	29193.00	0.99
31	DADRA & NAGAR HAVELI	12860.00	5442.00	18302.00	6.12	10400.00	6300.00	16700.00	3.77	14800.00	8100.00	22900.00	4.06
32	DAMAN & DIU	6536.00	1169.00	7705.00	3.67	11200.00	1200.00	12400.00	4.51	11200.00	1400.00	12600.00	3.57
33	DELHI	368113.00	232258.00	600371.00	2.83	416500.00	325031.00	741531.00	2.57	427600.00	433807.00	861407.00	2.46
34	LAKSHADWEEP	0.00	7981.00	7981.00	2.30	500.00	11873.00	12373.00	2.12	549.00	12400.00	12949.00	1.97
35	PUDUCHERRY	12529.00	34154.00	46683.00	2.02	31756.00	46972.00	78728.00	2.35	10174.00	46880.00	57054.00	1.58
TOTAL U.T.		422718.00	322116.00	744834.00	2.67	490549.00	442693.00	933242.00	2.46	485780.00	574766.00	1060546.00	2.32
TOTAL (STATE & UTS)		2924973.00	6864771.00	9789744.00	0.99	5388286.00	8483415.00	13871701.00	1.12	5679874.00	9149370.00	14829244.00	0.99
CENTRE TOTAL		215500.00	590100.00	805600.00	0.30	250700.00	942600.00	1193300.00	0.31	340000.00	1170600.00	1510600.00	0.34
GRAND TOTAL		3140473.00	7454871.00	10595344.00	0.85	5638986.00	9426015.00	15065001.00	0.93	6019874.00	10319970.00	16339844.00	0.84

..NICNET..

STATEMENT NO. (20): PLAN & NON-PLAN BUDGETED EXPENDITURE ON GENERAL (Sub-head wise)

ACCOUNT: REVENUE ACCOUNT
PROGRAM: DIRECTION & ADMINISTRATION

(RUPEES IN THOUSANDS)

SL. NO.	STATE/UNION TERRITORY	2007-08(ACTUALS)				2008-09(R.E.)				2009-10(B.E.)			
		PLAN	NON-PLAN	TOTAL	% AGE TO TOTAL EXP. ON GENERAL	PLAN	NON-PLAN	TOTAL	% AGE TO TOTAL EXP. ON GENERAL	PLAN	NON-PLAN	TOTAL	% AGE TO TOTAL EXP. ON GENERAL
1	ANDHRA PRADESH	25820.00	349658.00	375478.00	87.62	98426.00	399360.00	497786.00	84.87	31292.00	453098.00	484390.00	84.13
2	ARUNACHAL PRADESH	10547.00	17335.00	27882.00	100.00	7400.00	21136.00	28536.00	100.00	7400.00	30021.00	37421.00	100.00
3	ASSAM	1246.00	105235.00	106481.00	38.67	2216.00	209569.00	211785.00	70.39	2516.00	158999.00	161515.00	56.00
4	BIHAR	0.00	22485.00	22485.00	16.25	0.00	25779.00	25779.00	19.00	0.00	30846.00	30846.00	13.06
5	CHHATTISGARH	17144.00	15522.00	32666.00	19.40	40460.00	19940.00	60400.00	8.03	38260.00	24330.00	62590.00	11.48
6	GOA	4162.00	29486.00	33648.00	99.93	4500.00	40032.00	44532.00	5.79	7000.00	48332.00	55332.00	99.77
7	GUJARAT	159078.00	187761.00	346839.00	47.63	243166.00	186357.00	429523.00	53.95	347904.00	223372.00	571276.00	57.60
8	HARYANA	2401.00	154137.00	156538.00	99.98	29851.00	198034.00	227885.00	99.99	40000.00	221462.00	261462.00	99.99
9	HIMACHAL PRADESH
10	JAMMU & KASHMIR
11	JHARKHAND
12	KARNATAKA	0.00	3503.00	3503.00	0.43	0.00	4186.00	4186.00	0.25	0.00	4005.00	4005.00	0.23
13	KERALA
14	MADHYA PRADESH	110000.00	58419.00	168419.00	58.86	373200.00	68554.00	441754.00	89.73	147651.00	77741.00	225392.00	90.74
15	MAHARASHTRA	3209.00	256238.00	259447.00	27.30	5500.00	299409.00	304909.00	22.89	1833.00	354136.00	355969.00	34.73
16	MANIPUR	468.00	20314.00	20782.00	44.78	1050.00	26434.00	27484.00	46.10	1759.00	29025.00	30784.00	49.01
17	MEGHALAYA	0.00	0.00	0.00	0.00	0.00	137.00	137.00	0.09	0.00	315.00	315.00	0.17
18	MIZORAM	5485.00	12835.00	18320.00	33.33	5700.00	15340.00	21040.00	35.27	9100.00	19330.00	28430.00	38.16
19	NAGALAND
20	ORISSA	0.00	10730.00	10730.00	43.12	0.00	19909.00	19909.00	55.99	0.00	24028.00	24028.00	77.12
21	PUNJAB	0.00	122221.00	122221.00	100.00	0.00	148506.00	148506.00	99.38	0.00	162847.00	162847.00	99.26
22	RAJASTHAN
23	SIKKIM	29500.00	24430.00	53930.00	87.75	32325.00	25448.00	57773.00	58.43	362601.00	548691.00	911292.00	95.77
24	TAMIL NADU
25	TRIPURA	608.00	40395.00	41003.00	90.55	1521.00	51454.00	52975.00	92.09	1800.00	64345.00	66145.00	91.45
26	UTTARAKHAND	396.00	0.00	396.00	0.33	1736.00	0.00	1736.00	2.13	2932.00	0.00	2932.00	0.99
27	UTTAR PRADESH	0.00	12754.00	12754.00	1.94	0.00	13608.00	13608.00	1.69	0.00	17170.00	17170.00	1.73
28	WEST BENGAL	13603.00	69105.00	82708.00	17.54	20500.00	477842.00	498342.00	53.52	10300.00	735031.00	745331.00	57.58
TOTAL STATES		383667.00	1512563.00	1896230.00	20.96	867551.00	2251034.00	3118585.00	24.10	1012348.00	3227124.00	4239472.00	30.86
29	A. & N. ISLANDS	8222.00	21706.00	29928.00	66.96	8590.00	32630.00	41220.00	80.00	12000.00	42786.00	54786.00	85.01
30	CHANDIGARH	0.00	19097.00	19097.00	100.00	1600.00	18387.00	19987.00	100.00	100.00	29093.00	29193.00	100.00
31	DADRA & NAGAR HAVELI	5310.00	3456.00	8766.00	47.90	7400.00	4300.00	11700.00	70.06	9800.00	6100.00	15900.00	69.43
32	DAMAN & DIU
33	DELHI	0.00	69698.00	69698.00	11.61	0.00	96400.00	96400.00	13.00	0.00	142800.00	142800.00	16.58
34	LAKSHADWEEP
35	PUDUCHERRY	2869.00	28386.00	31255.00	66.95	4247.00	39686.00	43933.00	55.80	4296.00	39686.00	43982.00	77.09
TOTAL U.T.		16401.00	142343.00	158744.00	21.31	21837.00	191403.00	213240.00	22.85	26196.00	260465.00	286661.00	27.03
TOTAL (STATE & UTs)		400068.00	1654906.00	2054974.00	20.99	889388.00	2442437.00	3331825.00	24.02	1038544.00	3487589.00	4526133.00	30.58

STATEMENT NO. (20): PLAN & NON-PLAN BUDGETED EXPENDITURE ON GENERAL (Sub-head wise)

ACCOUNT: REVENUE ACCOUNT
PROGRAM: SCHOLARSHIPS

(RUPEES IN THOUSANDS)

SL. NO.	STATE/UNION TERRITORY	2007-08(ACTUALS)				2008-09(R.E.)				2009-10(B.E.)			
		PLAN	NON-PLAN	TOTAL	% AGE TO TOTAL EXP. ON GENERAL	PLAN	NON-PLAN	TOTAL	% AGE TO TOTAL EXP. ON GENERAL	PLAN	NON-PLAN	TOTAL	% AGE TO TOTAL EXP. ON GENERAL
1	ANDHRA PRADESH
2	ARUNACHAL PRADESH
3	ASSAM
4	BIHAR
5	CHHATTISGARH	0.00	267.00	267.00	0.16	0.00	400.00	400.00	0.05	0.00	400.00	400.00	0.07
6	GOA
7	GUJARAT
8	HARYANA
9	HIMACHAL PRADESH	500.00	12503.00	13003.00	26.58	0.00	4401.00	4401.00	7.47	0.00	4900.00	4900.00	7.25
10	JAMMU & KASHMIR
11	JHARKHAND
12	KARNATAKA	0.00	20.00	20.00	0.00	0.00	216.00	216.00	0.01	0.00	225.00	225.00	0.01
13	KERALA
14	MADHYA PRADESH	0.00	1194.00	1194.00	0.42	10000.00	1366.00	11366.00	2.31	1.00	1381.00	1382.00	0.56
15	MAHARASHTRA	8095.00	92129.00	100224.00	10.54	7000.00	111869.00	118869.00	8.93	2333.00	101200.00	103533.00	10.10
16	MANIPUR	0.00	0.00	0.00	0.00	0.00	100.00	100.00	0.17	0.00	100.00	100.00	0.16
17	MEGHALAYA
18	MIZORAM
19	NAGALAND
20	ORISSA
21	PUNJAB	0.00	0.00	0.00	0.00	0.00	134.00	134.00	0.09	0.00	134.00	134.00	0.08
22	RAJASTHAN
23	SIKKIM	7491.00	0.00	7491.00	12.19	14023.00	0.00	14023.00	14.18	10236.00	0.00	10236.00	1.08
24	TAMIL NADU	5703.00	0.00	5703.00	0.19	24405.00	0.00	24405.00	0.81	24335.00	0.00	24335.00	0.80
25	TRIPURA
26	UTTARAKHAND
27	UTTAR PRADESH
28	WEST BENGAL	2767.00	116797.00	119564.00	25.36	5000.00	169666.00	174666.00	18.76	5000.00	95194.00	100194.00	7.74
TOTAL STATES		24556.00	222910.00	247466.00	2.74	60428.00	288152.00	348580.00	2.69	41905.00	203534.00	245439.00	1.79
29	A. & N. ISLANDS	0.00	228.00	228.00	0.51	0.00	300.00	300.00	0.58	0.00	300.00	300.00	0.47
30	CHANDIGARH
31	DADRA & NAGAR HAVELI	7550.00	1986.00	9536.00	52.10	3000.00	2000.00	5000.00	29.94	5000.00	2000.00	7000.00	30.57
32	DAMAN & DIU	200.00	169.00	369.00	4.79	200.00	200.00	400.00	3.23	200.00	200.00	400.00	3.17
33	DELHI	89898.00	0.00	89898.00	14.97	5000.00	0.00	5000.00	0.67	5000.00	0.00	5000.00	0.58
34	LAKSHADWEEP
35	PUDUCHERRY	18.00	70.00	88.00	0.19	108.00	490.00	598.00	0.76	1.00	398.00	399.00	0.70
TOTAL U.T.		97666.00	2453.00	100119.00	13.44	8308.00	2990.00	11298.00	1.21	10201.00	2898.00	13099.00	1.24
TOTAL (STATE & UTs)		122222.00	225363.00	347585.00	3.55	68736.00	291142.00	359878.00	2.59	52106.00	206432.00	258538.00	1.75

STATEMENT NO. (20): PLAN & NON-PLAN BUDGETED EXPENDITURE ON GENERAL (Sub-head wise)

ACCOUNT: REVENUE ACCOUNT
PROGRAM: RESEARCH

(RUPEES IN THOUSANDS)

SL. NO.	STATE/UNION TERRITORY	2007-08(ACTUALS)				2008-09(R.E.)				2009-10(B.E.)			
		PLAN	NON-PLAN	TOTAL	% AGE TO TOTAL EXP. ON GENERAL	PLAN	NON-PLAN	TOTAL	% AGE TO TOTAL EXP. ON GENERAL	PLAN	NON-PLAN	TOTAL	% AGE TO TOTAL EXP. ON GENERAL
1	ANDHRA PRADESH
2	ARUNACHAL PRADESH
3	ASSAM	2571.00	43130.00	45701.00	16.60	100.00	0.00	100.00	0.03	10700.00	0.00	10700.00	3.71
4	BIHAR	50966.00	64042.00	115008.00	83.10	16900.00	91961.00	108861.00	80.23	92560.00	111574.00	204134.00	86.46
5	CHHATTISGARH
6	GOA
7	GUJARAT
8	HARYANA
9	HIMACHAL PRADESH
10	JAMMU & KASHMIR	0.00	12472.00	12472.00	37.95	0.00	14130.00	14130.00	21.50	0.00	17756.00	17756.00	11.97
11	JHARKHAND
12	KARNATAKA
13	KERALA	31000.00	15000.00	46000.00	35.19	40000.00	1.00	40001.00	32.39	97000.00	1.00	97001.00	51.27
14	MADHYA PRADESH
15	MAHARASHTRA	1400.00	3023.00	4423.00	0.47	2000.00	2703.00	4703.00	0.35	667.00	3000.00	3667.00	0.36
16	MANIPUR
17	MEGHALAYA
18	MIZORAM	4506.00	1108.00	5614.00	10.21	3200.00	3430.00	6630.00	11.11	3200.00	4710.00	7910.00	10.62
19	NAGALAND
20	ORISSA
21	PUNJAB
22	RAJASTHAN	749.00	34460.00	35209.00	37.64	2050.00	51773.00	53823.00	44.33	2600.00	63628.00	66228.00	43.26
23	SIKKIM
24	TAMIL NADU
25	TRIPURA
26	UTTARAKHAND	0.00	378.00	378.00	0.31	0.00	0.00	0.00	0.00	0.00	0.00	0.00	0.00
27	UTTAR PRADESH	0.00	14314.00	14314.00	2.18	0.00	14323.00	14323.00	1.78	0.00	18902.00	18902.00	1.90
28	WEST BENGAL	0.00	295.00	295.00	0.06	0.00	318.00	318.00	0.03	0.00	342.00	342.00	0.03
TOTAL STATES		91192.00	188222.00	279414.00	3.09	64250.00	178639.00	242889.00	1.88	206727.00	219913.00	426640.00	3.11
29	A. & N. ISLANDS
30	CHANDIGARH
31	DADRA & NAGAR HAVELI
32	DAMAN & DIU
33	DELHI
34	LAKSHADWEEP
35	PUDUCHERRY	0.00	944.00	944.00	2.02	0.00	1287.00	1287.00	1.63	0.00	1287.00	1287.00	2.26
TOTAL U.T.		0.00	944.00	944.00	0.13	0.00	1287.00	1287.00	0.14	0.00	1287.00	1287.00	0.12
TOTAL (STATE & UTs)		91192.00	189166.00	280358.00	2.86	64250.00	179926.00	244176.00	1.76	206727.00	221200.00	427927.00	2.89

STATEMENT NO. (20): PLAN & NON-PLAN BUDGETED EXPENDITURE ON GENERAL (Sub-head wise)

ACCOUNT: REVENUE ACCOUNT
PROGRAM: TRAINING

(RUPEES IN THOUSANDS)

SL. NO.	STATE/UNION TERRITORY	2007-08(ACTUALS)				2008-09(R.E.)				2009-10(B.E.)			
		PLAN	NON-PLAN	TOTAL	% AGE TO TOTAL EXP. ON GENERAL	PLAN	NON-PLAN	TOTAL	% AGE TO TOTAL EXP. ON GENERAL	PLAN	NON-PLAN	TOTAL	% AGE TO TOTAL EXP. ON GENERAL
1	ANDHRA PRADESH	6614.00	20778.00	27392.00	6.39	24880.00	22720.00	47600.00	8.12	22248.00	25651.00	47899.00	8.32
2	ARUNACHAL PRADESH
3	ASSAM	725.00	80712.00	81437.00	29.58	2984.00	82157.00	85141.00	28.30	3184.00	107914.00	111098.00	38.52
4	BIHAR
5	CHHATTISGARH
6	GOA
7	GUJARAT
8	HARYANA
9	HIMACHAL PRADESH
10	JAMMU & KASHMIR	0.00	20390.00	20390.00	62.05	30000.00	21600.00	51600.00	78.50	99879.00	30757.00	130636.00	88.03
11	JHARKHAND
12	KARNATAKA
13	KERALA	3402.00	46920.00	50322.00	38.49	6000.00	41125.00	47125.00	38.16	8000.00	45002.00	53002.00	28.02
14	MADHYA PRADESH
15	MAHARASHTRA	128823.00	68078.00	196901.00	20.71	205060.00	76491.00	281551.00	21.14	68355.00	91573.00	159928.00	15.60
16	MANIPUR	2892.00	19683.00	22575.00	48.65	3815.00	23413.00	27228.00	45.67	3045.00	23191.00	26236.00	41.77
17	MEGHALAYA	20777.00	48089.00	68866.00	60.25	25130.00	71840.00	96970.00	64.55	30330.00	94063.00	124393.00	67.61
18	MIZORAM
19	NAGALAND
20	ORISSA	883.00	1847.00	2730.00	10.97	1300.00	2635.00	3935.00	11.07	1700.00	3161.00	4861.00	15.60
21	PUNJAB
22	RAJASTHAN	0.00	45096.00	45096.00	48.21	0.00	61081.00	61081.00	50.30	2800.00	76081.00	78881.00	51.53
23	SIKKIM
24	TAMIL NADU
25	TRIPURA
26	UTTARAKHAND	59947.00	10687.00	70634.00	58.55	24735.00	3602.00	28337.00	34.79	157789.00	16662.00	174451.00	58.83
27	UTTAR PRADESH	266713.00	196958.00	463671.00	70.56	527986.00	105055.00	633041.00	78.75	645114.00	131439.00	776553.00	78.26
28	WEST BENGAL
	TOTAL STATES	490776.00	559238.00	1050014.00	11.61	851890.00	511719.00	1363609.00	10.54	1042444.00	645494.00	1687938.00	12.29
29	A. & N. ISLANDS	12681.00	0.00	12681.00	28.37	5050.00	0.00	5050.00	9.80	5100.00	0.00	5100.00	7.91
30	CHANDIGARH
31	DADRA & NAGAR HAVELI
32	DAMAN & DIU
33	DELHI	0.00	270.00	270.00	0.04	0.00	443.00	443.00	0.06	0.00	592.00	592.00	0.07
34	LAKSHADWEEP
35	PUDUCHERRY	5688.00	0.00	5688.00	12.18	23680.00	0.00	23680.00	30.08	1.00	0.00	1.00	0.00
	TOTAL U.T.	18369.00	270.00	18639.00	2.50	28730.00	443.00	29173.00	3.13	5101.00	592.00	5693.00	0.54
	TOTAL (STATE & UTs)	509145.00	559508.00	1068653.00	10.92	880620.00	512162.00	1392782.00	10.04	1047545.00	646086.00	1693631.00	11.44

STATEMENT NO. (20): PLAN & NON-PLAN BUDGETED EXPENDITURE ON GENERAL (Sub-head wise)

ACCOUNT: REVENUE ACCOUNT
PROGRAM: OTHER EXPENDITURE

(RUPEES IN THOUSANDS)

SL. NO.	STATE/UNION TERRITORY	2007-08(ACTUALS)				2008-09(R.E.)				2009-10(B.E.)			
		PLAN	NON-PLAN	TOTAL	% AGE TO TOTAL EXP. ON GENERAL	PLAN	NON-PLAN	TOTAL	% AGE TO TOTAL EXP. ON GENERAL	PLAN	NON-PLAN	TOTAL	% AGE TO TOTAL EXP. ON GENERAL
1	ANDHRA PRADESH	1063.00	24580.00	25643.00	5.98	17710.00	23416.00	41126.00	7.01	16196.00	27284.00	43480.00	7.55
2	ARUNACHAL PRADESH
3	ASSAM	0.00	41711.00	41711.00	15.15	0.00	3836.00	3836.00	1.28	0.00	5121.00	5121.00	1.78
4	BIHAR	0.00	909.00	909.00	0.66	0.00	1038.00	1038.00	0.77	0.00	1134.00	1134.00	0.48
5	CHHATTISGARH	134110.00	1345.00	135455.00	80.44	689960.00	1410.00	691370.00	91.92	480510.00	1610.00	482120.00	88.44
6	GOA	0.00	25.00	25.00	0.07	0.00	725141.00	725141.00	94.21	0.00	125.00	125.00	0.23
7	GUJARAT	216512.00	164841.00	381353.00	52.37	207519.00	159090.00	366609.00	46.05	248870.00	171713.00	420583.00	42.40
8	HARYANA	0.00	25.00	25.00	0.02	0.00	25.00	25.00	0.01	0.00	25.00	25.00	0.01
9	HIMACHAL PRADESH	4000.00	31919.00	35919.00	73.42	0.00	54538.00	54538.00	92.53	0.00	62669.00	62669.00	92.75
10	JAMMU & KASHMIR
11	JHARKHAND
12	KARNATAKA	775724.00	40803.00	816527.00	99.57	1648577.00	38092.00	1686669.00	99.74	1711301.00	47383.00	1758684.00	99.76
13	KERALA	34413.00	0.00	34413.00	26.32	28700.00	7680.00	36380.00	29.46	31500.00	7680.00	39180.00	20.71
14	MADHYA PRADESH	99485.00	17031.00	116516.00	40.72	21000.00	18193.00	39193.00	7.96	3003.00	18610.00	21613.00	8.70
15	MAHARASHTRA	77175.00	312355.00	389530.00	40.98	309821.00	311986.00	621807.00	46.69	103274.00	298565.00	401839.00	39.21
16	MANIPUR	779.00	2270.00	3049.00	6.57	1450.00	3360.00	4810.00	8.07	1820.00	3868.00	5688.00	9.06
17	MEGHALAYA	6293.00	39150.00	45443.00	39.75	5470.00	47652.00	53122.00	35.36	6870.00	52417.00	59287.00	32.22
18	MIZORAM	15229.00	15804.00	31033.00	56.46	12250.00	19730.00	31980.00	53.61	14790.00	23380.00	38170.00	51.23
19	NAGALAND
20	ORISSA	10000.00	1423.00	11423.00	45.91	8000.00	3713.00	11713.00	32.94	28300.00	3967.00	32267.00	103.57
21	PUNJAB	0.00	0.00	0.00	0.00	0.00	785.00	785.00	0.53	0.00	1085.00	1085.00	0.66
22	RAJASTHAN	8885.00	4344.00	13229.00	14.14	0.00	6519.00	6519.00	5.37	2.00	7965.00	7967.00	5.20
23	SIKKIM	35.00	0.00	35.00	0.06	27085.00	0.00	27085.00	27.39	30000.00	0.00	30000.00	3.15
24	TAMIL NADU	732.00	3000000.00	3000732.00	99.81	4407.00	3000000.00	3004407.00	99.19	4543.00	3000000.00	3004543.00	99.20
25	TRIPURA	0.00	4280.00	4280.00	9.45	0.00	4549.00	4549.00	7.91	100.00	6082.00	6182.00	8.55
26	UTTARAKHAND	1983.00	47243.00	49226.00	40.81	2690.00	48698.00	51388.00	63.08	4573.00	114576.00	119149.00	40.18
27	UTTAR PRADESH	75656.00	90769.00	166425.00	25.32	49210.00	93730.00	142940.00	17.78	96423.00	83214.00	179637.00	18.10
28	WEST BENGAL	49990.00	218895.00	268885.00	57.03	19769.00	237997.00	257766.00	27.68	108595.00	340066.00	448661.00	34.66
	TOTAL STATES	1512064.00	4059722.00	5571786.00	61.60	3053618.00	4811178.00	7864796.00	60.79	2890670.00	4278539.00	7169209.00	52.18
29	A. & N. ISLANDS	1777.00	81.00	1858.00	4.16	4953.00	0.00	4953.00	9.61	4257.00	0.00	4257.00	6.61
30	CHANDIGARH
31	DADRA & NAGAR HAVELI
32	DAMAN & DIU	6336.00	1000.00	7336.00	95.21	11000.00	1000.00	12000.00	96.77	11000.00	1200.00	12200.00	96.83
33	DELHI	278215.00	162290.00	440505.00	73.37	411500.00	228188.00	639688.00	86.27	422600.00	290415.00	713015.00	82.77
34	LAKSHADWEEP	0.00	7981.00	7981.00	100.00	500.00	11873.00	12373.00	100.00	549.00	12400.00	12949.00	100.00
35	PUDUCHERRY	3954.00	4754.00	8708.00	18.65	3721.00	5509.00	9230.00	11.72	5876.00	5509.00	11385.00	19.95
	TOTAL U.T.	290282.00	176106.00	466388.00	62.62	431674.00	246570.00	678244.00	72.68	444282.00	309524.00	753806.00	71.08
	TOTAL (STATE & UTs)	1802346.00	4235828.00	6038174.00	61.68	3485292.00	5057748.00	8543040.00	61.59	3334952.00	4588063.00	7923015.00	53.54

STATEMENT NO. (21): PLAN & NON-PLAN BUDGETED EXPENDITURE ON LANGUAGE DEVELOPMENT

ACCOUNT: REVENUE ACCOUNT
PROGRAM: TOTAL EXPENDITURE

(RUPEES IN THOUSANDS)

SL. NO.	STATE/UNION TERRITORY	2007-08(ACTUALS)				2008-09(R.E.)				2009-10(B.E.)			
		PLAN	NON-PLAN	TOTAL	% AGE TO TOTAL EXP. ON EDUCATION	PLAN	NON-PLAN	TOTAL	% AGE TO TOTAL EXP. ON EDUCATION	PLAN	NON-PLAN	TOTAL	% AGE TO TOTAL EXP. ON EDUCATION
1	ANDHRA PRADESH	112.00	183069.00	183181.00	0.32	5665.00	192526.00	198191.00	0.27	5500.00	205267.00	210767.00	0.24
2	ARUNACHAL PRADESH
3	ASSAM	2834.00	252405.00	255239.00	0.91	26000.00	605669.00	631669.00	1.71	158800.00	660665.00	819465.00	1.87
4	BIHAR	0.00	590967.00	590967.00	1.17	0.00	1039060.00	1039060.00	1.55	0.00	1111827.00	1111827.00	1.40
5	CHHATTISGARH	7500.00	5957.00	13457.00	0.08	5263.00	10425.00	15688.00	0.06	8885.00	7056.00	15941.00	0.05
6	GOA	2808.00	1.00	2809.00	0.08	3001.00	200.00	3201.00	0.06	3001.00	200.00	3201.00	0.05
7	GUJARAT	10416.00	36448.00	46864.00	0.09	11736.00	30625.00	42361.00	0.08	12772.00	30184.00	42956.00	0.08
8	HARYANA	20000.00	0.00	20000.00	0.07	20300.00	0.00	20300.00	0.05	20500.00	0.00	20500.00	0.04
9	HIMACHAL PRADESH	7035.00	32144.00	39179.00	0.27	0.00	39766.00	39766.00	0.21	0.00	43070.00	43070.00	0.21
10	JAMMU & KASHMIR
11	JHARKHAND	0.00	163198.00	163198.00	0.70	0.00	126856.00	126856.00	0.44	0.00	131058.00	131058.00	0.37
12	KARNATAKA	5795.00	121483.00	127278.00	0.19	27500.00	128888.00	156388.00	0.19	82000.00	134118.00	216118.00	0.25
13	KERALA	17479.00	207731.00	225210.00	0.51	23500.00	232128.00	255628.00	0.48	31400.00	245055.00	276455.00	0.45
14	MADHYA PRADESH	0.00	30969.00	30969.00	0.09	5000.00	43768.00	48768.00	0.09	1.00	45667.00	45668.00	0.08
15	MAHARASHTRA	0.00	1332.00	1332.00	0.00	0.00	492.00	492.00	0.00	0.00	788.00	788.00	0.00
16	MANIPUR	1031.00	1115.00	2146.00	0.06	1460.00	2565.00	4025.00	0.10	8380.00	3008.00	11388.00	0.25
17	MEGHALAYA	300.00	0.00	300.00	0.01	400.00	8.00	408.00	0.01	500.00	8.00	508.00	0.01
18	MIZORAM	74510.00	129273.00	203783.00	7.21	87250.00	148610.00	235860.00	7.22	122270.00	207845.00	330115.00	7.91
19	NAGALAND	0.00	98335.00	98335.00	2.93	0.00	103128.00	103128.00	2.95	0.00	111208.00	111208.00	3.01
20	ORISSA	48575.00	100995.00	149570.00	0.51	1600.00	171005.00	172605.00	0.39	9600.00	309061.00	318661.00	0.59
21	PUNJAB	6445.00	53856.00	60301.00	0.23	19700.00	65685.00	85385.00	0.28	29600.00	71207.00	100807.00	0.28
22	RAJASTHAN	10062.00	450017.00	460079.00	0.86	8836.00	726418.00	735254.00	1.00	19540.00	889161.00	908701.00	1.03
23	SIKKIM	720.00	0.00	720.00	0.03	6423.00	0.00	6423.00	0.24	568.00	0.00	568.00	0.02
24	TAMIL NADU	23892.00	151271.00	175163.00	0.26	28925.00	207683.00	236608.00	0.26	14536.00	226138.00	240674.00	0.23
25	TRIPURA	0.00	9869.00	9869.00	0.20	11984.00	11930.00	23914.00	0.40	700.00	16100.00	16800.00	0.21
26	UTTARAKHAND	263.00	34508.00	34771.00	0.23	0.00	66224.00	66224.00	0.59	6877.00	119521.00	126398.00	0.44
27	UTTAR PRADESH	4944.00	646509.00	651453.00	0.58	1783.00	662313.00	664096.00	0.49	1201.00	861298.00	862499.00	0.51
28	WEST BENGAL	43508.00	176315.00	219823.00	0.33	91620.00	188142.00	279762.00	0.38	98240.00	270089.00	368329.00	0.34
	TOTAL STATES	288229.00	3477767.00	3765996.00	0.39	387946.00	4804114.00	5192060.00	0.43	634871.00	5699599.00	6334470.00	0.44
29	A. & N. ISLANDS	3322.00	0.00	3322.00	0.26	5100.00	30.00	5130.00	0.26	5500.00	30.00	5530.00	0.23
30	CHANDIGARH	3070.00	5950.00	9020.00	0.41	3100.00	6920.00	10020.00	0.41	1700.00	9810.00	11510.00	0.39
31	DADRA & NAGAR HAVELI
32	DAMAN & DIU
33	DELHI	36600.00	0.00	36600.00	0.17	75200.00	0.00	75200.00	0.26	59500.00	0.00	59500.00	0.17
34	LAKSHADWEEP
35	PUDUCHERRY	4253.00	0.00	4253.00	0.18	3957.00	0.00	3957.00	0.12	6275.00	0.00	6275.00	0.17
	TOTAL U.T.	47245.00	5950.00	53195.00	0.19	87357.00	6950.00	94307.00	0.25	72975.00	9840.00	82815.00	0.18
	TOTAL (STATE & UTs)	335474.00	3483717.00	3819191.00	0.39	475303.00	4811064.00	5286367.00	0.43	707846.00	5709439.00	6417285.00	0.43
	CENTRE TOTAL	1500300.00	438400.00	1938700.00	0.72	1960200.00	596400.00	2556600.00	0.67	1450000.00	666000.00	2116000.00	0.48
	GRAND TOTAL	1835774.00	3922117.00	5757891.00	0.46	2435503.00	5407464.00	7842967.00	0.48	2157846.00	6375439.00	8533285.00	0.44

STATEMENT NO. (22): PLAN & NON-PLAN BUDGETED EXPENDITURE ON LANGUAGE DEVELOPMENT (Sub-head wise)

ACCOUNT: REVENUE ACCOUNT
PROGRAM: DIRECTION & ADMINISTRATION

(RUPEES IN THOUSANDS)

NO.	TERRITORY	2007-08(ACTUALS)				2008-09(R.E.)				2009-10(B.E.)			
		PLAN	NON-PLAN	TOTAL	% AGE TO TOTAL EXP. ON LNG. DEV.	PLAN	NON-PLAN	TOTAL	% AGE TO TOTAL EXP. ON LNG. DEV.	PLAN	NON-PLAN	TOTAL	% AGE TO TOTAL EXP. ON LNG. DEV.
1	ANDHRA PRADESH
2	ARUNACHAL PRADESH
3	ASSAM	0.00	31828.00	31828.00	12.47	6100.00	78952.00	85052.00	13.46	4100.00	117930.00	122030.00	14.89
4	BIHAR
5	CHHATTISGARH
6	GOA
7	GUJARAT
8	HARYANA
9	HIMACHAL PRADESH	7035.00	9934.00	16969.00	43.31	0.00	20298.00	20298.00	51.04	0.00	21966.00	21966.00	51.00
10	JAMMU & KASHMIR
11	JHARKHAND
12	KARNATAKA
13	KERALA
14	MADHYA PRADESH
15	MAHARASHTRA
16	MANIPUR	10.00	156.00	166.00	7.74	10.00	197.00	207.00	5.14	50.00	228.00	278.00	2.44
17	MEGHALAYA	0.00	0.00	0.00	0.00	100.00	0.00	100.00	24.51	200.00	0.00	200.00	39.37
18	MIZORAM
19	NAGALAND
20	ORISSA
21	PUNJAB	0.00	52332.00	52332.00	86.78	0.00	62222.00	62222.00	72.87	0.00	67743.00	67743.00	67.20
22	RAJASTHAN	0.00	4138.00	4138.00	0.90	0.00	5184.00	5184.00	0.71	0.00	5746.00	5746.00	0.63
23	SIKKIM
24	TAMIL NADU	134.00	37337.00	37471.00	21.39	910.00	51654.00	52564.00	22.22	100.00	56760.00	56860.00	23.63
25	TRIPURA
26	UTTARAKHAND	0.00	0.00	0.00	0.00	0.00	0.00	0.00	0.00	6877.00	0.00	6877.00	5.44
27	UTTAR PRADESH	0.00	1171.00	1171.00	0.18	0.00	1819.00	1819.00	0.27	0.00	2296.00	2296.00	0.27
28	WEST BENGAL
TOTAL STATES		7179.00	136896.00	144075.00	3.83	7120.00	220326.00	227446.00	4.38	11327.00	272669.00	283996.00	4.48
29	A. & N. ISLANDS
30	CHANDIGARH
31	DADRA & NAGAR HAVELI
32	DAMAN & DIU
33	DELHI
34	LAKSHADWEEP
35	PUDUCHERRY
TOTAL U.T.		0.00	0.00	0.00	0.00	0.00	0.00	0.00	0.00	0.00	0.00	0.00	0.00
TOTAL (STATE & UTs)		7179.00	136896.00	144075.00	3.77	7120.00	220326.00	227446.00	4.30	11327.00	272669.00	283996.00	4.43

STATEMENT NO. (22): PLAN & NON-PLAN BUDGETED EXPENDITURE ON LANGUAGE DEVELOPMENT (Sub-head wise)

ACCOUNT: REVENUE ACCOUNT
PROGRAM: PROMOTION OF MODERN INDIAN LANGUAGES & LITERATURE

(RUPEES IN THOUSANDS)

NO.	TERRITORY	2007-08(ACTUALS)				2008-09(R.E.)				2009-10(B.E.)			
		PLAN	NON-PLAN	TOTAL	% AGE TO TOTAL EXP. ON LNG. DEV.	PLAN	NON-PLAN	TOTAL	% AGE TO TOTAL EXP. ON LNG. DEV.	PLAN	NON-PLAN	TOTAL	% AGE TO TOTAL EXP. ON LNG. DEV.
1	ANDHRA PRADESH	0.00	23805.00	23805.00	13.00	5500.00	31644.00	37144.00	18.74	5500.00	31644.00	37144.00	17.62
2	ARUNACHAL PRADESH
3	ASSAM
4	BIHAR
5	CHHATTISGARH	7500.00	3577.00	11077.00	82.31	5263.00	7825.00	13088.00	83.43	8885.00	4056.00	12941.00	81.18
6	GOA
7	GUJARAT	8842.00	6910.00	15752.00	33.61	8638.00	6550.00	15188.00	35.85	9132.00	6626.00	15758.00	36.68
8	HARYANA	20000.00	0.00	20000.00	100.00	20300.00	0.00	20300.00	100.00	20500.00	0.00	20500.00	100.00
9	HIMACHAL PRADESH	0.00	2474.00	2474.00	6.31	0.00	3412.00	3412.00	8.58	0.00	3628.00	3628.00	8.42
10	JAMMU & KASHMIR
11	JHARKHAND
12	KARNATAKA	2498.00	1995.00	4493.00	3.53	7500.00	4147.00	11647.00	7.45	8000.00	4234.00	12234.00	5.66
13	KERALA	15000.00	29797.00	44797.00	19.89	19500.00	36522.00	56022.00	21.92	24800.00	35784.00	60584.00	21.91
14	MADHYA PRADESH	0.00	258.00	258.00	0.83	0.00	644.00	644.00	1.32	0.00	715.00	715.00	1.57
15	MAHARASHTRA	0.00	18.00	18.00	1.35	0.00	18.00	18.00	3.66	0.00	18.00	18.00	2.28
16	MANIPUR	971.00	610.00	1581.00	73.67	1330.00	1443.00	2773.00	68.89	2200.00	1699.00	3899.00	34.24
17	MEGHALAYA	200.00	0.00	200.00	66.67	200.00	8.00	208.00	50.98	200.00	8.00	208.00	40.94
18	MIZORAM	74510.00	129273.00	203783.00	100.00	87250.00	148610.00	235860.00	100.00	122270.00	207845.00	330115.00	100.00
19	NAGALAND	0.00	98335.00	98335.00	100.00	0.00	103128.00	103128.00	100.00	0.00	111208.00	111208.00	100.00
20	ORISSA	8419.00	20505.00	28324.00	18.94	100.00	32414.00	32514.00	18.84	8100.00	55898.00	63998.00	20.08
21	PUNJAB	6445.00	0.00	6445.00	10.69	19700.00	0.00	19700.00	23.07	28350.00	0.00	28350.00	28.12
22	RAJASTHAN	4182.00	6493.00	10675.00	2.32	4950.00	9161.00	14111.00	1.92	9700.00	9401.00	19101.00	2.10
23	SIKKIM	300.00	0.00	300.00	41.67	1922.00	0.00	1922.00	29.92	276.00	0.00	276.00	48.59
24	TAMIL NADU	0.00	28437.00	28437.00	16.23	2.00	34944.00	34946.00	14.77	3.00	32615.00	32618.00	13.55
25	TRIPURA	0.00	436.00	436.00	4.42	11984.00	0.00	11984.00	50.11	500.00	0.00	500.00	2.98
26	UTTARAKHAND	0.00	274.00	274.00	0.79	0.00	550.00	550.00	0.83	0.00	300.00	300.00	0.24
27	UTTAR PRADESH	4944.00	23558.00	28502.00	4.38	1282.00	23995.00	25277.00	3.81	700.00	40621.00	41321.00	4.79
28	WEST BENGAL	4034.00	0.00	4034.00	1.84	3080.00	2174.00	5254.00	1.88	4000.00	3126.00	7126.00	1.93
	TOTAL STATES	157845.00	376755.00	534600.00	14.20	198501.00	447189.00	645690.00	12.44	253116.00	549426.00	802542.00	12.67
29	A. & N. ISLANDS	3322.00	0.00	3322.00	100.00	5100.00	30.00	5130.00	100.00	5500.00	30.00	5530.00	100.00
30	CHANDIGARH	3070.00	5950.00	9020.00	100.00	3100.00	6920.00	10020.00	100.00	1700.00	9810.00	11510.00	100.00
31	DADRA & NAGAR HAVELI
32	DAMAN & DIU
33	DELHI
34	LAKSHADWEEP
35	PUDUCHERRY
	TOTAL U.T.	6392.00	5950.00	12342.00	23.20	8200.00	6950.00	15150.00	16.06	7200.00	9840.00	17040.00	20.58
	TOTAL (STATE & UTs)	164237.00	382705.00	546942.00	14.32	206701.00	454139.00	660840.00	12.50	260316.00	559266.00	819582.00	12.77

STATEMENT NO. (22): PLAN & NON-PLAN BUDGETED EXPENDITURE ON LANGUAGE DEVELOPMENT (Sub-head wise)

ACCOUNT: REVENUE ACCOUNT
PROGRAM: SANSKRIT EDUCATION

(RUPEES IN THOUSANDS)

NO.	TERRITORY	2007-08 (ACTUALS)				2008-09 (R. E.)				2009-10 (B. E.)			
		PLAN	NON-PLAN	TOTAL	% AGE TO TOTAL EXP. ON LNG. DEV.	PLAN	NON-PLAN	TOTAL	% AGE TO TOTAL EXP. ON LNG. DEV.	PLAN	NON-PLAN	TOTAL	% AGE TO TOTAL EXP. ON LNG. DEV.
1	ANDHRA PRADESH	0.00	159264.00	159264.00	86.94	0.00	160882.00	160882.00	81.18	0.00	173623.00	173623.00	82.38
2	ARUNACHAL PRADESH
3	ASSAM	2834.00	55340.00	58174.00	22.79	5500.00	100899.00	106399.00	16.84	6300.00	88437.00	94737.00	11.56
4	BIHAR	0.00	202049.00	202049.00	34.19	0.00	352761.00	352761.00	33.95	0.00	356612.00	356612.00	32.07
5	CHHATTISGARH	0.00	2380.00	2380.00	17.69	0.00	2600.00	2600.00	16.57	0.00	3000.00	3000.00	18.82
6	GOA	2808.00	0.00	2808.00	99.96	3000.00	0.00	3000.00	93.72	3000.00	0.00	3000.00	93.72
7	GUJARAT	1574.00	29538.00	31112.00	66.39	3098.00	24075.00	27173.00	64.15	3640.00	23558.00	27198.00	63.32
8	HARYANA
9	HIMACHAL PRADESH	0.00	18579.00	18579.00	47.42	0.00	14899.00	14899.00	37.47	0.00	16319.00	16319.00	37.89
10	JAMMU & KASHMIR
11	JHARKHAND	0.00	16636.00	16636.00	10.19	0.00	16856.00	16856.00	13.29	0.00	20058.00	20058.00	15.30
12	KARNATAKA	3297.00	119488.00	122785.00	96.47	20000.00	124741.00	144741.00	92.55	74000.00	129884.00	203884.00	94.34
13	KERALA	979.00	0.00	979.00	0.43	2000.00	0.00	2000.00	0.78	4600.00	0.00	4600.00	1.66
14	MADHYA PRADESH	0.00	30497.00	30497.00	98.48	5000.00	42666.00	47666.00	97.74	1.00	44482.00	44483.00	97.41
15	MAHARASHTRA	0.00	1314.00	1314.00	98.65	0.00	474.00	474.00	96.34	0.00	770.00	770.00	97.72
16	MANIPUR	0.00	349.00	349.00	16.26	20.00	925.00	945.00	23.48	30.00	1081.00	1111.00	9.76
17	MEGHALAYA	100.00	0.00	100.00	33.33	100.00	0.00	100.00	24.51	100.00	0.00	100.00	19.69
18	MIZORAM
19	NAGALAND
20	ORISSA	26380.00	78142.00	104522.00	69.88	0.00	136140.00	136140.00	78.87	0.00	250712.00	250712.00	78.68
21	PUNJAB
22	RAJASTHAN	3719.00	420344.00	424063.00	92.17	3750.00	687086.00	690836.00	93.96	7767.00	844992.00	852759.00	93.84
23	SIKKIM	420.00	0.00	420.00	58.33	4501.00	0.00	4501.00	70.08	292.00	0.00	292.00	51.41
24	TAMIL NADU	90.00	14355.00	14445.00	8.25	252.00	26172.00	26424.00	11.17	252.00	32279.00	32531.00	13.52
25	TRIPURA	0.00	133.00	133.00	1.35	0.00	30.00	30.00	0.13	100.00	100.00	200.00	1.19
26	UTTARAKHAND	263.00	34234.00	34497.00	99.21	0.00	65674.00	65674.00	99.17	0.00	119221.00	119221.00	94.32
27	UTTAR PRADESH	0.00	621080.00	621080.00	95.34	1.00	635799.00	635800.00	95.74	1.00	817381.00	817382.00	94.77
28	WEST BENGAL	0.00	28254.00	28254.00	12.85	0.00	36211.00	36211.00	12.94	0.00	47659.00	47659.00	12.94
	TOTAL STATES	42464.00	1831976.00	1874440.00	49.77	47222.00	2428890.00	2476112.00	47.69	100083.00	2970168.00	3070251.00	48.47
29	A. & N. ISLANDS
30	CHANDIGARH
31	DADRA & NAGAR HAVELI
32	DAMAN & DIU
33	DELHI	4100.00	0.00	4100.00	11.20	8200.00	0.00	8200.00	10.90	6500.00	0.00	6500.00	10.92
34	LAKSHADWEEP
35	PUDUCHERRY
	TOTAL U.T.	4100.00	0.00	4100.00	7.71	8200.00	0.00	8200.00	8.70	6500.00	0.00	6500.00	7.85
	TOTAL (STATE & UTs)	46564.00	1831976.00	1878540.00	49.19	55422.00	2428890.00	2484312.00	46.99	106583.00	2970168.00	3076751.00	47.94

STATEMENT NO. (22): PLAN & NON-PLAN BUDGETED EXPENDITURE ON LANGUAGE DEVELOPMENT (Sub-head wise)

ACCOUNT: REVENUE ACCOUNT
PROGRAM: COMMERCIAL INSTITUTIONS

(RUPEES IN THOUSANDS)

NO.	TERRITORY	2007-08(ACTUALS)				2008-09(R.E.)				2009-10(B.E.)			
		PLAN	NON-PLAN	TOTAL	% AGE TO TOTAL EXP. ON LNG. DEV.	PLAN	NON-PLAN	TOTAL	% AGE TO TOTAL EXP. ON LNG. DEV.	PLAN	NON-PLAN	TOTAL	% AGE TO TOTAL EXP. ON LNG. DEV.
1	ANDHRA PRADESH
2	ARUNACHAL PRADESH
3	ASSAM
4	BIHAR
5	CHHATTISGARH
6	GOA
7	GUJARAT
8	HARYANA
9	HIMACHAL PRADESH
10	JAMMU & KASHMIR
11	JHARKHAND
12	KARNATAKA
13	KERALA
14	MADHYA PRADESH	0.00	214.00	214.00	0.69	0.00	458.00	458.00	0.94	0.00	470.00	470.00	1.03
15	MAHARASHTRA
16	MANIPUR
17	MEGHALAYA
18	MIZORAM
19	NAGALAND
20	ORISSA
21	PUNJAB
22	RAJASTHAN
23	SIKKIM
24	TAMIL NADU
25	TRIPURA
26	UTTARAKHAND
27	UTTAR PRADESH
28	WEST BENGAL
TOTAL STATES		0.00	214.00	214.00	0.01	0.00	458.00	458.00	0.01	0.00	470.00	470.00	0.01
29	A. & N. ISLANDS
30	CHANDIGARH
31	DADRA & NAGAR HAVELI
32	DAMAN & DIU
33	DELHI
34	LAKSHADWEEP
35	PUDUCHERRY
TOTAL U.T.		0.00	0.00	0.00	0.00	0.00	0.00	0.00	0.00	0.00	0.00	0.00	0.00
TOTAL (STATE & UTs)		...	214.00	214.00	0.01	...	458.00	458.00	0.01	...	470.00	470.00	0.01

STATEMENT NO. (22): PLAN & NON-PLAN BUDGETED EXPENDITURE ON LANGUAGE DEVELOPMENT (Sub-head wise)

ACCOUNT: REVENUE ACCOUNT
PROGRAM: OTHER EXPENDITURE

(RUPEES IN THOUSANDS)

NO.	TERRITORY	2007-08(ACTUALS)				2008-09(R.E.)				2009-10(B.E.)			
		PLAN	NON-PLAN	TOTAL	% AGE TO TOTAL EXP. ON LNG. DEV.	PLAN	NON-PLAN	TOTAL	% AGE TO TOTAL EXP. ON LNG. DEV.	PLAN	NON-PLAN	TOTAL	% AGE TO TOTAL EXP. ON LNG. DEV.
1	ANDHRA PRADESH	112.00	0.00	112.00	0.06	165.00	0.00	165.00	0.08	0.00	0.00	0.00	0.00
2	ARUNACHAL PRADESH
3	ASSAM	0.00	165237.00	165237.00	64.74	14400.00	425818.00	440218.00	69.69	148400.00	454298.00	602698.00	73.55
4	BIHAR	0.00	388918.00	388918.00	65.81	0.00	686299.00	686299.00	66.05	0.00	755215.00	755215.00	67.93
5	CHHATTISGARH
6	GOA	0.00	1.00	1.00	0.04	1.00	200.00	201.00	6.28	1.00	200.00	201.00	6.28
7	GUJARAT
8	HARYANA
9	HIMACHAL PRADESH	0.00	1157.00	1157.00	2.95	0.00	1157.00	1157.00	2.91	0.00	1157.00	1157.00	2.69
10	JAMMU & KASHMIR
11	JHARKHAND	0.00	146562.00	146562.00	89.81	0.00	110000.00	110000.00	86.71	0.00	111000.00	111000.00	84.70
12	KARNATAKA
13	KERALA	1500.00	177934.00	179434.00	79.67	2000.00	195606.00	197606.00	77.30	2000.00	209271.00	211271.00	76.42
14	MADHYA PRADESH
15	MAHARASHTRA
16	MANIPUR	50.00	0.00	50.00	2.33	100.00	0.00	100.00	2.48	6100.00	0.00	6100.00	53.57
17	MEGHALAYA
18	MIZORAM
19	NAGALAND
20	ORISSA	13776.00	2348.00	16124.00	10.78	1500.00	2451.00	3951.00	2.29	1500.00	2451.00	3951.00	1.24
21	PUNJAB	0.00	1524.00	1524.00	2.53	0.00	3463.00	3463.00	4.06	1250.00	3464.00	4714.00	4.68
22	RAJASTHAN	2161.00	19042.00	21203.00	4.61	136.00	24987.00	25123.00	3.42	2073.00	29022.00	31095.00	3.42
23	SIKKIM
24	TAMIL NADU	23668.00	71142.00	94810.00	54.13	27761.00	94913.00	122674.00	51.85	14181.00	104484.00	118665.00	49.31
25	TRIPURA	0.00	9300.00	9300.00	94.23	0.00	11900.00	11900.00	49.76	100.00	16000.00	16100.00	95.83
26	UTTARAKHAND
27	UTTAR PRADESH	0.00	700.00	700.00	0.11	500.00	700.00	1200.00	0.18	500.00	1000.00	1500.00	0.17
28	WEST BENGAL	39474.00	148061.00	187535.00	85.31	88540.00	149757.00	238297.00	85.18	94240.00	219304.00	313544.00	85.13
	TOTAL STATES	80741.00	1131926.00	1212667.00	32.20	135103.00	1707251.00	1842354.00	35.48	270345.00	1906866.00	2177211.00	34.37
29	A. & N. ISLANDS
30	CHANDIGARH
31	DADRA & NAGAR HAVELI
32	DAMAN & DIU
33	DELHI	32500.00	0.00	32500.00	88.80	67000.00	0.00	67000.00	89.10	53000.00	0.00	53000.00	89.08
34	LAKSHADWEEP
35	PUDUCHERRY	4253.00	0.00	4253.00	100.00	3957.00	0.00	3957.00	100.00	6275.00	0.00	6275.00	100.00
	TOTAL U.T.	36753.00	0.00	36753.00	69.09	70957.00	0.00	70957.00	75.24	59275.00	0.00	59275.00	71.58
	TOTAL (STATE & UTs)	117494.00	1131926.00	1249420.00	32.71	206060.00	1707251.00	1913311.00	36.19	329620.00	1906866.00	2236486.00	34.85

STATEMENT NO. (23): BUDGETED EXPENDITURE ON EDUCATION OF THE EDUCATION DEPARTMENTS ACCORDING TO HEADS OF CHARGES (REVENUE ACCOUNT) FOR 2007 - 2008 (ACTUAL)

(RUPEES IN THOUSANDS)

STATE/ UNION TERRITORY	ELEMENTARY EDUCATION TOTAL	% AGE	SECONDARY EDUCATION TOTAL	% AGE	ADULT EDUCATION TOTAL	% AGE	UNIV. & HIGHER EDU. TOTAL	% AGE	TECHNICAL EDUCATION TOTAL	% AGE	PHYSICAL EDUCATION TOTAL	% AGE	GENERAL EDUCATION TOTAL	% AGE	LANGUAGE DEVELOPMENT TOTAL	% AGE	T O T A L
1. ANDHRA PRADESH	26544574.00	45.81	18046396.00	31.15	122165.00	0.21	10578471.00	18.26	2022823.00	3.49	13354.00	0.02	428513.00	0.74	183181.00	0.32	57939477.00
2. ARUNACHAL PRADESH	1903575.00	67.82	652690.00	23.25	23354.00	0.83	154058.00	5.49	19686.00	0.70	25488.00	0.91	27882.00	0.99	0.00	...	2806733.00
3. ASSAM	14958783.00	53.44	7964042.00	28.45	115077.00	0.41	3903743.00	13.95	453973.00	1.62	66213.00	0.24	275330.00	0.98	255239.00	0.91	27992400.00
4. BIHAR	32804627.00	64.80	8589167.00	16.97	41836.00	0.08	8105631.00	16.01	352971.00	0.70	0.00	...	138402.00	0.27	590967.00	1.17	50623601.00
5. CHHATTISGARH	12800036.00	71.65	3274681.00	18.33	2362.00	0.01	1370455.00	7.67	232235.00	1.30	2402.00	0.01	168388.00	0.94	13457.00	0.08	17864016.00
6. GOA	881363.00	24.00	1972474.00	53.72	7788.00	0.21	472710.00	12.87	247537.00	6.74	53533.00	1.46	33673.00	0.92	2809.00	0.08	3671887.00
7. GUJARAT	28739484.00	56.00	16064016.00	31.30	23101.00	0.05	4161445.00	8.11	1536728.00	2.99	20054.00	0.04	728192.00	1.42	46864.00	0.09	51319884.00
8. HARYANA	11896171.00	44.31	8791313.00	32.74	17834.00	0.07	4641225.00	17.29	1129465.00	4.21	196839.00	0.73	156563.00	0.58	20000.00	0.07	26849410.00
9. HIMACHAL PRADESH	8857287.00	61.14	4463436.00	30.81	6183.00	0.04	936277.00	6.46	132436.00	0.91	2495.00	0.02	48922.00	0.34	39179.00	0.27	14486215.00
10. JAMMU & KASHMIR	4294191.00	39.13	4946571.00	45.08	0.00	...	1348406.00	12.29	289380.00	2.64	61763.00	0.56	32862.00	0.30	0.00	...	10973173.00
11. JHARKHAND	16593211.00	70.73	2952411.00	12.59	0.00	...	1980109.00	8.44	1770403.00	7.55	0.00	...	0.00	...	163198.00	0.70	23459332.00
12. KARNATAKA	37057907.00	56.18	20131420.00	30.52	143748.00	0.22	6066270.00	9.20	1617916.00	2.45	1559.00	0.00	820050.00	1.24	127278.00	0.19	65966148.00
13. KERALA	18591050.00	41.97	17450584.00	39.40	22000.00	0.05	6030517.00	13.61	1836579.00	4.15	9144.00	0.02	130735.00	0.30	225210.00	0.51	44295819.00
14. MADHYA PRADESH	23262632.00	65.58	7381878.00	20.81	5446.00	0.02	3710494.00	10.46	792616.00	2.23	0.00	...	286129.00	0.81	30969.00	0.09	35470164.00
15. MAHARASHTRA	60846918.00	45.41	54121576.00	40.39	109517.00	0.08	13196353.00	9.85	4722375.00	3.52	46330.00	0.03	950525.00	0.71	1332.00	0.00	133994726.00
16. MANIPUR	1930622.00	52.43	1010170.00	27.43	28209.00	0.77	610089.00	16.57	32286.00	0.88	22646.00	0.61	46406.00	1.26	2146.00	0.06	3682574.00
17. MEGHALAYA	1862285.00	56.87	847088.00	25.87	22694.00	0.69	390835.00	11.93	37165.00	1.13	0.00	...	114309.00	3.49	300.00	0.01	3274914.00
18. MIZORAM	1462454.00	51.77	714053.00	25.28	21503.00	0.76	325073.00	11.51	42950.00	1.52	0.00	...	54967.00	1.95	203783.00	7.21	2824783.00
19. NAGALAND	2056664.00	61.35	881355.00	26.29	9992.00	0.30	232136.00	6.92	74124.00	2.21	0.00	...	0.00	...	98335.00	2.93	3352606.00
20. ORISSA	16744238.00	56.78	6942761.00	23.54	14005.00	0.05	5138024.00	17.42	443730.00	1.50	31063.00	0.11	24883.00	0.08	149570.00	0.51	29488274.00
21. PUNJAB	5568074.00	21.15	17543851.00	66.64	9818.00	0.04	2597189.00	9.87	415149.00	1.58	10327.00	0.04	122221.00	0.46	60301.00	0.23	26326930.00
22. RAJASTHAN	31971139.00	59.75	17513629.00	32.73	128397.00	0.24	2780389.00	5.20	522549.00	0.98	39975.00	0.07	93534.00	0.17	460079.00	0.86	53509691.00
23. SIKKIM	1122878.00	49.44	999134.00	44.00	0.00	...	61255.00	2.70	25571.00	1.13	0.00	...	61456.00	2.71	720.00	0.03	2271014.00
24. TAMIL NADU	28869078.00	43.00	27033046.00	40.27	4960.00	0.01	6350811.00	9.46	1666455.00	2.48	29287.00	0.04	3006435.00	4.48	175163.00	0.26	67135235.00
25. TRIPURA	1880507.00	38.03	2377619.00	48.08	223770.00	4.52	224494.00	4.54	32022.00	0.65	151801.00	3.07	45283.00	0.92	9869.00	0.20	4945365.00
26. UTTARAKHAND	6973001.00	45.53	6362924.00	41.55	0.00	...	1335196.00	8.72	436173.00	2.85	52878.00	0.35	120634.00	0.79	34771.00	0.23	15315577.00
27. UTTAR PRADESH	73582941.00	65.51	28196795.00	25.10	0.00	...	7751541.00	6.90	1488487.00	1.33	352.00	0.00	657164.00	0.59	651453.00	0.58	112328733.00
28. WEST BENGAL	25928045.00	39.26	30040237.00	45.49	49835.00	0.08	7812638.00	11.83	1470264.00	2.23	47068.00	0.07	471452.00	0.71	219823.00	0.33	66039362.00
TOTAL STATES	499983735.00	52.18	317265317.00	33.11	1153394.00	0.12	102265834.00	10.67	23844048.00	2.49	884809.00	0.09	9044910.00	0.94	3765996.00	0.39	958208043.00
29. A. & N. ISLANDS	643147.00	49.90	459894.00	35.68	3225.00	0.25	81301.00	6.31	51508.00	4.00	1825.00	0.14	44695.00	3.47	3322.00	0.26	1288917.00
30. CHANDIGARH	639153.00	29.10	423758.00	19.29	3238.00	0.15	762970.00	34.73	262325.00	11.94	77208.00	3.51	19097.00	0.87	9020.00	0.41	2196769.00
31. DADRA & NAGAR HAVELI	206174.00	68.92	63118.00	21.10	356.00	0.12	0.00	...	11220.00	3.75	0.00	...	18302.00	6.12	0.00	...	299710.00
32. DAMAN & DIU	90743.00	43.17	80602.00	38.35	510.00	0.24	11634.00	5.53	18999.00	9.04	0.00	...	7705.00	3.67	0.00	...	210193.00
33. DELHI	6962890.00	32.78	11282386.00	53.12	387441.00	1.82	553102.00	2.60	1365376.00	6.43	51978.00	0.24	600371.00	2.83	36600.00	0.17	21240144.00
34. LAKSHADWEEP	25359.00	7.32	274664.00	79.26	0.00	...	38548.00	11.12	0.00	...	0.00	...	7981.00	2.30	0.00	...	346552.00
35. PUDUCHERRY	847926.00	36.72	752310.00	32.58	3465.00	0.15	447372.00	19.38	199945.00	8.66	7018.00	0.30	46683.00	2.02	4253.00	0.18	2308972.00
TOTAL U.T.s	9415392.00	33.76	13336732.00	47.82	398235.00	1.43	1894927.00	6.79	1909973.00	6.85	138029.00	0.49	744834.00	2.67	53195.00	0.19	27890717.00
TOTAL (STATES & UTS)	509399127.00	51.66	330602049.00	33.53	1551629.00	0.16	104160761.00	10.56	25753421.00	2.61	1022838.00	0.10	9789744.00	0.99	3819191.00	0.39	986098760.00
TOTAL CENTRE	177696100.00	66.38	25272900.00	9.44	2210000.00	0.83	38953582.00	14.55	20820618.00	7.78	0.00	...	805600.00	0.30	1938700.00	0.72	267697500.00
GRAND TOTAL	687095227.00	54.80	355874949.00	28.38	3761629.00	0.30	143114343.00	11.41	46574039.00	3.71	1022838.00	0.08	10595344.00	0.85	5757891.00	0.46	1253796260.00

..NICNET..

STATEMENT NO. (23 A): BUDGETED EXPENDITURE ON EDUCATION ACCORDING TO HEADS OF CHARHES
(CAPITAL ACCOUNT) FOR 2007-2008(ACTUALS)

(RUPEES IN THOUSANDS)

STATE/ UNION TERRITORY	ELEMENTARY EDUCATION	SECONDARY EDUCATION	ADULT EDUCATION	UNIV. & HIGHER EDUCATION	TECHNICAL EDUCATION	PHYSICAL EDUCATION	GENERAL EDUCATION	LANGUAGE DEVELOPMENT	T O T A L
1 ANDHRA PRADESH	0.00	667572.00	0.00	0.00	0.00	0.00	0.00	0.00	667572.00
2 ARUNACHAL PRADESH	12181.00	51905.00	0.00	43278.00	1095.00	0.00	75234.00	0.00	183693.00
3 ASSAM	0.00	0.00	0.00	0.00	0.00	0.00	0.00	0.00	0.00
4 BIHAR	0.00	104994.00	0.00	0.00	312910.00	0.00	0.00	0.00	417904.00
5 CHHATTISGARH	50112.00	959134.00	0.00	417660.00	532491.00	0.00	0.00	0.00	1959397.00
6 GOA	26332.00	31609.00	0.00	6394.00	101738.00	0.00	172900.00	0.00	338973.00
7 GUJARAT	595040.00	34895.00	0.00	213585.00	668620.00	0.00	0.00	0.00	1512140.00
8 HARYANA	0.00	13840.00	0.00	310997.00	485133.00	0.00	0.00	0.00	809970.00
9 HIMACHAL PRADESH	36036.00	384233.00	0.00	520798.00	148110.00	0.00	92598.00	0.00	1181775.00
10 JAMMU & KASHMIR	0.00	0.00	0.00	0.00	0.00	0.00	0.00	0.00	0.00
11 JHARKHAND	13917.00	112702.00	0.00	0.00	359541.00	0.00	131358.00	0.00	617518.00
12 KARNATAKA	190104.00	195412.00	0.00	415973.00	261419.00	0.00	45000.00	0.00	1107908.00
13 KERALA	0.00	1377.00	0.00	79147.00	220960.00	0.00	13580.00	0.00	315064.00
14 MADHYA PRADESH	87846.00	556788.00	0.00	175707.00	203522.00	0.00	86129.00	0.00	1109992.00
15 MAHARASHTRA	0.00	0.00	0.00	32323.00	295906.00	0.00	0.00	0.00	328229.00
16 MANIPUR	6955.00	278499.00	0.00	152477.00	157998.00	0.00	0.00	0.00	595929.00
17 MEGHALAYA	2401.00	18853.00	0.00	29288.00	291.00	0.00	0.00	0.00	50833.00
18 MIZORAM	0.00	29002.00	0.00	10600.00	0.00	0.00	0.00	0.00	39602.00
19 NAGALAND	0.00	40500.00	0.00	53800.00	17718.00	0.00	16024.00	0.00	128042.00
20 ORISSA	0.00	35937.00	0.00	617.00	0.00	0.00	0.00	0.00	36554.00
21 PUNJAB	99200.00	0.00	0.00	438529.00	0.00	0.00	0.00	0.00	537729.00
22 RAJASTHAN	0.00	215150.00	0.00	80432.00	103414.00	0.00	15599.00	0.00	414595.00
23 SIKKIM	68744.00	3048.00	0.00	72121.00	36317.00	0.00	28971.00	0.00	209201.00
24 TAMIL NADU	3112.00	889152.00	0.00	176598.00	54769.00	0.00	0.00	95.00	1123726.00
25 TRIPURA	35196.00	207328.00	0.00	30246.00	9904.00	0.00	925.00	0.00	283599.00
26 UTTARAKHAND	31807.00	739208.00	0.00	140904.00	187560.00	0.00	0.00	0.00	1099479.00
27 UTTAR PRADESH	107204.00	239655.00	0.00	472322.00	201439.00	0.00	202804.00	0.00	1223424.00
28 WEST BENGAL	0.00	56484.00	0.00	10.00	0.00	0.00	478.00	0.00	56972.00
TOTAL STATES	1366187.00	5867277.00	0.00	3873806.00	4360855.00	0.00	881600.00	95.00	16349820.00
29 A. & N. ISLANDS	35000.00	39172.00	0.00	27000.00	44457.00	0.00	12513.00	0.00	158142.00
30 CHANDIGARH	9000.00	41770.00	0.00	20384.00	28019.00	0.00	1200.00	0.00	100373.00
31 DADRA & NAGAR HAVELI	0.00	12200.00	0.00	0.00	750.00	0.00	0.00	0.00	12950.00
32 DAMAN & DIU	0.00	0.00	0.00	0.00	196.00	0.00	25416.00	0.00	25612.00
33 DELHI	12369.00	451134.00	0.00	573453.00	263866.00	0.00	718185.00	0.00	2019007.00
34 LAKSHADWEEP	0.00	16500.00	0.00	2000.00	898.00	0.00	992.00	0.00	20390.00
35 PUDUCHERRY	15829.00	38400.00	0.00	18540.00	0.00	0.00	21700.00	0.00	94469.00
TOTAL U.T.s	72198.00	599176.00	0.00	641377.00	338186.00	0.00	780006.00	0.00	2430943.00
TOTAL (STATES & UT)	1438385.00	6466453.00	0.00	4515183.00	4699041.00	0.00	1661606.00	95.00	18780763.00

..NICNET..

STATEMENT NO. (23 B): BUDGETED EXPENDITURE ON EDUCATION ACCORDING TO HEADS OF CHARHES
(LOAN AND ADVANCES ACCOUNT) FOR 2007-2008(ACTUALS)

(RUPEES IN THOUSANDS)

STATE/ UNION TERRITORY	ELEMENTARY EDUCATION	SECONDARY EDUCATION	ADULT EDUCATION	UNIV.& HIGHER EDUCATION	TECHNICAL EDUCATION	PHYSICAL EDUCATION	GENERAL EDUCATION	LANGUAGE DEVELOPMENT	T O T A L
1 ANDHRA PRADESH	0.00	0.00	0.00	0.00	0.00	0.00	0.00	0.00	0.00
2 ARUNACHAL PRADESH	0.00	0.00	0.00	0.00	0.00	0.00	0.00	0.00	0.00
3 ASSAM	0.00	0.00	0.00	0.00	0.00	0.00	0.00	0.00	0.00
4 BIHAR	0.00	0.00	0.00	0.00	0.00	0.00	0.00	0.00	0.00
5 CHHATTISGARH	0.00	0.00	0.00	0.00	0.00	0.00	0.00	0.00	0.00
6 GOA	0.00	0.00	0.00	45000.00	0.00	0.00	0.00	0.00	45000.00
7 GUJARAT	0.00	0.00	0.00	0.00	0.00	0.00	0.00	0.00	0.00
8 HARYANA	0.00	0.00	0.00	0.00	0.00	0.00	0.00	0.00	0.00
9 HIMACHAL PRADESH	0.00	0.00	0.00	0.00	0.00	0.00	0.00	0.00	0.00
10 JAMMU & KASHMIR	0.00	0.00	0.00	0.00	0.00	0.00	0.00	0.00	0.00
11 JHARKHAND	0.00	0.00	0.00	0.00	0.00	0.00	0.00	0.00	0.00
12 KARNATAKA	0.00	0.00	0.00	0.00	0.00	0.00	0.00	0.00	0.00
13 KERALA	0.00	0.00	0.00	0.00	0.00	0.00	0.00	0.00	0.00
14 MADHYA PRADESH	0.00	0.00	0.00	40000.00	0.00	0.00	0.00	0.00	40000.00
15 MAHARASHTRA	0.00	0.00	0.00	0.00	0.00	0.00	0.00	0.00	0.00
16 MANIPUR	0.00	0.00	0.00	0.00	0.00	0.00	0.00	0.00	0.00
17 MEGHALAYA	0.00	0.00	0.00	0.00	0.00	0.00	0.00	0.00	0.00
18 MIZORAM	0.00	0.00	0.00	4586.00	0.00	0.00	0.00	0.00	4586.00
19 NAGALAND	0.00	0.00	0.00	0.00	0.00	0.00	0.00	0.00	0.00
20 ORISSA	0.00	0.00	0.00	0.00	0.00	0.00	0.00	0.00	0.00
21 PUNJAB	0.00	0.00	0.00	0.00	0.00	0.00	0.00	0.00	0.00
22 RAJASTHAN	0.00	0.00	0.00	0.00	0.00	0.00	0.00	0.00	0.00
23 SIKKIM	0.00	0.00	0.00	0.00	0.00	0.00	0.00	0.00	0.00
24 TAMIL NADU	0.00	0.00	0.00	0.00	0.00	0.00	0.00	0.00	0.00
25 TRIPURA	0.00	0.00	0.00	0.00	0.00	0.00	0.00	0.00	0.00
26 UTTARAKHAND	0.00	0.00	0.00	0.00	0.00	0.00	0.00	0.00	0.00
27 UTTAR PRADESH	0.00	0.00	0.00	0.00	0.00	0.00	0.00	0.00	0.00
28 WEST BENGAL	0.00	0.00	0.00	0.00	0.00	0.00	0.00	0.00	0.00
TOTAL STATES	0.00	0.00	0.00	89586.00	0.00	0.00	0.00	0.00	89586.00
29 A. & N. ISLANDS	0.00	0.00	0.00	0.00	0.00	0.00	0.00	0.00	0.00
30 CHANDIGARH	0.00	0.00	0.00	0.00	0.00	0.00	0.00	0.00	0.00
31 DADRA & NAGAR HAVELI	0.00	0.00	0.00	0.00	0.00	0.00	0.00	0.00	0.00
32 DAMAN & DIU	0.00	0.00	0.00	0.00	0.00	0.00	0.00	0.00	0.00
33 DELHI	0.00	0.00	0.00	0.00	0.00	0.00	0.00	0.00	0.00
34 LAKSHADWEEP	0.00	0.00	0.00	0.00	0.00	0.00	0.00	0.00	0.00
35 PUDUCHERRY	0.00	0.00	0.00	0.00	0.00	0.00	0.00	0.00	0.00
TOTAL U.T.s	0.00	0.00	0.00	0.00	0.00	0.00	0.00	0.00	0.00
TOTAL (STATES & UT)	0.00	0.00	0.00	89586.00	0.00	0.00	0.00	0.00	89586.00

..NICNET..

STATEMENT NO. (24): BUDGETED EXPENDITURE ON EDUCATION OF THE EDUCATION DEPARTMENTS ACCORDING TO HEADS OF CHARGES (REVENUE ACCOUNT) FOR 2008 - 2009(REVISED ESTIMATES)

(RUPEES IN THOUSANDS)

STATE/ UNION TERRITORY	ELEMENTARY TOTAL	EDUCATION % AGE	SECONDARY EDUCATION TOTAL	EDUCATION % AGE	ADULT EDUCATION TOTAL	EDUCATION % AGE	UNIV.& HIGHER EDU. TOTAL	EDUCATION % AGE	TECHNICAL EDUCATION TOTAL	EDUCATION % AGE	PHYSICAL EDUCATION TOTAL	EDUCATION % AGE	GENERAL EDUCATION TOTAL	EDUCATION % AGE	LANGUAGE DEVELOPMENT TOTAL	EDUCATION % AGE	T O T A L
1. ANDHRA PRADESH	33905247.00	46.36	22715439.00	31.06	130385.00	0.18	13315131.00	18.21	2268584.00	3.10	15728.00	0.02	586512.00	0.80	198191.00	0.27	73135217.00
2. ARUNACHAL PRADESH	2127366.00	68.28	651280.00	20.90	30833.00	0.99	211265.00	6.78	28123.00	0.90	38233.00	1.23	28536.00	0.92	0.00	...	3115636.00
3. ASSAM	20292477.00	55.09	10122588.00	27.48	161993.00	0.44	4704656.00	12.77	532018.00	1.44	89304.00	0.24	300862.00	0.82	631669.00	1.71	36835567.00
4. BIHAR	45712569.00	68.16	9640247.00	14.37	95117.00	0.14	9822694.00	14.65	622971.00	0.93	0.00	...	135678.00	0.20	1039060.00	1.55	67068336.00
5. CHHATTISGARH	18934542.00	69.39	5381036.00	19.72	31315.00	0.11	1677000.00	6.15	493000.00	1.81	3940.00	0.01	752170.00	2.76	15688.00	0.06	27288691.00
6. GOA	1051660.00	19.09	2656575.00	48.23	10690.00	0.19	655761.00	11.90	301382.00	5.47	59374.00	1.08	769673.00	13.97	3201.00	0.06	5508316.00
7. GUJARAT	29452648.00	54.02	16481489.00	30.23	16635.00	0.03	5124214.00	9.40	2590753.00	4.75	14100.00	0.03	796132.00	1.46	42361.00	0.08	54518332.00
8. HARYANA	18712186.00	47.33	13652580.00	34.53	17774.00	0.04	4482777.00	11.34	2168553.00	5.49	251805.00	0.64	227910.00	0.58	20300.00	0.05	39533885.00
9. HIMACHAL PRADESH	12042773.00	63.28	5409330.00	28.42	10371.00	0.05	1315433.00	6.91	152366.00	0.80	2719.00	0.01	58939.00	0.31	39766.00	0.21	19031697.00
10. JAMMU & KASHMIR	6980152.00	46.95	5617728.00	37.79	360000.00	2.42	1431477.00	9.63	359983.00	2.42	52500.00	0.35	65730.00	0.44	0.00	...	14867570.00
11. JHARKHAND	19138396.00	66.68	4900232.00	17.07	0.00	...	3478511.00	12.12	1049082.00	3.66	6920.00	0.02	0.00	...	126856.00	0.44	28699997.00
12. KARNATAKA	46258525.00	55.66	26093460.00	31.40	195423.00	0.24	7085666.00	8.53	1620565.00	1.95	2853.00	0.00	1691071.00	2.03	156388.00	0.19	83103951.00
13. KERALA	21543932.00	40.05	21766823.00	40.47	37800.00	0.07	7752864.00	14.41	2303663.00	4.28	6941.00	0.01	123506.00	0.23	255628.00	0.48	53791157.00
14. MADHYA PRADESH	33625667.00	63.94	12616966.00	23.99	8000.00	0.02	4589665.00	8.73	1205394.00	2.29	0.00	...	492313.00	0.94	48768.00	0.09	52586773.00
15. MAHARASHTRA	73963559.00	46.39	62573887.00	39.24	131756.00	0.08	15494908.00	9.72	5898900.00	3.70	54758.00	0.03	1331839.00	0.84	492.00	0.00	159450099.00
16. MANIPUR	1999933.00	50.06	1194409.00	29.89	36652.00	0.92	637289.00	15.95	45953.00	1.15	17502.00	0.44	59622.00	1.49	4025.00	0.10	3995385.00
17. MEGHALAYA	2010154.00	48.82	1218454.00	29.59	24876.00	0.60	560915.00	13.62	152000.00	3.69	210.00	0.01	150229.00	3.65	408.00	0.01	4117246.00
18. MIZORAM	1629328.00	49.88	887017.00	27.16	23630.00	0.72	381470.00	11.68	49355.00	1.51	0.00	...	59650.00	1.83	235860.00	7.22	3266310.00
19. Nagaland	2256125.00	64.49	796268.00	22.76	10275.00	0.29	258502.00	7.39	74022.00	2.12	0.00	...	0.00	...	103128.00	2.95	3498320.00
20. ORISSA	25280007.00	56.81	12060974.00	27.10	13628.00	0.03	6419143.00	14.43	439241.00	0.99	77723.00	0.17	35557.00	0.08	172605.00	0.39	44498878.00
21. PUNJAB	7024984.00	22.95	19997281.00	65.33	8210.00	0.03	2878153.00	9.40	452813.00	1.48	13347.00	0.04	149425.00	0.49	85385.00	0.28	30609598.00
22. RAJASTHAN	44345226.00	60.27	24024103.00	32.65	149504.00	0.20	3606761.00	4.90	535806.00	0.73	65054.00	0.09	121423.00	0.17	735254.00	1.00	73583131.00
23. SIKKIM	1256840.00	45.99	1270058.00	46.47	2000.00	0.07	73769.00	2.70	25180.00	0.92	0.00	...	98881.00	3.62	6423.00	0.24	2733151.00
24. TAMIL NADU	39342923.00	43.03	35935545.00	39.31	12707.00	0.01	10569643.00	11.56	2235190.00	2.44	59780.00	0.07	3028812.00	3.31	236608.00	0.26	91421208.00
25. TRIPURA	2314787.00	38.82	2780060.00	46.62	238388.00	4.00	291415.00	4.89	54005.00	0.91	203370.00	3.41	57524.00	0.96	23914.00	0.40	5963463.00
26. UTTARAKHAND	7420315.00	65.86	1990571.00	17.67	0.00	...	1226241.00	10.88	399095.00	3.54	82353.00	0.73	81461.00	0.72	66224.00	0.59	11266260.00
27. UTTAR PRADESH	85699976.00	63.25	36405186.00	26.87	0.00	...	9692171.00	7.15	2230863.00	1.65	500.00	0.00	803912.00	0.59	664096.00	0.49	135496704.00
28. WEST BENGAL	25773733.00	35.33	34422082.00	47.18	161588.00	0.22	9295173.00	12.74	2028823.00	2.78	67341.00	0.09	931092.00	1.28	279762.00	0.38	72959594.00
TOTAL STATES	630096030.00	52.42	393261668.00	32.72	1919550.00	0.16	127032667.00	10.57	30317683.00	2.52	1186355.00	0.10	12938459.00	1.08	5192060.00	0.43	120194472.00
29. A. & N. ISLANDS	1048857.00	53.29	664763.00	33.78	7843.00	0.40	117534.00	5.97	69900.00	3.55	2650.00	0.13	51523.00	2.62	5130.00	0.26	1968200.00
30. CHANDIGARH	772800.00	31.90	487593.00	20.13	9500.00	0.39	780000.00	32.20	263200.00	10.86	79360.00	3.28	19987.00	0.83	10020.00	0.41	2422460.00
31. DADRA & NAGAR HAVELI	323700.00	73.02	85200.00	19.22	400.00	0.09	0.00	...	17300.00	3.90	0.00	...	16700.00	3.77	0.00	...	443300.00
32. DAMAN & DIU	125400.00	45.58	95200.00	34.61	700.00	0.25	15700.00	5.71	25700.00	3.34	0.00	...	12400.00	4.51	0.00	...	275100.00
33. DELHI	6487906.00	22.44	18120833.00	62.68	683060.00	2.36	880000.00	3.04	1896400.00	6.56	24215.00	0.08	741531.00	2.57	75200.00	0.26	28909145.00
34. LAKSHADWEEP	36500.00	6.27	471787.00	80.99	0.00	...	61840.00	10.62	0.00	...	0.00	...	12373.00	2.12	0.00	...	582500.00
35. PUDUCHERRY	1278993.00	38.13	1209964.00	36.08	4348.00	0.13	473308.00	14.11	294530.00	8.78	10062.00	0.30	78728.00	2.35	3957.00	0.12	3353890.00
TOTAL U.T.S	10074156.00	26.54	21135340.00	55.69	705851.00	1.86	2328382.00	6.13	2567030.00	6.76	116287.00	0.31	933242.00	2.46	94307.00	0.25	37954595.00
TOTAL (STATES & UTs)	640170186.00	51.63	414397008.00	33.42	2625401.00	0.21	129361049.00	10.43	32884713.00	2.65	1302642.00	0.11	13871701.00	1.12	5286367.00	0.43	1239899067.00
TOTAL CENTRE	214713900.00	56.49	49920600.00	13.13	2046600.00	0.54	65328400.00	17.19	44321700.00	11.66	0.00	...	1193300.00	0.31	2556600.00	0.67	380081100.00
GRAND TOTAL	854884086.00	52.77	464317608.00	28.66	4672001.00	0.29	194689449.00	12.02	77206413.00	4.77	1302642.00	0.08	15065001.00	0.93	7842967.00	0.48	1619980167.00

..NICNET..

STATEMENT NO. (24 A) : BUDGETED EXPENDITURE ON EDUCATION ACCORDING TO HEADS OF CHARHES
(CAPITAL ACCOUNT) FOR 2008-2009(REVISED ESTIMATES)

(RUPEES IN THOUSANDS)

STATE/ UNION TERRITORY	ELEMENTARY EDUCATION	SECONDARY EDUCATION	ADULT EDUCATION	UNIV.& HIGHER EDUCATION	TECHNICAL EDUCATION	PHYSICAL EDUCATION	GENERAL EDUCATION	LANGUAGE DEVELOPMENT	T O T A L
1 ANDHRA PRADESH	457720.00	558692.00	0.00	0.00	50000.00	0.00	0.00	0.00	1066412.00
2 ARUNACHAL PRADESH	9125.00	10161.00	0.00	107075.00	0.00	0.00	1047262.00	0.00	1173623.00
3 ASSAM	0.00	0.00	0.00	0.00	0.00	0.00	0.00	0.00	0.00
4 BIHAR	0.00	307260.00	0.00	0.00	1088566.00	0.00	0.00	0.00	1395826.00
5 CHHATTISGARH	294010.00	1494789.00	400.00	597720.00	667883.00	0.00	0.00	0.00	3054802.00
6 GOA	27975.00	28313.00	0.00	10071.00	174470.00	0.00	89672.00	0.00	330501.00
7 GUJARAT	676745.00	82988.00	0.00	152268.00	757794.00	0.00	0.00	0.00	1669795.00
8 HARYANA	0.00	50000.00	0.00	285000.00	380000.00	0.00	0.00	0.00	715000.00
9 HIMACHAL PRADESH	690000.00	446300.00	0.00	450000.00	354752.00	0.00	232112.00	0.00	2173164.00
10 JAMMU & KASHMIR	704200.00	812700.00	0.00	1428088.00	70000.00	0.00	0.00	0.00	3014988.00
11 JHARKHAND	40000.00	228000.00	0.00	0.00	679917.00	0.00	242000.00	0.00	1189917.00
12 KARNATAKA	110000.00	37000.00	0.00	1015880.00	65000.00	0.00	0.00	0.00	1227880.00
13 KERALA	0.00	2000.00	0.00	92850.00	384041.00	0.00	1263.00	0.00	480154.00
14 MADHYA PRADESH	112500.00	1641800.00	0.00	209400.00	217965.00	0.00	124130.00	0.00	2305795.00
15 MAHARASHTRA	0.00	0.00	0.00	133049.00	617814.00	0.00	0.00	0.00	750863.00
16 MANIPUR	10000.00	432380.00	0.00	158180.00	38900.00	0.00	0.00	0.00	639460.00
17 MEGHALAYA	5000.00	0.00	0.00	0.00	1500.00	0.00	0.00	0.00	6500.00
18 MIZORAM	0.00	9910.00	0.00	15986.00	0.00	0.00	0.00	0.00	25896.00
19 NAGALAND	0.00	1600.00	0.00	85000.00	15000.00	0.00	104500.00	0.00	206100.00
20 ORISSA	0.00	33365.00	0.00	13035.00	0.00	0.00	6881.00	0.00	53281.00
21 PUNJAB	1318982.00	2640000.00	0.00	50010.00	343795.00	0.00	10000.00	0.00	4362787.00
22 RAJASTHAN	9253.00	45000.00	0.00	60001.00	145725.00	0.00	0.00	0.00	259979.00
23 SIKKIM	174223.00	29147.00	0.00	213371.00	4220.00	0.00	57915.00	0.00	478876.00
24 TAMIL NADU	9000.00	606275.00	0.00	433685.00	26848.00	0.00	0.00	4900.00	1080708.00
25 TRIPURA	114675.00	401165.00	0.00	179237.00	1900.00	0.00	10100.00	0.00	707077.00
26 UTTARAKHAND	1827.00	567383.00	0.00	120367.00	159502.00	0.00	460.00	0.00	849539.00
27 UTTAR PRADESH	27172.00	405500.00	0.00	375000.00	1169146.00	0.00	280675.00	0.00	2257493.00
28 WEST BENGAL	40000.00	84000.00	0.00	79510.00	174975.00	0.00	48000.00	0.00	426485.00
TOTAL STATES	4832407.00	10955728.00	400.00	6264783.00	7589713.00	0.00	2254970.00	4900.00	31902901.00
29 A. & N. ISLANDS	50000.00	45000.00	0.00	39000.00	54900.00	0.00	27600.00	0.00	216500.00
30 CHANDIGARH	13500.00	62600.00	0.00	27800.00	29500.00	0.00	0.00	0.00	133400.00
31 DADRA & NAGAR HAVELI	0.00	17500.00	0.00	0.00	2100.00	0.00	0.00	0.00	19600.00
32 DAMAN & DIU	0.00	0.00	0.00	0.00	500.00	0.00	22200.00	0.00	22700.00
33 DELHI	0.00	589800.00	0.00	466000.00	267500.00	0.00	1200200.00	0.00	2523500.00
34 LAKSHADWEEP	0.00	28000.00	0.00	8000.00	0.00	0.00	0.00	0.00	36000.00
35 PUDUCHERRY	25760.00	71880.00	0.00	10910.00	0.00	0.00	521650.00	0.00	630200.00
TOTAL U.T.s	89260.00	814780.00	0.00	551710.00	354500.00	0.00	1771650.00	0.00	3581900.00
TOTAL (STATES & UT)	4921667.00	11770508.00	400.00	6816493.00	7944213.00	0.00	4026620.00	4900.00	35484801.00

..NICNET..

STATEMENT NO. (24 B): BUDGETED EXPENDITURE ON EDUCATION ACCORDING TO HEADS OF CHARHES
(LOAN AND ADVANCES ACCOUNT) FOR 2008-2009(REVISED ESTIMATES)

(RUPEES IN THOUSANDS)

STATE/ UNION TERRITORY	ELEMENTARY EDUCATION	SECONDARY EDUCATION	ADULT EDUCATION	UNIV. & HIGHER EDUCATION	TECHNICAL EDUCATION	PHYSICAL EDUCATION	GENERAL EDUCATION	LANGUAGE DEVELOPMENT	T O T A L
1 ANDHRA PRADESH	0.00	0.00	0.00	0.00	0.00	0.00	0.00	0.00	0.00
2 ARUNACHAL PRADESH	0.00	0.00	0.00	0.00	0.00	0.00	0.00	0.00	0.00
3 ASSAM	0.00	0.00	0.00	500.00	0.00	0.00	0.00	0.00	500.00
4 BIHAR	0.00	0.00	0.00	0.00	0.00	0.00	0.00	0.00	0.00
5 CHHATTISGARH	0.00	0.00	0.00	0.00	0.00	0.00	0.00	0.00	0.00
6 GOA	0.00	7500.00	0.00	45000.00	0.00	0.00	0.00	0.00	52500.00
7 GUJARAT	0.00	0.00	0.00	0.00	0.00	0.00	0.00	0.00	0.00
8 HARYANA	0.00	0.00	0.00	10.00	0.00	0.00	0.00	0.00	10.00
9 HIMACHAL PRADESH	0.00	0.00	0.00	0.00	0.00	0.00	0.00	0.00	0.00
10 JAMMU & KASHMIR	0.00	0.00	0.00	0.00	0.00	0.00	0.00	0.00	0.00
11 JHARKHAND	0.00	0.00	0.00	0.00	0.00	0.00	0.00	0.00	0.00
12 KARNATAKA	0.00	0.00	0.00	0.00	0.00	0.00	0.00	0.00	0.00
13 KERALA	0.00	0.00	0.00	0.00	0.00	0.00	0.00	0.00	0.00
14 MADHYA PRADESH	0.00	0.00	0.00	40000.00	0.00	0.00	0.00	0.00	40000.00
15 MAHARASHTRA	0.00	0.00	0.00	0.00	0.00	0.00	0.00	0.00	0.00
16 MANIPUR	0.00	0.00	0.00	0.00	0.00	0.00	0.00	0.00	0.00
17 MEGHALAYA	0.00	0.00	0.00	0.00	0.00	0.00	0.00	0.00	0.00
18 MIZORAM	0.00	0.00	0.00	0.00	0.00	0.00	0.00	0.00	0.00
19 NAGALAND	0.00	0.00	0.00	0.00	0.00	0.00	0.00	0.00	0.00
20 ORISSA	0.00	0.00	0.00	12000.00	0.00	0.00	0.00	0.00	12000.00
21 PUNJAB	0.00	0.00	0.00	0.00	0.00	0.00	0.00	0.00	0.00
22 RAJASTHAN	0.00	0.00	0.00	0.00	0.00	0.00	0.00	0.00	0.00
23 SIKKIM	0.00	0.00	0.00	20000.00	0.00	0.00	0.00	0.00	20000.00
24 TAMIL NADU	0.00	0.00	0.00	0.00	0.00	0.00	0.00	0.00	0.00
25 TRIPURA	0.00	0.00	0.00	0.00	0.00	0.00	0.00	0.00	0.00
26 UTTARAKHAND	0.00	0.00	0.00	0.00	0.00	0.00	0.00	0.00	0.00
27 UTTAR PRADESH	0.00	0.00	0.00	1.00	0.00	0.00	0.00	0.00	1.00
28 WEST BENGAL	0.00	0.00	0.00	500.00	0.00	0.00	0.00	0.00	500.00
TOTAL STATES	0.00	7500.00	0.00	118011.00	0.00	0.00	0.00	0.00	125511.00
29 A. & N. ISLANDS	0.00	0.00	0.00	0.00	0.00	0.00	0.00	0.00	0.00
30 CHANDIGARH	0.00	0.00	0.00	0.00	0.00	0.00	0.00	0.00	0.00
31 DADRA & NAGAR HAVELI	0.00	0.00	0.00	0.00	0.00	0.00	0.00	0.00	0.00
32 DAMAN & DIU	0.00	0.00	0.00	0.00	0.00	0.00	0.00	0.00	0.00
33 DELHI	0.00	0.00	0.00	150000.00	0.00	0.00	0.00	0.00	150000.00
34 LAKSHADWEEP	0.00	0.00	0.00	0.00	0.00	0.00	0.00	0.00	0.00
35 PUDUCHERRY	0.00	0.00	0.00	0.00	0.00	0.00	0.00	0.00	0.00
TOTAL U.T.s	0.00	0.00	0.00	150000.00	0.00	0.00	0.00	0.00	150000.00
TOTAL (STATES & UT)	0.00	7500.00	0.00	268011.00	0.00	0.00	0.00	0.00	275511.00

..NICNET..

STATEMENT NO. (25): BUDGETED EXPENDITURE ON EDUCATION OF THE EDUCATION DEPARTMENTS ACCORDING TO
HEADS OF CHARGES (REVENUE ACCOUNT) FOR 2009 - 2010(BUDGET ESTIMATES)

(RUPEES IN THOUSANDS)

STATE/ UNION TERRITORY	ELEMENTARY TOTAL	EDUCATION % AGE	SECONDARY EDUCATION TOTAL	EDUCATION % AGE	ADULT EDUCATION TOTAL	EDUCATION % AGE	UNIV.& HIGHER EDU. TOTAL	EDUCATION % AGE	TECHNICAL EDUCATION TOTAL	EDUCATION % AGE	PHYSICAL EDUCATION TOTAL	EDUCATION % AGE	GENERAL EDUCATION TOTAL	EDUCATION % AGE	LANGUAGE DEVELOPMENT TOTAL	EDUCATION % AGE	T O T A L
1. ANDHRA PRADESH	39049397.00	44.75	30947401.00	35.47	153758.00	0.18	14057080.00	16.11	2242940.00	2.57	19626.00	0.02	575769.00	0.66	210767.00	0.24	87256738.00
2. ARUNACHAL PRADESH	2241490.00	60.18	710691.00	19.08	50614.00	1.36	280007.00	7.52	242787.00	6.52	161871.00	4.35	37421.00	1.00	0.00	...	3724881.00
3. ASSAM	24637020.00	56.36	11054048.00	25.29	169452.00	0.39	5959914.00	13.63	677132.00	1.55	110081.00	0.25	288434.00	0.66	819465.00	1.87	43715546.00
4. BIHAR	53311582.00	66.92	14432252.00	18.12	174336.00	0.22	10054806.00	12.62	347348.00	0.44	0.00	...	236114.00	0.30	1111827.00	1.40	79668265.00
5. CHHATTISGARH	21980220.00	64.14	8862500.00	25.86	5600.00	0.02	2201680.00	6.42	655270.00	1.91	4450.00	0.01	545110.00	1.59	15941.00	0.05	34270771.00
6. GOA	1260631.00	21.36	3299202.00	55.90	12685.00	0.21	865519.00	14.66	334262.00	5.66	71210.00	1.21	55457.00	0.94	3201.00	0.05	5902167.00
7. GUJARAT	30430881.00	54.09	15653528.00	27.82	227816.00	0.40	6091040.00	10.83	2809093.00	4.99	16535.00	0.03	991859.00	1.76	42956.00	0.08	56263708.00
8. HARYANA	24760860.00	47.06	17922963.00	34.07	18295.00	0.03	6534401.00	12.42	2876136.00	5.47	219318.00	0.42	261487.00	0.50	20500.00	0.04	52613960.00
9. HIMACHAL PRADESH	12974243.00	63.47	5696531.00	27.87	11190.00	0.05	1483482.00	7.26	161948.00	0.79	2977.00	0.01	67569.00	0.33	43070.00	0.21	20441010.00
10. JAMMU & KASHMIR	9695570.00	47.29	7929683.00	38.68	20000.00	0.10	2121380.00	10.35	511404.00	2.49	74160.00	0.36	148392.00	0.72	0.00	...	20500589.00
11. JHARKHAND	24313393.00	68.84	5069107.00	14.35	0.00	...	4740321.00	13.42	1055260.00	2.99	8766.00	0.02	0.00	...	131058.00	0.37	35317905.00
12. KARNATAKA	45566547.00	53.69	28319777.00	33.37	151803.00	0.18	7286260.00	8.58	1566010.00	1.85	2694.00	0.00	1762914.00	2.08	216118.00	0.25	84875123.00
13. KERALA	23224397.00	37.96	26434280.00	43.21	56000.00	0.09	8468304.00	13.84	2522224.00	4.12	7783.00	0.01	189183.00	0.31	276455.00	0.45	61178626.00
14. MADHYA PRADESH	38076069.00	63.50	15124909.00	25.23	8000.00	0.01	4845595.00	8.08	1610023.00	2.69	0.00	...	248387.00	0.41	45668.00	0.08	59958651.00
15. MAHARASHTRA	85324778.00	44.99	79576960.00	41.96	161126.00	0.08	17021044.00	8.98	6459957.00	3.41	71337.00	0.04	1024936.00	0.54	788.00	0.00	189640926.00
16. MANIPUR	1969933.00	43.88	1493635.00	33.27	42643.00	0.95	841675.00	18.75	46519.00	1.04	20899.00	0.47	62808.00	1.40	11388.00	0.25	4489500.00
17. MEGHALAYA	2441336.00	48.62	1515281.00	30.18	32069.00	0.64	717735.00	14.29	130300.00	2.59	230.00	0.00	183995.00	3.66	508.00	0.01	5021454.00
18. MIZORAM	2155690.00	51.67	1090180.00	26.13	30215.00	0.72	442730.00	10.61	48260.00	1.16	0.00	...	74510.00	1.79	330115.00	7.91	4171700.00
19. NAGALAND	2303064.00	62.38	876600.00	23.74	9681.00	0.26	323506.00	8.76	67879.00	1.84	0.00	...	0.00	...	111208.00	3.01	3691939.00
20. ORISSA	29390543.00	54.17	14363268.00	26.47	35500.00	0.07	9469253.00	17.45	602656.00	1.11	19802.00	0.04	61156.00	0.11	318661.00	0.59	54260839.00
21. PUNJAB	8378252.00	23.05	22453767.00	61.76	18500.00	0.05	4721160.00	12.99	503134.00	1.38	14850.00	0.04	164066.00	0.45	100807.00	0.28	36354536.00
22. RAJASTHAN	52459808.00	59.43	30154517.00	34.16	124208.00	0.14	3896023.00	4.41	529277.00	0.60	48714.00	0.06	153076.00	0.17	908701.00	1.03	88274324.00
23. SIKKIM	1179115.00	34.87	1151714.00	34.06	0.00	...	78780.00	2.33	19600.00	0.58	0.00	...	951528.00	28.14	568.00	0.02	3381305.00
24. TAMIL NADU	44866847.00	42.96	42339135.00	40.54	11632.00	0.01	11523056.00	11.03	2300276.00	2.20	117866.00	0.11	3028878.00	2.90	240674.00	0.23	104428364.00
25. TRIPURA	2986583.00	38.08	3757102.00	47.90	310044.00	3.95	374755.00	4.78	64635.00	0.82	261600.00	3.34	72327.00	0.92	16800.00	0.21	7843850.00
26. UTTARAKHAND	12902732.00	45.41	13454148.00	47.35	0.00	...	1133686.00	3.99	420340.00	1.48	79450.00	0.28	296532.00	1.04	126398.00	0.44	28413286.00
27. UTTAR PRADESH	108565075.00	63.76	46970001.00	27.59	0.00	...	11368008.00	6.68	1507910.00	0.89	400.00	0.00	992262.00	0.58	862499.00	0.51	170266155.00
28. WEST BENGAL	38072351.00	34.76	50181058.00	45.82	182815.00	0.17	15821660.00	14.45	3519738.00	3.21	75828.00	0.07	1294528.00	1.18	368329.00	0.34	109516307.00
TOTAL STATES	744521407.00	51.15	500834238.00	34.41	2017982.00	0.14	152722860.00	10.49	33832318.00	2.32	1410451.00	0.10	13768698.00	0.95	6334470.00	0.44	1455442424.00
29. A. & N. ISLANDS	1291586.00	52.94	861928.00	35.33	10314.00	0.42	124799.00	5.12	78600.00	3.22	2600.00	0.11	64443.00	2.64	5530.00	0.23	2439800.00
30. CHANDIGARH	931100.00	31.49	657686.00	22.25	10500.00	0.36	919611.00	31.11	298300.00	10.09	98500.00	3.33	29193.00	0.99	11510.00	0.39	2956400.00
21. DADRA & NAGAR HAVELI	371500.00	65.80	152300.00	26.97	500.00	0.09	0.00	...	17400.00	3.08	0.00	...	22900.00	4.06	0.00	...	564600.00
22. DAMAN & DIU	163400.00	46.25	126400.00	35.78	1200.00	0.34	21300.00	6.03	28400.00	8.04	0.00	...	12600.00	3.57	0.00	...	353300.00
23. DELHI	6890359.00	19.64	23302972.00	66.42	794600.00	2.26	1001000.00	2.85	2151200.00	6.13	24760.00	0.07	861407.00	2.46	59500.00	0.17	35085798.00
24. LAKSHADWEEP	49500.00	7.52	343159.00	82.56	0.00	...	52292.00	7.95	0.00	...	0.00	...	12949.00	1.97	0.00	...	657900.00
25. PUDUCHERRY	1281035.00	35.52	1184724.00	32.85	4348.00	0.12	694304.00	19.25	367123.00	10.18	11963.00	0.33	57054.00	1.58	6275.00	0.17	3606826.00
TOTAL U.T.'s	10978480.00	24.04	26829169.00	58.75	821462.00	1.80	2813306.00	6.16	2941023.00	6.44	137823.00	0.30	1060546.00	2.32	82815.00	0.18	45664624.00
TOTAL (STATES & UTS)	755499887.00	50.33	527663407.00	35.15	2839444.00	0.19	155536166.00	10.36	36773341.00	2.45	1548274.00	0.10	14829244.00	0.99	6417285.00	0.43	1501107048.00
TOTAL CENTRE	217052400.00	48.74	69391400.00	15.58	4548300.00	1.02	92783200.00	20.84	57920200.00	13.01	0.00	...	1510600.00	0.34	2116000.00	0.48	445322100.00
GRAND TOTAL	972552287.00	49.97	597054807.00	30.67	7387744.00	0.38	248319366.00	12.76	94693541.00	4.86	1548274.00	0.08	16339844.00	0.84	8533285.00	0.44	1946429148.00

..NICNET..

STATEMENT NO. (25 A): BUDGETED EXPENDITURE ON EDUCATION ACCORDING TO HEADS OF CHARHES
(CAPITAL ACCOUNT) FOR 2009-2010(BUDGET ESTIMATES)

(RUPEES IN THOUSANDS)

STATE/ UNION TERRITORY	ELEMENTARY EDUCATION	SECONDARY EDUCATION	ADULT EDUCATION	UNIV. & HIGHER EDUCATION	TECHNICAL EDUCATION	PHYSICAL EDUCATION	GENERAL EDUCATION	LANGUAGE DEVELOPMENT	T O T A L
1 ANDHRA PRADESH	565950.00	1151073.00	0.00	1540.00	100000.00	0.00	512877.00	0.00	2331440.00
2 ARUNACHAL PRADESH	50000.00	21100.00	5500.00	7000.00	0.00	0.00	20000.00	0.00	103600.00
3 ASSAM	0.00	0.00	0.00	0.00	0.00	0.00	0.00	0.00	0.00
4 BIHAR	300000.00	1040000.00	0.00	0.00	502200.00	0.00	0.00	0.00	1842200.00
5 CHHATTISGARH	50210.00	1245100.00	500.00	213000.00	624200.00	0.00	0.00	0.00	2133010.00
6 GOA	21450.00	38430.00	0.00	18800.00	189649.00	0.00	42000.00	0.00	310329.00
7 GUJARAT	951477.00	112000.00	0.00	335800.00	1635281.00	0.00	0.00	0.00	3034558.00
8 HARYANA	0.00	50000.00	0.00	550000.00	280000.00	0.00	0.00	0.00	880000.00
9 HIMACHAL PRADESH	550000.00	550000.00	0.00	450000.00	289350.00	0.00	397537.00	0.00	2236887.00
10 JAMMU & KASHMIR	1429300.00	450000.00	0.00	1332200.00	270000.00	0.00	0.00	0.00	3481500.00
11 JHARKHAND	13600.00	52600.00	0.00	0.00	620500.00	0.00	104000.00	0.00	790700.00
12 KARNATAKA	160000.00	540000.00	0.00	1087315.00	722000.00	0.00	0.00	0.00	2509315.00
13 KERALA	0.00	30000.00	0.00	47500.00	335300.00	0.00	0.00	0.00	412800.00
14 MADHYA PRADESH	119400.00	195000.00	0.00	214760.00	198996.00	0.00	126400.00	0.00	854556.00
15 MAHARASHTRA	0.00	0.00	0.00	47382.00	187343.00	0.00	0.00	0.00	234725.00
16 MANIPUR	14836.00	83000.00	0.00	28280.00	7200.00	0.00	0.00	0.00	133316.00
17 MEGHALAYA	7000.00	7500.00	0.00	7500.00	0.00	0.00	0.00	0.00	22000.00
18 MIZORAM	0.00	26222.00	0.00	40010.00	0.00	0.00	0.00	0.00	66232.00
19 NAGALAND	0.00	10000.00	0.00	26700.00	0.00	0.00	121500.00	0.00	158200.00
20 ORISSA	0.00	272499.00	0.00	56739.00	0.00	0.00	0.00	0.00	329238.00
21 PUNJAB	369400.00	412600.00	0.00	198250.00	583040.00	0.00	135000.00	632600.00	2330890.00
22 RAJASTHAN	1701.00	90000.00	0.00	26246.00	95900.00	0.00	3755.00	0.00	217602.00
23 SIKKIM	109400.00	60000.00	0.00	284400.00	0.00	0.00	30000.00	0.00	483800.00
24 TAMIL NADU	16466.00	2026201.00	0.00	334566.00	32306.00	0.00	0.00	5.00	2409544.00
25 TRIPURA	132050.00	76600.00	0.00	59848.00	1900.00	0.00	25500.00	0.00	295898.00
26 UTTARAKHAND	10000.00	189251.00	0.00	60800.00	93380.00	0.00	0.00	0.00	353431.00
27 UTTAR PRADESH	89434.00	457390.00	0.00	717102.00	2445058.00	0.00	918674.00	0.00	4627658.00
28 WEST BENGAL	34000.00	100000.00	0.00	88011.00	640500.00	0.00	133500.00	0.00	996011.00
TOTAL STATES	4995674.00	9286566.00	6000.00	6233749.00	9854103.00	0.00	2570743.00	632605.00	33579440.00
29 A. & N. ISLANDS	53000.00	45000.00	0.00	8700.00	29100.00	0.00	6000.00	0.00	141800.00
30 CHANDIGARH	12500.00	62500.00	0.00	19000.00	21800.00	0.00	5500.00	0.00	121300.00
31 DADRA & NAGAR HAVELI	0.00	57500.00	0.00	0.00	10600.00	0.00	0.00	0.00	68100.00
32 DAMAN & DIU	0.00	0.00	0.00	0.00	500.00	0.00	27400.00	0.00	27900.00
33 DELHI	0.00	598600.00	0.00	501000.00	199000.00	0.00	1156400.00	0.00	2455000.00
34 LAKSHADWEEP	0.00	34000.00	0.00	8000.00	0.00	0.00	0.00	0.00	42000.00
35 PUDUCHERRY	26084.00	67500.00	0.00	34500.00	0.00	0.00	1017100.00	0.00	1145184.00
TOTAL U.T.s	91584.00	865100.00	0.00	571200.00	261000.00	0.00	2212400.00	0.00	4001284.00
TOTAL (STATES & UT)	5087258.00	10151666.00	6000.00	6804949.00	10115103.00	0.00	4783143.00	632605.00	37580724.00

..NICNET..

STATEMENT NO. (25 B): BUDGETED EXPENDITURE ON EDUCATION ACCORDING TO HEADS OF CHARHES
(LOAN AND ADVANCES ACCOUNT) FOR 2009-2010(BUDGET ESTIMATES)

(RUPEES IN THOUSANDS)

STATE/ UNION TERRITORY	ELEMENTARY EDUCATION	SECONDARY EDUCATION	ADULT EDUCATION	UNIV. & HIGHER EDUCATION	TECHNICAL EDUCATION	PHYSICAL EDUCATION	GENERAL EDUCATION	LANGUAGE DEVELOPMENT	T O T A L
1 ANDHRA PRADESH	0.00	0.00	0.00	0.00	0.00	0.00	0.00	0.00	0.00
2 ARUNACHAL PRADESH	0.00	0.00	0.00	0.00	0.00	0.00	0.00	0.00	0.00
3 ASSAM	0.00	400.00	0.00	600.00	0.00	0.00	0.00	0.00	1000.00
4 BIHAR	0.00	0.00	0.00	0.00	0.00	0.00	0.00	0.00	0.00
5 CHHATTISGARH	0.00	0.00	0.00	0.00	0.00	0.00	0.00	0.00	0.00
6 GOA	0.00	5001.00	0.00	25000.00	0.00	0.00	0.00	0.00	30001.00
7 GUJARAT	0.00	0.00	0.00	0.00	0.00	0.00	0.00	0.00	0.00
8 HARYANA	0.00	0.00	0.00	10.00	0.00	0.00	0.00	0.00	10.00
9 HIMACHAL PRADESH	0.00	0.00	0.00	0.00	0.00	0.00	0.00	0.00	0.00
10 JAMMU & KASHMIR	0.00	0.00	0.00	0.00	0.00	0.00	0.00	0.00	0.00
11 JHARKHAND	0.00	0.00	0.00	0.00	0.00	0.00	0.00	0.00	0.00
12 KARNATAKA	0.00	0.00	0.00	0.00	0.00	0.00	0.00	0.00	0.00
13 KERALA	0.00	0.00	0.00	0.00	0.00	0.00	0.00	0.00	0.00
14 MADHYA PRADESH	0.00	0.00	0.00	40000.00	0.00	0.00	0.00	0.00	40000.00
15 MAHARASHTRA	0.00	0.00	0.00	0.00	0.00	0.00	0.00	0.00	0.00
16 MANIPUR	0.00	0.00	0.00	0.00	0.00	0.00	0.00	0.00	0.00
17 MEGHALAYA	0.00	0.00	0.00	0.00	0.00	0.00	0.00	0.00	0.00
18 MIZORAM	0.00	0.00	0.00	0.00	0.00	0.00	0.00	0.00	0.00
19 NAGALAND	0.00	0.00	0.00	0.00	0.00	0.00	0.00	0.00	0.00
20 ORISSA	0.00	0.00	0.00	15000.00	0.00	0.00	0.00	0.00	15000.00
21 PUNJAB	0.00	0.00	0.00	0.00	0.00	0.00	0.00	0.00	0.00
22 RAJASTHAN	0.00	0.00	0.00	0.00	0.00	0.00	0.00	0.00	0.00
23 SIKKIM	0.00	0.00	0.00	51500.00	0.00	0.00	0.00	0.00	51500.00
24 TAMIL NADU	0.00	0.00	0.00	0.00	0.00	0.00	0.00	0.00	0.00
25 TRIPURA	0.00	0.00	0.00	0.00	0.00	0.00	0.00	0.00	0.00
26 UTTARAKHAND	0.00	0.00	0.00	0.00	0.00	0.00	0.00	0.00	0.00
27 UTTAR PRADESH	0.00	0.00	0.00	1.00	0.00	0.00	0.00	0.00	1.00
28 WEST BENGAL	0.00	0.00	0.00	500.00	0.00	0.00	0.00	0.00	500.00
TOTAL STATES	0.00	5401.00	0.00	132611.00	0.00	0.00	0.00	0.00	138012.00
29 A. & N. ISLANDS	0.00	0.00	0.00	0.00	0.00	0.00	0.00	0.00	0.00
30 CHANDIGARH	0.00	0.00	0.00	0.00	0.00	0.00	0.00	0.00	0.00
31 DADRA & NAGAR HAVELI	0.00	0.00	0.00	0.00	0.00	0.00	0.00	0.00	0.00
32 DAMAN & DIU	0.00	0.00	0.00	0.00	0.00	0.00	0.00	0.00	0.00
33 DELHI	0.00	0.00	0.00	150000.00	0.00	0.00	0.00	0.00	150000.00
34 LAKSHADWEEP	0.00	0.00	0.00	0.00	0.00	0.00	0.00	0.00	0.00
35 PUDUCHERRY	0.00	0.00	0.00	0.00	0.00	0.00	0.00	0.00	0.00
TOTAL U. T. S	0.00	0.00	0.00	150000.00	0.00	0.00	0.00	0.00	150000.00
TOTAL (STATES & UT)	0.00	5401.00	0.00	282611.00	0.00	0.00	0.00	0.00	288012.00

..NICNET..

STATEMENT NO.(26): SECTOR-WISE PLAN & NON-PLAN ACTUAL EXPENDITURE OF EDUCATION DEPARTMENTS OF STATES/UNION TERRITORIES & CENTRE (REVENUE ACCOUNT) FOR 2007 - 2008 (ACTUALS)

(RUPEES IN CRORES)

S.No.	SECTOR	P L A N			N O N - P L A N			T O T A L			%AGE OF PLAN EXP.	%AGE OF NON-PLAN EXP.	%AGE OF TOTAL BUDGET
		STATES/U. Ts.	CENTRE	TOTAL	STATES/U. Ts.	CENTRE	TOTAL	STATES/U. Ts.	CENTRE	TOTAL			
1		2	3	4	5	6	7	8	9	10	11	12	13
1	ELEMENTARY EDUCATION	8289.35	17763.91	26053.26	42650.56	5.70	42656.26	50939.91	17769.61	68709.52	73.49	47.43	54.80
2	SECONDARY EDUCATION	2131.50	1534.96	3666.46	30928.70	992.33	31921.03	33060.20	2527.29	35587.49	10.34	35.50	28.38
3	UNIVERSITY/DL/SCHOLARSHIPS	1152.68	1903.14	3055.82	9263.40	1992.21	11255.61	10416.08	3895.35	14311.43	8.62	12.52	11.41
4	ADULT EDUCATION	49.06	218.92	267.98	106.10	2.08	108.18	155.16	221.00	376.16	0.76	0.12	0.30
5	LANGUAGE DEVELOPMENT	33.55	150.03	183.58	348.37	43.84	392.21	381.92	193.87	575.79	0.52	0.44	0.46
6	GENERAL	292.50	21.55	314.05	686.48	59.01	745.49	978.98	80.56	1059.54	0.89	0.83	0.85
7	PHYSICAL EDUCATION	41.91	0.00	41.91	60.37	0.00	60.37	102.28	0.00	102.28	0.12	0.07	0.08
8	TECHNICAL EDUCATION	800.06	1066.79	1866.85	1775.28	1015.27	2790.55	2575.34	2082.06	4657.40	5.27	3.10	3.71
	TOTAL	12790.61	22659.30	35449.91	85819.26	4110.44	89929.70	98609.87	26769.74	125379.61	100.00	100.00	100.00

..NICNET..

STATEMENT NO.(27): SECTOR-WISE PLAN & NON-PLAN REVISED ESTIMATES FOR EDUCATION DEPARTMENTS
OF STATES/UNION TERRITORIES AND CENTRE (REVENUE ACCOUNT) FOR . 2008 - 2009
(REVISED ESTIMATES)

(RUPEES IN CRORES)

S.No.	SECTOR	P L A N			N O N - P L A N			T O T A L			%AGE OF PLAN EXP.	%AGE OF NON- -PLAN EXP.	%AGE OF TOTAL
		STATES/U.Ts.	CENTRE	TOTAL	STATES/U.Ts.	CENTRE	TOTAL	STATES/U.Ts.	CENTRE	TOTAL			
BUDGET		2	3	4	5	6	7	8	9	10	11	12	13
1	ELEMENTARY EDUCATION	11619.37	21467.34	33086.71	52397.65	4.05	52401.70	64017.02	21471.39	85488.41	66.42	46.71	52.77
2	SECONDARY EDUCATION	3150.11	3472.49	6622.60	38289.59	1519.57	39809.16	41439.70	4992.06	46431.76	13.29	35.49	28.66
3	UNIVERSITY/DL/SCHOLARSHIPS	1183.55	3693.69	4877.24	11752.55	2839.15	14591.70	12936.10	6532.84	19468.94	9.79	13.01	12.02
4	ADULT EDUCATION	103.05	201.71	304.76	159.49	2.95	162.44	262.54	204.66	467.20	0.61	0.14	0.29
5	LANGUAGE DEVELOPMENT	47.53	196.02	243.55	481.11	59.64	540.75	528.64	255.66	784.30	0.49	0.48	0.48
6	GENERAL	538.83	25.07	563.90	848.34	94.26	942.60	1387.17	119.33	1506.50	1.13	0.84	0.93
7	PHYSICAL EDUCATION	56.51	0.00	56.51	73.75	0.00	73.75	130.26	0.00	130.26	0.11	0.07	0.08
8	TECHNICAL EDUCATION	1174.10	2885.22	4059.32	2114.37	1546.95	3661.32	3288.47	4432.17	7720.64	8.15	3.26	4.77
	TOTAL	17873.05	31941.54	49814.59	106116.85	6066.57	112183.42	123989.90	38008.11	161998.01	100.00	100.00	100.00

..NICNET..

STATEMENT NO.(28): SECTOR-WISE PLAN & NON-PLAN BUDGET ESTIMATES FOR EDUCATION DEPARTMENTS
OF STATES/UNION TERRITORIES & CENTRE (REVENUE ACCOUNT) FOR 2009 - 2010
(BUDGET ESTIMATES)

(RUPEES IN CRORES)

S.No.	SECTOR	P L A N			N O N - P L A N			T O T A L			%AGE OF PLAN EXP.	%AGE OF NON- -PLAN EXP.	%AGE OF TOTAL	
		STATES/U.Ts.	CENTRE	TOTAL	STATES/U.Ts.	CENTRE	TOTAL	STATES/U.Ts.	CENTRE	TOTAL				
		1	2	3	4	5	6	7	8	9	10	11	12	13
1	ELEMENTARY EDUCATION	12629.94	21700.01	34329.95	62920.05	5.23	62925.28	75549.99	21705.24	97255.23	59.58	45.92	49.97	
2	SECONDARY EDUCATION	4856.97	4648.99	9505.96	47909.37	2290.15	50199.52	52766.34	6939.14	59705.48	16.50	36.64	30.67	
3	UNIVERSITY/DL/SCHOLARSHIPS	1707.59	5519.00	7226.59	13846.03	3759.32	17605.35	15553.62	9278.32	24831.94	12.54	12.85	12.76	
4	ADULT EDUCATION	92.44	451.00	543.44	191.51	3.83	195.34	283.95	454.83	738.78	0.94	0.14	0.38	
5	LANGUAGE DEVELOPMENT	70.78	145.00	215.78	570.94	66.60	637.54	641.72	211.60	853.32	0.37	0.47	0.44	
6	GENERAL	567.99	34.00	601.99	914.94	117.06	1032.00	1482.93	151.06	1633.99	1.04	0.75	0.84	
7	PHYSICAL EDUCATION	59.57	0.00	59.57	95.26	0.00	95.26	154.83	0.00	154.83	0.10	0.07	0.08	
8	TECHNICAL EDUCATION	1234.04	3902.00	5136.04	2443.29	1890.02	4333.31	3677.33	5792.02	9469.35	8.91	3.16	4.86	
	TOTAL	21219.32	36400.00	57619.32	128891.39	8132.21	137023.60	150110.71	44532.21	194642.92	100.00	100.00	100.00	

..NICNET..

STATEMENT NO (29) : BUDGETED EXPENDITURE ON EDUCATION DEPARTMENTS (CAPITAL ACCOUNT)
FOR 2007-08 (ACTUALS)

(RUPEES IN THOUSANDS)

S.NO.	STATE/ UNION TERRITORY	CAPITAL EXP. ON EDU. OUT- SIDE REVENUE ACCOUNT	TOTAL CAPITAL EXP. OUT-SIDE REVENUE ACCOUNT	%AGE OF COL.(2) TO COL.(3)	LOANS FOR EDUCATION	TOTAL LOANS & ADVANCES	%AGE OF COL.(5) TO COL.(6)
1	2	3	4	5	6	7	
1	ANDHRA PRADESH	667572.00	127739400.00	0.52	...	29207200.00	0.00
2	ARUNACHAL PRADESH	183693.00	7270700.00	2.53	...	35000.00	0.00
3	ASSAM	...	16881100.00	0.00	...	1428800.00	0.00
4	BIHAR	417904.00	61037700.00	0.68	...	2727100.00	0.00
5	CHHATTISGARH	1959397.00	31307000.00	6.26	...	5002900.00	0.00
6	GOA	338973.00	6885200.00	4.92	45000.00	246000.00	18.29
7	GUJARAT	1512140.00	68010400.00	2.22	...	4287600.00	0.00
8	HARYANA	809970.00	34261500.00	2.36	...	2855000.00	0.00
9	HIMACHAL PRADESH	1181775.00	14134900.00	8.36	...	139300.00	0.00
10	JAMMU & KASHMIR	...	47853800.00	0.00	...	422700.00	0.00
11	JHARKHAND	617518.00	37479400.00	1.65	...	9985300.00	0.00
12	KARNATAKA	1107908.00	86489400.00	1.28	...	7567500.00	0.00
13	KERALA	315064.00	14745800.00	2.14	...	8931600.00	0.00
14	MADHYA PRADESH	1109992.00	68327000.00	1.62	40000.00	11548800.00	0.35
15	MAHARASHTRA	328229.00	114896200.00	0.29	...	12251600.00	0.00
16	MANIPUR	595929.00	11079100.00	5.38	...	79700.00	0.00
17	MEGHALAYA	50833.00	3916600.00	1.30	...	267300.00	0.00
18	MIZORAM	39602.00	5442400.00	0.73	4586.00	61200.00	7.49
19	NAGALAND	128042.00	8214800.00	1.56	...	26100.00	0.00
20	ORISSA	36554.00	28434100.00	0.13	...	4326800.00	0.00
21	PUNJAB	537729.00	21916000.00	2.45	...	348500.00	0.00
22	RAJASTHAN	414595.00	65555500.00	0.63	...	2876900.00	0.00
23	SIKKIM	209201.00	4154700.00	5.04	0.00
24	TAMIL NADU	1123726.00	74622300.00	1.51	...	17815600.00	0.00
25	TRIPURA	283599.00	9236700.00	3.07	...	3000.00	0.00
26	UTTARAKHAND	1099479.00	22348200.00	4.92	...	2125400.00	0.00
27	UTTAR PRADESH	1223424.00	169503800.00	0.72	...	7419600.00	0.00
28	WEST BENGAL	56972.00	26877100.00	0.21	...	10621200.00	0.00
TOTAL (STATES)		16349820.00	1188620800.00	1.38	89586.00	142607700.00	0.06
29	A. & N. ISLANDS	158142.00	8139250.00	1.94	0.00
30	CHANDIGARH	100373.00	2331123.00	4.31	0.00
31	DADRA & NAGAR HAVELI	12950.00	490034.00	2.64	0.00
32	DAMAN & DIU	25612.00	570925.00	4.49	0.00
33	DELHI	2019007.00	37644700.00	5.36	...	36495600.00	0.00
34	LAKSHADWEEP	20390.00	1642141.00	1.24	0.00
35	PUDUCHERRY	94469.00	2753800.00	3.43	...	26800.00	0.00
TOTAL (U.T.s)		2430943.00	53571973.00	4.54	...	36522400.00	0.00
TOTAL (STATES & U.T.)		18780763.00	1242192773.00	1.51	89586.00	179130100.00	0.05

..NICNET..

STATEMENT NO (30) : BUDGETED EXPENDITURE ON EDUCATION DEPARTMENTS (CAPITAL ACCOUNT)
FOR 2008-09 (REVISED ESTIMATE)

(RUPEES IN THOUSANDS)

S.NO.	STATE/ UNION TERRITORY	CAPITAL EXP. ON EDU. OUT- SIDE REVENUE ACCOUNT	TOTAL CAPITAL EXP. OUT-SIDE REVENUE ACCOUNT	%AGE OF COL.(2) TO COL.(3)	LOANS FOR EDUCATION	TOTAL LOANS & ADVANCES	%AGE OF COL.(5) TO COL.(6)
1	2	3	4	5	6	7	
1	ANDHRA PRADESH	1066412.00	136972900.00	0.78	...	40471300.00	0.00
2	ARUNACHAL PRADESH	1173623.00	17583800.00	6.67	...	289500.00	0.00
3	ASSAM	...	39688800.00	0.00	500.00	1386700.00	0.04
4	BIHAR	1395826.00	102099400.00	1.37	...	7321900.00	0.00
5	CHHATTISGARH	3054802.00	34653600.00	8.82	...	5517700.00	0.00
6	GOA	330501.00	9605800.00	3.44	52500.00	313200.00	16.76
7	GUJARAT	1669795.00	105167900.00	1.59	...	3617100.00	0.00
8	HARYANA	715000.00	37545900.00	1.90	10.00	4010200.00	0.00
9	HIMACHAL PRADESH	2173164.00	21113900.00	10.29	...	1071300.00	0.00
10	JAMMU & KASHMIR	3014988.00	56534600.00	5.33	...	383600.00	0.00
11	JHARKHAND	1189917.00	39034800.00	3.05	...	4871400.00	0.00
12	KARNATAKA	1227880.00	94350600.00	1.30	...	9601000.00	0.00
13	KERALA	480154.00	16920100.00	2.84	...	9645300.00	0.00
14	MADHYA PRADESH	2305795.00	66530200.00	3.47	40000.00	19379000.00	0.21
15	MAHARASHTRA	750863.00	194836500.00	0.39	...	13399900.00	0.00
16	MANIPUR	639460.00	15950300.00	4.01	...	91000.00	0.00
17	MEGHALAYA	6500.00	6113200.00	0.11	...	524100.00	0.00
18	MIZORAM	25896.00	6211500.00	0.42	...	173800.00	0.00
19	NAGALAND	206100.00	10848400.00	1.90	...	84600.00	0.00
20	ORISSA	53281.00	32596200.00	0.16	12000.00	3082900.00	0.39
21	PUNJAB	4362787.00	46641900.00	9.35	...	400600.00	0.00
22	RAJASTHAN	259979.00	59856200.00	0.43	...	3750100.00	0.00
23	SIKKIM	478876.00	9346000.00	5.12	20000.00	22500.00	88.89
24	TAMIL NADU	1080708.00	89001300.00	1.21	...	17933300.00	0.00
25	TRIPURA	707077.00	14692400.00	4.81	...	325000.00	0.00
26	UTTARAKHAND	849539.00	22330000.00	3.80	...	852400.00	0.00
27	UTTAR PRADESH	2257493.00	243535300.00	0.93	1.00	9088000.00	0.00
28	WEST BENGAL	426485.00	42779600.00	1.00	500.00	9170300.00	0.01
	TOTAL (STATES)	31902901.00	1572541100.00	2.03	125511.00	166777700.00	0.08
29	A. & N. ISLANDS	216500.00	11397800.00	1.90	0.00
30	CHANDIGARH	133400.00	3955300.00	3.37	0.00
31	DADRA & NAGAR HAVELI	19600.00	353500.00	5.54	0.00
32	DAMAN & DIU	22700.00	554700.00	4.09	0.00
33	DELHI	2523500.00	40821600.00	6.18	150000.00	42470300.00	0.35
34	LAKSHADWEEP	36000.00	1806600.00	1.99	0.00
35	PUDUCHERRY	630200.00	4033300.00	15.62	...	28800.00	0.00
	TOTAL (U.T.s)	3581900.00	62922800.00	5.69	150000.00	42499100.00	0.35
	TOTAL (STATES & U.T.)	35484801.00	1635463900.00	2.17	275511.00	209276800.00	0.13

..NICNET..

STATEMENT NO (31) : BUDGETED EXPENDITURE ON EDUCATION DEPARTMENTS (CAPITAL ACCOUNT)
FOR 2009-10 (BUDGET ESTIMATE)

(RUPEES IN THOUSANDS)

S.NO.	STATE/ UNION TERRITORY	CAPITAL EXP. ON EDU. OUT- SIDE REVENUE ACCOUNT	TOTAL CAPITAL EXP. OUT-SIDE REVENUE ACCOUNT	%AGE OF COL.(2) TO COL.(3)	LOANS FOR EDUCATION	TOTAL LOANS & ADVANCES	%AGE OF COL.(5) TO COL.(6)
1	2	3	4	5	6	7	
1	ANDHRA PRADESH	2331440.00	179773300.00	1.30	...	8558500.00	0.00
2	ARUNACHAL PRADESH	103600.00	7668700.00	1.35	...	42000.00	0.00
3	ASSAM	...	46250900.00	0.00	1000.00	814500.00	0.12
4	BIHAR	1842200.00	94170300.00	1.96	...	4301600.00	0.00
5	CHHATTISGARH	2133010.00	35692300.00	5.98	...	5508000.00	0.00
6	GOA	310329.00	10171100.00	3.05	30001.00	368400.00	8.14
7	GUJARAT	3034558.00	80055800.00	3.79	...	4595200.00	0.00
8	HARYANA	880000.00	39726800.00	2.22	10.00	14832600.00	0.00
9	HIMACHAL PRADESH	2236887.00	18627600.00	12.01	...	100600.00	0.00
10	JAMMU & KASHMIR	3481500.00	67792100.00	5.14	...	647600.00	0.00
11	JHARKHAND	790700.00	35306600.00	2.24	...	4392600.00	0.00
12	KARNATAKA	2509315.00	106127500.00	2.36	...	10090900.00	0.00
13	KERALA	412800.00	17101600.00	2.41	...	10363300.00	0.00
14	MADHYA PRADESH	854556.00	67931600.00	1.26	40000.00	13893900.00	0.29
15	MAHARASHTRA	234725.00	188161200.00	0.12	...	9905200.00	0.00
16	MANIPUR	133316.00	13502700.00	0.99	...	86000.00	0.00
17	MEGHALAYA	22000.00	8119200.00	0.27	...	390900.00	0.00
18	MIZORAM	66232.00	3938800.00	1.68	...	251700.00	0.00
19	NAGALAND	158200.00	13349500.00	1.19	...	4000.00	0.00
20	ORISSA	329238.00	35943400.00	0.92	15000.00	2840400.00	0.53
21	PUNJAB	2330890.00	35501500.00	6.57	...	431200.00	0.00
22	RAJASTHAN	217602.00	68642300.00	0.32	...	2493000.00	0.00
23	SIKKIM	483800.00	8589600.00	5.63	51500.00	204800.00	25.15
24	TAMIL NADU	2409544.00	100718800.00	2.39	...	17664100.00	0.00
25	TRIPURA	295898.00	16035000.00	1.85	...	240000.00	0.00
26	UTTARAKHAND	353431.00	19569200.00	1.81	...	3077700.00	0.00
27	UTTAR PRADESH	4627658.00	242047000.00	1.91	1.00	12709500.00	0.00
28	WEST BENGAL	996011.00	41955900.00	2.37	500.00	9116000.00	0.01
TOTAL (STATES)		33579440.00	1602470300.00	2.10	138012.00	137924200.00	0.10
29	A. & N. ISLANDS	141800.00	9930900.00	1.43	0.00
30	CHANDIGARH	121300.00	4559800.00	2.66	0.00
31	DADRA & NAGAR HAVELI	68100.00	574400.00	11.86	0.00
32	DAMAN & DIU	27900.00	864800.00	3.23	0.00
33	DELHI	2455000.00	43638200.00	5.63	150000.00	42406500.00	0.35
34	LAKSHADWEEP	42000.00	1986200.00	2.11	0.00
35	PUDUCHERRY	1145184.00	7570800.00	15.13	...	259700.00	0.00
TOTAL (U.T.s)		4001284.00	69125100.00	5.79	150000.00	42666200.00	0.35
TOTAL (STATES & U.T.)		37580724.00	1671595400.00	2.25	288012.00	180590400.00	0.16

..NICNET..

STATEMENT NO (32) : BUDGET PROVISIONS FOR CENTRE & STATE EDUCATION DEPARTMENTS UNDER REVENUE ACCOUNT,
CAPITAL ACCOUNT OUT-SIDE REVENUE ACCOUNT & LOANS FOR 2009 - 2010 (BUDGET ESTIMATES)

(RUPEES IN THOUSANDS)

S.NO.	STATE/ UNION TERRITORY	REVENUE ACCOUNT			CAPITAL ACCOUNT OUT-SIDE REVENUE ACCOUNT		
		TOTAL BUDGET	EDUCATION DEPARTMENT	%AGE OF COL(3) TO COL(2)	TOTAL BUDGET	EDUCATION DEPARTMENT	%AGE OF COL(6) TO COL(5)
1		2	3	4	5	6	7
1	ANDHRA PRADESH	765571800.00	87256738.00	11.40	179773300.00	2331440.00	1.30
2	ARUNACHAL PRADESH	36070800.00	3724881.00	10.33	7668700.00	103600.00	1.35
3	ASSAM	292698600.00	43715546.00	14.94	46250900.00	...	0.00
4	BIHAR	357150400.00	79668265.00	22.31	94170300.00	1842200.00	1.96
5	CHHATTISGARH	180910500.00	34270771.00	18.94	35692300.00	2133010.00	5.98
6	GOA	44851400.00	5902167.00	13.16	10171100.00	310329.00	3.05
7	GUJARAT	457283600.00	56263708.00	12.30	80055800.00	3034558.00	3.79
8	HARYANA	258210600.00	52613960.00	20.38	39726800.00	880000.00	2.22
9	HIMACHAL PRADESH	102217600.00	20441010.00	20.00	18627600.00	2236887.00	12.01
10	JAMMU & KASHMIR	147257900.00	20500589.00	13.92	67792100.00	3481500.00	5.14
11	JHARKHAND	182129400.00	35317905.00	19.39	35306600.00	790700.00	2.24
12	KARNATAKA	472376600.00	84875123.00	17.97	106127500.00	2509315.00	2.36
13	KERALA	311618400.00	61178626.00	19.63	17101600.00	412800.00	2.41
14	MADHYA PRADESH	382621200.00	59958651.00	15.67	67931600.00	854556.00	1.26
15	MAHARASHTRA	961840300.00	189640926.00	19.72	188161200.00	234725.00	0.12
16	MANIPUR	30559100.00	4489500.00	14.69	13502700.00	133316.00	0.99
17	MEGHALAYA	35882700.00	5021454.00	13.99	8119200.00	22000.00	0.27
18	MIZORAM	28316800.00	4171700.00	14.73	3938800.00	66232.00	1.68
19	NAGALAND	31700700.00	3691938.00	11.65	13349500.00	158200.00	1.19
20	ORISSA	289191700.00	54260839.00	18.76	35943400.00	329238.00	0.92
21	PUNJAB	303062500.00	36354536.00	12.00	35501500.00	2330890.00	6.57
22	RAJASTHAN	396766100.00	88274324.00	22.25	68642300.00	217602.00	0.32
23	SIKKIM	25671500.00	3381305.00	13.17	8589600.00	483800.00	5.63
24	TAMIL NADU	592952900.00	104428364.00	17.61	100718800.00	2409544.00	2.39
25	TRIPURA	42668600.00	7843850.00	18.38	16035000.00	295898.00	1.85
26	UTTARAKHAND	111611100.00	28413286.00	25.46	19569200.00	353431.00	1.81
27	UTTAR PRADESH	928666500.00	170266155.00	18.33	242047000.00	4627658.00	1.91
28	WEST BENGAL	602525300.00	109516307.00	18.18	41955900.00	996011.00	2.37
TOTAL (STATES)		8372384600.00	1455442424.00	17.38	1602470300.00	33579440.00	2.10
29	A. & N. ISLANDS	18082900.00	2439800.00	13.49	9930900.00	141800.00	1.43
30	CHANDIGARH	17122400.00	2956400.00	17.27	4559800.00	121300.00	2.66
31	DADRA & NAGAR HAVELI	19849100.00	564600.00	2.84	574400.00	68100.00	11.86
32	DAMAN & DIU	7836700.00	353300.00	4.51	864800.00	27900.00	3.23
33	DELHI	137033100.00	35085798.00	25.60	43638200.00	2455000.00	5.63
34	LAKSHADWEEP	5462400.00	657900.00	12.04	1986200.00	42000.00	2.11
35	PUDUCHERRY	31936200.00	3606826.00	11.29	7570800.00	1145184.00	15.13
TOTAL (U.T.s)		237322800.00	45664624.00	19.24	69125100.00	4001284.00	5.79
TOTAL (STATES & U.T.)		8609707400.00	1501107048.00	17.44	1671595400.00	37580724.00	2.25
TOTAL CENTRE		8972320000.00	445322100.00	4.96	1226310000.00	...	0.00
GRAND TOTAL		17582027400.00	1946429148.00	11.07	2897905400.00	37580724.00	1.30

..NICNET..

STATEMENT NO (32) : BUDGET PROVISIONS FOR CENTRE & STATE EDUCATION DEPARTMENTS UNDER REVENUE ACCOUNT,
CAPITAL ACCOUNT OUT-SIDE REVENUE ACCOUNT & LOANS FOR 2009 - 2010 (BUDGET ESTIMATES)

(RUPEES IN THOUSANDS)

S.NO.	STATE/ UNION TERRITORY	LOAN AND ADVANCES			TOTAL REVENUE ACCOUNT, CAPITAL AC count and loans		
		TOTAL BUDGET	EDUCATION DEPARTMENT	%AGE OF COL(9) TO COL(8)	TOTAL BUDGET	EDUCATION DEPARTMENT	%AGE OF COL(12) TO COL(11)
1		8	9	10	11	12	13
1	ANDHRA PRADESH	8558500.00	...	0.00	953903600.00	89588178.00	9.39
2	ARUNACHAL PRADESH	42000.00	...	0.00	43781500.00	3828481.00	8.74
3	ASSAM	814500.00	1000.00	0.12	339764000.00	43716546.00	12.87
4	BIHAR	4301600.00	...	0.00	455622300.00	81510465.00	17.89
5	CHHATTISGARH	5508000.00	...	0.00	222110800.00	36403781.00	16.39
6	GOA	368400.00	30001.00	8.14	55390900.00	6242497.00	11.27
7	GUJARAT	4595200.00	...	0.00	541934600.00	59298266.00	10.94
8	HARYANA	14832600.00	10.00	0.00	312770000.00	53493970.00	17.10
9	HIMACHAL PRADESH	100600.00	...	0.00	120945800.00	22677897.00	18.75
10	JAMMU & KASHMIR	647600.00	...	0.00	215697600.00	23982089.00	11.12
11	JHARKHAND	4392600.00	...	0.00	221828600.00	36108605.00	16.28
12	KARNATAKA	10090900.00	...	0.00	588595000.00	87384438.00	14.85
13	KERALA	10363300.00	...	0.00	339083300.00	61591426.00	18.16
14	MADHYA PRADESH	13893900.00	40000.00	0.29	464446700.00	60853207.00	13.10
15	MAHARASHTRA	9905200.00	...	0.00	1159906700.00	189875651.00	16.37
16	MANIPUR	86000.00	...	0.00	44147800.00	4622816.00	10.47
17	MEGHALAYA	390900.00	...	0.00	44392800.00	5043454.00	11.36
18	MIZORAM	251700.00	...	0.00	32507300.00	4237932.00	13.04
19	NAGALAND	4000.00	...	0.00	45054200.00	3850138.00	8.55
20	ORISSA	2840400.00	15000.00	0.53	327975500.00	54605077.00	16.65
21	PUNJAB	431200.00	...	0.00	338995200.00	38685426.00	11.41
22	RAJASTHAN	2493000.00	...	0.00	467901400.00	88491926.00	18.91
23	SIKKIM	204800.00	51500.00	25.15	34465900.00	3916605.00	11.36
24	TAMIL NADU	17664100.00	...	0.00	711335800.00	106837908.00	15.02
25	TRIPURA	240000.00	...	0.00	58943600.00	8139748.00	13.81
26	UTTARAKHAND	3077700.00	...	0.00	134258000.00	28766717.00	21.43
27	UTTAR PRADESH	12709500.00	1.00	0.00	1183423000.00	174893814.00	14.78
28	WEST BENGAL	9116000.00	500.00	0.01	653597200.00	110512818.00	16.91
TOTAL (STATES)		137924200.00	138012.00	0.10	10112779100.00	1489159876.00	14.73
29	A. & N. ISLANDS	0.00	28013800.00	2581600.00	9.22
30	CHANDIGARH	0.00	21682200.00	3077700.00	14.19
31	DADRA & NAGAR HAVELI	0.00	20423500.00	632700.00	3.10
32	DAMAN & DIU	0.00	8701500.00	381200.00	4.38
33	DELHI	42406500.00	150000.00	0.35	223077800.00	37690798.00	16.90
34	LAKSHADWEEP	0.00	7448600.00	699900.00	9.40
35	PUDUCHERRY	259700.00	...	0.00	39766700.00	4752010.00	11.95
TOTAL (U.T.s)		42666200.00	150000.00	0.35	349114100.00	49815908.00	14.27
TOTAL (STATES & U.T.)		180590400.00	288012.00	0.16	10461893200.00	1538975784.00	14.71
TOTAL CENTRE		9750000.00	...	0.00	10208380000.00	445322100.00	4.36
GRAND TOTAL		190340400.00	288012.00	0.15	20670273200.00	1984297884.00	9.60

.. NICNET ..

STATEMENT NO. (33): PLAN AND NON-PLAN TOTAL BUDGET (CENTRE AND STATE)

(Rupees in Thousands)

STATE/UNION TERRITORY	2007 - 2008 (ACTUAL)			2008 - 2009 (REVISED ESTIMATED)			2009 - 2010 (BUDGET ESTIMATED)		
	PLAN	NON-PLAN	TOTAL	PLAN	NON-PLAN	TOTAL	PLAN	NON-PLAN	TOTAL
1. ANDHRA PRADESH	139005900	400829800	539835700	239312900	436877500	676190400	214637000	550934800	765571800
2. ARUNACHAL PRADESH	10436800	12158700	22595500	10314100	18804400	29118500	16771800	19299000	36070800
3. ASSAM	19815800	107625800	127441600	59037400	155173500	214210900	66467400	226231200	292698600
4. BIHAR	60998000	174650600	235648600	83533100	245293400	328826500	77547600	279602800	357150400
5. CHHATTISGARH	35756100	72642400	108398500	67335300	89956500	157291800	80667300	100243200	180910500
6. GOA	5671200	22106400	27777600	6941700	30286800	37228500	8557700	36293700	44851400
7. GUJARAT	76000200	259395100	335395300	107694600	286455000	394149600	131704000	325579600	457283600
8. HARYANA	31755100	143513600	175268700	44951400	172200500	217151900	56201200	202009400	258210600
9. HIMACHAL PRADESH	12021700	70895900	82917600	9051400	88149800	97201200	10112200	92105400	102217600
10. JAMMU & KASHMIR	5388600	111461800	116850400	4482200	119986400	124468600	7032100	140225800	147257900
11. JHARKHAND	45209000	85747800	130956800	53614700	101177400	154792100	56522900	125606500	182129400
12. KARNATAKA	83128200	290619500	373747700	105640000	314863700	420503700	140313500	332063100	472376600
13. KERALA	22839800	226076500	248916300	36706400	251214800	287921200	42496900	269121500	311618400
14. MADHYA PRADESH	68062900	187948200	256011100	84627700	233161700	317789400	112857700	269763500	382621200
15. MAHARASHTRA	102890300	544910200	647800500	152856800	633212100	786068900	217499700	744340600	961840300
16. MANIPUR	4799100	18126100	22925200	5835100	22360400	28195500	5997800	24561300	30559100
17. MEGHALAYA	7212300	15324300	22536600	15538800	16265900	31804700	15565800	20316900	35882700
18. MIZORAM	6489900	12594000	19083900	8734100	15895300	24629400	9859500	18457300	28316800
19. NAGALAND	4829900	20892700	25722600	7106900	23644200	30751100	7888300	23812400	31700700
20. ORISSA	40890800	136341900	177232700	61115500	199381400	260496900	63238600	225953100	289191700
21. PUNJAB	11635400	218973200	230608600	21508000	245802500	267310500	22326100	280736400	303062500
22. RAJASTHAN	51336700	239939800	291276500	60656700	286005300	346662000	65404300	331361800	396766100
23. SIKKIM	4197700	19287900	23485600	6000400	17807100	23807500	5810800	19860700	25671500
24. TAMIL NADU	82971100	346779000	429750100	103935300	450090300	554025600	109566400	483386500	592952900
25. TRIPURA	5764700	22177300	27942000	7244600	27307600	34552200	7390200	35278400	42668600
26. UTTARAKHAND	18338600	54207000	72545600	21100600	60438600	81539200	22875300	88735800	111611100
27. UTTAR PRADESH	117439200	534792900	652232100	209185800	601223200	810409000	173837900	754828600	928666500
28. WEST BENGAL	67558500	315585700	383144200	91701800	442848400	534550200	117163700	485361600	602525300
TOTAL (STATES)	1142443500	4665604100	5808047600	1685763300	5585883700	7271647000	1866313700	6506070900	8372384600
29. A. & N. ISLANDS	3512741	8578819	12091560	4432200	11509200	15941400	5775300	12307600	18082900
30. CHANDIGARH	1628430	11601498	13229928	1632400	12933800	14566200	1175300	15947100	17122400
31. DADRA & NAGAR HAVELI	548242	8796057	9344299	802100	13746600	14548700	1008700	18840400	19849100
32. DAMAN & DIU	312828	4568192	4881020	501600	5971700	6473300	684400	7152300	7836700
33. DELHI	33371400	64333900	97705300	43007500	81020000	124027500	43362300	93670800	137033100
34. LAKSHADWEEP	589790	2921474	3511264	924600	4139700	5064300	1002200	4460200	5462400
35. PUDUCHERRY	8466900	13539000	22005900	13927000	17592800	31519800	15041100	16895100	31936200
TOTAL (U.T.s)	48430331	114338940	162769271	65227400	146913800	212141200	68049300	169273500	237322800
TOTAL (STATES & U.T.s)	1190873831	4779943040	5970816871	1750990700	5732797500	7483788200	1934363000	6675344400	8609707400
TOTAL CENTRE	1735720000	4208610000	5944330000	2416560000	5617900000	8034460000	2783980000	6188340000	8972320000
GRAND TOTAL	2926593831	8988553040	11915146871	4167550700	11350697500	15518248200	4718343000	12863684400	17582027400

..NICNET..