

**ANALYSIS
OF
BUDGETED EXPENDITURE
ON
EDUCATION
2005-06 To 2007-08**



सत्यमेव जयते

**GOVERNMENT OF INDIA
MINISTRY OF HUMAN RESOURCE DEVELOPMENT
(DEPARTMENT OF HIGHER EDUCATION)
PLANNING, MONITORING AND STATISTICS BUREAU
NEW DELHI
2008**

ANALYSIS
OF
BUDGETED EXPENDITURE
ON EDUCATION
2005-06 To 2007-08



GOVERNMENT OF INDIA
MINISTRY OF HUMAN RESOURCE DEVELOPMENT
(DEPARTMENT OF HIGHER EDUCATION)
PLANNING, MONITORING AND STATISTICS BUREAU
NEW DELHI
2008

PROJECT TEAM

SHRI ANIL KAPOOR	DIRECTOR
MISS RUCHIKA GUPTA	DEPUTY DIRECTOR
SHRI RADHEY SHYAM	SENIOR INVESTIGATOR
SHRI V.S. NAGAR	SENIOR INVESTIGATOR
SMT. KALPANA KHANTWAL	U.D.C.

N.I.C. STAFF

Dr. V. V. S. MURTY	SENIOR TECHNICAL DIRECTOR
SHRI HARVINDER SINGH	SENIOR SYSTEM ANALYST

PREFACE

This Publication brought out annually, analyses the Budget provisions made by the States/UTs and the Central Ministries for the development of education in their Budgets as placed before the Legislatures and Parliament. The present issue gives information in respect of actual expenditure for the year 2005-06, revised estimates of the expenditure for the year 2006-07 and the budget estimates for the year 2007-08. An analysis of the budget documents (Demands for Grants) for the year 2007-08 has also been presented in the document.

Total expenditure on education as incurred by the Centre, States and Union Territories have been taken into account. Effort is always made to take precaution against double counting of expenditure because the whole of actual expenditure, both central grant and State's share, under Centrally Sponsored Schemes (CSS) of Education Department is made by State/UTs and shown as such in their budget documents. The expenditure incurred on Centrally Sponsored Schemes of the department has been included in the Central Budget and has been excluded from the States' Budget.

Special feature of graphic representation of data and its analysis has been added. Bar charts and pie charts have been used as tools to portray the salient and unique features of the analysis. In this publication a statement indicating the Public Expenditure on Education as percentage of GDP from 1999-00 to 2007-08 is also added. We are sure that this will help in putting more emphasis and focus on the salient observations thrown up by the analysis. This will also make the publication more lively and useful.

*(Vijay P. Goel)
Deputy Director General*

CONTENTS

A.	Preface	
	I. Introduction	1
	II. Analysis of Budgeted Expenditure	4
	III. Expenditure on Education as percentage of Gross Domestic Product (GDP)/ Gross State Domestic Product (GSDP)	12
	IV. Budgeted Expenditure on Education (Capital Accounts)	14
	V. Budgeted Expenditure on Education; Revenue and Capital Account	15
	VI. Appendix:-Method of Estimation of Sector-wise Expenditure on Education	17
B.	Analytical Tables No.1 to 9	
Table 1	Budgeted Expenditure on Education by Education Department and other Departments.	
Table 2	Budgeted Expenditure (Plan and Non Plan.) by Education Department and other Departments (Revenue Account)	
Table 3	Budgeted Expenditure (Education and Training) (Revenue Accounts)	
Table 4	Budgeted Expenditure on Education Department by Centre (Revenue Account).	
Table 5	Statement indicating the Public Expenditure on Education.	
Table 6	Statement indicating the sector-wise Public Expenditure on Education as percentage of GDP for States/UTs. and Centre.	
Table 7	Relationship between Budgeted Expenditure on Education and Gross Domestic Product of States/UTs.	
Table 8	Percentage of Capital Expenditure on Education to Total budget (Capital Account) State-wise.	
Table 9	Total Budget (States and Centre) (Revenue, Capitals and Loan & Advances)	

C. Statistical Statements No. 1 to 33

Statement No.1	Budgeted Provision for Education & Training at the Centre (Revenue Account) .	1
Statement No.2	Budgeted Expenditure on Education, Training by Education and other departments (Revenue Account) .	5
Statement No.3	Plan and Non-Plan Budget Provision for Education by all departments (Revenue Account).	8
Statement No.3A	Percentage share of total Plan and Non-Plan Budgeted Expenditure of Education Department in the total State Plan and Non-Plan Budgeted Expenditure (Revenue Account).	11
Statement No.3B	Percentage share of Total Plan and Non-Plan Budgeted Expenditure of Education and other departments in the total State Plan & Non-Plan Budgeted Expenditure (Revenue Account).	12
Statement No.4	Total State Budget and Budgeted Expenditure on Education and Training (Revenue Account).	13
Statement No.5	Plan and Non-Plan Budgeted Expenditure on Education by Education Departments (Revenue Account).	14
Statement No.6	Total Plan Budgeted Expenditure on education and Training by all departments (Revenue Account).	17
Statement No.7	Plan and Non-Plan Budgeted Expenditure on Elementary Education (Revenue Account).	18

(iii)

Statement No.8	Plan and Non-Plan Budgeted Expenditure on Elementary Education by Sub heads (Revenue Account)	19
Statement No.9	Plan and Non-Plan Budgeted Expenditure on Secondary Education (Revenue Account).	28
Statement No.10	Plan and Non-Plan Budgeted Expenditure by sub heads on Secondary Education .	29
Statement No.11	Plan and Non-Plan Budgeted Expenditure on Adult Education (Revenue Account).	38
Statement No.12	Plan and Non-Plan Budgeted Expenditure on Adult Education by sub-heads (Revenue Account).	39
Statement No.13	Plan and Non-Plan Budgeted Expenditure on University and other Higher Education (Revenue Account).	44
Statement No.14	Plan and Non-Plan Budgeted Expenditure on University and other Higher Education by Sub-Heads (Revenue Account) .	45
Statement No.15	Plan and Non-Plan Budgeted Expenditure on Technical Education (Revenue Account).	51
Statement No.16	Plan and Non-Plan Budgeted Expenditure on Technical Education by Sub-Heads (Revenue Account).	52
Statement No.17	Plan and Non-Plan Budgeted Expenditure on Physical Education (Revenue Account).	61
Statement No.18	Plan and Non-Plan Budgeted Expenditure on Physical Education by Sub-Heads (Revenue Account).	62

Statement No.19	Plan and Non-Plan Budgeted Expenditure on other General Education Programme (Revenue Account).	63
Statement No.20	Plan and Non-Plan Budgeted Expenditure on other General Education Programme by Sub-Heads (Revenue Account).	64
Statement No.21	Plan and Non-Plan Budgeted Expenditure on Language Development (Revenue Accounts)	69
Statement No.22	Plan and Non-Plan Budgeted Expenditure on Language Development by Sub-Heads (Revenue Accounts).	70
Statement No.23	Budgeted Expenditure on Education of the Education Departments according to heads of charges (Revenue Account) for 2005-06 (Actuals).	75
Statement No.23A	Capital Account for 2005-06 (Actuals) (Statewise).	76
Statement No.23B	Loans & Advances 2005-06 (Actuals) (Statewise).	77
Statement No.24	Budgeted Expenditure on Education of the Education Departments according to Heads of charges (Revenue Account) for 2006-07 (Revised Estimates).	78
Statement No.24A	Capital Account 2006-07 (Revised Estimates) (Statewise).	79
Statement No.24B	Loans & Advances 2006-07 (Revised Estimates) (Statewise).	80
Statement No.25	Budgeted Expenditure on Education of the Education Department according to Heads of charges (Revenue Account) for 2007-08 (Budget Estimates).	81
Statement No.25A	Capital Account 2007-08 (Budget Estimates) (Statewise).	82

Statement No.25B	Loans & Advances 2007-08 (Budget Estimates) (Statewise).	83
Statement No.26	Sectorwise Plan and Non-Plan Actual Expenditure of Education of States/UTs and Centre (Revenue Account) for 2005-06.	84
Statement No.27	Sectorwise Plan and Non-Plan Revised Estimates for Education Departments of States/UTs and Centre (Revenue Account) for 2006-07.	85
Statement No.28	Sectorwise Plan and Non-Plan Budget Estimates for Education in States/UTs and Centre (Revenue Account) for 2007-08.	86
Statement No.29	Budgeted Expenditure on Education of Education Department (Capital Account) for 2005-06 (Actuals).	87
Statement No.30	Budgeted Expenditure on Education of Education Department (Capital Account) for 2006-07 (Revised Estimates).	88
Statement No.31	Budgeted Expenditure on Education of Education Department (Capital Account) for 2007-08 (Budget Estimates).	89
Statement No.32	Budget Provision for Centre and State/UTs Education Departments under Revenue Account, Capital Accounts and Loans and Advances for 2007-08.	90
Statement No.33	Total Budget (Plan and Non-Plan) Centre & States/Uts.	92

INTRODUCTION

This publication gives the details of the Plan and Non Plan expenditure budgeted by the education departments of the States/UTs and the Centre for various sub-sectors of Education. Departments other than the Department of Education also incur some expenditure on education and an effort has been made to include the budget estimates of their expenditure on education in order to get the total picture of public expenditure on education in the country. The expenditure of other departments also includes the expenditure on training (formal and non-formal).

The total amount of budget provisions on the revenue account made for education for the year 2007-08 by education departments for the States/UTs and the Centre works out to Rs. 131662.08 crore (Rs. 99310.36 crore in State Sector and Rs. 32351.72 crore in the Central sector) which is 13.82% more than the revised estimates of Rs.115671.32 crore for 2006-07. This amount constitutes 11.27% of the total budget provisions made on the revenue account in the States and at the Centre.

Apart from the revenue account, the Education Departments also make some provisions for capital works. The total budget estimates on the capital accounts (including loans) accounted for only Rs.1917.36 crore (Rs.1914.86 crore in the State Sector and Rs.2.50 crore in the Central Sector). Taking into account both the revenue as well as the capital account, the total budget estimates for education for 2007-08 of the State Education Departments and the Education Departments of the Centre works out to Rs.133579.44 crore, which is 4.79% of the total budget estimates.

The total budget provisions for 2007-08 made by the departments other than Education works out to Rs. 25657.91 crore. Accordingly including the expenditure on Education by all the Departments, the total budget provisions for education is given in the following table.

Expenditure on Education (2007-08 BE Revenue Account)

	Centre	States/UT	Total
Expenditure (Rs. in crore)	3,93,42.58	11,79,77.41	15,73,19.99
Share with respect to total (%)	25.01	74.99	100

It is observed from the table that the States are contributing about 74.99% of the total revenue expenditure on education in the country while centre contributes about 25.01% to the education sector as a whole. The total revenue account of Rs.157319.99 crore constitutes 13.46% of the total budget of the Centre and the States for 2007-08 (19.31% for the State sector and 7.05% for the Central Sector).

The budget provisions (Revenue Account) for the Education department of the Central and the State Governments are indicated in the table which follows:-

Budgeted Expenditure (Plan & Non Plan) (Revenue Account) By Education Departments (Rs. in crore)

Year →	2005-06(Actual)		2006-07(RE)		2007-08(BE)	
	Centre	State	Centre	State	Centre	State
Plan	14552.52	8806.10	20744.00	11375.29	28671.50	11486.21
Non Plan	3270.64	67854.44	3505.00	80047.03	3680.22	87824.15
Total	17823.16	76660.54	24249.00	91422.32	32351.72	99310.36
Share of Plan Exp. to total exp. On education (%)	81.65	11.49	85.55	12.44	88.62	11.57

About 88.62% of the Central expenditure on education is under plan whereas in the case of States/UTs it is only 11.57 % in the year 2007-08

The following table indicates the Sector-wise Expenditure on Education by Education Department incurred by both Centre and States.

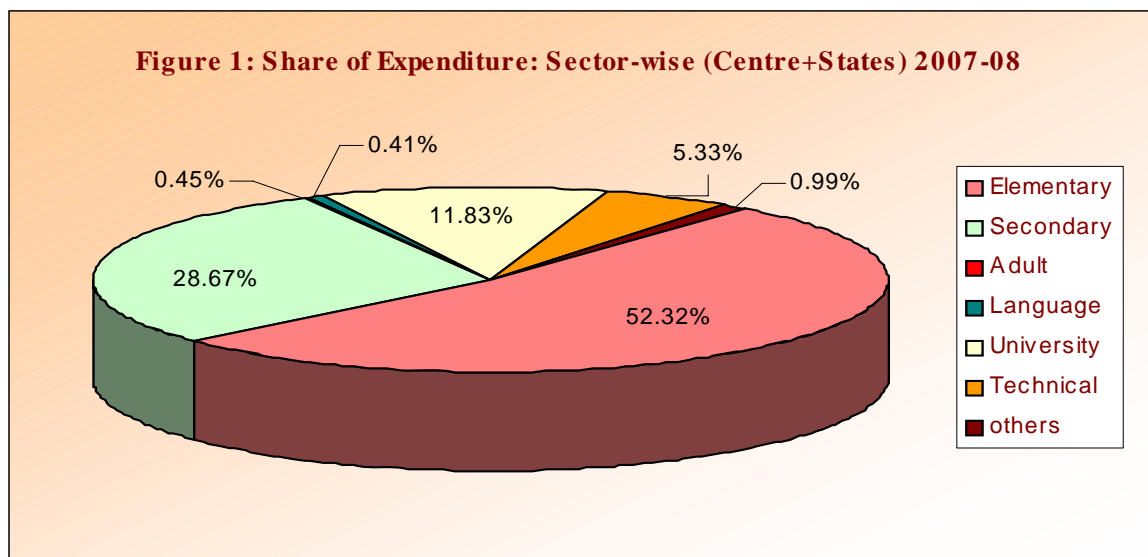
**Sector-wise Expenditure (Plan & Non Plan) on Education by Education
Department (Revenue Account) with percentage-
Centre and States/UTs 2007-08 (BE)**

(Rs.in crore)

	Plan Expenditure	Plan %age share	Non-Plan Expenditure	Non- Plan %age Share	Total Expenditure	Total %age Share
1.	2.	3.	4.	5.	6.	7.
Elementary Education	25149.53	62.63	43733.73	47.79	68883.26	52.32
Secondary Education	5394.51	13.43	32354.39	35.36	37748.90	28.67
Adult Education	466.83	1.16	124.95	0.14	591.78	0.45
Language Development	207.70	0.52	328.06	0.36	535.76	0.41
University & Hr. Education	4127.83	10.28	11449.21	12.51	15577.04	11.83
Technical Education	4322.61	10.76	2697.75	2.95	7020.36	5.33
General Education	468.77	1.17	760.23	0.83	1229.00	0.93
Physical Education	19.90	0.05	56.06	0.06	75.96	0.06
Total Education	40157.68	100.00	91504.38	100.00	131662.06	100.00

Elementary Education accounted for 52.32% of the total expenditure on education in 2007-08, followed by Secondary Education, which was 28.76%. The share of University & Higher Education and Technical Education was 11.83% and 5.33% respectively.

Sector wise expenditure on education for 2007-08 has been depicted in the pie-chart (Figure-1).



II. ANALYSIS OF BUDGETED EXPENDITURE

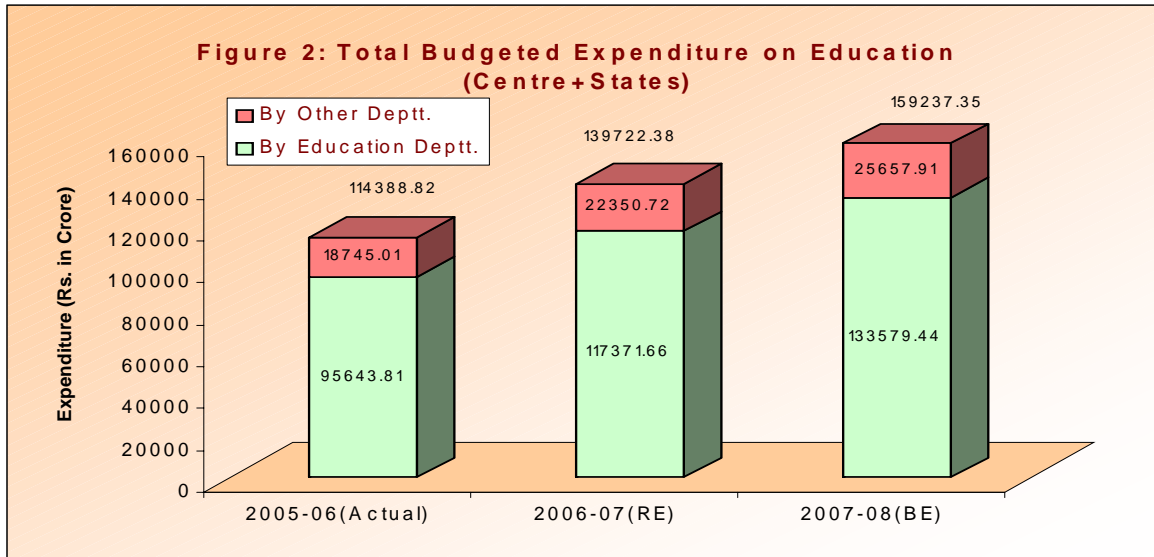
Table (1) summarizes the budget provisions for education by the Education Departments and other Departments under all the three accounts viz. (i) Revenue Account, (ii) Capital Account and (iii) Loans and Advances. Besides, provisions for Centre and States/Union Territories have also been indicated separately.

Budget provisions for education and training in 2007-08 have gone up to Rs.159237.35 crore (Rs.157319.99 crore under the Revenue Account, Rs. 1904.90 crore under the capital Account and Rs. 12.46 crore under Loans and Advances), forming 5.71% of the total budget provisions. Percentage provisions for education and training for the respective accounts are 13.46% under the Revenue Account, 0.12% under the Capital Account and under Loans and Advances is 0.06 %.

The Budget Estimates 2007-08 for education by the Education Departments of the Centre and the States under all the three accounts rose to Rs. 133579.44 crore (Rs. 32354.22 crore for the Centre and Rs. 101225.22 crore for the States). This amount consists of Rs. 131662.08 crore under the Revenue Account, Rs.1904.90 crore under the Capital Account and Rs. 12.46 crore under Loans &

Advances. The corresponding percentage of these accounts to the respective total budget provisions works out to 11.27%, 0.12% and 0.06%.

Figure-2 - a bar diagram indicates the extent and progress of Budgeted expenditure on education by education and other departments during 2005-06(Actual) to 2007-08(BE).



The Revised Estimates of 2006-07 for expenditure on education by the Centre and States/Union Territories amounted to Rs.139722.38 crore (Rs.138022.04 crore under Revenue Account, Rs.1686.78 crore under Capital Account and Rs. 13.56 crore under Loans & Advances), comprising Rs.30638.25 crore by the Centre and Rs.109084.13 crore by the States/ UTs. The total Revised Estimates for education formed 5.46% of the total Revised Estimates of expenditure. The corresponding percentages for Revenue, Capital Account and Loans & Advances are 13.05%, 0.11% and 0.06% respectively.

The Revised Estimates of 2006-07 provided by the Education Departments of the Centre and States rose to Rs.117371.66 crore (Rs.24250.50 crore for the Centre and Rs.93121.16 crore for the States) constituting 4.59% of the total Revised Estimates on all the three accounts. This amount comprised Rs.115671.32 crore under the Revenue Account, Rs.1686.78 crore under the Capital Account and Rs.13.56 crore under Loans and Advances. The corresponding percentages of these accounts to the respective total Revised Estimates are 10.94%, 0.11% and 0.06%.

The total Actual Expenditure on education by the Centre and the States/Union Territories for the year 2005-06 amounted to Rs.114388.82 crore (Rs.113228.71 crore under Revenue Account, Rs.1142.96 crore under Capital

Account and Rs.17.15 crore under Loans & Advances), comprising Rs.23211.13 crore by the Centre and Rs.91177.69 crore by States/ UTs. The total expenditure on education constituted 4.27% of the total actual expenditure during 2005-06. The corresponding percentages for Revenue, Capital Account and Loans & Advances are 12.73%, 0.06% and 0.09% respectively

The total expenditure on education during the year 2005-06 (Actual) incurred by the Education Departments of the Centre and the States under all the three accounts; (Revenue Account, Capital Account, & Loans and Advances) amounted to Rs. 95643.81 crore (Rs.17824.52 crore for Centre and Rs.77819.29 crore for States) forming 3.57% of the total expenditure of Centre and States on all the three accounts. Out of this amount, Rs.94483.70 crore is under the Revenue Account, Rs. 1142.90 crore under the Capital Account (outside Revenue Account) and Rs.17.15 crore under Loans and Advances. The corresponding percentages of expenditure on education under these accounts with reference to the respective total expenditure are 10.62%, 0.06% and 0.09%.

Figure-3 shows the share of expenditure on education by education department with respect the total budget on all the three accounts (Revenue Account, Capital Account, & Loans and Advances) separately for Centre and State. The figure also depicts the total share of expenditure on education by education department by both centre and state together.

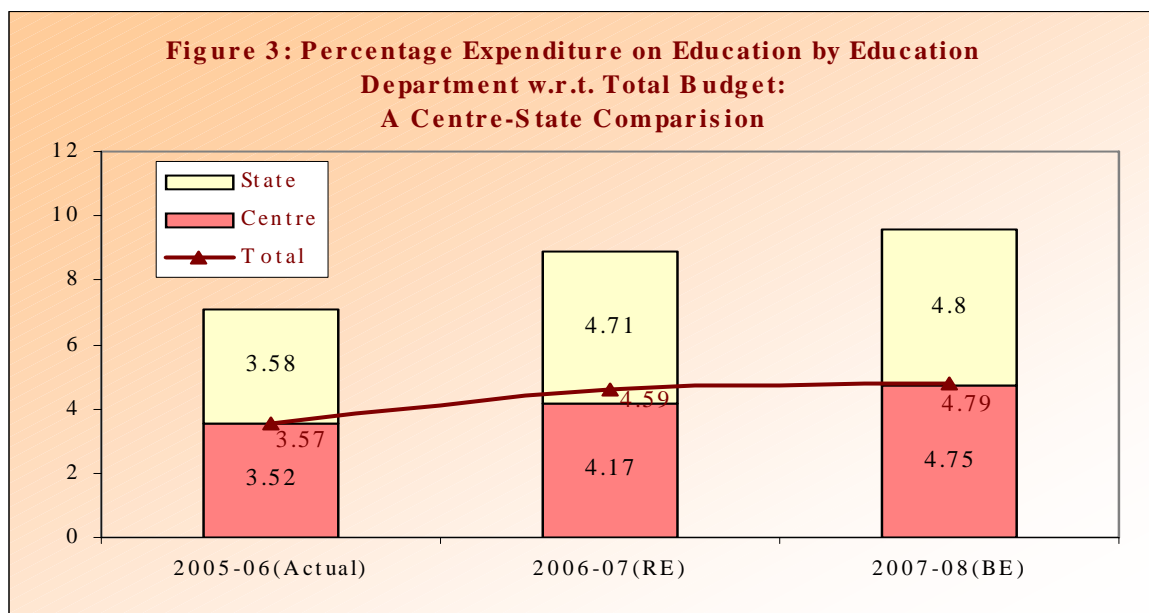
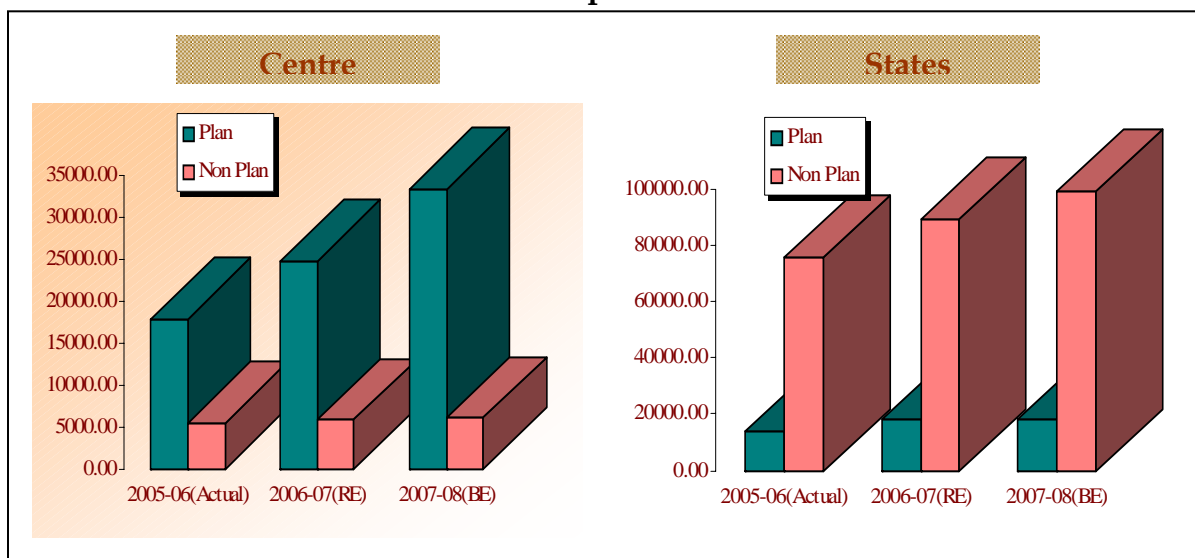


Table (2) summarizes the total budget provisions (Revenue Account) for expenditure on education in respect of Education Departments as well as other

departments with the break-up of Plan and Non-Plan provisions for the year 2005-06 (Actuals), 2006-07 (Revised Estimates) and 2007-08 (Budget Estimates). Figure-4 - a bar chart, depicts the Plan and non-Plan Expenditure of Centre and State incurred by Education Department. It brings out contrast in emphasis on Plan and Non-Plan expenditure by Centre and States.

Figure-4: Plan and Non Plan Expenditure on Education: Centre -State Comparison



The Actual Expenditure on education by the Centre under the Revenue Account was Rs.23209.77 crore (Rs.17823.18 crore for Plan and Rs . 5386.59 crore for Non-Plan) which constituted 5.28% of the total central expenditure (Revenue Account).

The Actual Expenditure on education by the States/Union Territories was Rs.90018.94 crore (Rs. 13792.53 crore for Plan and Rs.76226.41 crore for Non-Plan) and formed 20.01% of the total expenditure (Revenue Account) for all States/Union Territories.

In 2005-06, the actual expenditure (Revenue Account) of Education Departments of the Centre and the States/Union Territories amounted to Rs.113228.71 crore, comprising Rs.31615.71 crore for Plan and Rs.81613.00 crore for Non-Plan, forming 12.73 % of the total expenditure on all sectors. The Central expenditure for the education departments was Rs.17823.16 crore (Rs.14552.52 crore Plan and Rs.3270.64 crore for Non-Plan) whereas expenditure of the States/Union Territories was Rs.76660.54 crore (Rs.8806.10 crore for Plan and Rs.67854.44 crore for Non-Plan).

The Revised Estimates for education by the Centre under the Revenue Account amounted to Rs.30636.75 crore (Rs.24828.09 crore for Plan and

Rs.5808.66 crore for Non-Plan). The Revised Estimates for education by the Centre constituted 6.05% (17.17% for plan and 1.60% for Non-Plan) of the total Revised Estimates of the Centre.

The Revised Estimates for education by the States/Union Territories was Rs.107385.29 crore (Rs.18057.26 crore for Plan and Rs. 89328.03 crore for Non-Plan) forming 19.49% of the total Revised Estimates (Revenue Account) for all States/Union Territories.

The Revised Estimates of 2006-07 of the Education Departments of Centre and States/UTs rose to Rs.115671.32 crore (Rs 32119.29 crore for Plan and Rs.83552.03 crore for Non-Plan) constituting 10.94% of the total Revised Estimates of expenditure on all sectors. The Revised Estimates for the Central Education Departments were Rs. 24249.00 crore (Rs.20744.00 crore for plan and Rs.3505.00 crore for Non-Plan) whereas the Revised Estimates for the States/Union Territories were Rs.91422.32 crore (Rs. 11375.29 crore for Plan and Rs.80047.05 crore for Non-Plan). The percentage of Central Plan for the Education Departments (Revised Estimates) to the total Central Plan budget (Revised Estimates) was 14.35% while it was 0.97% in case of Non-Plan expenditure on education.

The budget estimates for 2007-08 (Revenue Account) for expenditure on education of the Centre and States/Union Territories amounted to Rs.157319.99 crore comprising Rs.131662.08 crore by the education departments and Rs. 25657.91 crore by the other departments. The total budget for education constitutes 13.46 % of the total respective budget under the Revenue Account.

The Central budget provision (Revenue Account) for education is Rs.39342.58 crore, comprising Rs.33351.13 crore for plan and Rs.5991.45 crore for Non-Plan. This amount constituted 7.05% (19.13% for Plan and 1.56% for Non-Plan) of the total central budget (Revenue Account) for the year 2007-08.

The total budget provision (Revenue Account) of all States/Union territories for education and training is Rs.117977.41 crore (Rs.18461.98 crore for plan and Rs.99515.43 crore for Non-Plan) constituting 19.31% of the total budget (Revenue Account) for all States and Union Territories.

The total budget provision (Revenue Account) of Education Departments of the Centre and the States/Union Territories for the year 2007-08 amounted to Rs.131662.08 crore, comprising Rs.40157.71 crore for Plan and Rs.91504.37 crore for Non-Plan forming 11.27% to the total budget of all sectors. The Central budget for the Education Departments was Rs.32351.71 crore (Rs.28671.50 crore

for Plan and Rs.3680.22 crore for Non-Plan) whereas the budget provision for the States/Union Territories was Rs.99310.36 crore (Rs.11486.21 crore for Plan and Rs.87824.15 crore for Non-Plan). The percentage provision of Centre plan expenditure to the total plan budget was 16.44%, while it was 0.96% for Non-Plan.

Figure-5 indicates Plan and Non-Plan expenditure on education by the Education Departments of the Centre and the States/Union Territories vis-à-vis their respective total budget expenditure on all sectors.

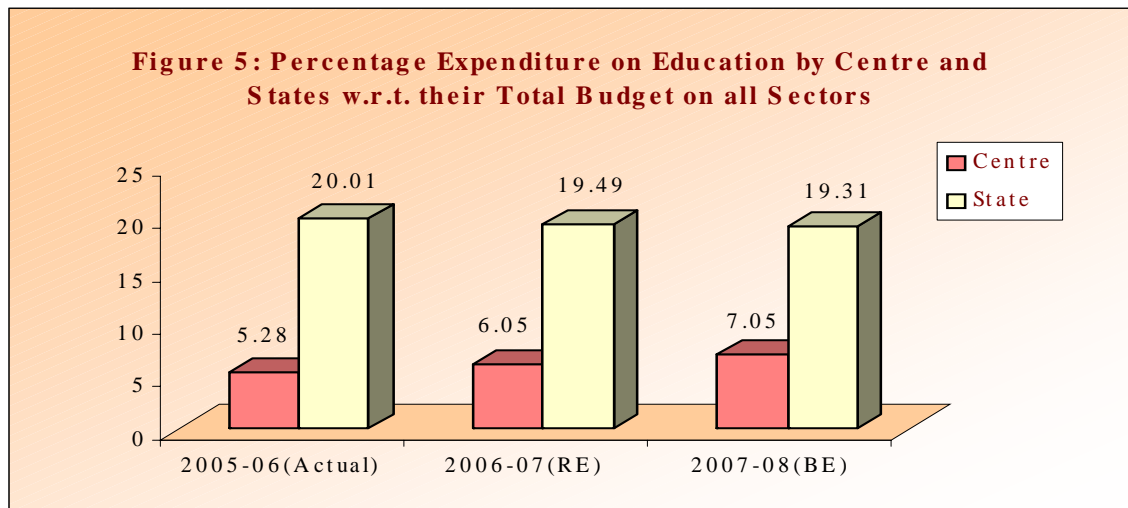


Table (3) depicts the budget provisions (Revenue Account) for education vis-à-vis training (Formal & Informal) at the Centre and in the States/Union Territories for the year 2007-08. The Figure-6(i) and Figure-6(ii) - pie-charts, corresponding to this table show that meager 2.40% of the total Centre Budget for Education spent on Training. The respective figure for States is 2.64%.

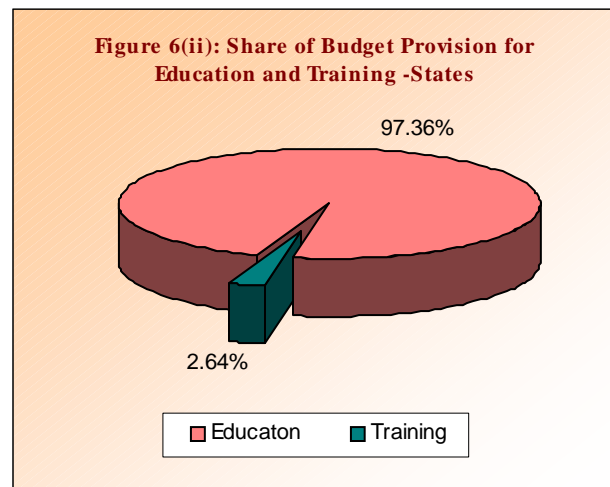
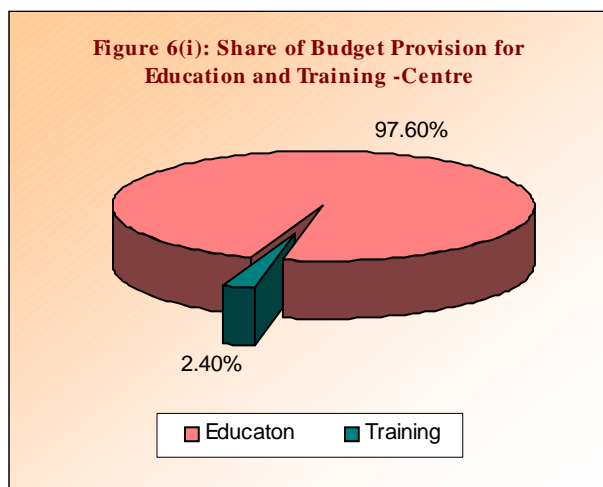
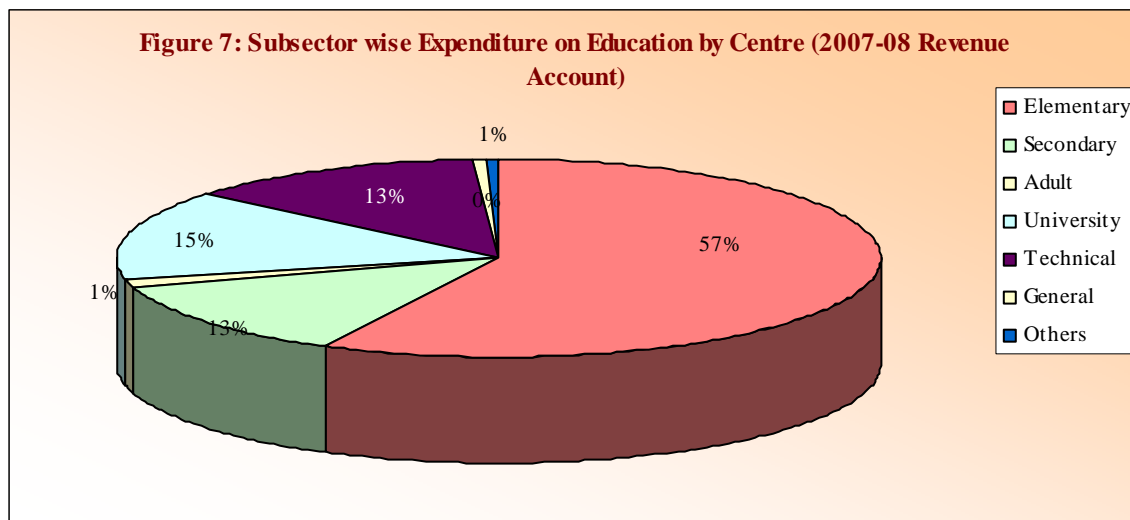


Table (4) gives the sector-wise break-up of the budgeted expenditure on education in the Central Sector of the Ministry of Human Resource Development, Departments of Education for the years 2005-06 (Actuals), 2006-07 (Revised Estimates) and 2007-08 (Budget Estimates). Besides, break-up of Plan and Non-Plan expenditure is also given.

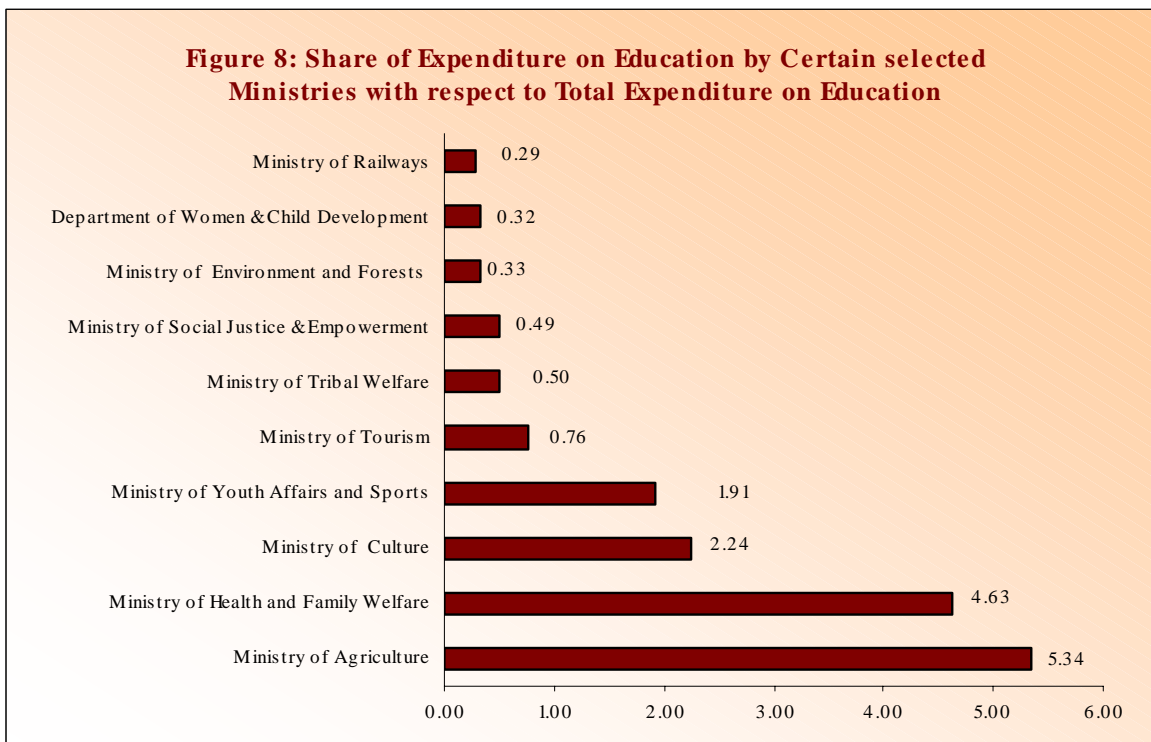
Table (4) indicates that in 2007-08 a major share of Rs. 18629.00 crores or 57.58% of the total budget of the Department of Education is provided for Elementary Education. The second priority is given to University & Higher Education which is Rs.4708.53 crores or 14.55%, of which the lion's share of Rs.4012.75 crore is to be operated through the University Grants Commission. The third priority is given to Technical Education which is Rs.4181.03 crore or 12.92%; Rs.4110.00 crore or 12.70% for Secondary Education and Rs.403.22 crore forming 1.25% for Adult Education and Rs.215.35 crores or 0.67% for Language Development Programmes and Rs.104.59 crores or 0.32% for general purposes including research, scholarships, international co-operation. Figure-7 – a pie-chart also depicts relative emphasis on various sub-sectors in the Central Budget (Revenue Account).

Out of the total central budget (Revenue Account), Rs. 6786.16 crore (Rs. 6783.91 crore for Plan and Rs.2.25 crore for Non-Plan) has been provided for Grants-in-aid to States and Union Territories, which is about 15.99 % of the total budget of Rs. 32350.72 crore (Rs. 28670.50 crore for Plan and Rs. 3680.22 crore for Non-Plan) of the Education Department for the year 2007-08.



Statement (1) of the Appendices gives Ministry/Department wise details of the central budget provision for education including training (formal & informal). This provision, which was Rs.39342.58 crore in 2007-08 constituted 7.05% of the total central budget. The corresponding percentage of budget provision in 2005-06 and 2006-07 as 5.28 and 6.05 respectively.

The Departments/Ministries, other than Education Department also contribute towards education. Figure 8 gives the comparative contribution in respect of certain Ministries (having substantial expenditure on education), for the year 2007-08. Details may be seen in Statement 1.



III. EXPENDITURE ON EDUCATION AS PERCENTAGE OF GROSS DOMESTIC PRODUCT (GDP)/ GROSS STATE DOMESTIC PRODUCT (GSDP)

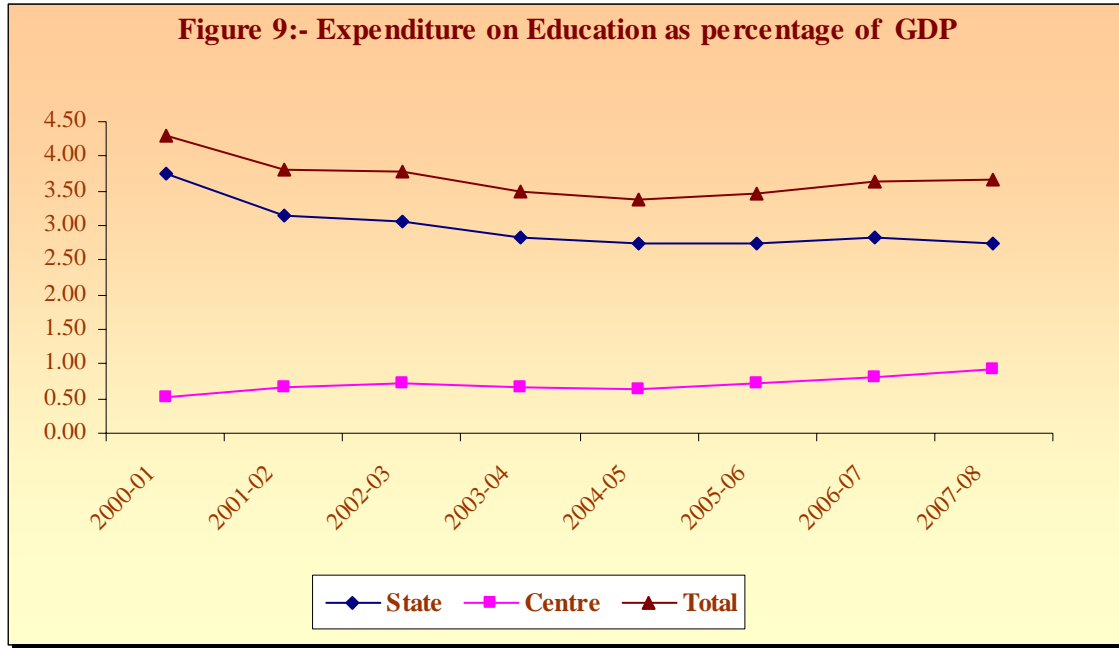


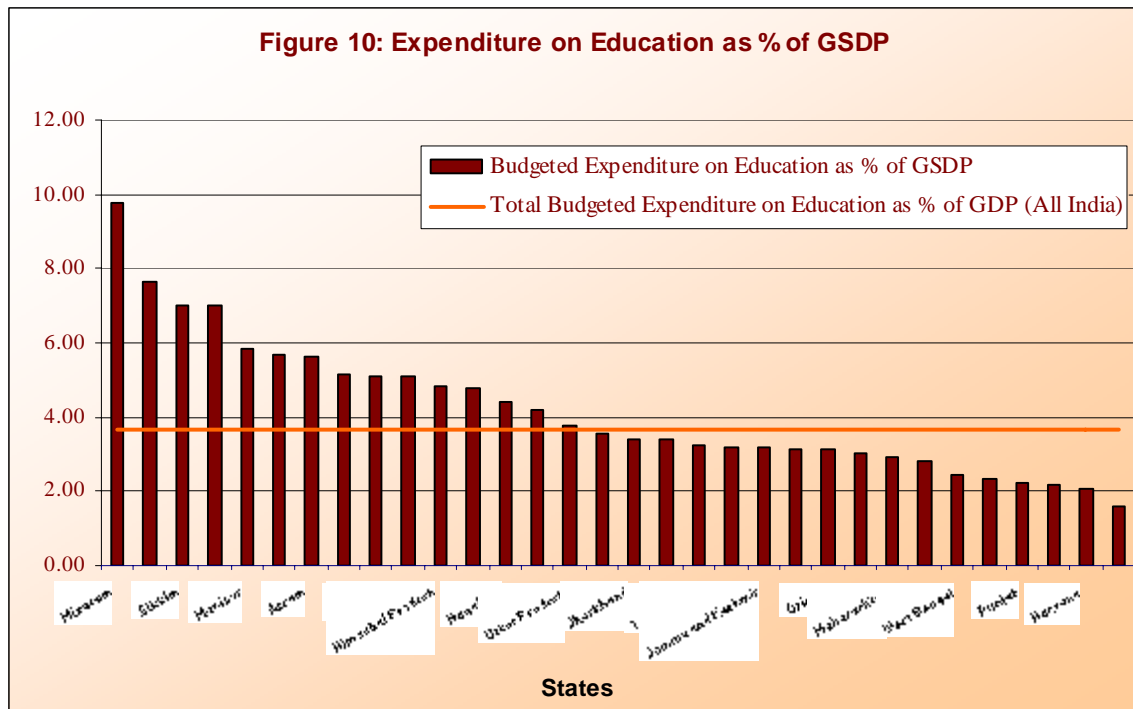
Figure-9 based on Table 5 indicates the year-wise expenditure on education as percentage of National GDP for States, Centre and Total. It may be seen here that total expenditure on education as percentage of GDP was highest (4.28%) in 2000-01 but this level could not be sustained in the following year and comes down to 3.39% in the year 2004-05. After that it again started increasing but at a very slow rate.

If we look at the percentage for Centre and States separately, we found that centre's share showing an increasing trend over the years and gone up from 0.53% in 2000-01 to 0.92% in 2007-08, while state's share has declined from 3.75% in the year 2000-01 to 2.75% in 2007-08.

The total expenditure on the Revenue Account at the all India level during 2007-08 formed 27.29% of the total Gross Domestic Product (GDP) and only 3.07% of the GDP was provided in the budgets of the education departments. When the provision for education for all departments including education departments is taken into account this percentage works out to be 3.67%.

Table - 6 shows the absolute estimated public expenditure and estimated public expenditure on Education as percentage of Gross Domestic Product (GDP) sector wise as well as with the break up of States/UTs. and Center for the year 2005-06(Actual), 2006-07(Revised Estimates) and 2007-08(Budget Estimates). The expenditure on elementary education is about 1.7% of GDP which is maximum among all other sub sectors of education followed by secondary education which is hovering around 0.9% of GDP. Contribution made by adult education (0.01) as percentage of GDP is lowest among all the sub sectors followed by university & Higher Education and Technical education for which it is around 0.7% and 0.3% respectively.

The percentage of total budgeted expenditure of States/UTs to their Gross State Domestic Product is worked out in Table-7.



*For some states the reference year is 2005-06 and others 2006-07 and for All India Figure the reference year is 2007-08-see Table-7.

Figure-10 indicates the State-wise relationship between budgeted expenditure on education for all departments on Revenue Account in terms of the Gross State Domestic Product for the available years of various States and Union Territories for the purpose of comparative study. It is observed from the graph that the percentage of expenditure on education is below the National GDP in respect of the major states such as Delhi, Haryana, Gujarat, Punjab, West Bengal, Goa, Maharashtra, Andhra Pradesh, Orissa, Karnataka, Jammu & Kashmir, Chhattisgarh, Tamil Nadu, Madhya Pradesh, Jharkhand and Rajasthan.

IV. BUDGETED EXPENDITURE ON EDUCATION (CAPITAL ACCOUNT)

This head accommodates the capital expenditure outside the Revenue Account and loans and advances for all States/UTs and at the centre. Capital expenditure and loans for education are quite meager in comparison with the expenditure under Revenue Account.

Statement (29) in the Appendices indicates the State-wise capital expenditure outside the Revenue Account and loans for education made by the Education Departments of all States/UTs for the year 2005-06(Actual) which amounted to Rs.1141.60 crore constituting 0.07 of the total capital account outside the Revenue Account. Among States, this percentage is highest in the case of Jharkhand (0.87%) and no provision was made in Jammu & Kashmir and Orissa. Among Union Territories, this percentage is in the range of 0.65% for Delhi and 6.25 in A and N Islands.

During 2005-06 (Actuals), the total loans provided by the Education Departments of all States/UTs amounted to Rs.37.15 crore forming 0.21% of the total loan and advances. None of the Union Territory had provided for loans.

Statement (30) in the Appendices shows the Revised Estimates of capital expenditure on education for all States/UTs in 2006-07 which increased to Rs.1685.28 crore forming 0.12% of the total capital expenditure outside the Revenue Account for all States/UTs. This percentage varies from 0.01% in Punjab to 2.09% in Jammu and Kashmir. Among Union Territories, the highest percentage is observed in Daman and Diu 6.46% and the lowest in Lakshadweep 0.77.

Loans and advances for education provided by education departments of all States/UTs amounted to Rs.13.56 crore or 0.07% of the total loans and advances for all States/UTs. Among States, this percentage is highest in the case of Goa (43.11%) and lowest in the case of Madhya Pradesh (0.05). No provision has been made other than the States of Chhattisgarh, Goa, Madhya Pradesh and Uttar Pradesh under this head. None among the Union Territories had made any provision under this head.

Statement (31) in the Appendices shows State/UTs-wise capital expenditure outside the Revenue Account and loans for education provided by the Education Departments for the years 2007-08 (Budget Estimates). The total budgeted capital expenditure outside the Revenue Account proposed for

education amounts to Rs.1902.40 crore forming 0.13% of the total capital expenditure outside the Revenue Account for all States/UTs. This percentage is highest in the case of Himachal Pradesh (2.18%) and the lowest in the case of Kerala (0.01%). Among Union Territories, it ranged from 1.94% in Delhi to 8.95 % in Puducherry.

A provision of Rs.12.46 crore was made for loans for education by the Education Departments of all States/UTs taken together, constituting 0.06% of the total loans and advances for Education department. The highest percentage is in the case of Goa (27.14 %) and lowest in the case of Uttar Pradesh (0.98%). No provision for loans was made other than the States of Goa and Uttar Pradesh . No provision for loans was made by the Union Territories.

Table (7) indicates the States/Union Territory-wise percentage provision for education to the total State budget under the capital account and loans and advances for the year 2005-06 (Actuals), 2006-07(Revised estimates) and 2007-08 (Budget Estimates).

V. BUDGETED EXPENDITURE ON EDUCATION (REVENUE AND CAPITAL ACCOUNT)

Statement (32) in the Appendices gives in summary form the budget provision for education by the Education Departments under all the three accounts i.e. (i) Revenue Account, (ii) capital Account (outside Revenue Account) and (iii) Loans & Advances during the year 2007-08 (BE). The provisions have been indicated separately for each State and Union Territory and for the Centre.

Col. (3) of the Statement indicates the total Revenue Account for the Education Departments Rs.131662.06 crore which comprises Rs. 96522.49 crore for States, Rs.2787.86 crore for Union Territories and Rs. 32351.72 crore for the Centre. According to the State-wise distribution of funds for education by the Education Departments under the Revenue Account, the highest amount of Rs.12087.78 crore is proposed by Maharashtra followed by Uttar Pradesh Rs. 9932.56 crore and West Bengal Rs.6288.07 crore.

Similarly, under Col.(6), the total capital expenditure on education comes to Rs 1904.90 crore comprising Rs. 1680.97 crore for the State Education Departments, Rs.221.43 crore for the Union Territories Education Departments and Rs. 2.50 crore for the Centre.

A total amount of Rs. 12.46 crore is shown as loans for education under col.(9) comprising for State education Departments and Union Territories

Education Departments and the Centre have no provision under this head.

In terms of percentages, 16.26% of the total Revenue Account of all Departments for all States/UTs has been provided for education while 5.80% is proposed for the Centre. The combined percentage of education departments of the States/UTs and the centre to the total budget (Revenue Account) works out to 11.27%.

The percentage provision on the capital account outside the Revenue Account of the Education Departments for all States/UTs works out to 0.13% while for the Centre, it was nil. The combined percentage provision for States/UTs and the Centre is 0.12%.

The share of loans for education by the Education Departments of all States to the total loans and advances is 0.06% and no amount is proposed for the Centre and Union Territories departments.

The combined percentage provision made by the Education Departments of all States/UTs and the Centre on Revenue account, Capital Account and Loans to the total Revenue Account, Capital Account and Loans and Advances works out to 4.79% (4.80% for States/UTs and 4.75% for the centre).

Statement No.33 in the Appendices shows the Total State Budget of all States/UTs and Centre for the year 2005-06 (Actuals), 2006-07 (Revised Estimates) and Budget-Estimates for 2007-08.

VI. METHOD OF ESTIMATION OF SECTOR-WISE EXPENDITURE ON EDUCATION.

In Table-6 the sector-wise Public expenditure for various sectors viz. Elementary Education, Secondary Education, University & Higher Education, Adult Education and Technical Education contains expenditure on these sectors by other departments also included while incorporating the expenditure of other Departments in various sectors, the expenditure incurred by Ministries of Railways, Defence, Labour and Employment, Social Justice & Empowerment, Culture, Tribal Development, Development of North Eastern Region and Department of Women & Child Development mainly goes towards Elementary and Secondary Education sectors and therefore expenditure incurred by these Ministries has been counted towards Elementary & Secondary Education sectors. This expenditure has been thereafter segregated into Elementary and Secondary in the same proportion as that of the expenditure incurred by the Education Department on these two sectors.

Expenditure incurred by the Ministries of Agriculture, Civil Aviation, Finance, Home Affairs, External Affairs, Environment & Forests, Rural Development, Panchayat Raj, Shipping, Road Transport & Highways, Tourism, Urban Development, Water Resources, Youth Affairs & Sports and Consumer Affairs, Food & Public Distribution presumably mainly goes to towards Higher Education sector and therefore expenditure incurred by these Ministries has been counted towards University & Higher Education sector.

Expenditure incurred by the Ministries of Health & Family Welfare, Information & Broadcasting, Power, Science & Technology, Small Scale Industries, Earth Science and Mines goes towards Technical Education sector same as above.

As regard to expenditure incurred by other departments of States, separate ministry wise break up is not available. Therefore to arrive at the sub sector wise expenditure of other departments of States Governments, same ratio has been used as found in case of other departments' expenditure of education at the centre.

The above methodology has been adopted with the approval of Secretary (HE) in file No. 7-1/2008-P&M.

ANALYTICAL TABLES

Table No. (1) - Budgeted Expenditure on Education By Education Department and Other Departments

(Rs. in crore)

	2005 - 06 (Actual)			2006 - 07 (R E)			2007 - 08 (B E)		
	Expenditure on Education		Total	Expenditure on Education		Total	Expenditure on Education		Total
	Education Deptt.	Other Depts.		Education Deptt.	Other Depts.		Education Deptt.	Other Depts.	
1	2	3	4	5	6	7	8	9	10
<u>Centre</u>									
Revenue	17823.16	5386.61	23209.77	24249.00	6387.75	30636.75	32351.72	6990.86	39342.58
	(4.05)	(1.22)	(5.28)	(4.79)	(1.26)	(6.05)	(5.80)	(1.25)	(7.05)
Capital	1.36	0.00	1.36	1.50	0.00	1.50	2.50	0.00	2.50
	(0.00)	(0.00)	(0.00)	(0.00)	(0.00)	(0.00)	(0.00)	(0.00)	(0.00)
Loans and Advances	0.00	0.00	0.00	0.00	0.00	0.00	0.00	0.00	0.00
	(0.00)	(0.00)	(0.00)	(0.00)	(0.00)	(0.00)	(0.00)	(0.00)	(0.00)
Total	17824.52	5386.61	23211.13	24250.50	6387.75	30638.25	32354.22	6990.86	39345.08
	(3.52)	(1.06)	(4.59)	(4.17)	(1.10)	(5.27)	(4.75)	(1.03)	(5.78)
<u>States/UTs</u>									
Revenue	76660.54	13358.40	90018.94	91422.32	15962.97	107385.29	99310.36	18667.05	117977.41
	(17.04)	(2.97)	(20.01)	(16.59)	(2.90)	(19.49)	(16.26)	(3.06)	(19.31)
Capital	1141.60	0.00	1141.60	1685.28	0.00	1685.28	1902.40	0.00	1902.40
	(0.07)	(0.00)	(0.07)	(0.12)	(0.00)	(0.12)	(0.13)	(0.00)	(0.13)
Loans and Advances	17.15	0.00	17.15	13.56	0.00	13.56	12.46	0.00	12.46
	(0.10)	(0.00)	(0.10)	(0.07)	(0.00)	(0.07)	(0.06)	(0.00)	(0.06)
Total	77819.29	13358.40	91177.69	93121.16	15962.97	109084.13	101225.22	18667.05	119892.27
	(3.58)	(0.62)	(4.20)	(4.71)	(0.81)	(5.52)	(4.80)	(0.89)	(5.69)
<u>Total (Centre + States/UTs)</u>									
Revenue	94483.70	18745.01	113228.71	115671.32	22350.72	138022.04	131662.08	25657.91	157319.99
	(10.62)	(2.11)	(12.73)	(10.94)	(2.11)	(13.05)	(11.27)	(2.20)	(13.46)
Capital	1142.96	0.00	1142.96	1686.78	0.00	1686.78	1904.90	0.00	1904.90
	(0.06)	(0.00)	(0.06)	(0.11)	(0.00)	(0.11)	(0.12)	(0.00)	(0.12)
Loans and Advances	17.15	0.00	17.15	13.56	0.00	13.56	12.46	0.00	12.46
	(0.09)	(0.00)	(0.09)	(0.06)	(0.00)	(0.06)	(0.06)	(0.00)	(0.06)
Total	95643.81	18745.01	114388.82	117371.66	22350.72	139722.38	133579.44	25657.91	159237.35
	(3.57)	(0.70)	(4.27)	(4.59)	(0.87)	(5.46)	(4.79)	(0.92)	(5.71)

Note :- Figures in brackets indicate percentage to total budget of all Sectors.

Table No. (2) - Budgeted Expenditure (Plan and Non-Plan) by Education and Other Departments (Revenue Account)

(Rs. in crore)

2005 - 06 (Actual)			2006 - 07 (R E)			2007 - 08 (B E)			
Expenditure on Education		Total	Expenditure on Education		Total	Expenditure on Education		Total	
Education Deptt.	Other Deptt.		Education Deptt.	Other Deptt.		Education Deptt.	Other Deptt.		
1	2	3	4	5	6	7	8	9	10
<u>Centre</u>									
Plan	14552.52 (13.01)	3270.66 (2.92)	17823.18 (15.93)	20744.00 (14.35)	4084.09 (2.82)	24828.09 (17.17)	28671.50 (16.44)	4679.63 (2.68)	33351.13 (19.13)
Non Plan	3270.64 (1.00)	2115.95 (0.65)	5386.59 (1.64)	3505.00 (0.97)	2303.66 (0.64)	5808.66 (1.60)	3680.22 (0.96)	2311.23 (0.60)	5991.45 (1.56)
Total	17823.16 (4.05)	5386.61 (1.22)	23209.77 (5.28)	24249.00 (4.79)	6387.75 (1.26)	30636.75 (6.05)	32351.72 (5.80)	6990.86 (1.25)	39342.58 (7.05)
<u>States/UTs</u>									
Plan	8806.10 (12.17)	4986.43 (6.89)	13792.53 (19.05)	11375.29 (10.73)	6681.97 (6.30)	18057.26 (17.03)	11486.21 (8.95)	6975.77 (5.43)	18461.98 (14.38)
Non Plan	67854.44 (17.97)	8371.97 (2.22)	76226.41 (20.19)	80047.03 (17.99)	9281.00 (2.09)	89328.03 (20.08)	87824.15 (18.20)	11691.28 (2.42)	99515.43 (20.63)
Total	76660.54 (17.04)	13358.40 (2.97)	90018.94 (20.01)	91422.32 (16.59)	15962.97 (2.90)	107385.29 (19.49)	99310.36 (16.26)	18667.05 (3.06)	117977.41 (19.31)
<u>Total (Centre + States/UTs)</u>									
Plan	23358.62 (12.68)	8257.09 (4.48)	31615.71 (17.16)	32119.29 (12.82)	10766.06 (4.30)	42885.35 (17.11)	40157.71 (13.27)	11655.40 (3.85)	51813.11 (17.12)
Non Plan	71125.08 (10.08)	10487.92 (1.49)	81613.00 (11.57)	83552.03 (10.35)	11584.66 (1.44)	95136.69 (11.79)	91504.37 (10.57)	14002.51 (1.62)	105506.88 (12.18)
Total	94483.70 (10.62)	18745.01 (2.11)	113228.71 (12.73)	115671.32 (10.94)	22350.72 (2.11)	138022.04 (13.05)	131662.08 (11.27)	25657.91 (2.20)	157319.99 (13.46)

Note : - Figures in brackets indicate percentage to total budget of all Sectors.

Table (3) - Budgeted Expenditure (Education and Training) (Revenue Accounts)

(Rs. Crore)

1	2005-06			2006-07			2007-08		
	Center 2	States/Uts 3	Total 4	Center 5	States/Uts 6	Total 7	Center 8	States/Uts 9	Total 10
Education									
Education Deptt.	17823.16 (4.05)	76660.54 (17.04)	94483.70 (10.62)	24249.00 (4.79)	91422.32 (16.59)	115671.32 (10.94)	32351.72 (5.80)	99310.34 (16.26)	131662.06 (10.27)
Other Deptts.	4581.91 (1.04)	11498.27 (2.56)	16080.18 (1.81)	5451.27 (1.18)	13443.67 (2.44)	18894.94 (1.79)	6045.03 (1.08)	15554.52 (2.55)	21599.55 (1.85)
Total	22405.07 (5.09)	88158.81 (19.59)	110563.88 (12.43)	29700.27 (5.87)	104865.99 (19.03)	134566.26 (12.72)	38396.75 (6.88)	114864.86 (18.80)	153261.61 (13.12)
Training									
Formal	389.22 (0.09)	1834.53 (0.41)	2223.75 (0.25)	462.13 (0.09)	2483.60 (0.45)	2945.73 (0.28)	477.89 (0.09)	3066.89 (0.50)	3544.78 (0.30)
Informal	415.48 (0.09)	25.59 (0.01)	441.07 (0.05)	474.34 (0.09)	35.72 (0.01)	510.06 (0.05)	467.94 (0.08)	45.65 (0.01)	513.59 (0.04)
Total	804.70 (0.18)	1860.12 (0.42)	2664.82 (0.30)	936.47 (0.18)	2519.32 (0.46)	3455.79 (0.33)	945.83 (0.17)	3112.54 (0.51)	4058.37 (0.34)
Grand Total	23209.77 (5.28)	90018.93 (20.01)	113228.70 (12.73)	30636.74 (6.05)	107385.31 (19.49)	138022.05 (13.05)	39342.58 (7.05)	117977.40 (19.31)	157319.98 (13.46)

Note : - Figures in brackets indicate percentage to total budget of all Sectors.

Table No. 4 :- Budgeted Expenditure on Education by Education Department by Centre (Revenue Account)

(Rs. in crore)

Name of the Schemes	2005-06(Actual)			2006-2007 (R.E.)			2007-2008 (B.E.)		
	Plan	Non-Plan	Total	Plan	Non-Plan	Total	Plan	Non-Plan	Total
1	2	3	4	5	6	7	8	9	10
1 Elementary Education	11749.33	1.89	11751.22	16892.50	2.94	16895.44	18626.00	3.00	18629.00
2. Secondary Education	885.74	863.87	1749.61	1087.00	901.04	1988.04	3164.00	946.00	4110.00
3. Physical Education	0.00	0.65	0.65	0.00	0.00	0.00	0.00	0.00	0.00
4. University and Higher Education	813.34	1487.84	2301.18	1303.50	1602.56	2906.06	2416.00	1681.53	4097.53
5. Adult Education	241.81	1.65	243.46	235.50	2.06	237.56	401.00	2.22	403.22
6. Language Development	107.46	38.53	145.99	168.35	40.85	209.20	172.50 *	42.85	215.35
7. Scholarships	8.36	1.58	9.94	13.00	2.51	15.51	14.00	2.35	16.35
8. Book Promotion	11.24	7.52	18.76	22.50	8.50	31.00	11.50	8.90	20.40
9. Planning and Administration	4.70	43.68	48.38	14.39	49.34	63.73	16.50 #	51.34	67.84
10 Distance Learning	30.24	0.00	30.24	95.05	0.00	95.05	610.00	1.00	611.00
11 Technical Education	700.32	823.43	1523.74	912.21	895.20	1807.41	3240.00	941.03	4181.03
Total - Education	14552.52	3270.64	17823.16	20744.00	3505.00	24249.00	28671.50	3680.22	32351.72

* Excluding amount Rs. 1.50 crore transferred to M/o Urban Development for construction work.

Excluding amount Rs. 1 crore transferred to M/o Urban Development for construction work.

Name of the Schemes	2005-06(Actual)			2006-2007 (R.E.)			2007-2008 (B.E.)		
	Plan	Non-Plan	Total	Plan	Non-Plan	Total	Plan	Non-Plan	Total
1	2	3	4	5	6	7	8	9	10
<u>ELEMENTARY EDUCATION</u>									
1 Strengthening of Teachers Training Institutes	210.89	0.00	210.89	180.00	0.00	180.00	500.00	0.00	500.00
2 Shiksha Karmi Project in Rajasthan (EAP)	6.50	0.00	6.50	0.00	0.00	0.00	0.00	0.00	0.00
3 Mahila Samakhya (EAP)	19.07	0.00	19.07	26.00	0.00	26.00	34.00	0.00	34.00
4 National Council of Teacher Education	0.00	0.00	0.00	0.50	0.00	0.50	10.00	0.00	10.00
5 Bal Bhawan Society	4.50	1.89	6.39	6.00	2.94	8.94	7.00	3.00	10.00
6 District Primary Education Programme (EAP)	564.82	0.00	564.82	100.00	0.00	100.00	80.00	0.00	80.00
7 National Programme of Nutritional Support to Primary Education	3184.03	0.00	3184.03	5348.00	0.00	5348.00	7324.00	0.00	7324.00
8 Sarva Shiksha Abhiyan	7535.89	0.00	7535.89	11104.00	0.00	11104.00	10671.00	0.00	10671.00
9 Kasturba Gandhi Swatantra Vidyalaya	223.63	0.00	223.63	128.00	0.00	128.00	0.00	0.00	0.00
TOTAL-ELEMENTARY EDUCATION	11749.33	1.89	11751.22	16892.50	2.94	16895.44	18626.00	3.00	18629.00
<u>SECONDARY EDUCATION</u>									
1 N C E R T	19.00	56.13	75.13	35.00	59.03	94.03	40.00	61.95	101.95
2 Navodaya Vidyalayas	571.00	639.94	1210.94	653.50	165.15	818.65	710.00	173.40	883.40
3 Kendriya Vidyalayas	183.00	150.85	333.85	235.00	659.36	894.36	300.00	692.30	992.30
4 Vocationalisation of Education	10.87	0.00	10.87	20.00	0.00	20.00	20.00	0.00	20.00
5 Information Communication Technology in Schools	45.10	0.00	45.10	67.00	0.00	67.00	250.00	0.00	250.00
6 Integrated Education for Disabled Children	41.45	0.00	41.45	60.00	0.00	60.00	120.00	0.00	120.00
7 Quality Improvement in Schools	3.69	0.00	3.69	0.00	0.00	0.00	0.00	0.00	0.00
8 Tibetan School Society Admn.	3.60	15.30	18.90	4.50	15.60	20.10	6.00	16.35	22.35
9 Open School Programme	3.60	0.00	3.60	4.50	0.00	4.50	6.00	0.00	6.00
10 Access and Equity	3.94	0.00	3.94	6.50	0.00	6.50	10.00	0.00	10.00
11 Joint Indo Mongolian School	0.50	0.00	0.50	1.00	0.00	1.00	0.00	0.00	0.00
12 Scheme for Universal Access & Quality at the Secondary Education (SUCCESS)	0.00	0.00	0.00	0.00	0.00	0.00	1305.00	0.00	1305.00
13 National Scheme for Incentive to Girls for Secondary Education (SUCCESS)	0.00	0.00	0.00	0.00	0.00	0.00	1.00	0.00	1.00
14 Special Navodaya Vidyalaya	0.00	0.00	0.00	0.00	0.00	0.00	275.00	0.00	275.00
15 National Merit Scholarship Scheme(OSC)	0.00	0.00	0.00	0.00	0.00	0.00	120.00	0.00	120.00
16 Others	0.00	1.65	1.65	0.00	1.90	1.90	1.00	2.00	3.00
TOTAL-SECONDARY EDUCATION	885.74	863.87	1749.61	1087.00	901.04	1988.04	3164.00	946.00	4110.00

Name of the Schemes	2005-06(Actual)			2006-2007 (R.E.)			2007-2008 (B.E.)		
	Plan	Non-Plan	Total	Plan	Non-Plan	Total	Plan	Non-Plan	Total
1	2	3	4	5	6	7	8	9	10
PHYSICAL EDUCATION									
1 Promotion of Yoga	0.00	0.65	0.65	0.00	0.00	0.00	0.00	0.00	0.00
TOTAL-PHYSICAL EDUCATION	0.00	0.65	0.65	0.00	0.00	0.00	0.00	0.00	0.00
UNIVERSITY AND HIGHER EDUCATION									
1 U G C	786.30	1389.61	2175.91	1269.80	1560.70	2830.50	2374.00	1638.75	4012.75
2 Indian Council of Social Science Research	17.80	24.00	41.80	20.50	24.00	44.50	22.20	24.00	46.20
3 Indian Council of Historical Research	2.50	4.61	7.11	3.80	5.00	8.80	4.00	5.25	9.25
4 Association of Indian Universities	0.50	0.25	0.75	0.50	0.25	0.75	0.50	0.25	0.75
5 Establishment of Rural Universities	0.24	0.00	0.24	0.90	0.00	0.90	1.45	0.50	1.95
6 Dr. Zakir Hussain Memorial College, Delhi.	0.40	0.45	0.85	1.50	0.45	1.95	1.50	0.48	1.98
7 Grants to Shastri Indo-Canadian Institute	0.00	2.34	2.34	0.00	2.34	2.34	0.00	2.45	2.45
8 IAS, Shimla	1.64	3.30	4.94	2.00	4.00	6.00	2.40	4.00	6.40
9 Grants to Institution of Higher Learning of All India Importance	0.99	0.10	1.09	0.90	0.10	1.00	0.00	0.00	0.00
10 I C P R	1.45	2.23	3.68	2.00	2.50	4.50	2.20	2.50	4.70
11 Project of History of Indian Science, Philosophy of Culture	1.53	0.00	1.53	1.60	0.00	1.60	1.75	0.00	1.75
12 Setting up of Refinance Corporation/Students Loan Scheme	0.00	0.00	0.00	0.00	0.00	0.00	1.00	0.00	1.00
13 National Institute of Studies in Sri Guru Granth Sahib	0.00	0.00	0.00	0.00	0.00	0.00	5.00	0.00	5.00
14 Upgradation of Universities/Colleges	0.00	0.00	0.00	0.00	0.00	0.00	0.00	0.00	0.00
15 Improvement in salary scale of Universities & College Teachers.	0.00	58.00	58.00	0.00	0.00	0.00	0.00	0.01	0.01
16 National Programme for Women's Education	0.00	0.00	0.00	0.00	0.00	0.00	0.00	0.00	0.00
17 Others	0.00	2.95	2.95	0.00	3.22	3.22	0.00	3.34	3.34
TOTAL-UNIVERSITY AND HIGHER	813.34	1487.84	2301.18	1303.50	1602.56	2906.06	2416.00	1681.53	4097.53
ADULT EDUCATION									
1 Voluntary Organisation	14.81	0.00	14.81	20.90	0.00	20.90	73.00	0.00	73.00
2 Continuing Edu.for Neo Literate Activities	148.99	0.00	148.99	135.60	0.00	135.60	0.00	0.00	0.00
3 Technology Demonstration Voluntary Agencies & SRC	0.00	0.00	0.00	0.00	0.00	0.00	0.00	0.00	0.00
4 National Literacy Mission Authority	0.05	0.24	0.29	1.00	0.06	1.06	6.00	0.07	6.07
5 Literacy Campaigns and Operation Restoration	29.91	0.00	29.91	27.50	0.00	27.50	322.00	0.00	322.00
6 Directorate of Adult Education	4.73	1.41	6.14	8.00	1.65	9.65	0.00	1.78	1.78
7 Grants to Shramik Vidyapeeths	0.00	0.00	0.00	0.00	0.00	0.00	0.00	0.00	0.00
8 Population Education in Adult Education Programme (EAP)	1.24	0.00	1.24	0.00	0.00	0.00	0.00	0.00	0.00
9 National Institute of Adult Education	0.00	0.00	0.00	0.00	0.00	0.00	0.00	0.00	0.00
10 Jan Shikshan Sansthan	42.08	0.00	42.08	42.50	0.35	42.85	0.00	0.37	0.37
11 Cultural Exchange Programme in the field of Adult Education.	0.00	0.00	0.00	0.00	0.00	0.00	0.00	0.00	0.00
12 Others	0.00	0.00	0.00	0.00	0.00	0.00	0.00	0.00	0.00
TOTAL-ADULT EDUCATION	241.81	1.65	243.46	235.50	2.06	237.56	401.00	2.22	403.22

Name of the Schemes	2005-06(Actual)			2006-2007 (R.E.)			2007-2008 (B.E.)		
	Plan	Non-Plan	Total	Plan	Non-Plan	Total	Plan	Non-Plan	Total
1	2	3	4	5	6	7	8	9	10
LANGUAGE DEVELOPMENT									
1 Directorate of Hindi	6.87	5.39	12.26	8.00	5.76	13.76	9.00	6.04	15.04
2 Commission for Scientific and Technology Terminology	1.89	1.46	3.36	3.50	1.57	5.07	4.00	1.65	5.65
3 Grants to Hindi Shiksha Mandal, Agra.	3.00	6.56	9.56	4.50	7.05	11.55	17.00	7.40	24.40
4 Appointment and Training of Hindi Teachers in Non-Hindi Speaking States/Uts.	15.38	0.00	15.38	20.00	0.00	20.00	0.00	0.00	0.00
5 Assistance to Agencies for Education in Human Values	2.87	0.00	2.87	3.75	0.00	3.75	0.00	0.00	0.00
6 Area Intensive and Madarsa Modernization Programme	26.46	0.00	26.46	50.00	0.00	50.00	55.00	0.00	55.00
7 Regional Language Centre	0.00	0.00	0.00	0.00	0.00	0.00	0.00	0.00	0.00
8 National Council for Promotion of Urdu Language	11.53	0.00	11.53	16.60	0.00	16.60	17.40	0.00	17.40
9 Central Institute of Indian Language, Mysore.(Bhartiya Bhasha Sansthan).	8.37	7.82	16.20	11.83	7.87	19.70	24.10 *	8.26	32.36
10 National Council for Promotion of Sindhi.	0.60	0.00	0.60	1.00	0.00	1.00	1.00	0.00	1.00
11 Scheme of Financial Assistance to English Teaching Institutes and District Centre for English.	0.00	0.00	0.00	0.00	0.00	0.00	0.00	0.00	0.00
12 Financial Assistance to Regional Institute of English.	0.00	0.00	0.00	0.00	0.00	0.00	0.00	0.00	0.00
13 English Language Teaching Institutes and Other Organisations engaged in E.L.T.	0.00	0.00	0.00	0.00	0.00	0.00	0.00	0.00	0.00
14 Development of Tamil Language	0.48	0.00	0.48	2.82	0.00	2.82	5.00	0.00	5.00
15 Production of Books	0.00	0.80	0.80	0.00	0.75	0.75	0.00	0.75	0.75
16 CIEFL Schemes	3.78	0.00	3.78	4.00	0.00	4.00	4.00	0.00	4.00
17 National Commission for Indian Languages	0.00	0.00	0.00	0.00	0.00	0.00	0.00	0.00	0.00
18 Rashtriya Sanskrit Sansthan Tirupati	15.57	16.50	32.07	26.29	17.85	44.14	33.00	18.75	51.75
19 Grants to Rashtriya Veda Vidya Pratisthan.	0.25	0.00	0.25	1.70	0.00	1.70	3.00	0.00	3.00
20 Development of Sanskrit Education in States/Uts.	10.40	0.00	10.40	14.36	0.00	14.36	0.00	0.00	0.00
TOTAL-LANGUAGE DEVELOPMENT	107.46	38.53	145.99	168.35	40.85	209.20	172.50	42.85	215.35

Name of the Schemes	2005-06(Actual)			2006-2007 (R.E.)			2007-2008 (B.E.)		
	Plan	Non-Plan	Total	Plan	Non-Plan	Total	Plan	Non-Plan	Total
1	2	3	4	5	6	7	8	9	10
SCHOLARSHIP									
1 National Scholarships Schemes	0.00	0.00	0.00	0.00	0.00	0.00	0.00	0.00	0.00
2 Scholarships for Talented Children	0.00	0.00	0.00	0.00	0.00	0.00	0.00	0.00	0.00
3 National Merit Scholarship Scheme	8.36	0.00	8.36	13.00	0.00	13.00	0.00	0.00	0.00
4 Scholarship for College & University Students	0.00	0.00	0.00	0.00	0.00	0.00	14.00	0.00	14.00
TOTAL-SCHOLARSHIP	8.36	1.58	9.94	13.00	2.51	15.51	14.00	2.35	16.35
BOOK PROMOTION									
1 Grants to National Book Tust	9.50	7.52	17.02	17.97	8.50	26.47	7.15	8.90	16.05
2 Grants for Book Promotion Activities and Vol. Organisations.	1.33	0.00	1.33	0.53	0.00	0.53	0.00	0.00	0.00
3 Schemes for Intellectual Property, Education Research and Public Outreach.,	0.41	0.00	0.41	4.00	0.00	4.00	4.33	0.00	4.33
4 Internationl Copyright	0.00	0.00	0.00	0.00	0.00	0.00	0.00	0.00	0.00
5 Others	0.00	0.00	0.00	0.00	0.00	0.00	0.02	0.00	0.02
TOTAL-BOOK PROMOTION	11.24	7.52	18.76	22.50	8.50	31.00	11.50	8.90	20.40
PLANNING AND ADMINISTRATION									
INC/UNESCO									
1 Auroville Management	1.29	0.00	1.29	2.81	0.00	2.81	3.67	0.00	3.67
2 Contribution of UNESCO	0.00	0.00	0.00	0.00	0.00	0.00	0.00	0.00	0.00
3 Strengthneing of External Academic Relation	0.14	0.00	0.14	0.50	0.00	0.50	0.00	0.00	0.00
4 Re-organisation of the INC Library	0.00	0.00	0.00	0.10	0.00	0.10	0.00	0.00	0.00
5 Holding of Meetings of Committees /Conferences etc.	0.00	0.00	0.00	0.00	0.00	0.00	0.00	0.00	0.00
6 Strengthening of Vol. Organisations engaged in UNESCO Programme and Activities.	0.01	0.00	0.01	0.03	0.00	0.03	0.00	0.00	0.00
7 UNESCO Related Activities	0.00	0.00	0.00	0.00	0.00	0.00	2.80 #	0.00	2.80
8 Bharat Shiksha Kosh	0.00	0.00	0.00	0.00	0.00	0.00	0.00	0.00	0.00
9 Massion D I - L' inde Paris	0.00	0.00	0.00	0.00	0.00	0.00	0.00	0.00	0.00
10 Educational Development for NE States & Sikkim	0.00	0.00	0.00	0.00	0.00	0.00	0.00	0.00	0.00
TOTAL - INC/UNESCO	1.45	7.21	8.66	3.44	8.48	11.92	6.47	8.51	14.98
Secretariat									
11 Scheme for e-governance	0.00	28.92	28.92	0.00	31.35	31.35	1.20	32.94	34.14
Total- Secretariat	0.00	28.92	28.92	0.00	31.35	31.35	1.20	32.94	34.14
Planning Norms									
12 National University of Educational Planning and Administration (NUEPA)	2.44	2.72	5.16	5.00	2.70	7.70	8.83	2.84	11.67
13 Scheme of Studies, Seminars/Evaluation etc.	0.81	0.15	0.95	1.00	0.35	1.35	0.00	0.37	0.37
14 National Commission for Minority Educational Institutes	0.00	1.58	1.58	0.00	2.10	2.10	0.00	2.10	2.10
15 Statistics	0.00	0.00	0.00	0.00	0.00	0.00	0.00	0.00	0.00
16 Educational Institutions Abroad	0.00	3.09	3.09	0.00	4.36	4.36	0.00	4.58	4.58
17 Grant to Development of Education Portal	0.00	0.00	0.00	4.95	0.00	4.95	0.00	0.00	0.00
Total - Planning Norms	3.25	7.54	10.79	10.95	9.51	20.46	8.83	9.89	18.72
TOTAL- PLANNING AND ADMINISTRATION	4.70	43.68	48.38	14.39	49.34	63.73	16.50	51.34	67.84

Name of the Schemes	2005-06(Actual)			2006-2007 (R.E.)			2007-2008 (B.E.)		
	Plan	Non-Plan	Total	Plan	Non-Plan	Total	Plan	Non-Plan	Total
	2	3	4	5	6	7	8	9	10
26 Indian School of Mines, Dhanbad	6.50	15.61	22.11	17.00	16.65	33.65	66.98	17.50	84.48
27 Computer Software & Services	0.00	0.00	0.00	0.00	0.00	0.00	0.00	0.00	0.00
28 Tech. Education - Quality Improvement Programme of Government of India. Govt. of India	4.99	0.00	4.99	80.00	0.00	80.00	80.00	0.00	80.00
29 Research and Information Services	0.00	0.00	0.00	0.01	0.00	0.01	0.00	0.00	0.00
30 National Prg. For HRD in Information Technology	0.00	0.00	0.00	0.01	0.00	0.01	0.00	0.00	0.00
31 Modernisation and Removal of Obsolescence of Engineering Laboratories & Workshop	0.00	0.00	0.00	0.01	0.00	0.01	0.00	0.00	0.00
31 Trust Area for Technical Education	0.00	0.00	0.00	0.01	0.00	0.01	0.00	0.00	0.00
32 Support to New and Emerging Technology Areas	3.00	0.00	3.00	0.01	0.00	0.01	0.00	0.00	0.00
33 Support for Distance Education and Web-based Learning	0.00	0.00	0.00	5.97	0.00	5.97	0.00	0.00	0.00
34 Support for Networking of Instts. For Optimization of Resources.	0.00	0.00	0.00	0.00	0.00	0.00	0.00	0.00	0.00
35 International Technical Co-operation	0.75	0.00	0.75	0.80	0.01	0.81	0.00	0.01	0.01
36 New Indian Institute of Information Technology	0.00	0.00	0.00	0.01	0.00	0.01	1.00	0.00	1.00
37 New Indian Institute of Technology	0.00	0.00	0.00	0.00	0.00	0.00	80.00	0.00	80.00
38 New School of Planning & Architecture	0.00	0.00	0.00	0.01	0.00	0.01	1.00	0.00	1.00
39 Assistance to States for Upgradation of Existing/Setting of New Polytechnics.	0.00	0.00	0.00	0.41	0.00	0.41	50.00	0.00	50.00
40 Indian Instt. Of Information Tec., Design & Manufacturing, Kanchipuram.	0.00	0.00	0.00	0.01	0.00	0.01	2.00	0.00	2.00
41 Indian National Digital Library in Engg. Science & Tech. Consortium.	0.00	22.00	22.00	0.00	22.00	22.00	0.00	23.00	23.00
42 Setting up New Polytechnics	0.00	0.00	0.00	0.00	0.00	0.00	0.00	0.00	0.00
43 Infrastructure Development Prog. In Polytechnics	0.00	0.00	0.00	0.00	0.00	0.00	0.00	0.00	0.00
44 Central Institute of Technology, Kokrajhar	0.00	0.00	0.00	5.00	0.00	5.00	5.50	0.00	5.50
45 Indian Instt. Of Information Tec., Jabalpur	6.00	0.00	6.00	10.00	0.00	10.00	25.00	0.00	25.00
46 Indian Institute of Science for education Research of Pune & Kolkata	6.00	0.00	6.00	20.00	0.00	20.00	125.00	0.00	125.00
Other Programme	0.00	0.00	0.00	0.00	0.00	0.00	0.52	0.00	0.52
TOTAL-TECHNICAL EDUCATION	700.32	823.43	1523.74	912.21	895.20	1807.41	3240.00	941.03	4181.03

* Excluding amount Rs. 1.50 crore transferred to M/o Urban Development for construction work.

Excluding amount Rs. 1 crore transferred to M/o Urban Development for construction work.

Table No. 4 :- Budgeted Expenditure on Education by Education Department by Centre (Revenue Account)

(Rs. in crore)

Name of the Schemes	2005-06(Actual)			2006-2007 (R.E.)			2007-2008 (B.E.)		
	Plan	Non-Plan	Total	Plan	Non-Plan	Total	Plan	Non-Plan	Total
1	2	3	4	5	6	7	8	9	10
1 Elementary Education	11749.33	1.89	11751.22	16892.50	2.94	16895.44	18626.00	3.00	18629.00
2. Secondary Education	885.74	863.87	1749.61	1087.00	901.04	1988.04	3164.00	946.00	4110.00
3. Physical Education	0.00	0.65	0.65	0.00	0.00	0.00	0.00	0.00	0.00
4. University and Higher Education	813.34	1487.84	2301.18	1303.50	1602.56	2906.06	2416.00	1681.53	4097.53
5. Adult Education	241.81	1.65	243.46	235.50	2.06	237.56	401.00	2.22	403.22
6. Language Development	107.46	38.53	145.99	168.35	40.85	209.20	172.50 *	42.85	215.35
7. Scholarships	8.36	1.58	9.94	13.00	2.51	15.51	14.00	2.35	16.35
8. Book Promotion	11.24	7.52	18.76	22.50	8.50	31.00	11.50	8.90	20.40
9. Planning and Administration	4.70	43.68	48.38	14.39	49.34	63.73	16.50 #	51.34	67.84
10 Distance Learning	30.24	0.00	30.24	95.05	0.00	95.05	610.00	1.00	611.00
11 Technical Education	700.32	823.43	1523.74	912.21	895.20	1807.41	3240.00	941.03	4181.03
Total - Education	14552.52	3270.64	17823.16	20744.00	3505.00	24249.00	28671.50	3680.22	32351.72

* Excluding amount Rs. 1.50 crore transferred to M/o Urban Development for construction work.

Excluding amount Rs. 1 crore transferred to M/o Urban Development for construction work.

Table 5:- Statement Indicating the Public Expenditure on Education

S.No.	Year	G D P at current prices (at factor cost)(Rs. in crore)	Total Expenditure on Education(Rs. in crore)			Total Expenditure on Education (As % of GDP)		
			States	Centre	Total (States+Centre)	States	Centre	Total (States+Centre)
1	2	3	4	5	6	7	8	9
1	2000-01	1925416	72290.53	10195.95	82486.48	3.75	0.53	4.28
2	2001-02	2100187	65746.18	14119.52	79865.70	3.13	0.67	3.80
3	2002-03	2265304	69350.73	16156.61	85507.34	3.06	0.71	3.77
4	2003-04	2549418	71978.28	17100.97	89079.25	2.82	0.67	3.49
5	2004-05	2855933	78668.14	18025.96	96694.10	2.75	0.63	3.39
6	2005-06	3275670 p	90018.94	23209.77	113228.71	2.75	0.71	3.46 p
7	2006-07 (RE)	3790063 q	107385.29	30636.75	138022.04	2.83	0.81	3.64 p
8	2007-08 (BE)	4283040 a	117977.41	39342.58	157319.99	2.75	0.92	3.67 p

q= quick estimates

p= provisional estimates

a= advance estimates

RE = Revised Estimates

BE = Budgeted Expenditure

Note:- GDP figures are on the base year 1999-00 series.

Source : GDP figures are taken from National Accounts Statistics published by C S O.

Table 6 :- Statement indicating the sector-wise Public Expenditure on Education as percentage of GDP for States/UTs and Centre

S.No. Name of the Sector	Expenditure (Rs in crore)			Expenditure as % of GDP		
	States/UTs.	Centre	Total	States/UTs.	Centre	Total
Year 2005-06(Actuals) GDP :- Rs. 3275670 crore(provisional)						
1 Elementary Education	40241.17	12481.24	52722.41	1.23	0.38	1.61
2 Secondary Education	27076.77	2143.35	29220.12	0.83	0.07	0.89
3 University & Higher Education	16594.54	5277.41	21871.95	0.51	0.16	0.67
4 Adlut Education	152.70	243.46	396.16	0.00	0.01	0.01
5 Technical Education	5953.75	3064.32	9018.07	0.18	0.09	0.28
Total (Education)	90018.93	23209.77	113228.70	2.75	0.71	3.46
Year 2006-07(RE) GDP :- Rs. 3790063 crore(quick estimates)						
1 Elementary Education	47956.33	17758.23	65714.56	1.27	0.47	1.73
2 Secondary Education	32590.75	2452.62	35043.37	0.86	0.06	0.92
3 University & Higher Education	19916.76	6718.83	26635.59	0.53	0.18	0.70
4 Adlut Education	184.01	237.56	421.57	0.00	0.01	0.01
5 Technical Education	6737.47	3469.50	10206.97	0.18	0.09	0.27
Total (Education)	107385.31	30636.75	138022.06	2.83	0.81	3.64
Year 2007-08(BE) GDP :- Rs. 4283040 crore(advance estimates)						
1 Elementary Education	52943.51	19636.13	72579.64	1.24	0.46	1.69
2 Secondary Education	35227.56	4676.51	39904.07	0.82	0.11	0.93
3 University & Higher Education	21600.19	8506.42	30106.61	0.50	0.20	0.70
4 Adlut Education	188.56	403.22	591.78	0.00	0.01	0.01
5 Technical Education	8017.57	6120.29	14137.86	0.19	0.14	0.33
Total (Education)	117977.39	39342.58	157319.97	2.75	0.92	3.67

Table (7) :- Relationship Between Budgeted Expenditure on Education and Gross State Domestic Product (GSDP) of States/UTs.

State/ UTs.	Year	Gross State Domestic Product at current prices at factor cost on base year 1999-00 (Rs. In crore)	%age of education & Training budget to Total Revenue Budget	%age of total Budget (Rev.) to GSDP	%age to total budget Exp. On Education Dept. (Rev.) to GSDP	%age to total budget Exp. On Education Dept. and Other Depts.(Rev.) to GSDP	
1	2	3	4	5	6	7	8
1 Andhra Pradesh	2006-07	269173	18.03	16.79	2.18	3.03	
2 Arunachal Pr.	2005-06	2987	12.55	55.83	6.75	7.01	
3 Assam	2006-07	65033	22.02	25.60	5.36	5.64	
4 Bihar	2006-07	94251	22.87	24.95	5.30	5.70	
5 Chhattisgarh	2005-06	51921	22.36	14.36	2.29	3.21	
6 Goa	2005-06	12400	15.97	17.67	2.37	2.82	
7 Gujarat	2005-06	216651	18.71	11.75	1.87	2.20	
8 Haryana	2006-07	126475	15.67	13.10	1.67	2.05	
9 Himachal Pradesh	2006-07	28298	19.53	24.74	4.40	4.83	
10 Jammu and Kashmir	2004-05	24265	9.50	33.74	2.77	3.20	
11 Jharkhand	2006-07	69752	21.16	16.11	2.83	3.41	
12 Karnataka	2005-06	170741	19.02	16.42	2.78	3.12	
13 Kerala	2006-07	132739	22.47	18.75	3.60	4.21	
14 Madhya Pradesh	2006-07	128202	18.78	18.02	2.68	3.38	
15 Maharashtra	2005-06	432413	24.27	12.09	2.44	2.93	
16 Manipur	2006-07	6438	16.92	34.36	5.16	5.82	
17 Meghalaya	2006-07	7052	16.93	30.03	4.32	5.08	
18 Mizoram	2006-07	2985	16.07	60.87	8.69	9.78	
19 Nagaland	2004-05	5346	13.92	31.51	4.11	4.39	
20 Orissa	2006-07	91151	16.75	18.54	2.74	3.11	
21 Punjab	2006-07	123397	12.45	17.88	2.01	2.23	
22 Rajasthan	2006-07	142036	20.02	17.84	3.37	3.57	
23 Sikkim	2006-07	3040	10.84	64.73	6.24	7.01	
24 Tamil Nadu	2006-07	246266	19.48	16.53	2.73	3.22	
25 Tripura	2005-06	9124	19.47	26.21	4.72	5.10	
27 Uttaranchal	2006-07	29881	21.97	21.70	4.26	4.77	
26 Uttar Pradesh	2006-07	312832	20.76	18.12	3.08	3.76	
28 West Bengal	2005-06	236044	18.52	13.18	2.29	2.44	
29 A & N Islands	2005-06	1562	8.21	93.05	7.03	7.64	
30 Chandigarh	2005-06	9872	21.28	11.04	1.74	2.35	
31 Delhi	2005-06	105385	25.46	6.18	1.46	1.57	
32 Pondicherry	2006-07	6299	16.70	30.75	3.34	5.14	
ALL INDIA	2007-08	4283040 a	13.46	27.29	3.07	3.67	
		(GDP)		(% GDP)	(% GDP)	(% GDP)	

a = Advance Estimates * **provisional**

of States/UTs

**Table No. (8) - Percentage of Capital Expenditure on Education
To Total Budget (Capital Account) State - Wise**

States/UTs.	% of Capital Expenditure on Education to Total Capital Expenditure Outside Revenue Account			% of Loans for Education to Total Loans and Advances			
	2005-06 (Actual)	2006-07 (R.E.)	2007-08 (B.E.)	2005-06 (Actual)	2006-07 (R.E.)	2007-08 (B.E.)	
1	2	3	4	5	6	7	8
1 Andhra Pradesh	0.02	0.12	0.24	0.26	0.00	0.00	
2 Arunachal Pradesh	0.46	0.76	0.16	0.00	0.00	0.00	
3 Assam	0.01	0.00	0.00	0.00	0.00	0.00	
4 Bihar	0.03	0.62	0.50	0.00	0.00	0.00	
5 Chhattisgarh	0.16	0.51	0.50	5.93	0.06	0.00	
6 Goa	0.06	0.61	0.67	18.01	43.11	27.14	
7 Gujarat	0.02	0.06	0.20	0.00	0.00	0.00	
8 Haryana	0.02	0.03	0.02	0.00	0.00	0.00	
9 Himachal Pradesh	0.16	1.90	2.18	0.00	0.00	0.00	
10 Jammu and Kashmir	0.00	2.09	1.43	0.00	0.00	0.00	
11 Jharkhand	0.87	1.03	0.98	0.00	0.00	0.00	
12 Karnataka	0.04	0.23	0.58	0.00	0.00	0.00	
13 Kerala	0.08	0.04	0.01	0.00	0.00	0.00	
14 Madhya Pradesh	0.06	0.05	0.09	0.72	0.05	0.00	
15 Maharashtra	0.01	0.02	0.02	0.00	0.00	0.00	
16 Manipur	0.10	0.53	0.10	0.00	0.00	0.00	
17 Meghalaya	0.00	0.02	0.12	0.00	0.00	0.00	
18 Mizoram	0.30	0.15	0.17	0.00	0.00	0.00	
19 Nagaland	0.08	0.71	0.50	0.00	0.00	0.00	
20 Orissa	0.00	0.00	0.00	0.00	0.00	0.00	
21 Punjab	0.04	0.01	0.12	0.00	0.00	0.00	
22 Rajasthan	0.04	0.07	0.07	0.00	0.00	0.00	
23 Sikkim	0.69	1.42	0.59	0.00	0.00	0.00	
24 Tamil Nadu	0.16	0.13	0.18	0.00	0.00	0.00	
25 Tripura	0.39	0.73	0.32	0.00	0.00	0.00	
26 Uttaranchal	0.14	0.91	0.95	0.00	0.00	0.00	
27 Uttar Pradesh	0.06	0.09	0.02	1.15	1.06	0.98	
28 West Bengal	0.01	0.02	0.04	0.00	0.00	0.00	
Total States	0.06	0.11	0.11	0.26	0.09	0.08	
29 A and N Islands	6.25	2.92	2.00	0.00	0.00	0.00	
30 Chandigarh	2.79	4.19	3.90	0.00	0.00	0.00	
31 D. & N. Haveli	5.33	5.71	3.94	0.00	0.00	0.00	
32 Daman & Diu	6.12	6.46	5.16	0.00	0.00	0.00	
33 Delhi	0.65	2.91	1.94	0.00	0.00	0.00	
34 Lakshadweep	4.79	0.77	2.13	0.00	0.00	0.00	
35 Pondicherry	2.27	1.55	8.95	0.00	0.00	0.00	
Total UTs.	0.92	2.75	2.15	0.00	0.00	0.00	
Total (States/UTs)	0.07	0.12	0.13	0.21	0.07	0.06	

Table 9:-Total Budget (States and Centre)(Revenue, Capitals and Loan & Advances)

(Rs.in crore)

	2005-06			2006-07			2007-08		
	Plan	Non-Plan	Total	Plan	Non-Plan	Total	Plan	Non-Plan	Total
1	2	3	4	5	6	7	8	9	10
<u>REVENUE</u>									
States	69626.29	368407.61	438033.90	102597.35	434397.25	536994.6	123501.20	471258.74	594759.94
UTs.	2761.83	9157.23	11919.06	3431.41	10477.00	13908.41	4860.44	11207.65	16068.09
Total(States/UTs.)	72388.12	377564.84	449952.96	106028.76	444874.25	550903.01	128361.64	482466.39	610828.03
Centre	111858.00	327903.00	439761.00	144584.00	362183.00	506767	174354.00	383546.00	557900
TOTAL (Centre+States)	184246.12	705467.84	889713.96	250612.76	807057.25	1057670.01	302715.64	866012.39	1168728.03
<u>CAPITALS</u>									
States	69340.85	1622702.32	1692043.17	98526.92	1301843.12	1400370.04	110757.01	1355675.17	1466432.18
UTs.	2520.82	10192.90	12713.72	3262.77	4109.84	7372.61	8917.14	1383.84	10300.98
Total(States/UTs.)	71861.67	1632895.22	1704756.89	101789.69	1305952.96	1407742.65	119674.15	1357059.01	1476733.16
Centre	27703.00	36176.00	63879.00	27093.00	44976.00	72069	30423.00	90911.00	121334
TOTAL (Centre+States)	99564.67	1669071.22	1768635.89	128882.69	1350928.96	1479811.65	150097.15	1447970.01	1598067.16
<u>LOAN & ADVANCES</u>									
States	5780.38	8644.04	14424.42	7837.77	7103.01	14940.78	11768.78	4424.57	16193.35
UTs.	1216.52	1691.49	2908.01	1142.52	2160.93	3303.45	2322.40	1676.56	3998.96
Total(States/UTs.)	6996.90	10335.53	17332.43	8980.29	9263.94	18244.23	14091.18	6101.13	20192.31
Centre	1077.00	1406.00	2483.00	1053.00	1748.00	2801	323.00	964.00	1287
TOTAL (Centre+States)	8073.90	11741.53	19815.43	10033.29	11011.94	21045.23	14414.18	7065.13	21479.31

APPENDICES

STATISTICAL

STATEMENTS

STATEMENT NO.(1): BUDGET PROVISION FOR EDUCATION & TRAINING AT THE CENTRE (REVENUE ACCOUNT)

SCHEME: EDUCATION

(RUPEES IN THOUSANDS)

S.No.	MINISTRY/DEPARTMENT	2005-06 (ACTUALS)			2006-07 (R.E.)			2007-08 (B.E.)		
		PLAN	NON-PLAN	TOTAL	PLAN	NON-PLAN	TOTAL	PLAN	NON-PLAN	TOTAL
1	MINISTRY OF RAILWAYS	...	880020	880020	...	1004603	1004603	...	1130408	1130408
2	MINISTRY OF AGRICULTURE	9729500	7178000	16907500	13790000	7751700	21541700	13045000	7694000	20739000
3	MINISTRY OF CIVIL AVIATION
4	MINISTRY OF FINANCE
5	MINISTRY OF DEFENCE	...	464335	464335	...	357965	357965	...	378273	378273
6	MINISTRY OF HOME AFFAIRS
7	MINISTRY OF EXTERNAL AFFAIRS
8	MINISTRY OF ENVIRONMENT & FORESTS	708867	207655	916522	798600	249228	1047828	738000	239606	977606
9	MINISTRY OF HEALTH & FAMILY WELFARE	7150354	6035831	13186185	7485500	6479330	13964830	8825000	6691630	15516630
10	MINISTRY OF INFORMATION & BROADCASTING	9862	25092	34954	18600	29408	48008	15000	30900	45900
11	MINISTRY OF POWER
12	MINISTRY OF RURAL DEVELOPMENT
13	MINISTRY OF PUNCHAYAT RAJ
14	MINISTRY OF SCIENCE AND TECHNOLOGY	1000000	...	1000000
15	MINISTRY OF SMALL SCALE INDUSTRIES
16	MINISTRY OF LABOUR AND EMPLOYMENT	129195	656825	786020	109800	700089	809889
17	M/O SHIPPING, ROAD TRANSPORT & HIGHWAYS
18	MINISTRY OF SOCIAL JUSTICE & EMPOWERMENT	700578	231379	931957	984400	240700	1225100	1686300	258500	1944800
19	MINISTRY OF TOURISM
20	MINISTRY OF CULTURE	3427928	3027688	6455616	3739700	3600000	7339700	5070000	3756100	8826100
21	MINISTRY OF TRIBAL WELFARE	507114	2770	509884	1186000	4000	1190000	1909800	9000	1918800
22	MINISTRY OF URBAN DEVELOPMENT	...	59159	59159	...	59000	59000	...	63000	63000
23	MINISTRY OF WATER RESOURCES
24	MINISTRY OF YOUTH AFFAIRS & SPORTS	3843226	644887	4488113	4964900	737400	5702300	6732440	799700	7532140
25	M/O CONSUMER AFFAIRS, FOOD & PUB. DISTRIBUTION	2062	136772	138834	3600	164217	167817	123000	184625	307625
26	MINISTRY OF EARTH SCIENCE
27	MINISTRY OF MINES
28	MINISTRY OF DEVELOPMENT OF N. E. REGION
29	DEPARTMENT OF WOMEN AND CHILD DEVELOPMENT	60000	...	60000	54000	...	54000	70000	...	70000
30	DEPARTMENT OF EDUCATION (BOTH DEPTS.)	145525237	32706397	178231634	207440000	35050000	242490000	286715000	36802200	323517200
	TOTAL	171793923	52256810	224050733	240575100	56427640	297002740	325929540	58037942	383967482

..NICNET..

STATEMENT NO.(1): BUDGET PROVISION FOR EDUCATION & TRAINING AT THE CENTRE (REVENUE ACCOUNT)

SCHEME: TRAINING (FORMAL)

(RUPEES IN THOUSANDS)

S.No.	MINISTRY/DEPARTMENT	2005-06 (ACTUALS)			2006-07 (R.E.)			2007-08 (B.E.)		
		PLAN	NON-PLAN	TOTAL	PLAN	NON-PLAN	TOTAL	PLAN	NON-PLAN	TOTAL
1	MINISTRY OF RAILWAYS
2	MINISTRY OF AGRICULTURE	58193	116806	174999	73100	142325	215425	49500	151902	201402
3	MINISTRY OF CIVIL AVIATION	...	5395	5395	...	7175	7175	...	7485	7485
4	MINISTRY OF FINANCE	4550	...	4550	6300	...	6300	10000	...	10000
5	MINISTRY OF DEFENCE	...	153542	153542	...	162846	162846	...	172091	172091
6	MINISTRY OF HOME AFFAIRS	2415	320787	323202	21000	373567	394567	17000	402002	419002
7	MINISTRY OF EXTERNAL AFFAIRS	...	24942	24942	...	37700	37700	...	73500	73500
8	MINISTRY OF ENVIRONMENT & FORESTS	387467	6423	393890	437600	7821	445421	331200	8480	339680
9	MINISTRY OF HEALTH & FAMILY WELFARE	309173	259131	568304	458800	312200	771000	581300	347100	928400
10	MINISTRY OF INFORMATION & BROADCASTING
11	MINISTRY OF POWER	...	2361	2361	...	5300	5300	...	4700	4700
12	MINISTRY OF RURAL DEVELOPMENT	314426	80200	394626	300500	88600	389100	90000	90000	180000
13	MINISTRY OF PUNCHAYAT RAJ	98695	...	98695	249500	...	249500	330000	...	330000
14	MINISTRY OF SCIENCE AND TECHNOLOGY	27765	67549	95314	25000	...	25000	20000	...	20000
15	MINISTRY OF SMALL SCALE INDUSTRIES	60860	...	60860	86700	...	86700
16	MINISTRY OF LABOUR AND EMPLOYMENT
17	M/O SHIPPING, ROAD TRANSPORT & HIGHWAYS	10000	112763	122763	10000	...	10000	10000	...	10000
18	MINISTRY OF SOCIAL JUSTICE & EMPOWERMENT
19	MINISTRY OF TOURISM	319740	2500	322240	570000	6000	576000	620000	6000	626000
20	MINISTRY OF CULTURE
21	MINISTRY OF TRIBAL WELFARE
22	MINISTRY OF URBAN DEVELOPMENT	39173	27431	66604	...	35100	35100	36000	42500	78500
23	MINISTRY OF WATER RESOURCES	19635	227944	247579	21700	238400	260100	25000	255400	280400
24	MINISTRY OF YOUTH AFFAIRS & SPORTS
25	M/O CONSUMER AFFAIRS, FOOD & PUB. DISTRIBU.
26	MINISTRY OF EARTH SIENCE	6470	12670	19140	8400	19500	27900	7435	20320	27755
27	MINISTRY OF MINES	7979	...	7979	8000	...	8000	10000	...	10000
28	MINISTRY OF DEVELOPMENT OF N. E. REGION
29	DEPARTMENT OF WOMEN AND CHILD DEVELOPMENT	805166	...	805166	908200	...	908200	1060000	...	1060000
30	DEPARTMENT OF EDUCATION (BOTH DEPTS.)
TOTAL		2471707	1420444	3892151	3184800	1436534	4621334	3197435	1581480	4778915

..NICNET..

STATEMENT NO.(1): BUDGET PROVISION FOR EDUCATION & TRAINING AT THE CENTRE (REVENUE ACCOUNT)

SCHEME: TRAINING (INFORMAL)

(RUPEES IN THOUSANDS)

S.No.	MINISTRY/DEPARTMENT	2005-06 (ACTUALS)			2006-07 (R.E.)			2007-08 (B.E.)		
		PLAN	NON-PLAN	TOTAL	PLAN	NON-PLAN	TOTAL	PLAN	NON-PLAN	TOTAL
1	MINISTRY OF RAILWAYS
2	MINISTRY OF AGRICULTURE	121000	...	121000	219950	...	219950	84500	...	84500
3	MINISTRY OF CIVIL AVIATION
4	MINISTRY OF FINANCE
5	MINISTRY OF DEFENCE
6	MINISTRY OF HOME AFFAIRS
7	MINISTRY OF EXTERNAL AFFAIRS	...	9027	9027	...	16000	16000	...	66000	66000
8	MINISTRY OF ENVIRONMENT & FORESTS
9	MINISTRY OF HEALTH & FAMILY WELFARE	1250770	130967	1381737	1475300	156400	1631700	1610000	177200	1787200
10	MINISTRY OF INFORMATION & BROADCASTING	3492	47457	50949	5300	47995	53295	1200	49895	51095
11	MINISTRY OF POWER
12	MINISTRY OF RURAL DEVELOPMENT	163566	...	163566	144800	...	144800	48000	...	48000
13	MINISTRY OF PUNCHAYAT RAJ	30000	...	30000	7000	...	7000
14	MINISTRY OF SCIENCE AND TECHNOLOGY
15	MINISTRY OF SMALL SCALE INDUSTRIES
16	MINISTRY OF LABOUR AND EMPLOYMENT
17	M/O SHIPPING, ROAD TRANSPORT & HIGHWAYS
18	MINISTRY OF SOCIAL JUSTICE & EMPOWERMENT
19	MINISTRY OF TOURISM	2219976	1142	2221118	2380000	2000	2382000	2380000	2000	2382000
20	MINISTRY OF CULTURE
21	MINISTRY OF TRIBAL WELFARE	13681	...	13681	25300	...	25300	33600	...	33600
22	MINISTRY OF URBAN DEVELOPMENT
23	MINISTRY OF WATER RESOURCES	26571	...	26571	45350	...	45350	20000	...	20000
24	MINISTRY OF YOUTH AFFAIRS & SPORTS
25	M/O CONSUMER AFFAIRS, FOOD & PUB. DISTRIBU.
26	MINISTRY OF EARTH SIENCE
27	MINISTRY OF MINES
28	MINISTRY OF DEVELOPMENT OF N. E. REGION	47052	...	47052	60000	...	60000	65000	...	65000
29	DEPARTMENT OF WOMEN AND CHILD DEVELOPMENT	120092	...	120092	135000	...	135000	135000	...	135000
30	DEPARTMENT OF EDUCATION (BOTH DEPTS.)
TOTAL		3966200	188593	4154793	4521000	222395	4743395	4384300	295095	4679395

..NICNET..

STATEMENT NO.(1): BUDGET PROVISION FOR EDUCATION & TRAINING AT THE CENTRE (REVENUE ACCOUNT)

SCHEME: TOTAL

(RUPEES IN THOUSANDS)

S.No.	MINISTRY/DEPARTMENT	2005-06 (ACTUALS)			2006-07 (R.E.)			2007-08 (B.E.)		
		PLAN	NON-PLAN	TOTAL	PLAN	NON-PLAN	TOTAL	PLAN	NON-PLAN	TOTAL
1	MINISTRY OF RAILWAYS	...	880020	880020	...	1004603	1004603	...	1130408	1130408
2	MINISTRY OF AGRICULTURE	9908693	7294806	17203499	14083050	7894025	21977075	13179000	7845902	21024902
3	MINISTRY OF CIVIL AVIATION	...	5395	5395	...	7175	7175	...	7485	7485
4	MINISTRY OF FINANCE	4550	...	4550	6300	...	6300	10000	...	10000
5	MINISTRY OF DEFENCE	...	617877	617877	...	520811	520811	...	550364	550364
6	MINISTRY OF HOME AFFAIRS	2415	320787	323202	21000	373567	394567	17000	402002	419002
7	MINISTRY OF EXTERNAL AFFAIRS	...	33969	33969	...	53700	53700	...	139500	139500
8	MINISTRY OF ENVIRONMENT & FORESTS	1096334	214078	1310412	1236200	257049	1493249	1069200	248086	1317286
9	MINISTRY OF HEALTH & FAMILY WELFARE	8710297	6425929	15136226	9419600	6947930	16367530	11016300	7215930	18232230
10	MINISTRY OF INFORMATION & BROADCASTING	13354	72549	85903	23900	77403	101303	16200	80795	96995
11	MINISTRY OF POWER	...	2361	2361	...	5300	5300	...	4700	4700
12	MINISTRY OF RURAL DEVELOPMENT	477992	80200	558192	445300	88600	533900	138000	90000	228000
13	MINISTRY OF PUNCHAYAT RAJ	98695	...	98695	279500	...	279500	337000	...	337000
14	MINISTRY OF SCIENCE AND TECHNOLOGY	27765	67549	95314	25000	...	25000	1020000	...	1020000
15	MINISTRY OF SMALL SCALE INDUSTRIES	60860	...	60860	86700	...	86700
16	MINISTRY OF LABOUR AND EMPLOYMENT	129195	656825	786020	109800	700089	809889
17	M/O SHIPPING, ROAD TRANSPORT & HIGHWAYS	10000	112763	122763	10000	...	10000	10000	...	10000
18	MINISTRY OF SOCIAL JUSTICE & EMPOWERMENT	700578	231379	931957	984400	240700	1225100	1686300	258500	1944800
19	MINISTRY OF TOURISM	2539716	3642	2543358	2950000	8000	2958000	3000000	8000	3008000
20	MINISTRY OF CULTURE	3427928	3027688	6455616	3739700	3600000	7339700	5070000	3756100	8826100
21	MINISTRY OF TRIBAL WELFARE	520795	2770	523565	1211300	4000	1215300	1943400	9000	1952400
22	MINISTRY OF URBAN DEVELOPMENT	39173	86590	125763	...	94100	94100	36000	105500	141500
23	MINISTRY OF WATER RESOURCES	46206	227944	274150	67050	238400	305450	45000	255400	300400
24	MINISTRY OF YOUTH AFFAIRS & SPORTS	3843226	644887	4488113	4964900	737400	5702300	6732440	799700	7532140
25	M/O CONSUMER AFFAIRS, FOOD & PUB. DISTRIBU.	2062	136772	138834	3600	164217	167817	123000	184625	307625
26	MINISTRY OF EARTH SIENCE	6470	12670	19140	8400	19500	27900	7435	20320	27755
27	MINISTRY OF MINES	7979	...	7979	8000	...	8000	10000	...	10000
28	MINISTRY OF DEVELOPMENT OF N. E. REGION	47052	...	47052	60000	...	60000	65000	...	65000
29	DEPARTMENT OF WOMEN AND CHILD DEVELOPMENT	985258	...	985258	1097200	...	1097200	1265000	...	1265000
30	DEPARTMENT OF EDUCATION (BOTH DEPTS.)	145525237	32706397	178231634	207440000	35050000	242490000	286715000	36802200	323517200
	TOTAL	178231830	53865847	232097677	248280900	58086569	306367469	333511275	59914517	393425792

..NICNET..

STATEMENT NO. (2): BUDGET EXPENDITURE ON EDUCATION & TRAINING BY EDUCATION & OTHER DEPARTMENTS (REVENUE ACCOUNT)

BUDGET : 2005-06 (ACTUAL)

(RUPEES IN THOUSANDS)

S. NO.	STATE / UNION TERRITORY	EDUCATION DEPARTMENT	OTHER DEPARTMENTS			GRAND TOTAL	
			EDUCATION	FORMAL	INFORMAL		TOTAL
1	ANDHRA PRADESH	50506354.00	16940648.00	1144896.00	32567.00	18118111.00	68624465.00
2	ARUNACHAL PRADESH	2016911.00	38057.00	37596.00	761.00	76414.00	2093325.00
3	ASSAM	24302243.00	563770.00	307274.00	20200.00	891244.00	25193487.00
4	BIHAR	42515428.00	2196452.00	387319.00	44657.00	2628428.00	45143856.00
5	CHHATTISGARH	11875499.00	4448081.00	351798.00	125.00	4800004.00	16675503.00
6	GOA	2940515.00	450572.00	106240.00	1124.00	557936.00	3498451.00
7	GUJARAT	40508358.00	5418740.00	1652451.00	63635.00	7134826.00	47643184.00
8	HARYANA	18423108.00	1773394.00	1228144.00	9764.00	3011302.00	21434410.00
9	HIMACHAL PRADESH	11524841.00	841936.00	265591.00	...	1107527.00	12632368.00
10	JAMMU & KASHMIR	6869161.00	1641097.00	1641097.00	8510258.00
11	JHARKHAND	15632353.00	2366651.00	233980.00	...	2600631.00	18232984.00
12	KARNATAKA	47399379.00	4477444.00	1444314.00	6263.00	5928021.00	53327400.00
13	KERALA	33713535.00	5510046.00	742073.00	3574.00	6255693.00	39969228.00
14	MADHYA PRADESH	28273923.00	10631853.00	342641.00	324.00	10974818.00	39248741.00
15	MAHARASHTRA	105650224.00	18292667.00	2918712.00	6084.00	21217463.00	126867687.00
16	MANIPUR	3851953.00	267192.00	152985.00	3469.00	423646.00	4275599.00
17	MEGHALAYA	2833609.00	225020.00	88046.00	...	313066.00	3146675.00
18	MIZORAM	2453035.00	145140.00	49423.00	2173.00	196736.00	2649771.00
19	NAGALAND	2811894.00	188850.00	134244.00	...	323094.00	3134988.00
20	ORISSA	22806177.00	2349210.00	404384.00	...	2753594.00	25559771.00
21	PUNJAB	22341476.00	1946145.00	593835.00	...	2539980.00	24881456.00
22	RAJASTHAN	45931656.00	2061911.00	598189.00	22352.00	2682452.00	48614108.00
23	SIKKIM	1834339.00	107400.00	57812.00	9340.00	174552.00	2008891.00
24	TAMIL NADU	48984200.00	8021745.00	1469421.00	7409.00	9498575.00	58482775.00
25	TRIPURA	4303833.00	327316.00	23714.00	734.00	351764.00	4655597.00
26	UTTARAKHAND	11438333.00	836094.00	399615.00	278.00	1235987.00	12674320.00
27	UTTAR PRADESH	80256935.00	17594504.00	2322525.00	654.00	19917683.00	100174618.00
28	WEST BENGAL	54024326.00	3169306.00	423368.00	11278.00	3603952.00	57628278.00
TOTAL (STATES)		746023598.00	112831241.00	17880590.00	246765.00	130958596.00	876982194.00
29	A. & N. ISLANDS	1097965.00	45543.00	49698.00	204.00	95445.00	1193410.00
30	CHANDIGARH	1720271.00	558367.00	39510.00	...	597877.00	2318148.00
31	DADRA & NAGAR HAVELI	219725.00	3676.00	6108.00	...	9784.00	229509.00
32	DAMAN & DIU	186458.00	6978.00	14327.00	...	21305.00	207763.00
33	DELHI	15386416.00	941365.00	249698.00	6891.00	1197954.00	16584370.00
34	LAKSHADWEEP	137953.00	20477.00	5900.00	...	26377.00	164330.00
35	PUDUCHERRY	1833011.00	575068.00	99536.00	2012.00	676616.00	2509627.00
TOTAL (U.T.s)		20581799.00	2151474.00	464777.00	9107.00	2625358.00	23207157.00
TOTAL (STATES & U.T.s)		766605397.00	114982715.00	18345367.00	255872.00	133583954.00	900189351.00
CENTRE TOTAL		178231634.00	45819099.00	3892151.00	4154793.00	53866043.00	232097677.00
GRAND TOTAL		944837031.00	160801814.00	22237518.00	4410665.00	187449997.00	1132287028.00

..NICNET..

STATEMENT NO. (2): BUDGET EXPENDITURE ON EDUCATION & TRAINING BY EDUCATION & OTHER DEPARTMENTS (REVENUE ACCOUNT)

BUDGET : 2006-07 (REVISED ESTIMATES)

(RUPEES IN THOUSANDS)

S. NO.	STATE / UNION TERRITORY	EDUCATION DEPARTMENT		OTHER DEPARTMENTS			GRAND TOTAL
		EDUCATION		FORMAL	INFORMAL	TOTAL	
1	ANDHRA PRADESH	58802840.00	21188639.00	1473569.00	35301.00	22697509.00	81500349.00
2	ARUNACHAL PRADESH	2151136.00	101329.00	62344.00	845.00	164518.00	2315654.00
3	ASSAM	34854763.00	1030025.00	751715.00	25222.00	1806962.00	36661725.00
4	BIHAR	49924581.00	3246310.00	511746.00	80119.00	3838175.00	53762756.00
5	CHHATTISGARH	16117634.00	5431996.00	552772.00	9.00	5984777.00	22102411.00
6	GOA	3638273.00	537048.00	132109.00	2860.00	672017.00	4310290.00
7	GUJARAT	43292326.00	6316993.00	1998888.00	88739.00	8404620.00	51696946.00
8	HARYANA	21111185.00	3276952.00	1563757.00	10228.00	4850937.00	25962122.00
9	HIMACHAL PRADESH	12446102.00	953767.00	272664.00	...	1226431.00	13672533.00
10	JAMMU & KASHMIR	11538122.00	2190181.00	2190181.00	13728303.00
11	JHARKHAND	19772898.00	3522860.00	479860.00	...	4002720.00	23775618.00
12	KARNATAKA	56908415.00	5970036.00	2473204.00	5643.00	8448883.00	65357298.00
13	KERALA	47845694.00	6890206.00	1166617.00	10063.00	8066886.00	55912580.00
14	MADHYA PRADESH	34350266.00	8281712.00	748468.00	...	9030180.00	43380446.00
15	MAHARASHTRA	123116505.00	20594595.00	4393045.00	6307.00	24993947.00	148110452.00
16	MANIPUR	3318907.00	322125.00	99101.00	3698.00	424924.00	3743831.00
17	MEGHALAYA	3048598.00	400882.00	135384.00	...	536266.00	3584864.00
18	MIZORAM	2594845.00	266232.00	55887.00	3550.00	325669.00	2920514.00
19	NAGALAND	2962005.00	233555.00	185825.00	...	419380.00	3381385.00
20	ORISSA	24985260.00	2916734.00	412347.00	...	3329081.00	28314341.00
21	PUNJAB	24811875.00	2017754.00	650346.00	...	2668100.00	27479975.00
22	RAJASTHAN	47884388.00	2094569.00	719884.00	32652.00	2847105.00	50731493.00
23	SIKKIM	1898117.00	128916.00	96098.00	9295.00	234309.00	2132426.00
24	TAMIL NADU	67313394.00	10124836.00	1850203.00	14818.00	11989857.00	79303251.00
25	TRIPURA	4758332.00	386949.00	37977.00	930.00	425856.00	5184188.00
26	UTTARAKHAND	12732597.00	1038613.00	474597.00	312.00	1513522.00	14246119.00
27	UTTAR PRADESH	96467455.00	18743461.00	2455567.00	...	21199028.00	117666483.00
28	WEST BENGAL	61978576.00	3427275.00	549409.00	12679.00	3989363.00	65967939.00
TOTAL (STATES)		890625089.00	131634550.00	24303383.00	343270.00	156281203.00	1046906292.00
29	A. & N. ISLANDS	1260700.00	48100.00	55784.00	250.00	104134.00	1364834.00
30	CHANDIGARH	1861678.00	568267.00	42936.00	...	611203.00	2472881.00
31	DADRA & NAGAR HAVELI	233300.00	4200.00	7255.00	...	11455.00	244755.00
32	DAMAN & DIU	205300.00	8600.00	15300.00	...	23900.00	229200.00
33	DELHI	17769669.00	1138002.00	287635.00	10800.00	1436437.00	19206106.00
34	LAKSHADWEEP	164600.00	22200.00	7369.00	...	29569.00	194169.00
35	PUDUCHERRY	2102856.00	1012763.00	116363.00	2841.00	1131967.00	3234823.00
TOTAL (U.T.s)		23598103.00	2802132.00	532642.00	13891.00	3348665.00	26946768.00
TOTAL (STATES & U.T.s)		914223192.00	134436682.00	24836025.00	357161.00	159629868.00	1073853060.00
CENTRE TOTAL		242490000.00	54512740.00	4621334.00	4743395.00	63877469.00	306367469.00
GRAND TOTAL		1156713192.00	188949422.00	29457359.00	5100556.00	223507337.00	1380220529.00

..NICNET..

STATEMENT NO. (2): BUDGET EXPENDITURE ON EDUCATION & TRAINING BY EDUCATION & OTHER DEPARTMENTS (REVENUE ACCOUNT)

BUDGET : 2007-08 (BUDGET ESTIMATES)

(RUPEES IN THOUSANDS)

S. NO.	STATE / UNION TERRITORY	EDUCATION DEPARTMENT	OTHER DEPARTMENTS				GRAND TOTAL
			EDUCATION	FORMAL	INFORMAL	TOTAL	
1	ANDHRA PRADESH	66978548.00	27730847.00	1837453.00	135868.00	29704168.00	96682716.00
2	ARUNACHAL PRADESH	2058855.00	99557.00	49084.00	882.00	149523.00	2208378.00
3	ASSAM	34481463.00	691003.00	546328.00	20212.00	1257543.00	35739006.00
4	BIHAR	48852632.00	3707225.00	839234.00	...	4546459.00	53399091.00
5	CHHATTISGARH	17739423.00	6041046.00	676881.00	8.00	6717935.00	24457358.00
6	GOA	3397873.00	600927.00	131092.00	2060.00	734079.00	4131952.00
7	GUJARAT	46064554.00	6540040.00	2208061.00	143629.00	8891730.00	54956284.00
8	HARYANA	25132983.00	3927651.00	1736588.00	15027.00	5679266.00	30812249.00
9	HIMACHAL PRADESH	14708477.00	1024737.00	306096.00	...	1330833.00	16039310.00
10	JAMMU & KASHMIR	12362247.00	2368713.00	2368713.00	14730960.00
11	JHARKHAND	20131944.00	3895712.00	459563.00	...	4355275.00	24487219.00
12	KARNATAKA	67321258.00	6556961.00	3653170.00	6789.00	10216920.00	77538178.00
13	KERALA	60500318.00	6668346.00	1217918.00	10146.00	7896410.00	68396728.00
14	MADHYA PRADESH	39562657.00	9847916.00	1083828.00	...	10931744.00	50494401.00
15	MAHARASHTRA	120877819.00	20991663.00	3746802.00	6916.00	24745381.00	145623200.00
16	MANIPUR	3396086.00	327718.00	105883.00	6262.00	439863.00	3835949.00
17	MEGHALAYA	3705896.00	552647.00	172629.00	...	725276.00	4431172.00
18	MIZORAM	2699784.00	252508.00	61591.00	3580.00	317679.00	3017463.00
19	NAGALAND	3053342.00	271698.00	169383.00	...	441081.00	3494423.00
20	ORISSA	27269430.00	3604924.00	784074.00	...	4388998.00	31658428.00
21	PUNJAB	27521048.00	2147900.00	980482.00	...	3128382.00	30649430.00
22	RAJASTHAN	51890161.00	2433287.00	799821.00	28240.00	3261348.00	55151509.00
23	SIKKIM	2029648.00	127080.00	159316.00	12352.00	298748.00	2328396.00
24	TAMIL NADU	80965131.00	11137104.00	2485232.00	16574.00	13638910.00	94604041.00
25	TRIPURA	5602094.00	455492.00	38373.00	10400.00	504265.00	6106359.00
26	UTTARAKHAND	14714863.00	1546522.00	934715.00	...	2481237.00	17196100.00
27	UTTAR PRADESH	99325642.00	24976124.00	4309897.00	...	29286021.00	128611663.00
28	WEST BENGAL	62880707.00	4099246.00	553744.00	13893.00	4666883.00	67547590.00
TOTAL (STATES)		965224883.00	152624594.00	30047238.00	432838.00	183104670.00	1148329553.00
29	A. & N. ISLANDS	1295201.00	44600.00	58388.00	325.00	103313.00	1398514.00
30	CHANDIGARH	1972767.00	565913.00	48891.00	...	614804.00	2587571.00
31	DADRA & NAGAR HAVELI	246400.00	4400.00	3300.00	...	7700.00	254100.00
32	DAMAN & DIU	204700.00	9800.00	12700.00	...	22500.00	227200.00
33	DELHI	21761853.00	1329581.00	366200.00	19500.00	1715281.00	23477134.00
34	LAKSHADWEEP	177150.00	30500.00	12601.00	...	43101.00	220251.00
35	PUDUCHERRY	2220490.00	935752.00	119620.00	3814.00	1059186.00	3279676.00
TOTAL (U.T.s)		27878561.00	2920546.00	621700.00	23639.00	3565885.00	31444446.00
TOTAL (STATES & U.T.s)		993103444.00	155545140.00	30668938.00	456477.00	186670555.00	1179773999.00
CENTRE TOTAL		323517200.00	60450282.00	4778915.00	4679395.00	69908592.00	393425792.00
GRAND TOTAL		1316620644.00	215995422.00	35447853.00	5135872.00	256579147.00	1573199791.00

..NICNET..

STATEMENT NO (3) : PLAN & NON-PLAN BUDGET PROVISION FOR EDUCATION BY ALL DEPARTMENTS
(REVENUE ACCOUNT)
2005-06 (ACTUALS)

(RUPEES IN CRORES)

S.NO.	STATE/ UNION TERRITORY	EDUCATION DEPARTMENT			OTHER DEPARTMENTS			TOTAL		
		PLAN	NON-PLAN	TOTAL	PLAN	NON-PLAN	TOTAL	PLAN	NON-PLAN	TOTAL
1	ANDHRA PRADESH	484.06	4566.57	5050.63	832.18	979.63	1811.81	1316.24	5546.20	6862.44
2	ARUNACHAL PRADESH	114.77	86.92	201.69	2.49	5.15	7.64	117.26	92.07	209.33
3	ASSAM	258.31	2171.91	2430.22	42.01	47.11	89.12	300.32	2219.02	2519.34
4	BIHAR	455.53	3796.01	4251.54	44.22	218.62	262.84	499.75	4014.63	4514.38
5	CHHATTISGARH	531.20	656.35	1187.55	54.32	425.68	480.00	585.52	1082.03	1667.55
6	GOA	48.13	245.92	294.05	21.00	34.80	55.80	69.13	280.72	349.85
7	GUJARAT	273.58	3777.25	4050.83	289.44	424.04	713.48	563.02	4201.29	4764.31
8	HARYANA	230.22	1612.09	1842.31	108.04	193.09	301.13	338.26	1805.18	2143.44
9	HIMACHAL PRADESH	159.95	992.53	1152.48	61.55	49.20	110.75	221.50	1041.73	1263.23
10	JAMMU & KASHMIR	..	686.92	686.92	..	164.11	164.11	..	851.03	851.03
11	JHARKHAND	345.32	1217.92	1563.24	38.64	221.42	260.06	383.96	1439.34	1823.30
12	KARNATAKA	1019.40	3720.54	4739.94	237.46	355.34	592.80	1256.86	4075.88	5332.74
13	KERALA	144.58	3226.78	3371.36	252.28	373.29	625.57	396.86	3600.07	3996.93
14	MADHYA PRADESH	620.53	2206.87	2827.40	462.77	634.71	1097.48	1083.30	2841.58	3924.88
15	MAHARASHTRA	467.89	10097.13	10565.02	687.22	1434.53	2121.75	1155.11	11531.66	12686.77
16	MANIPUR	90.42	294.77	385.19	17.22	25.14	42.36	107.64	319.91	427.55
17	MEGHALAYA	91.93	191.43	283.36	20.79	10.52	31.31	112.72	201.95	314.67
18	MIZORAM	107.66	137.64	245.30	14.11	5.57	19.68	121.77	143.21	264.98
19	NAGALAND	43.54	237.65	281.19	9.79	22.52	32.31	53.33	260.17	313.50
20	ORISSA	303.10	1977.51	2280.61	49.64	225.72	275.36	352.74	2203.23	2555.97
21	PUNJAB	92.89	2141.26	2234.15	20.21	233.79	254.00	113.10	2375.05	2488.15
22	RAJASTHAN	560.27	4032.90	4593.17	47.42	220.83	268.25	607.69	4253.73	4861.42
23	SIKKIM	65.92	117.52	183.44	12.66	4.79	17.45	78.58	122.31	200.89
24	TAMIL NADU	275.06	4623.36	4898.42	410.26	539.60	949.86	685.32	5162.96	5848.28
25	TRIPURA	22.92	407.47	430.39	30.13	5.05	35.18	53.05	412.52	465.57
26	UTTARAKHAND	156.85	986.98	1143.83	49.14	74.46	123.60	205.99	1061.44	1267.43
27	UTTAR PRADESH	887.32	7138.38	8025.70	981.08	1010.69	1991.77	1868.40	8149.07	10017.47
28	WEST BENGAL	584.70	4817.73	5402.43	78.49	281.91	360.40	663.19	5099.64	5762.83
TOTAL (STATES)		8436.05	66166.31	74602.36	4874.56	8221.31	13095.87	13310.61	74387.62	87698.23
29	A. & N. ISLANDS	34.84	74.96	109.80	5.25	4.30	9.55	40.09	79.26	119.35
30	CHANDIGARH	19.44	152.59	172.03	21.73	38.05	59.78	41.17	190.64	231.81
31	DADRA & NAGAR HAVELI	8.85	13.12	21.97	.64	.34	.98	9.49	13.46	22.95
32	DAMAN & DIU	4.03	14.62	18.65	1.01	1.12	2.13	5.04	15.74	20.78
33	DELHI	235.26	1303.38	1538.64	32.56	87.24	119.80	267.82	1390.62	1658.44
34	LAKSHADWEEP	2.16	11.63	13.79	1.31	1.32	2.63	3.47	12.95	16.42
35	PUDUCHERRY	65.47	117.83	183.30	49.37	18.29	67.66	114.84	136.12	250.96
TOTAL (U.T.s)		370.05	1688.13	2058.18	111.87	150.66	262.53	481.92	1838.79	2320.71
TOTAL (STATES & U.T.)		8806.10	67854.44	76660.54	4986.43	8371.97	13358.40	13792.53	76226.41	90018.94
CENTRAL TOTAL		14552.52	3270.64	17823.16	3270.66	2115.95	5386.61	17823.18	5386.59	23209.77
GRAND TOTAL		23358.62	71125.08	94483.70	8257.09	10487.92	18745.01	31615.71	81613.00	113228.71

..NICNET..

STATEMENT NO (3) : PLAN & NON-PLAN BUDGET PROVISION FOR EDUCATION BY ALL DEPARTMENTS
(REVENUE ACCOUNT)
2006-07 (REVISED ESTIMATES)

(RUPEES IN CRORES)

S.NO.	STATE/ UNION TERRITORY	EDUCATION DEPARTMENT			OTHER DEPARTMENTS			TOTAL		
		PLAN	NON-PLAN	TOTAL	PLAN	NON-PLAN	TOTAL	PLAN	NON-PLAN	TOTAL
1	ANDHRA PRADESH	529.27	5351.01	5880.28	1063.07	1206.68	2269.75	1592.34	6557.69	8150.03
2	ARUNACHAL PRADESH	118.06	97.05	215.11	10.51	5.95	16.46	128.57	103.00	231.57
3	ASSAM	92.40	3393.08	3485.48	109.20	71.50	180.70	201.60	3464.58	3666.18
4	BIHAR	717.53	4274.93	4992.46	117.74	266.08	383.82	835.27	4541.01	5376.28
5	CHHATTISGARH	885.41	726.36	1611.77	102.15	496.32	598.47	987.56	1222.68	2210.24
6	GOA	102.67	261.15	363.82	28.42	38.78	67.20	131.09	299.93	431.02
7	GUJARAT	453.19	3876.05	4329.24	399.82	440.64	840.46	853.01	4316.69	5169.70
8	HARYANA	270.42	1840.69	2111.11	176.11	308.98	485.09	446.53	2149.67	2596.20
9	HIMACHAL PRADESH	187.23	1057.38	1244.61	65.61	57.03	122.64	252.84	1114.41	1367.25
10	JAMMU & KASHMIR	167.75	986.06	1153.81	.47	218.55	219.02	168.22	1204.61	1372.83
11	JHARKHAND	442.28	1535.01	1977.29	115.74	284.53	400.27	558.02	1819.54	2377.56
12	KARNATAKA	1293.13	4397.71	5690.84	360.97	483.91	844.88	1654.10	4881.62	6535.72
13	KERALA	147.21	4637.36	4784.57	285.49	521.20	806.69	432.70	5158.56	5591.26
14	MADHYA PRADESH	768.78	2666.24	3435.02	554.68	348.33	903.01	1323.46	3014.57	4338.03
15	MAHARASHTRA	782.20	11529.45	12311.65	972.00	1527.40	2499.40	1754.20	13056.85	14811.05
16	MANIPUR	52.53	279.36	331.89	18.15	24.34	42.49	70.68	303.70	374.38
17	MEGHALAYA	95.46	209.40	304.86	40.88	12.74	53.62	136.34	222.14	358.48
18	MIZORAM	107.92	151.56	259.48	25.76	6.81	32.57	133.68	158.37	292.05
19	NAGALAND	50.70	245.50	296.20	19.17	22.77	41.94	69.87	268.27	338.14
20	ORISSA	301.70	2196.83	2498.53	104.51	228.39	332.90	406.21	2425.22	2831.43
21	PUNJAB	216.05	2265.14	2481.19	13.50	253.31	266.81	229.55	2518.45	2748.00
22	RAJASTHAN	474.45	4313.99	4788.44	53.76	230.95	284.71	528.21	4544.94	5073.15
23	SIKKIM	70.10	119.71	189.81	18.34	5.09	23.43	88.44	124.80	213.24
24	TAMIL NADU	359.13	6372.21	6731.34	478.17	720.81	1198.98	837.30	7093.02	7930.32
25	TRIPURA	28.74	447.09	475.83	35.96	6.63	42.59	64.70	453.72	518.42
26	UTTARAKHAND	220.03	1053.23	1273.26	76.11	75.25	151.36	296.14	1128.48	1424.62
27	UTTAR PRADESH	1190.64	8456.11	9646.75	1181.15	938.75	2119.90	2371.79	9394.86	11766.65
28	WEST BENGAL	778.39	5419.47	6197.86	80.10	318.83	398.93	858.49	5738.30	6596.79
TOTAL (STATES)		10903.37	78159.13	89062.50	6507.54	9120.55	15628.09	17410.91	87279.68	104690.59
29	A. & N. ISLANDS	38.70	87.37	126.07	5.72	4.70	10.42	44.42	92.07	136.49
30	CHANDIGARH	24.23	161.94	186.17	22.78	38.34	61.12	47.01	200.28	247.29
31	DADRA & NAGAR HAVELI	10.13	13.20	23.33	.68	.47	1.15	10.81	13.67	24.48
32	DAMAN & DIU	5.53	15.00	20.53	1.22	1.17	2.39	6.75	16.17	22.92
33	DELHI	307.30	1469.67	1776.97	49.13	94.52	143.65	356.43	1564.19	1920.62
34	LAKSHADWEEP	2.59	13.87	16.46	1.27	1.69	2.96	3.86	15.56	19.42
35	PUDUCHERRY	83.44	126.85	210.29	93.63	19.56	113.19	177.07	146.41	323.48
TOTAL (U.T.s)		471.92	1887.90	2359.82	174.43	160.45	334.88	646.35	2048.35	2694.70
TOTAL (STATES & U.T.)		11375.29	80047.03	91422.32	6681.97	9281.00	15962.97	18057.26	89328.03	107385.29
CENTRAL TOTAL		20744.00	3505.00	24249.00	4084.09	2303.66	6387.75	24828.09	5808.66	30636.75
GRAND TOTAL		32119.29	83552.03	115671.32	10766.06	11584.66	22350.72	42885.35	95136.69	138022.04

..NICNET..

STATEMENT NO (3) : PLAN & NON-PLAN BUDGET PROVISION FOR EDUCATION BY ALL DEPARTMENTS
(REVENUE ACCOUNT)
2007-08 (BUDGET ESTIMATES)

(RUPEES IN CRORES)

S.NO.	STATE/ UNION TERRITORY	EDUCATION DEPARTMENT			OTHER DEPARTMENTS			PLAN	TOTAL NON-PLAN	TOTAL
		PLAN	NON-PLAN	TOTAL	PLAN	NON-PLAN	TOTAL			
1	ANDHRA PRADESH	672.34	6025.51	6697.85	1064.68	1905.73	2970.41	1737.02	7931.24	9668.26
2	ARUNACHAL PRADESH	103.31	102.58	205.89	8.19	6.77	14.96	111.50	109.35	220.85
3	ASSAM	86.40	3361.74	3448.14	52.63	73.12	125.75	139.03	3434.86	3573.89
4	BIHAR	278.58	4606.68	4885.26	178.59	276.06	454.65	457.17	4882.74	5339.91
5	CHHATTISGARH	922.52	851.42	1773.94	104.02	567.77	671.79	1026.54	1419.19	2445.73
6	GOA	57.84	281.95	339.79	32.49	40.92	73.41	90.33	322.87	413.20
7	GUJARAT	622.87	3983.59	4606.46	460.47	428.71	889.18	1083.34	4412.30	5495.64
8	HARYANA	371.39	2141.90	2513.29	228.30	339.63	567.93	599.69	2481.53	3081.22
9	HIMACHAL PRADESH	184.52	1286.33	1470.85	77.16	55.92	133.08	261.68	1342.25	1603.93
10	JAMMU & KASHMIR	187.74	1048.48	1236.22	2.00	234.87	236.87	189.74	1283.35	1473.09
11	JHARKHAND	575.62	1437.57	2013.19	160.61	274.92	435.53	736.23	1712.49	2448.72
12	KARNATAKA	1408.66	5323.47	6732.13	386.49	635.20	1021.69	1795.15	5958.67	7753.82
13	KERALA	141.35	5908.68	6050.03	236.03	553.61	789.64	377.38	6462.29	6839.67
14	MADHYA PRADESH	1002.79	2953.48	3956.27	723.29	369.89	1093.18	1726.08	3323.37	5049.45
15	MAHARASHTRA	657.13	11430.65	12087.78	921.64	1552.89	2474.53	1578.77	12983.54	14562.31
16	MANIPUR	53.13	286.48	339.61	22.04	21.95	43.99	75.17	308.43	383.60
17	MEGHALAYA	144.41	226.18	370.59	58.69	13.84	72.53	203.10	240.02	443.12
18	MIZORAM	98.91	171.07	269.98	24.51	7.26	31.77	123.42	178.33	301.75
19	NAGALAND	30.54	274.79	305.33	19.32	24.79	44.11	49.86	299.58	349.44
20	ORISSA	364.59	2362.35	2726.94	130.13	308.77	438.90	494.72	2671.12	3165.84
21	PUNJAB	222.87	2529.24	2752.11	43.86	268.98	312.84	266.73	2798.22	3064.95
22	RAJASTHAN	402.46	4786.56	5189.02	76.72	249.41	326.13	479.18	5035.97	5515.15
23	SIKKIM	71.93	131.04	202.97	24.20	5.67	29.87	96.13	136.71	232.84
24	TAMIL NADU	674.17	7422.35	8096.52	460.53	903.36	1363.89	1134.70	8325.71	9460.41
25	TRIPURA	14.51	545.70	560.21	42.35	8.07	50.42	56.86	553.77	610.63
26	UTTARAKHAND	266.84	1204.64	1471.48	150.03	98.09	248.12	416.87	1302.73	1719.60
27	UTTAR PRADESH	582.99	9349.58	9932.57	1013.17	1915.43	2928.60	1596.16	11265.01	12861.17
28	WEST BENGAL	621.20	5666.87	6288.07	90.83	375.86	466.69	712.03	6042.73	6754.76
TOTAL (STATES)		10821.61	85700.88	96522.49	6792.97	11517.49	18310.46	17614.58	97218.37	114832.95
29	A. & N. ISLANDS	39.65	89.87	129.52	5.41	4.92	10.33	45.06	94.79	139.85
30	CHANDIGARH	30.28	167.00	197.28	20.00	41.48	61.48	50.28	208.48	258.76
31	DADRA & NAGAR HAVELI	10.96	13.68	24.64	.40	.37	.77	11.36	14.05	25.41
32	DAMAN & DIU	4.99	15.48	20.47	1.08	1.17	2.25	6.07	16.65	22.72
33	DELHI	484.90	1691.29	2176.19	67.50	104.03	171.53	552.40	1795.32	2347.72
34	LAKSHADWEEP	3.62	14.10	17.72	2.57	1.74	4.31	6.19	15.84	22.03
35	PUDUCHERRY	90.20	131.85	222.05	85.84	20.08	105.92	176.04	151.93	327.97
TOTAL (U.T.s)		664.60	2123.27	2787.87	182.80	173.79	356.59	847.40	2297.06	3144.46
TOTAL (STATES & U.T.)		11486.21	87824.15	99310.36	6975.77	11691.28	18667.05	18461.98	99515.43	117977.41
CENTRAL TOTAL		28671.50	3680.22	32351.72	4679.63	2311.23	6990.86	33351.13	5991.45	39342.58
GRAND TOTAL		40157.71	91504.37	131662.08	11655.40	14002.51	25657.91	51813.11	105506.88	157319.99

..NICNET..

STATEMENT NO (3-A) : PERCENTAGE OF TOTAL PLAN & NON-PLAN BUDGETED EXPENDITURE ON EDUCATION
DEPARTMENT TO THE TOTAL STATE PLAN & NON-PLAN BUDGETED EXPENDITURE
(REVENUE ACCOUNT)

S.NO.	STATE/ UNION TERRITORY	2005-06 (ACTUALS)			2006-07 (R.E.)			2007-08 (B.E.)		
		PLAN	NON-PLAN	TOTAL	PLAN	NON-PLAN	TOTAL	PLAN	NON-PLAN	TOTAL
1	ANDHRA PRADESH	7.47	16.06	14.47	4.32	16.25	13.01	4.29	15.33	12.18
2	ARUNACHAL PRADESH	15.86	9.21	12.09	15.34	8.07	10.91	9.89	9.12	9.49
3	ASSAM	12.14	25.83	23.07	2.52	26.15	20.94	2.37	27.00	21.43
4	BIHAR	18.74	24.77	23.94	17.38	22.05	21.23	6.38	23.51	20.39
5	CHHATTISGARH	26.45	12.05	15.93	26.88	10.44	15.73	22.82	11.17	15.21
6	GOA	11.61	13.85	13.42	19.39	12.81	14.16	10.26	9.98	10.02
7	GUJARAT	6.98	17.53	15.91	8.11	16.80	15.11	9.13	16.26	14.71
8	HARYANA	11.43	15.17	14.58	10.61	13.13	12.74	11.79	15.73	14.99
9	HIMACHAL PRADESH	13.52	18.79	17.82	16.13	18.11	17.78	15.53	20.20	19.47
10	JAMMU & KASHMIR	.00	8.01	7.06	21.13	10.63	11.46	34.95	10.40	11.65
11	JHARKHAND	10.33	18.99	16.02	10.58	21.77	17.60	14.29	17.77	16.61
12	KARNATAKA	20.11	16.20	16.90	15.33	16.45	16.18	14.11	18.26	17.20
13	KERALA	4.50	21.22	18.30	4.62	21.37	19.23	4.51	25.08	22.66
14	MADHYA PRADESH	14.73	13.50	13.75	13.20	15.44	14.87	14.58	15.45	15.22
15	MAHARASHTRA	8.82	21.49	20.21	8.35	21.31	19.40	5.73	20.29	17.83
16	MANIPUR	22.97	18.30	19.22	11.11	16.06	15.00	9.11	16.14	14.40
17	MEGHALAYA	18.70	16.18	16.92	11.43	16.33	14.40	10.84	16.15	13.56
18	MIZORAM	19.94	13.13	15.45	17.14	12.77	14.28	17.75	14.06	15.22
19	NAGALAND	10.31	14.51	13.65	9.19	13.76	12.68	5.66	14.35	12.44
20	ORISSA	14.35	17.21	16.76	9.56	15.98	14.78	8.87	16.51	14.80
21	PUNJAB	9.67	12.41	12.27	14.38	11.02	11.24	10.40	11.27	11.19
22	RAJASTHAN	17.89	21.96	21.36	12.11	20.14	18.90	7.83	20.59	18.28
23	SIKKIM	22.41	7.98	10.38	17.72	7.61	9.65	15.55	6.83	8.53
24	TAMIL NADU	5.36	17.20	15.30	4.44	19.53	16.54	7.79	20.63	18.14
25	TRIPURA	5.56	20.59	18.00	5.46	21.21	18.07	2.50	22.34	18.53
26	UTTARAKHAND	11.23	23.42	20.39	14.05	21.41	19.63	11.51	20.94	18.23
27	UTTAR PRADESH	13.77	17.77	17.22	11.92	18.11	17.02	4.19	17.33	14.63
28	WEST BENGAL	13.62	17.96	17.36	14.87	17.93	17.48	9.34	18.18	16.62
TOTAL (STATES)		12.12	17.96	17.03	10.63	17.99	16.59	8.76	18.19	16.23
29	A. & N. ISLANDS	12.78	6.35	7.55	11.10	8.80	9.40	10.96	11.74	11.49
30	CHANDIGARH	17.25	15.62	15.79	17.35	15.22	15.47	20.97	15.45	16.10
31	DADRA & NAGAR HAVELI	28.63	2.39	3.79	28.87	1.80	3.03	25.78	1.56	2.68
32	DAMAN & DIU	20.07	6.15	7.24	23.18	5.00	6.33	19.27	4.65	5.70
33	DELHI	14.29	26.77	23.62	14.30	24.95	22.10	14.52	25.52	21.83
34	LAKSHADWEEP	7.08	5.85	6.02	7.91	5.34	5.63	5.97	5.39	5.50
35	PUDUCHERRY	10.09	10.28	10.22	11.88	10.27	10.86	10.19	10.42	10.33
TOTAL (U.T.)		13.40	18.43	17.27	13.75	18.02	16.97	13.67	18.94	17.35
TOTAL (STATES & UTS)		12.17	17.97	17.04	10.73	17.99	16.59	8.95	18.20	16.26
CENTER TOTAL		13.01	1.00	4.05	14.35	.97	4.79	16.44	.96	5.80
GRAND TOTAL		12.68	10.08	10.62	12.82	10.35	10.94	13.27	10.57	11.27

..NICNET..

STATEMENT NO (3-B) : PERCENTAGE OF TOTAL PLAN & NON-PLAN BUDGETED EXPENDITURE ON EDUCATION & OTHER
DEPARTMENT TO THE TOTAL STATE PLAN & NON-PLAN BUDGETED EXPENDITURE
(REVENUE ACCOUNT)

S.NO.	STATE/ UNION TERRITORY	2005-06 (ACTUALS)			2006-07 (R.E.)			2007-08 (B.E.)		
		PLAN	NON-PLAN	TOTAL	PLAN	NON-PLAN	TOTAL	PLAN	NON-PLAN	TOTAL
1	ANDHRA PRADESH	20.31	19.51	19.65	12.99	19.91	18.03	11.09	20.17	17.58
2	ARUNACHAL PRADESH	16.20	9.75	12.55	16.71	8.57	11.74	10.68	9.73	10.18
3	ASSAM	14.12	26.39	23.91	5.49	26.70	22.02	3.82	27.58	22.21
4	BIHAR	20.55	26.20	25.42	20.23	23.43	22.87	10.47	24.92	22.29
5	CHHATTISGARH	29.15	19.86	22.36	29.98	17.58	21.57	25.39	18.62	20.97
6	GOA	16.67	15.81	15.97	24.76	14.71	16.78	16.02	11.42	12.19
7	GUJARAT	14.36	19.50	18.71	15.27	18.71	18.04	15.88	18.01	17.55
8	HARYANA	16.79	16.99	16.96	17.51	15.33	15.67	19.03	18.22	18.38
9	HIMACHAL PRADESH	18.72	19.72	19.54	21.78	19.09	19.53	22.02	21.08	21.23
10	JAMMU & KASHMIR	.00	9.92	8.75	21.19	12.99	13.64	35.33	12.73	13.88
11	JHARKHAND	11.49	22.44	18.69	13.34	25.80	21.16	18.27	21.17	20.21
12	KARNATAKA	24.80	17.74	19.02	19.61	18.26	18.59	17.98	20.44	19.81
13	KERALA	12.34	23.67	21.69	13.58	23.78	22.47	12.03	27.43	25.62
14	MADHYA PRADESH	25.72	17.38	19.09	22.72	17.45	18.78	25.10	17.39	19.43
15	MAHARASHTRA	21.77	24.55	24.27	18.73	24.14	23.34	13.78	23.05	21.48
16	MANIPUR	27.35	19.86	21.33	14.94	17.46	16.92	12.89	17.38	16.27
17	MEGHALAYA	22.93	17.07	18.79	16.32	17.32	16.93	15.25	17.14	16.22
18	MIZORAM	22.55	13.66	16.69	21.23	13.34	16.07	22.15	14.66	17.01
19	NAGALAND	12.62	15.88	15.21	12.67	15.03	14.47	9.23	15.65	14.24
20	ORISSA	16.70	19.17	18.79	12.88	17.64	16.75	12.04	18.66	17.19
21	PUNJAB	11.77	13.77	13.66	15.27	12.25	12.45	12.45	12.47	12.46
22	RAJASTHAN	19.41	23.16	22.61	13.48	21.22	20.02	9.32	21.67	19.43
23	SIKKIM	26.71	8.30	11.37	22.36	7.94	10.84	20.78	7.13	9.78
24	TAMIL NADU	13.34	19.21	18.27	10.36	21.74	19.48	13.12	23.14	21.20
25	TRIPURA	12.86	20.84	19.47	12.30	21.53	19.68	9.79	22.67	20.20
26	UTTARAKHAND	14.75	25.18	22.59	18.91	22.94	21.97	17.98	22.64	21.30
27	UTTAR PRADESH	28.99	20.29	21.49	23.75	20.12	20.76	11.46	20.88	18.95
28	WEST BENGAL	15.44	19.01	18.52	16.40	18.98	18.60	10.70	19.38	17.86
TOTAL (STATES)		19.12	20.19	20.02	16.97	20.09	19.50	14.26	20.63	19.31
29	A. & N. ISLANDS	14.70	6.71	8.21	12.74	9.28	10.18	12.46	12.38	12.41
30	CHANDIGARH	36.53	19.52	21.28	33.67	18.82	20.55	34.82	19.28	21.11
31	DADRA & NAGAR HAVELI	30.69	2.45	3.96	30.79	1.86	3.18	26.72	1.60	2.77
32	DAMAN & DIU	25.12	6.62	8.06	28.29	5.38	7.07	23.44	5.00	6.33
33	DELHI	16.27	28.56	25.45	16.59	26.55	23.89	16.54	27.09	23.56
34	LAKSHADWEEP	11.38	6.52	7.17	11.78	5.99	6.64	10.21	6.06	6.84
35	PUDUCHERRY	17.70	11.88	13.99	25.20	11.86	16.70	19.89	12.01	15.26
TOTAL (U.T.)		17.45	20.08	19.47	18.84	19.55	19.37	17.43	20.50	19.57
TOTAL (STATES & UTs)		19.05	20.19	20.01	17.03	20.08	19.49	14.38	20.63	19.31
CENTER TOTAL		15.93	1.64	5.28	17.17	1.60	6.05	19.13	1.56	7.05
GRAND TOTAL		17.16	11.57	12.73	17.11	11.79	13.05	17.12	12.18	13.46

..NICNET..

STATEMENT NO (4) : TOTAL STATE BUDGETED EXPENDITURE ON EDUCATION & TRAINING (REVENUE ACCOUNT)

(RUPEES IN THOUSANDS)

S.NO.	STATE/ UNION TERRITORY	TOTAL STATE BUDGET	2005-06 (ACTUALS)		TOTAL STATE BUDGET	2006-07 (R.E.)		TOTAL STATE BUDGET	2007-08 (B.E.)	
			EXP. ON EDN. & TRAN. BY EDU. & OTHER DEPT.	% AGE OF COL(3) TO COL(2)		EXP. ON EDN. & TRAN. BY EDU. & OTHER DEPT.	% AGE OF COL(6) TO COL(5)		EXP. ON EDN. & TRAN. BY EDU. & OTHER DEPT.	% AGE OF COL(9) TO COL(8)
1	2	3	4	5	6	7	8	9	10	
1	ANDHRA PRADESH	349153000.00	68624465.00	19.65	451995300.00	81500349.00	18.03	549860400.00	96682716.00	17.58
2	ARUNACHAL PRADESH	16676400.00	2093325.00	12.55	19721600.00	2315654.00	11.74	21685300.00	2208378.00	10.18
3	ASSAM	105363100.00	25193487.00	23.91	166476500.00	36661725.00	22.02	160908100.00	35739006.00	22.21
4	BIHAR	177559900.00	45143856.00	25.42	235127400.00	53762756.00	22.87	239577600.00	53399091.00	22.29
5	CHHATTISGARH	74571400.00	16675503.00	22.36	102479600.00	22102411.00	21.57	116656200.00	24457358.00	20.97
6	GOA	21907100.00	3498451.00	15.97	25686700.00	4310290.00	16.78	33899100.00	4131952.00	12.19
7	GUJARAT	254655000.00	47643184.00	18.71	286570500.00	51696946.00	18.04	313133500.00	54956284.00	17.55
8	HARYANA	126398900.00	21434410.00	16.96	165712500.00	25962122.00	15.67	167685500.00	30812249.00	18.38
9	HIMACHAL PRADESH	64661500.00	12632368.00	19.54	70000100.00	13672533.00	19.53	75556000.00	16039310.00	21.23
10	JAMMU & KASHMIR	97240100.00	8510258.00	8.75	100668400.00	13728303.00	13.64	106158500.00	14730960.00	13.88
11	JHARKHAND	97559400.00	18232984.00	18.69	112343300.00	23775618.00	21.16	121189500.00	24487219.00	20.21
12	KARNATAKA	280409000.00	53327400.00	19.02	351642600.00	65357298.00	18.59	391354400.00	77538178.00	19.81
13	KERALA	184237000.00	39969228.00	21.69	248835000.00	55912580.00	22.47	266969000.00	68396728.00	25.62
14	MADHYA PRADESH	205634700.00	39248741.00	19.09	230964800.00	43380446.00	18.78	259891100.00	50494401.00	19.43
15	MAHARASHTRA	522798500.00	126867687.00	24.27	634598800.00	148110452.00	23.34	677881900.00	145623200.00	21.48
16	MANIPUR	20045000.00	4275599.00	21.33	22122000.00	3743831.00	16.92	23581500.00	3835949.00	16.27
17	MEGHALAYA	16744800.00	3146675.00	18.79	21177600.00	3584864.00	16.93	27320900.00	4431172.00	16.22
18	MIZORAM	15880000.00	2649771.00	16.69	18170100.00	2920514.00	16.07	17735100.00	3017463.00	17.01
19	NAGALAND	20605100.00	3134988.00	15.21	23361800.00	3381385.00	14.47	24543500.00	3494423.00	14.24
20	ORISSA	136035300.00	25559771.00	18.79	169008000.00	28314341.00	16.75	184214700.00	31658428.00	17.19
21	PUNJAB	182084200.00	24881456.00	13.66	220655600.00	27479975.00	12.45	245889700.00	30649430.00	12.46
22	RAJASTHAN	214992000.00	48614108.00	22.61	253371100.00	50731493.00	20.02	283847300.00	55151509.00	19.43
23	SIKKIM	17676100.00	2008891.00	11.37	19676800.00	2132426.00	10.84	23800200.00	2328396.00	9.78
24	TAMIL NADU	320086700.00	58482775.00	18.27	407072500.00	79303251.00	19.48	446336700.00	94604041.00	21.20
25	TRIPURA	23915700.00	4655597.00	19.47	26338800.00	5184188.00	19.68	30233500.00	6106359.00	20.20
26	UTTARAKHAND	56109700.00	12674320.00	22.59	64852900.00	14246119.00	21.97	80725800.00	17196100.00	21.30
27	UTTAR PRADESH	466171400.00	100174618.00	21.49	566711800.00	117666483.00	20.76	678713800.00	128611663.00	18.95
28	WEST BENGAL	311168000.00	57628278.00	18.52	354603900.00	65967939.00	18.60	378250600.00	67547590.00	17.86
	TOTAL (STATES)	4380339000.00	876982194.00	20.02	5369946000.00	1046906292.00	19.50	5947599400.00	1148329553.00	19.31
29	A. & N. ISLANDS	14534969.00	1193410.00	8.21	13412100.00	1364834.00	10.18	11270300.00	1398514.00	12.41
30	CHANDIGARH	10894436.00	2318148.00	21.28	12036100.00	2472881.00	20.55	12255700.00	2587571.00	21.11
31	DADRA & NAGAR HAVELI	5793850.00	229509.00	3.96	7692000.00	244755.00	3.18	9181400.00	254100.00	2.77
32	DAMAN & DIU	2576524.00	207763.00	8.06	3241600.00	229200.00	7.07	3588600.00	227200.00	6.33
33	DELHI	65153900.00	16584370.00	25.45	80405800.00	19206106.00	23.89	99666500.00	23477134.00	23.56
34	LAKSHADWEEP	2292686.00	164330.00	7.17	2924800.00	194169.00	6.64	3219800.00	220251.00	6.84
35	PUDUCHERRY	17944200.00	2509627.00	13.99	19371700.00	3234823.00	16.70	21498600.00	3279676.00	15.26
	TOTAL (U.T.s)	119190565.00	23207157.00	19.47	139084100.00	26946768.00	19.37	160680900.00	31444446.00	19.57
	TOTAL (STATES & U.T.)	4499529565.00	900189351.00	20.01	5509030100.00	1073853060.00	19.49	6108280300.00	1179773999.00	19.31
	TOTAL (CENTRE)	4397610000.00	232097677.00	5.28	5067670000.00	306367469.00	6.05	5579000000.00	393425792.00	7.05
	GRAND TOTAL	8897139565.00	1132287028.00	12.73	10576700100.00	1380220529.00	13.05	11687280300.00	1573199791.00	13.46

...NICNET...

STATEMENT NO (5) : PLAN & NONPLAN BUDGETED EXPENDITURE ON EDUCATION OF EDUCATION DEPARTMENT
(REVENUE ACCOUNT)

(RUPEES IN THOUSANDS)

2005-06 (ACTUALS)

S.NO.	STATE/ UNION TERRITORY	TOTAL EXP. ON EDN. OF THE EDN. DEPARTMENT	PLAN EXP. ON EDN. OF THE EDUCATION DEPARTMENT	% AGE OF COL.(3) TO COL.(2)	NON-PLAN EXP. ON EDN. OF THE EDN. DEPARTMENT	% AGE OF COL.(5) TO COL.(2)
1		2	3	4	5	6
1	ANDHRA PRADESH	50506354.00	4840639.00	9.58	45665715.00	90.42
2	ARUNACHAL PRADESH	2016911.00	1147687.00	56.90	869224.00	43.10
3	ASSAM	24302243.00	2583113.00	10.63	21719130.00	89.37
4	BIHAR	42515428.00	4555289.00	10.71	37960139.00	89.29
5	CHHATTISGARH	11875499.00	5311977.00	44.73	6563522.00	55.27
6	GOA	2940515.00	481291.00	16.37	2459224.00	83.63
7	GUJARAT	40508358.00	2735822.00	6.75	37772536.00	93.25
8	HARYANA	18423108.00	2302237.00	12.50	16120871.00	87.50
9	HIMACHAL PRADESH	11524841.00	1599496.00	13.88	9925345.00	86.12
10	JAMMU & KASHMIR	6869161.00	0.00	.00	6869161.00	100.00
11	JHARKHAND	15632353.00	3453164.00	22.09	12179189.00	77.91
12	KARNATAKA	47399379.00	10193951.00	21.51	37205428.00	78.49
13	KERALA	33713535.00	1445782.00	4.29	32267753.00	95.71
14	MADHYA PRADESH	28273923.00	6205263.00	21.95	22068660.00	78.05
15	MAHARASHTRA	105650224.00	4678899.00	4.43	100971325.00	95.57
16	MANIPUR	3851953.00	904214.00	23.47	2947739.00	76.53
17	MEGHALAYA	2833609.00	919261.00	32.44	1914348.00	67.56
18	MIZORAM	2453035.00	1076636.00	43.89	1376399.00	56.11
19	NAGALAND	2811894.00	435362.00	15.48	2376532.00	84.52
20	ORISSA	22806177.00	3031042.00	13.29	19775135.00	86.71
21	PUNJAB	22341476.00	928866.00	4.16	21412610.00	95.84
22	RAJASTHAN	45931656.00	5602654.00	12.20	40329002.00	87.80
23	SIKKIM	1834339.00	659161.00	35.93	1175178.00	64.07
24	TAMIL NADU	48984200.00	2750611.00	5.62	46233589.00	94.38
25	TRIPURA	4303833.00	229181.00	5.33	4074652.00	94.67
26	UTTARAKHAND	11438333.00	1568532.00	13.71	9869801.00	86.29
27	UTTAR PRADESH	80256935.00	8873183.00	11.06	71383752.00	88.94
28	WEST BENGAL	54024326.00	5847009.00	10.82	48177317.00	89.18
TOTAL (STATES)		746023598.00	84360322.00	11.31	661663276.00	88.69
29	A. & N. ISLANDS	1097965.00	348381.00	31.73	749584.00	68.27
30	CHANDIGARH	1720271.00	194388.00	11.30	1525883.00	88.70
31	DADRA & NAGAR HAVELI	219725.00	88548.00	40.30	131177.00	59.70
32	DAMAN & DIU	186458.00	40252.00	21.59	146206.00	78.41
33	DELHI	15386416.00	2352616.00	15.29	13033800.00	84.71
34	LAKSHADWEEP	137953.00	21645.00	15.69	116308.00	84.31
35	PUDUCHERRY	1833011.00	654684.00	35.72	1178327.00	64.28
TOTAL (U.T.s)		20581799.00	3700514.00	17.98	16881285.00	82.02
TOTAL (STATES & U.T.)		766605397.00	88060836.00	11.49	678544561.00	88.51
TOTAL (CENTRE)		178231634.00	145525237.00	81.65	32706397.00	18.35
GRAND TOTAL		944837031.00	233586073.00	24.72	711250958.00	75.28

...NICNET...

STATEMENT NO (5) : PLAN & NONPLAN BUDGETED EXPENDITURE ON EDUCATION OF EDUCATION DEPARTMENT
(REVENUE ACCOUNT)

(RUPEES IN THOUSANDS)

2006-07 (REVISED ESTIMATES)

S.NO.	STATE/ UNION TERRITORY	TOTAL EXP. ON EDN. OF THE EDN. DEPARTMENT	PLAN EXP. ON EDN. OF THE EDUCATION DEPARTMENT	% AGE OF COL.(8) TO COL.(7)	NON-PLAN EXP. ON EDN. OF THE EDN. DEPARTMENT	% AGE OF COL.(10) TO COL.(7)
1		7	8	9	10	11
1	ANDHRA PRADESH	58802840.00	5292725.00	9.00	53510115.00	91.00
2	ARUNACHAL PRADESH	2151136.00	1180643.00	54.88	970493.00	45.12
3	ASSAM	34854763.00	923970.00	2.65	33930793.00	97.35
4	BIHAR	49924581.00	7175272.00	14.37	42749309.00	85.63
5	CHHATTISGARH	16117634.00	8854067.00	54.93	7263567.00	45.07
6	GOA	3638273.00	1026744.00	28.22	2611529.00	71.78
7	GUJARAT	43292326.00	4531852.00	10.47	38760474.00	89.53
8	HARYANA	21111185.00	2704244.00	12.81	18406941.00	87.19
9	HIMACHAL PRADESH	12446102.00	1872310.00	15.04	10573792.00	84.96
10	JAMMU & KASHMIR	11538122.00	1677529.00	14.54	9860593.00	85.46
11	JHARKHAND	19772898.00	4422830.00	22.37	15350068.00	77.63
12	KARNATAKA	56908415.00	12931288.00	22.72	43977127.00	77.28
13	KERALA	47845694.00	1472094.00	3.08	46373600.00	96.92
14	MADHYA PRADESH	34350266.00	7687842.00	22.38	26662424.00	77.62
15	MAHARASHTRA	123116505.00	7821995.00	6.35	115294510.00	93.65
16	MANIPUR	3318907.00	525259.00	15.83	2793648.00	84.17
17	MEGHALAYA	3048598.00	954550.00	31.31	2094048.00	68.69
18	MIZORAM	2594845.00	1079218.00	41.59	1515627.00	58.41
19	NAGALAND	2962005.00	507012.00	17.12	2454993.00	82.88
20	ORISSA	24985260.00	3016960.00	12.07	21968300.00	87.93
21	PUNJAB	24811875.00	2160480.00	8.71	22651395.00	91.29
22	RAJASTHAN	47884388.00	4744467.00	9.91	43139921.00	90.09
23	SIKKIM	1898117.00	700988.00	36.93	1197129.00	63.07
24	TAMIL NADU	67313394.00	3591305.00	5.34	63722089.00	94.66
25	TRIPURA	4758332.00	287417.00	6.04	4470915.00	93.96
26	UTTARAKHAND	12732597.00	2200331.00	17.28	10532266.00	82.72
27	UTTAR PRADESH	96467455.00	11906373.00	12.34	84561082.00	87.66
28	WEST BENGAL	61978576.00	7783926.00	12.56	54194650.00	87.44
	TOTAL (STATES)	890625089.00	109033691.00	12.24	781591398.00	87.76
29	A. & N. ISLANDS	1260700.00	387000.00	30.70	873700.00	69.30
30	CHANDIGARH	1861678.00	242300.00	13.02	1619378.00	86.98
31	DADRA & NAGAR HAVELI	233300.00	101300.00	43.42	132000.00	56.58
32	DAMAN & DIU	205300.00	55300.00	26.94	150000.00	73.06
33	DELHI	17769669.00	3073000.00	17.29	14696669.00	82.71
34	LAKSHADWEEP	164600.00	25900.00	15.74	138700.00	84.26
35	PUDUCHERRY	2102856.00	834355.00	39.68	1268501.00	60.32
	TOTAL (U.T.s)	23598103.00	4719155.00	20.00	18878948.00	80.00
	TOTAL (STATES & U.T.)	914223192.00	113752846.00	12.44	800470346.00	87.56
	TOTAL (CENTRE)	242490000.00	207440000.00	85.55	35050000.00	14.45
	GRAND TOTAL	1156713192.00	321192846.00	27.77	835520346.00	72.23

...NICNET...

STATEMENT NO (5) : PLAN & NONPLAN BUDGETED EXPENDITURE ON EDUCATION OF EDUCATION DEPARTMENT
(REVENUE ACCOUNT)

(RUPEES IN THOUSANDS)

2007-08 (BUDGET ESTIMATES)

S.NO.	STATE/ UNION TERRITORY	TOTAL EXP. ON EDN. OF THE EDN. DEPARTMENT	PLAN EXP. ON EDN. OF THE EDUCATION DEPARTMENT	% AGE OF COL.(13) TO COL.(12)	NON-PLAN EXP. ON EDN. OF THE EDN. DEPARTMENT	% AGE OF COL.(15) TO COL.(12)
1		12	13	14	15	16
1	ANDHRA PRADESH	66978548.00	6723401.00	10.04	60255147.00	89.96
2	ARUNACHAL PRADESH	2058855.00	1033100.00	50.18	1025755.00	49.82
3	ASSAM	34481463.00	864020.00	2.51	33617443.00	97.49
4	BIHAR	48852632.00	2785848.00	5.70	46066784.00	94.30
5	CHHATTISGARH	17739423.00	9225207.00	52.00	8514216.00	48.00
6	GOA	3397873.00	578355.00	17.02	2819518.00	82.98
7	GUJARAT	46064554.00	6228656.00	13.52	39835898.00	86.48
8	HARYANA	25132983.00	3713935.00	14.78	21419048.00	85.22
9	HIMACHAL PRADESH	14708477.00	1845174.00	12.54	12863303.00	87.46
10	JAMMU & KASHMIR	12362247.00	1877430.00	15.19	10484817.00	84.81
11	JHARKHAND	20131944.00	5756200.00	28.59	14375744.00	71.41
12	KARNATAKA	67321258.00	14086602.00	20.92	53234656.00	79.08
13	KERALA	60500318.00	1413500.00	2.34	59086818.00	97.66
14	MADHYA PRADESH	39562657.00	10027894.00	25.35	29534763.00	74.65
15	MAHARASHTRA	120877819.00	6571293.00	5.44	114306526.00	94.56
16	MANIPUR	3396086.00	531275.00	15.64	2864811.00	84.36
17	MEGHALAYA	3705896.00	1444050.00	38.97	2261846.00	61.03
18	MIZORAM	2699784.00	989110.00	36.64	1710674.00	63.36
19	NAGALAND	3053342.00	305436.00	10.00	2747906.00	90.00
20	ORISSA	27269430.00	3645914.00	13.37	23623516.00	86.63
21	PUNJAB	27521048.00	2228667.00	8.10	25292381.00	91.90
22	RAJASTHAN	51890161.00	4024563.00	7.76	47865598.00	92.24
23	SIKKIM	2029648.00	719282.00	35.44	1310366.00	64.56
24	TAMIL NADU	80965131.00	6741670.00	8.33	74223461.00	91.67
25	TRIPURA	5602094.00	145060.00	2.59	5457034.00	97.41
26	UTTARAKHAND	14714863.00	2668415.00	18.13	12046448.00	81.87
27	UTTAR PRADESH	99325642.00	5829852.00	5.87	93495790.00	94.13
28	WEST BENGAL	62880707.00	6211958.00	9.88	56668749.00	90.12
TOTAL (STATES)		965224883.00	108215867.00	11.21	857009016.00	88.79
29	A. & N. ISLANDS	1295201.00	396500.00	30.61	898701.00	69.39
30	CHANDIGARH	1972767.00	302800.00	15.35	1669967.00	84.65
31	DADRA & NAGAR HAVELI	246400.00	109600.00	44.48	136800.00	55.52
32	DAMAN & DIU	204700.00	49900.00	24.38	154800.00	75.62
33	DELHI	21761853.00	4849000.00	22.28	16912853.00	77.72
34	LAKSHADWEEP	177150.00	36150.00	20.41	141000.00	79.59
35	PUDUCHERRY	2220490.00	902019.00	40.62	1318471.00	59.38
TOTAL (U.T.s)		27878561.00	6645969.00	23.84	21232592.00	76.16
TOTAL (STATES & U.T.)		993103444.00	114861836.00	11.57	878241608.00	88.43
TOTAL (CENTRE)		323517200.00	286715000.00	88.62	36802200.00	11.38
GRAND TOTAL		1316620644.00	401576836.00	30.50	915043808.00	69.50

...NICNET...

STATEMENT NO. (6): TOTAL PLAN BUDGETED EXPENDITURE ON EDUCATION BY ALL DEPARTMENTS
(REVENUE ACCOUNT)

(RUPEES IN THOUSANDS)

SL. NO.	STATE/UNION TERRITORY	2005-06(ACTUALS)				2006-07(R.E.)				2007-08(B.E.)			
		PLAN EXP.	PLAN EXP.	TOTAL PLAN	%AGE OF PLAN	PLAN EXP.	PLAN EXP.	TOTAL PLAN	%AGE OF PLAN	PLAN EXP.	PLAN EXP.	TOTAL PLAN	%AGE OF
		BY EDN.	BY OTHER	EXPENDITURE	EXP. TO TOTAL	BY EDN.	BY OTHER	EXPENDITURE	EXP. TO TOTAL	BY EDN.	BY OTHER	EXPENDITURE	EXP. TO
EDN.	DEPARTMENT	DEPERTMENT	EXP. ON EDN.	DEPARTMENT	DEPERTMENT	EXP. ON EDN.	DEPARTMENT	DEPERTMENT	EXP. ON	DEPARTMENT	DEPERTMENT	EXP. ON	
1	ANDHRA PRADESH	4840639.00	8321810.00	13162449.00	19.18	5292725.00	10630736.00	15923461.00	19.54	6723401.00	10646826.00	17370227.00	17.97
2	ARUNACHAL PRADESH	1147687.00	24876.00	1172563.00	56.01	1180643.00	105051.00	1285694.00	55.52	1033100.00	81860.00	1114960.00	50.49
3	ASSAM	2583113.00	420144.00	3003257.00	11.92	923970.00	1091977.00	2015947.00	5.50	864020.00	526302.00	1390322.00	3.89
4	BIHAR	4555289.00	442209.00	4997498.00	11.07	7175272.00	1177380.00	8352652.00	15.54	2785848.00	1785899.00	4571747.00	8.56
5	CHHATTISGARH	5311977.00	543242.00	5855219.00	35.11	8854067.00	1021549.00	9875616.00	44.68	9225207.00	1040246.00	10265453.00	41.97
6	GOA	481291.00	209962.00	691253.00	19.76	1026744.00	284186.00	1310930.00	30.41	578355.00	324898.00	903253.00	21.86
7	GUJARAT	2735822.00	2894382.00	5630204.00	11.82	4531852.00	3998247.00	8530099.00	16.50	6228656.00	4604650.00	10833306.00	19.71
8	HARYANA	2302237.00	1080408.00	3382645.00	15.78	2704244.00	1761105.00	4465349.00	17.20	3713935.00	2283016.00	5996951.00	19.46
9	HIMACHAL PRADESH	1599496.00	615538.00	2215034.00	17.53	1872310.00	656111.00	2528421.00	18.49	1845174.00	771603.00	2616777.00	16.31
10	JAMMU & KASHMIR	1677529.00	4700.00	1682229.00	12.25	1877430.00	20000.00	1897430.00	12.88
11	JHARKHAND	3453164.00	386398.00	3839562.00	21.06	4422830.00	1157383.00	5580213.00	23.47	5756200.00	1606071.00	7362271.00	30.07
12	KARNATAKA	10193951.00	2374627.00	12568578.00	23.57	12931288.00	3609749.00	16541037.00	25.31	14086602.00	3864914.00	17951516.00	23.15
13	KERALA	1445782.00	2522785.00	3968567.00	9.93	1472094.00	2854903.00	4326997.00	7.74	1413500.00	2360271.00	3773771.00	5.52
14	MADHYA PRADESH	6205263.00	4627714.00	10832977.00	27.60	7687842.00	5546844.00	13234686.00	30.51	10027894.00	7232892.00	17260786.00	34.18
15	MAHARASHTRA	4678899.00	6872157.00	11551056.00	9.10	7821995.00	9719961.00	17541956.00	11.84	6571293.00	9216447.00	15787740.00	10.84
16	MANIPUR	904214.00	172211.00	1076425.00	25.18	525259.00	181526.00	706785.00	18.88	531275.00	220380.00	751655.00	19.60
17	MEGHALAYA	919261.00	207915.00	1127176.00	35.82	954550.00	408843.00	1363393.00	38.03	1444050.00	586908.00	2030958.00	45.83
18	MIZORAM	1076636.00	141055.00	1217691.00	45.95	1079218.00	257597.00	1336815.00	45.77	989110.00	245104.00	1234214.00	40.90
19	NAGALAND	435362.00	97925.00	533287.00	17.01	507012.00	191657.00	698669.00	20.66	305436.00	193195.00	498631.00	14.27
20	ORISSA	3031042.00	496404.00	3527446.00	13.80	3016960.00	1045136.00	4062096.00	14.35	3645914.00	1301286.00	4947200.00	15.63
21	PUNJAB	928866.00	202059.00	1130925.00	4.55	2160480.00	134961.00	2295441.00	8.35	2228667.00	438565.00	2667232.00	8.70
22	RAJASTHAN	5602654.00	474180.00	6076834.00	12.50	4744467.00	537585.00	5282052.00	10.41	4024563.00	767241.00	4791804.00	8.69
23	SIKKIM	659161.00	126631.00	785792.00	39.12	700988.00	183439.00	884427.00	41.48	719282.00	242014.00	961296.00	41.29
24	TAMIL NADU	2750611.00	4102564.00	6853175.00	11.72	3591305.00	4781745.00	8373050.00	10.56	6741670.00	4605275.00	11346945.00	11.99
25	TRIPURA	229181.00	301291.00	530472.00	11.39	287417.00	359597.00	647014.00	12.48	145060.00	423546.00	568606.00	9.31
26	UTTARAKHAND	1568532.00	491382.00	2059914.00	16.25	2200331.00	761066.00	2961397.00	20.79	2668415.00	1500328.00	4168743.00	24.24
27	UTTAR PRADESH	8873183.00	9810811.00	18683994.00	18.65	11906373.00	11811538.00	23717911.00	20.16	5829852.00	10131715.00	15961567.00	12.41
28	WEST BENGAL	5847009.00	784867.00	6631876.00	11.51	7783926.00	801045.00	8584971.00	13.01	6211958.00	908281.00	7120239.00	10.54
TOTAL STATES		84360322.00	48745547.00	133105869.00	15.18	109033691.00	65075617.00	174109308.00	16.63	108215867.00	67929733.00	176145600.00	15.34
29	A. & N. ISLANDS	348381.00	52464.00	400845.00	33.59	387000.00	57150.00	444150.00	32.54	396500.00	54068.00	450568.00	32.22
30	CHANDIGARH	194388.00	217347.00	411735.00	17.76	242300.00	227795.00	470095.00	19.01	302800.00	200000.00	502800.00	19.43
31	DADRA & NAGAR HAVELI	88548.00	6377.00	94925.00	41.36	101300.00	6755.00	108055.00	44.15	109600.00	4000.00	113600.00	44.71
32	DAMAN & DIU	40252.00	10114.00	50366.00	24.24	55300.00	12200.00	67500.00	29.45	49900.00	10800.00	60700.00	26.72
33	DELHI	2352616.00	325577.00	2678193.00	16.15	3073000.00	491254.00	3564254.00	18.56	4849000.00	675000.00	5524000.00	23.53
34	LAKSHADWEEP	21645.00	13130.00	34775.00	21.16	25900.00	12690.00	38590.00	19.87	36150.00	25675.00	61825.00	28.07
35	PUDUCHERRY	654684.00	493735.00	1148419.00	45.76	834355.00	936339.00	1770694.00	54.74	902019.00	858390.00	1760409.00	53.68
TOTAL U. T.		3700514.00	1118744.00	4819258.00	20.77	4719155.00	1744183.00	6463338.00	23.99	6645969.00	1827933.00	8473902.00	26.95
TOTAL (STATES & UTs)		88060836.00	49864291.00	137925127.00	15.32	113752846.00	66819800.00	180572646.00	16.82	114861836.00	69757666.00	184619502.00	15.65
TOTAL (CENTRE)		145525237.00	32706593.00	178231830.00	76.79	207440000.00	40840900.00	248280900.00	81.04	286715000.00	46796275.00	333511275.00	84.77
GRAND TOTAL		233586073.00	82570884.00	316156957.00	27.92	321192846.00	107660700.00	428853546.00	31.07	401576836.00	116553941.00	518130777.00	32.93

STATEMENT NO. (7): PLAN & NON-PLAN BUDGETED EXPENDITURE ON ELEMENTARY EDUCATION

SL. NO.	STATE/UNION TERRITORY	2005-06 (ACTUALS)				2006-07 (R.E.)				2007-08 (B.E.)			
		PLAN	NON-PLAN	TOTAL	% AGE TO TOTAL EXP. ON EDUCATION	PLAN	NON-PLAN	TOTAL	% AGE TO TOTAL EXP. ON EDUCATION	PLAN	NON-PLAN	TOTAL	% AGE TO TOTAL EXP. ON EDUCATION
1	ANDHRA PRADESH	3083193.00	20518725.00	23601918.00	46.73	3288803.00	23735130.00	27023933.00	45.96	3883114.00	26606970.00	30490084.00	45.52
2	ARUNACHAL PRADESH	797324.00	509775.00	1307099.00	64.81	808017.00	579182.00	1387199.00	64.49	640700.00	608884.00	1249584.00	60.69
3	ASSAM	1712923.00	12491353.00	14204276.00	58.45	469830.00	20917269.00	21387099.00	61.36	479000.00	20392103.00	20871103.00	60.53
4	BIHAR	4322871.00	22423027.00	26745898.00	62.91	6230110.00	25632279.00	31862389.00	63.82	1943500.00	28527751.00	30471251.00	62.37
5	CHHATTISGARH	3279692.00	4529907.00	7809599.00	65.76	5585212.00	4942502.00	10527714.00	65.32	5329445.00	6318619.00	11648064.00	65.66
6	COA	56447.00	580282.00	636729.00	21.65	82275.00	618314.00	700589.00	19.26	82099.00	686969.00	769068.00	22.63
7	GUJARAT	1724709.00	20325841.00	22050550.00	54.43	3033245.00	21619308.00	24652553.00	56.94	3507334.00	21264684.00	24772018.00	53.78
8	HARYANA	708504.00	7864085.00	8572589.00	46.53	663800.00	8781951.00	9445751.00	44.74	752945.00	10175941.00	10928886.00	43.48
9	HIMACHAL PRADESH	679536.00	5511780.00	6191316.00	53.72	1353495.00	5831723.00	7185218.00	57.73	1193075.00	8284632.00	9477707.00	64.44
10	JAMMU & KASHMIR	0.00	3313246.00	3313246.00	48.23	1648418.00	3886630.00	5535048.00	47.97	1737000.00	4149405.00	5886405.00	47.62
11	JHARKHAND	2369095.00	8430344.00	10799439.00	69.08	3025135.00	10494262.00	13519397.00	68.37	4351500.00	9598051.00	13949551.00	69.29
12	KARNATAKA	7315214.00	19355691.00	26670905.00	56.27	7649992.00	23395329.00	31045321.00	54.55	8235276.00	29431746.00	37667022.00	55.95
13	KERALA	237575.00	13663188.00	13900763.00	41.23	0.00	19185896.00	19185896.00	40.10	0.00	28160785.00	28160785.00	46.55
14	MADHYA PRADESH	4626069.00	14721207.00	19347276.00	68.43	6030850.00	16679520.00	22710370.00	66.11	7813320.00	18553956.00	26367276.00	66.65
15	MAHARASHTRA	1583314.00	46154106.00	47737420.00	45.18	3239613.00	52958669.00	56198302.00	45.65	3407444.00	51998088.00	55405532.00	45.84
16	MANIPUR	258761.00	1514007.00	1772768.00	46.02	190030.00	1488226.00	1678256.00	50.57	297985.00	1484361.00	1782346.00	52.48
17	MEGHALAYA	498979.00	1052768.00	1551747.00	54.76	466400.00	1092406.00	1558806.00	51.13	744400.00	1121804.00	1866204.00	50.36
18	MIZORAM	603212.00	777685.00	1380897.00	56.29	547912.00	873630.00	1421542.00	54.78	444560.00	989250.00	1433810.00	53.11
19	NAGALAND	171893.00	1467853.00	1639746.00	58.31	311873.00	1600993.00	1912866.00	64.58	193404.00	1790239.00	1983643.00	64.97
20	ORISSA	687873.00	11888358.00	12576231.00	55.14	301154.00	13666095.00	13967249.00	55.90	951102.00	14435852.00	15386954.00	56.43
21	PUNJAB	338212.00	5014405.00	5352617.00	23.96	946076.00	5089403.00	6035479.00	24.32	1401275.00	5585785.00	6987060.00	25.39
22	RAJASTHAN	4622696.00	22890372.00	27513068.00	59.90	4144006.00	24180316.00	28324322.00	59.15	3445498.00	26794526.00	30240024.00	58.28
23	SIKKIM	290966.00	584666.00	875632.00	47.74	310470.00	587136.00	897606.00	47.29	318657.00	666901.00	985558.00	48.56
24	TAMIL NADU	1684834.00	18354019.00	20038853.00	40.91	2555005.00	27489539.00	30044544.00	44.63	4523477.00	31454568.00	35978045.00	44.44
25	TRIPURA	191183.00	1646278.00	1837461.00	42.69	131224.00	1685680.00	1816904.00	38.18	27302.00	2162507.00	2189809.00	39.09
26	UTTARAKHAND	243225.00	4756045.00	4999270.00	43.71	168062.00	5201658.00	5369720.00	42.17	392565.00	5992450.00	6385015.00	43.39
27	UTTAR PRADESH	4933705.00	42767544.00	47701249.00	59.44	3522663.00	51806595.00	55329258.00	57.36	2682976.00	59612487.00	62295463.00	62.72
28	WEST BENGAL	4823659.00	16230862.00	21054521.00	38.97	5694372.00	18045745.00	23740117.00	38.30	4289800.00	18829757.00	23119557.00	36.77
TOTAL STATES		51845664.00	329337419.00	381183083.00	51.10	62398042.00	392065406.00	454463448.00	51.03	63068753.00	435679071.00	498747824.00	51.67
29	A. & N. ISLANDS	155538.00	383702.00	539240.00	49.11	168600.00	453347.00	621947.00	49.33	162100.00	474895.00	636995.00	49.18
30	CHANDIGARH	90366.00	372691.00	463057.00	26.92	101780.00	393800.00	495580.00	26.62	114100.00	409700.00	523800.00	26.55
31	DADRA & NAGAR HAVELI	52295.00	99246.00	151541.00	68.97	57400.00	97800.00	155200.00	66.52	62300.00	100270.00	162570.00	65.98
32	DAMAN & DIU	5954.00	74438.00	80392.00	43.12	9390.00	73000.00	82390.00	40.13	9500.00	75700.00	85200.00	41.62
33	DELHI	1162131.00	0.00	1162131.00	7.55	1389000.00	85.00	1389085.00	7.82	1571700.00	0.00	1571700.00	7.22
34	LAKSHADWEEP	2417.00	4106.00	6523.00	4.73	2800.00	4400.00	7200.00	4.37	12700.00	5000.00	17700.00	9.99
35	PUDUCHERRY	205573.00	516172.00	721745.00	39.37	245415.00	541900.00	787315.00	37.44	234187.00	562707.00	796894.00	35.89
TOTAL U.T.		1674274.00	1450355.00	3124629.00	15.18	1974385.00	1564332.00	3538717.00	15.00	2166587.00	1628272.00	3794859.00	13.61
TOTAL (STATE & UTs)		53519938.00	330787774.00	384307712.00	50.13	64372427.00	393629738.00	458002165.00	50.10	65235340.00	437307343.00	502542683.00	50.60
CENTRE TOTAL		117493300.00	18900.00	117512200.00	65.93	168925000.00	29400.00	168954400.00	69.67	186260000.00	30000.00	186290000.00	57.58
GRAND TOTAL		171013238.00	330806674.00	501819912.00	53.11	233297427.00	393659138.00	626956565.00	54.20	251495340.00	437337343.00	688832683.00	52.32

NICNET..

STATEMENT NO. (8): PLAN & NON-PLAN BUDGETED EXPENDITURE ON ELEMENTARY EDUCATION (Sub-head wise)

ACCOUNT: REVENUE ACCOUNT
PROGRAM: DIRECTION, INSPECTION & ADMINISTRATION

(RUPEES IN THOUSANDS)

SL. NO.	STATE/UNION TERRITORY	2005-06 (ACTUALS)				2006-07 (R.E.)				2007-08 (B.E.)			
		PLAN	NON-PLAN	TOTAL	% AGE TO TOTAL EXP. ON PMY. EDN.	PLAN	NON-PLAN	TOTAL	% AGE TO TOTAL EXP. ON PMY. EDN.	PLAN	NON-PLAN	TOTAL	% AGE TO TOTAL EXP. ON PMY. EDN.
1	ANDHRA PRADESH	200583.00	0.00	200583.00	.85	146476.00	0.00	146476.00	.54	483382.00	0.00	483382.00	1.59
2	ARUNACHAL PRADESH	483062.00	509775.00	992837.00	75.96	541087.00	579182.00	1120269.00	80.76	550600.00	608884.00	1159484.00	92.79
3	ASSAM	35567.00	280319.00	315886.00	2.22	740.00	1320867.00	1321607.00	6.18	100.00	1786137.00	1786237.00	8.56
4	BIHAR	0.00	280004.00	280004.00	1.05	2000.00	288287.00	290287.00	.91	1000.00	294048.00	295048.00	.97
5	CHHATTISGARH	71483.00	143419.00	214902.00	2.75	76668.00	151917.00	228585.00	2.17	72536.00	175799.00	248335.00	2.13
6	GOA	0.00	25453.00	25453.00	4.00	0.00	26615.00	26615.00	3.80	0.00	29222.00	29222.00	3.80
7	GUJARAT	34883.00	93671.00	128554.00	.58	23332.00	98650.00	121982.00	.49	30218.00	117290.00	147508.00	.60
8	HARYANA	1500.00	224928.00	226428.00	2.64	2820.00	210989.00	213809.00	2.26	2320.00	304102.00	306422.00	2.80
9	HIMACHAL PRADESH	13710.00	111232.00	124942.00	2.02	26184.00	118875.00	145059.00	2.02	108740.00	534031.00	642771.00	6.78
10	JAMMU & KASHMIR	0.00	1750832.00	1750832.00	52.84	0.00	2160930.00	2160930.00	39.04	0.00	2318530.00	2318530.00	39.39
11	JHARKHAND	0.00	110442.00	110442.00	1.02	0.00	143694.00	143694.00	1.06	0.00	172303.00	172303.00	1.24
12	KARNATAKA	672.00	4134.00	4806.00	.02	5169.00	4853.00	10022.00	.03	6746.00	5160.00	11906.00	.03
13	KERALA	0.00	196308.00	196308.00	1.41	0.00	229002.00	229002.00	1.19	0.00	6296951.00	6296951.00	22.36
14	MADHYA PRADESH	0.00	306818.00	306818.00	1.59	0.00	349014.00	349014.00	1.54	0.00	368063.00	368063.00	1.40
15	MAHARASHTRA	0.00	545360.00	545360.00	1.14	0.00	613446.00	613446.00	1.09	0.00	598739.00	598739.00	1.08
16	MANIPUR	9423.00	64756.00	74179.00	4.18	3440.00	43108.00	46548.00	2.77	1300.00	44079.00	45379.00	2.55
17	MEGHALAYA	4902.00	34662.00	39564.00	2.55	7900.00	35231.00	43131.00	2.77	8900.00	36483.00	45383.00	2.43
18	MIZORAM	186803.00	19292.00	206095.00	14.92	57650.00	17650.00	75300.00	5.30	133750.00	20580.00	154330.00	10.76
19	NAGALAND
20	ORISSA	0.00	266040.00	266040.00	2.12	0.00	283062.00	283062.00	2.03	0.00	315851.00	315851.00	2.05
21	PUNJAB	0.00	48124.00	48124.00	.90	0.00	55425.00	55425.00	.92	0.00	59354.00	59354.00	.85
22	RAJASTHAN	588475.00	338027.00	926502.00	3.37	3056.00	707996.00	711052.00	2.51	5290.00	75586.00	760876.00	2.52
23	SIKKIM
24	TAMIL NADU	0.00	583371.00	583371.00	2.91	0.00	759335.00	759335.00	2.53	0.00	847403.00	847403.00	2.36
25	TRIPURA	248.00	206506.00	206754.00	11.25	500.00	78578.00	79078.00	4.35	1132.00	81839.00	82971.00	3.79
26	UTTARAKHAND
27	UTTAR PRADESH	0.00	450650.00	450650.00	.94	0.00	611586.00	611586.00	1.11	0.00	802904.00	802904.00	1.29
28	WEST BENGAL	0.00	220575.00	220575.00	1.05	12000.00	247506.00	259506.00	1.09	14000.00	261782.00	275782.00	1.19
TOTAL STATES		1631311.00	6814698.00	8446009.00	2.22	909022.00	9135798.00	10044820.00	2.21	1420014.00	16835120.00	18255134.00	3.66
29	A. & N. ISLANDS
30	CHANDIGARH	54906.00	350964.00	405870.00	87.65	72217.00	371543.00	443760.00	89.54	89000.00	387063.00	476063.00	90.89
31	DADRA & NAGAR HAVELI	9945.00	89913.00	99858.00	65.90	11100.00	87100.00	98200.00	63.27	12050.00	89570.00	101620.00	62.51
32	DAMAN & DIU	1409.00	73498.00	74907.00	93.18	1690.00	71900.00	73590.00	89.32	1800.00	74600.00	76400.00	89.67
33	DELHI
34	LAKSHADWEEP
35	PUDUCHERRY	717.00	514437.00	515154.00	71.38	4187.00	540520.00	544707.00	69.19	187.00	560598.00	560785.00	70.37
TOTAL U.T.		66977.00	1028812.00	1095789.00	35.07	89194.00	1071063.00	1160257.00	32.79	103037.00	1111831.00	1214868.00	32.01
TOTAL (STATE & UTs)		1698288.00	7843510.00	9541798.00	2.48	998216.00	10206861.00	11205077.00	2.45	1523051.00	17946951.00	19470002.00	3.87

..NICNET..

STATEMENT NO. (8): PLAN & NON-PLAN BUDGETED EXPENDITURE ON ELEMENTARY EDUCATION (Sub-head wise)

ACCOUNT: REVENUE ACCOUNT
PROGRAM: GOVERNMENT PRIMARY SCHOOLS

(RUPEES IN THOUSANDS)

SL. NO.	STATE/UNION TERRITORY	2005-06 (ACTUALS)				2006-07 (R.E.)				2007-08 (B.E.)			
		PLAN	NON-PLAN	TOTAL	% AGE TO TOTAL EXP. ON PMY. EDN.	PLAN	NON-PLAN	TOTAL	% AGE TO TOTAL EXP. ON PMY. EDN.	PLAN	NON-PLAN	TOTAL	% AGE TO TOTAL EXP. ON PMY. EDN.
1	ANDHRA PRADESH	29276.00	1256463.00	1285739.00	5.45	22990.00	1021760.00	1044750.00	3.87	5000.00	1184367.00	1189367.00	3.90
2	ARUNACHAL PRADESH
3	ASSAM	644023.00	11531006.00	12175029.00	85.71	121550.00	18708213.00	18829763.00	88.04	0.00	18446854.00	18446854.00	88.38
4	BIHAR	1260844.00	16904155.00	18164999.00	67.92	1645218.00	24881213.00	26526431.00	83.25	1942500.00	17998727.00	19941227.00	65.44
5	CHHATTISGARH	2879055.00	3819825.00	6698880.00	85.78	5042389.00	4067431.00	9109820.00	86.53	2260714.00	5159202.00	7419916.00	63.70
6	COA	0.00	408228.00	408228.00	64.11	3105.00	427370.00	430475.00	61.44	20.00	473318.00	473338.00	61.55
7	GUJARAT	1134139.00	20058392.00	21192531.00	96.11	2125194.00	21368233.00	23493427.00	95.30	2377788.00	21002400.00	23380188.00	94.38
8	HARYANA	216005.00	6796068.00	7012073.00	81.80	246580.00	8029488.00	8276068.00	87.62	264490.00	9456930.00	9721420.00	88.95
9	HIMACHAL PRADESH	400568.00	5205925.00	5606493.00	90.55	1109989.00	5548664.00	6658653.00	92.67	63900.00	7543147.00	7607047.00	80.26
10	JAMMU & KASHMIR	0.00	1562414.00	1562414.00	47.16	1648418.00	1725700.00	3374118.00	60.96	1737000.00	1830875.00	3567875.00	60.61
11	JHARKHAND	492854.00	7651047.00	8143901.00	75.41	1427535.00	9898367.00	11325902.00	83.78	182100.00	8942847.00	9124947.00	65.41
12	KARNATAKA
13	KERALA	0.00	4398837.00	4398837.00	31.64	0.00	7210273.00	7210273.00	37.58	0.00	8787372.00	8787372.00	31.20
14	MADHYA PRADESH	4284665.00	11928008.00	16212673.00	83.80	5968811.00	13817891.00	19786702.00	87.13	7280773.00	15360855.00	22641628.00	85.87
15	MAHARASHTRA	0.00	0.00	0.00	0.00	0.00	0.00	0.00	0.00	0.00	0.00	0.00	0.00
16	MANIPUR	95.00	1005009.00	1005104.00	56.70	3400.00	982511.00	985911.00	58.75	1000.00	973160.00	974160.00	54.66
17	MEGHALAYA	116838.00	609087.00	725925.00	46.78	132627.00	636760.00	769387.00	49.36	152256.00	651578.00	803834.00	43.07
18	MIZORAM	189827.00	751309.00	941136.00	68.15	418462.00	845590.00	1264052.00	88.92	243810.00	959300.00	1203110.00	83.91
19	NAGALAND	105738.00	1454605.00	1560343.00	95.16	93070.00	1597480.00	1690550.00	88.38	32600.00	1786726.00	1819326.00	91.72
20	ORISSA	69257.00	10457019.00	10526276.00	83.70	30789.00	11446611.00	11477400.00	82.17	51139.00	12191255.00	12242394.00	79.56
21	PUNJAB	338212.00	4936097.00	5274309.00	98.54	946076.00	4979654.00	5925730.00	98.18	1401275.00	5472107.00	6873382.00	98.37
22	RAJASTHAN	480094.00	11733221.00	12221315.00	44.42	528399.00	12060703.00	12589102.00	44.45	50873.00	14014122.00	14064995.00	46.51
23	SIKKIM	246599.00	578257.00	824856.00	94.20	231170.00	579392.00	810562.00	90.30	245754.00	658558.00	904312.00	91.76
24	TAMIL NADU	1030103.00	12027969.00	13058072.00	65.16	1425302.00	19220470.00	20645772.00	68.72	3000000.00	22109963.00	25109963.00	69.79
25	TRIPURA	190571.00	1382302.00	1572873.00	85.60	130134.00	1561276.00	1691410.00	93.09	24535.00	2029979.00	2054514.00	93.82
26	UTTARAKHAND	0.00	8045.00	8045.00	.16	0.00	8736.00	8736.00	.16	84861.00	5630941.00	5715802.00	89.52
27	UTTAR PRADESH	0.00	106206.00	106206.00	.22	0.00	127573.00	127573.00	.23	0.00	183352.00	183352.00	.29
28	WEST BENGAL	0.00	23582.00	23582.00	.11	0.00	26512.00	26512.00	.11	0.00	28038.00	28038.00	.12
TOTAL STATES		14116763.00	136593076.00	150709839.00	39.54	23301208.00	170777871.00	194079079.00	42.71	21402388.00	182875973.00	204278361.00	40.96
29	A. & N. ISLANDS	85802.00	366847.00	452649.00	83.94	98056.00	432370.00	530426.00	85.28	97700.00	453874.00	551574.00	86.59
30	CHANDIGARH
31	DADRA & NAGAR HAVELI
32	DAMAN & DIU
33	DELHI
34	LAKSHADWEEP	2417.00	4106.00	6523.00	100.00	2800.00	4400.00	7200.00	100.00	12700.00	4500.00	17200.00	97.18
35	PUDUCHERRY
TOTAL U.T.		88219.00	370953.00	459172.00	14.70	100856.00	436770.00	537626.00	15.19	110400.00	458374.00	568774.00	14.99
TOTAL (STATE & UTs)		14204982.00	136964029.00	151169011.00	39.34	23402064.00	171214641.00	194616705.00	42.49	21512788.00	183334347.00	204847135.00	40.76

..NICNET..

STATEMENT NO. (8): PLAN & NON-PLAN BUDGETED EXPENDITURE ON ELEMENTARY EDUCATION (Sub-head wise)

ACCOUNT: REVENUE ACCOUNT
PROGRAM: ASSISTANCE TO NON-GOVT. PRIMARY SCHOOLS

(RUPEES IN THOUSANDS)

SL. NO.	STATE/UNION TERRITORY	2005-06 (ACTUALS)				2006-07 (R.E.)				2007-08 (B.E.)			
		PLAN	NON-PLAN	TOTAL	% AGE TO TOTAL EXP. ON PMY. EDN.	PLAN	NON-PLAN	TOTAL	% AGE TO TOTAL EXP. ON PMY. EDN.	PLAN	NON-PLAN	TOTAL	% AGE TO TOTAL EXP. ON PMY. EDN.
1	ANDHRA PRADESH	0.00	1284910.00	1284910.00	5.44	0.00	1530413.00	1530413.00	5.66	0.00	1623262.00	1623262.00	5.32
2	ARUNACHAL PRADESH	74000.00	0.00	74000.00	5.66	10000.00	0.00	10000.00	.72	5000.00	0.00	5000.00	.40
3	ASSAM	5927.00	141857.00	147784.00	1.04	68102.00	310826.00	378928.00	1.77	0.00	93041.00	93041.00	.45
4	BIHAR	0.00	55359.00	55359.00	.21	0.00	55360.00	55360.00	.17	0.00	55360.00	55360.00	.18
5	CHHATTISGARH	8186.00	67534.00	75720.00	.97	7240.00	92700.00	99940.00	.95	10400.00	127500.00	137900.00	1.18
6	GOA
7	GUJARAT
8	HARYANA	0.00	80724.00	80724.00	.94	0.00	101435.00	101435.00	1.07	0.00	111575.00	111575.00	1.02
9	HIMACHAL PRADESH	0.00	20850.00	20850.00	.34	0.00	17596.00	17596.00	.24	0.00	17596.00	17596.00	.19
10	JAMMU & KASHMIR
11	JHARKHAND	1116.00	645924.00	647040.00	5.99	10000.00	418287.00	428287.00	3.17	6100.00	440187.00	446287.00	3.20
12	KARNATAKA
13	KERALA	0.00	8203013.00	8203013.00	59.01	0.00	10600148.00	10600148.00	55.25	0.00	11702148.00	11702148.00	41.55
14	MADHYA PRADESH	10438.00	141549.00	151987.00	.79	0.00	173465.00	173465.00	.76	0.00	162553.00	162553.00	.62
15	MAHARASHTRA	0.00	29146.00	29146.00	.06	0.00	25765.00	25765.00	.05	0.00	26200.00	26200.00	.05
16	MANIPUR	65788.00	86483.00	152271.00	8.59	75600.00	87025.00	162625.00	9.69	52200.00	87870.00	140070.00	7.86
17	MEGHALAYA	376951.00	408085.00	785036.00	50.59	320473.00	417950.00	738423.00	47.37	574444.00	431258.00	1005702.00	53.89
18	MIZORAM	226582.00	7084.00	233666.00	16.92	71800.00	10390.00	82190.00	5.78	67000.00	9370.00	76370.00	5.33
19	NAGALAND	4000.00	2000.00	6000.00	.37	4000.00	3513.00	7513.00	.39	4000.00	3513.00	7513.00	.38
20	ORISSA	64895.00	36015.00	100910.00	.80	111495.00	59285.00	170780.00	1.22	90703.00	64366.00	155069.00	1.01
21	PUNJAB	0.00	30184.00	30184.00	.56	0.00	54324.00	54324.00	.90	0.00	54324.00	54324.00	.78
22	RAJASTHAN	0.00	301191.00	301191.00	1.09	0.00	303700.00	303700.00	1.07	0.00	303700.00	303700.00	1.00
23	SIKKIM	443.00	0.00	443.00	.05	330.00	0.00	330.00	.04	500.00	0.00	500.00	.05
24	TAMIL NADU	0.00	5690242.00	5690242.00	28.40	0.00	7451275.00	7451275.00	24.80	0.00	8444741.00	8444741.00	23.47
25	TRIPURA	0.00	41360.00	41360.00	2.25	0.00	42473.00	42473.00	2.34	160.00	45000.00	45160.00	2.06
26	UTTARAKHAND	152090.00	4705746.00	4857836.00	97.17	86061.00	5143528.00	5229589.00	97.39	223702.00	288502.00	512204.00	8.02
27	UTTAR PRADESH	4829800.00	41148491.00	45978291.00	96.39	3399308.00	43690952.00	47090260.00	85.11	2257793.00	55768036.00	58025829.00	93.15
28	WEST BENGAL	0.00	15405928.00	15405928.00	73.17	0.00	16849823.00	16849823.00	70.98	0.00	17825716.00	17825716.00	77.10
TOTAL STATES		5820216.00	78533675.00	84353891.00	22.13	4164409.00	87440233.00	91604642.00	20.16	3292002.00	97685818.00	100977820.00	20.25
29	A. & N. ISLANDS
30	CHANDIGARH	0.00	12486.00	12486.00	2.70	0.00	13500.00	13500.00	2.72	0.00	13500.00	13500.00	2.58
31	DADRA & NAGAR HAVELI
32	DAMAN & DIU
33	DELHI
34	LAKSHADWEEP
35	PUDUCHERRY
TOTAL U. T.		0.00	12486.00	12486.00	.40	0.00	13500.00	13500.00	.38	0.00	13500.00	13500.00	.36
TOTAL (STATE & UTs)		5820216.00	78546161.00	84366377.00	21.95	4164409.00	87453733.00	91618142.00	20.00	3292002.00	97699318.00	100991320.00	20.10

. . . NICNET . . .

STATEMENT NO. (8): PLAN & NON-PLAN BUDGETED EXPENDITURE ON ELEMENTARY EDUCATION (Sub-head wise)

ACCOUNT: REVENUE ACCOUNT
PROGRAM: ASSISTANCE TO LOCAL BODIES FOR PRIMARY EDUCATION

(RUPEES IN THOUSANDS)

SL. NO.	STATE/UNION TERRITORY	2005-06 (ACTUALS)				2006-07 (R.E.)				2007-08 (B.E.)			
		PLAN	NON-PLAN	TOTAL	% AGE TO TOTAL EXP. ON PMY. EDN.	PLAN	NON-PLAN	TOTAL	% AGE TO TOTAL EXP. ON PMY. EDN.	PLAN	NON-PLAN	TOTAL	% AGE TO TOTAL EXP. ON PMY. EDN.
1	ANDHRA PRADESH	8168.00	17866534.00	17874702.00	75.73	6112.00	20329543.00	20335655.00	75.25	0.00	22878863.00	22878863.00	75.04
2	ARUNACHAL PRADESH
3	ASSAM	0.00	121762.00	121762.00	.86	63550.00	509081.00	572631.00	2.68	0.00	0.00	0.00	.00
4	BIHAR	0.00	0.00	0.00	.00	742500.00	100001.00	842501.00	2.64	0.00	3355703.00	3355703.00	11.01
5	CHHATTISGARH	167009.00	454767.00	621776.00	7.96	245000.00	575000.00	820000.00	7.79	265000.00	800000.00	1065000.00	9.14
6	GOA
7	GUJARAT
8	HARYANA	0.00	438849.00	438849.00	5.12	0.00	1520.00	1520.00	.02	0.00	1520.00	1520.00	.01
9	HIMACHAL PRADESH
10	JAMMU & KASHMIR
11	JHARKHAND	139.00	0.00	139.00	.00	1000.00	0.00	1000.00	.01	0.00	0.00	0.00	.00
12	KARNATAKA	6624277.00	19076644.00	25700921.00	96.36	6814014.00	23089309.00	29903323.00	96.32	4491067.00	29109747.00	33600814.00	89.20
13	KERALA	0.00	852270.00	852270.00	6.13	0.00	1117302.00	1117302.00	5.82	0.00	1335551.00	1335551.00	4.74
14	MADHYA PRADESH	311572.00	2341240.00	2652812.00	13.71	0.00	2335260.00	2335260.00	10.28	0.00	2639268.00	2639268.00	10.01
15	MAHARASHTRA	452072.00	45317702.00	45769774.00	95.88	569537.00	52032658.00	52602195.00	93.60	632365.00	51079862.00	51712227.00	93.33
16	MANIPUR
17	MEGHALAYA	12.00	639.00	651.00	.04	0.00	1115.00	1115.00	.07	0.00	1130.00	1130.00	.06
18	MIZORAM
19	NAGALAND
20	ORISSA
21	PUNJAB
22	RAJASTHAN	1198842.00	9196010.00	10394852.00	37.78	354716.00	9774001.00	10128717.00	35.76	59501.00	10226376.00	10285877.00	34.01
23	SIKKIM	800.00	0.00	800.00	.09	800.00	800.00	1600.00	.18	2.00	800.00	802.00	.08
24	TAMIL NADU	0.00	52257.00	52257.00	.26	0.00	52259.00	52259.00	.17	0.00	52261.00	52261.00	.15
25	TRIPURA
26	UTTARAKHAND
27	UTTAR PRADESH
28	WEST BENGAL
TOTAL STATES		8762891.00	95718674.00	104481565.00	27.41	8797229.00	109917849.00	118715078.00	26.12	5447935.00	121481081.00	126929016.00	25.45
29	A. & N. ISLANDS
30	CHANDIGARH
31	DADRA & NAGAR HAVELI	42350.00	9333.00	51683.00	34.10	46300.00	10700.00	57000.00	36.73	50250.00	10700.00	60950.00	37.49
32	DAMAN & DIU	4000.00	100.00	4100.00	5.10	7000.00	200.00	7200.00	8.74	7000.00	200.00	7200.00	8.45
33	DELHI	1134688.00	0.00	1134688.00	97.64	1368500.00	0.00	1368500.00	98.52	1548500.00	0.00	1548500.00	98.52
34	LAKSHADWEEP
35	PUDUCHERRY
TOTAL U.T.		1181038.00	9433.00	1190471.00	38.10	1421800.00	10900.00	1432700.00	40.49	1605750.00	10900.00	1616650.00	42.60
TOTAL (STATE & UTs)		9943929.00	95728107.00	105672036.00	27.50	10219029.00	109928749.00	120147778.00	26.23	7053685.00	121491981.00	128545666.00	25.58

. . . NICNET . . .

STATEMENT NO. (8): PLAN & NON-PLAN BUDGETED EXPENDITURE ON ELEMENTARY EDUCATION (Sub-head wise)

ACCOUNT: REVENUE ACCOUNT
PROGRAM: TEACHERS' TRAINING

(RUPEES IN THOUSANDS)

SL. NO.	STATE/UNION TERRITORY	2005-06 (ACTUALS)				2006-07 (R.E.)				2007-08 (B.E.)			
		PLAN	NON-PLAN	TOTAL	% AGE TO TOTAL EXP. ON PMY. EDN.	PLAN	NON-PLAN	TOTAL	% AGE TO TOTAL EXP. ON PMY. EDN.	PLAN	NON-PLAN	TOTAL	% AGE TO TOTAL EXP. ON PMY. EDN.
1	ANDHRA PRADESH	0.00	21.00	21.00	.00	0.00	353.00	353.00	.00	163995.00	353.00	164348.00	.54
2	ARUNACHAL PRADESH
3	ASSAM	2622.00	2211.00	4833.00	.03	6188.00	2511.00	8699.00	.04	0.00	91.00	91.00	.00
4	BIHAR	0.00	73544.00	73544.00	.27	1500.00	97411.00	98911.00	.31	0.00	113797.00	113797.00	.37
5	CHHATTISGARH	2345.00	8466.00	10811.00	.14	6040.00	5334.00	11374.00	.11	4570.00	5998.00	10568.00	.09
6	GOA	0.00	2440.00	2440.00	.38	0.00	2750.00	2750.00	.39	0.00	3102.00	3102.00	.40
7	GUJARAT	0.00	117766.00	117766.00	.53	0.00	95000.00	95000.00	.39	0.00	101165.00	101165.00	.41
8	HARYANA
9	HIMACHAL PRADESH	0.00	0.00	0.00	.00	1.00	0.00	1.00	.00	1.00	0.00	1.00	.00
10	JAMMU & KASHMIR
11	JHARKHAND	0.00	22931.00	22931.00	.21	0.00	33914.00	33914.00	.25	0.00	42714.00	42714.00	.31
12	KARNATAKA	0.00	107546.00	107546.00	.40	0.00	123407.00	123407.00	.40	0.00	133320.00	133320.00	.35
13	KERALA
14	MADHYA PRADESH	0.00	2592.00	2592.00	.01	0.00	2890.00	2890.00	.01	0.00	3217.00	3217.00	.01
15	MAHARASHTRA	0.00	261898.00	261898.00	.55	0.00	286820.00	286820.00	.51	0.00	293287.00	293287.00	.53
16	MANIPUR	486.00	0.00	486.00	.03	520.00	0.00	520.00	.03	605.00	0.00	605.00	.03
17	MEGHALAYA
18	MIZORAM
19	NAGALAND	2155.00	11248.00	13403.00	.82	5200.00	0.00	5200.00	.27	13000.00	0.00	13000.00	.66
20	ORISSA
21	PUNJAB
22	RAJASTHAN
23	SIKKIM	7488.00	6409.00	13897.00	1.59	5965.00	6944.00	12909.00	1.44	23600.00	7543.00	31143.00	3.16
24	TAMIL NADU
25	TRIPURA	334.00	16045.00	16379.00	.89	590.00	3310.00	3900.00	.21	1275.00	5641.00	6916.00	.32
26	UTTARAKHAND	0.00	40719.00	40719.00	.81	0.00	47679.00	47679.00	.89	0.00	70207.00	70207.00	1.10
27	UTTAR PRADESH
28	WEST BENGAL	0.00	58861.00	58861.00	.28	0.00	312477.00	312477.00	1.32	218800.00	72570.00	291370.00	1.26
	TOTAL STATES	15430.00	732697.00	748127.00	.20	26004.00	1020800.00	1046804.00	.23	425846.00	853005.00	1278851.00	.26
29	A. & N. ISLANDS	3464.00	6019.00	9483.00	1.76	3863.00	7134.00	10997.00	1.77	3700.00	7241.00	10941.00	1.72
30	CHANDIGARH	440.00	8296.00	8736.00	1.89	500.00	7850.00	8350.00	1.68	1600.00	8230.00	9830.00	1.88
31	DADRA & NAGAR HAVELI
32	DAMAN & DIU
33	DELHI	20000.00	0.00	20000.00	1.72	20500.00	0.00	20500.00	1.48	23200.00	0.00	23200.00	1.48
34	LAKSHADWEEP
35	PUDUCHERRY
	TOTAL U. T.	23904.00	14315.00	38219.00	1.22	24863.00	14984.00	39847.00	1.13	28500.00	15471.00	43971.00	1.16
	TOTAL (STATE & UTs)	39334.00	747012.00	786346.00	.20	50867.00	1035784.00	1086651.00	.24	454346.00	868476.00	1322822.00	.26

. . . NICNET . . .

STATEMENT NO. (8): PLAN & NON-PLAN BUDGETED EXPENDITURE ON ELEMENTARY EDUCATION (Sub-head wise)

ACCOUNT: REVENUE ACCOUNT
PROGRAM: NON-FORMAL EDUCATION

(RUPEES IN THOUSANDS)

SL. NO.	STATE/UNION TERRITORY	2005-06 (ACTUALS)				2006-07 (R.E.)				2007-08 (B.E.)			
		PLAN	NON-PLAN	TOTAL	% AGE TO TOTAL EXP. ON PMY. EDN.	PLAN	NON-PLAN	TOTAL	% AGE TO TOTAL EXP. ON PMY. EDN.	PLAN	NON-PLAN	TOTAL	% AGE TO TOTAL EXP. ON PMY. EDN.
1	ANDHRA PRADESH
2	ARUNACHAL PRADESH
3	ASSAM
4	BIHAR
5	CHHATTISGARH	369.00	0.00	369.00	.00	8000.00	0.00	8000.00	.08	8000.00	0.00	8000.00	.07
6	GOA
7	GUJARAT
8	HARYANA
9	HIMACHAL PRADESH
10	JAMMU & KASHMIR
11	JHARKHAND
12	KARNATAKA
13	KERALA
14	MADHYA PRADESH
15	MAHARASHTRA
16	MANIPUR
17	MEGHALAYA	0.00	0.00	0.00	.00	5000.00	0.00	5000.00	.32	8000.00	0.00	8000.00	.43
18	MIZORAM
19	NAGALAND
20	ORISSA	496391.00	999453.00	1495844.00	11.89	0.00	1674200.00	1674200.00	11.99	0.00	0.00	0.00	.00
21	PUNJAB
22	RAJASTHAN	1700012.00	8255.00	1708267.00	6.21	2645600.00	10253.00	2655853.00	9.38	2738059.00	10770.00	2748829.00	9.09
23	SIKKIM	0.00	0.00	0.00	.00	10.00	0.00	10.00	.00	1.00	0.00	1.00	.00
24	TAMIL NADU
25	TRIPURA
26	UTTARAKHAND
27	UTTAR PRADESH
28	WEST BENGAL	3790.00	12.00	3802.00	.02	2160.00	313.00	2473.00	.01	0.00	214.00	214.00	.00
TOTAL STATES		2200562.00	1007720.00	3208282.00	.84	2660770.00	1684766.00	4345536.00	.96	2754059.00	10984.00	2765043.00	.55
29	A. & N. ISLANDS
30	CHANDIGARH
31	DADRA & NAGAR HAVELI
32	DAMAN & DIU
33	DELHI
34	LAKSHADWEEP
35	PUDUCHERRY
TOTAL U.T.		0.00	0.00	0.00	.00	0.00	0.00	0.00	.00	0.00	0.00	0.00	.00
TOTAL (STATE & UTs)		2200562.00	1007720.00	3208282.00	.83	2660770.00	1684766.00	4345536.00	.95	2754059.00	10984.00	2765043.00	.55

. . . NICNET . . .

STATEMENT NO. (8): PLAN & NON-PLAN BUDGETED EXPENDITURE ON ELEMENTARY EDUCATION (Sub-head wise)

ACCOUNT: REVENUE ACCOUNT
PROGRAM: SCHOLARSHIPS

(RUPEES IN THOUSANDS)

SL. NO.	STATE/UNION TERRITORY	2005-06 (ACTUALS)				2006-07 (R.E.)				2007-08 (B.E.)			
		PLAN	NON-PLAN	TOTAL	% AGE TO TOTAL EXP. ON PMY. EDN.	PLAN	NON-PLAN	TOTAL	% AGE TO TOTAL EXP. ON PMY. EDN.	PLAN	NON-PLAN	TOTAL	% AGE TO TOTAL EXP. ON PMY. EDN.
1	ANDHRA PRADESH
2	ARUNACHAL PRADESH	77892.00	0.00	77892.00	5.96	69100.00	0.00	69100.00	4.98	20000.00	0.00	20000.00	1.60
3	ASSAM	0.00	8925.00	8925.00	.06	0.00	7596.00	7596.00	.04	0.00	7596.00	7596.00	.04
4	BIHAR
5	CHHATTISGARH	136330.00	71.00	136401.00	1.75	84950.00	120.00	85070.00	.81	104500.00	120.00	104620.00	.90
6	GOA
7	GUJARAT
8	HARYANA	155974.00	2487.00	158461.00	1.85	279900.00	2700.00	282600.00	2.99	356000.00	2700.00	358700.00	3.28
9	HIMACHAL PRADESH
10	JAMMU & KASHMIR
11	JHARKHAND
12	KARNATAKA	0.00	0.00	0.00	.00	0.00	0.00	0.00	.00	527300.00	0.00	527300.00	1.40
13	KERALA
14	MADHYA PRADESH
15	MAHARASHTRA
16	MANIPUR	0.00	0.00	0.00	.00	250.00	0.00	250.00	.01	250.00	0.00	250.00	.01
17	MEGHALAYA	146.00	14.00	160.00	.01	200.00	200.00	400.00	.03	400.00	200.00	600.00	.03
18	MIZORAM
19	NAGALAND
20	ORISSA	0.00	1513.00	1513.00	.01	0.00	2640.00	2640.00	.02	0.00	2640.00	2640.00	.02
21	PUNJAB
22	RAJASTHAN	0.00	29946.00	29946.00	.11	0.00	35000.00	35000.00	.12	0.00	32476.00	32476.00	.11
23	SIKKIM
24	TAMIL NADU
25	TRIPURA
26	UTTARAKHAND	0.00	517.00	517.00	.01	0.00	678.00	678.00	.01	0.00	1500.00	1500.00	.02
27	UTTAR PRADESH	0.00	6104.00	6104.00	.01	0.00	7147.00	7147.00	.01	0.00	7147.00	7147.00	.01
28	WEST BENGAL	0.00	5402.00	5402.00	.03	0.00	5704.00	5704.00	.02	187000.00	5989.00	192989.00	.83
TOTAL STATES		370342.00	54979.00	425321.00	.11	434400.00	61785.00	496185.00	.11	1195450.00	60368.00	1255818.00	.25
29	A. & N. ISLANDS
30	CHANDIGARH
31	DADRA & NAGAR HAVELI
32	DAMAN & DIU
33	DELHI
34	LAKSHADWEEP
35	PUDUCHERRY	0.00	9.00	9.00	.00	0.00	10.00	10.00	.00	0.00	360.00	360.00	.05
TOTAL U.T.		0.00	9.00	9.00	.00	0.00	10.00	10.00	.00	0.00	360.00	360.00	.01
TOTAL (STATE & UTs)		370342.00	54988.00	425330.00	.11	434400.00	61795.00	496195.00	.11	1195450.00	60728.00	1256178.00	.25

. . . NICNET . . .

STATEMENT NO. (8): PLAN & NON-PLAN BUDGETED EXPENDITURE ON ELEMENTARY EDUCATION (Sub-head wise)

ACCOUNT: REVENUE ACCOUNT
PROGRAM: TEXT BOOKS

(RUPEES IN THOUSANDS)

SL. NO.	STATE/UNION TERRITORY	2005-06 (ACTUALS)				2006-07 (R.E.)				2007-08 (B.E.)			
		PLAN	NON-PLAN	TOTAL	% AGE TO TOTAL EXP. ON PMY. EDN.	PLAN	NON-PLAN	TOTAL	% AGE TO TOTAL EXP. ON PMY. EDN.	PLAN	NON-PLAN	TOTAL	% AGE TO TOTAL EXP. ON PMY. EDN.
1	ANDHRA PRADESH
2	ARUNACHAL PRADESH	74905.00	0.00	74905.00	5.73	68.00	0.00	68.00	.00	50000.00	0.00	50000.00	4.00
3	ASSAM	0.00	0.00	0.00	.00	0.00	330.00	330.00	.00	0.00	330.00	330.00	.00
4	BIHAR
5	CHHATTISGARH	10000.00	0.00	10000.00	.13	109300.00	0.00	109300.00	1.04	100300.00	0.00	100300.00	.86
6	GOA
7	GUJARAT	210174.00	0.00	210174.00	.95	315224.00	0.00	315224.00	1.28	337379.00	0.00	337379.00	1.36
8	HARYANA	3443.00	216979.00	220422.00	2.57	4500.00	285719.00	290219.00	3.07	135.00	149014.00	149149.00	1.36
9	HIMACHAL PRADESH
10	JAMMU & KASHMIR
11	JHARKHAND
12	KARNATAKA
13	KERALA
14	MADHYA PRADESH	19394.00	0.00	19394.00	.10	62039.00	0.00	62039.00	.27	532547.00	0.00	532547.00	2.02
15	MAHARASHTRA
16	MANIPUR	4.00	0.00	4.00	.00	40.00	0.00	40.00	.00	25.00	0.00	25.00	.00
17	MEGHALAYA
18	MIZORAM
19	NAGALAND
20	ORISSA	0.00	127834.00	127834.00	1.02	0.00	199464.00	199464.00	1.43	0.00	157657.00	157657.00	1.02
21	PUNJAB
22	RAJASTHAN
23	SIKKIM	5015.00	0.00	5015.00	.57	10000.00	0.00	10000.00	1.11	13600.00	0.00	13600.00	1.38
24	TAMIL NADU	242922.00	0.00	242922.00	1.21	284113.00	0.00	284113.00	.95	284113.00	0.00	284113.00	.79
25	TRIPURA	30.00	65.00	95.00	.01	0.00	43.00	43.00	.00	200.00	48.00	248.00	.01
26	UTTARAKHAND
27	UTTAR PRADESH
28	WEST BENGAL	175737.00	202794.00	378531.00	1.80	203935.00	218052.00	421987.00	1.78	244000.00	228955.00	472955.00	2.05
TOTAL STATES		741624.00	547672.00	1289296.00	.34	989219.00	703608.00	1692827.00	.37	1562299.00	536004.00	2098303.00	.42
29	A. & N. ISLANDS
30	CHANDIGARH
31	DADRA & NAGAR HAVELI
32	DAMAN & DIU
33	DELHI	7443.00	0.00	7443.00	.64	0.00	0.00	0.00	.00	0.00	0.00	0.00	.00
34	LAKSHADWEEP
35	PUDUCHERRY	77472.00	0.00	77472.00	10.73	94877.00	0.00	94877.00	12.05	94877.00	0.00	94877.00	11.91
TOTAL U.T.		84915.00	0.00	84915.00	2.72	94877.00	0.00	94877.00	2.68	94877.00	0.00	94877.00	2.50
TOTAL (STATE & UTs)		826539.00	547672.00	1374211.00	.36	1084096.00	703608.00	1787704.00	.39	1657176.00	536004.00	2193180.00	.44

..NICNET..

STATEMENT NO. (8): PLAN & NON-PLAN BUDGETED EXPENDITURE ON ELEMENTARY EDUCATION (Sub-head wise)

ACCOUNT: REVENUE ACCOUNT
PROGRAM: OTHER EXPENDITURE

(RUPEES IN THOUSANDS)

SL. NO.	STATE/UNION TERRITORY	2005-06 (ACTUALS)				2006-07 (R.E.)				2007-08 (B.E.)			
		PLAN	NON-PLAN	TOTAL	% AGE TO TOTAL EXP. ON PMY. EDN.	PLAN	NON-PLAN	TOTAL	% AGE TO TOTAL EXP. ON PMY. EDN.	PLAN	NON-PLAN	TOTAL	% AGE TO TOTAL EXP. ON PMY. EDN.
1	ANDHRA PRADESH	2845166.00	110797.00	2955963.00	12.52	3113225.00	853061.00	3966286.00	14.68	3230737.00	920125.00	4150862.00	13.61
2	ARUNACHAL PRADESH	87465.00	0.00	87465.00	6.69	187762.00	0.00	187762.00	13.54	15100.00	0.00	15100.00	1.21
3	ASSAM	1024784.00	405273.00	1430057.00	10.07	209700.00	57845.00	267545.00	1.25	478900.00	58054.00	536954.00	2.57
4	BIHAR	3062027.00	5109965.00	8171992.00	30.55	3838892.00	210007.00	4048899.00	12.71	0.00	6710116.00	6710116.00	22.02
5	CHHATTISGARH	4915.00	35825.00	40740.00	.52	5625.00	50000.00	55625.00	.53	2503425.00	50000.00	2553425.00	21.92
6	GOA	56447.00	144161.00	200608.00	31.51	79170.00	161579.00	240749.00	34.36	82079.00	181327.00	263406.00	34.25
7	GUJARAT	345513.00	56012.00	401525.00	1.82	569495.00	57425.00	626920.00	2.54	761949.00	43829.00	805778.00	3.25
8	HARYANA	331582.00	104050.00	435632.00	5.08	130000.00	150100.00	280100.00	2.97	130000.00	150100.00	280100.00	2.56
9	HIMACHAL PRADESH	265258.00	173773.00	439031.00	7.09	217321.00	146588.00	363909.00	5.06	1020434.00	189858.00	1210292.00	12.77
10	JAMMU & KASHMIR
11	JHARKHAND	1874986.00	0.00	1874986.00	17.36	1586600.00	0.00	1586600.00	11.74	4163300.00	0.00	4163300.00	29.85
12	KARNATAKA	690265.00	167367.00	857632.00	3.22	830809.00	177760.00	1008569.00	3.25	3210163.00	183519.00	3393682.00	9.01
13	KERALA	237575.00	12760.00	250335.00	1.80	0.00	29171.00	29171.00	.15	0.00	38763.00	38763.00	.14
14	MADHYA PRADESH	0.00	1000.00	1000.00	.01	0.00	1000.00	1000.00	.00	0.00	20000.00	20000.00	.08
15	MAHARASHTRA	1131242.00	0.00	1131242.00	2.37	2670076.00	0.00	2670076.00	4.75	2775079.00	0.00	2775079.00	5.01
16	MANIPUR	182965.00	357759.00	540724.00	30.50	106780.00	375582.00	482362.00	28.74	242605.00	379252.00	621857.00	34.89
17	MEGHALAYA	130.00	281.00	411.00	.03	200.00	1150.00	1350.00	.09	400.00	1155.00	1555.00	.08
18	MIZORAM
19	NAGALAND	60000.00	0.00	60000.00	3.66	209603.00	0.00	209603.00	10.96	143804.00	0.00	143804.00	7.25
20	ORISSA	57330.00	484.00	57814.00	.46	158870.00	833.00	159703.00	1.14	809260.00	1704083.00	2513343.00	16.33
21	PUNJAB
22	RAJASTHAN	647273.00	1283722.00	1930995.00	7.02	612235.00	1288663.00	1900898.00	6.71	591776.00	1451496.00	2043272.00	6.76
23	SIKKIM	30621.00	0.00	30621.00	3.50	62195.00	0.00	62195.00	6.93	35200.00	0.00	35200.00	3.57
24	TAMIL NADU	411809.00	180.00	411989.00	2.06	845590.00	6200.00	851790.00	2.84	1239364.00	200.00	1239564.00	3.45
25	TRIPURA
26	UTTARAKHAND	91135.00	1018.00	92153.00	1.84	82001.00	1037.00	83038.00	1.55	84002.00	1300.00	85302.00	1.34
27	UTTAR PRADESH	103905.00	1056093.00	1159998.00	2.43	123355.00	7369337.00	7492692.00	13.54	425183.00	2851048.00	3276231.00	5.26
28	WEST BENGAL	4644132.00	313708.00	4957840.00	23.55	5476277.00	385358.00	5861635.00	24.69	3626000.00	406493.00	4032493.00	17.44
TOTAL STATES		18186525.00	9334228.00	27520753.00	7.22	21115781.00	11322696.00	32438477.00	7.14	25568760.00	15340718.00	40909478.00	8.20
29	A. & N. ISLANDS	66272.00	10836.00	77108.00	14.30	66681.00	13843.00	80524.00	12.95	60700.00	13780.00	74480.00	11.69
30	CHANDIGARH	35020.00	945.00	35965.00	7.77	29063.00	907.00	29970.00	6.05	23500.00	907.00	24407.00	4.66
31	DADRA & NAGAR HAVELI
32	DAMAN & DIU	545.00	840.00	1385.00	1.72	700.00	900.00	1600.00	1.94	700.00	900.00	1600.00	1.88
33	DELHI	0.00	0.00	0.00	.00	0.00	85.00	85.00	.01	0.00	0.00	0.00	.00
34	LAKSHADWEEP	0.00	0.00	0.00	.00	0.00	0.00	0.00	.00	0.00	500.00	500.00	2.82
35	PUDUCHERRY	127384.00	1726.00	129110.00	17.89	146351.00	1370.00	147721.00	18.76	139123.00	1749.00	140872.00	17.68
TOTAL U.T.		229221.00	14347.00	243568.00	7.80	242795.00	17105.00	259900.00	7.34	224023.00	17836.00	241859.00	6.37
TOTAL (STATE & UTs)		18415746.00	9348575.00	27764321.00	7.22	21358576.00	11339801.00	32698377.00	7.14	25792783.00	15358554.00	41151337.00	8.19

..NICNET..

STATEMENT NO. (9): PLAN & NON-PLAN BUDGETED EXPENDITURE ON SECONDARY EDUCATION

SL. NO.	STATE/UNION TERRITORY	2005-06 (ACTUALS)				2006-07 (R.E.)				2007-08 (B.E.)			
		PLAN	NON-PLAN	TOTAL	% AGE TO TOTAL EXP. ON EDUCATION	PLAN	NON-PLAN	TOTAL	% AGE TO TOTAL EXP. ON EDUCATION	PLAN	NON-PLAN	TOTAL	% AGE TO TOTAL EXP. ON EDUCATION
1	ANDHRA PRADESH	390938.00	14973092.00	15364030.00	30.42	552358.00	16707522.00	17259880.00	29.35	1341637.00	18786578.00	20128215.00	30.05
2	ARUNACHAL PRADESH	246818.00	201362.00	448180.00	22.22	247908.00	222451.00	470359.00	21.87	254200.00	239903.00	494103.00	24.00
3	ASSAM	609785.00	5926801.00	6536586.00	26.90	268700.00	8602286.00	8870986.00	25.45	158700.00	8287804.00	8446504.00	24.50
4	BIHAR	21000.00	7039002.00	7060002.00	16.61	82500.00	8310591.00	8393091.00	16.81	21000.00	8313465.00	8334465.00	17.06
5	CHHATTISGARH	1252618.00	1000940.00	2253558.00	18.98	2112936.00	1156943.00	3269879.00	20.29	2314612.00	1388862.00	3703474.00	20.88
6	COA	106647.00	1506881.00	1613528.00	54.87	630680.00	1546695.00	2177375.00	59.85	216564.00	1660467.00	1877031.00	55.24
7	GUJARAT	142617.00	12506137.00	12648754.00	31.23	112282.00	12019798.00	12132080.00	28.02	418486.00	13329230.00	13747716.00	29.84
8	HARYANA	876990.00	5978491.00	6855481.00	37.21	853455.00	7087425.00	7940880.00	37.61	938000.00	8122750.00	9060750.00	36.05
9	HIMACHAL PRADESH	663249.00	3769474.00	4432723.00	38.46	358807.00	4052534.00	4411341.00	35.44	533682.00	3484701.00	4018383.00	27.32
10	JAMMU & KASHMIR	0.00	2760990.00	2760990.00	40.19	3000.00	4357614.00	4360614.00	37.79	40000.00	4541264.00	4581264.00	37.06
11	JHARKHAND	89298.00	1742811.00	1832109.00	11.72	224895.00	2949479.00	3174374.00	16.05	447000.00	2417398.00	2864398.00	14.23
12	KARNATAKA	948295.00	12094350.00	13042645.00	27.52	2786891.00	14717543.00	17504434.00	30.76	2427043.00	17154850.00	19581893.00	29.09
13	KERALA	117697.00	12281589.00	12399286.00	36.78	396751.00	18725621.00	19122372.00	39.97	625500.00	22218708.00	22844208.00	37.76
14	MADHYA PRADESH	394125.00	3851329.00	4245454.00	15.02	943247.00	6114570.00	7057817.00	20.55	1248393.00	6636766.00	7885159.00	19.93
15	MAHARASHTRA	1694863.00	39855519.00	41550382.00	39.33	2651389.00	44940271.00	47591660.00	38.66	1905432.00	45578525.00	47483957.00	39.28
16	MANIPUR	54994.00	770395.00	825389.00	21.43	98250.00	756568.00	854818.00	25.76	37205.00	763436.00	800641.00	23.58
17	MEGHALAYA	116042.00	544277.00	660319.00	23.30	259612.00	616155.00	875767.00	28.73	330825.00	682426.00	1013251.00	27.34
18	MIZORAM	245186.00	321016.00	566202.00	23.08	279630.00	341544.00	621174.00	23.94	316330.00	384094.00	700424.00	25.94
19	NAGALAND	37165.00	663997.00	701162.00	24.94	45280.00	619202.00	664482.00	22.43	60050.00	661281.00	721331.00	23.62
20	ORISSA	1106366.00	5292013.00	6398379.00	28.06	1151557.00	5218354.00	6369911.00	25.49	1075602.00	5778509.00	6854111.00	25.13
21	PUNJAB	529903.00	13645963.00	14175866.00	63.45	1027780.00	15325884.00	16353664.00	65.91	581664.00	16729976.00	17311640.00	62.90
22	RAJASTHAN	681813.00	13763463.00	14445276.00	31.45	268925.00	15194317.00	15463242.00	32.29	242788.00	16996046.00	17238834.00	33.22
23	SIKKIM	277637.00	551024.00	828661.00	45.17	288945.00	572794.00	861739.00	45.40	281740.00	605777.00	887517.00	43.73
24	TAMIL NADU	451929.00	17678729.00	18130658.00	37.01	346496.00	24518312.00	24864808.00	36.94	1790325.00	29919042.00	31709367.00	39.16
25	TRIPURA	24633.00	1714035.00	1738668.00	40.40	137578.00	2114423.00	2252001.00	47.33	76160.00	2543488.00	2619648.00	46.76
26	UTTARAKHAND	737989.00	4174213.00	4912202.00	42.95	1018739.00	4425561.00	5444300.00	42.76	1329850.00	5186670.00	6516520.00	44.29
27	UTTAR PRADESH	3407764.00	22184674.00	25592438.00	31.89	6462770.00	25361974.00	31824744.00	32.99	1126348.00	26065863.00	27192211.00	27.38
28	WEST BENGAL	24074.00	24377293.00	24401367.00	45.17	173520.00	27195619.00	27369139.00	44.16	395536.00	28786557.00	29182093.00	46.41
TOTAL STATES		15250435.00	231169860.00	246420295.00	33.03	23784881.00	273772050.00	297556931.00	33.41	20534672.00	297264436.00	317799108.00	32.92
29	A. & N. ISLANDS	81127.00	296441.00	377568.00	34.39	94677.00	344907.00	439584.00	34.87	115550.00	344671.00	460221.00	35.53
30	CHANDIGARH	35587.00	305772.00	341359.00	19.84	41841.00	331829.00	373670.00	20.07	61000.00	337523.00	398523.00	20.20
31	DADRA & NAGAR HAVELI	19471.00	26063.00	45534.00	20.72	25100.00	27900.00	53000.00	22.72	26600.00	29700.00	56300.00	22.85
32	DAMAN & DIU	12339.00	57380.00	69719.00	37.39	14100.00	60300.00	74400.00	36.24	14600.00	61500.00	76100.00	37.18
33	DELHI	708591.00	11860870.00	12569461.00	81.69	911500.00	13392367.00	14303867.00	80.50	1329300.00	15436888.00	16766188.00	77.04
34	LAKSHADWEEP	8972.00	106236.00	115208.00	83.51	12100.00	124238.00	136338.00	82.83	12350.00	108850.00	121200.00	68.42
35	PUDUCHERRY	169424.00	441680.00	611104.00	33.34	224255.00	483569.00	707824.00	33.66	211072.00	500322.00	711394.00	32.04
TOTAL U.T.		1035511.00	13094442.00	14129953.00	68.65	1323573.00	14765110.00	16088683.00	68.18	1770472.00	16819454.00	18589926.00	66.68
TOTAL (STATE & UTs)		16285946.00	244264302.00	260550248.00	33.99	25108454.00	288537160.00	313645614.00	34.31	22305144.00	314083890.00	336389034.00	33.87
CENTRE TOTAL		8857429.00	8638679.00	17496108.00	9.82	10870000.00	9010400.00	19880400.00	8.20	31640000.00	9460000.00	41100000.00	12.70
GRAND TOTAL		25143375.00	252902981.00	278046356.00	29.43	35978454.00	297547560.00	333526014.00	28.83	53945144.00	323543890.00	377489034.00	28.67

NICNET..

STATEMENT NO. (10): PLAN & NON-PLAN BUDGETED EXPENDITURE ON SECONDARY EDUCATION (Sub-head wise)

ACCOUNT: REVENUE ACCOUNT
PROGRAM: DIRECTION, INSPECTION & ADMINISTRATION

(RUPEES IN THOUSANDS)

SL. NO.	STATE/UNION TERRITORY	2005-06 (ACTUALS)				2006-07 (R.E.)				2007-08 (B.E.)			
		PLAN	NON-PLAN	TOTAL	% AGE TO TOTAL EXP. ON SEC. EDN.	PLAN	NON-PLAN	TOTAL	% AGE TO TOTAL EXP. ON SEC. EDN.	PLAN	NON-PLAN	TOTAL	% AGE TO TOTAL EXP. ON SEC. EDN.
1	ANDHRA PRADESH	0.00	2413.00	2413.00	.02	0.00	9309.00	9309.00	.05	0.00	11391.00	11391.00	.06
2	ARUNACHAL PRADESH
3	ASSAM	2199.00	84450.00	86649.00	1.33	5169.00	1169557.00	1174726.00	13.24	800.00	997230.00	998030.00	11.82
4	BIHAR	0.00	139871.00	139871.00	1.98	0.00	187420.00	187420.00	2.23	1000.00	187057.00	188057.00	2.26
5	CHHATTISGARH
6	GOA	0.00	243.00	243.00	.02	0.00	450.00	450.00	.02	0.00	302.00	302.00	.02
7	GUJARAT	0.00	34752.00	34752.00	.27	0.00	35676.00	35676.00	.29	231.00	37655.00	37886.00	.28
8	HARYANA	28989.00	103455.00	132444.00	1.93	63264.00	202691.00	265955.00	3.35	60300.00	211232.00	271532.00	3.00
9	HIMACHAL PRADESH	0.00	99900.00	99900.00	2.25	0.00	102117.00	102117.00	2.31	0.00	92212.00	92212.00	2.29
10	JAMMU & KASHMIR	0.00	2738750.00	2738750.00	99.19	0.00	4330940.00	4330940.00	99.32	0.00	4514590.00	4514590.00	98.54
11	JHARKHAND	0.00	57825.00	57825.00	3.16	0.00	70523.00	70523.00	2.22	0.00	73858.00	73858.00	2.58
12	KARNATAKA	19082.00	119455.00	138537.00	1.06	16615.00	114923.00	131538.00	.75	20976.00	172716.00	193692.00	.99
13	KERALA	6847.00	405284.00	412131.00	3.32	15500.00	482212.00	497712.00	2.60	16500.00	564953.00	581453.00	2.55
14	MADHYA PRADESH	0.00	7011.00	7011.00	.17	0.00	9401.00	9401.00	.13	0.00	50579.00	50579.00	.64
15	MAHARASHTRA	0.00	197011.00	197011.00	.47	0.00	198337.00	198337.00	.42	0.00	198189.00	198189.00	.42
16	MANIPUR	1300.00	6947.00	8247.00	1.00	40050.00	2781.00	42831.00	5.01	5320.00	3158.00	8478.00	1.06
17	MEGHALAYA	2113.00	24534.00	26647.00	4.04	4590.00	28741.00	33331.00	3.81	12530.00	30950.00	43480.00	4.29
18	MIZORAM	0.00	9661.00	9661.00	1.71	0.00	10390.00	10390.00	1.67	10040.00	11750.00	21790.00	3.11
19	NAGALAND	16900.00	261890.00	278790.00	39.76	18700.00	153093.00	171793.00	25.85	20100.00	168618.00	188718.00	26.16
20	ORISSA	0.00	71788.00	71788.00	1.12	0.00	76046.00	76046.00	1.19	0.00	85353.00	85353.00	1.25
21	PUNJAB	0.00	166170.00	166170.00	1.17	0.00	180446.00	180446.00	1.10	0.00	197179.00	197179.00	1.14
22	RAJASTHAN	27006.00	254363.00	281369.00	1.95	28332.00	371809.00	400141.00	2.59	20300.00	399979.00	420279.00	2.44
23	SIKKIM	15441.00	29476.00	44917.00	5.42	16650.00	28601.00	45251.00	5.25	22000.00	35689.00	57689.00	6.50
24	TAMIL NADU	0.00	304416.00	304416.00	1.68	200.00	389210.00	389410.00	1.57	220.00	431965.00	432185.00	1.36
25	TRIPURA	0.00	700.00	700.00	.04	0.00	1000.00	1000.00	.04	0.00	1130.00	1130.00	.04
26	UTTARAKHAND	70782.00	74606.00	145388.00	2.96	81380.00	80429.00	161809.00	2.97	99861.00	79677.00	179538.00	2.76
27	UTTAR PRADESH	0.00	341224.00	341224.00	1.33	0.00	352676.00	352676.00	1.11	34925.00	448453.00	483378.00	1.78
28	WEST BENGAL	0.00	446163.00	446163.00	1.83	12000.00	508325.00	520325.00	1.90	14000.00	535520.00	549520.00	1.88
TOTAL STATES		191459.00	5982358.00	6173817.00	2.51	302450.00	9097103.00	9399553.00	3.16	339103.00	9541385.00	9880488.00	3.11
29	A. & N. ISLANDS
30	CHANDIGARH	0.00	6296.00	6296.00	1.84	0.00	6481.00	6481.00	1.73	0.00	6775.00	6775.00	1.70
31	DADRA & NAGAR HAVELI
32	DAMAN & DIU	11929.00	32103.00	44032.00	63.16	13200.00	33700.00	46900.00	63.04	13700.00	34300.00	48000.00	63.07
33	DELHI	5998.00	61228.00	67226.00	.53	9000.00	68500.00	77500.00	.54	11000.00	86115.00	97115.00	.58
34	LAKSHADWEEP
35	PUDUCHERRY	1107.00	21669.00	22776.00	3.73	3156.00	25278.00	28434.00	4.02	3156.00	27331.00	30487.00	4.29
TOTAL U. T.		19034.00	121296.00	140330.00	.99	25356.00	133959.00	159315.00	.99	27856.00	154521.00	182377.00	.98
TOTAL (STATE & UTs)		210493.00	6103654.00	6314147.00	2.42	327806.00	9231062.00	9558868.00	3.05	366959.00	9695906.00	10062865.00	2.99

..NICNET..

STATEMENT NO. (10): PLAN & NON-PLAN BUDGETED EXPENDITURE ON SECONDARY EDUCATION (Sub-head wise)

ACCOUNT: REVENUE ACCOUNT
PROGRAM: GOVERNMENT SECONDARY SCHOOLS

(RUPEES IN THOUSANDS)

SL. NO.	STATE/UNION TERRITORY	2005-06 (ACTUALS)				2006-07 (R.E.)				2007-08 (B.E.)			
		PLAN	NON-PLAN	TOTAL	% AGE TO TOTAL EXP. ON SEC. EDN.	PLAN	NON-PLAN	TOTAL	% AGE TO TOTAL EXP. ON SEC. EDN.	PLAN	NON-PLAN	TOTAL	% AGE TO TOTAL EXP. ON SEC. EDN.
1	ANDHRA PRADESH	21699.00	1544636.00	1566335.00	10.19	149040.00	1837805.00	1986845.00	11.51	452260.00	2131708.00	2583968.00	12.84
2	ARUNACHAL PRADESH	156454.00	198860.00	355314.00	79.28	174693.00	219644.00	394337.00	83.84	217000.00	237435.00	454435.00	91.97
3	ASSAM	2694.00	149992.00	152686.00	2.34	9800.00	411662.00	421462.00	4.75	0.00	356345.00	356345.00	4.22
4	BIHAR	21000.00	5697603.00	5718603.00	81.00	3500.00	7813056.00	7816556.00	93.13	10000.00	6640904.00	6650904.00	79.80
5	CHHATTISGARH	1028399.00	832028.00	1860427.00	82.56	1714257.00	809653.00	2523910.00	77.19	1787570.00	941080.00	2728650.00	73.68
6	COA	2548.00	168314.00	170862.00	10.59	15000.00	174685.00	189685.00	8.71	7500.00	188996.00	196496.00	10.47
7	GUJARAT	3795.00	472882.00	476677.00	3.77	10700.00	469385.00	480085.00	3.96	16950.00	434535.00	451485.00	3.28
8	HARYANA	757969.00	5414394.00	6172363.00	90.04	686471.00	6264086.00	6950557.00	87.53	471226.00	7330816.00	7802042.00	86.11
9	HIMACHAL PRADESH	608404.00	3371326.00	3979730.00	89.78	248191.00	3631005.00	3879196.00	87.94	306602.00	3098952.00	3405554.00	84.75
10	JAMMU & KASHMIR	0.00	0.00	0.00	.00	3000.00	0.00	3000.00	.07	40000.00	0.00	40000.00	.87
11	JHARKHAND	0.00	1343728.00	1343728.00	73.34	0.00	2640026.00	2640026.00	83.17	0.00	2026096.00	2026096.00	70.73
12	KARNATAKA	49407.00	1175865.00	1225272.00	9.39	1074903.00	1607390.00	2682293.00	15.32	274424.00	1873674.00	2148098.00	10.97
13	KERALA	92253.00	3722574.00	3814827.00	30.77	230000.00	6909858.00	7139858.00	37.34	265000.00	8302001.00	8567001.00	37.50
14	MADHYA PRADESH	46816.00	3257275.00	3304091.00	77.83	893247.00	5338079.00	6231326.00	88.29	1006657.00	5702216.00	6708873.00	85.08
15	MAHARASHTRA	0.00	57708.00	57708.00	.14	0.00	70268.00	70268.00	.15	0.00	70032.00	70032.00	.15
16	MANIPUR	0.00	715276.00	715276.00	86.66	0.00	705004.00	705004.00	82.47	0.00	711180.00	711180.00	88.83
17	MEGHALAYA	19417.00	115999.00	135416.00	20.51	31780.00	113631.00	145411.00	16.60	48872.00	130063.00	178935.00	17.66
18	MIZORAM	96267.00	280741.00	377008.00	66.59	144800.00	297133.00	441933.00	71.14	156610.00	331150.00	487760.00	69.64
19	NAGALAND	7830.00	366990.00	374820.00	53.46	13530.00	393566.00	407096.00	61.27	24100.00	437555.00	461655.00	64.00
20	ORISSA	120443.00	5049482.00	5169925.00	80.80	206594.00	4968242.00	5174836.00	81.24	164558.00	5505432.00	5669990.00	82.72
21	PUNJAB	529903.00	12191735.00	12721638.00	89.74	1027780.00	14055776.00	15083556.00	92.23	581664.00	15452761.00	16034425.00	92.62
22	RAJASTHAN	607740.00	12219284.00	12827024.00	88.80	209601.00	13488686.00	13698287.00	88.59	197465.00	15138198.00	15335663.00	88.96
23	SIKKIM	242292.00	521548.00	763840.00	92.18	230545.00	544193.00	774738.00	89.90	208113.00	570088.00	778201.00	87.68
24	TAMIL NADU	200435.00	10434565.00	10635000.00	58.66	81608.00	15153573.00	15235181.00	61.27	1303948.00	19172968.00	20476916.00	64.58
25	TRIPURA	19136.00	1563420.00	1582556.00	91.02	130794.00	1936206.00	2067000.00	91.79	67348.00	2352683.00	2420031.00	92.38
26	UTTARAKHAND	505230.00	3136115.00	3641345.00	74.13	788419.00	3367510.00	4159299.00	76.34	1062058.00	4112255.00	5174313.00	79.40
27	UTTAR PRADESH	16598.00	1816557.00	1833155.00	7.16	28898.00	1902754.00	1931652.00	6.07	53353.00	2572953.00	2626306.00	9.66
28	WEST BENGAL	4611.00	268989.00	273600.00	1.12	2000.00	402443.00	404443.00	1.48	10000.00	423535.00	433535.00	1.49
TOTAL STATES		5161340.00	76087886.00	81249226.00	32.97	8109151.00	95525319.00	103634470.00	34.83	8733278.00	106245611.00	114978889.00	36.18
29	A. & N. ISLANDS	62907.00	268567.00	331474.00	87.79	73785.00	309523.00	383308.00	87.20	85400.00	312070.00	397470.00	86.37
30	CHANDIGARH	21916.00	274723.00	296639.00	86.90	27071.00	299600.00	326671.00	87.42	45600.00	305000.00	350600.00	87.97
31	DADRA & NAGAR HAVELI	15739.00	24993.00	40732.00	89.45	17600.00	26835.00	44435.00	83.84	19570.00	28400.00	47970.00	85.20
32	DAMAN & DIU
33	DELHI	0.00	2286260.00	2286260.00	18.19	0.00	2928000.00	2928000.00	20.47	0.00	3232004.00	3232004.00	19.28
34	LAKSHADWEEP	8972.00	105940.00	114912.00	99.74	12100.00	123678.00	135778.00	99.59	12350.00	108140.00	120490.00	99.41
35	PUDUCHERRY	144802.00	310617.00	455419.00	74.52	184164.00	327023.00	511187.00	72.22	184443.00	338769.00	523212.00	73.55
TOTAL U.T.		254336.00	3271100.00	3525436.00	24.95	314720.00	4014659.00	4329379.00	26.91	347363.00	4324383.00	4671746.00	25.13
TOTAL (STATE & UTs)		5415676.00	79358986.00	84774662.00	32.54	8423871.00	99539978.00	107963849.00	34.42	9080641.00	110569994.00	119650635.00	35.57

..NICNET..

STATEMENT NO. (10): PLAN & NON-PLAN BUDGETED EXPENDITURE ON SECONDARY EDUCATION (Sub-head wise)

ACCOUNT: REVENUE ACCOUNT
PROGRAM: ASSISTANCE TO NON-GOVT. SECONDARY SCHOOLS

(RUPEES IN THOUSANDS)

SL. NO.	STATE/UNION TERRITORY	2005-06 (ACTUALS)				2006-07 (R.E.)				2007-08 (B.E.)			
		PLAN	NON-PLAN	TOTAL	% AGE TO TOTAL EXP. ON SEC. EDN.	PLAN	NON-PLAN	TOTAL	% AGE TO TOTAL EXP. ON SEC. EDN.	PLAN	NON-PLAN	TOTAL	% AGE TO TOTAL EXP. ON SEC. EDN.
1	ANDHRA PRADESH	1144.00	2270568.00	2271712.00	14.79	1930.00	2787080.00	2789010.00	16.16	2123.00	2970769.00	2972892.00	14.77
2	ARUNACHAL PRADESH	5000.00	0.00	5000.00	1.12	5000.00	0.00	5000.00	1.06	5000.00	0.00	5000.00	1.01
3	ASSAM	521579.00	5677582.00	6199161.00	94.84	179681.00	6968454.00	7148135.00	80.58	95000.00	6880540.00	6975540.00	82.58
4	BIHAR	0.00	194952.00	194952.00	2.76	0.00	230820.00	230820.00	2.75	0.00	230820.00	230820.00	2.77
5	CHHATTISGARH	58229.00	83559.00	141788.00	6.29	60751.00	148770.00	209521.00	6.41	68916.00	195000.00	263916.00	7.13
6	GOA	40123.00	1277275.00	1317398.00	81.65	3775.00	1300000.00	1303775.00	59.88	3052.00	1385001.00	1388053.00	73.95
7	GUJARAT	77038.00	11266322.00	11343360.00	89.68	30782.00	10756575.00	10787357.00	88.92	285183.00	12121450.00	12406633.00	90.25
8	HARYANA	0.00	330178.00	330178.00	4.82	0.00	409885.00	409885.00	5.16	0.00	412000.00	412000.00	4.55
9	HIMACHAL PRADESH	0.00	39078.00	39078.00	.88	0.00	39078.00	39078.00	.89	0.00	39078.00	39078.00	.97
10	JAMMU & KASHMIR	0.00	5000.00	5000.00	.18	0.00	6000.00	6000.00	.14	0.00	5000.00	5000.00	.11
11	JHARKHAND	41743.00	331358.00	373101.00	20.36	97500.00	228930.00	326430.00	10.28	202500.00	307444.00	509944.00	17.80
12	KARNATAKA	56411.00	1229166.00	1285577.00	9.86	82700.00	1795417.00	1878117.00	10.73	60000.00	1437993.00	1497993.00	7.65
13	KERALA	0.00	7368725.00	7368725.00	59.43	0.00	10039713.00	10039713.00	52.50	0.00	11963820.00	11963820.00	52.37
14	MADHYA PRADESH	12515.00	154260.00	166775.00	3.93	0.00	183195.00	183195.00	2.60	0.00	183195.00	183195.00	2.32
15	MAHARASHTRA	1656430.00	37034333.00	38690763.00	93.12	2500847.00	41526960.00	44027807.00	92.51	1865807.00	42160167.00	44025974.00	92.72
16	MANIPUR	3997.00	41239.00	45236.00	5.48	5050.00	41509.00	46559.00	5.45	4200.00	41912.00	46112.00	5.76
17	MEGHALAYA	85381.00	395623.00	481004.00	72.84	106692.00	461917.00	568609.00	64.93	167073.00	509114.00	676187.00	66.73
18	MIZORAM	125643.00	0.00	125643.00	22.19	78780.00	0.00	78780.00	12.68	84400.00	2350.00	86750.00	12.39
19	NAGALAND	2500.00	0.00	2500.00	.36	3000.00	0.00	3000.00	.45	4000.00	0.00	4000.00	.55
20	ORISSA	763001.00	75117.00	838118.00	13.10	606361.00	63004.00	669365.00	10.51	485840.00	64974.00	550814.00	8.04
21	PUNJAB	0.00	1139918.00	1139918.00	8.04	0.00	996246.00	996246.00	6.09	0.00	996246.00	996246.00	5.75
22	RAJASTHAN	0.00	456178.00	456178.00	3.16	2000.00	455970.00	457970.00	2.96	1000.00	457113.00	458113.00	2.66
23	SIKKIM	10000.00	0.00	10000.00	1.21	9000.00	0.00	9000.00	1.04	9000.00	0.00	9000.00	1.01
24	TAMIL NADU	0.00	6563155.00	6563155.00	36.20	1.00	8498126.00	8498127.00	34.18	0.00	9806843.00	9806843.00	30.93
25	TRIPURA	100.00	132920.00	133020.00	7.65	0.00	161552.00	161552.00	7.17	1000.00	173000.00	174000.00	6.64
26	UTTARAKHAND	56586.00	857782.00	914368.00	18.61	108070.00	891352.00	999422.00	18.36	124770.00	900000.00	1024770.00	15.73
27	UTTAR PRADESH	343756.00	18726587.00	19070343.00	74.52	351057.00	19000500.00	19351557.00	60.81	868202.00	22039687.00	22907889.00	84.24
28	WEST BENGAL	3746.00	23436197.00	23439943.00	96.06	42275.00	26018108.00	26060383.00	95.22	160900.00	27549803.00	27710703.00	94.96
TOTAL STATES		3864922.00	119087072.00	122951994.00	49.90	4275252.00	133009161.00	137284413.00	46.14	4497966.00	142833319.00	147331285.00	46.36
29	A. & N. ISLANDS	5000.00	8665.00	13665.00	3.62	5000.00	10000.00	15000.00	3.41	7000.00	10000.00	17000.00	3.69
30	CHANDIGARH	0.00	24547.00	24547.00	7.19	0.00	25500.00	25500.00	6.82	0.00	25500.00	25500.00	6.40
31	DADRA & NAGAR HAVELI
32	DAMAN & DIU	0.00	25277.00	25277.00	36.26	0.00	26600.00	26600.00	35.75	0.00	27200.00	27200.00	35.74
33	DELHI	0.00	1214610.00	1214610.00	9.66	0.00	1250500.00	1250500.00	8.74	0.00	1486600.00	1486600.00	8.87
34	LAKSHADWEEP
35	PUDUCHERRY	0.00	105408.00	105408.00	17.25	0.00	126809.00	126809.00	17.92	0.00	128040.00	128040.00	18.00
TOTAL U.T.		5000.00	1378507.00	1383507.00	9.79	5000.00	1439409.00	1444409.00	8.98	7000.00	1677340.00	1684340.00	9.06
TOTAL (STATE & UTs)		3869922.00	120465579.00	124335501.00	47.72	4280252.00	134448570.00	138728822.00	44.23	4504966.00	144510659.00	149015625.00	44.30

..NICNET..

STATEMENT NO. (10): PLAN & NON-PLAN BUDGETED EXPENDITURE ON SECONDARY EDUCATION (Sub-head wise)

ACCOUNT: REVENUE ACCOUNT
PROGRAM: ASSISTANCE TO LOCAL BODIES FOR SECONDARY EDUCATION

(RUPEES IN THOUSANDS)

SL. NO.	STATE/UNION TERRITORY	2005-06 (ACTUALS)				2006-07 (R.E.)				2007-08 (B.E.)			
		PLAN	NON-PLAN	TOTAL	% AGE TO TOTAL EXP. ON SEC. EDN.	PLAN	NON-PLAN	TOTAL	% AGE TO TOTAL EXP. ON SEC. EDN.	PLAN	NON-PLAN	TOTAL	% AGE TO TOTAL EXP. ON SEC. EDN.
1	ANDHRA PRADESH	0.00	9801445.00	9801445.00	63.79	0.00	10866591.00	10866591.00	62.96	0.00	12222725.00	12222725.00	60.72
2	ARUNACHAL PRADESH
3	ASSAM
4	BIHAR	0.00	0.00	0.00	.00	0.00	8.00	8.00	.00	0.00	730484.00	730484.00	8.76
5	CHHATTISGARH	138425.00	79314.00	217739.00	9.66	276979.00	160000.00	436979.00	13.36	386492.00	210000.00	596492.00	16.11
6	GOA
7	GUJARAT	0.00	567952.00	567952.00	4.49	0.00	603829.00	603829.00	4.98	0.00	606110.00	606110.00	4.41
8	HARYANA
9	HIMACHAL PRADESH
10	JAMMU & KASHMIR
11	JHARKHAND
12	KARNATAKA	699608.00	9209834.00	9909442.00	75.98	1418639.00	10767837.00	12186476.00	69.62	813257.00	13220898.00	14034155.00	71.67
13	KERALA
14	MADHYA PRADESH	146379.00	402400.00	548779.00	12.93	0.00	537940.00	537940.00	7.62	0.00	649251.00	649251.00	8.23
15	MAHARASHTRA	16199.00	2376692.00	2392891.00	5.76	14742.00	2897788.00	2912530.00	6.12	37425.00	2898980.00	2936405.00	6.18
16	MANIPUR	15655.00	270.00	15925.00	1.93	16800.00	270.00	17070.00	2.00	8400.00	270.00	8670.00	1.08
17	MEGHALAYA
18	MIZORAM
19	NAGALAND
20	ORISSA
21	PUNJAB
22	RAJASTHAN
23	SIKKIM
24	TAMIL NADU
25	TRIPURA	0.00	5000.00	5000.00	.29	0.00	4000.00	4000.00	.18	50.00	4000.00	4050.00	.15
26	UTTARAKHAND
27	UTTAR PRADESH
28	WEST BENGAL
TOTAL STATES		1016266.00	22442907.00	23459173.00	9.52	1727160.00	25838263.00	27565423.00	9.26	1245624.00	30542718.00	31788342.00	10.00
29	A. & N. ISLANDS	1187.00	0.00	1187.00	.31	1597.00	0.00	1597.00	.36	7350.00	0.00	7350.00	1.60
30	CHANDIGARH
31	DADRA & NAGAR HAVELI
32	DAMAN & DIU
33	DELHI	200.00	3044437.00	3044637.00	24.22	1500.00	4172692.00	4174192.00	29.18	1500.00	5023777.00	5025277.00	29.97
34	LAKSHADWEEP
35	PUDUCHERRY
TOTAL U.T.		1387.00	3044437.00	3045824.00	21.56	3097.00	4172692.00	4175789.00	25.95	8850.00	5023777.00	5032627.00	27.07
TOTAL (STATE & UTs)		1017653.00	25487344.00	26504997.00	10.17	1730257.00	30010955.00	31741212.00	10.12	1254474.00	35566495.00	36820969.00	10.95

. . . NICNET . . .

STATEMENT NO. (10): PLAN & NON-PLAN BUDGETED EXPENDITURE ON SECONDARY EDUCATION (Sub-head wise)

ACCOUNT: REVENUE ACCOUNT
PROGRAM: SCHOLARSHIPS

(RUPEES IN THOUSANDS)

SL. NO.	STATE/UNION TERRITORY	2005-06 (ACTUALS)				2006-07 (R.E.)				2007-08 (B.E.)			
		PLAN	NON-PLAN	TOTAL	% AGE TO TOTAL EXP. ON SEC. EDN.	PLAN	NON-PLAN	TOTAL	% AGE TO TOTAL EXP. ON SEC. EDN.	PLAN	NON-PLAN	TOTAL	% AGE TO TOTAL EXP. ON SEC. EDN.
1	ANDHRA PRADESH	0.00	12539.00	12539.00	.08	0.00	15383.00	15383.00	.09	0.00	15383.00	15383.00	.08
2	ARUNACHAL PRADESH	28594.00	0.00	28594.00	6.38	25000.00	0.00	25000.00	5.32	15000.00	0.00	15000.00	3.04
3	ASSAM	0.00	3898.00	3898.00	.06	275.00	7725.00	8000.00	.09	275.00	7600.00	7875.00	.09
4	BIHAR	0.00	12000.00	12000.00	.17	0.00	12000.00	12000.00	.14	0.00	22000.00	22000.00	.26
5	CHHATTISGARH	404.00	0.00	404.00	.02	1.00	0.00	1.00	.00	1.00	0.00	1.00	.00
6	GOA	0.00	1735.00	1735.00	.11	0.00	2900.00	2900.00	.13	0.00	2750.00	2750.00	.15
7	GUJARAT	526.00	0.00	526.00	.00	600.00	0.00	600.00	.00	600.00	0.00	600.00	.00
8	HARYANA	60022.00	550.00	60572.00	.88	69665.00	550.00	70215.00	.88	251630.00	550.00	252180.00	2.78
9	HIMACHAL PRADESH
10	JAMMU & KASHMIR	0.00	17240.00	17240.00	.62	0.00	20674.00	20674.00	.47	0.00	21674.00	21674.00	.47
11	JHARKHAND	120.00	0.00	120.00	.01	150.00	0.00	150.00	.00	150.00	0.00	150.00	.01
12	KARNATAKA	0.00	20423.00	20423.00	.16	0.00	26240.00	26240.00	.15	10000.00	27090.00	37090.00	.19
13	KERALA	0.00	7193.00	7193.00	.06	0.00	9000.00	9000.00	.05	50000.00	9000.00	59000.00	.26
14	MADHYA PRADESH	0.00	28.00	28.00	.00	0.00	0.00	0.00	.00	0.00	0.00	0.00	.00
15	MAHARASHTRA	0.00	14987.00	14987.00	.04	0.00	16469.00	16469.00	.03	0.00	16223.00	16223.00	.03
16	MANIPUR	0.00	2987.00	2987.00	.36	0.00	3624.00	3624.00	.42	0.00	3624.00	3624.00	.45
17	MEGHALAYA	0.00	518.00	518.00	.08	0.00	2823.00	2823.00	.32	0.00	2872.00	2872.00	.28
18	MIZORAM	6999.00	8094.00	15093.00	2.67	8000.00	8150.00	16150.00	2.60	9000.00	8140.00	17140.00	2.45
19	NAGALAND	0.00	3300.00	3300.00	.47	0.00	3300.00	3300.00	.50	0.00	4043.00	4043.00	.56
20	ORISSA	0.00	3366.00	3366.00	.05	0.00	3860.00	3860.00	.06	0.00	3860.00	3860.00	.06
21	PUNJAB	0.00	8033.00	8033.00	.06	0.00	5015.00	5015.00	.03	0.00	1915.00	1915.00	.01
22	RAJASTHAN	10157.00	145271.00	155428.00	1.08	11081.00	147863.00	158944.00	1.03	12601.00	144700.00	157301.00	.91
23	SIKKIM	232.00	0.00	232.00	.03	10300.00	0.00	10300.00	1.20	2210.00	0.00	2210.00	.25
24	TAMIL NADU	0.00	14929.00	14929.00	.08	16000.00	17634.00	33634.00	.14	16000.00	17634.00	33634.00	.11
25	TRIPURA	3531.00	0.00	3531.00	.20	4266.00	0.00	4266.00	.19	4350.00	0.00	4350.00	.17
26	UTTARAKHAND	0.00	2173.00	2173.00	.04	106.00	2013.00	2119.00	.04	0.00	3175.00	3175.00	.05
27	UTTAR PRADESH	0.00	16859.00	16859.00	.07	0.00	14000.00	14000.00	.04	0.00	14000.00	14000.00	.05
28	WEST BENGAL	0.00	1036.00	1036.00	.00	0.00	1155.00	1155.00	.00	0.00	1211.00	1211.00	.00
TOTAL STATES		110585.00	297159.00	407744.00	.17	145444.00	320378.00	465822.00	.16	371817.00	327444.00	699261.00	.22
29	A. & N. ISLANDS	1557.00	468.00	2025.00	.54	1000.00	500.00	1500.00	.34	800.00	750.00	1550.00	.34
30	CHANDIGARH	0.00	10.00	10.00	.00	0.00	35.00	35.00	.01	0.00	35.00	35.00	.01
31	DADRA & NAGAR HAVELI	632.00	0.00	632.00	1.39	1000.00	0.00	1000.00	1.89	500.00	0.00	500.00	.89
32	DAMAN & DIU
33	DELHI
34	LAKSHADWEEP
35	PUDUCHERRY	2468.00	3014.00	5482.00	.90	10108.00	3368.00	13476.00	1.90	9952.00	5115.00	15067.00	2.12
TOTAL U. T.		4657.00	3492.00	8149.00	.06	12108.00	3903.00	16011.00	.10	11252.00	5900.00	17152.00	.09
TOTAL (STATE & UTs)		115242.00	300651.00	415893.00	.16	157552.00	324281.00	481833.00	.15	383069.00	333344.00	716413.00	.21

..NICNET..

STATEMENT NO. (10): PLAN & NON-PLAN BUDGETED EXPENDITURE ON SECONDARY EDUCATION (Sub-head wise)

ACCOUNT: REVENUE ACCOUNT
PROGRAM: TEACHERS' TRAINING

(RUPEES IN THOUSANDS)

SL. NO.	STATE/UNION TERRITORY	2005-06 (ACTUALS)				2006-07 (R.E.)				2007-08 (B.E.)			
		PLAN	NON-PLAN	TOTAL	% AGE TO TOTAL EXP. ON SEC. EDN.	PLAN	NON-PLAN	TOTAL	% AGE TO TOTAL EXP. ON SEC. EDN.	PLAN	NON-PLAN	TOTAL	% AGE TO TOTAL EXP. ON SEC. EDN.
1	ANDHRA PRADESH	972.00	117958.00	118930.00	.77	3578.00	118251.00	121829.00	.71	8106.00	144423.00	152529.00	.76
2	ARUNACHAL PRADESH	14086.00	0.00	14086.00	3.14	17045.00	0.00	17045.00	3.62	700.00	0.00	700.00	.14
3	ASSAM	764.00	10640.00	11404.00	.17	1650.00	43111.00	44761.00	.50	1000.00	44312.00	45312.00	.54
4	BIHAR
5	CHHATTISGARH	5290.00	6039.00	11329.00	.50	21628.00	21020.00	42648.00	1.30	24158.00	25282.00	49440.00	1.33
6	GOA
7	GUJARAT	0.00	7081.00	7081.00	.06	0.00	5435.00	5435.00	.04	0.00	3990.00	3990.00	.03
8	HARYANA	19362.00	1427.00	20789.00	.30	19561.00	1822.00	21383.00	.27	32500.00	9942.00	42442.00	.47
9	HIMACHAL PRADESH
10	JAMMU & KASHMIR
11	JHARKHAND
12	KARNATAKA	7519.00	4643.00	12162.00	.09	13000.00	1596.00	14596.00	.08	4000.00	1660.00	5660.00	.03
13	KERALA
14	MADHYA PRADESH	93877.00	30355.00	124232.00	2.93	0.00	45955.00	45955.00	.65	136436.00	51525.00	187961.00	2.38
15	MAHARASHTRA	22234.00	165876.00	188110.00	.45	1800.00	220016.00	221816.00	.47	2200.00	225441.00	227641.00	.48
16	MANIPUR	15.00	3676.00	3691.00	.45	130.00	3380.00	3510.00	.41	15.00	3292.00	3307.00	.41
17	MEGHALAYA	0.00	5121.00	5121.00	.78	0.00	4710.00	4710.00	.54	4200.00	5015.00	9215.00	.91
18	MIZORAM	1496.00	4545.00	6041.00	1.07	3200.00	5471.00	8671.00	1.40	3050.00	6440.00	9490.00	1.35
19	NAGALAND	5685.00	15765.00	21450.00	3.06	9850.00	17113.00	26963.00	4.06	11750.00	17972.00	29722.00	4.12
20	ORISSA	0.00	85835.00	85835.00	1.34	0.00	100028.00	100028.00	1.57	0.00	110216.00	110216.00	1.61
21	PUNJAB	0.00	1670.00	1670.00	.01	0.00	5732.00	5732.00	.04	0.00	5904.00	5904.00	.03
22	RAJASTHAN
23	SIKKIM
24	TAMIL NADU	6044.00	33740.00	39784.00	.22	5619.00	37048.00	42667.00	.17	0.00	45430.00	45430.00	.14
25	TRIPURA	1866.00	11995.00	13861.00	.80	2518.00	11665.00	14183.00	.63	3412.00	12675.00	16087.00	.61
26	UTTARAKHAND
27	UTTAR PRADESH
28	WEST BENGAL	0.00	41556.00	41556.00	.17	0.00	45821.00	45821.00	.17	0.00	48336.00	48336.00	.17
TOTAL STATES		179210.00	547922.00	727132.00	.30	99579.00	688174.00	787753.00	.26	231527.00	761855.00	993382.00	.31
29	A. & N. ISLANDS
30	CHANDIGARH
31	DADRA & NAGAR HAVELI	30.00	0.00	30.00	.07	30.00	0.00	30.00	.06	30.00	0.00	30.00	.05
32	DAMAN & DIU
33	DELHI	22436.00	0.00	22436.00	.18	26700.00	0.00	26700.00	.19	32000.00	0.00	32000.00	.19
34	LAKSHADWEEP
35	PUDUCHERRY	0.00	0.00	0.00	.00	3340.00	0.00	3340.00	.47	1.00	0.00	1.00	.00
TOTAL U.T.		22466.00	0.00	22466.00	.16	30070.00	0.00	30070.00	.19	32031.00	0.00	32031.00	.17
TOTAL (STATE & UTs)		201676.00	547922.00	749598.00	.29	129649.00	688174.00	817823.00	.26	263558.00	761855.00	1025413.00	.30

..NICNET..

STATEMENT NO. (10): PLAN & NON-PLAN BUDGETED EXPENDITURE ON SECONDARY EDUCATION (Sub-head wise)

ACCOUNT: REVENUE ACCOUNT
PROGRAM: TEXT BOOKS

(RUPEES IN THOUSANDS)

SL. NO.	STATE/UNION TERRITORY	2005-06 (ACTUALS)				2006-07 (R.E.)				2007-08 (B.E.)			
		PLAN	NON-PLAN	TOTAL	% AGE TO TOTAL EXP. ON SEC. EDN.	PLAN	NON-PLAN	TOTAL	% AGE TO TOTAL EXP. ON SEC. EDN.	PLAN	NON-PLAN	TOTAL	% AGE TO TOTAL EXP. ON SEC. EDN.
1	ANDHRA PRADESH	0.00	886660.00	886660.00	5.77	0.00	707677.00	707677.00	4.10	0.00	882821.00	882821.00	4.39
2	ARUNACHAL PRADESH	40576.00	0.00	40576.00	9.05	25000.00	0.00	25000.00	5.32	15000.00	0.00	15000.00	3.04
3	ASSAM
4	BIHAR
5	CHHATTISGARH	20457.00	0.00	20457.00	.91	34245.00	0.00	34245.00	1.05	41745.00	0.00	41745.00	1.13
6	GOA
7	GUJARAT	13000.00	0.00	13000.00	.10	15000.00	0.00	15000.00	.12	19200.00	0.00	19200.00	.14
8	HARYANA
9	HIMACHAL PRADESH
10	JAMMU & KASHMIR
11	JHARKHAND
12	KARNATAKA	0.00	90424.00	90424.00	.69	0.00	126208.00	126208.00	.72	0.00	131627.00	131627.00	.67
13	KERALA	0.00	440397.00	440397.00	3.55	0.00	530519.00	530519.00	2.77	0.00	576132.00	576132.00	2.52
14	MADHYA PRADESH	38149.00	0.00	38149.00	.90	50000.00	0.00	50000.00	.71	105300.00	0.00	105300.00	1.34
15	MAHARASHTRA
16	MANIPUR
17	MEGHALAYA	10.00	611.00	621.00	.09	0.00	1162.00	1162.00	.13	0.00	1227.00	1227.00	.12
18	MIZORAM
19	NAGALAND	0.00	6678.00	6678.00	.95	0.00	19298.00	19298.00	2.90	0.00	21572.00	21572.00	2.99
20	ORISSA
21	PUNJAB
22	RAJASTHAN
23	SIKKIM	3456.00	0.00	3456.00	.42	10000.00	0.00	10000.00	1.16	11367.00	0.00	11367.00	1.28
24	TAMIL NADU	188116.00	0.00	188116.00	1.04	179172.00	0.00	179172.00	.72	179172.00	0.00	179172.00	.57
25	TRIPURA
26	UTTARAKHAND
27	UTTAR PRADESH
28	WEST BENGAL	0.00	350.00	350.00	.00	0.00	392.00	392.00	.00	0.00	415.00	415.00	.00
	TOTAL STATES	303764.00	1425120.00	1728884.00	.70	313417.00	1385256.00	1698673.00	.57	371784.00	1613794.00	1985578.00	.62
29	A. & N. ISLANDS	2823.00	2345.00	5168.00	1.37	3700.00	2067.00	5767.00	1.31	3900.00	2087.00	5987.00	1.30
30	CHANDIGARH
31	DADRA & NAGAR HAVELI
32	DAMAN & DIU
33	DELHI	160892.00	636.00	161528.00	1.29	107900.00	1025.00	108925.00	.76	150000.00	1460.00	151460.00	.90
34	LAKSHADWEEP
35	PUDUCHERRY
	TOTAL U.T.	163715.00	2981.00	166696.00	1.18	111600.00	3092.00	114692.00	.71	153900.00	3547.00	157447.00	.85
	TOTAL (STATE & UTs)	467479.00	1428101.00	1895580.00	.73	425017.00	1388348.00	1813365.00	.58	525684.00	1617341.00	2143025.00	.64

..NICNET..

STATEMENT NO. (10): PLAN & NON-PLAN BUDGETED EXPENDITURE ON SECONDARY EDUCATION (Sub-head wise)

ACCOUNT: REVENUE ACCOUNT
PROGRAM: NON-FORMAL EDUCATION

(RUPEES IN THOUSANDS)

SL. NO.	STATE/UNION TERRITORY	2005-06 (ACTUALS)				2006-07 (R.E.)				2007-08 (B.E.)			
		PLAN	NON-PLAN	TOTAL	% AGE TO TOTAL EXP. ON SEC. EDN.	PLAN	NON-PLAN	TOTAL	% AGE TO TOTAL EXP. ON SEC. EDN.	PLAN	NON-PLAN	TOTAL	% AGE TO TOTAL EXP. ON SEC. EDN.
1	ANDHRA PRADESH
2	ARUNACHAL PRADESH
3	ASSAM
4	BIHAR
5	CHHATTISGARH	1109.00	0.00	1109.00	.05	2075.00	0.00	2075.00	.06	730.00	0.00	730.00	.02
6	GOA
7	GUJARAT
8	HARYANA
9	HIMACHAL PRADESH
10	JAMMU & KASHMIR
11	JHARKHAND
12	KARNATAKA
13	KERALA
14	MADHYA PRADESH	56389.00	0.00	56389.00	1.33	0.00	0.00	0.00	.00	0.00	0.00	0.00	.00
15	MAHARASHTRA
16	MANIPUR
17	MEGHALAYA
18	MIZORAM	0.00	9238.00	9238.00	1.63	0.00	11050.00	11050.00	1.78	0.00	11234.00	11234.00	1.60
19	NAGALAND
20	ORISSA
21	PUNJAB
22	RAJASTHAN
23	SIKKIM
24	TAMIL NADU
25	TRIPURA
26	UTTARAKHAND
27	UTTAR PRADESH
28	WEST BENGAL
TOTAL STATES		57498.00	9238.00	66736.00	.03	2075.00	11050.00	13125.00	.00	730.00	11234.00	11964.00	.00
29	A. & N. ISLANDS
30	CHANDIGARH
31	DADRA & NAGAR HAVELI
32	DAMAN & DIU
33	DELHI
34	LAKSHADWEEP
35	PUDUCHERRY
TOTAL U.T.		0.00	0.00	0.00	.00	0.00	0.00	0.00	.00	0.00	0.00	0.00	.00
TOTAL (STATE & UTs)		57498.00	9238.00	66736.00	.03	2075.00	11050.00	13125.00	.00	730.00	11234.00	11964.00	.00

. . NICNET . .

STATEMENT NO. (10): PLAN & NON-PLAN BUDGETED EXPENDITURE ON SECONDARY EDUCATION (Sub-head wise)

ACCOUNT: REVENUE ACCOUNT
PROGRAM: OTHER EXPENDITURE

(RUPEES IN THOUSANDS)

SL. NO.	STATE/UNION TERRITORY	2005-06 (ACTUALS)				2006-07 (R.E.)				2007-08 (B.E.)			
		PLAN	NON-PLAN	TOTAL	% AGE TO TOTAL EXP. ON SEC. EDN.	PLAN	NON-PLAN	TOTAL	% AGE TO TOTAL EXP. ON SEC. EDN.	PLAN	NON-PLAN	TOTAL	% AGE TO TOTAL EXP. ON SEC. EDN.
1	ANDHRA PRADESH	367123.00	336873.00	703996.00	4.58	397810.00	365426.00	763236.00	4.42	879148.00	407358.00	1286506.00	6.39
2	ARUNACHAL PRADESH	2108.00	2502.00	4610.00	1.03	1170.00	2807.00	3977.00	.85	1500.00	2468.00	3968.00	.80
3	ASSAM	82549.00	239.00	82788.00	1.27	72125.00	1777.00	73902.00	.83	61625.00	1777.00	63402.00	.75
4	BIHAR	0.00	994576.00	994576.00	14.09	79000.00	67287.00	146287.00	1.74	10000.00	502200.00	512200.00	6.15
5	CHHATTISGARH	305.00	0.00	305.00	.01	3000.00	17500.00	20500.00	.63	5000.00	17500.00	22500.00	.61
6	COA	63976.00	59314.00	123290.00	7.64	611905.00	68660.00	680565.00	31.26	206012.00	83418.00	289430.00	15.42
7	GUJARAT	48258.00	157148.00	205406.00	1.62	55200.00	148898.00	204098.00	1.68	96322.00	125490.00	221812.00	1.61
8	HARYANA	10648.00	128487.00	139135.00	2.03	14494.00	208391.00	222885.00	2.81	122344.00	158210.00	280554.00	3.10
9	HIMACHAL PRADESH	54845.00	259170.00	314015.00	7.08	110616.00	280334.00	390950.00	8.86	227080.00	254459.00	481539.00	11.98
10	JAMMU & KASHMIR
11	JHARKHAND	47435.00	9900.00	57335.00	3.13	127245.00	10000.00	137245.00	4.32	244350.00	10000.00	254350.00	8.88
12	KARNATAKA	116268.00	244540.00	360808.00	2.77	181034.00	277932.00	458966.00	2.62	1244386.00	289192.00	1533578.00	7.83
13	KERALA	18597.00	337416.00	356013.00	2.87	151251.00	754319.00	905570.00	4.74	294000.00	802802.00	1096802.00	4.80
14	MADHYA PRADESH
15	MAHARASHTRA	0.00	8912.00	8912.00	.02	134000.00	10433.00	144433.00	.30	0.00	9493.00	9493.00	.02
16	MANIPUR	34027.00	0.00	34027.00	4.12	36220.00	0.00	36220.00	4.24	19270.00	0.00	19270.00	2.41
17	MEGHALAYA	9121.00	1871.00	10992.00	1.66	116550.00	3171.00	119721.00	13.67	98150.00	3185.00	101335.00	10.00
18	MIZORAM	14781.00	8737.00	23518.00	4.15	44850.00	9350.00	54200.00	8.73	53230.00	13030.00	66260.00	9.46
19	NAGALAND	4250.00	9374.00	13624.00	1.94	200.00	32832.00	33032.00	4.97	100.00	11521.00	11621.00	1.61
20	ORISSA	222922.00	6425.00	229347.00	3.58	338602.00	7174.00	345776.00	5.43	425204.00	8674.00	433878.00	6.33
21	PUNJAB	0.00	138437.00	138437.00	.98	0.00	82669.00	82669.00	.51	0.00	75971.00	75971.00	.44
22	RAJASTHAN	36110.00	688367.00	724477.00	5.02	17911.00	729989.00	747900.00	4.84	11422.00	856056.00	867478.00	5.03
23	SIKKIM	6216.00	0.00	6216.00	.75	12450.00	0.00	12450.00	1.44	29050.00	0.00	29050.00	3.27
24	TAMIL NADU	57334.00	327924.00	385258.00	2.12	63896.00	422721.00	486617.00	1.96	290985.00	444202.00	735187.00	2.32
25	TRIPURA
26	UTTARAKHAND	105391.00	103537.00	208928.00	4.25	40764.00	84257.00	125021.00	2.30	43161.00	91563.00	134724.00	2.07
27	UTTAR PRADESH	3047410.00	1283447.00	4330857.00	16.92	6082815.00	4092044.00	10174859.00	31.97	169868.00	990770.00	1160638.00	4.27
28	WEST BENGAL	15717.00	183002.00	198719.00	.81	117245.00	219375.00	336620.00	1.23	210636.00	227737.00	438373.00	1.50
TOTAL STATES		4365391.00	5290198.00	9655589.00	3.92	8810353.00	7897346.00	16707699.00	5.61	4742843.00	5387076.00	10129919.00	3.19
29	A. & N. ISLANDS	7653.00	16396.00	24049.00	6.37	9595.00	22817.00	32412.00	7.37	11100.00	19764.00	30864.00	6.71
30	CHANDIGARH	13671.00	196.00	13867.00	4.06	14770.00	213.00	14983.00	4.01	15400.00	213.00	15613.00	3.92
31	DADRA & NAGAR HAVELI	3070.00	1070.00	4140.00	9.09	6470.00	1065.00	7535.00	14.22	6500.00	1300.00	7800.00	13.85
32	DAMAN & DIU	410.00	0.00	410.00	.59	900.00	0.00	900.00	1.21	900.00	0.00	900.00	1.18
33	DELHI	519065.00	5253699.00	5772764.00	45.93	766400.00	4971650.00	5738050.00	40.12	1134800.00	5606932.00	6741732.00	40.21
34	LAKSHADWEEP	0.00	296.00	296.00	.26	0.00	560.00	560.00	.41	0.00	710.00	710.00	.59
35	PUDUCHERRY	21047.00	972.00	22019.00	3.60	23487.00	1091.00	24578.00	3.47	13520.00	1067.00	14587.00	2.05
TOTAL U. T.		564916.00	5272629.00	5837545.00	41.31	821622.00	4997396.00	5819018.00	36.17	1182220.00	5629986.00	6812206.00	36.64
TOTAL (STATE & UTs)		4930307.00	10562827.00	15493134.00	5.95	9631975.00	12894742.00	22526717.00	7.18	5925063.00	11017062.00	16942125.00	5.04

..NICNET..

STATEMENT NO. (11): PLAN & NON-PLAN BUDGETED EXPENDITURE ON ADULT EDUCATION

ACCOUNT: REVENUE ACCOUNT
PROGRAM: TOTAL EXPENDITURE

(RUPEES IN THOUSANDS)

SL. NO.	STATE/UNION TERRITORY	2005-06 (ACTUALS)				2006-07 (R.E.)				2007-08 (B.E.)			
		PLAN	NON-PLAN	TOTAL	% AGE TO TOTAL	PLAN	NON-PLAN	TOTAL	% AGE TO TOTAL	PLAN	NON-PLAN	TOTAL	% AGE TO
		EXP. ON EDUCATION				EXP. ON EDUCATION				EXP. ON			
TOTAL EDUCATION													
1	ANDHRA PRADESH	125745.00	0.00	125745.00	.25	120000.00	0.00	120000.00	.20	10000.00	122389.00	132389.00	.20
2	ARUNACHAL PRADESH	27669.00	5329.00	32998.00	1.64	17435.00	5739.00	23174.00	1.08	22000.00	6470.00	28470.00	1.38
3	ASSAM	66685.00	108202.00	174887.00	.72	32900.00	165760.00	198660.00	.57	28700.00	100879.00	129579.00	.38
4	BIHAR	32226.00	31294.00	63520.00	.15	56850.00	35655.00	92505.00	.19	53850.00	39969.00	93819.00	.19
5	CHHATTISGARH	6036.00	0.00	6036.00	.05	76047.00	0.00	76047.00	.47	24753.00	0.00	24753.00	.14
6	GOA	269.00	6436.00	6705.00	.23	1350.00	7065.00	8415.00	.23	795.00	7070.00	7865.00	.23
7	GUJARAT	27940.00	9974.00	37914.00	.09	51205.00	11745.00	62950.00	.15	64048.00	11419.00	75467.00	.16
8	HARYANA	4000.00	4427.00	8427.00	.05	13409.00	6890.00	20299.00	.10	12500.00	7444.00	19944.00	.08
9	HIMACHAL PRADESH	0.00	5748.00	5748.00	.05	0.00	9192.00	9192.00	.07	0.00	6804.00	6804.00	.05
10	JAMMU & KASHMIR	0.00	0.00	0.00	.00	7567.00	0.00	7567.00	.07	12500.00	0.00	12500.00	.10
11	JHARKHAND
12	KARNATAKA	24756.00	22218.00	46974.00	.10	72729.00	21072.00	93801.00	.16	119729.00	23644.00	143373.00	.21
13	KERALA	5000.00	0.00	5000.00	.01	36000.00	1.00	36001.00	.08	21000.00	1.00	21001.00	.03
14	MADHYA PRADESH	0.00	0.00	0.00	.00	1100.00	0.00	1100.00	.00	4000.00	0.00	4000.00	.01
15	MAHARASHTRA	356.00	98112.00	98468.00	.09	28100.00	112993.00	141093.00	.11	12400.00	114209.00	126609.00	.10
16	MANIPUR	8926.00	22950.00	31876.00	.83	4989.00	22573.00	27562.00	.83	5000.00	23806.00	28806.00	.85
17	MEGHALAYA	1436.00	15748.00	17184.00	.61	2400.00	19469.00	21869.00	.72	3000.00	19784.00	22784.00	.61
18	MIZORAM	4162.00	12250.00	16412.00	.67	7620.00	13750.00	21370.00	.82	8420.00	13660.00	22080.00	.82
19	NAGALAND	100.00	6282.00	6382.00	.23	600.00	5963.00	6563.00	.22	2500.00	6528.00	9028.00	.30
20	ORISSA	9941.00	0.00	9941.00	.04	12399.00	0.00	12399.00	.05	14725.00	0.00	14725.00	.05
21	PUNJAB	18051.00	12000.00	30051.00	.13	292.00	12000.00	12292.00	.05	10000.00	12000.00	22000.00	.08
22	RAJASTHAN	88851.00	32889.00	121740.00	.27	106903.00	33430.00	140333.00	.29	102100.00	37005.00	139105.00	.27
23	SIKKIM	0.00	0.00	0.00	.00	100.00	0.00	100.00	.01	2000.00	0.00	2000.00	.10
24	TAMIL NADU	54372.00	5598.00	59970.00	.12	2.00	7077.00	7079.00	.01	2.00	8426.00	8428.00	.01
25	TRIPURA	111.00	211327.00	211438.00	4.91	1852.00	242505.00	244357.00	5.14	3160.00	260753.00	263913.00	4.71
26	UTTARAKHAND
27	UTTAR PRADESH
28	WEST BENGAL	17308.00	18764.00	36072.00	.07	42617.00	20107.00	62724.00	.10	91700.00	21261.00	112961.00	.18
TOTAL STATES		523940.00	629548.00	1153488.00	.15	694466.00	752986.00	1447452.00	.16	628882.00	843521.00	1472403.00	.15
29	A. & N. ISLANDS	0.00	2369.00	2369.00	.22	0.00	3553.00	3553.00	.28	0.00	3605.00	3605.00	.28
30	CHANDIGARH	2835.00	435.00	3270.00	.19	2720.00	400.00	3120.00	.17	3200.00	400.00	3600.00	.18
31	DADRA & NAGAR HAVELI	0.00	284.00	284.00	.13	0.00	300.00	300.00	.13	0.00	330.00	330.00	.13
32	DAMAN & DIU	20.00	420.00	440.00	.24	210.00	400.00	610.00	.30	200.00	400.00	600.00	.29
33	DELHI	24475.00	338778.00	363253.00	2.36	16500.00	364800.00	381300.00	2.15	25000.00	375945.00	400945.00	1.84
34	LAKSHADWEEP
35	PUDUCHERRY	1637.00	2284.00	3921.00	.21	1000.00	2790.00	3790.00	.18	1000.00	3049.00	4049.00	.18
TOTAL U. T.		28967.00	344570.00	373537.00	1.81	20430.00	372243.00	392673.00	1.66	29400.00	383729.00	413129.00	1.48
TOTAL (STATE & UTs)		552907.00	974118.00	1527025.00	.20	714896.00	1125229.00	1840125.00	.20	658282.00	1227250.00	1885532.00	.19
CENTRE TOTAL		2418100.00	16500.00	2434600.00	1.37	2355000.00	20600.00	2375600.00	.98	4010000.00	22200.00	4032200.00	1.25
GRAND TOTAL		2971007.00	990618.00	3961625.00	.42	3069896.00	1145829.00	4215725.00	.36	4668282.00	1249450.00	5917732.00	.45

STATEMENT NO. (12): PLAN & NON-PLAN BUDGETED EXPENDITURE ON ADULT EDUCATION (Sub-head wise)

ACCOUNT: REVENUE ACCOUNT
PROGRAM: DIRECTION & ADMINISTRATION

(RUPEES IN THOUSANDS)

SL. NO.	STATE/UNION TERRITORY	2005-06 (ACTUALS)				2006-07 (R.E.)				2007-08 (B.E.)			
		PLAN	NON-PLAN	TOTAL	% AGE TO TOTAL	PLAN	NON-PLAN	TOTAL	% AGE TO TOTAL	PLAN	NON-PLAN	TOTAL	% AGE TO
		EXP. ON ADL. EDN.				EXP. ON ADL. EDN.				EXP. ON ADL. EDN.			
TOTAL													
EDN.													
1	ANDHRA PRADESH	90745.00	0.00	90745.00	72.17	98200.00	0.00	98200.00	81.83	0.00	122389.00	122389.00	92.45
2	ARUNACHAL PRADESH	11796.00	5329.00	17125.00	51.90	15864.00	5739.00	21603.00	93.22	19500.00	6470.00	25970.00	91.22
3	ASSAM	59958.00	108202.00	168160.00	96.15	3100.00	165760.00	168860.00	85.00	1050.00	100879.00	101929.00	78.66
4	BIHAR	0.00	4744.00	4744.00	7.47	0.00	6988.00	6988.00	7.55	0.00	7645.00	7645.00	8.15
5	CHHATTISGARH
6	GOA
7	GUJARAT	0.00	988.00	988.00	2.61	0.00	1200.00	1200.00	1.91	0.00	1200.00	1200.00	1.59
8	HARYANA
9	HIMACHAL PRADESH
10	JAMMU & KASHMIR
11	JHARKHAND
12	KARNATAKA	23756.00	4263.00	28019.00	59.65	69000.00	3617.00	72617.00	77.42	114000.00	5316.00	119316.00	83.22
13	KERALA	3000.00	0.00	3000.00	60.00	1800.00	1.00	1801.00	5.00	1000.00	1.00	1001.00	4.77
14	MADHYA PRADESH
15	MAHARASHTRA
16	MANIPUR	8926.00	22950.00	31876.00	100.00	4989.00	22573.00	27562.00	100.00	5000.00	23806.00	28806.00	100.00
17	MEGHALAYA	664.00	1299.00	1963.00	11.42	1000.00	1330.00	2330.00	10.65	1200.00	1350.00	2550.00	11.19
18	MIZORAM	4162.00	10283.00	14445.00	88.01	7620.00	11680.00	19300.00	90.31	8320.00	11690.00	20010.00	90.63
19	NAGALAND
20	ORISSA	7413.00	0.00	7413.00	74.57	7903.00	0.00	7903.00	63.74	9380.00	0.00	9380.00	63.70
21	PUNJAB
22	RAJASTHAN
23	SIKKIM
24	TAMIL NADU	0.00	5598.00	5598.00	9.33	0.00	7077.00	7077.00	99.97	0.00	8426.00	8426.00	99.98
25	TRIPURA
26	UTTARAKHAND
27	UTTAR PRADESH
28	WEST BENGAL	5304.00	426.00	5730.00	15.88	6932.00	481.00	7413.00	11.82	0.00	512.00	512.00	.45
TOTAL STATES		215724.00	164082.00	379806.00	32.93	216408.00	226446.00	442854.00	30.60	159450.00	289684.00	449134.00	30.50
29	A. & N. ISLANDS
30	CHANDIGARH
31	DADRA & NAGAR HAVELI
32	DAMAN & DIU
33	DELHI	0.00	434.00	434.00	.12	0.00	1050.00	1050.00	.28	0.00	1250.00	1250.00	.31
34	LAKSHADWEEP
35	PUDUCHERRY
TOTAL U.T.		0.00	434.00	434.00	.12	0.00	1050.00	1050.00	.27	0.00	1250.00	1250.00	.30
TOTAL (STATE & UTs)		215724.00	164516.00	380240.00	24.90	216408.00	227496.00	443904.00	24.12	159450.00	290934.00	450384.00	23.89

..NICNET..

STATEMENT NO. (12): PLAN & NON-PLAN BUDGETED EXPENDITURE ON ADULT EDUCATION (Sub-head wise)

ACCOUNT: REVENUE ACCOUNT
PROGRAM: RURAL FUNCTIONAL LITERACY PROGRAMME

(RUPEES IN THOUSANDS)

SL. NO.	STATE/UNION TERRITORY	2005-06 (ACTUALS)				2006-07 (R.E.)				2007-08 (B.E.)			
		PLAN	NON-PLAN	TOTAL	% AGE TO TOTAL EXP. ON ADL. EDN.	PLAN	NON-PLAN	TOTAL	% AGE TO TOTAL EXP. ON ADL. EDN.	PLAN	NON-PLAN	TOTAL	% AGE TO EXP. ON ADL.
TOTAL													
EDN.													
1	ANDHRA PRADESH	5000.00	0.00	5000.00	3.98	0.00	0.00	0.00	.00	0.00	0.00	0.00	.00
2	ARUNACHAL PRADESH
3	ASSAM
4	BIHAR
5	CHHATTISGARH
6	GOA
7	GUJARAT	0.00	8986.00	8986.00	23.70	0.00	10545.00	10545.00	16.75	0.00	10219.00	10219.00	13.54
8	HARYANA
9	HIMACHAL PRADESH
10	JAMMU & KASHMIR
11	JHARKHAND
12	KARNATAKA	1000.00	17955.00	18955.00	40.35	1000.00	17455.00	18455.00	19.67	3000.00	18328.00	21328.00	14.88
13	KERALA	2000.00	0.00	2000.00	40.00	34200.00	0.00	34200.00	95.00	20000.00	0.00	20000.00	95.23
14	MADHYA PRADESH
15	MAHARASHTRA
16	MANIPUR
17	MEGHALAYA	0.00	0.00	0.00	.00	0.00	220.00	220.00	1.01	0.00	220.00	220.00	.97
18	MIZORAM	0.00	1686.00	1686.00	10.27	0.00	1950.00	1950.00	9.12	100.00	1850.00	1950.00	8.83
19	NAGALAND	0.00	5039.00	5039.00	78.96	500.00	5963.00	6463.00	98.48	2500.00	6528.00	9028.00	100.00
20	ORISSA
21	PUNJAB
22	RAJASTHAN
23	SIKKIM
24	TAMIL NADU
25	TRIPURA
26	UTTARAKHAND
27	UTTAR PRADESH
28	WEST BENGAL	0.00	2214.00	2214.00	6.14	0.00	1665.00	1665.00	2.65	0.00	1762.00	1762.00	1.56
	TOTAL STATES	8000.00	35880.00	43880.00	3.80	35700.00	37798.00	73498.00	5.08	25600.00	38907.00	64507.00	4.38
29	A. & N. ISLANDS
30	CHANDIGARH
31	DADRA & NAGAR HAVELI
32	DAMAN & DIU
33	DELHI
34	LAKSHADWEEP
35	PUDUCHERRY
	TOTAL U.T.	0.00	0.00	0.00	.00	0.00	0.00	0.00	.00	0.00	0.00	0.00	.00
	TOTAL (STATE & UTs)	8000.00	35880.00	43880.00	2.87	35700.00	37798.00	73498.00	3.99	25600.00	38907.00	64507.00	3.42

..NICNET..

STATEMENT NO. (12): PLAN & NON-PLAN BUDGETED EXPENDITURE ON ADULT EDUCATION (Sub-head wise)

ACCOUNT: REVENUE ACCOUNT
PROGRAM: STATE ADULT EDUCATION PROGRAMME

(RUPEES IN THOUSANDS)

SL. NO.	STATE/UNION TERRITORY	2005-06 (ACTUALS)				2006-07 (R.E.)				2007-08 (B.E.)			
		PLAN	NON-PLAN	TOTAL	% AGE TO TOTAL EXP. ON ADL. EDN.	PLAN	NON-PLAN	TOTAL	% AGE TO TOTAL EXP. ON ADL. EDN.	PLAN	NON-PLAN	TOTAL	% AGE TO EXP. ON ADL.
TOTAL													
EDN.													
1	ANDHRA PRADESH
2	ARUNACHAL PRADESH
3	ASSAM
4	BIHAR
5	CHHATTISGARH
6	GOA
7	GUJARAT
8	HARYANA
9	HIMACHAL PRADESH
10	JAMMU & KASHMIR	0.00	0.00	0.00	0.00	7567.00	0.00	7567.00	100.00	12500.00	0.00	12500.00	100.00
11	JHARKHAND
12	KARNATAKA
13	KERALA
14	MADHYA PRADESH
15	MAHARASHTRA
16	MANIPUR
17	MEGHALAYA	772.00	14449.00	15221.00	88.58	1270.00	17919.00	19189.00	87.75	1650.00	18214.00	19864.00	87.18
18	MIZORAM
19	NAGALAND	100.00	1243.00	1343.00	21.04	100.00	0.00	100.00	1.52	0.00	0.00	0.00	0.00
20	ORISSA
21	PUNJAB	0.00	12000.00	12000.00	39.93	0.00	12000.00	12000.00	97.62	0.00	12000.00	12000.00	54.55
22	RAJASTHAN
23	SIKKIM
24	TAMIL NADU
25	TRIPURA	111.00	211327.00	211438.00	100.00	1852.00	242505.00	244357.00	100.00	3160.00	260753.00	263913.00	100.00
26	UTTARAKHAND
27	UTTAR PRADESH
28	WEST BENGAL
	TOTAL STATES	983.00	239019.00	240002.00	20.81	10789.00	272424.00	283213.00	19.57	17310.00	290967.00	308277.00	20.94
29	A. & N. ISLANDS
30	CHANDIGARH
31	DADRA & NAGAR HAVELI
32	DAMAN & DIU
33	DELHI
34	LAKSHADWEEP
35	PUDUCHERRY
	TOTAL U.T.	0.00	0.00	0.00	0.00	0.00	0.00	0.00	0.00	0.00	0.00	0.00	0.00
	TOTAL (STATE & UTs)	983.00	239019.00	240002.00	15.72	10789.00	272424.00	283213.00	15.39	17310.00	290967.00	308277.00	16.35

..NICNET..

STATEMENT NO. (12): PLAN & NON-PLAN BUDGETED EXPENDITURE ON ADULT EDUCATION (Sub-head wise)

ACCOUNT: REVENUE ACCOUNT
PROGRAM: OTHER ADULT EDUCATION PROGRAMME

(RUPEES IN THOUSANDS)

SL. NO.	STATE/UNION TERRITORY	2005-06 (ACTUALS)				2006-07 (R.E.)				2007-08 (B.E.)			
		PLAN	NON-PLAN	TOTAL	% AGE TO TOTAL	PLAN	NON-PLAN	TOTAL	% AGE TO TOTAL	PLAN	NON-PLAN	TOTAL	% AGE TO
		EXP. ON ADL. EDN.				EXP. ON ADL. EDN.				EXP. ON ADL. EDN.			
TOTAL													
EDN.													
1	ANDHRA PRADESH	2500.00	0.00	2500.00	1.99	0.00	0.00	0.00	.00	0.00	0.00	0.00	.00
2	ARUNACHAL PRADESH
3	ASSAM	877.00	0.00	877.00	.50	3200.00	0.00	3200.00	1.61	0.00	0.00	0.00	.00
4	BIHAR	0.00	26550.00	26550.00	41.80	0.00	28667.00	28667.00	30.99	0.00	32324.00	32324.00	34.45
5	CHHATTISGARH	6036.00	0.00	6036.00	100.00	76047.00	0.00	76047.00	100.00	24753.00	0.00	24753.00	100.00
6	GOA	220.00	6436.00	6656.00	99.27	350.00	7065.00	7415.00	88.12	795.00	7070.00	7865.00	100.00
7	GUJARAT	26319.00	0.00	26319.00	69.42	39544.00	0.00	39544.00	62.82	58634.00	0.00	58634.00	77.69
8	HARYANA	4000.00	4427.00	8427.00	100.00	13409.00	6890.00	20299.00	100.00	12500.00	7444.00	19944.00	100.00
9	HIMACHAL PRADESH	0.00	5379.00	5379.00	93.58	0.00	8607.00	8607.00	93.64	0.00	6358.00	6358.00	93.45
10	JAMMU & KASHMIR
11	JHARKHAND
12	KARNATAKA
13	KERALA
14	MADHYA PRADESH
15	MAHARASHTRA	356.00	9611.00	9967.00	10.12	28100.00	12359.00	40459.00	28.68	12400.00	12352.00	24752.00	19.55
16	MANIPUR
17	MEGHALAYA	0.00	0.00	0.00	.00	130.00	0.00	130.00	.59	150.00	0.00	150.00	.66
18	MIZORAM
19	NAGALAND
20	ORISSA	0.00	0.00	0.00	.00	0.00	0.00	0.00	.00	1194.00	0.00	1194.00	8.11
21	PUNJAB
22	RAJASTHAN	86765.00	30424.00	117189.00	96.26	103402.00	30810.00	134212.00	95.64	83817.00	34085.00	117902.00	84.76
23	SIKKIM	0.00	0.00	0.00	.00	100.00	0.00	100.00	100.00	2000.00	0.00	2000.00	100.00
24	TAMIL NADU	54372.00	0.00	54372.00	90.67	2.00	0.00	2.00	.03	2.00	0.00	2.00	.02
25	TRIPURA
26	UTTARAKHAND
27	UTTAR PRADESH
28	WEST BENGAL	0.00	16124.00	16124.00	44.70	0.00	17450.00	17450.00	27.82	0.00	18476.00	18476.00	16.36
TOTAL STATES		181445.00	98951.00	280396.00	24.31	264284.00	111848.00	376132.00	25.99	196245.00	118109.00	314354.00	21.35
29	A. & N. ISLANDS	0.00	2181.00	2181.00	92.06	0.00	3156.00	3156.00	88.83	0.00	3205.00	3205.00	88.90
30	CHANDIGARH
31	DADRA & NAGAR HAVELI	0.00	284.00	284.00	100.00	0.00	300.00	300.00	100.00	0.00	330.00	330.00	100.00
32	DAMAN & DIU
33	DELHI	0.00	0.00	0.00	.00	0.00	0.00	0.00	.00	0.00	900.00	900.00	.22
34	LAKSHADWEEP
35	PUDUCHERRY	1637.00	2284.00	3921.00	100.00	1000.00	2790.00	3790.00	100.00	1000.00	3049.00	4049.00	100.00
TOTAL U.T.		1637.00	4749.00	6386.00	1.71	1000.00	6246.00	7246.00	1.85	1000.00	7484.00	8484.00	2.05
TOTAL (STATE & UTs)		183082.00	103700.00	286782.00	18.78	265284.00	118094.00	383378.00	20.83	197245.00	125593.00	322838.00	17.12

..NICNET..

STATEMENT NO. (12): PLAN & NON-PLAN BUDGETED EXPENDITURE ON ADULT EDUCATION (Sub-head wise)

ACCOUNT: REVENUE ACCOUNT
PROGRAM: OTHER EXPENDITURE

(RUPEES IN THOUSANDS)

SL. NO.	STATE/UNION TERRITORY	2005-06 (ACTUALS)				2006-07 (R.E.)				2007-08 (B.E.)			
		PLAN	NON-PLAN	TOTAL	% AGE TO TOTAL EXP. ON ADL. EDN.	PLAN	NON-PLAN	TOTAL	% AGE TO TOTAL EXP. ON ADL. EDN.	PLAN	NON-PLAN	TOTAL	% AGE TO EXP. ON ADL.
TOTAL													
EDN.													
1	ANDHRA PRADESH	27500.00	0.00	27500.00	21.87	21800.00	0.00	21800.00	18.17	10000.00	0.00	10000.00	7.55
2	ARUNACHAL PRADESH	15873.00	0.00	15873.00	48.10	1571.00	0.00	1571.00	6.78	2500.00	0.00	2500.00	8.78
3	ASSAM	5850.00	0.00	5850.00	3.35	26600.00	0.00	26600.00	13.39	27650.00	0.00	27650.00	21.34
4	BIHAR	32226.00	0.00	32226.00	50.73	56850.00	0.00	56850.00	61.46	53850.00	0.00	53850.00	57.40
5	CHHATTISGARH
6	GOA	49.00	0.00	49.00	.73	1000.00	0.00	1000.00	11.88	0.00	0.00	0.00	.00
7	GUJARAT	1621.00	0.00	1621.00	4.28	11661.00	0.00	11661.00	18.52	5414.00	0.00	5414.00	7.17
8	HARYANA
9	HIMACHAL PRADESH	0.00	369.00	369.00	6.42	0.00	585.00	585.00	6.36	0.00	446.00	446.00	6.55
10	JAMMU & KASHMIR
11	JHARKHAND
12	KARNATAKA	0.00	0.00	0.00	.00	2729.00	0.00	2729.00	2.91	2729.00	0.00	2729.00	1.90
13	KERALA
14	MADHYA PRADESH	0.00	0.00	0.00	.00	1100.00	0.00	1100.00	100.00	4000.00	0.00	4000.00	100.00
15	MAHARASHTRA	0.00	88501.00	88501.00	89.88	0.00	100634.00	100634.00	71.32	0.00	101857.00	101857.00	80.45
16	MANIPUR
17	MEGHALAYA
18	MIZORAM	0.00	281.00	281.00	1.71	0.00	120.00	120.00	.56	0.00	120.00	120.00	.54
19	NAGALAND
20	ORISSA	2528.00	0.00	2528.00	25.43	4496.00	0.00	4496.00	36.26	4151.00	0.00	4151.00	28.19
21	PUNJAB	18051.00	0.00	18051.00	60.07	292.00	0.00	292.00	2.38	10000.00	0.00	10000.00	45.45
22	RAJASTHAN	2086.00	2465.00	4551.00	3.74	3501.00	2620.00	6121.00	4.36	18283.00	2920.00	21203.00	15.24
23	SIKKIM
24	TAMIL NADU
25	TRIPURA
26	UTTARAKHAND
27	UTTAR PRADESH
28	WEST BENGAL	12004.00	0.00	12004.00	33.28	35685.00	511.00	36196.00	57.71	91700.00	511.00	92211.00	81.63
	TOTAL STATES	117788.00	91616.00	209404.00	18.15	167285.00	104470.00	271755.00	18.77	230277.00	105854.00	336131.00	22.83
29	A. & N. ISLANDS	0.00	188.00	188.00	7.94	0.00	397.00	397.00	11.17	0.00	400.00	400.00	11.10
30	CHANDIGARH	2835.00	435.00	3270.00	100.00	2720.00	400.00	3120.00	100.00	3200.00	400.00	3600.00	100.00
31	DADRA & NAGAR HAVELI
32	DAMAN & DIU	20.00	420.00	440.00	100.00	210.00	400.00	610.00	100.00	200.00	400.00	600.00	100.00
33	DELHI	24475.00	338344.00	362819.00	99.88	16500.00	363750.00	380250.00	99.72	25000.00	373795.00	398795.00	99.46
34	LAKSHADWEEP
35	PUDUCHERRY
	TOTAL U. T.	27330.00	339387.00	366717.00	98.17	19430.00	364947.00	384377.00	97.89	28400.00	374995.00	403395.00	97.64
	TOTAL (STATE & UTs)	145118.00	431003.00	576121.00	37.73	186715.00	469417.00	656132.00	35.66	258677.00	480849.00	739526.00	39.22

..NICNET..

STATEMENT NO. (13): PLAN & NON-PLAN BUDGETED EXPENDITURE ON UNIVERSITY & OTHER HIGHER EDUCATION

ACCOUNT: REVENUE ACCOUNT		(RUPEES IN THOUSANDS)											
PROGRAM: TOTAL EXPENDITURE		2005-06 (ACTUALS)				2006-07 (R.E.)				2007-08 (B.E.)			
SL. NO.	STATE/UNION TERRITORY	PLAN	NON-PLAN	TOTAL	% AGE TO TOTAL EXP. ON EDUCATION	PLAN	NON-PLAN	TOTAL	% AGE TO TOTAL EXP. ON EDUCATION	PLAN	NON-PLAN	TOTAL	% AGE TO TOTAL EXP. ON EDUCATION
1	ANDHRA PRADESH	622138.00	8625969.00	9248107.00	18.31	451828.00	11198182.00	11650010.00	19.81	521769.00	12627686.00	13149455.00	19.63
2	ARUNACHAL PRADESH	64174.00	135758.00	199932.00	9.91	78240.00	141087.00	219327.00	10.20	78200.00	145778.00	223978.00	10.88
3	ASSAM	108192.00	2612046.00	2720238.00	11.19	107050.00	3436294.00	3543344.00	10.17	150000.00	3877907.00	4027907.00	11.68
4	BIHAR	7838.00	7643306.00	7651144.00	18.00	600569.00	7823663.00	8424232.00	16.87	455000.00	8252594.00	8707594.00	17.82
5	CHHATTISGARH	745864.00	788801.00	1534665.00	12.92	746607.00	881578.00	1628185.00	10.10	1204541.00	503748.00	1708289.00	9.63
6	COA	201873.00	246843.00	448716.00	15.26	166732.00	302830.00	469562.00	12.91	104578.00	283135.00	387713.00	11.41
7	GUJARAT	78570.00	3511115.00	3589685.00	8.86	93782.00	3635962.00	3729744.00	8.62	360275.00	3755197.00	4115472.00	8.93
8	HARYANA	212178.00	1901406.00	2113584.00	11.47	468580.00	2113762.00	2582342.00	12.23	955500.00	2542401.00	3497901.00	13.92
9	HIMACHAL PRADESH	183417.00	543784.00	727201.00	6.31	63989.00	573147.00	637136.00	5.12	12850.00	974222.00	987072.00	6.71
10	JAMMU & KASHMIR	0.00	515866.00	515866.00	7.51	11400.00	1253382.00	1264782.00	10.96	48200.00	1438649.00	1486849.00	12.03
11	JHARKHAND	249000.00	1814438.00	2063438.00	13.20	275000.00	1679259.00	1954259.00	9.88	304000.00	1691402.00	1995402.00	9.91
12	KARNATAKA	175910.00	4912444.00	5088354.00	10.74	304981.00	4931425.00	5236406.00	9.20	645532.00	5568737.00	6214269.00	9.23
13	KERALA	336146.00	4858178.00	5194324.00	15.41	326000.00	6476658.00	6802658.00	14.22	372200.00	6634420.00	7006620.00	11.58
14	MADHYA PRADESH	845819.00	2892124.00	3737943.00	13.22	193340.00	3185601.00	3378941.00	9.84	277449.00	3523021.00	3800470.00	9.61
15	MAHARASHTRA	237834.00	10701726.00	10939560.00	10.35	679048.00	12879908.00	13558956.00	11.01	365446.00	12227160.00	12592606.00	10.42
16	MANIPUR	557475.00	540364.00	1097839.00	28.50	213700.00	450489.00	664189.00	20.01	180000.00	514644.00	694644.00	20.45
17	MEGHALAYA	153000.00	234099.00	387099.00	13.66	175078.00	271497.00	446575.00	14.65	241475.00	310254.00	551729.00	14.89
18	MIZORAM	118591.00	122687.00	241278.00	9.84	148021.00	140882.00	288903.00	11.13	136315.00	142870.00	279185.00	10.34
19	NAGALAND	69244.00	148747.00	217991.00	7.75	93250.00	127466.00	220716.00	7.45	15300.00	164325.00	179625.00	5.88
20	ORISSA	1120298.00	2323577.00	3443875.00	15.10	1475589.00	2754017.00	4229606.00	16.93	1375900.00	3048419.00	4424319.00	16.22
21	PUNJAB	5100.00	2250061.00	2255161.00	10.09	137134.00	1683410.00	1820544.00	7.34	183000.00	2301888.00	2484888.00	9.03
22	RAJASTHAN	134796.00	2750495.00	2885291.00	6.28	132960.00	2802546.00	2935506.00	6.13	135430.00	3008260.00	3143690.00	6.06
23	SIKKIM	33395.00	14748.00	48143.00	2.62	38383.00	14820.00	53203.00	2.80	42535.00	15990.00	58525.00	2.88
24	TAMIL NADU	57626.00	5403793.00	5461419.00	11.15	147303.00	6531152.00	6678455.00	9.92	147381.00	7823531.00	7970912.00	9.84
25	TRIPURA	7449.00	229838.00	237287.00	5.51	9865.00	214500.00	224365.00	4.72	29322.00	235480.00	264802.00	4.73
26	UTTARAKHAND	321986.00	620812.00	942798.00	8.24	676938.00	596290.00	1273228.00	10.00	599735.00	496226.00	1095961.00	7.45
27	UTTAR PRADESH	459932.00	5651207.00	6111139.00	7.61	1111152.00	6549616.00	7660768.00	7.94	1056368.00	6792038.00	7848406.00	7.90
28	WEST BENGAL	115001.00	6233912.00	6348913.00	11.75	198240.00	7434594.00	7632834.00	12.32	242420.00	7443788.00	7686208.00	12.22
TOTAL STATES		7222846.00	78228144.00	85450990.00	11.45	9124759.00	90084017.00	99208776.00	11.14	10240721.00	96343770.00	106584491.00	11.04
29	A. & N. ISLANDS	36182.00	37532.00	73714.00	6.71	42795.00	39787.00	82582.00	6.55	47114.00	41993.00	89107.00	6.88
30	CHANDIGARH	5933.00	644406.00	650339.00	37.80	13759.00	679821.00	693580.00	37.26	30100.00	690389.00	720489.00	36.52
31	DADRA & NAGAR HAVELI	0.00	0.00	0.00	.00	100.00	0.00	100.00	.04	0.00	0.00	0.00	.00
32	DAMAN & DIU	1562.00	10506.00	12068.00	6.47	4400.00	10900.00	15300.00	7.45	1900.00	11400.00	13300.00	6.50
33	DELHI	52897.00	284299.00	337196.00	2.19	164800.00	320000.00	484800.00	2.73	397500.00	364800.00	762300.00	3.50
34	LAKSHADWEEP	10256.00	0.00	10256.00	7.43	10500.00	0.00	10500.00	6.38	10500.00	20000.00	30500.00	17.22
35	PUDUCHERRY	113968.00	170744.00	284712.00	15.53	199296.00	183603.00	382899.00	18.21	290504.00	194480.00	484984.00	21.84
TOTAL U.T.		220798.00	1147487.00	1368285.00	6.65	435650.00	1234111.00	1669761.00	7.08	777618.00	1323062.00	2100680.00	7.54
TOTAL (STATE & UTs)		7443644.00	79375631.00	86819275.00	11.33	9560409.00	91318128.00	100878537.00	11.03	11018339.00	97666832.00	108685171.00	10.94
CENTRE TOTAL		8435779.00	14878430.00	23314209.00	13.08	13985500.00	16025600.00	30011100.00	12.38	30260000.00	16825300.00	47085300.00	14.55
GRAND TOTAL		15879423.00	94254061.00	110133484.00	11.66	23545909.00	107343728.00	130889637.00	11.32	41278339.00	114492132.00	155770471.00	11.83

.NICNET..

STATEMENT NO. (14): PLAN & NON-PLAN BUDGETED EXPENDITURE ON UNIVERSITY & OTHER HIGHER EDUCATION (Sub-head wise)

ACCOUNT: REVENUE ACCOUNT
PROGRAM: DIRECTION & ADMINISTRATION

(RUPEES IN THOUSANDS)

SL. NO.	STATE/UNION TERRITORY	2005-06 (ACTUALS)				2006-07 (R.E.)				2007-08 (B.E.)			
		PLAN	NON-PLAN	TOTAL	% AGE TO TOTAL EXP. ON UNV. EDN.	PLAN	NON-PLAN	TOTAL	% AGE TO TOTAL EXP. ON UNV. EDN.	PLAN	NON-PLAN	TOTAL	% AGE TO TOTAL EXP. ON UNV. EDN.
1	ANDHRA PRADESH	10085.00	91088.00	101173.00	1.09	12512.00	176921.00	189433.00	1.63	44660.00	219105.00	263765.00	2.01
2	ARUNACHAL PRADESH	5070.00	49858.00	54928.00	27.47	7765.00	55187.00	62952.00	28.70	6967.00	59878.00	66845.00	29.84
3	ASSAM	26960.00	20625.00	47585.00	1.75	4875.00	871448.00	876323.00	24.73	450.00	845401.00	845851.00	21.00
4	BIHAR	0.00	7788.00	7788.00	.10	1000.00	10052.00	11052.00	.13	0.00	8826.00	8826.00	.10
5	CHHATTISGARH	1422.00	11981.00	13403.00	.87	8888.00	13863.00	22751.00	1.40	13304.00	17479.00	30783.00	1.80
6	GOA	2271.00	0.00	2271.00	.51	6707.00	0.00	6707.00	1.43	4600.00	0.00	4600.00	1.19
7	GUJARAT	0.00	5301.00	5301.00	.15	0.00	4980.00	4980.00	.13	0.00	5515.00	5515.00	.13
8	HARYANA	32105.00	62151.00	94256.00	4.46	38393.00	75132.00	113525.00	4.40	42000.00	131572.00	173572.00	4.96
9	HIMACHAL PRADESH
10	JAMMU & KASHMIR
11	JHARKHAND	0.00	3622.00	3622.00	.18	1000.00	4176.00	5176.00	.26	13400.00	4176.00	17576.00	.88
12	KARNATAKA	5627.00	42219.00	47846.00	.94	8030.00	46849.00	54879.00	1.05	8061.00	61411.00	69472.00	1.12
13	KERALA	0.00	45576.00	45576.00	.88	0.00	64873.00	64873.00	.95	0.00	70783.00	70783.00	1.01
14	MADHYA PRADESH	26985.00	38579.00	65564.00	1.75	19147.00	50481.00	69628.00	2.06	19474.00	55435.00	74909.00	1.97
15	MAHARASHTRA
16	MANIPUR	3503.00	28402.00	31905.00	2.91	5000.00	10440.00	15440.00	2.32	105300.00	11382.00	116682.00	16.80
17	MEGHALAYA	732.00	2694.00	3426.00	.89	542.00	3985.00	4527.00	1.01	2200.00	4206.00	6406.00	1.16
18	MIZORAM	1650.00	7225.00	8875.00	3.68	1840.00	13186.00	15026.00	5.20	2040.00	8085.00	10125.00	3.63
19	NAGALAND	4248.00	12749.00	16997.00	7.80	10825.00	5920.00	16745.00	7.59	1460.00	8365.00	9825.00	5.47
20	ORISSA	19714.00	21321.00	41035.00	1.19	21431.00	23518.00	44949.00	1.06	22766.00	26066.00	48832.00	1.10
21	PUNJAB	0.00	400.00	400.00	.02	0.00	400.00	400.00	.02	0.00	400.00	400.00	.02
22	RAJASTHAN	1064.00	32987.00	34051.00	1.18	1160.00	34306.00	35466.00	1.21	900.00	35692.00	36592.00	1.16
23	SIKKIM
24	TAMIL NADU	83.00	52474.00	52557.00	.96	2364.00	56283.00	58647.00	.88	0.00	75266.00	75266.00	.94
25	TRIPURA	380.00	13897.00	14277.00	6.02	568.00	15250.00	15818.00	7.05	329.00	16620.00	16949.00	6.40
26	UTTARAKHAND	0.00	7074.00	7074.00	.75	0.00	7777.00	7777.00	.61	0.00	8250.00	8250.00	.75
27	UTTAR PRADESH	0.00	51375.00	51375.00	.84	0.00	41291.00	41291.00	.54	0.00	47501.00	47501.00	.61
28	WEST BENGAL	0.00	43103.00	43103.00	.68	0.00	47209.00	47209.00	.62	0.00	50155.00	50155.00	.65
TOTAL STATES		141899.00	652489.00	794388.00	.93	152047.00	1633527.00	1785574.00	1.80	287911.00	1771569.00	2059480.00	1.93
29	A. & N. ISLANDS
30	CHANDIGARH
31	DADRA & NAGAR HAVELI
32	DAMAN & DIU	1562.00	10506.00	12068.00	100.00	4400.00	10900.00	15300.00	100.00	1900.00	11400.00	13300.00	100.00
33	DELHI
34	LAKSHADWEEP
35	PUDUCHERRY
TOTAL U. T.		1562.00	10506.00	12068.00	.88	4400.00	10900.00	15300.00	.92	1900.00	11400.00	13300.00	.63
TOTAL (STATE & UTs)		143461.00	662995.00	806456.00	.93	156447.00	1644427.00	1800874.00	1.79	289811.00	1782969.00	2072780.00	1.91

..NICNET..

STATEMENT NO. (14): PLAN & NON-PLAN BUDGETED EXPENDITURE ON UNIVERSITY & OTHER HIGHER EDUCATION (Sub-head wise)

ACCOUNT: REVENUE ACCOUNT
PROGRAM: ASSISTANCE TO UNIVERSITIES

(RUPEES IN THOUSANDS)

SL. NO.	STATE/UNION TERRITORY	2005-06 (ACTUALS)				2006-07 (R. E.)				2007-08 (B. E.)			
		PLAN	NON-PLAN	TOTAL	% AGE TO TOTAL EXP. ON UNV. EDN.	PLAN	NON-PLAN	TOTAL	% AGE TO TOTAL EXP. ON UNV. EDN.	PLAN	NON-PLAN	TOTAL	% AGE TO TOTAL EXP. ON UNV. EDN.
1	ANDHRA PRADESH	15678.00	2330439.00	2346117.00	25.37	15678.00	3406755.00	3422433.00	29.38	15678.00	3558735.00	3574413.00	27.18
2	ARUNACHAL PRADESH	0.00	85900.00	85900.00	42.96	0.00	85900.00	85900.00	39.17	0.00	85900.00	85900.00	38.35
3	ASSAM	17257.00	761377.00	778634.00	28.62	0.00	370000.00	370000.00	10.44	91244.00	411700.00	502944.00	12.49
4	BIHAR	6575.00	7463093.00	7469668.00	97.63	577168.00	7627515.00	8204683.00	97.39	450000.00	8051556.00	8501556.00	97.63
5	CHHATTISGARH	573341.00	101727.00	675068.00	43.99	396350.00	120500.00	516850.00	31.74	199500.00	127500.00	327000.00	19.14
6	GOA	72023.00	42294.00	114317.00	25.48	51959.00	45000.00	96959.00	20.65	51900.00	47500.00	99400.00	25.64
7	GUJARAT	25390.00	919577.00	944967.00	26.32	25700.00	919855.00	945555.00	25.35	176500.00	882162.00	1058662.00	25.72
8	HARYANA	60000.00	412570.00	472570.00	22.36	247000.00	401330.00	648330.00	25.11	502000.00	429425.00	931425.00	26.63
9	HIMACHAL PRADESH	142000.00	101770.00	243770.00	33.52	15000.00	101770.00	116770.00	18.33	0.00	240000.00	240000.00	24.31
10	JAMMU & KASHMIR	0.00	0.00	0.00	.00	0.00	629700.00	629700.00	49.79	0.00	670392.00	670392.00	45.09
11	JHARKHAND	97500.00	1750856.00	1848356.00	89.58	101500.00	1618041.00	1719541.00	87.99	96900.00	1618041.00	1714941.00	85.94
12	KARNATAKA	111575.00	1434001.00	1545576.00	30.37	95000.00	1516248.00	1611248.00	30.77	182800.00	1565810.00	1748610.00	28.14
13	KERALA	251250.00	1117332.00	1368582.00	26.35	237500.00	1255786.00	1493286.00	21.95	217500.00	1327212.00	1544712.00	22.05
14	MADHYA PRADESH	627452.00	538670.00	1166122.00	31.20	3270.00	466200.00	469470.00	13.89	28754.00	508625.00	537379.00	14.14
15	MAHARASHTRA	156606.00	1124311.00	1280917.00	11.71	559548.00	1155947.00	1715495.00	12.65	194200.00	1213995.00	1408195.00	11.18
16	MANIPUR	501100.00	0.00	501100.00	45.64	111900.00	0.00	111900.00	16.85	0.00	0.00	0.00	.00
17	MEGHALAYA	310.00	0.00	310.00	.08	600.00	12.00	612.00	.14	1000.00	12.00	1012.00	.18
18	MIZORAM
19	NAGALAND
20	ORISSA	20223.00	465836.00	486059.00	14.11	27701.00	849872.00	877573.00	20.75	50001.00	961293.00	1011294.00	22.86
21	PUNJAB	900.00	698211.00	699111.00	31.00	120224.00	0.00	120224.00	6.60	182000.00	586742.00	768742.00	30.94
22	RAJASTHAN	115971.00	889490.00	1005461.00	34.85	81280.00	868201.00	949481.00	32.34	52605.00	886701.00	939306.00	29.88
23	SIKKIM
24	TAMIL NADU	8352.00	852003.00	860355.00	15.75	10153.00	701961.00	712114.00	10.66	11653.00	593526.00	605179.00	7.59
25	TRIPURA	600.00	62300.00	62900.00	26.51	221.00	0.00	221.00	.10	0.00	0.00	0.00	.00
26	UTTARAKHAND	221373.00	212356.00	433729.00	46.00	583755.00	178630.00	762385.00	59.88	443732.00	178630.00	622362.00	56.79
27	UTTAR PRADESH	162217.00	627602.00	789819.00	12.92	820016.00	531652.00	1351668.00	17.64	864497.00	606088.00	1470585.00	18.74
28	WEST BENGAL	41698.00	2455488.00	2497186.00	39.33	58830.00	2637213.00	2696043.00	35.32	52500.00	2786466.00	2838966.00	36.94
TOTAL STATES		3229391.00	24447203.00	27676594.00	32.39	4140353.00	25488088.00	29628441.00	29.86	3864964.00	27338011.00	31202975.00	29.28
29	A. & N. ISLANDS
30	CHANDIGARH	0.00	319453.00	319453.00	49.12	0.00	320000.00	320000.00	46.14	0.00	320000.00	320000.00	44.41
31	DADRA & NAGAR HAVELI
32	DAMAN & DIU
33	DELHI
34	LAKSHADWEEP
35	PUDUCHERRY	0.00	0.00	0.00	.00	548.00	0.00	548.00	.14	272.00	0.00	272.00	.06
TOTAL U. T.		0.00	319453.00	319453.00	23.35	548.00	320000.00	320548.00	19.20	272.00	320000.00	320272.00	15.25
TOTAL (STATE & UTs)		3229391.00	24766656.00	27996047.00	32.25	4140901.00	25808088.00	29948989.00	29.69	3865236.00	27658011.00	31523247.00	29.00

. . . NICNET . . .

STATEMENT NO. (14): PLAN & NON-PLAN BUDGETED EXPENDITURE ON UNIVERSITY & OTHER HIGHER EDUCATION (Sub-head wise)

ACCOUNT: REVENUE ACCOUNT
PROGRAM: GOVERNMENT COLLEGES

(RUPEES IN THOUSANDS)

SL. NO.	STATE/UNION TERRITORY	2005-06 (ACTUALS)				2006-07 (R.E.)				2007-08 (B.E.)			
		PLAN	NON-PLAN	TOTAL	% AGE TO TOTAL EXP. ON UNV. EDN.	PLAN	NON-PLAN	TOTAL	% AGE TO TOTAL EXP. ON UNV. EDN.	PLAN	NON-PLAN	TOTAL	% AGE TO TOTAL EXP. ON UNV. EDN.
1	ANDHRA PRADESH	518053.00	3144812.00	3662865.00	39.61	323687.00	4022635.00	4346322.00	37.31	345172.00	4942449.00	5287621.00	40.21
2	ARUNACHAL PRADESH	29120.00	0.00	29120.00	14.56	34300.00	0.00	34300.00	15.64	36708.00	0.00	36708.00	16.39
3	ASSAM	10755.00	128394.00	139149.00	5.12	15150.00	155619.00	170769.00	4.82	6000.00	2583853.00	2589853.00	64.30
4	BIHAR	598.00	155419.00	156017.00	2.04	9401.00	166976.00	176377.00	2.09	5000.00	173092.00	178092.00	2.05
5	CHHATTISGARH	149662.00	575368.00	725030.00	47.24	315864.00	633665.00	949529.00	58.32	964475.00	233624.00	1198099.00	70.13
6	COA	39825.00	23910.00	63735.00	14.20	52030.00	33730.00	85760.00	18.26	44028.00	29450.00	73478.00	18.95
7	GUJARAT	17206.00	215849.00	233055.00	6.49	27462.00	220627.00	248089.00	6.65	27442.00	230590.00	258032.00	6.27
8	HARYANA	56892.00	519181.00	576073.00	27.26	77387.00	614098.00	691485.00	26.78	114800.00	897077.00	1011877.00	28.93
9	HIMACHAL PRADESH	20190.00	378716.00	398906.00	54.85	30600.00	398881.00	429481.00	67.41	0.00	650022.00	650022.00	65.85
10	JAMMU & KASHMIR	0.00	432476.00	432476.00	83.83	11400.00	539450.00	550850.00	43.55	48200.00	682250.00	730450.00	49.13
11	JHARKHAND	0.00	59960.00	59960.00	2.91	0.00	57042.00	57042.00	2.92	0.00	69185.00	69185.00	3.47
12	KARNATAKA	37509.00	874020.00	911529.00	17.91	151751.00	1012395.00	1164146.00	22.23	405971.00	1185099.00	1591070.00	25.60
13	KERALA	43596.00	691641.00	735237.00	14.15	23000.00	940619.00	963619.00	14.17	13500.00	957732.00	971232.00	13.86
14	MADHYA PRADESH	175728.00	2051487.00	2227215.00	59.58	160648.00	2394979.00	2555627.00	75.63	218946.00	2684601.00	2903547.00	76.40
15	MAHARASHTRA	10993.00	323975.00	334968.00	3.06	29231.00	346166.00	375397.00	2.77	62932.00	356307.00	419239.00	3.33
16	MANIPUR	16642.00	490182.00	506824.00	46.17	68795.00	408067.00	476862.00	71.80	45400.00	469781.00	515181.00	74.16
17	MEGHALAYA	12999.00	33446.00	46445.00	12.00	17910.00	48945.00	66855.00	14.97	42877.00	53663.00	96540.00	17.50
18	MIZORAM	23731.00	112352.00	136083.00	56.40	27793.00	124536.00	152329.00	52.73	27280.00	131715.00	158995.00	56.95
19	NAGALAND	43496.00	85640.00	129136.00	59.24	73925.00	96074.00	169999.00	77.02	3840.00	136988.00	140828.00	78.40
20	ORISSA	15756.00	1115951.00	1131707.00	32.86	10925.00	1172707.00	1183632.00	27.98	12001.00	1231313.00	1243314.00	28.10
21	PUNJAB	4200.00	635469.00	639669.00	28.36	16910.00	697021.00	713931.00	39.22	1000.00	763118.00	764118.00	30.75
22	RAJASTHAN	10041.00	1461881.00	1471922.00	51.01	32580.00	1530839.00	1563419.00	53.26	60410.00	1707099.00	1767509.00	56.22
23	SIKKIM	33395.00	14748.00	48143.00	100.00	38383.00	14820.00	53203.00	100.00	42535.00	15990.00	58525.00	100.00
24	TAMIL NADU	8538.00	1421496.00	1430034.00	26.18	2950.00	1736705.00	1739655.00	26.05	7028.00	2257870.00	2264898.00	28.41
25	TRIPURA	308.00	153500.00	153808.00	64.82	732.00	199165.00	199897.00	89.09	20300.00	218760.00	239060.00	90.28
26	UTTARAKHAND	61922.00	242092.00	304014.00	32.25	60487.00	250865.00	311352.00	24.45	128502.00	296791.00	425293.00	38.81
27	UTTAR PRADESH	21200.00	535256.00	556456.00	9.11	101426.00	530063.00	631489.00	8.24	7700.00	771760.00	779460.00	9.30
28	WEST BENGAL	17953.00	465676.00	483629.00	7.62	49450.00	603528.00	652978.00	8.55	73500.00	564759.00	638259.00	8.33
TOTAL STATES		1380308.00	16342897.00	17723205.00	20.74	1764177.00	18950217.00	20714394.00	20.88	2765547.00	24294938.00	27060485.00	25.39
29	A. & N. ISLANDS	35586.00	29579.00	65165.00	88.40	41295.00	30787.00	72082.00	87.29	46514.00	32993.00	79507.00	89.23
30	CHANDIGARH	3399.00	199518.00	202917.00	31.20	11159.00	222931.00	234090.00	33.75	27100.00	233499.00	260599.00	36.17
31	DADRA & NAGAR HAVELI	0.00	0.00	0.00	.00	100.00	0.00	100.00	100.00	0.00	0.00	0.00	.00
32	DAMAN & DIU
33	DELHI
34	LAKSHADWEEP	10256.00	0.00	10256.00	100.00	10500.00	0.00	10500.00	100.00	10500.00	20000.00	30500.00	100.00
35	PUDUCHERRY	95583.00	170675.00	266258.00	93.52	87364.00	183503.00	270867.00	70.74	77123.00	194380.00	271503.00	55.98
TOTAL U.T.		144824.00	399772.00	544596.00	39.80	150418.00	437221.00	587639.00	35.19	161237.00	480872.00	642109.00	30.57
TOTAL (STATE & UTs)		1525132.00	16742669.00	18267801.00	21.04	1914595.00	19387438.00	21302033.00	21.12	2926784.00	24775810.00	27702594.00	25.49

..NICNET..

STATEMENT NO. (14): PLAN & NON-PLAN BUDGETED EXPENDITURE ON UNIVERSITY & OTHER HIGHER EDUCATION (Sub-head wise)

ACCOUNT: REVENUE ACCOUNT
PROGRAM: ASSISTANCE TO NON-GOVT. COLLEGES

(RUPEES IN THOUSANDS)

SL. NO.	STATE/UNION TERRITORY	2005-06 (ACTUALS)				2006-07 (R.E.)				2007-08 (B.E.)			
		PLAN	NON-PLAN	TOTAL	% AGE TO TOTAL EXP. ON UNV. EDN.	PLAN	NON-PLAN	TOTAL	% AGE TO TOTAL EXP. ON UNV. EDN.	PLAN	NON-PLAN	TOTAL	% AGE TO TOTAL EXP. ON UNV. EDN.
1	ANDHRA PRADESH	7194.00	3050578.00	3057772.00	33.06	7251.00	3574311.00	3581562.00	30.74	7251.00	3835837.00	3843088.00	29.23
2	ARUNACHAL PRADESH	0.00	0.00	0.00	.00	500.00	0.00	500.00	.23	0.00	0.00	0.00	.00
3	ASSAM	51539.00	1699148.00	1750687.00	64.36	77410.00	2028002.00	2105412.00	59.42	37456.00	25102.00	62558.00	1.55
4	BIHAR
5	CHHATTISGARH	16741.00	99436.00	116177.00	7.57	17980.00	113000.00	130980.00	8.04	19737.00	124595.00	144332.00	8.45
6	GOA	21779.00	179836.00	201615.00	44.93	9020.00	223200.00	232220.00	49.45	4000.00	205000.00	209000.00	53.91
7	GUJARAT	7584.00	2360000.00	2367584.00	65.96	7620.00	2480000.00	2487620.00	66.70	9000.00	2626570.00	2635570.00	64.04
8	HARYANA	0.00	905720.00	905720.00	42.85	0.00	1021000.00	1021000.00	39.54	0.00	1082300.00	1082300.00	30.94
9	HIMACHAL PRADESH	0.00	55775.00	55775.00	7.67	0.00	60000.00	60000.00	9.42	0.00	56048.00	56048.00	5.68
10	JAMMU & KASHMIR	0.00	82420.00	82420.00	15.98	0.00	83020.00	83020.00	6.56	0.00	84795.00	84795.00	5.70
11	JHARKHAND
12	KARNATAKA	5999.00	2543427.00	2549426.00	50.10	7000.00	2333776.00	2340776.00	44.70	7000.00	2730315.00	2737315.00	44.05
13	KERALA	0.00	2945530.00	2945530.00	56.71	0.00	4113734.00	4113734.00	60.47	0.00	4214087.00	4214087.00	60.14
14	MADHYA PRADESH	15600.00	254057.00	269657.00	7.21	10275.00	268996.00	279271.00	8.27	10275.00	269365.00	279640.00	7.36
15	MAHARASHTRA	70235.00	9248569.00	9318804.00	85.18	90269.00	11366620.00	11456889.00	84.50	108314.00	10646500.00	10754814.00	85.41
16	MANIPUR	21995.00	20538.00	42533.00	3.87	11200.00	29980.00	41180.00	6.20	12000.00	31479.00	43479.00	6.26
17	MEGHALAYA	12943.00	196396.00	209339.00	54.08	21716.00	201421.00	223137.00	49.97	45978.00	234890.00	280868.00	50.91
18	MIZORAM	92610.00	0.00	92610.00	38.38	117188.00	0.00	117188.00	40.56	105795.00	0.00	105795.00	37.89
19	NAGALAND	21500.00	31413.00	52913.00	24.27	8500.00	6500.00	15000.00	6.80	10000.00	0.00	10000.00	5.57
20	ORISSA	801858.00	715036.00	1516894.00	44.05	1061971.00	701019.00	1762990.00	41.68	676002.00	822846.00	1498848.00	33.88
21	PUNJAB	0.00	910059.00	910059.00	40.35	0.00	817700.00	817700.00	44.92	0.00	802857.00	802857.00	32.31
22	RAJASTHAN	0.00	284022.00	284022.00	9.84	0.00	283800.00	283800.00	9.67	7725.00	283800.00	291525.00	9.27
23	SIKKIM
24	TAMIL NADU	0.00	3058512.00	3058512.00	56.00	0.00	4018955.00	4018955.00	60.18	0.00	4876604.00	4876604.00	61.18
25	TRIPURA
26	UTTARAKHAND	37991.00	151802.00	189793.00	20.13	32076.00	149722.00	181798.00	14.28	22501.00	3150.00	25651.00	2.34
27	UTTAR PRADESH	270215.00	4420912.00	4691127.00	76.76	174310.00	4664186.00	4838496.00	63.16	177871.00	5357719.00	5535590.00	70.53
28	WEST BENGAL	10244.00	3214936.00	3225180.00	50.80	32300.00	4113139.00	4145439.00	54.31	35000.00	4007179.00	4042179.00	52.59
	TOTAL STATES	1466027.00	36428122.00	37894149.00	44.35	1686586.00	42652081.00	44338667.00	44.69	1295905.00	42321038.00	43616943.00	40.92
29	A. & N. ISLANDS
30	CHANDIGARH	2534.00	123745.00	126279.00	19.42	2600.00	135000.00	137600.00	19.84	3000.00	135000.00	138000.00	19.15
31	DADRA & NAGAR HAVELI
32	DAMAN & DIU
33	DELHI	13007.00	284299.00	297306.00	88.17	102200.00	320000.00	422200.00	87.09	167500.00	364800.00	532300.00	69.83
34	LAKSHADWEEP
35	PUDUCHERRY
	TOTAL U.T.	15541.00	408044.00	423585.00	30.96	104800.00	455000.00	559800.00	33.53	170500.00	499800.00	670300.00	31.91
	TOTAL (STATE & UTs)	1481568.00	36836166.00	38317734.00	44.14	1791386.00	43107081.00	44898467.00	44.51	1466405.00	42820838.00	44287243.00	40.75

..NICNET..

STATEMENT NO. (14): PLAN & NON-PLAN BUDGETED EXPENDITURE ON UNIVERSITY & OTHER HIGHER EDUCATION (Sub-head wise)

ACCOUNT: REVENUE ACCOUNT
PROGRAM: SCHOLARSHIPS

(RUPEES IN THOUSANDS)

SL. NO.	STATE/UNION TERRITORY	2005-06 (ACTUALS)				2006-07 (R.E.)				2007-08 (B.E.)			
		PLAN	NON-PLAN	TOTAL	% AGE TO TOTAL EXP. ON UNV. EDN.	PLAN	NON-PLAN	TOTAL	% AGE TO TOTAL EXP. ON UNV. EDN.	PLAN	NON-PLAN	TOTAL	% AGE TO TOTAL EXP. ON UNV. EDN.
1	ANDHRA PRADESH	61029.00	0.00	61029.00	.66	59700.00	0.00	59700.00	.51	30200.00	30000.00	60200.00	.46
2	ARUNACHAL PRADESH	28024.00	0.00	28024.00	14.02	34500.00	0.00	34500.00	15.73	33300.00	0.00	33300.00	14.87
3	ASSAM	57.00	910.00	967.00	.04	300.00	5893.00	6193.00	.17	300.00	5893.00	6193.00	.15
4	BIHAR
5	CHHATTISGARH	2198.00	289.00	2487.00	.16	5025.00	550.00	5575.00	.34	5025.00	550.00	5575.00	.33
6	GOA
7	GUJARAT
8	HARYANA	10885.00	1784.00	12669.00	.60	12600.00	2202.00	14802.00	.57	163500.00	2027.00	165527.00	4.73
9	HIMACHAL PRADESH
10	JAMMU & KASHMIR	0.00	970.00	970.00	.19	0.00	1212.00	1212.00	.10	0.00	1212.00	1212.00	.08
11	JHARKHAND
12	KARNATAKA	8000.00	2886.00	10886.00	.21	20500.00	3056.00	23556.00	.45	18000.00	3158.00	21158.00	.34
13	KERALA	0.00	16652.00	16652.00	.32	0.00	15324.00	15324.00	.23	56000.00	18191.00	74191.00	1.06
14	MADHYA PRADESH	54.00	1781.00	1835.00	.05	0.00	1845.00	1845.00	.05	0.00	1895.00	1895.00	.05
15	MAHARASHTRA	0.00	4871.00	4871.00	.04	0.00	11175.00	11175.00	.08	0.00	10358.00	10358.00	.08
16	MANIPUR	0.00	1242.00	1242.00	.11	220.00	2002.00	2222.00	.33	300.00	2002.00	2302.00	.33
17	MEGHALAYA	125926.00	1453.00	127379.00	32.91	2220.00	16841.00	19061.00	4.27	3420.00	17166.00	20586.00	3.73
18	MIZORAM	600.00	3110.00	3710.00	1.54	1200.00	3160.00	4360.00	1.51	1200.00	3070.00	4270.00	1.53
19	NAGALAND	0.00	18945.00	18945.00	8.69	0.00	18972.00	18972.00	8.60	0.00	18972.00	18972.00	10.56
20	ORISSA	0.00	4933.00	4933.00	.14	0.00	6400.00	6400.00	.15	0.00	6400.00	6400.00	.14
21	PUNJAB	0.00	5922.00	5922.00	.26	0.00	3289.00	3289.00	.18	0.00	3289.00	3289.00	.13
22	RAJASTHAN	0.00	3200.00	3200.00	.11	0.00	2850.00	2850.00	.10	0.00	2850.00	2850.00	.09
23	SIKKIM
24	TAMIL NADU	39479.00	17594.00	57073.00	1.05	104636.00	17187.00	121823.00	1.82	102500.00	19203.00	121703.00	1.53
25	TRIPURA	6111.00	0.00	6111.00	2.58	8284.00	0.00	8284.00	3.69	8668.00	0.00	8668.00	3.27
26	UTTARAKHAND	700.00	8.00	708.00	.08	620.00	4.00	624.00	.05	2000.00	50.00	2050.00	.19
27	UTTAR PRADESH	6300.00	0.00	6300.00	.10	1000.00	5.00	1005.00	.01	6300.00	0.00	6300.00	.08
28	WEST BENGAL	0.00	4238.00	4238.00	.07	0.00	4450.00	4450.00	.06	0.00	4673.00	4673.00	.06
TOTAL STATES		289363.00	90788.00	380151.00	.44	250805.00	116417.00	367222.00	.37	430713.00	150959.00	581672.00	.55
29	A. & N. ISLANDS	596.00	7953.00	8549.00	11.60	1500.00	9000.00	10500.00	12.71	600.00	9000.00	9600.00	10.77
30	CHANDIGARH
31	DADRA & NAGAR HAVELI
32	DAMAN & DIU
33	DELHI
34	LAKSHADWEEP
35	PUDUCHERRY	18385.00	69.00	18454.00	6.48	85284.00	100.00	85384.00	22.30	151592.00	100.00	151692.00	31.28
TOTAL U. T.		18981.00	8022.00	27003.00	1.97	86784.00	9100.00	95884.00	5.74	152192.00	9100.00	161292.00	7.68
TOTAL (STATE & UTs)		308344.00	98810.00	407154.00	.47	337589.00	125517.00	463106.00	.46	582905.00	160059.00	742964.00	.68

. . . NICNET . . .

STATEMENT NO. (14): PLAN & NON-PLAN BUDGETED EXPENDITURE ON UNIVERSITY & OTHER HIGHER EDUCATION (Sub-head wise)

ACCOUNT: REVENUE ACCOUNT
PROGRAM: OTHER EXPENDITURE

(RUPEES IN THOUSANDS)

SL. NO.	STATE/UNION TERRITORY	2005-06 (ACTUALS)				2006-07 (R.E.)				2007-08 (B.E.)			
		PLAN	NON-PLAN	TOTAL	% AGE TO TOTAL EXP. ON UNV. EDN.	PLAN	NON-PLAN	TOTAL	% AGE TO TOTAL EXP. ON UNV. EDN.	PLAN	NON-PLAN	TOTAL	% AGE TO TOTAL EXP. ON UNV. EDN.
1	ANDHRA PRADESH	10099.00	9052.00	19151.00	.21	33000.00	17560.00	50560.00	.43	78808.00	41560.00	120368.00	.92
2	ARUNACHAL PRADESH	1960.00	0.00	1960.00	.98	1175.00	0.00	1175.00	.54	1225.00	0.00	1225.00	.55
3	ASSAM	1624.00	1592.00	3216.00	.12	9315.00	5332.00	14647.00	.41	14550.00	5958.00	20508.00	.51
4	BIHAR	665.00	17006.00	17671.00	.23	13000.00	19120.00	32120.00	.38	0.00	19120.00	19120.00	.22
5	CHHATTISGARH	2500.00	0.00	2500.00	.16	2500.00	0.00	2500.00	.15	2500.00	0.00	2500.00	.15
6	GOA	65975.00	803.00	66778.00	14.88	47016.00	900.00	47916.00	10.20	50.00	1185.00	1235.00	.32
7	GUJARAT	28390.00	10388.00	38778.00	1.08	33000.00	10500.00	43500.00	1.17	147333.00	10360.00	157693.00	3.83
8	HARYANA	52296.00	0.00	52296.00	2.47	93200.00	0.00	93200.00	3.61	133200.00	0.00	133200.00	3.81
9	HIMACHAL PRADESH	21227.00	7523.00	28750.00	3.95	18389.00	12496.00	30885.00	4.85	12850.00	28152.00	41002.00	4.15
10	JAMMU & KASHMIR
11	JHARKHAND	151500.00	0.00	151500.00	7.34	172500.00	0.00	172500.00	8.83	193700.00	0.00	193700.00	9.71
12	KARNATAKA	7200.00	15891.00	23091.00	.45	22700.00	19101.00	41801.00	.80	23700.00	22944.00	46644.00	.75
13	KERALA	41300.00	41447.00	82747.00	1.59	65500.00	86322.00	151822.00	2.23	85200.00	46415.00	131615.00	1.88
14	MADHYA PRADESH	0.00	7550.00	7550.00	.20	0.00	3100.00	3100.00	.09	0.00	3100.00	3100.00	.08
15	MAHARASHTRA
16	MANIPUR	14235.00	0.00	14235.00	1.30	16585.00	0.00	16585.00	2.50	17000.00	0.00	17000.00	2.45
17	MEGHALAYA	90.00	110.00	200.00	.05	132090.00	293.00	132383.00	29.64	146000.00	317.00	146317.00	26.52
18	MIZORAM
19	NAGALAND
20	ORISSA	262747.00	500.00	263247.00	7.64	353561.00	501.00	354062.00	8.37	615130.00	501.00	615631.00	13.91
21	PUNJAB	0.00	0.00	0.00	.00	0.00	165000.00	165000.00	9.06	0.00	145482.00	145482.00	5.85
22	RAJASTHAN	7720.00	78915.00	86635.00	3.00	17940.00	82550.00	100490.00	3.42	13790.00	92118.00	105908.00	3.37
23	SIKKIM
24	TAMIL NADU	1174.00	1714.00	2888.00	.05	27200.00	61.00	27261.00	.41	26200.00	1062.00	27262.00	.34
25	TRIPURA	50.00	141.00	191.00	.08	60.00	85.00	145.00	.06	25.00	100.00	125.00	.05
26	UTTARAKHAND	0.00	7480.00	7480.00	.79	0.00	9292.00	9292.00	.73	3000.00	9355.00	12355.00	1.13
27	UTTAR PRADESH	0.00	16062.00	16062.00	.26	14400.00	782419.00	796819.00	10.40	0.00	8970.00	8970.00	.11
28	WEST BENGAL	45106.00	50471.00	95577.00	1.51	57660.00	29055.00	86715.00	1.14	81420.00	30556.00	111976.00	1.46
TOTAL STATES		715858.00	266645.00	982503.00	1.15	1130791.00	1243687.00	2374478.00	2.39	1595681.00	467255.00	2062936.00	1.94
29	A. & N. ISLANDS
30	CHANDIGARH	0.00	1690.00	1690.00	.26	0.00	1890.00	1890.00	.27	0.00	1890.00	1890.00	.26
31	DADRA & NAGAR HAVELI
32	DAMAN & DIU
33	DELHI	39890.00	0.00	39890.00	11.83	62600.00	0.00	62600.00	12.91	230000.00	0.00	230000.00	30.17
34	LAKSHADWEEP
35	PUDUCHERRY	0.00	0.00	0.00	.00	26100.00	0.00	26100.00	6.82	61517.00	0.00	61517.00	12.68
TOTAL U. T.		39890.00	1690.00	41580.00	3.04	88700.00	1890.00	90590.00	5.43	291517.00	1890.00	293407.00	13.97
TOTAL (STATE & UTs)		755748.00	268335.00	1024083.00	1.18	1219491.00	1245577.00	2465068.00	2.44	1887198.00	469145.00	2356343.00	2.17

..NICNET..

STATEMENT NO. (15): PLAN & NON-PLAN BUDGETED EXPENDITURE ON TECHNICAL EDUCATION

SL. NO.	STATE/UNION TERRITORY	2005-06 (ACTUALS)				2006-07 (R.E.)				2007-08 (B.E.)			
		PLAN	NON-PLAN	TOTAL	% AGE TO TOTAL EXP. ON EDUCATION	PLAN	NON-PLAN	TOTAL	% AGE TO TOTAL EXP. ON EDUCATION	PLAN	NON-PLAN	TOTAL	% AGE TO TOTAL EXP. ON EDUCATION
1	ANDHRA PRADESH	559618.00	1046976.00	1606594.00	3.18	750000.00	1244402.00	1994402.00	3.39	819250.00	1419826.00	2239076.00	3.34
2	ARUNACHAL PRADESH
3	ASSAM	32010.00	201718.00	233728.00	.96	13440.00	302786.00	316226.00	.91	12720.00	324921.00	337641.00	.98
4	BIHAR	166504.00	172855.00	339359.00	2.80	179240.00	240487.00	419727.00	1.84	295848.00	225702.00	521550.00	1.07
5	CHHATTISGARH	21358.00	222126.00	243484.00	2.05	72410.00	248174.00	320584.00	1.99	102597.00	268820.00	371417.00	2.09
6	COA	102763.00	91944.00	194707.00	6.62	127607.00	107695.00	235302.00	6.47	135616.00	122655.00	258271.00	7.60
7	GUJARAT	296525.00	904475.00	1201000.00	2.96	525738.00	1007362.00	1533100.00	3.54	1041869.00	989131.00	2031000.00	4.41
8	HARYANA	486293.00	245976.00	732269.00	3.97	678000.00	280305.00	958305.00	4.54	1030000.00	419058.00	1449058.00	5.77
9	HIMACHAL PRADESH	65322.00	31189.00	96511.00	.84	81200.00	39956.00	121156.00	.97	88580.00	38944.00	127524.00	.87
10	JAMMU & KASHMIR	0.00	255164.00	255164.00	3.71	0.00	271510.00	271510.00	2.35	30000.00	257710.00	287710.00	2.33
11	JHARKHAND	745771.00	146816.00	892587.00	5.71	897800.00	181190.00	1078990.00	5.46	653700.00	612346.00	1266046.00	6.29
12	KARNATAKA	987459.00	705017.00	1692476.00	3.57	1075380.00	785548.00	1860928.00	3.27	1012571.00	920047.00	1932618.00	2.87
13	KERALA	433619.00	1274914.00	1708533.00	5.07	404463.00	1750798.00	2155261.00	4.50	293100.00	1777396.00	2070496.00	3.42
14	MADHYA PRADESH	204757.00	509271.00	714028.00	2.53	414205.00	575022.00	989227.00	2.88	574732.00	698289.00	1273021.00	3.22
15	MAHARASHTRA	947062.00	3599622.00	4546684.00	4.30	912270.00	3849403.00	4761673.00	3.87	473428.00	3867434.00	4340862.00	3.59
16	MANIPUR	8837.00	30590.00	39427.00	1.02	5800.00	22182.00	27982.00	.84	5000.00	23275.00	28275.00	.83
17	MEGHALAYA	131573.00	14069.00	145642.00	5.14	30000.00	14600.00	44600.00	1.46	88500.00	15800.00	104300.00	2.81
18	MIZORAM	76449.00	6849.00	83298.00	3.40	58400.00	8770.00	67170.00	2.59	34600.00	10415.00	45015.00	1.67
19	NAGALAND	149060.00	13762.00	162822.00	5.79	56009.00	17916.00	73925.00	2.50	34182.00	32050.00	66232.00	2.17
20	ORISSA	70158.00	192639.00	262797.00	1.15	33340.00	208484.00	241824.00	.97	180180.00	254521.00	434701.00	1.59
21	PUNJAB	23479.00	313275.00	336754.00	1.51	19495.00	361694.00	381189.00	1.54	0.00	468276.00	468276.00	1.70
22	RAJASTHAN	45112.00	360553.00	405665.00	.88	45002.00	371006.00	416008.00	.87	68006.00	404367.00	472373.00	.91
23	SIKKIM	24126.00	0.00	24126.00	1.32	30490.00	0.00	30490.00	1.61	35850.00	0.00	35850.00	1.77
24	TAMIL NADU	482055.00	1195215.00	1677270.00	3.42	494164.00	1498645.00	1992809.00	2.96	215028.00	1806218.00	2021246.00	2.50
25	TRIPURA	3737.00	34483.00	38220.00	.89	3172.00	16990.00	20162.00	.42	3538.00	38385.00	41923.00	.75
26	UTTARAKHAND	265043.00	233829.00	498872.00	4.36	336054.00	227382.00	563436.00	4.43	343280.00	276596.00	619876.00	4.21
27	UTTAR PRADESH	70171.00	675658.00	745829.00	.93	751788.00	703938.00	1455726.00	1.51	946025.00	856190.00	1802215.00	1.81
28	WEST BENGAL	783681.00	606565.00	1390246.00	2.57	1510420.00	708671.00	2219091.00	3.58	1006050.00	750566.00	1756616.00	2.79
TOTAL STATES		7182542.00	13085550.00	20268092.00	2.72	9505887.00	15044916.00	24550803.00	2.76	9524250.00	16878938.00	26403188.00	2.74
29	A. & N. ISLANDS	53542.00	10845.00	64387.00	5.86	51700.00	11600.00	63300.00	5.02	41400.00	12400.00	53800.00	4.15
30	CHANDIGARH	39973.00	164027.00	204000.00	11.86	56700.00	169700.00	226400.00	12.16	44900.00	187000.00	231900.00	11.76
31	DADRA & NAGAR HAVELI	10492.00	0.00	10492.00	4.78	12500.00	0.00	12500.00	5.36	12600.00	0.00	12600.00	5.11
32	DAMAN & DIU	14956.00	3281.00	18237.00	9.78	18800.00	3900.00	22700.00	11.06	15700.00	4300.00	20000.00	9.77
33	DELHI	232920.00	361602.00	594522.00	3.86	381100.00	414639.00	795739.00	4.48	1034000.00	466400.00	1500400.00	6.89
34	LAKSHADWEEP
35	PUDUCHERRY	157182.00	15583.00	172765.00	9.43	150279.00	17200.00	167479.00	7.96	153254.00	18150.00	171404.00	7.72
TOTAL U.T.		509065.00	555338.00	1064403.00	5.17	671079.00	617039.00	1288118.00	5.46	1301854.00	688250.00	1990104.00	7.14
TOTAL (STATE & UTs)		7691607.00	13640888.00	21332495.00	2.78	10176966.00	15661955.00	25838921.00	2.83	10826104.00	17567188.00	28393292.00	2.86
CENTRE TOTAL		7003155.00	8234256.00	15237411.00	8.55	9122100.00	8952000.00	18074100.00	7.45	32400000.00	9410300.00	41810300.00	12.92
GRAND TOTAL		14694762.00	21875144.00	36569906.00	3.87	19299066.00	24613955.00	43913021.00	3.80	43226104.00	26977488.00	70203592.00	5.33

NICNET..

STATEMENT NO. (16): PLAN & NON-PLAN BUDGETED EXPENDITURE ON TECHNICAL EDUCATION (Sub-head wise)

ACCOUNT: REVENUE ACCOUNT
PROGRAM: DIRECTION & ADMINISTRATION

(RUPEES IN THOUSANDS)

SL. NO.	STATE/UNION TERRITORY	2005-06 (ACTUALS)				2006-07 (R.E.)				2007-08 (B.E.)			
		PLAN	NON-PLAN	TOTAL	% AGE TO TOTAL EXP. ON TEC. EDN.	PLAN	NON-PLAN	TOTAL	% AGE TO TOTAL EXP. ON TEC. EDN.	PLAN	NON-PLAN	TOTAL	% AGE TO TOTAL EXP. ON TEC. EDN.
1	ANDHRA PRADESH	1588.00	45683.00	47271.00	2.94	5050.00	44066.00	49116.00	2.46	4450.00	48642.00	53092.00	2.37
2	ARUNACHAL PRADESH
3	ASSAM	1013.00	16800.00	17813.00	7.62	990.00	12923.00	13913.00	4.40	1070.00	13948.00	15018.00	4.45
4	BIHAR	152926.00	11774.00	164700.00	48.53	148312.00	15186.00	163498.00	38.95	269230.00	15870.00	285100.00	54.66
5	CHHATTISGARH	0.00	8111.00	8111.00	3.33	0.00	8549.00	8549.00	2.67	0.00	9597.00	9597.00	2.58
6	GOA
7	GUJARAT	25550.00	36603.00	62153.00	5.18	28175.00	31700.00	59875.00	3.91	34800.00	32330.00	67130.00	3.31
8	HARYANA	13141.00	14558.00	27699.00	3.78	25000.00	16370.00	41370.00	4.32	20000.00	26160.00	46160.00	3.19
9	HIMACHAL PRADESH	8432.00	5194.00	13626.00	14.12	12260.00	7699.00	19959.00	16.47	6980.00	6702.00	13682.00	10.73
10	JAMMU & KASHMIR	0.00	255164.00	255164.00	100.00	0.00	271510.00	271510.00	100.00	30000.00	257710.00	287710.00	100.00
11	JHARKHAND	1956.00	4880.00	6836.00	.77	7000.00	5784.00	12784.00	1.18	3150.00	6711.00	9861.00	.78
12	KARNATAKA	5531.00	32583.00	38114.00	2.25	8169.00	35187.00	43356.00	2.33	8634.00	39450.00	48084.00	2.49
13	KERALA	2685.00	25351.00	28036.00	1.64	3000.00	32385.00	35385.00	1.64	7000.00	34518.00	41518.00	2.01
14	MADHYA PRADESH	3162.00	14593.00	17755.00	2.49	4766.00	19597.00	24363.00	2.46	7646.00	21552.00	29198.00	2.29
15	MAHARASHTRA	144.00	100998.00	101142.00	2.22	20950.00	135928.00	156878.00	3.29	3400.00	138901.00	142301.00	3.28
16	MANIPUR	12.00	1928.00	1940.00	4.92	500.00	1788.00	2288.00	8.18	500.00	1852.00	2352.00	8.32
17	MEGHALAYA	212.00	1165.00	1377.00	.95	850.00	1380.00	2230.00	5.00	1550.00	1444.00	2994.00	2.87
18	MIZORAM	1899.00	0.00	1899.00	2.28	2050.00	0.00	2050.00	3.05	6250.00	0.00	6250.00	13.88
19	NAGALAND	1219.00	0.00	1219.00	.75	1650.00	1255.00	2905.00	3.93	1700.00	2436.00	4136.00	6.24
20	ORISSA	0.00	16110.00	16110.00	6.13	0.00	18626.00	18626.00	7.70	0.00	19620.00	19620.00	4.51
21	PUNJAB	2855.00	20719.00	23574.00	7.00	0.00	21508.00	21508.00	5.64	0.00	22490.00	22490.00	4.80
22	RAJASTHAN	15200.00	22711.00	37911.00	9.35	5900.00	22855.00	28755.00	6.91	0.00	25056.00	25056.00	5.30
23	SIKKIM	1458.00	0.00	1458.00	6.04	3100.00	0.00	3100.00	10.17	12300.00	0.00	12300.00	34.31
24	TAMIL NADU	0.00	99338.00	99338.00	5.92	0.00	124652.00	124652.00	6.26	0.00	165811.00	165811.00	8.20
25	TRIPURA
26	UTTARAKHAND	921.00	3077.00	3998.00	.80	150.00	3140.00	3290.00	.58	500.00	4733.00	5233.00	.84
27	UTTAR PRADESH	0.00	30252.00	30252.00	4.06	0.00	34077.00	34077.00	2.34	1808.00	42732.00	44540.00	2.47
28	WEST BENGAL	0.00	15744.00	15744.00	1.13	0.00	18294.00	18294.00	.82	0.00	19344.00	19344.00	1.10
	TOTAL STATES	239904.00	783336.00	1023240.00	5.05	277872.00	884459.00	1162331.00	4.73	420968.00	957609.00	1378577.00	5.22
29	A. & N. ISLANDS
30	CHANDIGARH	0.00	5603.00	5603.00	2.75	0.00	4707.00	4707.00	2.08	100.00	4962.00	5062.00	2.18
31	DADRA & NAGAR HAVELI	10492.00	0.00	10492.00	100.00	12500.00	0.00	12500.00	100.00	12600.00	0.00	12600.00	100.00
32	DAMAN & DIU	3359.00	3281.00	6640.00	36.41	4100.00	3900.00	8000.00	35.24	4500.00	4300.00	8800.00	44.00
33	DELHI	18596.00	21465.00	40061.00	6.74	17900.00	24403.00	42303.00	5.32	23500.00	27385.00	50885.00	3.39
34	LAKSHADWEEP
35	PUDUCHERRY
	TOTAL U. T.	32447.00	30349.00	62796.00	5.90	34500.00	33010.00	67510.00	5.24	40700.00	36647.00	77347.00	3.89
	TOTAL (STATE & UTs)	272351.00	813685.00	1086036.00	5.09	312372.00	917469.00	1229841.00	4.76	461668.00	994256.00	1455924.00	5.13

..NICNET..

STATEMENT NO. (16): PLAN & NON-PLAN BUDGETED EXPENDITURE ON TECHNICAL EDUCATION (Sub-head wise)

ACCOUNT: REVENUE ACCOUNT
PROGRAM: TECHNICAL SCHOOLS

(RUPEES IN THOUSANDS)

SL. NO.	STATE/UNION TERRITORY	2005-06 (ACTUALS)				2006-07 (R.E.)				2007-08 (B.E.)			
		PLAN	NON-PLAN	TOTAL	% AGE TO TOTAL EXP. ON TEC. EDN.	PLAN	NON-PLAN	TOTAL	% AGE TO TOTAL EXP. ON TEC. EDN.	PLAN	NON-PLAN	TOTAL	% AGE TO TOTAL EXP. ON TEC. EDN.
1	ANDHRA PRADESH
2	ARUNACHAL PRADESH
3	ASSAM	489.00	10094.00	10583.00	4.53	200.00	12636.00	12836.00	4.06	200.00	13636.00	13836.00	4.10
4	BIHAR	0.00	33185.00	33185.00	9.78	0.00	35512.00	35512.00	8.46	0.00	35874.00	35874.00	6.88
5	CHHATTISGARH
6	COA	41973.00	10589.00	52562.00	27.00	55500.00	13255.00	68755.00	29.22	58000.00	13450.00	71450.00	27.66
7	GUJARAT	3772.00	125039.00	128811.00	10.73	7135.00	135000.00	142135.00	9.27	4250.00	137395.00	141645.00	6.97
8	HARYANA
9	HIMACHAL PRADESH
10	JAMMU & KASHMIR
11	JHARKHAND	1796.00	1076.00	2872.00	.32	4000.00	1374.00	5374.00	.50	3500.00	1404.00	4904.00	.39
12	KARNATAKA	0.00	13866.00	13866.00	.82	0.00	13362.00	13362.00	.72	0.00	15650.00	15650.00	.81
13	KERALA	1448.00	127344.00	128792.00	7.54	2000.00	193961.00	195961.00	9.09	5000.00	216881.00	221881.00	10.72
14	MADHYA PRADESH	0.00	1275.00	1275.00	.18	0.00	1085.00	1085.00	.11	0.00	422.00	422.00	.03
15	MAHARASHTRA	20161.00	334687.00	354848.00	7.80	27231.00	335918.00	363149.00	7.63	36112.00	329684.00	365796.00	8.43
16	MANIPUR
17	MEGHALAYA	0.00	0.00	0.00	.00	50.00	0.00	50.00	.11	100.00	0.00	100.00	.10
18	MIZORAM
19	NAGALAND
20	ORISSA
21	PUNJAB
22	RAJASTHAN
23	SIKKIM
24	TAMIL NADU
25	TRIPURA
26	UTTARAKHAND
27	UTTAR PRADESH	525.00	0.00	525.00	.07	700.00	0.00	700.00	.05	500.00	0.00	500.00	.03
28	WEST BENGAL	0.00	48578.00	48578.00	3.49	850.00	55830.00	56680.00	2.55	1050.00	61015.00	62065.00	3.53
TOTAL STATES		70164.00	705733.00	775897.00	3.83	97666.00	797933.00	895599.00	3.65	108712.00	825411.00	934123.00	3.54
29	A. & N. ISLANDS
30	CHANDIGARH
31	DADRA & NAGAR HAVELI
32	DAMAN & DIU
33	DELHI
34	LAKSHADWEEP
35	PUDUCHERRY	0.00	4136.00	4136.00	2.39	0.00	4158.00	4158.00	2.48	0.00	5518.00	5518.00	3.22
TOTAL U.T.		0.00	4136.00	4136.00	.39	0.00	4158.00	4158.00	.32	0.00	5518.00	5518.00	.28
TOTAL (STATE & UTs)		70164.00	709869.00	780033.00	3.66	97666.00	802091.00	899757.00	3.48	108712.00	830929.00	939641.00	3.31

..NICNET..

STATEMENT NO. (16): PLAN & NON-PLAN BUDGETED EXPENDITURE ON TECHNICAL EDUCATION (Sub-head wise)

ACCOUNT: REVENUE ACCOUNT
PROGRAM: POLYTECHNICS

(RUPEES IN THOUSANDS)

SL. NO.	STATE/UNION TERRITORY	2005-06 (ACTUALS)				2006-07 (R.E.)				2007-08 (B.E.)			
		PLAN	NON-PLAN	TOTAL	% AGE TO TOTAL EXP. ON TEC. EDN.	PLAN	NON-PLAN	TOTAL	% AGE TO TOTAL EXP. ON TEC. EDN.	PLAN	NON-PLAN	TOTAL	% AGE TO TOTAL EXP. ON TEC. EDN.
1	ANDHRA PRADESH	515466.00	697570.00	1213036.00	75.50	551050.00	798590.00	1349640.00	67.67	320300.00	946171.00	1266471.00	56.56
2	ARUNACHAL PRADESH
3	ASSAM	20592.00	111928.00	132520.00	56.70	7098.00	171284.00	178382.00	56.41	1600.00	180705.00	182305.00	53.99
4	BIHAR	7837.00	81209.00	89046.00	26.24	24017.00	99957.00	123974.00	29.54	15728.00	105284.00	121012.00	23.20
5	CHHATTISGARH	1378.00	92756.00	94134.00	38.66	10450.00	117340.00	127790.00	39.86	29459.00	130528.00	159987.00	43.07
6	COA	38012.00	34753.00	72765.00	37.37	43112.00	37330.00	80442.00	34.19	42856.00	39120.00	81976.00	31.74
7	GUJARAT	107518.00	409990.00	517508.00	43.09	123265.00	449068.00	572333.00	37.33	270301.00	432300.00	702601.00	34.59
8	HARYANA	345352.00	99456.00	444808.00	60.74	349000.00	107021.00	456021.00	47.59	637000.00	232047.00	869047.00	59.97
9	HIMACHAL PRADESH	56890.00	25995.00	82885.00	85.88	48940.00	32257.00	81197.00	67.02	55600.00	32242.00	87842.00	68.88
10	JAMMU & KASHMIR
11	JHARKHAND	26094.00	82063.00	108157.00	12.12	58000.00	94244.00	152244.00	14.11	30000.00	86118.00	116118.00	9.17
12	KARNATAKA	31455.00	354127.00	385582.00	22.78	115368.00	390112.00	505480.00	27.16	154738.00	499771.00	654509.00	33.87
13	KERALA	42123.00	374708.00	416831.00	24.40	32500.00	555015.00	587515.00	27.26	22500.00	585121.00	607621.00	29.35
14	MADHYA PRADESH	120152.00	228415.00	348567.00	48.82	191540.00	262825.00	454365.00	45.93	238066.00	376070.00	614136.00	48.24
15	MAHARASHTRA	0.00	617503.00	617503.00	13.58	52125.00	685441.00	737566.00	15.49	34750.00	681243.00	715993.00	16.49
16	MANIPUR	824.00	23536.00	24360.00	61.79	5300.00	20044.00	25344.00	90.57	4500.00	21073.00	25573.00	90.44
17	MEGHALAYA	130482.00	12624.00	143106.00	98.26	23422.00	12965.00	36387.00	81.59	74450.00	14088.00	88538.00	84.89
18	MIZORAM	74550.00	6849.00	81399.00	97.72	56350.00	8770.00	65120.00	96.95	28350.00	10415.00	38765.00	86.12
19	NAGALAND	145677.00	10063.00	155740.00	95.65	52009.00	12015.00	64024.00	86.61	29682.00	23475.00	53157.00	80.26
20	ORISSA	7572.00	75623.00	83195.00	31.66	3590.00	84302.00	87892.00	36.35	30180.00	98889.00	129069.00	29.69
21	PUNJAB	14624.00	190412.00	205036.00	60.89	19495.00	205872.00	225367.00	59.12	0.00	295533.00	295533.00	63.11
22	RAJASTHAN	4262.00	216819.00	221081.00	54.50	12500.00	227601.00	240101.00	57.72	44100.00	251811.00	295911.00	62.64
23	SIKKIM	22668.00	0.00	22668.00	93.96	27390.00	0.00	27390.00	89.83	23550.00	0.00	23550.00	65.69
24	TAMIL NADU	10000.00	574729.00	584729.00	34.86	501.00	739183.00	739684.00	37.12	670.00	876516.00	877186.00	43.40
25	TRIPURA	1001.00	12274.00	13275.00	34.73	1499.00	14375.00	15874.00	78.73	1801.00	35475.00	37276.00	88.92
26	UTTARAKHAND	14456.00	106875.00	121331.00	24.32	33275.00	110157.00	143432.00	25.46	102900.00	144470.00	247370.00	39.91
27	UTTAR PRADESH	6965.00	342499.00	349464.00	46.86	17581.00	362535.00	380116.00	26.11	10210.00	493421.00	503631.00	27.95
28	WEST BENGAL	18679.00	289839.00	308518.00	22.19	24425.00	339668.00	364093.00	16.41	36800.00	359168.00	395968.00	22.54
	TOTAL STATES	1764629.00	5072615.00	6837244.00	33.73	1883802.00	5937971.00	7821773.00	31.86	2240091.00	6951054.00	9191145.00	34.81
29	A. & N. ISLANDS	21847.00	10845.00	32692.00	50.77	27700.00	11600.00	39300.00	62.09	30700.00	12400.00	43100.00	80.11
30	CHANDIGARH	17973.00	36446.00	54419.00	26.68	19100.00	36893.00	55993.00	24.73	11100.00	38038.00	49138.00	21.19
31	DADRA & NAGAR HAVELI
32	DAMAN & DIU	10591.00	0.00	10591.00	58.07	13300.00	0.00	13300.00	58.59	9800.00	0.00	9800.00	49.00
33	DELHI	17236.00	170083.00	187319.00	31.51	36500.00	192862.00	229362.00	28.82	64000.00	221860.00	285860.00	19.05
34	LAKSHADWEEP
35	PUDUCHERRY	38482.00	11386.00	49868.00	28.86	38979.00	12852.00	51831.00	30.95	47201.00	12472.00	59673.00	34.81
	TOTAL U.T.	106129.00	228760.00	334889.00	31.46	135579.00	254207.00	389786.00	30.26	162801.00	284770.00	447571.00	22.49
	TOTAL (STATE & UTs)	1870758.00	5301375.00	7172133.00	33.62	2019381.00	6192178.00	8211559.00	31.78	2402892.00	7235824.00	9638716.00	33.95

..NICNET..

STATEMENT NO. (16): PLAN & NON-PLAN BUDGETED EXPENDITURE ON TECHNICAL EDUCATION (Sub-head wise)

ACCOUNT: REVENUE ACCOUNT
PROGRAM: ASSISTANCE TO UNIVERSITIES FOR TECHNICAL EDUCATION

(RUPEES IN THOUSANDS)

SL. NO.	STATE/UNION TERRITORY	2005-06 (ACTUALS)				2006-07 (R.E.)				2007-08 (B.E.)			
		PLAN	NON-PLAN	TOTAL	% AGE TO TOTAL EXP. ON TEC. EDN.	PLAN	NON-PLAN	TOTAL	% AGE TO TOTAL EXP. ON TEC. EDN.	PLAN	NON-PLAN	TOTAL	% AGE TO TOTAL EXP. ON TEC. EDN.
1	ANDHRA PRADESH	0.00	270024.00	270024.00	16.81	175000.00	353998.00	528998.00	26.52	450000.00	366362.00	816362.00	36.46
2	ARUNACHAL PRADESH
3	ASSAM
4	BIHAR	0.00	5021.00	5021.00	1.48	0.00	33600.00	33600.00	8.01	0.00	10000.00	10000.00	1.92
5	CHHATTISGARH	5500.00	0.00	5500.00	2.26	20000.00	0.00	20000.00	6.24	27000.00	0.00	27000.00	7.27
6	GOA
7	GUJARAT
8	HARYANA	65000.00	0.00	65000.00	8.88	210000.00	0.00	210000.00	21.91	280000.00	0.00	280000.00	19.32
9	HIMACHAL PRADESH
10	JAMMU & KASHMIR
11	JHARKHAND
12	KARNATAKA	150120.00	260443.00	410563.00	24.26	141300.00	296027.00	437327.00	23.50	137500.00	310828.00	448328.00	23.20
13	KERALA	40000.00	179180.00	219180.00	12.83	40000.00	183589.00	223589.00	10.37	25000.00	183589.00	208589.00	10.07
14	MADHYA PRADESH	0.00	5290.00	5290.00	.74	0.00	0.00	0.00	.00	0.00	0.00	0.00	.00
15	MAHARASHTRA	0.00	26611.00	26611.00	.59	97832.00	37742.00	135574.00	2.85	10000.00	37914.00	47914.00	1.10
16	MANIPUR
17	MEGHALAYA
18	MIZORAM
19	NAGALAND
20	ORISSA
21	PUNJAB
22	RAJASTHAN	8750.00	43000.00	51750.00	12.76	8750.00	41000.00	49750.00	11.96	12002.00	45000.00	57002.00	12.07
23	SIKKIM
24	TAMIL NADU	5000.00	132550.00	137550.00	8.20	1.00	191766.00	191767.00	9.62	1.00	230772.00	230773.00	11.42
25	TRIPURA
26	UTTARAKHAND
27	UTTAR PRADESH
28	WEST BENGAL	35203.00	124106.00	159309.00	11.46	78000.00	135425.00	213425.00	9.62	53000.00	143214.00	196214.00	11.17
	TOTAL STATES	309573.00	1046225.00	1355798.00	6.69	770883.00	1273147.00	2044030.00	8.33	994503.00	1327679.00	2322182.00	8.80
29	A. & N. ISLANDS
30	CHANDIGARH
31	DADRA & NAGAR HAVELI
32	DAMAN & DIU
33	DELHI
34	LAKSHADWEEP
35	PUDUCHERRY
	TOTAL U.T.	0.00	0.00	0.00	.00	0.00	0.00	0.00	.00	0.00	0.00	0.00	.00
	TOTAL (STATE & UTs)	309573.00	1046225.00	1355798.00	6.36	770883.00	1273147.00	2044030.00	7.91	994503.00	1327679.00	2322182.00	8.18

. . . NICNET . . .

STATEMENT NO. (16): PLAN & NON-PLAN BUDGETED EXPENDITURE ON TECHNICAL EDUCATION (Sub-head wise)

ACCOUNT: REVENUE ACCOUNT
PROGRAM: ASSISTANCE TO NON-GOVT. COLLEGES

(RUPEES IN THOUSANDS)

SL. NO.	STATE/UNION TERRITORY	2005-06 (ACTUALS)				2006-07 (R.E.)				2007-08 (B.E.)			
		PLAN	NON-PLAN	TOTAL	% AGE TO TOTAL EXP. ON TEC. EDN.	PLAN	NON-PLAN	TOTAL	% AGE TO TOTAL EXP. ON TEC. EDN.	PLAN	NON-PLAN	TOTAL	% AGE TO TOTAL EXP. ON TEC. EDN.
1	ANDHRA PRADESH	0.00	7015.00	7015.00	.44	0.00	15360.00	15360.00	.77	0.00	23861.00	23861.00	1.07
2	ARUNACHAL PRADESH
3	ASSAM
4	BIHAR
5	CHHATTISGARH	9346.00	20075.00	29421.00	12.08	1000.00	0.00	1000.00	.31	1000.00	0.00	1000.00	.27
6	GOA
7	GUJARAT
8	HARYANA	62800.00	80784.00	143584.00	19.61	94000.00	99504.00	193504.00	20.19	73500.00	102370.00	175870.00	12.14
9	HIMACHAL PRADESH
10	JAMMU & KASHMIR
11	JHARKHAND
12	KARNATAKA	562.00	9670.00	10232.00	.60	2512.00	9110.00	11622.00	.62	2550.00	10674.00	13224.00	.68
13	KERALA	221.00	230593.00	230814.00	13.51	1000.00	305307.00	306307.00	14.21	1000.00	280411.00	281411.00	13.59
14	MADHYA PRADESH	33312.00	151212.00	184524.00	25.84	21500.00	162000.00	183500.00	18.55	48400.00	170500.00	218900.00	17.20
15	MAHARASHTRA	30000.00	2287024.00	2317024.00	50.96	17000.00	2390151.00	2407151.00	50.55	0.00	2423900.00	2423900.00	55.84
16	MANIPUR
17	MEGHALAYA
18	MIZORAM
19	NAGALAND
20	ORISSA
21	PUNJAB	0.00	0.00	0.00	.00	0.00	6472.00	6472.00	1.70	0.00	0.00	0.00	.00
22	RAJASTHAN	16900.00	77700.00	94600.00	23.32	16851.00	79200.00	96051.00	23.09	11900.00	82500.00	94400.00	19.98
23	SIKKIM
24	TAMIL NADU	0.00	120050.00	120050.00	7.16	0.00	124409.00	124409.00	6.24	0.00	129039.00	129039.00	6.38
25	TRIPURA
26	UTTARAKHAND	5000.00	13000.00	18000.00	3.61	0.00	13000.00	13000.00	2.31	5000.00	14000.00	19000.00	3.07
27	UTTAR PRADESH	0.00	135616.00	135616.00	18.18	0.00	136102.00	136102.00	9.35	0.00	140996.00	140996.00	7.82
28	WEST BENGAL
	TOTAL STATES	158141.00	3132739.00	3290880.00	16.24	153863.00	3340615.00	3494478.00	14.23	143350.00	3378251.00	3521601.00	13.34
29	A. & N. ISLANDS
30	CHANDIGARH
31	DADRA & NAGAR HAVELI
32	DAMAN & DIU
33	DELHI	0.00	2703.00	2703.00	.45	0.00	2800.00	2800.00	.35	0.00	3000.00	3000.00	.20
34	LAKSHADWEEP
35	PUDUCHERRY
	TOTAL U. T.	0.00	2703.00	2703.00	.25	0.00	2800.00	2800.00	.22	0.00	3000.00	3000.00	.15
	TOTAL (STATE & UTs)	158141.00	3135442.00	3293583.00	15.44	153863.00	3343415.00	3497278.00	13.53	143350.00	3381251.00	3524601.00	12.41

. . . NICNET . . .

STATEMENT NO. (16): PLAN & NON-PLAN BUDGETED EXPENDITURE ON TECHNICAL EDUCATION (Sub-head wise)

ACCOUNT: REVENUE ACCOUNT
PROGRAM: ENGINEERING COLLEGES AND INSTITUTIONS

(RUPEES IN THOUSANDS)

SL. NO.	STATE/UNION TERRITORY	2005-06 (ACTUALS)				2006-07 (R.E.)				2007-08 (B.E.)			
		PLAN	NON-PLAN	TOTAL	% AGE TO TOTAL EXP. ON TEC. EDN.	PLAN	NON-PLAN	TOTAL	% AGE TO TOTAL EXP. ON TEC. EDN.	PLAN	NON-PLAN	TOTAL	% AGE TO TOTAL EXP. ON TEC. EDN.
1	ANDHRA PRADESH	2000.00	16127.00	18127.00	1.13	2000.00	18575.00	20575.00	1.03	2000.00	20977.00	22977.00	1.03
2	ARUNACHAL PRADESH
3	ASSAM	8405.00	62024.00	70429.00	30.13	3702.00	101393.00	105095.00	33.23	8400.00	112082.00	120482.00	35.68
4	BIHAR	3741.00	41666.00	45407.00	13.38	4911.00	56232.00	61143.00	14.57	3890.00	58674.00	62564.00	12.00
5	CHHATTISGARH	2515.00	89998.00	92513.00	38.00	37700.00	109335.00	147035.00	45.86	40498.00	117245.00	157743.00	42.47
6	COA	22778.00	46602.00	69380.00	35.63	28995.00	57110.00	86105.00	36.59	34760.00	70085.00	104845.00	40.59
7	GUJARAT	134286.00	312418.00	446704.00	37.19	333248.00	362392.00	695640.00	45.37	666567.00	362271.00	1028838.00	50.66
8	HARYANA	0.00	45450.00	45450.00	6.21	0.00	49665.00	49665.00	5.18	0.00	51001.00	51001.00	3.52
9	HIMACHAL PRADESH	0.00	0.00	0.00	.00	20000.00	0.00	20000.00	16.51	20000.00	0.00	20000.00	15.68
10	JAMMU & KASHMIR
11	JHARKHAND	3076.00	58797.00	61873.00	6.93	10000.00	79748.00	89748.00	8.32	17500.00	517953.00	535453.00	42.29
12	KARNATAKA
13	KERALA	267134.00	301654.00	568788.00	33.29	285358.00	423168.00	708526.00	32.87	213000.00	436569.00	649569.00	31.37
14	MADHYA PRADESH	34803.00	93898.00	128701.00	18.02	163699.00	115038.00	278737.00	28.18	222500.00	123695.00	346195.00	27.19
15	MAHARASHTRA	763272.00	221690.00	984962.00	21.66	553905.00	252780.00	806685.00	16.94	285931.00	243172.00	529103.00	12.19
16	MANIPUR	8001.00	4883.00	12884.00	32.68	0.00	0.00	0.00	.00	0.00	0.00	0.00	.00
17	MEGHALAYA
18	MIZORAM
19	NAGALAND
20	ORISSA	62586.00	93359.00	155945.00	59.34	8380.00	98032.00	106412.00	44.00	45000.00	129812.00	174812.00	40.21
21	PUNJAB	6000.00	0.00	6000.00	1.78	0.00	0.00	0.00	.00	0.00	0.00	0.00	.00
22	RAJASTHAN
23	SIKKIM
24	TAMIL NADU	447321.00	177465.00	624786.00	37.25	343662.00	236303.00	579965.00	29.10	74357.00	327888.00	402245.00	19.90
25	TRIPURA	1314.00	20303.00	21617.00	56.56	100.00	0.00	100.00	.50	45.00	0.00	45.00	.11
26	UTTARAKHAND	136224.00	98803.00	235027.00	47.11	130029.00	91366.00	221395.00	39.29	186480.00	102524.00	289004.00	46.62
27	UTTAR PRADESH	62681.00	148856.00	211537.00	28.36	733507.00	152411.00	885918.00	60.86	933507.00	158025.00	1091532.00	60.57
28	WEST BENGAL	22437.00	95921.00	118358.00	8.51	14510.00	122010.00	136520.00	6.15	26690.00	128828.00	155518.00	8.85
TOTAL STATES		1988574.00	1929914.00	3918488.00	19.33	2673706.00	2325558.00	4999264.00	20.36	2781125.00	2960801.00	5741926.00	21.75
29	A. & N. ISLANDS
30	CHANDIGARH	22000.00	121978.00	143978.00	70.58	37600.00	128100.00	165700.00	73.19	33700.00	144000.00	177700.00	76.63
31	DADRA & NAGAR HAVELI
32	DAMAN & DIU
33	DELHI	184716.00	167351.00	352067.00	59.22	311050.00	194574.00	505624.00	63.54	812500.00	214155.00	1026655.00	68.43
34	LAKSHADWEEP
35	PUDUCHERRY	47300.00	0.00	47300.00	27.38	58800.00	0.00	58800.00	35.11	70001.00	0.00	70001.00	40.84
TOTAL U. T.		254016.00	289329.00	543345.00	51.05	407450.00	322674.00	730124.00	56.68	916201.00	358155.00	1274356.00	64.03
TOTAL (STATE & UTs)		2242590.00	2219243.00	4461833.00	20.92	3081156.00	2648232.00	5729388.00	22.17	3697326.00	3318956.00	7016282.00	24.71

. . . NICNET . . .

STATEMENT NO. (16): PLAN & NON-PLAN BUDGETED EXPENDITURE ON TECHNICAL EDUCATION (Sub-head wise)

ACCOUNT: REVENUE ACCOUNT
PROGRAM: SCHOLARSHIPS

(RUPEES IN THOUSANDS)

SL. NO.	STATE/UNION TERRITORY	2005-06 (ACTUALS)				2006-07 (R.E.)				2007-08 (B.E.)			
		PLAN	NON-PLAN	TOTAL	% AGE TO TOTAL EXP. ON TEC. EDN.	PLAN	NON-PLAN	TOTAL	% AGE TO TOTAL EXP. ON TEC. EDN.	PLAN	NON-PLAN	TOTAL	% AGE TO TOTAL EXP. ON TEC. EDN.
1	ANDHRA PRADESH	39865.00	10557.00	50422.00	3.14	15600.00	13813.00	29413.00	1.47	40000.00	13813.00	53813.00	2.40
2	ARUNACHAL PRADESH
3	ASSAM	511.00	872.00	1383.00	.59	1450.00	4550.00	6000.00	1.90	1450.00	4550.00	6000.00	1.78
4	BIHAR
5	CHHATTISGARH	85.00	83.00	168.00	.07	200.00	250.00	450.00	.14	1200.00	250.00	1450.00	.39
6	GOA
7	GUJARAT
8	HARYANA	0.00	163.00	163.00	.02	0.00	295.00	295.00	.03	14500.00	330.00	14830.00	1.02
9	HIMACHAL PRADESH
10	JAMMU & KASHMIR
11	JHARKHAND	42.00	0.00	42.00	.00	200.00	0.00	200.00	.02	0.00	0.00	0.00	.00
12	KARNATAKA	0.00	5744.00	5744.00	.34	100000.00	6014.00	106014.00	5.70	50000.00	6255.00	56255.00	2.91
13	KERALA	0.00	47.00	47.00	.00	0.00	100.00	100.00	.00	0.00	100.00	100.00	.00
14	MADHYA PRADESH	175.00	269.00	444.00	.06	1000.00	950.00	1950.00	.20	0.00	950.00	950.00	.07
15	MAHARASHTRA	0.00	209.00	209.00	.00	0.00	247.00	247.00	.01	0.00	257.00	257.00	.01
16	MANIPUR	0.00	243.00	243.00	.62	0.00	350.00	350.00	1.25	0.00	350.00	350.00	1.24
17	MEGHALAYA	150.00	280.00	430.00	.30	800.00	245.00	1045.00	2.34	6000.00	257.00	6257.00	6.00
18	MIZORAM
19	NAGALAND	798.00	3699.00	4497.00	2.76	800.00	4600.00	5400.00	7.30	900.00	5400.00	6300.00	9.51
20	ORISSA	0.00	23.00	23.00	.01	0.00	0.00	0.00	.00	0.00	0.00	0.00	.00
21	PUNJAB	0.00	87.00	87.00	.03	0.00	96.00	96.00	.03	0.00	116.00	116.00	.02
22	RAJASTHAN
23	SIKKIM
24	TAMIL NADU	19734.00	0.00	19734.00	1.18	112000.00	20.00	112020.00	5.62	112000.00	20.00	112020.00	5.54
25	TRIPURA	257.00	0.00	257.00	.67	328.00	0.00	328.00	1.63	412.00	0.00	412.00	.98
26	UTTARAKHAND
27	UTTAR PRADESH
28	WEST BENGAL	0.00	0.00	0.00	.00	110.00	0.00	110.00	.00	110.00	0.00	110.00	.01
TOTAL STATES		61617.00	22276.00	83893.00	.41	232488.00	31530.00	264018.00	1.08	226572.00	32648.00	259220.00	.98
29	A. & N. ISLANDS
30	CHANDIGARH
31	DADRA & NAGAR HAVELI
32	DAMAN & DIU
33	DELHI
34	LAKSHADWEEP
35	PUDUCHERRY	0.00	61.00	61.00	.04	0.00	190.00	190.00	.11	0.00	160.00	160.00	.09
TOTAL U.T.		0.00	61.00	61.00	.01	0.00	190.00	190.00	.01	0.00	160.00	160.00	.01
TOTAL (STATE & UTs)		61617.00	22337.00	83954.00	.39	232488.00	31720.00	264208.00	1.02	226572.00	32808.00	259380.00	.91

. . . NICNET . . .

STATEMENT NO. (16): PLAN & NON-PLAN BUDGETED EXPENDITURE ON TECHNICAL EDUCATION (Sub-head wise)

ACCOUNT: REVENUE ACCOUNT
PROGRAM: TRAINING

(RUPEES IN THOUSANDS)

SL. NO.	STATE/UNION TERRITORY	2005-06 (ACTUALS)				2006-07 (R.E.)				2007-08 (B.E.)			
		PLAN	NON-PLAN	TOTAL	% AGE TO TOTAL EXP. ON TEC. EDN.	PLAN	NON-PLAN	TOTAL	% AGE TO TOTAL EXP. ON TEC. EDN.	PLAN	NON-PLAN	TOTAL	% AGE TO TOTAL EXP. ON TEC. EDN.
1	ANDHRA PRADESH	399.00	0.00	399.00	.02	1000.00	0.00	1000.00	.05	700.00	0.00	700.00	.03
2	ARUNACHAL PRADESH
3	ASSAM
4	BIHAR
5	CHHATTISGARH	0.00	1290.00	1290.00	.53	0.00	0.00	0.00	.00	0.00	0.00	0.00	.00
6	GOA
7	GUJARAT	286.00	0.00	286.00	.02	200.00	0.00	200.00	.01	700.00	20.00	720.00	.04
8	HARYANA	0.00	0.00	0.00	.00	0.00	0.00	0.00	.00	5000.00	0.00	5000.00	.35
9	HIMACHAL PRADESH
10	JAMMU & KASHMIR
11	JHARKHAND	7836.00	0.00	7836.00	.88	20000.00	0.00	20000.00	1.85	20000.00	0.00	20000.00	1.58
12	KARNATAKA
13	KERALA	27115.00	15015.00	42130.00	2.47	10005.00	19767.00	29772.00	1.38	5000.00	21722.00	26722.00	1.29
14	MADHYA PRADESH	0.00	6853.00	6853.00	.96	500.00	8027.00	8527.00	.86	600.00	100.00	700.00	.05
15	MAHARASHTRA
16	MANIPUR
17	MEGHALAYA
18	MIZORAM
19	NAGALAND
20	ORISSA
21	PUNJAB
22	RAJASTHAN	0.00	323.00	323.00	.08	0.00	350.00	350.00	.08	0.00	0.00	0.00	.00
23	SIKKIM
24	TAMIL NADU
25	TRIPURA
26	UTTARAKHAND
27	UTTAR PRADESH
28	WEST BENGAL	0.00	5067.00	5067.00	.36	0.00	5852.00	5852.00	.26	0.00	6197.00	6197.00	.35
	TOTAL STATES	35636.00	28548.00	64184.00	.32	31705.00	33996.00	65701.00	.27	32000.00	28039.00	60039.00	.23
29	A. & N. ISLANDS
30	CHANDIGARH
31	DADRA & NAGAR HAVELI
32	DAMAN & DIU
33	DELHI
34	LAKSHADWEEP
35	PUDUCHERRY
	TOTAL U.T.	0.00	0.00	0.00	.00	0.00	0.00	0.00	.00	0.00	0.00	0.00	.00
	TOTAL (STATE & UTs)	35636.00	28548.00	64184.00	.30	31705.00	33996.00	65701.00	.25	32000.00	28039.00	60039.00	.21

. . NICNET . .

STATEMENT NO. (16): PLAN & NON-PLAN BUDGETED EXPENDITURE ON TECHNICAL EDUCATION (Sub-head wise)

ACCOUNT: REVENUE ACCOUNT
PROGRAM: OTHER EXPENDITURE

(RUPEES IN THOUSANDS)

SL. NO.	STATE/UNION TERRITORY	2005-06 (ACTUALS)				2006-07 (R.E.)				2007-08 (B.E.)			
		PLAN	NON-PLAN	TOTAL	% AGE TO TOTAL EXP. ON TEC. EDN.	PLAN	NON-PLAN	TOTAL	% AGE TO TOTAL EXP. ON TEC. EDN.	PLAN	NON-PLAN	TOTAL	% AGE TO TOTAL EXP. ON TEC. EDN.
1	ANDHRA PRADESH	300.00	0.00	300.00	.02	300.00	0.00	300.00	.02	1800.00	0.00	1800.00	.08
2	ARUNACHAL PRADESH
3	ASSAM	1000.00	0.00	1000.00	.43	0.00	0.00	0.00	.00	0.00	0.00	0.00	.00
4	BIHAR	2000.00	0.00	2000.00	.59	2000.00	0.00	2000.00	4.48	7000.00	0.00	7000.00	1.34
5	CHHATTISGARH	2534.00	9813.00	12347.00	5.07	3060.00	12700.00	15760.00	4.92	3440.00	11200.00	14640.00	3.94
6	GOA
7	GUJARAT	25113.00	20425.00	45538.00	3.79	33715.00	29202.00	62917.00	4.10	65251.00	24815.00	90066.00	4.43
8	HARYANA	0.00	5565.00	5565.00	.76	0.00	7450.00	7450.00	.78	0.00	7150.00	7150.00	.49
9	HIMACHAL PRADESH	0.00	0.00	0.00	.00	0.00	0.00	0.00	.00	6000.00	0.00	6000.00	4.70
10	JAMMU & KASHMIR
11	JHARKHAND	704971.00	0.00	704971.00	78.98	798600.00	40.00	798640.00	74.02	579550.00	160.00	579710.00	45.79
12	KARNATAKA	799791.00	28584.00	828375.00	48.94	708031.00	35736.00	743767.00	39.97	659149.00	37419.00	696568.00	36.04
13	KERALA	52893.00	21022.00	73915.00	4.33	30600.00	37506.00	68106.00	3.16	14600.00	18485.00	33085.00	1.60
14	MADHYA PRADESH	13153.00	7466.00	20619.00	2.89	31200.00	5500.00	36700.00	3.71	57520.00	5000.00	62520.00	4.91
15	MAHARASHTRA	133485.00	10900.00	144385.00	3.18	143227.00	11196.00	154423.00	3.24	103235.00	12363.00	115598.00	2.66
16	MANIPUR
17	MEGHALAYA	729.00	0.00	729.00	.50	4878.00	10.00	4888.00	10.96	6400.00	11.00	6411.00	6.15
18	MIZORAM
19	NAGALAND	1366.00	0.00	1366.00	.84	1550.00	46.00	1596.00	2.16	1900.00	739.00	2639.00	3.98
20	ORISSA	0.00	7524.00	7524.00	2.86	21370.00	7524.00	28894.00	11.95	105000.00	6200.00	111200.00	25.58
21	PUNJAB	0.00	102057.00	102057.00	30.31	0.00	127746.00	127746.00	33.51	0.00	150137.00	150137.00	32.06
22	RAJASTHAN	0.00	0.00	0.00	.00	1001.00	0.00	1001.00	.24	4.00	0.00	4.00	.00
23	SIKKIM
24	TAMIL NADU	0.00	91083.00	91083.00	5.43	38000.00	82312.00	120312.00	6.04	28000.00	76172.00	104172.00	5.15
25	TRIPURA	1165.00	1906.00	3071.00	8.04	1245.00	2615.00	3860.00	19.14	1280.00	2910.00	4190.00	9.99
26	UTTARAKHAND	108442.00	12074.00	120516.00	24.16	172600.00	9719.00	182319.00	32.36	48400.00	10869.00	59269.00	9.56
27	UTTAR PRADESH	0.00	18435.00	18435.00	2.47	0.00	18813.00	18813.00	1.29	0.00	21016.00	21016.00	1.17
28	WEST BENGAL	707362.00	27310.00	734672.00	52.84	1392525.00	31592.00	1424117.00	64.18	888400.00	32800.00	921200.00	52.44
TOTAL STATES		2554304.00	364164.00	2918468.00	14.40	3383902.00	419707.00	3803609.00	15.49	2576929.00	417446.00	2994375.00	11.34
29	A. & N. ISLANDS	31695.00	0.00	31695.00	49.23	24000.00	0.00	24000.00	37.91	10700.00	0.00	10700.00	19.89
30	CHANDIGARH
31	DADRA & NAGAR HAVELI
32	DAMAN & DIU	1006.00	0.00	1006.00	5.52	1400.00	0.00	1400.00	6.17	1400.00	0.00	1400.00	7.00
33	DELHI	12372.00	0.00	12372.00	2.08	15650.00	0.00	15650.00	1.97	134000.00	0.00	134000.00	8.93
34	LAKSHADWEEP
35	PUDUCHERRY	71400.00	0.00	71400.00	41.33	52500.00	0.00	52500.00	31.35	36052.00	0.00	36052.00	21.03
TOTAL U.T.		116473.00	0.00	116473.00	10.94	93550.00	0.00	93550.00	7.26	182152.00	0.00	182152.00	9.15
TOTAL (STATE & UTs)		2670777.00	364164.00	3034941.00	14.23	3477452.00	419707.00	3897159.00	15.08	2759081.00	417446.00	3176527.00	11.19

..NICNET..

STATEMENT NO. (17): PLAN & NON-PLAN BUDGETED EXPENDITURE ON PHYSICAL EDUCATION

ACCOUNT: REVENUE ACCOUNT
PROGRAM: TOTAL EXPENDITURE

(RUPEES IN THOUSANDS)

SL. NO.	STATE/UNION TERRITORY	2005-06 (ACTUALS)				2006-07 (R.E.)				2007-08 (B.E.)			
		PLAN	NON-PLAN	TOTAL	% AGE TO TOTAL EXP. ON EDUCATION	PLAN	NON-PLAN	TOTAL	% AGE TO TOTAL EXP. ON EDUCATION	PLAN	NON-PLAN	TOTAL	% AGE TO TOTAL EXP. ON EDUCATION
1	ANDHRA PRADESH	0.00	12526.00	12526.00	.02	929.00	14409.00	15338.00	.03	950.00	16817.00	17767.00	.03
2	ARUNACHAL PRADESH	3947.00	4521.00	8468.00	.42	18059.00	7997.00	26056.00	1.21	25000.00	9032.00	34032.00	1.65
3	ASSAM	1566.00	59299.00	60865.00	.25	1200.00	69563.00	70763.00	.20	0.00	76252.00	76252.00	.22
4	BIHAR	0.00	10408.00	10408.00	.02	0.00	26695.00	26695.00	.05	0.00	22468.00	22468.00	.05
5	CHHATTISGARH	0.00	2217.00	2217.00	.02	0.00	3822.00	3822.00	.02	0.00	4587.00	4587.00	.03
6	GOA	0.00	0.00	0.00	.00	0.00	0.00	0.00	.00	24200.00	28750.00	52950.00	1.56
7	GUJARAT	13264.00	0.00	13264.00	.03	12000.00	0.00	12000.00	.03	13930.00	0.00	13930.00	.03
8	HARYANA
9	HIMACHAL PRADESH	0.00	1891.00	1891.00	.02	0.00	2048.00	2048.00	.02	0.00	2117.00	2117.00	.01
10	JAMMU & KASHMIR	0.00	0.00	0.00	.00	0.00	60900.00	60900.00	.53	0.00	63300.00	63300.00	.51
11	JHARKHAND	0.00	2579.00	2579.00	.02	0.00	4275.00	4275.00	.02	0.00	3846.00	3846.00	.02
12	KARNATAKA	0.00	1236.00	1236.00	.00	0.00	1497.00	1497.00	.00	0.00	1695.00	1695.00	.00
13	KERALA	0.00	3078.00	3078.00	.01	1000.00	4785.00	5785.00	.01	1200.00	5883.00	7083.00	.01
14	MADHYA PRADESH	0.00	4377.00	4377.00	.02	0.00	5682.00	5682.00	.02	0.00	6207.00	6207.00	.02
15	MAHARASHTRA	0.00	44637.00	44637.00	.04	0.00	53315.00	53315.00	.04	0.00	44264.00	44264.00	.04
16	MANIPUR	599.00	27877.00	28476.00	.74	600.00	13929.00	14529.00	.44	600.00	15477.00	16077.00	.47
17	MEGHALAYA	0.00	0.00	0.00	.00	50.00	41.00	91.00	.00	50.00	46.00	96.00	.00
18	MIZORAM
19	NAGALAND
20	ORISSA	3455.00	13599.00	17054.00	.07	4132.00	29604.00	33736.00	.14	4493.00	6001.00	10494.00	.04
21	PUNJAB	9389.00	0.00	9389.00	.04	10459.00	0.00	10459.00	.04	11228.00	0.00	11228.00	.04
22	RAJASTHAN	5522.00	17991.00	23513.00	.05	3510.00	19104.00	22614.00	.05	2400.00	20823.00	23223.00	.04
23	SIKKIM
24	TAMIL NADU	5000.00	9887.00	14887.00	.03	18627.00	11277.00	29904.00	.04	38627.00	15412.00	54039.00	.07
25	TRIPURA	2068.00	124514.00	126582.00	2.94	3695.00	143300.00	146995.00	3.09	5466.00	157945.00	163411.00	2.92
26	UTTARAKHAND
27	UTTAR PRADESH	0.00	0.00	0.00	.00	500.00	0.00	500.00	.00	500.00	0.00	500.00	.00
28	WEST BENGAL	14417.00	22124.00	36541.00	.07	19055.00	26722.00	45777.00	.07	19000.00	28273.00	47273.00	.08
	TOTAL STATES	59227.00	362761.00	421988.00	.06	93816.00	498965.00	592781.00	.07	147644.00	529195.00	676839.00	.07
29	A. & N. ISLANDS
30	CHANDIGARH	18320.00	20545.00	38865.00	2.26	23100.00	24878.00	47978.00	2.58	46200.00	25667.00	71867.00	3.64
31	DADRA & NAGAR HAVELI
32	DAMAN & DIU
33	DELHI	3162.00	431.00	3593.00	.02	3500.00	505.00	4005.00	.02	2500.00	1157.00	3657.00	.02
34	LAKSHADWEEP
35	PUDUCHERRY	668.00	4087.00	4755.00	.26	2667.00	4461.00	7128.00	.34	2667.00	4556.00	7223.00	.33
	TOTAL U.T.	22150.00	25063.00	47213.00	.23	29267.00	29844.00	59111.00	.25	51367.00	31380.00	82747.00	.30
	TOTAL (STATE & UTs)	81377.00	387824.00	469201.00	.06	123083.00	528809.00	651892.00	.07	199011.00	560575.00	759586.00	.08
	CENTRE TOTAL	...	6500.00	6500.00	.0000	.0000	.00
	GRAND TOTAL	81377.00	394324.00	475701.00	.05	123083.00	528809.00	651892.00	.06	199011.00	560575.00	759586.00	.06

..NICNET..

STATEMENT NO. (18): PLAN & NON-PLAN BUDGETED EXPENDITURE ON PHYSICAL EDUCATION (Sub-head wise)

ACCOUNT: REVENUE ACCOUNT
PROGRAM: PHYSICAL EDUCATION

(RUPEES IN THOUSANDS)

SL. NO.	STATE/UNION TERRITORY	2005-06 (ACTUALS)				2006-07 (R.E.)				2007-08 (B.E.)			
		PLAN	NON-PLAN	TOTAL	% AGE TO TOTAL EXP. ON PHY. EDU.	PLAN	NON-PLAN	TOTAL	% AGE TO TOTAL EXP. ON PHY. EDU.	PLAN	NON-PLAN	TOTAL	% AGE TO TOTAL EXP. ON PHY. EDU.
1	ANDHRA PRADESH	0.00	12526.00	12526.00	100.00	929.00	14409.00	15338.00	100.00	950.00	16817.00	17767.00	100.00
2	ARUNACHAL PRADESH	3947.00	4521.00	8468.00	100.00	18059.00	7997.00	26056.00	100.00	25000.00	9032.00	34032.00	100.00
3	ASSAM	1566.00	59299.00	60865.00	100.00	1200.00	69563.00	70763.00	100.00	0.00	76252.00	76252.00	100.00
4	BIHAR	0.00	10408.00	10408.00	100.00	0.00	26695.00	26695.00	100.00	0.00	22468.00	22468.00	100.00
5	CHHATTISGARH	0.00	2217.00	2217.00	100.00	0.00	3822.00	3822.00	100.00	0.00	4587.00	4587.00	100.00
6	GOA	0.00	0.00	0.00	0.00	0.00	0.00	0.00	0.00	24200.00	28750.00	52950.00	100.00
7	GUJARAT	13264.00	0.00	13264.00	100.00	12000.00	0.00	12000.00	100.00	13930.00	0.00	13930.00	100.00
8	HARYANA
9	HIMACHAL PRADESH	0.00	1891.00	1891.00	100.00	0.00	2048.00	2048.00	100.00	0.00	2117.00	2117.00	100.00
10	JAMMU & KASHMIR	0.00	0.00	0.00	0.00	0.00	60900.00	60900.00	100.00	0.00	63300.00	63300.00	100.00
11	JHARKHAND	0.00	2579.00	2579.00	100.00	0.00	4275.00	4275.00	100.00	0.00	3846.00	3846.00	100.00
12	KARNATAKA	0.00	1236.00	1236.00	100.00	0.00	1497.00	1497.00	100.00	0.00	1695.00	1695.00	100.00
13	KERALA	0.00	3078.00	3078.00	100.00	1000.00	4785.00	5785.00	100.00	1200.00	5883.00	7083.00	100.00
14	MADHYA PRADESH	0.00	4377.00	4377.00	100.00	0.00	5682.00	5682.00	100.00	0.00	6207.00	6207.00	100.00
15	MAHARASHTRA	0.00	44637.00	44637.00	100.00	0.00	53315.00	53315.00	100.00	0.00	44264.00	44264.00	100.00
16	MANIPUR	599.00	27877.00	28476.00	100.00	600.00	13929.00	14529.00	100.00	600.00	15477.00	16077.00	100.00
17	MEGHALAYA	0.00	0.00	0.00	0.00	50.00	41.00	91.00	100.00	50.00	46.00	96.00	100.00
18	MIZORAM
19	NAGALAND
20	ORISSA	3455.00	13599.00	17054.00	100.00	4132.00	29604.00	33736.00	100.00	4493.00	6001.00	10494.00	100.00
21	PUNJAB	9389.00	0.00	9389.00	100.00	10459.00	0.00	10459.00	100.00	11228.00	0.00	11228.00	100.00
22	RAJASTHAN	5522.00	17991.00	23513.00	100.00	3510.00	19104.00	22614.00	100.00	2400.00	20823.00	23223.00	100.00
23	SIKKIM
24	TAMIL NADU	5000.00	9887.00	14887.00	100.00	18627.00	11277.00	29904.00	100.00	38627.00	15412.00	54039.00	100.00
25	TRIPURA	2068.00	124514.00	126582.00	100.00	3695.00	143300.00	146995.00	100.00	5466.00	157945.00	163411.00	100.00
26	UTTARAKHAND
27	UTTAR PRADESH	0.00	0.00	0.00	0.00	500.00	0.00	500.00	100.00	500.00	0.00	500.00	100.00
28	WEST BENGAL	14417.00	22124.00	36541.00	100.00	19055.00	26722.00	45777.00	100.00	19000.00	28273.00	47273.00	100.00
TOTAL STATES		59227.00	362761.00	421988.00	100.00	93816.00	498965.00	592781.00	100.00	147644.00	529195.00	676839.00	100.00
29	A. & N. ISLANDS
30	CHANDIGARH	18320.00	20545.00	38865.00	100.00	23100.00	24878.00	47978.00	100.00	46200.00	25667.00	71867.00	100.00
31	DADRA & NAGAR HAVELI
32	DAMAN & DIU
33	DELHI	3162.00	431.00	3593.00	100.00	3500.00	505.00	4005.00	100.00	2500.00	1157.00	3657.00	100.00
34	LAKSHADWEEP
35	PUDUCHERRY	668.00	4087.00	4755.00	100.00	2667.00	4461.00	7128.00	100.00	2667.00	4556.00	7223.00	100.00
TOTAL U.T.		22150.00	25063.00	47213.00	100.00	29267.00	29844.00	59111.00	100.00	51367.00	31380.00	82747.00	100.00
TOTAL (STATE & UTs)		81377.00	387824.00	469201.00	100.00	123083.00	528809.00	651892.00	100.00	199011.00	560575.00	759586.00	100.00

..NICNET..

STATEMENT NO. (19) : PLAN & NON-PLAN BUDGETED EXPENDITURE ON GENERAL

ACCOUNT: REVENUE ACCOUNT
PROGRAM: TOTAL EXPENDITURE

(RUPEES IN THOUSANDS)

SL. NO.	STATE/UNION TERRITORY	2005-06 (ACTUALS)				2006-07 (R.E.)				2007-08 (B.E.)			
		PLAN	NON-PLAN	TOTAL	% AGE TO TOTAL EXP. ON EDUCATION	PLAN	NON-PLAN	TOTAL	% AGE TO TOTAL EXP. ON EDUCATION	PLAN	NON-PLAN	TOTAL	% AGE TO TOTAL EXP. ON EDUCATION
1	ANDHRA PRADESH	58907.00	341083.00	399990.00	.79	123657.00	429017.00	552674.00	.94	141016.00	482355.00	623371.00	.93
2	ARUNACHAL PRADESH	7755.00	12479.00	20234.00	1.00	10984.00	14037.00	25021.00	1.16	13000.00	15688.00	28688.00	1.39
3	ASSAM	17832.00	157930.00	175762.00	.72	3100.00	179977.00	183077.00	.53	4900.00	268544.00	273444.00	.79
4	BIHAR	4050.00	70345.00	74395.00	.17	25203.00	101240.00	126443.00	.25	16650.00	94249.00	110899.00	.23
5	CHHATTISGARH	3909.00	16336.00	20245.00	.17	258355.00	24590.00	282945.00	1.76	246759.00	21674.00	268433.00	1.51
6	GOA	3244.00	26749.00	29993.00	1.02	5300.00	28730.00	34030.00	.94	4501.00	30272.00	34773.00	1.02
7	GUJARAT	446226.00	489173.00	935399.00	2.31	693820.00	443278.00	1137098.00	2.63	809444.00	462142.00	1271586.00	2.76
8	HARYANA	972.00	126486.00	127458.00	.69	10000.00	136608.00	146608.00	.69	5000.00	151454.00	156454.00	.62
9	HIMACHAL PRADESH	2380.00	40724.00	43104.00	.37	4400.00	45612.00	50012.00	.40	4500.00	47440.00	51940.00	.35
10	JAMMU & KASHMIR	0.00	23895.00	23895.00	.35	7144.00	30557.00	37701.00	.33	9730.00	34489.00	44219.00	.36
11	JHARKHAND
12	KARNATAKA	740867.00	28490.00	769357.00	1.62	1007444.00	31401.00	1038845.00	1.83	1611180.00	33805.00	1644985.00	2.44
13	KERALA	297712.00	41601.00	339313.00	1.01	286300.00	61519.00	347819.00	.73	84900.00	67663.00	152563.00	.25
14	MADHYA PRADESH	130909.00	64985.00	195894.00	.69	105100.00	67001.00	172101.00	.50	110000.00	77079.00	187079.00	.47
15	MAHARASHTRA	215470.00	517153.00	732623.00	.69	311575.00	499446.00	811021.00	.66	407143.00	476358.00	883501.00	.73
16	MANIPUR	13638.00	40440.00	54078.00	1.40	10480.00	38203.00	48683.00	1.47	4225.00	38334.00	42559.00	1.25
17	MEGHALAYA	17896.00	53387.00	71283.00	2.52	20660.00	79875.00	100535.00	3.30	35000.00	111724.00	146724.00	3.96
18	MIZORAM	13988.00	26477.00	40465.00	1.65	19670.00	25320.00	44990.00	1.73	29000.00	28930.00	57930.00	2.15
19	NAGALAND
20	ORISSA	905.00	12089.00	12994.00	.06	1200.00	15818.00	17018.00	.07	6200.00	17220.00	23420.00	.09
21	PUNJAB	0.00	125285.00	125285.00	.56	0.00	123847.00	123847.00	.50	0.00	134751.00	134751.00	.49
22	RAJASTHAN	8417.00	78452.00	86869.00	.19	13611.00	77714.00	91325.00	.19	10535.00	85305.00	95840.00	.18
23	SIKKIM	31013.00	24740.00	55753.00	3.04	32000.00	22379.00	54379.00	2.86	37900.00	21698.00	59598.00	2.94
24	TAMIL NADU	9990.00	3453064.00	3463054.00	7.07	11600.00	3500000.00	3511600.00	5.22	11600.00	3000000.00	3011600.00	3.72
25	TRIPURA	0.00	97625.00	97625.00	2.27	0.00	42960.00	42960.00	.90	0.00	47123.00	47123.00	.84
26	UTTARAKHAND	289.00	53048.00	53337.00	.47	538.00	48798.00	49336.00	.39	2985.00	59970.00	62955.00	.43
27	UTTAR PRADESH	1011.00	91095.00	92106.00	.11	55718.00	118893.00	174611.00	.18	15853.00	150308.00	166161.00	.17
28	WEST BENGAL	21610.00	605606.00	627216.00	1.16	66957.00	623099.00	690056.00	1.11	106672.00	664234.00	770906.00	1.23
TOTAL STATES		2048990.00	6618737.00	8667727.00	1.16	3084816.00	6809919.00	9894735.00	1.11	3728693.00	6622809.00	10351502.00	1.07
29	A. & N. ISLANDS	19109.00	18695.00	37804.00	3.44	26459.00	20476.00	46935.00	3.72	26936.00	21107.00	48043.00	3.71
30	CHANDIGARH	584.00	13870.00	14454.00	.84	500.00	14340.00	14840.00	.80	100.00	14470.00	14570.00	.74
31	DADRA & NAGAR HAVELI	6290.00	5584.00	11874.00	5.40	6200.00	6000.00	12200.00	5.23	8100.00	6500.00	14600.00	5.93
32	DAMAN & DIU	5421.00	181.00	5602.00	3.00	8400.00	1500.00	9900.00	4.82	8000.00	1500.00	9500.00	4.64
33	DELHI	168032.00	187820.00	355852.00	2.31	206600.00	204273.00	410873.00	2.31	489000.00	267663.00	756663.00	3.48
34	LAKSHADWEEP	0.00	5966.00	5966.00	4.32	500.00	10062.00	10562.00	6.42	600.00	7150.00	7750.00	4.37
35	PUDUCHERRY	4125.00	27777.00	31902.00	1.74	6282.00	34978.00	41260.00	1.96	6229.00	35207.00	41436.00	1.87
TOTAL U. T.		203561.00	259893.00	463454.00	2.25	254941.00	291629.00	546570.00	2.32	538965.00	353597.00	892562.00	3.20
TOTAL (STATE & UTs)		2252551.00	6878630.00	9131181.00	1.19	3339757.00	7101548.00	10441305.00	1.14	4267658.00	6976406.00	11244064.00	1.13
CENTRE TOTAL		242920.00	527810.00	770730.00	.43	498900.00	603500.00	1102400.00	.45	420000.00	625900.00	1045900.00	.32
GRAND TOTAL		2495471.00	7406440.00	9901911.00	1.05	3838657.00	7705048.00	11543705.00	1.00	4687658.00	7602306.00	12289964.00	.93

..NICNET..

STATEMENT NO. (20): PLAN & NON-PLAN BUDGETED EXPENDITURE ON GENERAL (Sub-head wise)

ACCOUNT: REVENUE ACCOUNT
PROGRAM: DIRECTION & ADMINISTRATION

(RUPEES IN THOUSANDS)

SL. NO.	STATE/UNION TERRITORY	2005-06 (ACTUALS)				2006-07 (R.E.)				2007-08 (B.E.)			
		PLAN	NON-PLAN	TOTAL	% AGE TO TOTAL EXP. ON GENERAL	PLAN	NON-PLAN	TOTAL	% AGE TO TOTAL EXP. ON GENERAL	PLAN	NON-PLAN	TOTAL	% AGE TO TOTAL EXP. ON GENERAL
1	ANDHRA PRADESH	51593.00	299753.00	351346.00	87.84	103591.00	388109.00	491700.00	88.97	98426.00	436331.00	534757.00	85.78
2	ARUNACHAL PRADESH	7755.00	12479.00	20234.00	100.00	10984.00	14037.00	25021.00	100.00	9500.00	15688.00	25188.00	87.80
3	ASSAM	2955.00	20510.00	23465.00	13.35	850.00	98704.00	99554.00	54.38	2116.00	177863.00	179979.00	65.82
4	BIHAR	0.00	16105.00	16105.00	21.65	0.00	18954.00	18954.00	14.99	0.00	20920.00	20920.00	18.86
5	CHHATTISGARH	3500.00	14906.00	18406.00	90.92	16796.00	21590.00	38386.00	13.57	5200.00	19624.00	24824.00	9.25
6	COA	3244.00	26749.00	29993.00	100.00	5300.00	28605.00	33905.00	99.63	4501.00	30147.00	34648.00	99.64
7	GUJARAT	105620.00	160458.00	266078.00	28.45	101600.00	157395.00	258995.00	22.78	193144.00	163437.00	356581.00	28.04
8	HARYANA	972.00	126461.00	127433.00	99.98	10000.00	136583.00	146583.00	99.98	5000.00	151429.00	156429.00	99.98
9	HIMACHAL PRADESH
10	JAMMU & KASHMIR
11	JHARKHAND
12	KARNATAKA	0.00	2572.00	2572.00	.33	0.00	2929.00	2929.00	.28	0.00	3623.00	3623.00	.22
13	KERALA
14	MADHYA PRADESH	40007.00	51960.00	91967.00	46.95	97600.00	53448.00	151048.00	87.77	110000.00	57471.00	167471.00	89.52
15	MAHARASHTRA	0.00	195868.00	195868.00	26.74	2500.00	215981.00	218481.00	26.94	2500.00	192076.00	194576.00	22.02
16	MANIPUR	9776.00	20859.00	30635.00	56.65	7080.00	18630.00	25710.00	52.81	790.00	18630.00	19420.00	45.63
17	MEGHALAYA	0.00	0.00	0.00	.00	0.00	110.00	110.00	.11	0.00	131.00	131.00	.09
18	MIZORAM	3414.00	11863.00	15277.00	37.75	6090.00	10940.00	17030.00	37.85	7200.00	11530.00	18730.00	32.33
19	NAGALAND
20	ORISSA	0.00	9934.00	9934.00	76.45	0.00	12088.00	12088.00	71.03	0.00	12935.00	12935.00	55.23
21	PUNJAB	0.00	123922.00	123922.00	98.91	0.00	122607.00	122607.00	99.00	0.00	133511.00	133511.00	99.08
22	RAJASTHAN
23	SIKKIM	25025.00	24740.00	49765.00	89.26	24200.00	22379.00	46579.00	85.66	31400.00	21698.00	53098.00	89.09
24	TAMIL NADU
25	TRIPURA	0.00	97625.00	97625.00	100.00	0.00	42960.00	42960.00	100.00	0.00	47123.00	47123.00	100.00
26	UTTARAKHAND	0.00	0.00	0.00	.00	0.00	0.00	0.00	.00	667.00	0.00	667.00	1.06
27	UTTAR PRADESH	0.00	9946.00	9946.00	10.80	0.00	9990.00	9990.00	5.72	0.00	12442.00	12442.00	7.49
28	WEST BENGAL	341.00	460427.00	460768.00	73.46	2335.00	418634.00	420969.00	61.01	34500.00	451594.00	486094.00	63.05
TOTAL STATES		254202.00	1687137.00	1941339.00	22.40	388926.00	1794673.00	2183599.00	22.07	504944.00	1978203.00	2483147.00	23.99
29	A. & N. ISLANDS	4248.00	18377.00	22625.00	59.85	7963.00	20133.00	28096.00	59.86	7200.00	20733.00	27933.00	58.14
30	CHANDIGARH	584.00	13870.00	14454.00	100.00	500.00	14340.00	14840.00	100.00	100.00	14470.00	14570.00	100.00
31	DADRA & NAGAR HAVELI	4291.00	3585.00	7876.00	66.33	4700.00	4500.00	9200.00	75.41	5100.00	4500.00	9600.00	65.75
32	DAMAN & DIU
33	DELHI	0.00	60121.00	60121.00	16.89	0.00	71850.00	71850.00	17.49	0.00	89930.00	89930.00	11.89
34	LAKSHADWEEP
35	PUDUCHERRY	2221.00	21703.00	23924.00	74.99	2721.00	28372.00	31093.00	75.36	2721.00	28242.00	30963.00	74.72
TOTAL U.T.		11344.00	117656.00	129000.00	27.83	15884.00	139195.00	155079.00	28.37	15121.00	157875.00	172996.00	19.38
TOTAL (STATE & UTs)		265546.00	1804793.00	2070339.00	22.67	404810.00	1933868.00	2338678.00	22.40	520065.00	2136078.00	2656143.00	23.62

..NICNET..

STATEMENT NO. (20): PLAN & NON-PLAN BUDGETED EXPENDITURE ON GENERAL (Sub-head wise)

ACCOUNT: REVENUE ACCOUNT
PROGRAM: SCHOLARSHIPS

(RUPEES IN THOUSANDS)

SL. NO.	STATE/UNION TERRITORY	2005-06 (ACTUALS)				2006-07 (R.E.)				2007-08 (B.E.)			
		PLAN	NON-PLAN	TOTAL	% AGE TO TOTAL EXP. ON GENERAL	PLAN	NON-PLAN	TOTAL	% AGE TO TOTAL EXP. ON GENERAL	PLAN	NON-PLAN	TOTAL	% AGE TO TOTAL EXP. ON GENERAL
1	ANDHRA PRADESH
2	ARUNACHAL PRADESH
3	ASSAM
4	BIHAR
5	CHHATTISGARH	0.00	86.00	86.00	.42	0.00	400.00	400.00	.14	0.00	400.00	400.00	.15
6	GOA
7	GUJARAT	16257.00	7500.00	23757.00	2.54	17500.00	12725.00	30225.00	2.66	17000.00	10000.00	27000.00	2.12
8	HARYANA
9	HIMACHAL PRADESH	380.00	1979.00	2359.00	5.47	400.00	4469.00	4869.00	9.74	500.00	4469.00	4969.00	9.57
10	JAMMU & KASHMIR
11	JHARKHAND
12	KARNATAKA	0.00	21.00	21.00	.00	0.00	200.00	200.00	.02	0.00	208.00	208.00	.01
13	KERALA
14	MADHYA PRADESH	0.00	1115.00	1115.00	.57	0.00	1235.00	1235.00	.72	0.00	2235.00	2235.00	1.19
15	MAHARASHTRA	0.00	34681.00	34681.00	4.73	0.00	32079.00	32079.00	3.96	0.00	33683.00	33683.00	3.81
16	MANIPUR	0.00	0.00	0.00	.00	0.00	100.00	100.00	.21	0.00	100.00	100.00	.23
17	MEGHALAYA
18	MIZORAM
19	NAGALAND
20	ORISSA
21	PUNJAB	0.00	288.00	288.00	.23	0.00	165.00	165.00	.13	0.00	165.00	165.00	.12
22	RAJASTHAN
23	SIKKIM	5988.00	0.00	5988.00	10.74	7800.00	0.00	7800.00	14.34	6500.00	0.00	6500.00	10.91
24	TAMIL NADU	9990.00	0.00	9990.00	.29	11600.00	0.00	11600.00	.33	11600.00	0.00	11600.00	.39
25	TRIPURA
26	UTTARAKHAND
27	UTTAR PRADESH
28	WEST BENGAL	1463.00	7394.00	8857.00	1.41	1008.00	11330.00	12338.00	1.79	4558.00	11829.00	16387.00	2.13
TOTAL STATES		34078.00	53064.00	87142.00	1.01	38308.00	62703.00	101011.00	1.02	40158.00	63089.00	103247.00	1.00
29	A. & N. ISLANDS	0.00	195.00	195.00	.52	0.00	208.00	208.00	.44	0.00	238.00	238.00	.50
30	CHANDIGARH
31	DADRA & NAGAR HAVELI	1999.00	1999.00	3998.00	33.67	1500.00	1500.00	3000.00	24.59	3000.00	2000.00	5000.00	34.25
32	DAMAN & DIU	0.00	181.00	181.00	3.23	150.00	200.00	350.00	3.54	200.00	200.00	400.00	4.21
33	DELHI	96917.00	0.00	96917.00	27.24	102000.00	0.00	102000.00	24.83	110000.00	0.00	110000.00	14.54
34	LAKSHADWEEP
35	PUDUCHERRY	15.00	151.00	166.00	.52	54.00	157.00	211.00	.51	0.00	799.00	799.00	1.93
TOTAL U.T.		98931.00	2526.00	101457.00	21.89	103704.00	2065.00	105769.00	19.35	113200.00	3237.00	116437.00	13.05
TOTAL (STATE & UTs)		133009.00	55590.00	188599.00	2.07	142012.00	64768.00	206780.00	1.98	153358.00	66326.00	219684.00	1.95

. . NICNET . .

STATEMENT NO. (20): PLAN & NON-PLAN BUDGETED EXPENDITURE ON GENERAL (Sub-head wise)

ACCOUNT: REVENUE ACCOUNT
PROGRAM: RESEARCH

(RUPEES IN THOUSANDS)

SL. NO.	STATE/UNION TERRITORY	2005-06 (ACTUALS)				2006-07 (R.E.)				2007-08 (B.E.)			
		PLAN	NON-PLAN	TOTAL	% AGE TO TOTAL EXP. ON GENERAL	PLAN	NON-PLAN	TOTAL	% AGE TO TOTAL EXP. ON GENERAL	PLAN	NON-PLAN	TOTAL	% AGE TO TOTAL EXP. ON GENERAL
1	ANDHRA PRADESH
2	ARUNACHAL PRADESH
3	ASSAM	12994.00	0.00	12994.00	7.39	80.00	0.00	80.00	.04	100.00	0.00	100.00	.04
4	BIHAR	4050.00	53621.00	57671.00	77.52	25203.00	81609.00	106812.00	84.47	16650.00	72560.00	89210.00	80.44
5	CHHATTISGARH
6	GOA
7	GUJARAT
8	HARYANA
9	HIMACHAL PRADESH
10	JAMMU & KASHMIR	0.00	9838.00	9838.00	41.17	0.00	11627.00	11627.00	30.84	0.00	13480.00	13480.00	30.48
11	JHARKHAND
12	KARNATAKA
13	KERALA	7800.00	7082.00	14882.00	4.39	13500.00	19710.00	33210.00	9.55	36600.00	21681.00	58281.00	38.20
14	MADHYA PRADESH
15	MAHARASHTRA
16	MANIPUR	5.00	0.00	5.00	.01	5.00	0.00	5.00	.01	0.00	0.00	0.00	.00
17	MEGHALAYA
18	MIZORAM	2198.00	936.00	3134.00	7.74	3580.00	710.00	4290.00	9.54	4650.00	1070.00	5720.00	9.87
19	NAGALAND
20	ORISSA
21	PUNJAB
22	RAJASTHAN	377.00	31115.00	31492.00	36.25	1678.00	32220.00	33898.00	37.12	1650.00	35425.00	37075.00	38.68
23	SIKKIM
24	TAMIL NADU
25	TRIPURA
26	UTTARAKHAND	0.00	654.00	654.00	1.23	0.00	867.00	867.00	1.76	0.00	1096.00	1096.00	1.74
27	UTTAR PRADESH	0.00	12086.00	12086.00	13.12	0.00	11919.00	11919.00	6.83	0.00	14927.00	14927.00	8.98
28	WEST BENGAL	0.00	177.00	177.00	.03	0.00	296.00	296.00	.04	0.00	310.00	310.00	.04
TOTAL STATES		27424.00	115509.00	142933.00	1.65	44046.00	158958.00	203004.00	2.05	59650.00	160549.00	220199.00	2.13
29	A. & N. ISLANDS
30	CHANDIGARH
31	DADRA & NAGAR HAVELI
32	DAMAN & DIU
33	DELHI
34	LAKSHADWEEP
35	PUDUCHERRY	0.00	1056.00	1056.00	3.31	0.00	1113.00	1113.00	2.70	0.00	1104.00	1104.00	2.66
TOTAL U.T.		0.00	1056.00	1056.00	.23	0.00	1113.00	1113.00	.20	0.00	1104.00	1104.00	.12
TOTAL (STATE & UTs)		27424.00	116565.00	143989.00	1.58	44046.00	160071.00	204117.00	1.95	59650.00	161653.00	221303.00	1.97

. . . NICNET . . .

STATEMENT NO. (20): PLAN & NON-PLAN BUDGETED EXPENDITURE ON GENERAL (Sub-head wise)

ACCOUNT: REVENUE ACCOUNT
PROGRAM: TRAINING

(RUPEES IN THOUSANDS)

SL. NO.	STATE/UNION TERRITORY	2005-06 (ACTUALS)				2006-07 (R.E.)				2007-08 (B.E.)			
		PLAN	NON-PLAN	TOTAL	% AGE TO TOTAL EXP. ON GENERAL	PLAN	NON-PLAN	TOTAL	% AGE TO TOTAL EXP. ON GENERAL	PLAN	NON-PLAN	TOTAL	% AGE TO TOTAL EXP. ON GENERAL
1	ANDHRA PRADESH	4905.00	16559.00	21464.00	5.37	6309.00	19502.00	25811.00	4.67	24880.00	21980.00	46860.00	7.52
2	ARUNACHAL PRADESH
3	ASSAM	1883.00	74821.00	76704.00	43.64	2170.00	74596.00	76766.00	41.93	2684.00	86947.00	89631.00	32.78
4	BIHAR
5	CHHATTISGARH
6	GOA
7	GUJARAT	0.00	117999.00	117999.00	12.61	0.00	127400.00	127400.00	11.20	0.00	141000.00	141000.00	11.09
8	HARYANA
9	HIMACHAL PRADESH
10	JAMMU & KASHMIR	0.00	14057.00	14057.00	58.83	7144.00	18930.00	26074.00	69.16	9730.00	21009.00	30739.00	69.52
11	JHARKHAND
12	KARNATAKA
13	KERALA	30964.00	34415.00	65379.00	19.27	2000.00	34279.00	36279.00	10.43	4000.00	38384.00	42384.00	27.78
14	MADHYA PRADESH
15	MAHARASHTRA	92712.00	97396.00	190108.00	25.95	206294.00	62736.00	269030.00	33.17	307864.00	61991.00	369855.00	41.86
16	MANIPUR	2852.00	16718.00	19570.00	36.19	2385.00	17079.00	19464.00	39.98	2725.00	17210.00	19935.00	46.84
17	MEGHALAYA	14876.00	39987.00	54863.00	76.97	17330.00	64631.00	81961.00	81.52	27000.00	67950.00	94950.00	64.71
18	MIZORAM
19	NAGALAND
20	ORISSA	905.00	1100.00	2005.00	15.43	1200.00	1392.00	2592.00	15.23	1200.00	1560.00	2760.00	11.78
21	PUNJAB
22	RAJASTHAN	2708.00	43265.00	45973.00	52.92	2000.00	41500.00	43500.00	47.63	0.00	45370.00	45370.00	47.34
23	SIKKIM
24	TAMIL NADU
25	TRIPURA
26	UTTARAKHAND	0.00	4898.00	4898.00	9.18	0.00	5676.00	5676.00	11.50	0.00	7133.00	7133.00	11.33
27	UTTAR PRADESH	232.00	65508.00	65740.00	71.37	8917.00	62299.00	71216.00	40.79	9952.00	73062.00	83014.00	49.96
28	WEST BENGAL
TOTAL STATES		152037.00	526723.00	678760.00	7.83	255749.00	530020.00	785769.00	7.94	390035.00	583596.00	973631.00	9.41
29	A. & N. ISLANDS
30	CHANDIGARH
31	DADRA & NAGAR HAVELI
32	DAMAN & DIU
33	DELHI	0.00	254.00	254.00	.07	0.00	250.00	250.00	.06	0.00	1154.00	1154.00	.15
34	LAKSHADWEEP
35	PUDUCHERRY	0.00	0.00	0.00	.00	0.00	0.00	0.00	.00	1.00	0.00	1.00	.00
TOTAL U.T.		0.00	254.00	254.00	.05	0.00	250.00	250.00	.05	1.00	1154.00	1155.00	.13
TOTAL (STATE & UTs)		152037.00	526977.00	679014.00	7.44	255749.00	530270.00	786019.00	7.53	390036.00	584750.00	974786.00	8.67

..NICNET..

STATEMENT NO. (20): PLAN & NON-PLAN BUDGETED EXPENDITURE ON GENERAL (Sub-head wise)

SL. NO.	STATE/UNION TERRITORY	2005-06 (ACTUALS)				2006-07 (R. E.)				2007-08 (B. E.)			
		PLAN	NON-PLAN	TOTAL	% AGE TO TOTAL EXP. ON GENERAL	PLAN	NON-PLAN	TOTAL	% AGE TO TOTAL EXP. ON GENERAL	PLAN	NON-PLAN	TOTAL	% AGE TO TOTAL EXP. ON GENERAL
1	ANDHRA PRADESH	2409.00	24771.00	27180.00	6.80	13757.00	21406.00	35163.00	6.36	17710.00	24044.00	41754.00	6.70
2	ARUNACHAL PRADESH	0.00	0.00	0.00	.00	0.00	0.00	0.00	.00	3500.00	0.00	3500.00	12.20
3	ASSAM	0.00	62599.00	62599.00	35.62	0.00	6677.00	6677.00	3.65	0.00	3734.00	3734.00	1.37
4	BIHAR	0.00	619.00	619.00	.83	0.00	677.00	677.00	.54	0.00	769.00	769.00	.69
5	CHHATTISGARH	409.00	1344.00	1753.00	8.66	241559.00	2600.00	244159.00	86.29	241559.00	1650.00	243209.00	90.60
6	GOA	0.00	0.00	0.00	.00	0.00	125.00	125.00	.37	0.00	125.00	125.00	.36
7	GUJARAT	324349.00	203216.00	527565.00	56.40	574720.00	145758.00	720478.00	63.36	599300.00	147705.00	747005.00	58.75
8	HARYANA	0.00	25.00	25.00	.02	0.00	25.00	25.00	.02	0.00	25.00	25.00	.02
9	HIMACHAL PRADESH	2000.00	38745.00	40745.00	94.53	4000.00	41143.00	45143.00	90.26	4000.00	42971.00	46971.00	90.43
10	JAMMU & KASHMIR
11	JHARKHAND
12	KARNATAKA	740867.00	25897.00	766764.00	99.66	1007444.00	28272.00	1035716.00	99.70	1611180.00	29974.00	1641154.00	99.77
13	KERALA	258948.00	104.00	259052.00	76.35	270800.00	7530.00	278330.00	80.02	44300.00	7598.00	51898.00	34.02
14	MADHYA PRADESH	90902.00	11910.00	102812.00	52.48	7500.00	12318.00	19818.00	11.52	0.00	17373.00	17373.00	9.29
15	MAHARASHTRA	122758.00	189208.00	311966.00	42.58	102781.00	188650.00	291431.00	35.93	96779.00	188608.00	285387.00	32.30
16	MANIPUR	1005.00	2863.00	3868.00	7.15	1010.00	2394.00	3404.00	6.99	710.00	2394.00	3104.00	7.29
17	MEGHALAYA	3020.00	13400.00	16420.00	23.03	3330.00	15134.00	18464.00	18.37	8000.00	43643.00	51643.00	35.20
18	MIZORAM	8376.00	13678.00	22054.00	54.50	10000.00	13670.00	23670.00	52.61	17150.00	16330.00	33480.00	57.79
19	NAGALAND
20	ORISSA	0.00	1055.00	1055.00	8.12	0.00	2338.00	2338.00	13.74	5000.00	2725.00	7725.00	32.98
21	PUNJAB	0.00	1075.00	1075.00	.86	0.00	1075.00	1075.00	.87	0.00	1075.00	1075.00	.80
22	RAJASTHAN	5332.00	4072.00	9404.00	10.83	9933.00	3994.00	13927.00	15.25	8885.00	4510.00	13395.00	13.98
23	SIKKIM
24	TAMIL NADU	0.00	3453064.00	3453064.00	99.71	0.00	3500000.00	3500000.00	99.67	0.00	3000000.00	3000000.00	99.61
25	TRIPURA
26	UTTARAKHAND	289.00	47496.00	47785.00	89.59	538.00	42255.00	42793.00	86.74	2318.00	51741.00	54059.00	85.87
27	UTTAR PRADESH	779.00	3555.00	4334.00	4.71	46801.00	34685.00	81486.00	46.67	5901.00	49877.00	55778.00	33.57
28	WEST BENGAL	19806.00	137608.00	157414.00	25.10	63614.00	192839.00	256453.00	37.16	67614.00	200501.00	268115.00	34.78
TOTAL STATES		1581249.00	4236304.00	5817553.00	67.12	2357787.00	4263565.00	6621352.00	66.92	2733906.00	3837372.00	6571278.00	63.48
29	A. & N. ISLANDS	14861.00	123.00	14984.00	39.64	18496.00	135.00	18631.00	39.70	19736.00	136.00	19872.00	41.36
30	CHANDIGARH
31	DADRA & NAGAR HAVELI
32	DAMAN & DIU	5421.00	0.00	5421.00	96.77	8250.00	1300.00	9550.00	96.46	7800.00	1300.00	9100.00	95.79
33	DELHI	71115.00	127445.00	198560.00	55.80	104600.00	132173.00	236773.00	57.63	379000.00	176579.00	555579.00	73.42
34	LAKSHADWEEP	0.00	5966.00	5966.00	100.00	500.00	10062.00	10562.00	100.00	600.00	7150.00	7750.00	100.00
35	PUDUCHERRY	1889.00	4867.00	6756.00	21.18	3507.00	5336.00	8843.00	21.43	3507.00	5062.00	8569.00	20.68
TOTAL U. T.		93286.00	138401.00	231687.00	49.99	135353.00	149006.00	284359.00	52.03	410643.00	190227.00	600870.00	67.32
TOTAL (STATE & UTs)		1674535.00	4374705.00	6049240.00	66.25	2493140.00	4412571.00	6905711.00	66.14	3144549.00	4027599.00	7172148.00	63.79

..NICNET..

STATEMENT NO. (21): PLAN & NON-PLAN BUDGETED EXPENDITURE ON LANGUAGE DEVELOPMENT

ACCOUNT: REVENUE ACCOUNT
PROGRAM: TOTAL EXPENDITURE

(RUPEES IN THOUSANDS)

SL. NO.	STATE/UNION TERRITORY	2005-06 (ACTUALS)				2006-07 (R.E.)				2007-08 (B.E.)			
		PLAN	NON-PLAN	TOTAL	% AGE TO TOTAL EXP. ON EDUCATION	PLAN	NON-PLAN	TOTAL	% AGE TO TOTAL EXP. ON EDUCATION	PLAN	NON-PLAN	TOTAL	% AGE TO TOTAL EXP. ON EDUCATION
1	ANDHRA PRADESH	100.00	147344.00	147444.00	.29	5150.00	181453.00	186603.00	.32	5665.00	192526.00	198191.00	.30
2	ARUNACHAL PRADESH
3	ASSAM	34120.00	161781.00	195901.00	.81	27750.00	256858.00	284608.00	.82	30000.00	289033.00	319033.00	.93
4	BIHAR	800.00	569902.00	570702.00	1.34	800.00	578699.00	579499.00	1.16	0.00	590586.00	590586.00	1.21
5	CHHATTISGARH	2500.00	3195.00	5695.00	.05	2500.00	5958.00	8458.00	.05	2500.00	7906.00	10406.00	.06
6	COA	10048.00	89.00	10137.00	.34	12800.00	200.00	13000.00	.36	10002.00	200.00	10202.00	.30
7	GUJARAT	5971.00	25821.00	31792.00	.08	9780.00	23021.00	32801.00	.08	13270.00	24095.00	37365.00	.08
8	HARYANA	13300.00	0.00	13300.00	.07	17000.00	0.00	17000.00	.08	19990.00	0.00	19990.00	.08
9	HIMACHAL PRADESH	5592.00	20755.00	26347.00	.23	10419.00	19580.00	29999.00	.24	12487.00	24443.00	36930.00	.25
10	JAMMU & KASHMIR
11	JHARKHAND	0.00	42201.00	42201.00	.27	0.00	41603.00	41603.00	.21	0.00	52701.00	52701.00	.26
12	KARNATAKA	1450.00	85982.00	87432.00	.18	33871.00	93312.00	127183.00	.22	35271.00	100132.00	135403.00	.20
13	KERALA	18033.00	145205.00	163238.00	.48	21580.00	168322.00	189902.00	.40	15600.00	221962.00	237562.00	.39
14	MADHYA PRADESH	3584.00	25367.00	28951.00	.10	0.00	35028.00	35028.00	.10	0.00	39445.00	39445.00	.10
15	MAHARASHTRA	0.00	450.00	450.00	.00	0.00	485.00	485.00	.00	0.00	488.00	488.00	.00
16	MANIPUR	984.00	1116.00	2100.00	.05	1410.00	1478.00	2888.00	.09	1260.00	1478.00	2738.00	.08
17	MEGHALAYA	335.00	0.00	335.00	.01	350.00	5.00	355.00	.01	800.00	8.00	808.00	.02
18	MIZORAM	15048.00	109435.00	124483.00	5.07	17965.00	111731.00	129696.00	5.00	19885.00	141455.00	161340.00	5.98
19	NAGALAND	7900.00	75891.00	83791.00	2.98	0.00	83453.00	83453.00	2.82	0.00	93483.00	93483.00	3.06
20	ORISSA	32046.00	52860.00	84906.00	.37	37589.00	75928.00	113517.00	.45	37712.00	82994.00	120706.00	.44
21	PUNJAB	4732.00	51621.00	56353.00	.25	19244.00	55157.00	74401.00	.30	41500.00	59705.00	101205.00	.37
22	RAJASTHAN	15447.00	434787.00	450234.00	.98	29550.00	461488.00	491038.00	1.03	17806.00	519266.00	537072.00	1.04
23	SIKKIM	2024.00	0.00	2024.00	.11	600.00	0.00	600.00	.03	600.00	0.00	600.00	.03
24	TAMIL NADU	4805.00	133284.00	138089.00	.28	18108.00	166087.00	184195.00	.27	15230.00	196264.00	211494.00	.26
25	TRIPURA	0.00	16552.00	16552.00	.38	31.00	10557.00	10588.00	.22	112.00	11353.00	11465.00	.20
26	UTTARAKHAND	0.00	31854.00	31854.00	.28	0.00	32577.00	32577.00	.26	0.00	34536.00	34536.00	.23
27	UTTAR PRADESH	600.00	13574.00	14174.00	.02	1782.00	20066.00	21848.00	.02	1782.00	18904.00	20686.00	.02
28	WEST BENGAL	47259.00	82191.00	129450.00	.24	78745.00	140093.00	218838.00	.35	60780.00	144313.00	205093.00	.33
TOTAL STATES		226678.00	2231257.00	2457935.00	.33	347024.00	2563139.00	2910163.00	.33	342252.00	2847276.00	3189528.00	.33
29	A. & N. ISLANDS	2883.00	0.00	2883.00	.26	2769.00	30.00	2799.00	.22	3400.00	30.00	3430.00	.26
30	CHANDIGARH	790.00	4137.00	4927.00	.29	1900.00	4610.00	6510.00	.35	3200.00	4818.00	8018.00	.41
31	DADRA & NAGAR HAVELI
32	DAMAN & DIU
33	DELHI	408.00	0.00	408.00	.00	0.00	0.00	0.00	.00	0.00	0.00	0.00	.00
34	LAKSHADWEEP
35	PUDUCHERRY	2107.00	0.00	2107.00	.11	5161.00	0.00	5161.00	.25	3106.00	0.00	3106.00	.14
TOTAL U.T.		6188.00	4137.00	10325.00	.05	9830.00	4640.00	14470.00	.06	9706.00	4848.00	14554.00	.05
TOTAL (STATE & UTs)		232866.00	2235394.00	2468260.00	.32	356854.00	2567779.00	2924633.00	.32	351958.00	2852124.00	3204082.00	.32
CENTRE TOTAL		1074554.00	385322.00	1459876.00	.82	1683500.00	408500.00	2092000.00	.86	1725000.00	428500.00	2153500.00	.67
GRAND TOTAL		1307420.00	2620716.00	3928136.00	.42	2040354.00	2976279.00	5016633.00	.43	2076958.00	3280624.00	5357582.00	.41

..NICNET..

STATEMENT NO. (22): PLAN & NON-PLAN BUDGETED EXPENDITURE ON LANGUAGE DEVELOPMENT (Sub-head wise)

ACCOUNT: REVENUE ACCOUNT
PROGRAM: PROMOTION OF MODERN INDIAN LANGUAGES & LITERATURE

(RUPEES IN THOUSANDS)

SL. NO.	STATE/UNION TERRITORY	2005-06 (ACTUALS)				2006-07 (R.E.)				2007-08 (B.E.)			
		PLAN	NON-PLAN	TOTAL	% AGE TO TOTAL EXP. ON LNG. DVL.	PLAN	NON-PLAN	TOTAL	% AGE TO TOTAL EXP. ON LNG. DVL.	PLAN	NON-PLAN	TOTAL	% AGE TO TOTAL EXP. ON LNG. DVL.
1	ANDHRA PRADESH	0.00	23302.00	23302.00	15.80	5000.00	29829.00	34829.00	18.66	5500.00	31644.00	37144.00	18.74
2	ARUNACHAL PRADESH
3	ASSAM
4	BIHAR	800.00	0.00	800.00	.14	800.00	0.00	800.00	.14	0.00	0.00	0.00	.00
5	CHHATTISGARH	2500.00	2505.00	5005.00	87.88	2500.00	4476.00	6976.00	82.48	2500.00	5706.00	8206.00	78.86
6	GOA
7	GUJARAT	5151.00	5551.00	10702.00	33.66	9150.00	6496.00	15646.00	47.70	9350.00	6096.00	15446.00	41.34
8	HARYANA	13300.00	0.00	13300.00	100.00	17000.00	0.00	17000.00	100.00	19990.00	0.00	19990.00	100.00
9	HIMACHAL PRADESH	0.00	2370.00	2370.00	9.00	0.00	2346.00	2346.00	7.82	0.00	2572.00	2572.00	6.96
10	JAMMU & KASHMIR
11	JHARKHAND
12	KARNATAKA	228.00	1917.00	2145.00	2.45	29771.00	2750.00	32521.00	25.57	29771.00	3209.00	32980.00	24.36
13	KERALA	16385.00	24284.00	40669.00	24.91	18500.00	26372.00	44872.00	23.63	12500.00	29597.00	42097.00	17.72
14	MADHYA PRADESH	0.00	611.00	611.00	2.11	0.00	715.00	715.00	2.04	0.00	715.00	715.00	1.81
15	MAHARASHTRA	0.00	18.00	18.00	4.00	0.00	18.00	18.00	3.71	0.00	18.00	18.00	3.69
16	MANIPUR	914.00	537.00	1451.00	69.10	1280.00	660.00	1940.00	67.17	1180.00	660.00	1840.00	67.20
17	MEGHALAYA	50.00	0.00	50.00	14.93	50.00	5.00	55.00	15.49	200.00	8.00	208.00	25.74
18	MIZORAM	15048.00	109435.00	124483.00	100.00	17965.00	111731.00	129696.00	100.00	19885.00	141455.00	161340.00	100.00
19	NAGALAND	7900.00	75891.00	83791.00	100.00	0.00	83453.00	83453.00	100.00	0.00	93483.00	93483.00	100.00
20	ORISSA	2836.00	11040.00	13876.00	16.34	3603.00	15836.00	19439.00	17.12	3787.00	17472.00	21259.00	17.61
21	PUNJAB	4732.00	0.00	4732.00	8.40	19244.00	0.00	19244.00	25.87	41500.00	0.00	41500.00	41.01
22	RAJASTHAN	5920.00	5574.00	11494.00	2.55	9350.00	5630.00	14980.00	3.05	9800.00	6050.00	15850.00	2.95
23	SIKKIM	300.00	0.00	300.00	14.82	300.00	0.00	300.00	50.00	300.00	0.00	300.00	50.00
24	TAMIL NADU	0.00	18063.00	18063.00	13.08	2.00	19948.00	19950.00	10.83	2.00	21489.00	21491.00	10.16
25	TRIPURA	0.00	7058.00	7058.00	42.64	31.00	1372.00	1403.00	13.25	102.00	1555.00	1657.00	14.45
26	UTTARAKHAND	0.00	246.00	246.00	.77	0.00	0.00	0.00	.00	0.00	300.00	300.00	.87
27	UTTAR PRADESH	200.00	12874.00	13074.00	92.24	1282.00	16666.00	17948.00	82.15	1282.00	18204.00	19486.00	94.20
28	WEST BENGAL	10520.00	9.00	10529.00	8.13	10475.00	50785.00	61260.00	27.99	13680.00	50786.00	64466.00	31.43
TOTAL STATES		86784.00	301285.00	388069.00	15.79	146303.00	379088.00	525391.00	18.05	171329.00	431019.00	602348.00	18.89
29	A. & N. ISLANDS	2883.00	0.00	2883.00	100.00	2769.00	30.00	2799.00	100.00	3400.00	30.00	3430.00	100.00
30	CHANDIGARH
31	DADRA & NAGAR HAVELI
32	DAMAN & DIU
33	DELHI
34	LAKSHADWEEP
35	PUDUCHERRY
TOTAL U. T.		2883.00	0.00	2883.00	27.92	2769.00	30.00	2799.00	19.34	3400.00	30.00	3430.00	23.57
TOTAL (STATE & UTs)		89667.00	301285.00	390952.00	15.84	149072.00	379118.00	528190.00	18.06	174729.00	431049.00	605778.00	18.91

..NICNET..

STATEMENT NO. (22): PLAN & NON-PLAN BUDGETED EXPENDITURE ON LANGUAGE DEVELOPMENT (Sub-head wise)

ACCOUNT: REVENUE ACCOUNT
PROGRAM: SANSKRIT EDUCATION

(RUPEES IN THOUSANDS)

SL. NO.	STATE/UNION TERRITORY	2005-06 (ACTUALS)				2006-07 (R.E.)				2007-08 (B.E.)			
		PLAN	NON-PLAN	TOTAL	% AGE TO TOTAL EXP. ON LNG. DVL.	PLAN	NON-PLAN	TOTAL	% AGE TO TOTAL EXP. ON LNG. DVL.	PLAN	NON-PLAN	TOTAL	% AGE TO TOTAL EXP. ON LNG. DVL.
1	ANDHRA PRADESH	0.00	124042.00	124042.00	84.13	0.00	151624.00	151624.00	81.25	0.00	160882.00	160882.00	81.18
2	ARUNACHAL PRADESH
3	ASSAM	1654.00	40549.00	42203.00	21.54	2250.00	61355.00	63605.00	22.35	2000.00	66820.00	68820.00	21.57
4	BIHAR	0.00	197419.00	197419.00	34.59	0.00	197631.00	197631.00	34.10	0.00	201616.00	201616.00	34.14
5	CHHATTISGARH	0.00	690.00	690.00	12.12	0.00	1482.00	1482.00	17.52	0.00	2200.00	2200.00	21.14
6	GOA	0.00	0.00	0.00	...	0.00	0.00	0.00	...	1.00	0.00	1.00	...
7	GUJARAT	820.00	20270.00	21090.00	66.34	630.00	16525.00	17155.00	52.30	3920.00	17999.00	21919.00	58.66
8	HARYANA
9	HIMACHAL PRADESH	0.00	9851.00	9851.00	37.39	4300.00	7396.00	11696.00	38.99	4300.00	11378.00	15678.00	42.45
10	JAMMU & KASHMIR
11	JHARKHAND	0.00	7701.00	7701.00	18.25	0.00	9166.00	9166.00	22.03	0.00	9486.00	9486.00	18.00
12	KARNATAKA	1222.00	84065.00	85287.00	97.55	4100.00	90562.00	94662.00	74.43	5500.00	96923.00	102423.00	75.64
13	KERALA	500.00	0.00	500.00	.31	1580.00	0.00	1580.00	.83	1600.00	0.00	1600.00	.67
14	MADHYA PRADESH	3584.00	24356.00	27940.00	96.51	0.00	33903.00	33903.00	96.79	0.00	38320.00	38320.00	97.15
15	MAHARASHTRA	0.00	432.00	432.00	96.00	0.00	467.00	467.00	96.29	0.00	470.00	470.00	96.31
16	MANIPUR	10.00	352.00	362.00	17.24	10.00	657.00	667.00	23.10	10.00	657.00	667.00	24.36
17	MEGHALAYA	285.00	0.00	285.00	85.07	100.00	0.00	100.00	28.17	100.00	0.00	100.00	12.38
18	MIZORAM
19	NAGALAND
20	ORISSA	24904.00	39629.00	64533.00	76.01	26055.00	57641.00	83696.00	73.73	20104.00	63071.00	83175.00	68.91
21	PUNJAB
22	RAJASTHAN	8875.00	413313.00	422188.00	93.77	19148.00	438123.00	457271.00	93.12	5685.00	492911.00	498596.00	92.84
23	SIKKIM	1724.00	0.00	1724.00	85.18	300.00	0.00	300.00	50.00	300.00	0.00	300.00	50.00
24	TAMIL NADU	0.00	12517.00	12517.00	9.06	0.00	18750.00	18750.00	10.18	0.00	23446.00	23446.00	11.09
25	TRIPURA	0.00	1044.00	1044.00	6.31	0.00	185.00	185.00	1.75	10.00	198.00	208.00	1.81
26	UTTARAKHAND	0.00	31608.00	31608.00	99.23	0.00	32577.00	32577.00	100.00	0.00	34236.00	34236.00	99.13
27	UTTAR PRADESH
28	WEST BENGAL	500.00	31297.00	31797.00	24.56	150.00	35369.00	35519.00	16.23	500.00	35963.00	36463.00	17.78
	TOTAL STATES	44078.00	1039135.00	1083213.00	44.07	58623.00	1153413.00	1212036.00	41.65	44030.00	1256576.00	1300606.00	40.78
29	A. & N. ISLANDS
30	CHANDIGARH
31	DADRA & NAGAR HAVELI
32	DAMAN & DIU
33	DELHI	408.00	0.00	408.00	100.00	0.00	0.00	0.00	.00	0.00	0.00	0.00	.00
34	LAKSHADWEEP
35	PUDUCHERRY
	TOTAL U. T.	408.00	0.00	408.00	3.95	0.00	0.00	0.00	.00	0.00	0.00	0.00	.00
	TOTAL (STATE & UTs)	44486.00	1039135.00	1083621.00	43.90	58623.00	1153413.00	1212036.00	41.44	44030.00	1256576.00	1300606.00	40.59

..NICNET..

STATEMENT NO. (22): PLAN & NON-PLAN BUDGETED EXPENDITURE ON LANGUAGE DEVELOPMENT (Sub-head wise)

ACCOUNT: REVENUE ACCOUNT
PROGRAM: DIRECTION & ADMINISTRATION

(RUPEES IN THOUSANDS)

SL. NO.	STATE/UNION TERRITORY	2005-06 (ACTUALS)				2006-07 (R.E.)				2007-08 (B.E.)			
		PLAN	NON-PLAN	TOTAL	% AGE TO TOTAL EXP. ON LNG. DVL.	PLAN	NON-PLAN	TOTAL	% AGE TO TOTAL EXP. ON LNG. DVL.	PLAN	NON-PLAN	TOTAL	% AGE TO TOTAL EXP. ON LNG. DVL.
1	ANDHRA PRADESH
2	ARUNACHAL PRADESH
3	ASSAM	0.00	200.00	200.00	.10	500.00	1862.00	2362.00	.83	3000.00	1793.00	4793.00	1.50
4	BIHAR
5	CHHATTISGARH
6	GOA
7	GUJARAT
8	HARYANA
9	HIMACHAL PRADESH	5487.00	8023.00	13510.00	51.28	6077.00	8123.00	14200.00	47.33	8145.00	8755.00	16900.00	45.76
10	JAMMU & KASHMIR
11	JHARKHAND
12	KARNATAKA
13	KERALA
14	MADHYA PRADESH
15	MAHARASHTRA
16	MANIPUR	10.00	227.00	237.00	11.29	10.00	161.00	171.00	5.92	10.00	161.00	171.00	6.25
17	MEGHALAYA	0.00	0.00	0.00	.00	200.00	0.00	200.00	56.34	500.00	0.00	500.00	61.88
18	MIZORAM
19	NAGALAND
20	ORISSA
21	PUNJAB	0.00	47283.00	47283.00	83.91	0.00	49665.00	49665.00	66.75	0.00	53859.00	53859.00	53.22
22	RAJASTHAN	0.00	3005.00	3005.00	.67	0.00	3330.00	3330.00	.68	0.00	3578.00	3578.00	.67
23	SIKKIM
24	TAMIL NADU	554.00	24805.00	25359.00	18.36	1430.00	33298.00	34728.00	18.85	550.00	39289.00	39839.00	18.84
25	TRIPURA
26	UTTARAKHAND
27	UTTAR PRADESH
28	WEST BENGAL
TOTAL STATES		6051.00	83543.00	89594.00	3.65	8217.00	96439.00	104656.00	3.60	12205.00	107435.00	119640.00	3.75
29	A. & N. ISLANDS
30	CHANDIGARH
31	DADRA & NAGAR HAVELI
32	DAMAN & DIU
33	DELHI
34	LAKSHADWEEP
35	PUDUCHERRY
TOTAL U. T.		0.00	0.00	0.00	.00	0.00	0.00	0.00	.00	0.00	0.00	0.00	.00
TOTAL (STATE & UTs)		6051.00	83543.00	89594.00	3.63	8217.00	96439.00	104656.00	3.58	12205.00	107435.00	119640.00	3.73

. . . NICNET . . .

STATEMENT NO. (22): PLAN & NON-PLAN BUDGETED EXPENDITURE ON LANGUAGE DEVELOPMENT (Sub-head wise)

ACCOUNT: REVENUE ACCOUNT
PROGRAM: OTHER LANGUAGE EDUCATION

(RUPEES IN THOUSANDS)

SL. NO.	STATE/UNION TERRITORY	2005-06 (ACTUALS)				2006-07 (R.E.)				2007-08 (B.E.)			
		PLAN	NON-PLAN	TOTAL	% AGE TO TOTAL EXP. ON LNG. DVL.	PLAN	NON-PLAN	TOTAL	% AGE TO TOTAL EXP. ON LNG. DVL.	PLAN	NON-PLAN	TOTAL	% AGE TO TOTAL EXP. ON LNG. DVL.
1	ANDHRA PRADESH
2	ARUNACHAL PRADESH
3	ASSAM
4	BIHAR
5	CHHATTISGARH
6	GOA
7	GUJARAT
8	HARYANA
9	HIMACHAL PRADESH
10	JAMMU & KASHMIR
11	JHARKHAND
12	KARNATAKA
13	KERALA
14	MADHYA PRADESH
15	MAHARASHTRA
16	MANIPUR
17	MEGHALAYA
18	MIZORAM
19	NAGALAND
20	ORISSA
21	PUNJAB
22	RAJASTHAN
23	SIKKIM
24	TAMIL NADU
25	TRIPURA
26	UTTARAKHAND
27	UTTAR PRADESH
28	WEST BENGAL
TOTAL STATES		0.00	0.00	0.00	.00	0.00	0.00	0.00	.00	0.00	0.00	0.00	.00
29	A. & N. ISLANDS
30	CHANDIGARH
31	DADRA & NAGAR HAVELI
32	DAMAN & DIU
33	DELHI
34	LAKSHADWEEP
35	PUDUCHERRY
TOTAL U.T.		0.00	0.00	0.00	.00	0.00	0.00	0.00	.00	0.00	0.00	0.00	.00
TOTAL (STATE & UTs)		0.00	.00	0.00	.00	0.00	.00

. . NICNET . .

STATEMENT NO. (22): PLAN & NON-PLAN BUDGETED EXPENDITURE ON LANGUAGE DEVELOPMENT (Sub-head wise)

ACCOUNT: REVENUE ACCOUNT
PROGRAM: OTHER EXPENDITURE

(RUPEES IN THOUSANDS)

SL. NO.	STATE/UNION TERRITORY	2005-06 (ACTUALS)				2006-07 (R.E.)				2007-08 (B.E.)			
		PLAN	NON-PLAN	TOTAL	% AGE TO TOTAL EXP. ON LNG. DVL.	PLAN	NON-PLAN	TOTAL	% AGE TO TOTAL EXP. ON LNG. DVL.	PLAN	NON-PLAN	TOTAL	% AGE TO TOTAL EXP. ON LNG. DVL.
1	ANDHRA PRADESH	100.00	0.00	100.00	.07	150.00	0.00	150.00	.08	165.00	0.00	165.00	.08
2	ARUNACHAL PRADESH
3	ASSAM	32466.00	121032.00	153498.00	78.35	25000.00	193641.00	218641.00	76.82	25000.00	220420.00	245420.00	76.93
4	BIHAR	0.00	372483.00	372483.00	65.27	0.00	381068.00	381068.00	65.76	0.00	388970.00	388970.00	65.86
5	CHHATTISGARH
6	COA	10048.00	89.00	10137.00	100.00	12800.00	200.00	13000.00	100.00	10001.00	200.00	10201.00	99.99
7	GUJARAT
8	HARYANA
9	HIMACHAL PRADESH	105.00	511.00	616.00	2.34	42.00	1715.00	1757.00	5.86	42.00	1738.00	1780.00	4.82
10	JAMMU & KASHMIR
11	JHARKHAND	0.00	34500.00	34500.00	81.75	0.00	32437.00	32437.00	77.97	0.00	43215.00	43215.00	82.00
12	KARNATAKA
13	KERALA	1148.00	120921.00	122069.00	74.78	1500.00	141950.00	143450.00	75.54	1500.00	192365.00	193865.00	81.61
14	MADHYA PRADESH	0.00	400.00	400.00	1.38	0.00	410.00	410.00	1.17	0.00	410.00	410.00	1.04
15	MAHARASHTRA
16	MANIPUR	50.00	0.00	50.00	2.38	110.00	0.00	110.00	3.81	60.00	0.00	60.00	2.19
17	MEGHALAYA
18	MIZORAM
19	NAGALAND
20	ORISSA	4306.00	2191.00	6497.00	7.65	7931.00	2451.00	10382.00	9.15	13821.00	2451.00	16272.00	13.48
21	PUNJAB	0.00	4338.00	4338.00	7.70	0.00	5492.00	5492.00	7.38	0.00	5846.00	5846.00	5.78
22	RAJASTHAN	652.00	12895.00	13547.00	3.01	1052.00	14405.00	15457.00	3.15	2321.00	16727.00	19048.00	3.55
23	SIKKIM
24	TAMIL NADU	4251.00	77899.00	82150.00	59.49	16676.00	94091.00	110767.00	60.14	14678.00	112040.00	126718.00	59.92
25	TRIPURA	0.00	8450.00	8450.00	51.05	0.00	9000.00	9000.00	85.00	0.00	9600.00	9600.00	83.73
26	UTTARAKHAND
27	UTTAR PRADESH	400.00	700.00	1100.00	7.76	500.00	3400.00	3900.00	17.85	500.00	700.00	1200.00	5.80
28	WEST BENGAL	36239.00	50885.00	87124.00	67.30	68120.00	53939.00	122059.00	55.78	46600.00	57564.00	104164.00	50.79
	TOTAL STATES	89765.00	807294.00	897059.00	36.50	133881.00	934199.00	1068080.00	36.70	114688.00	1052246.00	1166934.00	36.59
29	A. & N. ISLANDS
30	CHANDIGARH	790.00	4137.00	4927.00	100.00	1900.00	4610.00	6510.00	100.00	3200.00	4818.00	8018.00	100.00
31	DADRA & NAGAR HAVELI
32	DAMAN & DIU
33	DELHI
34	LAKSHADWEEP
35	PUDUCHERRY	2107.00	0.00	2107.00	100.00	5161.00	0.00	5161.00	100.00	3106.00	0.00	3106.00	100.00
	TOTAL U. T.	2897.00	4137.00	7034.00	68.13	7061.00	4610.00	11671.00	80.66	6306.00	4818.00	11124.00	76.43
	TOTAL (STATE & UTs)	92662.00	811431.00	904093.00	36.63	140942.00	938809.00	1079751.00	36.92	120994.00	1057064.00	1178058.00	36.77

..NICNET..

STATEMENT NO. (23): BUDGETED EXPENDITURE ON EDUCATION OF THE EDUCATION DEPARTMENTS ACCORDING TO HEADS OF CHARGES (REVENUE ACCOUNT) FOR 2005-06 (ACTUALS)

(RUPEES IN THOUSANDS)

STATE/ UNION TERRITORY	ELEMENTARY EDUCATION TOTAL	% AGE	SECONDARY EDUCATION TOTAL	% AGE	ADULT EDUCATION TOTAL	% AGE	UNIV. & HIGHER EDU. TOTAL	% AGE	TECHNICAL EDUCATION TOTAL	% AGE	PHYSICAL EDUCATION TOTAL	% AGE	GENERAL EDUCATION TOTAL	% AGE	LANGUAGE DEVELOPMENT TOTAL	% AGE	T O T A L
ANDHRA PRADESH	23601918.00	46.73	15364030.00	30.42	125745.00	.25	9248107.00	18.31	1606594.00	3.18	12526.00	.02	399990.00	.79	147444.00	.29	50506354.00
ARUNACHAL PRADESH	1307099.00	64.81	448180.00	22.22	32998.00	1.64	199932.00	9.91	.00	.00	8468.00	.42	20234.00	1.00	.00	.00	2016911.00
ASSAM	14204276.00	58.45	6536586.00	26.90	174887.00	.72	2720238.00	11.19	233728.00	.96	60865.00	.25	175762.00	.72	195901.00	.81	24302243.00
BIHAR	26745898.00	62.91	7060002.00	16.61	63520.00	.15	7651144.00	18.00	339359.00	.80	10408.00	.02	74395.00	.17	570702.00	1.34	42515428.00
CHHATTISGARH	7809599.00	65.76	2253558.00	18.98	6036.00	.05	1534665.00	12.92	243484.00	2.05	2217.00	.02	20245.00	.17	5695.00	.05	11875499.00
GOA	636729.00	21.65	1613528.00	54.87	6705.00	.23	448716.00	15.26	194707.00	6.62	.00	.00	29993.00	1.02	10137.00	.34	2940515.00
GUJARAT	22050550.00	54.43	12648754.00	31.23	37914.00	.09	3589685.00	8.86	1201000.00	2.96	13264.00	.03	935399.00	2.31	31792.00	.08	40508358.00
HARYANA	8572589.00	46.53	6855481.00	37.21	8427.00	.05	2113584.00	11.47	732269.00	3.97	.00	.00	127458.00	.69	13300.00	.07	18423108.00
HIMACHAL PRADESH	6191316.00	53.72	4432723.00	38.46	5748.00	.05	727201.00	6.31	96511.00	.84	1891.00	.02	43104.00	.37	26347.00	.23	11524841.00
JAMMU & KASHMIR	3313246.00	48.23	2760990.00	40.19	.00	.00	515866.00	7.51	255164.00	3.71	.00	.00	23895.00	.35	.00	.00	6869161.00
JHARKHAND	10799439.00	69.08	1832109.00	11.72	.00	.00	2063438.00	13.20	892587.00	5.71	2579.00	.02	.00	.00	42201.00	.77	15632353.00
KARNATAKA	26670905.00	56.27	13042645.00	27.52	46974.00	.10	5088354.00	10.74	1692476.00	3.57	1236.00	.00	769357.00	1.62	87432.00	.18	47399379.00
KERALA	13900763.00	41.23	12399286.00	36.78	5000.00	.01	5194324.00	15.41	1708533.00	5.07	3078.00	.01	339313.00	1.01	163238.00	.48	33713535.00
MADHYA PRADESH	19347276.00	68.43	4245454.00	15.02	.00	.00	3737943.00	13.22	714028.00	2.53	4377.00	.02	195894.00	.69	28951.00	.10	28273923.00
MAHARASHTRA	47737420.00	45.18	41550382.00	39.33	98468.00	.09	10939560.00	10.35	4546684.00	4.30	44637.00	.04	732623.00	.69	450.00	.00	105650224.00
MANIPUR	1772768.00	46.02	825389.00	21.43	31876.00	.83	1097839.00	28.50	39427.00	1.02	28476.00	.74	54078.00	1.40	.00	.05	3851953.00
MEGHALAYA	1551747.00	54.76	660319.00	23.30	17184.00	.61	387099.00	13.66	145642.00	5.14	.00	.00	71283.00	2.52	335.00	.01	2833609.00
MIZORAM	1380897.00	56.29	565202.00	23.08	16412.00	.67	241278.00	9.84	83298.00	3.40	.00	.00	40465.00	1.65	124483.00	5.07	2453035.00
NAGALAND	1639746.00	58.31	701162.00	24.94	6382.00	.23	217991.00	7.75	162822.00	5.79	.00	.00	.00	.00	83791.00	2.98	2811894.00
ORISSA	12576231.00	55.14	6398379.00	28.06	9941.00	.04	3443875.00	15.10	262797.00	1.15	17054.00	.07	12994.00	.06	84906.00	.37	22806177.00
PUNJAB	5352617.00	23.96	14175866.00	63.45	30051.00	.13	2255161.00	10.09	336754.00	1.51	9389.00	.04	125285.00	.56	56353.00	.25	22341476.00
RAJASTHAN	27513068.00	59.90	14445276.00	31.45	121740.00	.27	2885291.00	6.28	405665.00	.88	23513.00	.05	86869.00	.19	450234.00	.98	45931656.00
SIKKIM	875632.00	47.74	828661.00	45.17	.00	.00	48143.00	2.62	24126.00	1.32	.00	.00	55753.00	3.04	2024.00	.11	1834339.00
TAMIL NADU	20038853.00	40.91	18130658.00	37.01	59970.00	.12	5461419.00	11.15	1677270.00	3.42	14887.00	.03	3463054.00	7.07	138089.00	.28	48984200.00
TRIPURA	1837461.00	42.69	1738668.00	40.40	211438.00	4.91	237287.00	5.51	38220.00	.89	126582.00	2.94	97625.00	2.27	16552.00	.38	4303833.00
UTTARAKHAND	4999270.00	43.71	4912202.00	42.95	.00	.00	942798.00	8.24	498872.00	4.36	.00	.00	53337.00	.47	31854.00	.28	11438333.00
UTTAR PRADESH	47701249.00	59.44	25592438.00	31.89	.00	.00	6111139.00	7.61	745829.00	.93	.00	.00	92106.00	.11	14174.00	.02	80256935.00
WEST BENGAL	21054521.00	38.97	24401367.00	45.17	36072.00	.07	6348913.00	11.75	1390246.00	2.57	36541.00	.07	627216.00	1.16	129450.00	.24	54024326.00
TOTAL STATES	381183083.00	51.10	246420295.00	33.03	1153488.00	.15	85450990.00	11.45	20268092.00	2.72	421988.00	.06	8667727.00	1.16	2457935.00	.33	746023598.00
A. & N. ISLANDS	539240.00	49.11	377568.00	34.39	2369.00	.22	73714.00	6.71	64387.00	5.86	.00	.00	37804.00	3.44	2883.00	.26	1097965.00
CHANDIGARH	463057.00	26.92	341359.00	19.84	3270.00	.19	650339.00	37.80	204000.00	11.86	38865.00	2.26	14454.00	.84	4927.00	.29	1720271.00
DADRA & NAGAR HAVELI	151541.00	68.97	45534.00	20.72	284.00	.13	.00	.00	10492.00	4.78	.00	.00	11874.00	5.40	.00	.00	219725.00
DAMAN & DIU	80392.00	43.12	69719.00	37.39	440.00	.24	12068.00	6.47	18237.00	9.78	.00	.00	5602.00	3.00	.00	.00	186458.00
DELHI	1162131.00	7.55	12569461.00	81.69	363253.00	2.36	337196.00	2.19	594522.00	3.86	3593.00	.02	355852.00	2.31	408.00	.00	15386416.00
LAKSHADWEEP	6523.00	4.73	115208.00	83.51	.00	.00	10256.00	7.43	.00	.00	.00	.00	5966.00	4.32	.00	.00	137953.00
PUDUCHERRY	721745.00	39.37	611104.00	33.34	3921.00	.21	284712.00	15.53	172765.00	9.43	4755.00	.26	31902.00	1.74	2107.00	.11	1833011.00
TOTAL U.T.s	3124629.00	15.18	14129953.00	68.65	373537.00	1.81	1368285.00	6.65	1064403.00	5.17	47213.00	.23	463454.00	2.25	10325.00	.05	20581799.00
TOTAL (STATES & UTs)	384307712.00	50.13	260550248.00	33.99	1527025.00	.20	86819275.00	11.33	21332495.00	2.78	469201.00	.06	9131181.00	1.19	2468260.00	.32	766605397.00
TOTAL CENTRE	117512200.00	65.93	17496108.00	9.82	2434600.00	1.37	23314209.00	13.08	15237411.00	8.55	6500.00	.00	770730.00	.43	1459876.00	.82	178231634.00
GRAND TOTAL	501819912.00	53.11	278046356.00	29.43	3961625.00	.42	110133484.00	11.66	36569906.00	3.87	475701.00	.05	9901911.00	1.05	3928136.00	.42	944837031.00

STATEMENT NO. (23 A): BUDGETED EXPENDITURE ON EDUCATION ACCORDING TO HEADS OF CHARHES
(CAPITAL ACCOUNT) FOR 2005-06 (ACTUALS)

(RUPEES IN THOUSANDS)

STATE/ UNION TERRITORY	ELEMENTARY EDUCATION	SECONDARY EDUCATION	ADULT EDUCATION	UNIV. & HIGHER EDUCATION	TECHNICAL EDUCATION	PHYSICAL EDUCATION	GENERAL EDUCATION	LANGUAGE DEVELOPMENT	T O T A L
ANDHRA PRADESH	.00	26636.00	.00	302985.00	.00	.00	.00	.00	329621.00
ARUNACHAL PRADESH	43622.00	15500.00	.00	6271.00	134775.00	.00	117427.00	.00	317595.00
ASSAM	.00	11306.00	.00	2911.00	14709.00	.00	.00	.00	28926.00
BIHAR	9634.00	9259.00	.00	.00	241000.00	.00	.00	.00	259893.00
CHHATTISGARH	35821.00	236338.00	.00	177466.00	177483.00	.00	.00	.00	627108.00
GOA	8491.00	2468.00	.00	4198.00	10907.00	.00	30556.00	.00	56620.00
GUJARAT	49668.00	7301.00	.00	63702.00	65163.00	.00	.00	.00	185834.00
HARYANA	.00	11685.00	.00	183751.00	9430.00	.00	.00	.00	204866.00
HIMACHAL PRADESH	16998.00	132792.00	.00	97075.00	71500.00	.00	.00	.00	318365.00
JAMMU & KASHMIR	.00	.00	.00	.00	.00	.00	.00	.00	.00
JHARKHAND	.00	158355.00	.00	.00	149757.00	.00	189850.00	.00	497962.00
KARNATAKA	9823.00	65470.00	.00	83769.00	5260.00	.00	292050.00	.00	456372.00
KERALA	.00	2553.00	.00	82229.00	293326.00	.00	22032.00	.00	400140.00
MADHYA PRADESH	67077.00	144631.00	.00	79720.00	74100.00	.00	.00	.00	365528.00
MAHARASHTRA	.00	.00	.00	9993.00	69810.00	.00	1231.00	.00	81034.00
MANIPUR	.00	4890.00	34244.00	.00	5174.00	.00	8169.00	.00	52477.00
MEGHALAYA	3508.00	.00	.00	.00	.00	.00	.00	.00	3508.00
MIZORAM	.00	.00	.00	91620.00	40480.00	.00	.00	.00	132100.00
NAGALAND	1183.00	28858.00	.00	3767.00	.00	.00	6944.00	.00	40752.00
ORISSA	.00	.00	.00	.00	.00	.00	.00	.00	.00
PUNJAB	162023.00	.00	.00	70.00	4037.00	.00	.00	20000.00	186130.00
RAJASTHAN	134724.00	20639.00	.00	71303.00	148136.00	.00	.00	1674.00	376476.00
SIKKIM	52185.00	6913.00	.00	15878.00	94012.00	.00	.00	.00	168988.00
TAMIL NADU	6572.00	2071121.00	.00	20505.00	81881.00	.00	.00	.00	2180079.00
TRIPURA	199269.00	18552.00	.00	122263.00	71639.00	.00	30.00	.00	411753.00
UTTARAKHAND	.00	413246.00	.00	82227.00	66982.00	.00	.00	.00	562455.00
UTTAR PRADESH	95108.00	229798.00	.00	1478501.00	67629.00	.00	.00	.00	1871036.00
WEST BENGAL	3169.00	11090.00	.00	36317.00	26515.00	.00	49957.00	.00	127048.00
TOTAL STATES	898875.00	3629401.00	34244.00	3016521.00	1923705.00	.00	718246.00	21674.00	10242666.00
A. & N. ISLANDS	44277.00	41637.00	.00	11688.00	32865.00	.00	4988.00	.00	135455.00
CHANDIGARH	2863.00	15875.00	.00	8200.00	15634.00	.00	.00	.00	42572.00
DADRA & NAGAR HAVELI	.00	10000.00	.00	.00	10600.00	.00	.00	.00	20600.00
DAMAN & DIU	.00	.00	.00	.00	.00	.00	23700.00	.00	23700.00
DELHI	84522.00	313365.00	.00	61744.00	142982.00	.00	132708.00	.00	735521.00
LAKSHADWEEP	.00	16178.00	.00	7282.00	1000.00	.00	.00	.00	24460.00
PUDUCHERRY	39900.00	73692.00	.00	31918.00	.00	.00	45486.00	.00	190996.00
TOTAL U.T.s	171562.00	470947.00	.00	120832.00	203081.00	.00	206882.00	.00	1173304.00
TOTAL (STATES & UT)	1070437.00	4100348.00	34244.00	3137353.00	2126786.00	.00	925128.00	21674.00	11415970.00

..NICNET..

STATEMENT NO. (23 B): BUDGETED EXPENDITURE ON EDUCATION ACCORDING TO HEADS OF CHARHES
(LOAN AND ADVANCES ACCOUNT) FOR 2005-06 (ACTUALS)

(RUPEES IN THOUSANDS)

STATE/ UNION TERRITORY	ELEMENTARY EDUCATION	SECONDARY EDUCATION	ADULT EDUCATION	UNIV. & HIGHER EDUCATION	TECHNICAL EDUCATION	PHYSICAL EDUCATION	GENERAL EDUCATION	LANGUAGE DEVELOPMENT	T O T A L
ANDHRA PRADESH	.00	20000.00	.00	.00	.00	.00	.00	.00	20000.00
ARUNACHAL PRADESH	.00	.00	.00	.00	.00	.00	.00	.00	.00
ASSAM	.00	.00	.00	.00	.00	.00	.00	.00	.00
BIHAR	.00	.00	.00	.00	.00	.00	.00	.00	.00
CHHATTISGARH	200000.00	.00	.00	.00	.00	.00	.00	.00	200000.00
GOA	.00	.00	.00	12718.00	.00	.00	.00	.00	12718.00
GUJARAT	.00	.00	.00	.00	.00	.00	.00	.00	.00
HARYANA	.00	.00	.00	.00	.00	.00	.00	.00	.00
HIMACHAL PRADESH	.00	.00	.00	.00	.00	.00	.00	.00	.00
JAMMU & KASHMIR	.00	.00	.00	.00	.00	.00	.00	.00	.00
JHARKHAND	.00	.00	.00	.00	.00	.00	.00	.00	.00
KARNATAKA	.00	.00	.00	.00	.00	.00	.00	.00	.00
KERALA	.00	.00	.00	.00	.00	.00	.00	.00	.00
MADHYA PRADESH	.00	.00	.00	.00	59850.00	.00	.00	.00	59850.00
MAHARASHTRA	.00	.00	.00	.00	.00	.00	.00	.00	.00
MANIPUR	.00	.00	.00	.00	.00	.00	.00	.00	.00
MEGHALAYA	.00	.00	.00	.00	.00	.00	.00	.00	.00
MIZORAM	.00	.00	.00	.00	.00	.00	.00	.00	.00
NAGALAND	.00	.00	.00	.00	.00	.00	.00	.00	.00
ORISSA	.00	.00	.00	.00	.00	.00	.00	.00	.00
PUNJAB	.00	.00	.00	.00	.00	.00	.00	.00	.00
RAJASTHAN	.00	.00	.00	.00	.00	.00	.00	.00	.00
SIKKIM	.00	.00	.00	.00	.00	.00	.00	.00	.00
TAMIL NADU	.00	.00	.00	.00	.00	.00	.00	.00	.00
TRIPURA	.00	.00	.00	.00	.00	.00	.00	.00	.00
UTTARAKHAND	.00	.00	.00	.00	.00	.00	.00	.00	.00
UTTAR PRADESH	.00	.00	.00	.00	78903.00	.00	.00	.00	78903.00
WEST BENGAL	.00	.00	.00	.00	.00	.00	.00	.00	.00
TOTAL STATES	200000.00	20000.00	.00	12718.00	138753.00	.00	.00	.00	371471.00
A. & N. ISLANDS	.00	.00	.00	.00	.00	.00	.00	.00	.00
CHANDIGARH	.00	.00	.00	.00	.00	.00	.00	.00	.00
DADRA & NAGAR HAVELI	.00	.00	.00	.00	.00	.00	.00	.00	.00
DAMAN & DIU	.00	.00	.00	.00	.00	.00	.00	.00	.00
DELHI	.00	.00	.00	.00	.00	.00	.00	.00	.00
LAKSHADWEEP	.00	.00	.00	.00	.00	.00	.00	.00	.00
PUDUCHERRY	.00	.00	.00	.00	.00	.00	.00	.00	.00
TOTAL U.T.s	.00	.00	.00	.00	.00	.00	.00	.00	.00
TOTAL (STATES & UT)	200000.00	20000.00	.00	12718.00	138753.00	.00	.00	.00	371471.00

..NICNET..

STATEMENT NO. (24) : BUDGETED EXPENDITURE ON EDUCATION OF THE EDUCATION DEPARTMENTS ACCORDING TO HEADS OF CHARGES (REVENUE ACCOUNT) FOR 2006-07 (REVISED ESTIMATES)

(RUPEES IN THOUSANDS)

STATE/ UNION TERRITORY	ELEMENTARY EDUCATION TOTAL % AGE	SECONDARY EDUCATION TOTAL % AGE	ADULT EDUCATION TOTAL % AGE	UNIV. & HIGHER EDU. TOTAL % AGE	TECHNICAL EDUCATION TOTAL % AGE	PHYSICAL EDUCATION TOTAL % AGE	GENERAL EDUCATION TOTAL % AGE	LANGUAGE DEVELOPMENT TOTAL % AGE	T O T A L								
ANDHRA PRADESH	2702393.00	45.96	1725980.00	29.35	120000.00	.20	1165001.00	19.81	1994402.00	3.39	15338.00	.03	552674.00	.94	186603.00	.32	5802840.00
ARUNACHAL PRADESH	1387199.00	64.49	470359.00	21.87	23174.00	1.08	219327.00	10.20	0.00	0.00	0.00	0.00	26056.00	1.21	25021.00	1.16	2151136.00
ASSAM	21387099.00	61.36	8870986.00	25.45	198660.00	.57	3543344.00	10.17	316226.00	.91	70763.00	.20	183077.00	.53	284608.00	.82	34854763.00
BIHAR	31862389.00	63.82	8393091.00	16.81	92505.00	.19	8424232.00	16.87	419727.00	.84	26695.00	.05	126443.00	.25	579499.00	1.16	49924581.00
CHHATTISGARH	10527714.00	65.32	3269879.00	20.29	76047.00	.47	1628185.00	10.10	320584.00	1.99	3822.00	.02	282945.00	1.76	8458.00	.05	16117634.00
GOA	700589.00	19.26	2177375.00	59.85	8415.00	.23	469562.00	12.91	235302.00	6.47	0.00	0.00	34030.00	.94	13000.00	.36	3638273.00
GUJARAT	24652553.00	56.94	12132080.00	28.02	62950.00	.15	3729744.00	8.62	1533100.00	3.54	12000.00	.03	1137098.00	2.63	32801.00	.08	43292326.00
HARYANA	9445751.00	44.74	7940880.00	37.61	20299.00	.10	2582342.00	12.23	958305.00	4.54	0.00	0.00	146608.00	.69	17000.00	.08	21111185.00
HIMACHAL PRADESH	7185218.00	57.73	4411341.00	35.44	9192.00	.07	637136.00	5.12	121156.00	.97	0.00	0.00	50012.00	.40	29999.00	.24	12446102.00
JAMMU & KASHMIR	5535048.00	47.97	4360614.00	37.79	7567.00	.07	1264782.00	10.96	271510.00	2.35	60900.00	.53	37701.00	.33	0.00	0.00	11538122.00
JHARKHAND	13519397.00	68.37	3174374.00	16.05	0.00	0.00	1954259.00	9.88	1078990.00	5.46	0.00	0.00	4275.00	.02	0.00	0.00	19772898.00
KARNATAKA	31045321.00	54.55	17504434.00	30.76	93801.00	.16	5236406.00	9.20	1860928.00	3.27	1497.00	.00	1038845.00	1.83	127183.00	.22	56908415.00
KERALA	19185896.00	40.10	19122372.00	39.97	36001.00	.08	6802658.00	14.22	2155261.00	4.50	5785.00	.01	347819.00	.73	189902.00	.40	47845694.00
MADHYA PRADESH	22710370.00	66.11	7057817.00	20.55	1100.00	.00	3378941.00	9.84	989227.00	2.88	5682.00	.02	172101.00	.50	35028.00	.10	34350266.00
MAHARASHTRA	56198302.00	45.65	47591660.00	38.66	141093.00	.11	13558956.00	11.01	4761673.00	3.87	53315.00	.04	811021.00	.66	485.00	.00	123116505.00
MANIPUR	1678256.00	50.57	854818.00	25.76	27562.00	.83	664189.00	20.01	27982.00	.84	14529.00	.44	48683.00	1.47	2888.00	.09	3318907.00
MEGHALAYA	1558806.00	51.13	875767.00	28.73	21869.00	.72	446575.00	14.65	44600.00	1.46	91.00	.00	100535.00	3.30	355.00	.01	3048598.00
MIZORAM	1421542.00	54.78	621174.00	23.94	21370.00	.82	288903.00	11.13	67170.00	2.59	0.00	0.00	44990.00	1.73	129696.00	5.00	2594845.00
NAGALAND	1912866.00	64.58	664482.00	22.43	6563.00	.22	220716.00	7.45	73925.00	2.50	0.00	0.00	0.00	0.00	83453.00	2.82	2962005.00
ORISSA	13967249.00	55.90	6369911.00	25.49	12399.00	.05	4229606.00	16.93	241824.00	.97	33736.00	.14	17018.00	.07	113517.00	.45	24985260.00
PUNJAB	60354779.00	24.32	16353664.00	65.91	12292.00	.05	1820544.00	7.34	381189.00	1.54	10459.00	.04	123847.00	.50	74401.00	.30	24811875.00
RAJASTHAN	28324322.00	59.15	15463242.00	32.29	140333.00	.29	2935506.00	6.13	416008.00	.87	22614.00	.05	91325.00	.19	491038.00	1.03	47884388.00
SIKKIM	897606.00	47.29	861739.00	45.40	100.00	.01	53203.00	2.80	30490.00	1.61	0.00	0.00	54379.00	2.86	600.00	.03	1898117.00
TAMIL NADU	30044544.00	44.63	24864808.00	36.94	7079.00	.01	6678455.00	9.92	1992809.00	2.96	29904.00	.04	3511600.00	5.22	184195.00	.27	67313394.00
TRIPURA	1816904.00	38.18	2252001.00	47.33	244357.00	5.14	223465.00	4.72	20162.00	.42	146995.00	3.09	42960.00	.90	10588.00	.22	4758332.00
UTTARAKHAND	5369720.00	42.17	5444300.00	42.76	0.00	0.00	1273228.00	10.00	563436.00	4.43	0.00	0.00	49336.00	.39	32577.00	.26	12732597.00
UTTAR PRADESH	55329258.00	57.36	31824744.00	32.99	0.00	0.00	7660768.00	7.94	1455726.00	1.51	500.00	.00	174611.00	.18	21848.00	.02	96467455.00
WEST BENGAL	23740117.00	38.30	27369139.00	44.16	62724.00	.10	7632834.00	12.32	2219091.00	3.58	45777.00	.07	690056.00	1.11	218838.00	.35	61978576.00
TOTAL STATES	454463448.00	51.03	297556931.00	33.41	1447452.00	.16	99208776.00	11.14	24550803.00	2.76	592781.00	.07	9894735.00	1.11	2910163.00	.33	890625089.00
A. & N. ISLANDS	621947.00	49.33	439584.00	34.87	3553.00	.28	82582.00	6.55	63300.00	5.02	0.00	0.00	46935.00	3.72	2799.00	.22	1260700.00
CHANDIGARH	495580.00	26.62	373670.00	20.07	3120.00	.17	693580.00	37.26	226400.00	12.16	47978.00	2.58	14840.00	.80	6510.00	.35	1861678.00
DADRA & NAGAR HAVELI	155200.00	66.52	53000.00	22.72	300.00	.13	100.00	.04	12500.00	5.36	0.00	0.00	12200.00	5.23	0.00	0.00	233300.00
DAMAN & DIU	82390.00	40.13	74400.00	36.24	610.00	.30	15300.00	7.45	22700.00	11.06	0.00	0.00	9900.00	4.82	0.00	0.00	205300.00
DELHI	1389085.00	7.82	14303867.00	80.50	381300.00	2.15	484800.00	2.73	795739.00	4.48	4005.00	.02	410873.00	2.31	0.00	0.00	17769669.00
LAKEASHADWEEP	7200.00	4.37	136338.00	82.83	0.00	0.00	10500.00	6.38	0.00	0.00	0.00	0.00	10562.00	6.42	0.00	0.00	164600.00
PUDUCHERRY	787315.00	37.44	707824.00	33.66	3790.00	.18	382899.00	18.21	167479.00	7.96	7128.00	.34	41260.00	1.96	5161.00	.25	2102856.00
TOTAL U.T.s	3538717.00	15.00	16088683.00	68.18	392673.00	1.66	1669761.00	7.08	1288118.00	5.46	59111.00	.25	546570.00	2.32	14470.00	.06	23598103.00
TOTAL (STATES & UTs)	458002165.00	50.10	313645614.00	34.31	1840125.00	.20	100878537.00	11.03	25838921.00	2.83	651892.00	.07	10441305.00	1.14	2924633.00	.32	914223192.00
TOTAL CENTRE	168954400.00	69.67	19880400.00	8.20	2375600.00	.98	30011100.00	12.38	18074100.00	7.45	0.00	0.00	1102400.00	.45	2092000.00	.86	242490000.00
GRAND TOTAL	626956565.00	54.20	333526014.00	28.83	4215725.00	.36	130889637.00	11.32	43913021.00	3.80	651892.00	.06	11543705.00	1.00	5016633.00	.43	1156713192.00

STATEMENT NO. (24 A) : BUDGETED EXPENDITURE ON EDUCATION ACCORDING TO HEADS OF CHARHES
(CAPITAL ACCOUNT) FOR 2006-07 (REVISED ESTIMATES)

(RUPEES IN THOUSANDS)

STATE/ UNION TERRITORY	ELEMENTARY EDUCATION	SECONDARY EDUCATION	ADULT EDUCATION	UNIV. & HIGHER EDUCATION	TECHNICAL EDUCATION	PHYSICAL EDUCATION	GENERAL EDUCATION	LANGUAGE DEVELOPMENT	T O T A L
ANDHRA PRADESH	.00	79662.00	.00	278901.00	7500.00	.00	.00	.00	366063.00
ARUNACHAL PRADESH	32117.00	325500.00	.00	32744.00	48100.00	.00	42121.00	.00	480582.00
ASSAM	.00	8000.00	.00	7500.00	2560.00	.00	.00	.00	18060.00
BIHAR	10000.00	608540.00	.00	.00	260813.00	.00	5000.00	.00	884353.00
CHHATTISGARH	64402.00	360450.00	.00	315294.00	331315.00	.00	.00	.00	1071461.00
GOA	15100.00	11595.00	.00	5735.00	43275.00	.00	95600.00	.00	171305.00
GUJARAT	65391.00	25114.00	.00	273135.00	372889.00	.00	.00	.00	736529.00
HARYANA	.00	10000.00	.00	150000.00	222000.00	.00	.00	.00	382000.00
HIMACHAL PRADESH	50830.00	169840.00	.00	450000.00	130150.00	.00	.00	.00	800820.00
JAMMU & KASHMIR	930290.00	181500.00	.00	.00	.00	.00	.00	.00	1111790.00
JHARKHAND	.00	160000.00	.00	.00	311200.00	.00	164970.00	.00	636170.00
KARNATAKA	.00	20000.00	.00	225300.00	53900.00	.00	260000.00	.00	559200.00
KERALA	30.00	.00	.00	30425.00	153942.00	.00	11027.00	.00	195424.00
MADHYA PRADESH	38250.00	202300.00	.00	139000.00	73875.00	.00	.00	.00	453425.00
MAHARASHTRA	.00	.00	.00	35125.00	235468.00	.00	3000.00	.00	273593.00
MANIPUR	42500.00	.00	23300.00	.00	6200.00	.00	210000.00	.00	282000.00
MEGHALAYA	5000.00	1500.00	.00	11500.00	1000.00	.00	.00	.00	19000.00
MIZORAM	.00	30509.00	.00	76410.00	.00	.00	.00	7225.00	114144.00
NAGALAND	.00	48200.00	.00	50500.00	.00	.00	77559.00	.00	176259.00
ORISSA	.00	6201.00	.00	2.00	.00	.00	.00	.00	6203.00
PUNJAB	141900.00	.00	.00	30000.00	13935.00	.00	.00	10000.00	195835.00
RAJASTHAN	180.00	303001.00	.00	54901.00	231699.00	.00	6195.00	.00	602613.00
SIKKIM	90600.00	17100.00	.00	32900.00	255510.00	.00	.00	.00	396110.00
TAMIL NADU	2601.00	1230326.00	.00	58424.00	120201.00	.00	300000.00	1.00	1711553.00
TRIPURA	69390.00	574471.00	.00	436392.00	50397.00	.00	.00	.00	1130650.00
UTTARAKHAND	.00	793432.00	.00	213992.00	173002.00	.00	4600.00	.00	1185026.00
UTTAR PRADESH	42427.00	157557.00	.00	308000.00	75387.00	.00	.00	.00	583371.00
WEST BENGAL	42000.00	52000.00	.00	39350.00	38000.00	.00	110200.00	.00	281550.00
TOTAL STATES	1643008.00	5376798.00	23300.00	3255530.00	3212318.00	.00	1290272.00	23863.00	14825089.00
A. & N. ISLANDS	35800.00	50000.00	.00	21390.00	48700.00	.00	6600.00	.00	162490.00
CHANDIGARH	10000.00	17800.00	.00	18000.00	35700.00	.00	2800.00	.00	84300.00
DADRA & NAGAR HAVELI	.00	13900.00	.00	.00	8100.00	.00	.00	.00	22000.00
DAMAN & DIU	.00	.00	.00	.00	.00	.00	25900.00	.00	25900.00
DELHI	212000.00	445500.00	.00	471500.00	270000.00	.00	172800.00	.00	1571800.00
LAKSHADWEEP	.00	9600.00	.00	4000.00	.00	.00	.00	.00	13600.00
PUDUCHERRY	27031.00	70200.00	.00	37900.00	.00	.00	12506.00	.00	147637.00
TOTAL U.T.s	284831.00	607000.00	.00	552790.00	362500.00	.00	220606.00	.00	2027727.00
TOTAL (STATES & UT)	1927839.00	5983798.00	23300.00	3808320.00	3574818.00	.00	1510878.00	23863.00	16852816.00

..NICNET..

STATEMENT NO. (24 B): BUDGETED EXPENDITURE ON EDUCATION ACCORDING TO HEADS OF CHARHES
(LOAN AND ADVANCES ACCOUNT) FOR 2006-07 (REVISED ESTIMATES)

(RUPEES IN THOUSANDS)

STATE/ UNION TERRITORY	ELEMENTARY EDUCATION	SECONDARY EDUCATION	ADULT EDUCATION	UNIV. & HIGHER EDUCATION	TECHNICAL EDUCATION	PHYSICAL EDUCATION	GENERAL EDUCATION	LANGUAGE DEVELOPMENT	T O T A L
ANDHRA PRADESH	.00	.00	.00	.00	.00	.00	.00	.00	.00
ARUNACHAL PRADESH	.00	.00	.00	.00	.00	.00	.00	.00	.00
ASSAM	.00	.00	.00	.00	.00	.00	.00	.00	.00
BIHAR	.00	.00	.00	.00	.00	.00	.00	.00	.00
CHHATTISGARH	.00	.00	.00	.00	5000.00	.00	.00	.00	5000.00
GOA	.00	.00	.00	45010.00	.00	.00	.00	.00	45010.00
GUJARAT	.00	.00	.00	.00	.00	.00	.00	.00	.00
HARYANA	.00	.00	.00	.00	.00	.00	.00	.00	.00
HIMACHAL PRADESH	.00	.00	.00	.00	.00	.00	.00	.00	.00
JAMMU & KASHMIR	.00	.00	.00	.00	.00	.00	.00	.00	.00
JHARKHAND	.00	.00	.00	.00	.00	.00	.00	.00	.00
KARNATAKA	.00	.00	.00	.00	.00	.00	.00	.00	.00
KERALA	.00	.00	.00	.00	.00	.00	.00	.00	.00
MADHYA PRADESH	.00	.00	.00	.00	5950.00	.00	.00	.00	5950.00
MAHARASHTRA	.00	.00	.00	.00	.00	.00	.00	.00	.00
MANIPUR	.00	.00	.00	.00	.00	.00	.00	.00	.00
MEGHALAYA	.00	.00	.00	.00	.00	.00	.00	.00	.00
MIZORAM	.00	.00	.00	.00	.00	.00	.00	.00	.00
NAGALAND	.00	.00	.00	.00	.00	.00	.00	.00	.00
ORISSA	.00	.00	.00	.00	.00	.00	.00	.00	.00
PUNJAB	.00	.00	.00	.00	.00	.00	.00	.00	.00
RAJASTHAN	.00	.00	.00	.00	.00	.00	.00	.00	.00
SIKKIM	.00	.00	.00	.00	.00	.00	.00	.00	.00
TAMIL NADU	.00	.00	.00	.00	.00	.00	.00	.00	.00
TRIPURA	.00	.00	.00	.00	.00	.00	.00	.00	.00
UTTARAKHAND	.00	.00	.00	.00	.00	.00	.00	.00	.00
UTTAR PRADESH	.00	.00	.00	.00	79105.00	.00	.00	.00	79105.00
WEST BENGAL	.00	.00	.00	.00	.00	.00	500.00	.00	500.00
TOTAL STATES	.00	.00	.00	45010.00	90055.00	.00	500.00	.00	135565.00
A. & N. ISLANDS	.00	.00	.00	.00	.00	.00	.00	.00	.00
CHANDIGARH	.00	.00	.00	.00	.00	.00	.00	.00	.00
DADRA & NAGAR HAVELI	.00	.00	.00	.00	.00	.00	.00	.00	.00
DAMAN & DIU	.00	.00	.00	.00	.00	.00	.00	.00	.00
DELHI	.00	.00	.00	.00	.00	.00	.00	.00	.00
LAKSHADWEEP	.00	.00	.00	.00	.00	.00	.00	.00	.00
PUDUCHERRY	.00	.00	.00	.00	.00	.00	.00	.00	.00
TOTAL U.T.s	.00	.00	.00	.00	.00	.00	.00	.00	.00
TOTAL (STATES & UT)	.00	.00	.00	45010.00	90055.00	.00	500.00	.00	135565.00

..NICNET..

STATEMENT NO. (25): BUDGETED EXPENDITURE ON EDUCATION OF THE EDUCATION DEPARTMENTS ACCORDING TO HEADS OF CHARGES (REVENUE ACCOUNT) FOR 2007-08 (BUDGET ESTIMATES)

(RUPEES IN THOUSANDS)

STATE/ UNION TERRITORY	ELEMENTARY EDUCATION TOTAL % AGE	SECONDARY EDUCATION TOTAL % AGE	ADULT EDUCATION TOTAL % AGE	UNIV. & HIGHER EDU. TOTAL % AGE	TECHNICAL EDUCATION TOTAL % AGE	PHYSICAL EDUCATION TOTAL % AGE	GENERAL EDUCATION TOTAL % AGE	LANGUAGE DEVELOPMENT TOTAL % AGE	T O T A L
ANDHRA PRADESH	30490084.00 45.52	20128215.00 30.05	132389.00 .20	13149455.00 19.63	2239076.00 3.34	17767.00 .03	623371.00 .93	198191.00 .30	66978548.00
ARUNACHAL PRADESH	1249584.00 60.69	494103.00 24.00	28470.00 1.38	223978.00 10.88	.00 .00	34032.00 1.65	28668.00 1.39	.00 .00	2058855.00
ASSAM	20871103.00 60.53	8446504.00 24.50	129579.00 .38	4027907.00 11.68	337641.00 .98	76252.00 .22	273444.00 .79	319033.00 .93	34481463.00
BIHAR	30471251.00 62.37	8334465.00 17.06	93819.00 .19	8707594.00 17.82	521550.00 1.07	22468.00 .05	110899.00 .23	590586.00 1.21	48852632.00
CHHATTISGARH	11648064.00 65.66	3703474.00 20.88	24753.00 .14	1708289.00 9.63	371417.00 2.09	4587.00 .03	268433.00 1.51	10406.00 .06	17739423.00
GOA	769068.00 22.63	1877031.00 55.24	7865.00 .23	387713.00 11.41	258271.00 7.60	52950.00 1.56	34773.00 1.02	10202.00 .30	3397873.00
GUJARAT	24772018.00 53.78	13747716.00 29.84	75467.00 .16	4115472.00 8.93	2031000.00 4.41	13930.00 .03	1271586.00 2.76	37365.00 .08	46064554.00
HARYANA	10928886.00 43.48	9060750.00 36.05	19944.00 .08	3497901.00 13.92	1449058.00 5.77	.00 .00	156454.00 .62	19990.00 .08	25132983.00
HIMACHAL PRADESH	9477707.00 64.44	4018383.00 27.32	6804.00 .05	987072.00 6.71	127524.00 .87	2117.00 .01	51940.00 .35	36930.00 .25	14708477.00
JAMMU & KASHMIR	5886405.00 47.62	4581264.00 37.06	12500.00 .10	1486849.00 12.03	287710.00 2.33	63300.00 .51	44219.00 .36	.00 .00	12362247.00
JHARKHAND	13949551.00 69.29	2864398.00 14.23	.00 .00	1995402.00 9.91	1266046.00 6.29	3846.00 .02	.00 .00	52701.00 .26	20131944.00
KARNATAKA	37667022.00 55.95	19581893.00 29.09	143373.00 .21	6214269.00 9.23	1932618.00 2.87	1695.00 .00	1644985.00 2.44	135403.00 .20	67321258.00
KERALA	28160785.00 46.55	22844208.00 37.76	21001.00 .03	7006620.00 11.58	2070496.00 3.42	7083.00 .01	152563.00 .25	237562.00 .39	60500318.00
MADHYA PRADESH	26367276.00 66.65	7885159.00 19.93	4000.00 .01	3800470.00 9.61	1273021.00 3.22	6207.00 .02	187079.00 .47	39445.00 .10	39562657.00
MAHARASHTRA	55405332.00 45.84	47483957.00 39.28	126609.00 .10	12592606.00 10.42	4340862.00 3.59	44264.00 .04	883501.00 .73	488.00 .00	120877819.00
MANIPUR	1782346.00 52.48	800641.00 23.58	28806.00 .85	694644.00 20.45	28275.00 .83	16077.00 .47	42559.00 1.25	2738.00 .08	3396086.00
MEGHALAYA	1866204.00 50.36	1013251.00 27.34	22784.00 .61	551729.00 14.89	104300.00 2.81	96.00 .00	146724.00 3.96	808.00 .02	3705896.00
MIZORAM	1433810.00 53.11	700424.00 25.94	22080.00 .82	279185.00 10.34	45015.00 1.67	.00 .00	57930.00 2.15	161340.00 5.98	2699784.00
NAGALAND	1983643.00 64.97	721331.00 23.62	9028.00 .30	179625.00 5.88	66232.00 2.17	.00 .00	.00 .00	93483.00 3.06	3053342.00
ORISSA	15386954.00 56.43	6854111.00 25.13	14725.00 .05	4424319.00 16.22	434701.00 1.59	10494.00 .04	23420.00 .09	120706.00 .44	27269430.00
PUNJAB	6987060.00 25.39	17311640.00 62.90	22000.00 .08	2484888.00 9.03	468276.00 1.70	11228.00 .04	134751.00 .49	101205.00 .37	27521048.00
RAJASTHAN	30240024.00 58.28	17238834.00 33.22	139105.00 .27	3143690.00 6.06	472373.00 1.91	23223.00 .04	95840.00 .18	537072.00 1.04	51890161.00
SIKKIM	985558.00 48.56	887517.00 43.73	2000.00 .10	58525.00 2.88	35850.00 1.77	.00 .00	59598.00 2.94	600.00 .03	2029648.00
TAMIL NADU	35978045.00 44.44	31709367.00 39.16	8428.00 .01	7970912.00 9.84	2021246.00 2.50	54039.00 .07	3011600.00 3.72	211494.00 .26	80965131.00
TRIPURA	2189809.00 39.09	2619648.00 46.76	263913.00 4.71	264802.00 4.73	41923.00 .75	163411.00 2.92	47123.00 .84	11465.00 .20	5602094.00
UTTARAKHAND	6385015.00 43.39	6516520.00 44.29	.00 .00	1095961.00 7.45	619876.00 4.21	.00 .00	62955.00 .43	34536.00 .23	14714863.00
UTTAR PRADESH	62295463.00 62.72	27192211.00 27.38	.00 .00	7848406.00 7.90	1802215.00 1.81	500.00 .00	166161.00 .17	20686.00 .02	99325642.00
WEST BENGAL	23119557.00 36.77	29182093.00 46.41	112961.00 .18	7686208.00 12.22	1756616.00 2.79	47273.00 .08	770906.00 1.23	205093.00 .33	62880707.00
TOTAL STATES	498747824.00 51.67	317799108.00 32.92	1472403.00 .15	106584491.00 11.04	26403188.00 2.74	676839.00 .07	10351502.00 1.07	3189528.00 .33	965224883.00
A. & N. ISLANDS	636995.00 49.18	460221.00 35.53	3605.00 .28	89107.00 6.88	53800.00 4.15	.00 .00	48043.00 3.71	3430.00 .26	1295201.00
CHANDIGARH	523800.00 26.55	398523.00 20.20	3600.00 .18	720489.00 36.52	231900.00 11.76	71867.00 3.64	14570.00 .74	8018.00 .41	1972767.00
DADRA & NAGAR HAVELI	162570.00 65.98	56300.00 22.85	330.00 .13	.00 .00	12600.00 5.11	.00 .00	14600.00 5.93	.00 .00	246400.00
DAMAN & DIU	85200.00 41.62	76100.00 37.18	600.00 .29	13300.00 6.50	20000.00 9.77	.00 .00	9500.00 4.64	.00 .00	204700.00
DELHI	1571700.00 7.22	16766188.00 77.04	400945.00 1.84	762300.00 3.50	1500400.00 6.89	3657.00 .02	756663.00 3.48	.00 .00	21761853.00
LAKE SHADWEEP	17700.00 9.99	121200.00 68.42	.00 .00	30500.00 17.22	.00 .00	.00 .00	7750.00 4.37	.00 .00	177150.00
PUDUCHERRY	796894.00 35.89	711394.00 32.04	4049.00 .18	484984.00 21.84	171404.00 7.72	7223.00 .33	41436.00 1.87	3106.00 .14	2220490.00
TOTAL U.T.s	3794859.00 13.61	18589926.00 66.68	413129.00 1.48	2100680.00 7.54	1990104.00 7.14	82747.00 .30	892562.00 3.20	14554.00 .05	27878561.00
TOTAL (STATES & UTs)	502542683.00 50.60	336389034.00 33.87	1885532.00 .19	108685171.00 10.94	28393292.00 2.86	759586.00 .08	11244064.00 1.13	3204082.00 .32	993103444.00
TOTAL CENTRE	186290000.00 57.58	41100000.00 12.70	4032200.00 1.25	47085300.00 14.55	41810300.00 12.92	.00 .00	1045900.00 .32	2153500.00 .67	323517200.00
GRAND TOTAL	688832683.00 52.32	377489034.00 28.67	5917732.00 .45	155770471.00 11.83	70203592.00 5.33	759586.00 .06	12289964.00 .93	5357582.00 .41	1316620644.00

STATEMENT NO. (25 A) : BUDGETED EXPENDITURE ON EDUCATION ACCORDING TO HEADS OF CHARHES
(CAPITAL ACCOUNT) FOR 2007-08 (BUDGET ESTIMATES)

(RUPEES IN THOUSANDS)

STATE/ UNION TERRITORY	ELEMENTARY EDUCATION	SECONDARY EDUCATION	ADULT EDUCATION	UNIV. & HIGHER EDUCATION	TECHNICAL EDUCATION	PHYSICAL EDUCATION	GENERAL EDUCATION	LANGUAGE DEVELOPMENT	T O T A L
ANDHRA PRADESH	25000.00	558692.00	.00	252500.00	50000.00	.00	.00	.00	886192.00
ARUNACHAL PRADESH	5000.00	7000.00	.00	.00	90700.00	.00	400.00	.00	103100.00
ASSAM	6500.00	1300.00	.00	1000.00	5880.00	.00	.00	.00	14680.00
BIHAR	.00	406600.00	.00	.00	213102.00	.00	.00	.00	619702.00
CHHATTISGARH	64200.00	380206.00	.00	310436.00	381248.00	.00	.00	.00	1136090.00
GOA	16626.00	20892.00	.00	26672.00	69287.00	.00	60000.00	.00	193477.00
GUJARAT	391418.00	114611.00	.00	213413.00	490654.00	.00	.00	.00	1210096.00
HARYANA	.00	50000.00	.00	167000.00	170000.00	.00	.00	.00	387000.00
HIMACHAL PRADESH	26600.00	166675.00	.00	550000.00	147420.00	.00	.00	.00	890695.00
JAMMU & KASHMIR	805200.00	200000.00	.00	.00	.00	.00	.00	.00	1005200.00
JHARKHAND	14300.00	134400.00	.00	.00	394300.00	.00	133300.00	.00	676300.00
KARNATAKA	190000.00	100000.00	.00	624500.00	560000.00	.00	80000.00	.00	1554500.00
KERALA	.00	5000.00	.00	16000.00	39700.00	.00	.00	.00	60700.00
MADHYA PRADESH	8250.00	187600.00	.00	145551.00	20400.00	.00	.00	.00	361801.00
MAHARASHTRA	.00	.00	.00	12600.00	155989.00	.00	100.00	.00	168689.00
MANIPUR	.00	.00	45000.00	.00	7000.00	.00	7425.00	.00	59425.00
MEGHALAYA	90.00	114700.00	.00	31800.00	1500.00	.00	.00	.00	148090.00
MIZORAM	.00	.00	.00	10510.00	.00	.00	.00	10.00	10520.00
NAGALAND	.00	33500.00	.00	45000.00	.00	.00	60150.00	.00	138650.00
ORISSA	.00	1.00	.00	2.00	.00	.00	.00	.00	3.00
PUNJAB	596000.00	800000.00	.00	100000.00	300500.00	.00	.00	.00	1796500.00
RAJASTHAN	3.00	307502.00	.00	54555.00	149898.00	.00	5540.00	.00	517498.00
SIKKIM	101678.00	1700.00	.00	8500.00	54250.00	.00	.00	.00	166128.00
TAMIL NADU	10084.00	1227102.00	.00	182942.00	54602.00	.00	300000.00	5001.00	1779731.00
TRIPURA	71095.00	229233.00	.00	27526.00	10600.00	.00	6000.00	.00	344454.00
UTTARAKHAND	240000.00	615500.00	.00	139500.00	218500.00	.00	31500.00	.00	1245000.00
UTTAR PRADESH	114050.00	197248.00	.00	375000.00	102091.00	.00	.00	.00	788389.00
WEST BENGAL	45000.00	54000.00	.00	74650.00	99750.00	.00	273686.00	.00	547086.00
TOTAL STATES	2731094.00	5913462.00	45000.00	3369657.00	3787371.00	.00	958101.00	5011.00	16809696.00
A. & N. ISLANDS	35000.00	32000.00	.00	15000.00	66000.00	.00	15000.00	.00	163000.00
CHANDIGARH	7500.00	7500.00	.00	10000.00	36400.00	.00	13500.00	.00	74900.00
DADRA & NAGAR HAVELI	.00	10500.00	.00	.00	4600.00	.00	.00	.00	15100.00
DAMAN & DIU	.00	.00	.00	.00	2000.00	.00	21500.00	.00	23500.00
DELHI	.00	500000.00	.00	642500.00	206500.00	.00	370000.00	.00	1719000.00
LAKSHADWEEP	.00	26000.00	.00	8000.00	.00	.00	1000.00	.00	35000.00
PUDUCHERRY	47000.00	71384.00	.00	38900.00	.00	.00	26500.00	.00	183784.00
TOTAL U.T.s	89500.00	647384.00	.00	714400.00	315500.00	.00	447500.00	.00	2214284.00
TOTAL (STATES & UT)	2820594.00	6560846.00	45000.00	4084057.00	4102871.00	.00	1405601.00	5011.00	19023980.00

..NICNET..

STATEMENT NO. (25 B): BUDGETED EXPENDITURE ON EDUCATION ACCORDING TO HEADS OF CHARHES
(LOAN AND ADVANCES ACCOUNT) FOR 2007-08 (BUDGET ESTIMATES)

(RUPEES IN THOUSANDS)

STATE/ UNION TERRITORY	ELEMENTARY EDUCATION	SECONDARY EDUCATION	ADULT EDUCATION	UNIV. & HIGHER EDUCATION	TECHNICAL EDUCATION	PHYSICAL EDUCATION	GENERAL EDUCATION	LANGUAGE DEVELOPMENT	T O T A L
ANDHRA PRADESH	.00	.00	.00	.00	.00	.00	.00	.00	.00
ARUNACHAL PRADESH	.00	.00	.00	.00	.00	.00	.00	.00	.00
ASSAM	.00	.00	.00	.00	.00	.00	.00	.00	.00
BIHAR	.00	.00	.00	.00	.00	.00	.00	.00	.00
CHHATTISGARH	.00	.00	.00	.00	.00	.00	.00	.00	.00
GOA	.00	.00	.00	45000.00	.00	.00	.00	.00	45000.00
GUJARAT	.00	.00	.00	.00	.00	.00	.00	.00	.00
HARYANA	.00	.00	.00	.00	.00	.00	.00	.00	.00
HIMACHAL PRADESH	.00	.00	.00	.00	.00	.00	.00	.00	.00
JAMMU & KASHMIR	.00	.00	.00	.00	.00	.00	.00	.00	.00
JHARKHAND	.00	.00	.00	.00	.00	.00	.00	.00	.00
KARNATAKA	.00	.00	.00	.00	.00	.00	.00	.00	.00
KERALA	.00	.00	.00	.00	.00	.00	.00	.00	.00
MADHYA PRADESH	.00	.00	.00	.00	.00	.00	.00	.00	.00
MAHARASHTRA	.00	.00	.00	.00	.00	.00	.00	.00	.00
MANIPUR	.00	.00	.00	.00	.00	.00	.00	.00	.00
MEGHALAYA	.00	.00	.00	.00	.00	.00	.00	.00	.00
MIZORAM	.00	.00	.00	.00	.00	.00	.00	.00	.00
NAGALAND	.00	.00	.00	.00	.00	.00	.00	.00	.00
ORISSA	.00	.00	.00	.00	.00	.00	.00	.00	.00
PUNJAB	.00	.00	.00	.00	.00	.00	.00	.00	.00
RAJASTHAN	.00	.00	.00	.00	.00	.00	.00	.00	.00
SIKKIM	.00	.00	.00	.00	.00	.00	.00	.00	.00
TAMIL NADU	.00	.00	.00	.00	.00	.00	.00	.00	.00
TRIPURA	.00	.00	.00	.00	.00	.00	.00	.00	.00
UTTARAKHAND	.00	.00	.00	.00	.00	.00	.00	.00	.00
UTTAR PRADESH	.00	.00	.00	.00	79105.00	.00	.00	.00	79105.00
WEST BENGAL	.00	.00	.00	.00	.00	.00	500.00	.00	500.00
TOTAL STATES	.00	.00	.00	45000.00	79105.00	.00	500.00	.00	124605.00
A. & N. ISLANDS	.00	.00	.00	.00	.00	.00	.00	.00	.00
CHANDIGARH	.00	.00	.00	.00	.00	.00	.00	.00	.00
DADRA & NAGAR HAVELI	.00	.00	.00	.00	.00	.00	.00	.00	.00
DAMAN & DIU	.00	.00	.00	.00	.00	.00	.00	.00	.00
DELHI	.00	.00	.00	.00	.00	.00	.00	.00	.00
LAKSHADWEEP	.00	.00	.00	.00	.00	.00	.00	.00	.00
PUDUCHERRY	.00	.00	.00	.00	.00	.00	.00	.00	.00
TOTAL U.T.s	.00	.00	.00	.00	.00	.00	.00	.00	.00
TOTAL (STATES & UT)	.00	.00	.00	45000.00	79105.00	.00	500.00	.00	124605.00

..NICNET..

STATEMENT NO.(26): SECTOR-WISE PLAN & NON-PLAN ACTUAL EXPENDITURE OF EDUCATION DEPARTMENTS OF STATES/UNION TERRITORIES & CENTRE (REVENUE ACCOUNT) FOR 2005-06.
(ACTUALS)

(RUPEES IN CRORES)

S.No.	SECTOR	P L A N			N O N - P L A N			T O T A L			%AGE OF PLAN EXP.	%AGE OF NON-PLAN EXP.	%AGE OF TOTAL
		STATES/U.Ts.	CENTRE	TOTAL	STATES/U.Ts.	CENTRE	TOTAL	STATES/U.Ts.	CENTRE	TOTAL			
1		2	3	4	5	6	7	8	9	10	11	12	13
1	ELEMENTARY EDUCATION	5351.99	11749.33	17101.32	33078.78	1.89	33080.67	38430.77	11751.22	50181.99	73.21	46.51	53.11
2	SECONDARY EDUCATION	1628.59	885.74	2514.33	24426.43	863.87	25290.30	26055.02	1749.61	27804.63	10.76	35.56	29.43
3	PHYSICAL EDUCATION	8.14	.00	8.14	38.78	.65	39.43	46.92	.65	47.57	.03	.06	.05
4	UNIVERSITY & OTHER HIGHER EDUCATION	744.36	843.58	1587.94	7937.56	1487.84	9425.40	8681.92	2331.42	11013.34	6.80	13.25	11.66
5	ADULT EDUCATION	55.29	241.81	297.10	97.41	1.65	99.06	152.70	243.46	396.16	1.27	.14	.42
6	LANGUAGE DEVELOPMENT	23.29	107.46	130.75	223.54	38.53	262.07	246.83	145.99	392.82	.56	.37	.42
7	TECHNICAL EDUCATION	769.16	700.32	1469.48	1364.09	823.43	2187.52	2133.25	1523.75	3657.00	6.29	3.08	3.87
8	GENERAL	225.26	24.29	249.55	687.86	52.78	740.64	913.12	77.07	990.19	1.07	1.04	1.05
TOTAL		8806.08	14552.53	23358.61	67854.45	3270.64	71125.09	76660.53	17823.17	94483.70	100.00	100.00	100.00

..NICNET..

STATEMENT NO.(27): SECTOR-WISE PLAN & NON-PLAN REVISED ESTIMATES FOR EDUCATION DEPARTMENTS
OF STATES/UNION TERRITORIES AND CENTRE (REVENUE ACCOUNT) FOR 2006-07.
(REVISED ESTIMATES)

(RUPEES IN CRORES)

S.No.	SECTOR	P L A N			N O N - P L A N			T O T A L			%AGE OF PLAN EXP.	%AGE OF NON- -PLAN EXP.	%AGE OF TOTAL
		STATES/U.Ts.	CENTRE	TOTAL	STATES/U.Ts.	CENTRE	TOTAL	STATES/U.Ts.	CENTRE	TOTAL			
BUDGET													
1		2	3	4	5	6	7	8	9	10	11	12	13
1	ELEMENTARY EDUCATION	6437.24	16892.50	23329.74	39362.97	2.94	39365.91	45800.21	16895.44	62695.65	72.63	47.12	54.20
2	SECONDARY EDUCATION	2510.85	1087.00	3597.85	28853.72	901.04	29754.76	31364.57	1988.04	33352.61	11.20	35.61	28.83
3	PHYSICAL EDUCATION	12.31	.00	12.31	52.88	.00	52.88	65.19	.00	65.19	.04	.06	.06
4	UNIVERSITY & OTHER HIGHER EDUCATION	956.04	1398.55	2354.59	9131.81	1602.56	10734.37	10087.85	3001.11	13088.96	7.33	12.85	11.32
5	ADULT EDUCATION	71.49	235.50	306.99	112.52	2.06	114.58	184.01	237.56	421.57	.96	.14	.36
6	LANGUAGE DEVELOPMENT	35.69	168.35	204.04	256.78	40.85	297.63	292.47	209.20	501.67	.64	.36	.43
7	TECHNICAL EDUCATION	1017.70	912.21	1929.91	1566.20	895.20	2461.40	2583.90	1807.41	4391.31	6.01	2.95	3.80
8	GENERAL	333.98	49.89	383.87	710.15	60.35	770.50	1044.13	110.24	1154.37	1.20	.92	1.00
TOTAL		11375.30	20744.00	32119.30	80047.03	3505.00	83552.03	91422.33	24249.00	115671.33	100.00	100.00	100.00

..NICNET..

STATEMENT NO.(28): SECTOR-WISE PLAN & NON-PLAN BUDGET ESTIMATES FOR EDUCATION DEPARTMENTS
OF STATES/UNION TERRITORIES & CENTRE (REVENUE ACCOUNT) FOR 2007-08
(BUDGET STIMATES)

(RUPEES IN CRORES)

S.No.	SECTOR	P L A N			N O N - P L A N			T O T A L			%AGE OF PLAN EXP.	%AGE OF NON- -PLAN EXP.	%AGE OF TOTAL
		STATES/U.Ts.	CENTRE	TOTAL	STATES/U.Ts.	CENTRE	TOTAL	STATES/U.Ts.	CENTRE	TOTAL			
BUDGET		2	3	4	5	6	7	8	9	10	11	12	13
1	ELEMENTARY EDUCATION	6523.53	18626.00	25149.53	43730.73	3.00	43733.73	50254.26	18629.00	68883.26	62.63	47.79	52.32
2	SECONDARY EDUCATION	2230.51	3164.00	5394.51	31408.39	946.00	32354.39	33638.90	4110.00	37748.90	13.43	35.36	28.67
3	PHYSICAL EDUCATION	19.90	.00	19.90	56.06	.00	56.06	75.96	.00	75.96	.05	.06	.06
4	UNIVERSITY & OTHER HIGHER EDUCATION	1101.83	3026.00	4127.83	9766.68	1682.53	11449.21	10868.51	4708.53	15577.04	10.28	12.51	11.83
5	ADULT EDUCATION	65.83	401.00	466.83	122.73	2.22	124.95	188.56	403.22	591.78	1.16	.14	.45
6	LANGUAGE DEVELOPMENT	35.20	172.50	207.70	285.21	42.85	328.06	320.41	215.35	535.76	.52	.36	.41
7	TECHNICAL EDUCATION	1082.61	3240.00	4322.61	1756.72	941.03	2697.75	2839.33	4181.03	7020.36	10.76	2.95	5.33
8	GENERAL	426.77	42.00	468.77	697.64	62.59	760.23	1124.41	104.59	1229.00	1.17	.83	.93
	TOTAL	11486.18	28671.50	40157.68	87824.16	3680.22	91504.38	99310.34	32351.72	131662.06	100.00	100.00	100.00

..NICNET..

STATEMENT NO (29) : BUDGETED EXPENDITURE ON EDUCATION DEPARTMENTS (CAPITAL ACCOUNT)
FOR 2005-06 (ACTUALS)

(RUPEES IN THOUSANDS)

S.NO.	STATE/ UNION TERRITORY	CAPITAL EXP. ON EDU. OUT- SIDE REVENUE ACCOUNT	TOTAL CAPITAL EXP. OUT-SIDE REVENUE ACCOUNT	%AGE OF COL. (2) TO COL. (3)	LOANS FOR EDUCATION	TOTAL LOANS & ADVANCES	%AGE OF COL. (5) TO COL. (6)
1	2	3	4	5	6	7	
1	ANDHRA PRADESH	329621.00	1643542300.00	.02	20000.00	7564800.00	.26
2	ARUNACHAL PRADESH	317595.00	68670400.00	.46	...	28200.00	.00
3	ASSAM	28926.00	224736700.00	.01	...	1056200.00	.00
4	BIHAR	259893.00	968557800.00	.03	...	17478200.00	.00
5	CHHATTISGARH	627108.00	389624700.00	.16	200000.00	3374800.00	5.93
6	GOA	56620.00	93958000.00	.06	12718.00	70600.00	18.01
7	GUJARAT	185834.00	1027859400.00	.02	...	7042200.00	.00
8	HARYANA	204866.00	970541900.00	.02	...	1766700.00	.00
9	HIMACHAL PRADESH	318365.00	199961700.00	.16	...	141300.00	.00
10	JAMMU & KASHMIR	...	54484300.00	.00	...	457200.00	.00
11	JHARKHAND	497962.00	56954400.00	.87	...	11533500.00	.00
12	KARNATAKA	456372.00	1035692800.00	.04	...	2996000.00	.00
13	KERALA	400140.00	501384800.00	.08	...	2871100.00	.00
14	MADHYA PRADESH	365528.00	625634800.00	.06	59850.00	8344400.00	.72
15	MAHARASHTRA	81034.00	1118170700.00	.01	...	42616000.00	.00
16	MANIPUR	52477.00	53138100.00	.10	...	605900.00	.00
17	MEGHALAYA	3508.00	126877800.00	.00	...	106200.00	.00
18	MIZORAM	132100.00	43383800.00	.30	...	340900.00	.00
19	NAGALAND	40752.00	53576600.00	.08	...	6100.00	.00
20	ORISSA	...	422741500.00	.00	...	672000.00	.00
21	PUNJAB	186130.00	421816800.00	.04	...	334800.00	.00
22	RAJASTHAN	376476.00	911209800.00	.04	...	4341800.00	.00
23	SIKKIM	168988.00	24497600.00	.6900
24	TAMIL NADU	2180079.00	1347234100.00	.16	...	10395200.00	.00
25	TRIPURA	411753.00	105641700.00	.39	...	23500.00	.00
26	UTTARAKHAND	562455.00	395628700.00	.14	...	1352300.00	.00
27	UTTAR PRADESH	1871036.00	3021013600.00	.06	78903.00	6838400.00	1.15
28	WEST BENGAL	127048.00	1013896900.00	.01	...	11885900.00	.00
TOTAL (STATES)		10242666.00	16920431700.00	.06	371471.00	144244200.00	.26
29	A. & N. ISLANDS	135455.00	2168011.00	6.25	...	18161.00	.00
30	CHANDIGARH	42572.00	1526599.00	2.7900
31	DADRA & NAGAR HAVELI	20600.00	386297.00	5.33	...	6920.00	.00
32	DAMAN & DIU	23700.00	387417.00	6.12	...	1615.00	.00
33	DELHI	735521.00	113743500.00	.65	...	29002600.00	.00
34	LAKSHADWEEP	24460.00	510245.00	4.79	...	12330.00	.00
35	PUDUCHERRY	190996.00	8415100.00	2.27	...	38500.00	.00
TOTAL (U.T.s)		1173304.00	127137169.00	.92	...	29080126.00	.00
TOTAL (STATES & U.T.)		11415970.00	17047568869.00	.07	371471.00	173324326.00	.21

..NICNET..

STATEMENT NO (30) : BUDGETED EXPENDITURE ON EDUCATION DEPARTMENTS (CAPITAL ACCOUNT)
FOR 2006-07 (REVISED ESTIMATE)

(RUPEES IN THOUSANDS)

S.NO.	STATE/ UNION TERRITORY	CAPITAL EXP. ON EDU. OUT- SIDE REVENUE ACCOUNT	TOTAL CAPITAL EXP. OUT-SIDE REVENUE ACCOUNT	%AGE OF COL. (2) TO COL. (3)	LOANS FOR EDUCATION	TOTAL LOANS & ADVANCES	%AGE OF COL. (5) TO COL. (6)
1	2	3	4	5	6	7	
1	ANDHRA PRADESH	366063.00	298351100.00	.12	...	13082300.00	.00
2	ARUNACHAL PRADESH	480582.00	62904400.00	.76	...	51600.00	.00
3	ASSAM	18060.00	735038400.00	.00	...	1481200.00	.00
4	BIHAR	884353.00	142007300.00	.62	...	4455300.00	.00
5	CHHATTISGARH	1071461.00	210588600.00	.51	5000.00	8493600.00	.06
6	GOA	171305.00	27978200.00	.61	45010.00	104400.00	43.11
7	GUJARAT	736529.00	1319556100.00	.06	...	5136400.00	.00
8	HARYANA	382000.00	1430919300.00	.03	...	1908700.00	.00
9	HIMACHAL PRADESH	800820.00	42149400.00	1.90	...	131400.00	.00
10	JAMMU & KASHMIR	1111790.00	53266600.00	2.09	...	508800.00	.00
11	JHARKHAND	636170.00	62005500.00	1.03	...	14294500.00	.00
12	KARNATAKA	559200.00	240686400.00	.23	...	2285600.00	.00
13	KERALA	195424.00	557509900.00	.04	...	8955600.00	.00
14	MADHYA PRADESH	453425.00	912586000.00	.05	5950.00	11825800.00	.05
15	MAHARASHTRA	273593.00	1402629800.00	.02	...	24164000.00	.00
16	MANIPUR	282000.00	53064200.00	.53	...	646300.00	.00
17	MEGHALAYA	19000.00	122644000.00	.02	...	449100.00	.00
18	MIZORAM	114144.00	75757800.00	.15	...	52500.00	.00
19	NAGALAND	176259.00	24731900.00	.71	...	59000.00	.00
20	ORISSA	6203.00	139899700.00	.00	...	2349900.00	.00
21	PUNJAB	195835.00	1458480000.00	.01	...	4854200.00	.00
22	RAJASTHAN	602613.00	902009300.00	.07	...	3220400.00	.00
23	SIKKIM	396110.00	27890700.00	1.42	...	2000.00	.00
24	TAMIL NADU	1711553.00	1362988200.00	.13	...	17246900.00	.00
25	TRIPURA	1130650.00	154284700.00	.73	...	30400.00	.00
26	UTTARAKHAND	1185026.00	129728900.00	.91	...	1009400.00	.00
27	UTTAR PRADESH	583371.00	640853000.00	.09	79105.00	7434000.00	1.06
28	WEST BENGAL	281550.00	1413191000.00	.02	500.00	15174500.00	.00
TOTAL (STATES)		14825089.00	14003700400.00	.11	135565.00	149407800.00	.09
29	A. & N. ISLANDS	162490.00	5555700.00	2.92	...	12200.00	.00
30	CHANDIGARH	84300.00	2013700.00	4.1900
31	DADRA & NAGAR HAVELI	22000.00	385200.00	5.71	...	7800.00	.00
32	DAMAN & DIU	25900.00	401100.00	6.46	...	1500.00	.00
33	DELHI	1571800.00	54100500.00	2.91	...	32972000.00	.00
34	LAKSHADWEEP	13600.00	1755600.00	.77	...	10100.00	.00
35	PUDUCHERRY	147637.00	9514300.00	1.55	...	30900.00	.00
TOTAL (U.T.s)		2027727.00	73726100.00	2.75	...	33034500.00	.00
TOTAL (STATES & U.T.)		16852816.00	14077426500.00	.12	135565.00	182442300.00	.07

..NICNET..

STATEMENT NO (31) : BUDGETED EXPENDITURE ON EDUCATION DEPARTMENTS (CAPITAL ACCOUNT)
FOR 2007-08 (BUDGET ESTIMATE)

(RUPEES IN THOUSANDS)

S.NO.	STATE/ UNION TERRITORY	CAPITAL EXP. ON EDU. OUT- SIDE REVENUE ACCOUNT	TOTAL CAPITAL EXP. OUT-SIDE REVENUE ACCOUNT	%AGE OF COL. (2) TO COL. (3)	LOANS FOR EDUCATION	TOTAL LOANS & ADVANCES	%AGE OF COL. (5) TO COL. (6)
1	2	3	4	5	6	7	
1	ANDHRA PRADESH	886192.00	367611300.00	.24	...	53908900.00	.00
2	ARUNACHAL PRADESH	103100.00	62497100.00	.16	...	42300.00	.00
3	ASSAM	14680.00	568992700.00	.00	...	1608800.00	.00
4	BIHAR	619702.00	123341200.00	.50	...	2796700.00	.00
5	CHHATTISGARH	1136090.00	226230900.00	.50	...	2851300.00	.00
6	GOA	193477.00	28807400.00	.67	45000.00	165800.00	27.14
7	GUJARAT	1210096.00	619511200.00	.20	...	4460000.00	.00
8	HARYANA	387000.00	1575945600.00	.02	...	1862300.00	.00
9	HIMACHAL PRADESH	890695.00	40862100.00	2.18	...	289600.00	.00
10	JAMMU & KASHMIR	1005200.00	70260600.00	1.43	...	623700.00	.00
11	JHARKHAND	676300.00	68661000.00	.98	...	9985300.00	.00
12	KARNATAKA	1554500.00	269305400.00	.58	...	4734800.00	.00
13	KERALA	60700.00	545040300.00	.01	...	9340800.00	.00
14	MADHYA PRADESH	361801.00	398071700.00	.09	...	8236700.00	.00
15	MAHARASHTRA	168689.00	1031845600.00	.02	...	15125500.00	.00
16	MANIPUR	59425.00	57151000.00	.10	...	136500.00	.00
17	MEGHALAYA	148090.00	125455600.00	.12	...	323600.00	.00
18	MIZORAM	10520.00	6043700.00	.17	...	105100.00	.00
19	NAGALAND	138650.00	27821100.00	.50	...	82200.00	.00
20	ORISSA	3.00	219192800.00	.00	...	4037100.00	.00
21	PUNJAB	1796500.00	1475308500.00	.12	...	182000.00	.00
22	RAJASTHAN	517498.00	705671100.00	.07	...	3391200.00	.00
23	SIKKIM	166128.00	28366200.00	.59	...	2500.00	.00
24	TAMIL NADU	1779731.00	1000773200.00	.18	...	10987500.00	.00
25	TRIPURA	344454.00	108104600.00	.32	...	41400.00	.00
26	UTTARAKHAND	1245000.00	131048500.00	.95	...	1831200.00	.00
27	UTTAR PRADESH	788389.00	3246231000.00	.02	79105.00	8093500.00	.98
28	WEST BENGAL	547086.00	1536170400.00	.04	500.00	16687200.00	.00
TOTAL (STATES)		16809696.00	14664321800.00	.11	124605.00	161933500.00	.08
29	A. & N. ISLANDS	163000.00	8155100.00	2.00	...	13900.00	.00
30	CHANDIGARH	74900.00	1920600.00	3.9000
31	DADRA & NAGAR HAVELI	15100.00	383200.00	3.94	...	8000.00	.00
32	DAMAN & DIU	23500.00	455300.00	5.16	...	900.00	.00
33	DELHI	1719000.00	88396700.00	1.94	...	39924300.00	.00
34	LAKSHADWEEP	35000.00	1646300.00	2.13	...	8500.00	.00
35	PUDUCHERRY	183784.00	2052600.00	8.95	...	34000.00	.00
TOTAL (U.T.s)		2214284.00	103009800.00	2.15	...	39989600.00	.00
TOTAL (STATES & U.T.)		19023980.00	14767331600.00	.13	124605.00	201923100.00	.06

..NICNET..

STATEMENT NO (32) : BUDGET PROVISIONS FOR CENTRE & STATE EDUCATION DEPARTMENTS UNDER REVENUE ACCOUNT,
CAPITAL ACCOUNT OUT-SIDE REVENUE ACCOUNT & LOANS FOR 2007-08 (BUDGET ESTIMATES)

(RUPEES IN THOUSANDS)

S.NO.	STATE/ UNION TERRITORY	REVENUE ACCOUNT			CAPITAL ACCOUNT OUT-SIDE REVENUE ACCOUNT		
		TOTAL BUDGET	EDUCATION DEPARTMENT	%AGE OF COL(3) TO COL(2)	TOTAL BUDGET	EDUCATION DEPARTMENT	%AGE OF COL(6) TO COL(5)
1	2	3	4	5	6	7	
1	ANDHRA PRADESH	549860400.00	66978548.00	12.18	367611300.00	886192.00	.24
2	ARUNACHAL PRADESH	21685300.00	2058855.00	9.49	62497100.00	103100.00	.16
3	ASSAM	160908100.00	34481463.00	21.43	568992700.00	14680.00	.00
4	BIHAR	239577600.00	48852632.00	20.39	123341200.00	619702.00	.50
5	CHHATTISGARH	116656200.00	17739423.00	15.21	226230900.00	1136090.00	.50
6	GOA	33899100.00	3397873.00	10.02	28807400.00	193477.00	.67
7	GUJARAT	313133500.00	46064554.00	14.71	619511200.00	1210096.00	.20
8	HARYANA	167685500.00	25132983.00	14.99	1575945600.00	387000.00	.02
9	HIMACHAL PRADESH	75556000.00	14708477.00	19.47	40862100.00	890695.00	2.18
10	JAMMU & KASHMIR	106158500.00	12362247.00	11.65	70260600.00	1005200.00	1.43
11	JHARKHAND	121189500.00	20131944.00	16.61	68661000.00	676300.00	.98
12	KARNATAKA	391354400.00	67321258.00	17.20	269305400.00	1554500.00	.58
13	KERALA	266969000.00	60500318.00	22.66	545040300.00	60700.00	.01
14	MADHYA PRADESH	259891100.00	39562657.00	15.22	398071700.00	361801.00	.09
15	MAHARASHTRA	677881900.00	120877819.00	17.83	1031845600.00	168689.00	.02
16	MANIPUR	23581500.00	3396086.00	14.40	57151000.00	59425.00	.10
17	MEGHALAYA	27320900.00	3705896.00	13.56	125455600.00	148090.00	.12
18	MIZORAM	17735100.00	2699784.00	15.22	6043700.00	10520.00	.17
19	NAGALAND	24543500.00	3053342.00	12.44	27821100.00	138650.00	.50
20	ORISSA	184214700.00	27269430.00	14.80	219192800.00	3.00	.00
21	PUNJAB	245889700.00	27521048.00	11.19	1475308500.00	1796500.00	.12
22	RAJASTHAN	283847300.00	51890161.00	18.28	705671100.00	517498.00	.07
23	SIKKIM	23800200.00	2029648.00	8.53	28366200.00	166128.00	.59
24	TAMIL NADU	446336700.00	80965131.00	18.14	1000773200.00	1779731.00	.18
25	TRIPURA	30233500.00	5602094.00	18.53	108104600.00	344454.00	.32
26	UTTARAKHAND	80725800.00	14714863.00	18.23	131048500.00	1245000.00	.95
27	UTTAR PRADESH	678713800.00	99325642.00	14.63	3246231000.00	788389.00	.02
28	WEST BENGAL	378250600.00	62880707.00	16.62	1536170400.00	547086.00	.04
TOTAL (STATES)		5947599400.00	965224883.00	16.23	14664321800.00	16809696.00	.11
29	A. & N. ISLANDS	11270300.00	1295201.00	11.49	8155100.00	163000.00	2.00
30	CHANDIGARH	12255700.00	1972767.00	16.10	1920600.00	74900.00	3.90
31	DADRA & NAGAR HAVELI	9181400.00	246400.00	2.68	383200.00	15100.00	3.94
32	DAMAN & DIU	3588600.00	204700.00	5.70	455300.00	23500.00	5.16
33	DELHI	99666500.00	21761853.00	21.83	88396700.00	1719000.00	1.94
34	LAKSHADWEEP	3219800.00	177150.00	5.50	1646300.00	35000.00	2.13
35	PUDUCHERRY	21498600.00	2220490.00	10.33	2052600.00	183784.00	8.95
TOTAL (U.T.s)		160680900.00	27878561.00	17.35	103009800.00	2214284.00	2.15
TOTAL (STATES & U.T.)		6108280300.00	993103444.00	16.26	14767331600.00	19023980.00	.13
TOTAL CENTRE		5579000000.00	323517200.00	5.80	1213340000.00	25000.00	.00
GRAND TOTAL		11687280300.00	1316620644.00	11.27	15980671600.00	19048980.00	.12

..NICNET..

STATEMENT NO (32) : BUDGET PROVISIONS FOR CENTRE & STATE EDUCATION DEPARTMENTS UNDER REVENUE ACCOUNT,
CAPITAL ACCOUNT OUT-SIDE REVENUE ACCOUNT & LOANS FOR 2007-08 (BUDGET ESTIMATES)

(RUPEES IN THOUSANDS)

S.NO.	STATE/ UNION TERRITORY	LOAN AND ADVANCES			TOTAL REVENUE ACCOUNT, CAPITAL AC count and loans		
		TOTAL BUDGET	EDUCATION DEPARTMENT	%AGE OF COL(9) TO COL(8)	TOTAL BUDGET	EDUCATION DEPARTMENT	%AGE OF COL(12) TO COL(11)
1		8	9	10	11	12	13
1	ANDHRA PRADESH	53908900.0000	971380600.00	67864740.00	6.99
2	ARUNACHAL PRADESH	42300.0000	84224700.00	2161955.00	2.57
3	ASSAM	1608800.0000	731509600.00	34496143.00	4.72
4	BIHAR	2796700.0000	365715500.00	49472334.00	13.53
5	CHHATTISGARH	2851300.0000	345738400.00	18875513.00	5.46
6	GOA	165800.00	45000.00	27.14	62872300.00	3636350.00	5.78
7	GUJARAT	4460000.0000	937104700.00	47274650.00	5.04
8	HARYANA	1862300.0000	1745493400.00	25519983.00	1.46
9	HIMACHAL PRADESH	289600.0000	116707700.00	15599172.00	13.37
10	JAMMU & KASHMIR	623700.0000	177042800.00	13367447.00	7.55
11	JHARKHAND	9985300.0000	199835800.00	20808244.00	10.41
12	KARNATAKA	4734800.0000	665394600.00	68875758.00	10.35
13	KERALA	9340800.0000	821350100.00	60561018.00	7.37
14	MADHYA PRADESH	8236700.0000	666199500.00	39924458.00	5.99
15	MAHARASHTRA	15125500.0000	1724853000.00	121046508.00	7.02
16	MANIPUR	136500.0000	80869000.00	3455511.00	4.27
17	MEGHALAYA	323600.0000	153100100.00	3853986.00	2.52
18	MIZORAM	105100.0000	23883900.00	2710304.00	11.35
19	NAGALAND	82200.0000	52446800.00	3191992.00	6.09
20	ORISSA	4037100.0000	407444600.00	27269433.00	6.69
21	PUNJAB	182000.0000	1721380200.00	29317548.00	1.70
22	RAJASTHAN	3391200.0000	992909600.00	52407659.00	5.28
23	SIKKIM	2500.0000	52168900.00	2195776.00	4.21
24	TAMIL NADU	10987500.0000	1458097400.00	82744862.00	5.67
25	TRIPURA	41400.0000	138379500.00	5946548.00	4.30
26	UTTARAKHAND	1831200.0000	213605500.00	15959863.00	7.47
27	UTTAR PRADESH	8093500.00	79105.00	.98	3933038300.00	100193136.00	2.55
28	WEST BENGAL	16687200.00	500.00	.00	1931108200.00	63428293.00	3.28
TOTAL (STATES)		161933500.00	124605.00	.08	20773854700.00	982159184.00	4.73
29	A. & N. ISLANDS	13900.0000	19439300.00	1458201.00	7.50
30	CHANDIGARH00	14176300.00	2047667.00	14.44
31	DADRA & NAGAR HAVELI	8000.0000	9572600.00	261500.00	2.73
32	DAMAN & DIU	900.0000	4044800.00	228200.00	5.64
33	DELHI	39924300.0000	227987500.00	23480853.00	10.30
34	LAKSHADWEEP	8500.0000	4874600.00	212150.00	4.35
35	PUDUCHERRY	34000.0000	23585200.00	2404274.00	10.19
TOTAL (U.T.s)		39989600.0000	303680300.00	30092845.00	9.91
TOTAL (STATES & U.T.)		201923100.00	124605.00	.06	21077535000.00	1012252029.00	4.80
TOTAL CENTRE		12870000.0000	6805210000.00	323542200.00	4.75
GRAND TOTAL		214793100.00	124605.00	.06	27882745000.00	1335794229.00	4.79

..NICNET..

STATEMENT NO. (33): PLAN AND NON-PLAN TOTAL BUDGET (CENTRE AND STATE)

(Rupees in Thousands)

STATE/UNION TERRITORY	2005-06 (ACTUAL)			2006-07 (R.E.)			2007-08 (B.E.)		
	PLAN	NON-PLAN	TOTAL	PLAN	NON-PLAN	TOTAL	PLAN	NON-PLAN	TOTAL
ANDHRA PRADESH	64822900	284330100	349153000	122611500	329383800	451995300	156679200	393181200	549860400
ARUNACHAL PRADESH	7236500	9439900	16676400	7696400	12025200	19721600	10444100	11241200	21685300
ASSAM	21270400	84092700	105363100	36731800	129744700	166476500	36382900	124525200	160908100
BIHAR	24314000	153245900	177559900	41294100	193833300	235127400	43653700	195923900	239577600
CHHATTISGARH	20083900	54487500	74571400	32935400	69544200	102479600	40424300	76231900	116656200
GOA	4147000	17760100	21907100	5295500	20391200	25686700	5638100	28261000	33899100
GUJARAT	39214200	215440800	254655000	55856500	230714000	286570500	68207000	244926500	313133500
HARYANA	20148000	106250900	126398900	25496000	140216500	165712500	31508700	136176800	167685500
HIMACHAL PRADESH	11833900	52827600	64661500	11609300	58390800	70000100	11884000	63672000	75556000
JAMMU & KASHMIR	11453000	85787100	97240100	7938900	92729500	100668400	5371100	100787400	106158500
JHARKHAND	33421500	64137900	97559400	41818100	70525200	112343300	40289200	80900300	121189500
KARNATAKA	50686600	229722400	280409000	84368600	267274000	351642600	99815900	291538500	391354400
KERALA	32155100	152081900	184237000	31863600	216971400	248835000	31369200	235599800	266969000
MADHYA PRADESH	42124700	163510000	205634700	58248800	172716000	230964800	68762100	191129000	259891100
MAHARASHTRA	53054000	469744500	522798500	93633500	540965300	634598800	114589600	563292300	677881900
MANIPUR	3936100	16108900	20045000	4729300	17392700	22122000	5833300	17748200	23581500
MEGHALAYA	4915700	11829100	16744800	8353700	12823900	21177600	13317600	14003300	27320900
MIZORAM	5399200	10480800	15880000	6296800	11873300	18170100	5572300	12162800	17735100
NAGALAND	4224600	16380500	20605100	5514600	17847200	23361800	5400200	19143300	24543500
ORISSA	21127400	114907900	136035300	31548900	137459100	169008000	41092600	143122100	184214700
PUNJAB	9606400	172477800	182084200	15027600	205628000	220655600	21426600	224463100	245889700
RAJASTHAN	31315300	183676700	214992000	39186500	214184600	253371100	51430400	232416900	283847300
SIKKIM	2941800	14734300	17676100	3954800	15722000	19676800	4625300	19174900	23800200
TAMIL NADU	51354600	268732100	320086700	80845200	326227300	407072500	86516200	359820500	446336700
TRIPURA	4124100	19791600	23915700	5260900	21077900	26338800	5807600	24425900	30233500
UTTARAKHAND	13963100	42146600	56109700	15659600	49193300	64852900	23191500	57534300	80725800
UTTAR PRADESH	64448100	401723300	466171400	99860300	466851500	566711800	139254100	539459700	678713800
WEST BENGAL	42940800	268227200	311168000	52337300	302266600	354603900	66525200	311725400	378250600
TOTAL (STATES)	696262900	3684076100	4380339000	1025973500	4343972500	5369946000	1235012000	4712587400	5947599400
A. & N. ISLANDS	2726539	11808430	14534969	3485600	9926500	13412100	3616300	7654000	11270300
CHANDIGARH	1127213	9767223	10894436	1396300	10639800	12036100	1444100	10811600	12255700
DADRA & NAGAR HAVELI	309330	5484520	5793850	350900	7341100	7692000	425100	8756300	9181400
DAMAN & DIU	200535	2375989	2576524	238600	3003000	3241600	259000	3329600	3588600
DELHI	16462200	48691700	65153900	21489900	58915900	80405800	33402900	66263600	99666500
LAKSHADWEEP	305633	1987053	2292686	327600	2597200	2924800	605700	2614100	3219800
PUDUCHERRY	6486800	11457400	17944200	7025200	12346500	19371700	8851300	12647300	21498600
TOTAL (U.T.s)	27618250	91572315	119190565	34314100	104770000	139084100	48604400	112076500	160680900
TOTAL (STATES & U.T.s)	723881150	3775648415	4499529565	1060287600	4448742500	5509030100	1283616400	4824663900	6108280300
TOTAL CENTRE	1118580000	3279030000	4397610000	1445840000	3621830000	5067670000	1743540000	3835460000	5579000000
GRAND TOTAL	1842461150	7054678415	8897139565	2506127600	8070572500	10576700100	3027156400	8660123900	11687280300

..NICNET..